

# State Allocation Board Meeting Notice and Agenda



Lisa Silverman, Executive Officer  
Office of Public School Construction  
707 3rd Street, 6<sup>th</sup> Floor  
West Sacramento, CA 95605

Public Meeting  
Wednesday, August 25, 2021  
Department of General Services  
Ziggurat Building  
707 3rd Street, 6<sup>th</sup> Floor, Conference Room 6-300\*  
West Sacramento, CA 95605  
4:00 p.m.\*

Pursuant to Governor Newsom's Executive Order N-25-20, issued March 12, 2020, the upcoming meeting of the State Allocation Board will be conducted by way of teleconferencing. The physical, publicly-accessible teleconference location from which members of the public may observe and offer public comment is reflected above.

Additionally, interested persons may observe the meeting by going to Zoom Meeting at:

Join from PC, Mac, Linux, iOS or Android:

<https://us02web.zoom.us/j/87667378055?pwd=a1BMYVE1NUN2QmJ4UDYyckdwVDBZUT09>

Password: 870620

Or Telephone:

Dial:

USA 213 787 0529

USA 8888086929 (US Toll Free)

Conference code: 991990

General Information

(916) 376-1771

For further information, please contact your Project Manager.

\*Meeting location and time subject to change.

Individuals who need auxiliary aids for effective participation are invited to make their requests and preferences known to Ms. Lisa Jones at (916) 376-1753 five days prior to the meeting.

A copy of the 10-Day Notice can be found on [OPSC's website](#).

August 25, 2021

# AGENDA

---

<u>SUBJECT</u>	<u>PRESENTER</u>	<u>PAGE</u>
Call Meeting to Order	Chair	
Roll Call	Secretary	
Table of Contents		i - ii
Alphabetical Listing		iii - vii
Minutes of June 23, 2021		1 - 8
Executive Officer Statement		9 - 11
 <b><u>CONSENT AGENDA</u></b>		
 <b><u>SCHOOL FACILITY PROGRAM</u></b>		
Resolution		12
Eligibility Approvals		13 - 33
Unfunded Approvals		34 - 117
Amended Approvals		118
Closeouts		119 - 137
Rescission/Partial Rescission		138 - 140
Facility Hardship/Rehabilitation Program		141 - 157

NEXT MONTHLY STATE ALLOCATION BOARD MEETING – SEPTEMBER 22, 2021

August 25, 2021

# AGENDA

<u>SUBJECT</u>	<u>PAGE</u>
<b><u>FINANCIAL REPORTS</u></b>	158 - 179
<b><u>APPEAL ITEMS</u></b>	
PARADISE UNIFIED/BUTTE — 50/61531-00-000 AND 57/61531-00-000	180 - 237
To present the District's request for the following:	
• Update the District's New Construction eligibility based on 2018/2019 enrollment, with a provision to lock in the eligibility for three years; and	WITHDRAWN
• Process the District's Modernization eligibility establishments and adjustments using 2018/2019 enrollment; and	
• Process expedited apportionments for funding applications that have been placed on the Applications Received Beyond Bond Authority (ARBBA) List and future projects; and	
• Permit the District to use any modernization eligibility available at school sites other than those generating the eligibility.	
<b><u>ACTION ITEMS</u></b>	
COVID-19 POTENTIAL IMPACTS ON NEW CONSTRUCTION ELIGIBILITY	238 - 267
To present the State Allocation Board (Board) with updates and recommendations as a result of potential impacts of COVID-19 on enrollment and new construction eligibility updates for the 2020/2021 enrollment year.	
<b><u>REPORTS, DISCUSSIONS, AND INFORMATION ITEMS</u></b>	
State Allocation Board Three-Month Projected Workload	268 - 270
Dates for 2021 State Allocation Board Meetings	271
School Facility Program Unfunded List (Regulation Section 1859.95)	272 - 278
School Facility Program Workload List	279 - 294
Emergency Time Extension Request Log	295 - 308
School Facility Program Acknowledged List (Regulation Section 1859.95.1)	309 - 328
Facility Hardship/Rehabilitation Approvals Without Funding	329 - 330
Financial Hardship Regulation Section 1859.81	331 - 334



August 25, 2021

# AGENDA

School District	County	Category	Page No.
ATASCADERO UNIFIED	SAN LUIS OBISPO	SFP - Mod.	Consent 34*
BAKERSFIELD CITY ELEMENTARY	KERN	SFP - New Constr.	Consent 34*
BAKERSFIELD CITY ELEMENTARY	KERN	SFP - New Constr.	Consent 34*
BAKERSFIELD CITY ELEMENTARY	KERN	SFP - New Constr.	Consent 34*
BAKERSFIELD CITY ELEMENTARY	KERN	SFP - New Constr.	Consent 15
BEAUMONT UNIFIED	RIVERSIDE	SFP - New Constr.	Consent 125
BREA-OLINDA UNIFIED	ORANGE	SFP - New Constr.	Consent 34*
BREA-OLINDA UNIFIED	ORANGE	SFP - New Constr.	Consent 15
BURTON	TULARE	SFP - New Constr.	Consent 133
CAMBRIAN	SANTA CLARA	SFP - Mod.	Consent 34*
CAMBRIAN	SANTA CLARA	SFP - Mod.	Consent 34*
CAMBRIAN	SANTA CLARA	SFP - Mod.	Consent 34*
CAMBRIAN	SANTA CLARA	SFP - Mod.	Consent 34*
CAMBRIAN	SANTA CLARA	SFP - Mod.	Consent 34*
CAMBRIAN	SANTA CLARA	SFP - Mod.	Consent 13/15
CAMBRIAN	SANTA CLARA	SFP - New Constr.	Consent 15
CARUTHERS UNIFIED	FRESNO	SFP - New Constr.	Consent 15
CARUTHERS UNIFIED	FRESNO	SFP - New Constr.	Consent 34*
CENTRALIA ELEMENTARY	ORANGE	SFP - Mod.	Consent 15
CENTRALIA ELEMENTARY	ORANGE	SFP - Mod.	Consent 34*
CENTRALIA ELEMENTARY	ORANGE	SFP - Mod.	Consent 34*
CERES UNIFIED	STANISLAUS	SFP - New Constr.	Consent 129
CERES UNIFIED	STANISLAUS	SFP - New Constr.	Consent 131
CLAY JOINT ELEMENTARY	FRESNO	SFP - Mod.	Consent 138
CLAY JOINT ELEMENTARY	FRESNO	SFP - Mod.	Consent 34*
CLOVIS UNIFIED	FRESNO	SFP - Mod.	Consent 34*
CLOVIS UNIFIED	FRESNO	SFP - Mod.	Consent 34*
COLTON JOINT UNIFIED	SAN BERNARDINO	SFP - Mod.	Consent 34*
COLTON JOINT UNIFIED	SAN BERNARDINO	SFP - Mod.	Consent 13
CORONA-NORCO UNIFIED	RIVERSIDE	SFP - New Constr.	Consent 34*
DEL NORTE COUNTY UNIFIED	DEL NORTE	SFP - Mod.	Consent 15
DEL NORTE COUNTY UNIFIED	DEL NORTE	SFP - Mod.	Consent 155
DUBLIN UNIFIED	ALAMEDA	SFP - Mod.	Consent 15
DUBLIN UNIFIED	ALAMEDA	SFP - New Constr.	Consent 15
DUBLIN UNIFIED	ALAMEDA	SFP - Mod.	Consent 34*
DUBLIN UNIFIED	ALAMEDA	SFP - Mod.	Consent 34*

August 25, 2021

# AGENDA

School District	County	Category	Page No.
DUBLIN UNIFIED	ALAMEDA	SFP - Mod.	Consent 34*
DUBLIN UNIFIED	ALAMEDA	SFP - Mod.	Consent 34*
ELK GROVE UNIFIED	SACRAMENTO	SFP - Mod.	Consent 34*
ELK GROVE UNIFIED	SACRAMENTO	SFP - Mod.	Consent 34*
ELK GROVE UNIFIED	SACRAMENTO	SFP - Mod.	Consent 34*
ELK GROVE UNIFIED	SACRAMENTO	SFP - Mod.	Consent 34*
ELK GROVE UNIFIED	SACRAMENTO	SFP - Mod.	Consent 34*
ELK GROVE UNIFIED	SACRAMENTO	SFP - Mod.	Consent 34*
ELK GROVE UNIFIED	SACRAMENTO	SFP - Mod.	Consent 118*
FIREBAUGH-LAS DELTAS UNIFIED	FRESNO	SFP - Career Tech	Consent 139
FIREBAUGH-LAS DELTAS UNIFIED	FRESNO	SFP - Mod.	Consent 15
GALT JOINT UNION HIGH	SACRAMENTO	SFP - Mod.	Consent 15
GALT JOINT UNION HIGH	SACRAMENTO	SFP - Mod.	Consent 34*
GOLDEN PLAINS UNIFIED	FRESNO	SFP - Mod.	Consent 34*
GOLDEN PLAINS UNIFIED	FRESNO	SFP - Mod.	Consent 15
GROSSMONT UNION HIGH	SAN DIEGO	SFP - Mod.	Consent 15
GROSSMONT UNION HIGH	SAN DIEGO	SFP - Mod.	Consent 34*
GROSSMONT UNION HIGH	SAN DIEGO	SFP - Mod.	Consent 34*
GROSSMONT UNION HIGH	SAN DIEGO	SFP - Mod.	Consent 34*
GUADALUPE UNION ELEMENTARY	SANTA BARBARA	SFP - New Constr.	Consent 34*
GUADALUPE UNION ELEMENTARY	SANTA BARBARA	SFP - New Constr.	Consent 15
HOLLISTER ELEMENTARY	SAN BENITO	SFP - Mod.	Consent 13
HOLLISTER ELEMENTARY	SAN BENITO	SFP - Mod.	Consent 34*
HOLLISTER ELEMENTARY	SAN BENITO	SFP - Mod.	Consent 34*
HOLLISTER ELEMENTARY	SAN BENITO	SFP - Mod.	Consent 34*
HOLLISTER ELEMENTARY	SAN BENITO	SFP - Mod.	Consent 15
HYDESVILLE ELEMENTARY	HUMBOLDT	SFP - Mod.	Consent 15
HYDESVILLE ELEMENTARY	HUMBOLDT	SFP - Mod.	Consent 34*
INGLEWOOD UNIFIED	LOS ANGELES	SFP - New Constr.	Consent 135
INGLEWOOD UNIFIED	LOS ANGELES	SFP - ORG	Consent 136
IRVINE UNIFIED	ORANGE	SFP - New Constr.	Consent 34*
JURUPA UNIFIED	RIVERSIDE	SFP - Mod.	Consent 34*
JURUPA UNIFIED	RIVERSIDE	SFP - Mod.	Consent 13/15
KERN HIGH	KERN	SFP - New Constr.	Consent 34*
KERN HIGH	KERN	SFP - New Constr.	Consent 15
KONOCTI UNIFIED	LAKE	SFP - New Constr.	Consent 34*
KONOCTI UNIFIED	LAKE	SFP - Mod.	Consent 34*

August 25, 2021

# AGENDA

School District	County	Category	Page No.
LEMON GROVE	SAN DIEGO	SFP - Mod.	Consent 15
LEMOORE UNION HIGH	KINGS	SFP - New Constr.	Consent 34*
LEMOORE UNION HIGH	KINGS	SFP - New Constr.	Consent 15
LIVINGSTON UNION	MERCED	SFP - New Constr.	Consent 34*
LOS ANGELES UNIFIED	LOS ANGELES	SFP - Mod.	Consent 34*
LOS ANGELES UNIFIED	LOS ANGELES	SFP - Mod.	Consent 34*
LOS ANGELES UNIFIED	LOS ANGELES	SFP - Mod.	Consent 34*
LOS ANGELES UNIFIED	LOS ANGELES	SFP - Mod.	Consent 34*
LOS ANGELES UNIFIED	LOS ANGELES	SFP - Mod.	Consent 34*
LOS ANGELES UNIFIED	LOS ANGELES	SFP - Mod.	Consent 34*
LOS ANGELES UNIFIED	LOS ANGELES	SFP - Mod.	Consent 34*
LOS ANGELES UNIFIED	LOS ANGELES	SFP - Mod.	Consent 34*
LOS ANGELES UNIFIED	LOS ANGELES	SFP - Mod.	Consent 15
LOS ANGELES UNIFIED	LOS ANGELES	SFP - Mod.	Consent 34*
MERCED COUNTY OFFICE OF ED.	MERCED	SFP - New Constr.	Consent 119
MERCED COUNTY OFFICE OF ED.	MERCED	SFP - New Constr.	Consent 120
MERCED COUNTY OFFICE OF ED.	MERCED	SFP - New Constr.	Consent 121
MORGAN HILL UNIFIED	SANTA CLARA	SFP - Mod.	Consent 34*
MORGAN HILL UNIFIED	SANTA CLARA	SFP - Mod.	Consent 34*
MORGAN HILL UNIFIED	SANTA CLARA	SFP - New Constr.	Consent 13
MORGAN HILL UNIFIED	SANTA CLARA	SFP - Mod.	Consent 15
NAPA VALLEY UNIFIED	NAPA	SFP - New Constr.	Consent 141*
NAPA VALLEY UNIFIED	NAPA	SFP - Mod.	Consent 147*
OAKLAND UNIFIED	ALAMEDA	SFP - New Constr.	Consent 124
OAKLEY UNION ELEMENTARY	CONTRA COSTA	SFP - New Constr.	Consent 34*
OAKLEY UNION ELEMENTARY	CONTRA COSTA	SFP - New Constr.	Consent 15
OXNARD ELEMENTARY	VENTURA	SFP - Mod.	Consent 34*
PERRIS ELEMENTARY	RIVERSIDE	SFP - New Constr.	Consent 15
REDLANDS UNIFIED	SAN BERNARDINO	SFP - New Constr.	Consent 15
RIVERDALE JOINT UNIFIED	FRESNO	SFP - Mod.	Consent 15
ROSELAND ELEMENTARY	SONOMA	SFP - New Constr.	Consent 127
ROUND VALLEY UNIFIED	MENDOCINO	SFP - Mod.	Consent 34*
SAN BERNARDINO CITY UNIFIED	SAN BERNARDINO	SFP - Mod.	Consent 15
SAN BERNARDINO CITY UNIFIED	SAN BERNARDINO	SFP - Mod.	Consent 34*
SAN DIEGUITO UNION HIGH	SAN DIEGO	SFP - Mod.	Consent 34*
SAN JUAN UNIFIED	SACRAMENTO	SFP - Mod.	Consent 34*
SAN JUAN UNIFIED	SACRAMENTO	SFP - Mod.	Consent 13

\* Unfunded Approval

August 25, 2021

# AGENDA

School District	County	Category	Page No.
SAN MARCOS UNIFIED	SAN DIEGO	SFP - Mod.	Consent 13
SAN RAMON VALLEY UNIFIED	CONTRA COSTA	SFP - Mod.	Consent 34*
SAN RAMON VALLEY UNIFIED	CONTRA COSTA	SFP - Mod.	Consent 15
SANGER UNIFIED	FRESNO	SFP - New Constr.	Consent 34*
SANTA ANA UNIFIED	ORANGE	SFP - Mod.	Consent 34*
SANTA ANA UNIFIED	ORANGE	SFP - Mod.	Consent 13
SANTA ANA UNIFIED	ORANGE	SFP - New Constr.	Consent 15
SOLANA BEACH ELEMENTARY	SAN DIEGO	SFP - Mod.	Consent 34*
SOLANA BEACH ELEMENTARY	SAN DIEGO	SFP - Mod.	Consent 15
SOUTHERN KERN UNIFIED	KERN	SFP - New Constr.	Consent 15
STANISLAUS COUNTY OFFICE OF ED.	STANISLAUS	SFP - New Constr.	Consent 122
SWEETWATER UNION HIGH	SAN DIEGO	SFP - Mod.	Consent 34*
SWEETWATER UNION HIGH	SAN DIEGO	SFP - Mod.	Consent 15
TIPTON ELEMENTARY	TULARE	SFP - New Constr.	Consent 15
TRACY JOINT UNIFIED	SAN JOAQUIN	SFP - Mod.	Consent 15
TULARE JOINT UNION HIGH	TULARE	SFP - New Constr.	Consent 15
TULARE JOINT UNION HIGH	TULARE	SFP - New Constr.	Consent 34*
TUSTIN UNIFIED	ORANGE	SFP - Mod.	Consent 15
TUSTIN UNIFIED	ORANGE	SFP - New Constr.	Consent 15
TUSTIN UNIFIED	ORANGE	SFP - Mod.	Consent 34*
TWIN RIVERS UNIFIED	SACRAMENTO	SFP - Mod.	Consent 34*
TWIN RIVERS UNIFIED	SACRAMENTO	SFP - Mod.	Consent 34*
TWIN RIVERS UNIFIED	SACRAMENTO	SFP - Mod.	Consent 34*
TWIN RIVERS UNIFIED	SACRAMENTO	SFP - Mod.	Consent 15
VISALIA UNIFIED	TULARE	SFP - New Constr.	Consent 15
VISALIA UNIFIED	TULARE	SFP - New Constr.	Consent 34*
VISTA DEL MAR UNION ELEMENTARY	SANTA BARBARA	SFP - Mod.	Consent 151*
WALNUT VALLEY UNIFIED	LOS ANGELES	SFP - New Constr.	Consent 34*
WALNUT VALLEY UNIFIED	LOS ANGELES	SFP - New Constr.	Consent 15
WASCO UNION ELEMENTARY	KERN	SFP - New Constr.	Consent 34*
WASCO UNION ELEMENTARY	KERN	SFP - Mod.	Consent 34*
WASCO UNION ELEMENTARY	KERN	SFP - Mod.	Consent 15
WEST COVINA UNIFIED	LOS ANGELES	SFP - Mod.	Consent 15
WEST COVINA UNIFIED	LOS ANGELES	SFP - Mod.	Consent 34*
WESTERN PLACER UNIFIED	PLACER	SFP - New Constr.	Consent 34*
WESTERN PLACER UNIFIED	PLACER	SFP - Mod.	Consent 34*
WESTERN PLACER UNIFIED	PLACER	SFP - Mod.	Consent 15

August 25, 2021

# AGENDA

<b>School District</b>	<b>County</b>	<b>Category</b>	<b>Page No.</b>
WESTERN PLACER UNIFIED	PLACER	SFP - New Constr.	Consent 15
WRIGHT ELEMENTARY	SONOMA	SFP - Mod.	Consent 15
WRIGHT ELEMENTARY	SONOMA	SFP - Mod.	Consent 34*

# OPSC PROGRAM CODES

## SCHOOL FACILITY PROGRAM (SFP)

- 50 – NEW CONSTRUCTION
- 51 – FACILITY HARDSHIP NEW CONSTRUCTION
- 52 – SFP JOINT-USE
- 53 – CRITICALLY OVERCROWDED SCHOOLS
- 54 – CHARTER SCHOOL FACILITIES PROGRAM
- 55 – CAREER TECH NEW CONSTRUCTION
- 56 – OVERCROWDING RELIEF GRANT PROGRAM
- 57 – MODERNIZATION
- 58 – FACILITY HARDSHIP MODERNIZATION
- 59 – CAREER TECH MODERNIZATION

## OTHER PROGRAMS

- 25 – STATE RELOCATABLE CLASSROOM PROGRAM
- 34 – AIR CONDITIONING AND/OR INSULATION PROGRAM
- 40 – DEFERRED MAINTENANCE PROGRAM
- 61 – EMERGENCY REPAIR PROGRAM
- 70 – FULL-DAY KINDERGARTEN FACILITIES GRANT PROGRAM NEW  
CONSTRUCTION
- 71 – FULL-DAY KINDERGARTEN FACILITIES GRANT PROGRAM RETROFIT

# MINUTES

## State Allocation Board

### June 23, 2021

Upon notice duly given, the meeting of the State Allocation Board (SAB) was held at the Department of General Services, Ziggurat Building, located at 707 3<sup>rd</sup> Street, 6<sup>th</sup> Floor, Room 6-300, in West Sacramento, California on June 23, 2021 at 4:00 p.m.

Ms. Gayle Miller, the SAB Chair, announced that pursuant to Governor Newsom's Executive Order N-25-20, issued March 12, 2020, this meeting would be conducted by way of teleconference/Zoom meeting. The meeting was physically webcast from Room 6-300 in the Ziggurat Building in West Sacramento for anyone that would have liked to provide public comment in person.

Members of the SAB were present in order to establish a quorum for the meeting as follows:

- Gayle Miller, Chief Deputy Director, Policy, Department of Finance, designated representative for Keely Bosler, Director, Department of Finance
- Ana Lasso, Director, Department of General Services
- Juan Mireles, Director, School Facilities and Transportation Services Division, California Department of Education, designated representative for Tony Thurmond, Superintendent of Public Instruction
- Jeremy Smith, Governor's appointee
- Senator Scott Wilk
- Senator Connie Leyva
- Assembly Member Patrick O'Donnell
- Assembly Member Autumn Burke

Members of the SAB absent were as follows:

- Senator Richard Roth
- Assembly Member Jordan Cunningham

Representative of the SAB was as follows:

- Lisa Silverman, Executive Officer

Representatives of the Department of General Services, Office of Public School Construction (OPSC), were as follows:

- Lisa Silverman, Executive Officer
- Barbara Kampmeiner, Deputy Executive Officer

Representative of the Department of General Services, Office of Legal Services, was as follows:

- Tom Patton, SAB/OPSC Counsel

With a quorum present, Ms. Miller, Chair, called the meeting to order at 4:02 p.m.

## **PRIOR MINUTES**

A motion was made, and seconded, to approve the May 26, 2021 meeting Minutes. The Chair called for a roll-call vote and the motion carried per the following votes:

<b>MEMBER</b>	<b>AYE</b>	<b>NAY</b>	<b>ABSTAIN</b>	<b>ABSENT</b>
<b>Senator Wilk</b>	X			
<b>Senator Leyva</b>	X			
<b>Senator Roth</b>				X
<b>Assembly Member O'Donnell</b>	X			
<b>Assembly Member Cunningham</b>				X
<b>Assembly Member Burke</b>	X			
<b>Juan Mireles</b>	X			
<b>Jeremy Smith</b>	X			
<b>Ana Lasso</b>	X			
<b>Gayle Miller</b>	X			
<b>Total</b>	8			2

**Motion:**

Carried  X

Failed      

## **EXECUTIVE OFFICER'S STATEMENT**

The Executive Officer informed the SAB of the following:

### **May 2021 Priority Funding Apportionments**

The SAB approved funding apportionments at its April 28, 2021 meeting in the amount of \$519.4 million for 229 projects from 114 school districts. This was a result of the cash proceeds from the General Obligation Bond sale that took place in March 2021. School districts that received a Priority Funding Apportionment are required to submit a valid *Fund Release Authorization*, (Form SAB 50-05) to OPSC by the end of day, Tuesday, July 27, 2021. OPSC encourages school districts to submit the documentation electronically through the OPSC Online system or via email to OPSC's [ApplicationReviewTeam@dgs.ca.gov](mailto:ApplicationReviewTeam@dgs.ca.gov). OPSC will continue to accept hard copies through the U.S. Mail. As of June 11, 2021, OPSC received 84 Forms SAB 50-05 representing a total of \$236.7 million and, out of the 84 projects, funds have been released for 76 of the projects in the amount of \$203.7 million. School districts are reminded that the non-participation regulations remain in effect.

### **21<sup>st</sup> Priority Funding Filing Round Apportionments**

The 21<sup>st</sup> Priority Funding filing period closed at the end of day on June 10, 2021. Valid requests are eligible to receive apportionments from July 1, 2021 through December 31, 2021. OPSC received requests in the amount of \$768 million for all 246 unique projects.

### **New Virtual Training Announcement**

OPSC has held 11 free virtual training workshops since the start of the series in January 2021. These virtual training workshops provide background and training on applying to the different programs offered by OPSC as well as navigating the new online system, OPSC Online. To date, 753 external participants have attended these workshops and the feedback received has been overwhelmingly positive.



**EXECUTIVE OFFICER’S STATEMENT** (cont.)

**New Virtual Training Announcement** (cont.)

OPSC has scheduled to new virtual training workshops:

- The first workshop covers the Financial Hardship Program and is scheduled for Tuesday, August 3, 2021 from 10:00am to 11:30am. Among some of the information to be introduced is the Financial Hardship process and how school districts may qualify for financial hardship assistance to pair with their SFP-funded projects to name a few.
- The second workshop covers the Site Development Worksheet and the new *Facility Hardship Cost Estimate* (Form SAB 58-01). This workshop is scheduled for Thursday, September 9, 2021 from 10:00am to 11:30am and will introduce the Plan Verification Team and their role in processing applications, as well as an overview of the review process and funding analysis associated with the worksheet and new cost estimate form.

OPSC sent out an email blast for the August 3, 2021 workshop and posted information to OPSC’s Virtual Training Series webpage under Resources at: <https://tinyurl.com/y64lqpk5>. We encourage interested parties to sign up on the email list link available on the webpage in order to receive training information notifications. All online trainings will be archived to OPSC’s YouTube channel for future access.

**Next SAB Meeting**

The SAB and stakeholders were reminded that there is no July SAB meeting and the next SAB meeting scheduled would be Wednesday, August 25, 2021 at 4:00 p.m. via Zoom.

The Chair also congratulated Ms. Silverman on her re-appointment as the Executive Officer of the State Allocation Board and the Office of Public School Construction.

**CONSENT ITEMS**

A motion was made, and seconded, to approve the Consent calendar as presented. The Chair called for a roll-call vote and the motion carried per the following votes:

<b>MEMBER</b>	<b>AYE</b>	<b>NAY</b>	<b>ABSTAIN</b>	<b>ABSENT</b>
<b>Senator Wilk</b>	X			
<b>Senator Leyva</b>	X			
<b>Senator Roth</b>				X
<b>Assembly Member O’Donnell</b>	X			
<b>Assembly Member Cunningham</b>				X
<b>Assembly Member Burke</b>	X			
<b>Juan Mireles</b>	X			
<b>Jeremy Smith</b>	X			
<b>Ana Lasso</b>	X			
<b>Gayle Miller</b>	X			
<b>Total</b>	8			2

**Motion:**

Carried  X   
 Failed

**FINANCIAL REPORTS**

The SAB accepted the Financial Reports as presented.

**APPEAL ITEMS**

***Tipton Elementary/Tulare 50/72215-00-002***

There was no motion made by the SAB to approve the District’s appeal. Therefore, pursuant to the Rules and Procedures of the State Allocation Board, “. . . Absent a positive vote by six members of the Board, Staff’s administrative action will stand, and the school district’s appeal will be considered closed.”

**ACTION ITEMS**

***Proposed Amendments to the Charter School Facilities Program***

A motion was made, and seconded, to approve the staff’s recommendations, which would 1) adopt the regulatory amendments as shown on Attachment B; and 2) authorize the Executive Officer to file the proposed regulations with the Office of Administrative Law and make the regulations permanent. The Chair called for a roll-call vote and the motion carried per the following votes:

<b>MEMBER</b>	<b>AYE</b>	<b>NAY</b>	<b>ABSTAIN</b>	<b>ABSENT</b>
<b>Senator Wilk</b>	X			
<b>Senator Leyva</b>	X			
<b>Senator Roth</b>				X
<b>Assembly Member O’Donnell</b>	X			
<b>Assembly Member Cunningham</b>				X
<b>Assembly Member Burke</b>	X			
<b>Juan Mireles</b>	X			
<b>Jeremy Smith</b>	X			
<b>Ana Lasso</b>	X			
<b>Gayle Miller</b>	X			
<b>Total</b>	8			2

**Motion:**

Carried  X   
 Failed    

**REPORTS, DISCUSSION, AND INFORMATION ITEMS**

The SAB acknowledged the following reports:

- ***State Allocation Board Three-Month Projected Workload***
- ***State Allocation Board Meeting Dates for the 2021 Calendar Year***
- ***School Facility Program Unfunded List as of May 26, 2021***
- ***School Facility Program Workload List of Applications Received Through May 31, 2021***

**REPORTS, DISCUSSION, AND INFORMATION ITEMS** (cont.)

- ***Emergency Time Extension Request Log as of June 1, 2021***
- ***Full-Day Kindergarten Facilities Grant Program Workload List as of May 31, 2021***
- ***School Facility Program Applications Received Beyond Bond Authority List as of May 31, 2021***
- ***Facility Hardship/Rehabilitation Approvals Without Funding as of May 26, 2021***

**CLOSED SESSION**

At 4:55 p.m. and in accordance with Government Code Section 11126(e)(1), the Board convened into closed session for the purpose of conferring with and receiving advice from counsel regarding pending litigation.

Upon conclusion of the closed session, the Board reconvened into open session at 5:08 p.m. and the Chair stated there was nothing to report.

**ADJOURNMENT**

There being no further business to come before the SAB, the Chair adjourned the meeting at 5:10 p.m.

A handwritten signature in black ink, appearing to read "Jack Silverman". The signature is written in a cursive, flowing style.

# ATTACHMENT A

Approved Consent Items on 06/23/2021

<b>Program</b>	<b>Application No.</b>	<b>School District</b>	<b>County Name</b>
SFP - Mod.	57/67611-00-002	BARSTOW UNIFIED	SAN BERNARDINO
SFP - Mod.	57/67611-00-000	BARSTOW UNIFIED	SAN BERNARDINO
SFP – Mod.	57/64352-00-007	CENTNELA VALLEY UNION HIGH	LOS ANGELES
SFP – Mod.	57/64352-00-000	CENTINELA VALLEY UNION HIGH	LOS ANGELES
SFP – Mod.	57/62125-00-009	COALINGA/HURON JOINT UNIFIED	FRESNO
SFP – Mod.	57/62125-00-010	COALINGA/HURON JOINT UNIFIED	FRESNO
SFP – Mod.	57/62125-00-000	COALINGA/HURON JOINT UNIFIED	FRESNO
SFP – Mod.	58/71373-00-001	EAST NICOLAUS JOINT UNION HIGH	SUTTER
SFP – Mod.	57/70714-00-003	GRAVENSTEIN UNION ELEMENTARY	SONOMA
SFP – Mod.	57/68130-00-000	GROSSMONT UNION HIGH	SAN DIEGO
SFP – Mod.	57/67470-00-000	HOLLISTER ELEMENTARY	SAN BENITO
SFP – Mod.	57/73650-00-000	IRVINE UNIFIED	ORANGE
SFP – Mod.	57/73650-00-031	IRVINE UNIFIED	ORANGE
SFP – Mod.	57/64014-00-002	KELSEYVILLE UNIFIED	LAKE
SFP – Mod.	57/64022-00-000	KONOCTI UNIFIED	LAKE
SFP – New Constr.	50/64022-00-000	KONOCTI UNIFIED	LAKE
SFP – Mod.	57/64683-00-000	LAS VIRGENES UNIFIED	LOS ANGELES
SFP – Mod.	57/64683-00-010	LAS VIRGENES UNIFIED	LOS ANGELES
SFP - Mod.	57/64733-00-000	LOS ANGELES UNIFIED	LOS ANGELES
SFP - Mod.	57/64733-05-000	LOS ANGELES UNIFIED	LOS ANGELES
SFP - Mod.	57/64733-54-000	LOS ANGELES UNIFIED	LOS ANGELES
SFP - Mod.	57/64733-00-656	LOS ANGELES UNIFIED	LOS ANGELES
SFP - Mod.	57/64733-37-007	LOS ANGELES UNIFIED	LOS ANGELES
SFP - New Constr.	50/64733-00-064	LOS ANGELES UNIFIED	LOS ANGELES
SFP – New Const..	50/64733-00-143	LOS ANGELES UNIFIED	LOS ANGELES

# ATTACHMENT A

Approved Consent Items on 06/23/2021

<b>Program</b>	<b>Application No.</b>	<b>School District</b>	<b>County Name</b>
SFP - Mod.	57/64733-00-681	LOS ANGELES UNIFIED	LOS ANGELES
SFP - Mod.	57/64733-00-682	LOS ANGELES UNIFIED	LOS ANGELES
SFP - Mod.	57/64733-00-683	LOS ANGELES UNIFIED	LOS ANGELES
SFP - Mod.	57/64733-00-684	LOS ANGELES UNIFIED	LOS ANGELES
SFP - Mod.	57/64733-00-685	LOS ANGELES UNIFIED	LOS ANGELES
SFP - COS	53/64733-00-085	LOS ANGELES UNIFIED	LOS ANGELES
SFP - COS	53/64733-00-702	LOS ANGELES UNIFIED	LOS ANGELES
SFP - Mod.	57/64733-00-686	LOS ANGELES UNIFIED	LOS ANGELES
SFP - Mod.	57/64733-00-688	LOS ANGELES UNIFIED	LOS ANGELES
SFP - Mod.	57/64733-00-689	LOS ANGELES UNIFIED	LOS ANGELES
SFP - Mod.	57/64733-00-690	LOS ANGELES UNIFIED	LOS ANGELES
SFP - Mod.	57/64733-05-018	LOS ANGELES UNIFIED	LOS ANGELES
SFP - Charter	54/64733-00-058	LOS ANGELES UNIFIED	LOS ANGELES
Continued Use	91/65755-00-000	LOS BANOS UNIFIED	MERCED
Full-Day Kinder	70/69542-00-002	LUTHER BURBANK	SANTA CLARA
SFP - Mod.	57/64840-00-030	NORWALK-LA MIRADA UNIFIED	LOS ANGELES
SFP - Mod.	57/72538-00-000	OXNARD ELEMENTARY	VENTURA
SFP - Mod.	57/68346-00-000	SAN DIEGUITO UNION HIGH	SAN DIEGO
SFP - New Constr.	51/63214-00-001	SAN PASQUAL VALLEY UNIFIED	IMPERIAL
SFP - Career Tech.	55/69310-00-007	SANTA MARIA JOINT UNION HIGH	SANTA BARBARA
SFP - Mod.	57/69849-00-006	SOQUEL UNION ELEMENTARY	SANTA CRUZ
SFP - Mod.	57/69849-00-007	SOQUEL UNION ELEMENTARY	SANTA CRUZ
SFP - Mod.	57/69849-00-008	SOQUEL UNION ELEMENTARY	SANTA CRUZ
SFP - Mod.	57/69849-00-000	SOQUEL UNION ELEMENTARY	SANTA CRUZ
SFP - Mod.	57/69070-00-000	SOUTH SAN FRANCISCO UNIFIED	SAN MATEO

# ATTACHMENT A

Approved Consent Items on 06/23/2021

<b>Program</b>	<b>Application No.</b>	<b>School District</b>	<b>County Name</b>
SFP - Mod.	57/69070-00-018	SOUTH SAN FRANCISCO UNIFIED	SAN MATEO
SFP - Mod.	57/69070-00-019	SOUTH SAN FRANCISCO UNIFIED	SAN MATEO
SFP - Mod.	57/76505-00-061	TWIN RIVERS UNIFIED	SACRAMENTO
SFP - Mod.	57/76505-00-062	TWIN RIVERS UNIFIED	SACRAMENTO
SFP - Mod.	57/76505-00-063	TWIN RIVERS UNIFIED	SACRAMENTO
SFP - Mod.	57/76505-00-000	TWIN RIVERS UNIFIED	SACRAMENTO
SFP - Mod.	57/72256-00-023	VISALIA UNIFIED	TULARE
SFP - Mod.	57/72256-00-024	VISALIA UNIFIED	TULARE
SFP - Mod.	57/72256-00-025	VISALIA UNIFIED	TULARE
SFP - Mod.	57/72256-00-026	VISALIA UNIFIED	TULARE
SFP - Mod.	57/62661-00-005	WILLOWS UNIFIED	GLENN

EXECUTIVE OFFICER STATEMENT  
State Allocation Board Meeting, August 25, 2021

**2021/2022 STATE BUDGET UPDATES**

*California Preschool, Transitional Kindergarten and Full-Day Kindergarten Facilities Grant Program*

Assembly Bill 130 was signed by the Governor on July 9, 2021. Among other changes, this bill expands the Full-Day Kindergarten Facilities Grant Program to the California Preschool, Transitional Kindergarten and Full-Day Kindergarten Facilities Grant Program. This bill provided an additional \$490 million to the Program for school districts to construct new school facilities or retrofit existing school facilities for the purposes of providing preschool classrooms for California state preschool programs, transitional kindergarten classrooms, and full-day kindergarten classrooms.

The Office of Public School Construction (OPSC) Staff intends to hold several public meetings to invite stakeholder participation in the development of updated regulations for the expanded program. Staff has tentatively scheduled the first stakeholder meeting for September 8, 2021.

*Additional Funding for the School Facility Program (SFP)*

Additionally, Assembly Bill 130 appropriated an additional \$250 million from the General Fund to the State Allocation Board to provide funding for SFP new construction and modernization projects. Staff is currently working on guidelines for allocating these moneys. Staff is planning to present proposed guidelines at the September State Allocation Board (Board) meeting.

*Facility Inspection Tool*

Senate Bill 129 was signed by the Governor on July 12, 2021. Among other changes, this bill provides \$250,000 for OPSC to update the Facility Inspection Tool for use beginning July 1, 2022. The Facility Inspection Tool is used to determine if a school facility is in “good repair” as defined in statute. OPSC will hold several stakeholder meetings to receive feedback and consultation on the development of the updated Tool. Staff has tentatively scheduled the first stakeholder meeting for September 30, 2021.

**APRIL 2021 PRIORITY FUNDING APPORTIONMENTS**

As a result of cash proceeds that became available from the General Obligation Bond Sale that took place in March 2021, the Board approved funding apportionments for \$519.4 million for 229 projects from 114 school districts that participated in the twentieth priority funding filing round at the April 28, 2021 meeting.

Districts that receive a Priority Funding Apportionment were required to submit a valid *Fund Release Authorization* (Form SAB 50-05) by the end of **Tuesday, July 27, 2021** to the OPSC. The Form SAB 50-05 and supporting documentation may be emailed to [OPSCApplicationReviewTeam@dgs.ca.gov](mailto:OPSCApplicationReviewTeam@dgs.ca.gov).

As of July 30, 2021, OPSC received 111 of the required 226 Forms SAB 50-05 representing a total of \$347.6 million. Out of the 111 projects, we’ve released funds for 111 of them in the amount of \$347.6 million. In addition, OPSC released funds for 3 projects in the amount of \$1.8 million that did not require a Form SAB 50-05.

If a required applicant did not submit a valid fund release request by July 27, 2021, the project was given a non-participation occurrence and received a new Unfunded Approval date of July 27, 2021. If a second non-participation occurrence is received, the project will be rescinded without further action by the Board.

### **21<sup>st</sup> PRIORITY FUNDING FILING ROUND APPORTIONMENTS**

The 21<sup>st</sup> Priority Funding Filing Round closed at the end of the day on June 10, 2021. Valid requests made during this window are eligible for apportionments from July 1, 2021 through December 31, 2021. OPSC received requests in the amount of \$766.1 million for 246 of the total 260 unique and eligible projects, which includes requests for 241 out of 244 eligible SFP projects and 5 out of 16 eligible Charter School Facilities Program projects.

### **SEPTEMBER 2021 GENERAL OBLIGATION BOND SALE**

The upcoming General Obligation Bond sale is scheduled for the week of September 12th and expect to close the week of September 20th. Staff will be moving forward the proceeds for the Board to take action on the apportionments to the October 2021 Board meeting.

### **NEW VIRTUAL TRAINING ANNOUNCEMENT**

Since the June 23, 2021 Board meeting, OPSC has held one more free virtual training workshop. The most recent workshop took place on August 3, 2021 and covered the Financial Hardship Program. The session introduced attendees to the Financial Hardship Program process, how districts may qualify for financial hardship assistance to pair with their SFP funded projects, how available funding is determined, options for savings or overspent amounts upon the project close out audit, and how to avoid potential problems in applying for Financial Hardship assistance.

OPSC has held 12 free virtual training workshops since the start of the series in January 2021. These virtual workshops provide background and training on applying to the different programs offered by OPSC as well as navigating our new online application, OPSC Online, and various processes related to SFP funding. Thus far, 825 external participants have attended these workshops and the feedback from school districts and stakeholders has been overwhelmingly positive.

In continuing this effort, OPSC has scheduled one new virtual training workshop:

The upcoming workshop covers the Site Development Worksheet and the new *Facility Hardship Cost Estimate* (Form SAB 58-01) and is scheduled for **September 9, 2021 from 10 a.m. –11:30 a.m.** The session will introduce attendees to the Plan Verification Team and their role in processing applications, discuss the purpose and use cases for both forms, provide an overview of the review process and funding analysis associated with each form, and offer tips for successfully completing each of the forms to get the best results when submitting these documents.



OPSC will send an email blast to those subscribed announcing the dates and times for these and any upcoming free training sessions soon. The information will also be posted to OPSC's Virtual Training Series webpage under Resources at <https://tinyurl.com/y64lgpks>. Interested parties who wish to receive training information notifications are encouraged to sign up on the email list link available on the webpage.

All online trainings are archived to [OPSC's YouTube channel](#) for future access.

### **NEXT MEETING**

The next meeting is scheduled for Wednesday, September 22, 2021 at 1:00 p.m. via Zoom.

State of California  
State Allocation Board  
School Facility Program

This Resolution of the State Allocation Board (hereafter referred to as the "Board") is applicable to the appropriate sections of the Education Code and is described and filed in the office of the Executive Officer and will be made available to all interested parties as the Resolution pertains to the documents attached hereto. Said documents were acted upon by the Board at its meeting on August 25, 2021.

WHEREAS, the Board has previously approved or determined to be approvable a number of projects for construction or modernization eligibility of facilities for school districts and is making apportionments and/or unfunded approvals for the grant amounts for projects that meet the Board's criteria for the apportionment of grants pursuant to Education Code Sections 17072.10, 17078.52, 17078.70, 17079 or 17074.10 or Board Regulations 1859.81.1 or 1859.83;

WHEREAS, Treasury Regulations Section 1.150-2 require the State (on whose behalf the Board is acting) to declare its reasonable intent to provide grant funding to school districts, in accordance with Board policy and law, for costs of the projects with proceeds of State bonds;

NOW THEREFORE, BE IT RESOLVED:

1. This Resolution is adopted by the Board for the purposes of establishing compliance with Treasury Regulations Section 1.150-2, and this Resolution does not bind the Board to make any additional apportionment, or bind the State to incur any indebtedness.
2. The Board anticipates that some or all of the school districts listed on the list of "Projects" referred to in this Resolution will pay certain capital expenditures in connection with some or all of the project costs prior to the issuance of bonds by the State to pay for the grants for the projects. The reimbursement of such costs is consistent with the State's budgetary and financial circumstances, and in accordance with Board policy, as no other funds or accounts of the State have been budgeted or are available to pay the costs of the projects on either a short-term or a long-term basis.
3. The Board, acting on behalf of the State, hereby declares that it is the State's official intent to use proceeds of general obligation bonds that may become available for such purpose, consistent with the requirements of law that are in effect at the time the funds are available, to provide grants in accordance with applicable laws and regulations.
4. This Resolution shall be continuously available for inspection by the general public during normal business hours at the offices of the Board at 707 3<sup>rd</sup> Street, West Sacramento, California, commencing within one week after the date of enactment of this Resolution.
5. Any eligibility determination does not constitute a commitment of future funding by the Board.

I, the undersigned, duly authorized as the Executive Officer of the State Allocation Board, do hereby certify the foregoing to be true and correct, and that this Resolution was adopted at a meeting of said Board on August 25, 2021 at West Sacramento, California.



Lisa Silverman  
Executive Officer  
State Allocation Board

## SCHOOL FACILITY PROGRAM

### PURPOSE OF REPORT

To present the Districts' requests for School Facility Program (SFP) eligibility approval.

### DESCRIPTION

The school districts shown in the following sections have complied with State Allocation Board (Board) regulations regarding new construction or modernization eligibility determinations for the projects listed.

### RECOMMENDATIONS

1. Approve the eligibility determinations for the districts/projects shown on the Attachment.
2. Provide that this approval of eligibility determination for the districts/projects listed does not constitute a commitment for future funding by the Board.
3. For purposes of any application for funding, provide that the district must comply with all requirements of law and regulations pertaining to the SFP.

## ELIGIBILITY APPROVALS MODERNIZATION

<u>District</u>	<u>School Name</u>	<u>County</u>	<u>Application Number</u> <u>57/</u>	<u>Justification Document</u> <u>Date</u>	<u>Site Baseline Eligibility</u> <u>K-6</u>	<u>Site Baseline Eligibility</u> <u>7-8</u>	<u>Site Baseline Eligibility</u> <u>9-12</u>	<u>Site Baseline Eligibility</u> <u>Non Severe</u>	<u>Site Baseline Eligibility</u> <u>Severe</u>
Cambrian	Steindorf Steam K-8 Magnet	Santa Clara	69385-00-000	5/21/2021	325	30	0	0	0
Colton Joint Unified	D'arcy (Michael) Elementary	San Bernardino	67686-00-000	6/9/2021	125	0	0	0	0
Hollister Elementary	Hollister Dual Language Academy	San Benito	67470-00-000	7/7/2021	300	0	0	0	0
Jurupa Unified	Glen Avon Elementary	Riverside	67090-00-000	5/12/2021	575	0	0	11	0
Morgan Hill Unified	Paradise Valley Engineering Academy	Santa Clara	69583-00-000	5/14/2021	625	0	0	22	0
San Juan Unified	Alt Learning Ctr (Aka Sereno, Entrada, Merkai)	Sacramento	67447-00-000	6/3/2021	0	0	339	0	0
San Marcos Unified	La Costa Meadows Elementary	San Diego	73791-00-000	6/10/2021	825	0	0	26	9
Santa Ana Unified	Garfield (Annex) Elementary	Orange	66670-00-000	8/15/2017	525	0	0	13	9

## SCHOOL FACILITY PROGRAM

### PURPOSE OF REPORT

To adjust the baseline eligibility for new construction and modernization projects under the Leroy F. Greene School Facilities Act of 1998.

### DESCRIPTION

The districts listed on Attachment A have received eligibility approval for new construction. There has been a change in their baseline in accordance with the California Code of Regulations relating to the Leroy F. Greene School Facilities Act of 1998, Section 1859.51.

The districts listed on Attachment B have received eligibility approval for modernization. There has been a change in their baseline in accordance with the California Code of Regulations relating to the Leroy F. Greene School Facilities Act of 1998, Section 1859.61.

### RECOMMENDATIONS

1. Approve an adjustment to the new construction eligibility baseline determination as shown on Attachment A.
2. Approve an adjustment to the modernization eligibility baseline determination as shown on Attachment B.
3. Provide that this approval of adjusted eligibility determination does not constitute a commitment for future funding by the State Allocation Board.

## **KEY TO ADJUSTMENTS**

### **NEW CONSTRUCTION ONLY**

- (a) Reduced by the number of pupils provided grants in a new construction School Facility Program (SFP) project and by the number of pupils that received a Preliminary Apportionment pursuant to Section 1859.140 or a Preliminary Charter School Apportionment pursuant to Regulation Section 1859.162.2.
- (b) Reduced by the number of pupils housed, based on the loading standards pursuant to Ed. Code Section 17071.25(a)(2)(A), in a new construction LPP project funded under the provisions of the LPP pursuant to Regulation Section 1859.12 or 1859.13.
- (c) Reduced by the number of pupils housed in additional classrooms constructed or purchased based on the loading standards, pursuant to Ed. Code Section 17071.25(a)(2)(A), in a modernization SFP project.
- (d) Adjusted as a result of audit findings made pursuant to Regulation Sections 1859.90 and 1859.105.
- (e) Increased/decreased by changes in projected enrollment in subsequent enrollment reporting years, except as provided in (j) below.
- (f) Adjusted as a result of errors or omissions by the district or by the Office of Public School Construction (OPSC).
- (g) Adjusted as result of amendments to the SFP Regulations that affect the eligibility.
- (h) Increased by the number of pupils eligible for grants pursuant to Regulation Section 1859.82(a).
- (i) Reduced by the number of pupils housed in classrooms provided after the baseline eligibility was determined by the State Allocation Board, with 12 exceptions at Regulation Section 1859.51(i).
- (j) For Small School Districts, following a 3-year period after the district's eligibility was approved by the Board, decreased by any reduction in projected enrollment, and by any increase in pupils in the latest CDE operational grant report per Ed. Code Sec. 42268.
- (k) Adjusted for any changes in classroom inventory as a result of a reorganization election.
- (l) For classroom loading standards adopted by the Board for non-severely and severely disabled individuals with exceptional needs.
- (m) As directed by the SAB due to finding a Material Inaccuracy pursuant to Section 1859.104.1.
- (n) Increased by the number of pupils that received a Preliminary Apportionment that was rescinded pursuant to Section 1859.148 or a Preliminary Charter School Apportionment that was rescinded pursuant to Section 1859.166.
- (o) Adjusted for operational grant changes as determined/provided by the California Department of Education.
- (p) For High School Attendance Area (HSAA) districts with Preliminary Apportionments within the 2002 or 2004 Critically Overcrowded School Facilities Account, adjusted in accordance with Regulation Section 1859.51(p)(1), (2), or (3).
- (q) Adjusted by the difference between the Alternative Enrollment Projection for the current enrollment reporting year and the projected enrollment determined pursuant to Section 1859.42 for the current enrollment reporting year, or by the eligibility remaining from this calculation that can no longer be utilized if the funds made available pursuant to EC Section 17071.75(a)(1)(A) have been exhausted.
- (r) Adjusted per Ed. Code Sec. 17071.75(b)(2) by the number of pupils housed, based on the loading standards per Ed. Code Sec. 17071.25(a)(2)(A), in any classroom(s) where title was relinquished to the School District receiving the transferred classrooms.

## **KEY TO ADJUSTMENTS**

### **MODERNIZATION ONLY**

- (a) Reduced by the number of pupils provided grants in a modernization SFP project or CSFP Rehabilitation project at the specific site.
- (b) Reduced by the number of pupils housed, based on the loading standard pursuant to EC Section 17071.25(a)(2), in a modernization LPP project funded under the LPP pursuant to Regulation Section 1859.14 and 1859.15.
- (c) Increased by changes in projected enrollment in subsequent enrollment reporting years.
- (d) (1) Increased for additional facilities not previously modernized with State funds, that become 25 years old, if permanent, or 20 years old, if portable or, (2) as a result of audit findings made pursuant to Regulation Sections 1859.90 and 1859.105.
- (e) Adjusted as a result of errors or omissions by the district or by the OPSC.
- (f) Adjusted as result of amendments to the Subgroup 5.5 Regulations that affect the eligibility.
- (g) For classroom loading standards adopted by the Board for non-severely and severely disabled individuals with exceptional needs.
- (h) As directed by the SAB due to finding a Material Inaccuracy pursuant to Regulation Section 1859.104.1.
- (i) Increased for facilities previously modernized with State funds, which qualify for an additional modernization apportionment pursuant to Regulation Section 1859.78.8.
- (j) Adjusted as a result of the Reconfiguration of an existing high school under the Small High School Program.
- (k) Decreased for facilities that were deemed eligible for modernization pursuant to Regulation Sections 1859.60 and 1859.61(d) and subsequently replaced, or will be replaced under a signed contract for construction or acquisition of facilities, in a project funded by the district without participation from the State.
- (l) Adjusted as a result of replaced eligible portables funded with the Overcrowding Relief Grant, per Ed. Code Section 17079 et seq.
- (m) Adjusted as a result of classrooms demolished and replaced pursuant to Regulation Section 1859.82.

State Allocation Board Meeting, August 25, 2021  
**ATTACHMENT A**

District: Bakersfield City Elementary  
Attendance Area: District-Wide  
County: Kern  
Application Number: 50/63321-00-000

	<i>Type of Adj.</i>	<i>K-6</i>	<i>7-8</i>	<i>9-12</i>	<i>Non-Severe</i>	<i>Severe</i>
<i>Current Baseline Eligibility</i>		1,639	2,143	0	98	772
<i>Adjustment Per This Item</i>	e	-3,946	111	0	-266	65
<b><i>Net Baseline Eligibility</i></b>		-2,307	2,254	0	-168	837

District: Brea-Olinda Unified  
Attendance Area: District-Wide  
County: Orange  
Application Number: 50/66449-00-000

	<i>Type of Adj.</i>	<i>K-6</i>	<i>7-8</i>	<i>9-12</i>	<i>Non-Severe</i>	<i>Severe</i>
<i>Current Baseline Eligibility</i>		-328	43	0	-30	4
<i>Adjustment Per This Item</i>	e	-1,088	-68	-59	18	-19
<i>Adjustment Per This Item</i>	e	1,176	102	-280	75	43
<i>Adjustment Per This Item</i>	e	1,240	203	109	1	203
<i>Adjustment Per This Item</i>	e	-626	-96	-36	-66	-137
<b><i>Net Baseline Eligibility</i></b>		374	184	-266	-2	94

District: Cambrian  
Attendance Area: District-Wide  
County: Santa Clara  
Application Number: 50/69385-00-000

	<i>Type of Adj.</i>	<i>K-6</i>	<i>7-8</i>	<i>9-12</i>	<i>Non-Severe</i>	<i>Severe</i>
<i>Current Baseline Eligibility</i>		-710	-319	0	-3	0
<i>Adjustment Per This Item</i>	i	-100	0	0	0	0
<b><i>Net Baseline Eligibility</i></b>		-810	-319	0	-3	0

District: Caruthers Unified  
Attendance Area: District-Wide  
County: Fresno  
Application Number: 50/75598-00-000

	<i>Type of Adj.</i>	<i>K-6</i>	<i>7-8</i>	<i>9-12</i>	<i>Non-Severe</i>	<i>Severe</i>
<i>Current Baseline Eligibility</i>		220	56	-113	23	0
<i>Adjustment Per This Item</i>	i	-100	0	-27	0	0
<b><i>Net Baseline Eligibility</i></b>		120	56	-140	23	0



State Allocation Board Meeting, August 25, 2021  
**ATTACHMENT A**

District: Dublin Unified  
Attendance Area: District-Wide  
County: Alameda  
Application Number: 50/75093-00-000

	<i>Type of Adj.</i>	<i>K-6</i>	<i>7-8</i>	<i>9-12</i>	<i>Non-Severe</i>	<i>Severe</i>
<i>Current Baseline Eligibility</i>		2,498	723	2,402	132	166
<i>Adjustment Per This Item</i>	i	-150	0	0	0	0
<i>Adjustment Per This Item</i>	i	-150	0	0	0	0
<b><i>Net Baseline Eligibility</i></b>		2,198	723	2,402	132	166

District: Guadalupe Union Elementary  
Attendance Area: District-Wide  
County: Santa Barbara  
Application Number: 50/69203-00-000

	<i>Type of Adj.</i>	<i>K-6</i>	<i>7-8</i>	<i>9-12</i>	<i>Non-Severe</i>	<i>Severe</i>
<i>Current Baseline Eligibility</i>		137	77	0	-8	11
<i>Adjustment Per This Item</i>	i	0	0	0	-13	0
<b><i>Net Baseline Eligibility</i></b>		137	77	0	-21	11

District: Kern High  
Attendance Area: District-Wide  
County: Kern  
Application Number: 50/63529-00-000

	<i>Type of Adj.</i>	<i>K-6</i>	<i>7-8</i>	<i>9-12</i>	<i>Non-Severe</i>	<i>Severe</i>
<i>Current Baseline Eligibility</i>		0	0	7,448	319	233
<i>Adjustment Per This Item</i>	e	0	0	1,229	-136	38
<i>Adjustment Per This Item</i>	e	0	0	-5,619	143	19
<b><i>Net Baseline Eligibility</i></b>		0	0	3,058	326	290

District: Lemoore Union High  
Attendance Area: District-Wide  
County: Kings  
Application Number: 50/63982-00-000

	<i>Type of Adj.</i>	<i>K-6</i>	<i>7-8</i>	<i>9-12</i>	<i>Non-Severe</i>	<i>Severe</i>
<i>Current Baseline Eligibility</i>		0	0	132	33	0
<i>Adjustment Per This Item</i>	e	0	0	175	-36	0
<b><i>Net Baseline Eligibility</i></b>		0	0	307	-3	0

State Allocation Board Meeting, August 25, 2021  
**ATTACHMENT A**

District: Morgan Hill Unified  
Attendance Area: District-Wide  
County: Santa Clara  
Application Number: 50/69583-00-000

	Type of Adj.	K-6	7-8	9-12	Non-Severe	Severe
<i>Current Baseline Eligibility</i>		-1,093	-1,608	443	11	-19
<i>Adjustment Per This Item</i>	i	-150	0	0	0	0
<b>Net Baseline Eligibility</b>		-1,243	-1,608	443	11	-19

District: Oakley Union Elementary  
Attendance Area: District-Wide  
County: Contra Costa  
Application Number: 50/61762-00-000

	Type of Adj.	K-6	7-8	9-12	Non-Severe	Severe
<i>Current Baseline Eligibility</i>		1,344	406	0	78	41
<i>Adjustment Per This Item</i>	e	-804	62	0	-31	-41
<b>Net Baseline Eligibility</b>		540	468	0	47	0

District: Perris Elementary  
Attendance Area: District-Wide  
County: Riverside  
Application Number: 50/67199-00-000

	Type of Adj.	K-6	7-8	9-12	Non-Severe	Severe
<i>Current Baseline Eligibility</i>		794	439	0	26	-21
<i>Adjustment Per This Item</i>	f	101	-439	0	-4	0
<b>Net Baseline Eligibility</b>		895	0	0	22	-21

District: Redlands Unified  
Attendance Area: District-Wide  
County: San Bernardino  
Application Number: 50/67843-00-000

	Type of Adj.	K-6	7-8	9-12	Non-Severe	Severe
<i>Current Baseline Eligibility</i>		61	190	-436	189	96
<i>Adjustment Per This Item</i>	e	-960	158	-635	112	73
<b>Net Baseline Eligibility</b>		-899	348	-1,071	301	169

State Allocation Board Meeting, August 25, 2021  
**ATTACHMENT A**

District: Santa Ana Unified  
 Attendance Area: District-Wide  
 County: Orange  
 Application Number: 50/66670-00-000

	<i>Type of Adj.</i>	<i>K-6</i>	<i>7-8</i>	<i>9-12</i>	<i>Non-Severe</i>	<i>Severe</i>
<i>Current Baseline Eligibility</i>		-2,693	-2,149	202	-461	370
<i>Adjustment Per This Item</i>	i	-25	0	0	0	0
<b><i>Net Baseline Eligibility</i></b>		-2,718	-2,149	202	-461	370

District: Southern Kern Unified  
 Attendance Area: District-Wide  
 County: Orange  
 Application Number: 50/63776-00-000

	<i>Type of Adj.</i>	<i>K-6</i>	<i>7-8</i>	<i>9-12</i>	<i>Non-Severe</i>	<i>Severe</i>
<i>Current Baseline Eligibility</i>		46	-274	-750	100	18
<i>Adjustment Per This Item</i>	i	-225	0	0	0	0
<b><i>Net Baseline Eligibility</i></b>		-179	-274	-750	100	18

District: Tipton Elementary  
 Attendance Area: District-Wide  
 County: Tulare  
 Application Number: 50/72215-00-000

	<i>Type of Adj.</i>	<i>K-6</i>	<i>7-8</i>	<i>9-12</i>	<i>Non-Severe</i>	<i>Severe</i>
<i>Current Baseline Eligibility</i>		-319	-9	0	0	0
<i>Adjustment Per This Item</i>	i	0	-27	0	0	0
<b><i>Net Baseline Eligibility</i></b>		-319	-36	0	0	0

District: Tulare Joint Union High  
 Attendance Area: District-Wide  
 County: Tulare  
 Application Number: 50/72249-00-000

	<i>Type of Adj.</i>	<i>K-6</i>	<i>7-8</i>	<i>9-12</i>	<i>Non-Severe</i>	<i>Severe</i>
<i>Current Baseline Eligibility</i>		0	0	949	0	0
<i>Adjustment Per This Item</i>	f	0	0	-391	1	0
<i>Adjustment Per This Item</i>	e	0	0	-184	52	1
<b><i>Net Baseline Eligibility</i></b>		0	0	374	53	1

State Allocation Board Meeting, August 25, 2021

**ATTACHMENT A**

District: Tustin Unified

Attendance Area: District-Wide

County: Orange

Application Number: 50/73643-00-000

	<i>Type of Adj.</i>	<i>K-6</i>	<i>7-8</i>	<i>9-12</i>	<i>Non-Severe</i>	<i>Severe</i>
<i>Current Baseline Eligibility</i>		3,518	837	1,495	270	65
<i>Adjustment Per This Item</i>	i	-300	0	0	0	0
<b><i>Net Baseline Eligibility</i></b>		3,218	837	1,495	270	65

District: Visalia Unified

Attendance Area: District-Wide

County: Tulare

Application Number: 50/72256-00-000

	<i>Type of Adj.</i>	<i>K-6</i>	<i>7-8</i>	<i>9-12</i>	<i>Non-Severe</i>	<i>Severe</i>
<i>Current Baseline Eligibility</i>		2,465	0	1,353	-173	29
<i>Adjustment Per This Item</i>	i	0	0	0	-13	0
<i>Adjustment Per This Item</i>	e	-4,550	-532	-97	82	38
<b><i>Net Baseline Eligibility</i></b>		-2,085	-532	1,256	-104	67

District: Walnut Valley Unified

Attendance Area: District-Wide

County: Los Angeles

Application Number: 50/73460-00-000

	<i>Type of Adj.</i>	<i>K-6</i>	<i>7-8</i>	<i>9-12</i>	<i>Non-Severe</i>	<i>Severe</i>
<i>Current Baseline Eligibility</i>		305	-197	-230	-19	21
<i>Adjustment Per This Item</i>	e	825	-204	-1072	6	-15
<b><i>Net Baseline Eligibility</i></b>		1,130	-401	-1,302	-13	6

District: Western Placer Unified

Attendance Area: District-Wide

County: Placer

Application Number: 50/66951-00-000

	<i>Type of Adj.</i>	<i>K-6</i>	<i>7-8</i>	<i>9-12</i>	<i>Non-Severe</i>	<i>Severe</i>
<i>Current Baseline Eligibility</i>		2,354	254	2,011	33	125
<i>Adjustment Per This Item</i>	e	-68	185	364	71	18
<b><i>Net Baseline Eligibility</i></b>		2,286	439	2,375	104	143

State Allocation Board Meeting, August 25, 2021  
**ATTACHMENT B**

District: Cambrian  
 School Name: Bagby Elementary  
 County: Santa Clara  
 Application Number: 57/69385-00-000

	<i>Type of Adj.</i>	<i>K-6</i>	<i>7-8</i>	<i>9-12</i>	<i>Non-Severe</i>	<i>Severe</i>
<i>Current Baseline Eligibility</i>		0	0	0	0	0
<i>Adjustment Per This Item</i>	e	0	0	0	0	0
<i>Adjustment Per This Item</i>	c	-94	0	0	16	7
<i>Adjustment Per This Item</i>	c	21	0	0	-16	11
<b><i>Net Baseline Eligibility</i></b>		-73	0	0	0	18

District: Cambrian  
 School Name: Fammatre Elementary  
 County: Santa Clara  
 Application Number: 57/69385-00-000

	<i>Type of Adj.</i>	<i>K-6</i>	<i>7-8</i>	<i>9-12</i>	<i>Non-Severe</i>	<i>Severe</i>
<i>Current Baseline Eligibility</i>		0	0	0	0	0
<i>Adjustment Per This Item</i>	d1	0	0	0	0	0
<i>Adjustment Per This Item</i>	d1	0	0	0	0	0
<i>Adjustment Per This Item</i>	c	157	0	0	-26	0
<b><i>Net Baseline Eligibility</i></b>		157	0	0	-26	0

District: Cambrian  
 School Name: Farnham Elementary  
 County: Santa Clara  
 Application Number: 57/69385-00-000

	<i>Type of Adj.</i>	<i>K-6</i>	<i>7-8</i>	<i>9-12</i>	<i>Non-Severe</i>	<i>Severe</i>
<i>Current Baseline Eligibility</i>		0	0	0	0	0
<i>Adjustment Per This Item</i>	e	0	0	0	0	0
<i>Adjustment Per This Item</i>	d1	0	0	0	0	0
<i>Adjustment Per This Item</i>	c	106	0	0	13	0
<i>Adjustment Per This Item</i>	c	31	0	0	-13	0
<i>Adjustment Per This Item</i>	d1	0	0	0	0	0
<b><i>Net Baseline Eligibility</i></b>		137	0	0	0	0

State Allocation Board Meeting, August 25, 2021

**ATTACHMENT B**

District: Cambrian  
 School Name: Ida Price Middle  
 County: Santa Clara  
 Application Number: 57/69385-00-000

	Type of Adj.	K-6	7-8	9-12	Non-Severe	Severe
<i>Current Baseline Eligibility</i>		0	0	0	0	0
<i>Adjustment Per This Item</i>	c	261	-175	0	28	12
<i>Adjustment Per This Item</i>	d1	0	-102	0	0	0
<b>Net Baseline Eligibility</b>		261	-277	0	28	12

District: Cambrian  
 School Name: Steindorf Steam K-8 Magnet  
 County: Santa Clara  
 Application Number: 57/69385-00-000

	Type of Adj.	K-6	7-8	9-12	Non-Severe	Severe
<i>Current Baseline Eligibility</i>		325	30	0	0	0
<i>Adjustment Per This Item</i>	c	0	78	0	0	0
<b>Net Baseline Eligibility</b>		325	108	0	0	0

District: Centralia Elementary  
 School Name: Miller (George B.) Elementary  
 County: Orange  
 Application Number: 57/66472-00-000

	Type of Adj.	K-6	7-8	9-12	Non-Severe	Severe
<i>Current Baseline Eligibility</i>		0	0	0	0	0
<i>Adjustment Per This Item</i>	d1	75	0	0	2	0
<i>Adjustment Per This Item</i>	c	0	0	0	24	21
<b>Net Baseline Eligibility</b>		75	0	0	26	21

District: Centralia Elementary  
 School Name: Temple (Raymond) Elementary  
 County: Orange  
 Application Number: 57/66472-00-000

	Type of Adj.	K-6	7-8	9-12	Non-Severe	Severe
<i>Current Baseline Eligibility</i>		0	0	0	0	0
<i>Adjustment Per This Item</i>	d1	0	0	0	0	0
<i>Adjustment Per This Item</i>	c	72	0	0	0	0
<b>Net Baseline Eligibility</b>		72	0	0	0	0

State Allocation Board Meeting, August 25, 2021

**ATTACHMENT B**

District: Del Norte County Unified  
 School Name: Joe Hamilton Elementary  
 County: Del Norte  
 Application Number: 57/61820-00-000

	Type of Adj.	K-6	7-8	9-12	Non-Severe	Severe
<i>Current Baseline Eligibility</i>		0	0	0	0	0
<i>Adjustment Per This Item</i>	e	25	0	0	0	0
<i>Adjustment Per This Item</i>	d1	32	0	0	0	0
<i>Adjustment Per This Item</i>	d1	-6	0	0	1	4
<b>Net Baseline Eligibility</b>		51	0	0	1	4

District: Dublin Unified  
 School Name: Dublin Elementary  
 County: Alameda  
 Application Number: 57/75093-00-000

	Type of Adj.	K-6	7-8	9-12	Non-Severe	Severe
<i>Current Baseline Eligibility</i>		0	0	0	0	18
<i>Adjustment Per This Item</i>	c	484	0	0	22	-5
<b>Net Baseline Eligibility</b>		484	0	0	22	13

District: Dublin Unified  
 School Name: Murray Elementary  
 County: Alameda  
 Application Number: 57/75093-00-000

	Type of Adj.	K-6	7-8	9-12	Non-Severe	Severe
<i>Current Baseline Eligibility</i>		381	0	0	0	0
<i>Adjustment Per This Item</i>	g	0	0	0	0	0
<i>Adjustment Per This Item</i>	c	-14	0	0	35	17
<b>Net Baseline Eligibility</b>		367	0	0	35	17

District: Dublin Unified  
 School Name: Wells Intermediate  
 County: Alameda  
 Application Number: 57/75093-00-000

	Type of Adj.	K-6	7-8	9-12	Non-Severe	Severe
<i>Current Baseline Eligibility</i>		175	592	0	0	0
<i>Adjustment Per This Item</i>	d1	145	5	0	0	0
<i>Adjustment Per This Item</i>	c	-320	331	0	12	6
<i>Adjustment Per This Item</i>	c	0	83	0	0	0
<b>Net Baseline Eligibility</b>		0	1,011	0	12	6

State Allocation Board Meeting, August 25, 2021

**ATTACHMENT B**

District: Firebaugh-Las Deltas Unified  
 School Name: Firebaugh Junior High  
 County: Fresno  
 Application Number: 57/73809-00-000

	Type of Adj.	K-6	7-8	9-12	Non-Severe	Severe
<i>Current Baseline Eligibility</i>		0	0	0	0	0
<i>Adjustment Per This Item</i>	d1	0	59	0	4	0
<b>Net Baseline Eligibility</b>		0	59	0	4	0

District: Galt Joint Union High  
 School Name: Galt High  
 County: Sacramento  
 Application Number: 57/67355-00-000

	Type of Adj.	K-6	7-8	9-12	Non-Severe	Severe
<i>Current Baseline Eligibility</i>		0	0	0	0	0
<i>Adjustment Per This Item</i>	g	0	0	0	0	0
<i>Adjustment Per This Item</i>	d1	0	0	1,564	8	0
<b>Net Baseline Eligibility</b>		0	0	1,564	8	0

District: Golden Plains Unified  
 School Name: Helm Elementary  
 County: Fresno  
 Application Number: 57/75234-00-000

	Type of Adj.	K-6	7-8	9-12	Non-Severe	Severe
<i>Current Baseline Eligibility</i>		0	0	0	0	0
<i>Adjustment Per This Item</i>	d1	15	0	0	0	0
<i>Adjustment Per This Item</i>	e	0	-13	0	0	0
<i>Adjustment Per This Item</i>	c	25	5	0	0	0
<b>Net Baseline Eligibility</b>		40	-8	0	0	0

District: Golden Plains Unified  
 School Name: San Joaquin Elementary  
 County: Fresno  
 Application Number: 57/75234-00-000

	Type of Adj.	K-6	7-8	9-12	Non-Severe	Severe
<i>Current Baseline Eligibility</i>		0	0	0	0	0
<i>Adjustment Per This Item</i>	d1	500	154	0	51	0
<i>Adjustment Per This Item</i>	g	0	0	0	0	0
<b>Net Baseline Eligibility</b>		500	154	0	51	0



State Allocation Board Meeting, August 25, 2021

**ATTACHMENT B**

District: Grossmont Union High  
 School Name: El Cajon Valley High  
 County: San Diego  
 Application Number: 57/68130-00-000

	<i>Type of Adj.</i>	<i>K-6</i>	<i>7-8</i>	<i>9-12</i>	<i>Non-Severe</i>	<i>Severe</i>
<i>Current Baseline Eligibility</i>		0	0	-46	-36	5
<i>Adjustment Per This Item</i>	d1	0	0	872	19	16
<i>Adjustment Per This Item</i>	c	0	0	-522	-20	34
<b><i>Net Baseline Eligibility</i></b>		0	0	304	-37	55

District: Grossmont Union High  
 School Name: West Hills High  
 County: San Diego  
 Application Number: 57/68130-00-000

	<i>Type of Adj.</i>	<i>K-6</i>	<i>7-8</i>	<i>9-12</i>	<i>Non-Severe</i>	<i>Severe</i>
<i>Current Baseline Eligibility</i>		0	0	130	24	19
<i>Adjustment Per This Item</i>	d1	0	0	1,026	22	17
<b><i>Net Baseline Eligibility</i></b>		0	0	1,156	46	36

District: Hollister Elementary  
 School Name: Hollister Dual Language Academy  
 County: San Benito  
 Application Number: 57/67470-00-000

	<i>Type of Adj.</i>	<i>K-6</i>	<i>7-8</i>	<i>9-12</i>	<i>Non-Severe</i>	<i>Severe</i>
<i>Current Baseline Eligibility</i>		300	0	0	0	0
<i>Adjustment Per This Item</i>	d1	75	0	0	0	0
<i>Adjustment Per This Item</i>	c	0	0	0	0	0
<b><i>Net Baseline Eligibility</i></b>		375	0	0	0	0

District: Hollister Elementary  
 School Name: R. O. Hardin Elementary  
 County: San Benito  
 Application Number: 57/67470-00-000

	<i>Type of Adj.</i>	<i>K-6</i>	<i>7-8</i>	<i>9-12</i>	<i>Non-Severe</i>	<i>Severe</i>
<i>Current Baseline Eligibility</i>		700	0	0	0	0
<i>Adjustment Per This Item</i>	d1	180	0	0	0	7
<b><i>Net Baseline Eligibility</i></b>		880	0	0	0	7

State Allocation Board Meeting, August 25, 2021

**ATTACHMENT B**

District: Hydesville Elementary  
 School Name: Hydesville Elementary  
 County: Humboldt  
 Application Number: 57/62885-00-000

	Type of Adj.	K-6	7-8	9-12	Non-Severe	Severe
<i>Current Baseline Eligibility</i>		0	0	0	0	0
<i>Adjustment Per This Item</i>	c	27	7	0	0	0
<i>Adjustment Per This Item</i>	d1	0	0	0	0	0
<b>Net Baseline Eligibility</b>		27	7	0	0	0

District: Jurupa Unified  
 School Name: Glen Avon Elementary  
 County: Riverside  
 Application Number: 57/67090-00-000

	Type of Adj.	K-6	7-8	9-12	Non-Severe	Severe
<i>Current Baseline Eligibility</i>		575	0	0	11	0
<i>Adjustment Per This Item</i>	c	0	0	0	2	0
<i>Adjustment Per This Item</i>	d1	2	0	0	26	0
<b>Net Baseline Eligibility</b>		577	0	0	39	0

District: Lemon Grove  
 School Name: Lemon Grove Middle  
 County: San Diego  
 Application Number: 57/68205-00-000

	Type of Adj.	K-6	7-8	9-12	Non-Severe	Severe
<i>Current Baseline Eligibility</i>		0	18	0	-17	-10
<i>Adjustment Per This Item</i>	e	0	-717	0	-25	-6
<i>Adjustment Per This Item</i>	g	0	-25	0	22	5
<i>Adjustment Per This Item</i>	f	0	7	0	-10	1
<i>Adjustment Per This Item</i>	d1	0	88	0	3	1
<b>Net Baseline Eligibility</b>		0	-629	0	-27	-9

District: Los Angeles Unified  
 School Name: Canoga Park Senior High  
 County: Los Angeles  
 Application Number: 57/64733-00-000

	Type of Adj.	K-6	7-8	9-12	Non-Severe	Severe
<i>Current Baseline Eligibility</i>		0	0	1,332	0	0
<i>Adjustment Per This Item</i>	e	0	0	11	1	0
<i>Adjustment Per This Item</i>	d1	0	0	38	1	0
<b>Net Baseline Eligibility</b>		0	0	1,381	2	0

State Allocation Board Meeting, August 25, 2021

**ATTACHMENT B**

District: Los Angeles Unified  
 School Name: Cienega Elementary  
 County: Los Angeles  
 Application Number: 57/64733-00-000

	Type of Adj.	K-6	7-8	9-12	Non-Severe	Severe
<i>Current Baseline Eligibility</i>		464	0	0	10	0
<i>Adjustment Per This Item</i>	d1	271	0	0	0	0
<b>Net Baseline Eligibility</b>		735	0	0	10	0

District: Los Angeles Unified  
 School Name: Emerson (Ralph Waldo) Junior H  
 County: Los Angeles  
 Application Number: 57/64733-21-000

	Type of Adj.	K-6	7-8	9-12	Non-Severe	Severe
<i>Current Baseline Eligibility</i>		0	211	0	0	0
<i>Adjustment Per This Item</i>	e	0	0	0	0	0
<b>Net Baseline Eligibility</b>		0	211	0	0	0

District: Los Angeles Unified  
 School Name: North Hollywood Senior High  
 County: Los Angeles  
 Application Number: 57/64733-22-000

	Type of Adj.	K-6	7-8	9-12	Non-Severe	Severe
<i>Current Baseline Eligibility</i>		0	0	3,125	47	13
<i>Adjustment Per This Item</i>	e	0	0	0	0	0
<b>Net Baseline Eligibility</b>		0	0	3,125	47	13

District: Riverdale Joint Unified  
 School Name: Riverdale Elementary  
 County: Fresno  
 Application Number: 57/75408-00-000

	Type of Adj.	K-6	7-8	9-12	Non-Severe	Severe
<i>Current Baseline Eligibility</i>		51	-18	0	3	0
<i>Adjustment Per This Item</i>	c	42	-7	0	2	0
<b>Net Baseline Eligibility</b>		93	-25	0	5	0

State Allocation Board Meeting, August 25, 2021  
**ATTACHMENT B**

District: San Bernardino City Unified  
School Name: San Bernardino High  
County: San Bernardino  
Application Number: 57/67876-00-000

	<i>Type of Adj.</i>	<i>K-6</i>	<i>7-8</i>	<i>9-12</i>	<i>Non-Severe</i>	<i>Severe</i>
<i>Current Baseline Eligibility</i>		0	0	0	0	0
<i>Adjustment Per This Item</i>	d1	0	0	27	0	0
<i>Adjustment Per This Item</i>	d1	0	0	216	0	0
<b><i>Net Baseline Eligibility</i></b>		0	0	243	0	0

District: San Ramon Valley Unified  
School Name: California High  
County: Contra Costa  
Application Number: 57/61804-00-000

	<i>Type of Adj.</i>	<i>K-6</i>	<i>7-8</i>	<i>9-12</i>	<i>Non-Severe</i>	<i>Severe</i>
<i>Current Baseline Eligibility</i>		0	0	676	0	2
<i>Adjustment Per This Item</i>	c	0	0	31	6	6
<b><i>Net Baseline Eligibility</i></b>		0	0	707	6	8

District: Solana Beach Elementary  
School Name: Skyline Elementary  
County: San Diego  
Application Number: 57/68387-00-000

	<i>Type of Adj.</i>	<i>K-6</i>	<i>7-8</i>	<i>9-12</i>	<i>Non-Severe</i>	<i>Severe</i>
<i>Current Baseline Eligibility</i>		34	0	0	-4	-4
<i>Adjustment Per This Item</i>	d1	0	0	0	0	0
<i>Adjustment Per This Item</i>	c	32	0	0	-7	-4
<b><i>Net Baseline Eligibility</i></b>		66	0	0	-11	-8

District: Solana Beach Elementary  
School Name: Solana Highlands Elementary  
County: San Diego  
Application Number: 57/68387-00-000

	<i>Type of Adj.</i>	<i>K-6</i>	<i>7-8</i>	<i>9-12</i>	<i>Non-Severe</i>	<i>Severe</i>
<i>Current Baseline Eligibility</i>		243	0	0	3	0
<i>Adjustment Per This Item</i>	d1	307	0	0	-3	0
<b><i>Net Baseline Eligibility</i></b>		550	0	0	0	0

State Allocation Board Meeting, August 25, 2021  
**ATTACHMENT B**

District: Sweetwater Union High  
School Name: Bonita Vista Middle  
County: San Diego  
Application Number: 57/68411-00-000

	<i>Type of Adj.</i>	<i>K-6</i>	<i>7-8</i>	<i>9-12</i>	<i>Non-Severe</i>	<i>Severe</i>
<i>Current Baseline Eligibility</i>		0	-141	0	92	5
<i>Adjustment Per This Item</i>	d1	0	20	0	2	0
<i>Adjustment Per This Item</i>	c	0	48	0	-8	5
<i>Adjustment Per This Item</i>	c	0	-23	0	1	1
<b><i>Net Baseline Eligibility</i></b>		0	-96	0	87	11

District: Tracy Joint Unified  
School Name: Central Elementary  
County: San Joaquin  
Application Number: 57/75499-00-000

	<i>Type of Adj.</i>	<i>K-6</i>	<i>7-8</i>	<i>9-12</i>	<i>Non-Severe</i>	<i>Severe</i>
<i>Current Baseline Eligibility</i>		75	0	0	0	0
<i>Adjustment Per This Item</i>	d1	413	0	0	59	0
<i>Adjustment Per This Item</i>	g	0	0	0	0	0
<b><i>Net Baseline Eligibility</i></b>		488	0	0	59	0

District: Tustin Unified  
School Name: Heideman (Robert) Elementary  
County: Orange  
Application Number: 57/73643-00-000

	<i>Type of Adj.</i>	<i>K-6</i>	<i>7-8</i>	<i>9-12</i>	<i>Non-Severe</i>	<i>Severe</i>
<i>Current Baseline Eligibility</i>		180	0	0	0	4
<i>Adjustment Per This Item</i>	c	133	0	0	0	-8
<i>Adjustment Per This Item</i>	d1	276	0	0	0	4
<b><i>Net Baseline Eligibility</i></b>		589	0	0	0	0

District: Twin Rivers Unified  
School Name: Hazel Strauch Elementary  
County: Sacramento  
Application Number: 57/76505-00-000

	<i>Type of Adj.</i>	<i>K-6</i>	<i>7-8</i>	<i>9-12</i>	<i>Non-Severe</i>	<i>Severe</i>
<i>Current Baseline Eligibility</i>		0	0	0	0	0
<i>Adjustment Per This Item</i>	d1	88	0	0	0	0
<i>Adjustment Per This Item</i>	d1	59	0	0	0	0
<i>Adjustment Per This Item</i>	c	107	0	0	1	0
<b><i>Net Baseline Eligibility</i></b>		254	0	0	1	0

State Allocation Board Meeting, August 25, 2021

**ATTACHMENT B**

District: Twin Rivers Unified

School Name: Las Palmas East Campus (AKA Harmon Aka Lp Jr)

County: Sacramento

Application Number: 57/76505-00-000

	Type of Adj.	K-6	7-8	9-12	Non-Severe	Severe
<i>Current Baseline Eligibility</i>		563	0	0	21	0
<i>Adjustment Per This Item</i>	c	88	0	0	-21	0
<b>Net Baseline Eligibility</b>		651	0	0	0	0

District: Twin Rivers Unified

School Name: Pacific Career Tech High (AKA Larchmont El.)

County: Sacramento

Application Number: 57/76505-00-000

	Type of Adj.	K-6	7-8	9-12	Non-Severe	Severe
<i>Current Baseline Eligibility</i>		307	0	0	29	0
<i>Adjustment Per This Item</i>	f	-307	0	0	-29	0
<i>Adjustment Per This Item</i>	f	0	0	140	2	0
<b>Net Baseline Eligibility</b>		0	0	140	2	0

District: Wasco Union Elementary

School Name: Palm Avenue Middle (Formerly Elementary)

County: Kern

Application Number: 57/63842-00-000

	Type of Adj.	K-6	7-8	9-12	Non-Severe	Severe
<i>Current Baseline Eligibility</i>		0	0	0	0	0
<i>Adjustment Per This Item</i>	e	-91	0	0	0	0
<i>Adjustment Per This Item</i>	g	-8	0	0	9	0
<i>Adjustment Per This Item</i>	e	-4	0	0	0	0
<i>Adjustment Per This Item</i>	d1	242	0	0	4	0
<b>Net Baseline Eligibility</b>		139	0	0	13	0

District: West Covina Unified

School Name: West Covina High

County: Los Angeles

Application Number: 57/65094-00-000

	Type of Adj.	K-6	7-8	9-12	Non-Severe	Severe
<i>Current Baseline Eligibility</i>		0	0	115	0	0
<i>Adjustment Per This Item</i>	e	0	0	-80	-1	0
<i>Adjustment Per This Item</i>	d1	0	0	159	1	0
<b>Net Baseline Eligibility</b>		0	0	194	0	0

State Allocation Board Meeting, August 25, 2021  
**ATTACHMENT B**

District: Western Placer Unified  
 School Name: Edwards (Glen) Middle  
 County: Placer  
 Application Number: 57/66951-00-000

	<i>Type of Adj.</i>	<i>K-6</i>	<i>7-8</i>	<i>9-12</i>	<i>Non-Severe</i>	<i>Severe</i>
<i>Current Baseline Eligibility</i>		0	324	0	0	0
<i>Adjustment Per This Item</i>	d1	0	314	0	0	0
<i>Adjustment Per This Item</i>	c	0	229	0	8	3
<b><i>Net Baseline Eligibility</i></b>		0	867	0	8	3

District: Wright Elementary  
 School Name: Wilson (J. X.) Elementary  
 County: Sonoma  
 Application Number: 57/71035-00-000

	<i>Type of Adj.</i>	<i>K-6</i>	<i>7-8</i>	<i>9-12</i>	<i>Non-Severe</i>	<i>Severe</i>
<i>Current Baseline Eligibility</i>		0	0	0	0	0
<i>Adjustment Per This Item</i>	c	55	0	0	0	0
<i>Adjustment Per This Item</i>	d1	0	0	0	0	0
<b><i>Net Baseline Eligibility</i></b>		55	0	0	0	0

## **SCHOOL FACILITY PROGRAM UNFUNDED APPROVALS**

(Lack of AB 55 Loans)

### **PURPOSE OF REPORT**

To present to the State Allocation Board (Board) a list of School Facility Program (SFP) applications for unfunded approval.

### **DESCRIPTION**

At the January 2021 Board meeting, the Board elected to provide an increase adjustment of 1.42 percent to SFP projects for calendar year 2021. The projects listed on the Attachment reflect the Board's action of the adoption of the 1.42 percent increase based on the RS Means Construction Cost Index. In addition, the project applications represent SFP New Construction, Modernization, Charter School and Overcrowding Relief Grant projects in date order of a complete application being received by the Office of Public School Construction (OPSC).

### **AUTHORITY**

SFP Regulation Section 1859.2 defines an Unfunded List (Lack of AB 55 Loans) as an information list of unfunded projects that was created due to the State's inability to provide interim financing from the Pooled Money Investment Account (AB 55 loans) to fund school construction projects as declared in the Department of Finance Budget Letter #33 issued on December 18, 2008.

SFP Regulation Section 1859.95 states:

"When the Board has no funds to apportion ..., the Board will also accept and process applications for apportionment for purposes of developing an Unfunded List based on the date the application is ready for Apportionment, with the exception of New Construction funding applications that utilize eligibility generated by the Alternative Enrollment Projection.

An application for funding included on an Unfunded List is eligible for reimbursement subject to adjustments in the New Construction Grants amount pursuant to Section 1859.77."



## **BACKGROUND**

At the March 11, 2009 SAB meeting, the Board requested that Staff continue to process applications to the Board for unfunded approval, up to the bonding authority. The Attachment reflects applications being presented for unfunded approval, including SFP modernization and new construction projects in date order of a complete application being received by the OPSC. The list also includes health and safety facility hardship applications for funding that have been processed and are ready for approval regardless of received date. The unfunded approval of the applications as reflected on the Attachment does not constitute a guarantee of future funding.

## **RECOMMENDATIONS**

1. Approve the SFP applications as presented on the Attachment.
2. Provide that these unfunded approvals do not constitute a guarantee of future funding.

ATTACHMENT  
 UNFUNDED APPROVALS  
 (Lack of AB 55 Loans)  
 State Allocation Board Meeting, August 25, 2021

County	District	School Site	Application Number	Received Date	Grant Amount
MERCED	LIVINGSTON UNION	HERNDON (SELMA) ELEMENTARY	50/65748-00-004	3/28/2018	\$1,149,926.00
RIVERSIDE	CORONA-NORCO UNIFIED	LINCOLN ALTERNATIVE ELEMENTARY	50/67033-02-001	4/10/2018	\$1,749,505.00
FRESNO	CLAY JOINT ELEMENTARY	CLAY ELEMENTARY	57/62109-00-002	4/19/2018	\$1,273,967.67
CONTRA COSTA	OAKLEY UNION ELEMENTARY	SUMMERLAKE ELEMENTARY	50/61762-00-011	5/3/2018	\$9,751,708.00
FRESNO	GOLDEN PLAINS UNIFIED	HELM ELEMENTARY	57/75234-00-006	5/4/2018	\$317,639.00
FRESNO	SANGER UNIFIED	SANGER EDUCATIONAL COMPLEX	50/62414-00-022	5/11/2018	\$26,466,372.70
SAN BENITO	HOLLISTER ELEMENTARY	RANCHO SAN JUSTO MIDDLE	57/67470-00-003	5/11/2018	\$1,711,661.00
SACRAMENTO	TWIN RIVERS UNIFIED	PACIFIC CAREER TECH HIGH (AKA LARCHMONT ELEM.)	57/76505-00-059	5/16/2018	\$1,404,978.00
SACRAMENTO	TWIN RIVERS UNIFIED	HAZEL STRAUCH ELEMENTARY	57/76505-00-060	5/16/2018	\$1,606,105.00
SAN BENITO	HOLLISTER ELEMENTARY	HOLLISTER DUAL LANGUAGE ACADEMY	57/67470-00-004	5/17/2018	\$551,257.00
SACRAMENTO	ELK GROVE UNIFIED	UNION HOUSE ELEMENTARY	57/67314-00-026	5/21/2018	\$1,519,328.00
ORANGE	TUSTIN UNIFIED	HEIDEMAN (ROBERT) ELEMENTARY	57/73643-00-022	5/21/2018	\$3,137,213.00
TULARE	VISALIA UNIFIED	DENTON ELEMENTARY	50/72256-00-031	5/21/2018	\$14,512,476.00
KERN	WASCO UNION ELEMENTARY	PALM AVENUE MIDDLE (FORMERLY ELEMENTARY)	50/63842-00-005	5/21/2018	\$2,818,884.00
KERN	WASCO UNION ELEMENTARY	PALM AVENUE MIDDLE (FORMERLY ELEMENTARY)	57/63842-00-004	5/21/2018	\$1,386,203.67
SAN DIEGO	GROSSMONT UNION HIGH	VALHALLA HIGH	57/68130-00-038	5/22/2018	\$463,378.00
RIVERSIDE	JURUPA UNIFIED	GLEN AVON ELEMENTARY	57/67090-00-015	5/22/2018	\$3,610,371.00
LAKE	KONOCTI UNIFIED	KONOCTI EDUCATION CENTER (AKA OAK HILL MS)	57/64022-00-012	5/22/2018	\$839,811.00
LOS ANGELES	LOS ANGELES UNIFIED	MACLAY (CHARLES) JUNIOR HIGH	57/64733-00-691	5/22/2018	\$2,998,103.00
LOS ANGELES	LOS ANGELES UNIFIED	FORTY-NINTH STREET ELEMENTARY	57/64733-00-692	5/22/2018	\$542,023.00
LOS ANGELES	LOS ANGELES UNIFIED	LOS ANGELES SENIOR HIGH	57/64733-00-694	5/22/2018	\$4,481,518.00
LOS ANGELES	LOS ANGELES UNIFIED	GARDEN GROVE ELEMENTARY	57/64733-00-695	5/22/2018	\$704,667.00
SANTA CLARA	MORGAN HILL UNIFIED	PARADISE VALLEY ELEMENTARY	57/69583-00-012	5/22/2018	\$2,386,180.00
SANTA CLARA	MORGAN HILL UNIFIED	PARADISE VALLEY ELEMENTARY	57/69583-00-013	5/22/2018	\$670,421.00
MENDOCINO	ROUND VALLEY UNIFIED	ROUND VALLEY ELEMENTARY	57/65607-00-002	5/22/2018	\$485,608.00
SAN DIEGO	SAN DIEGUITO UNION HIGH	TORREY PINES HIGH	57/68346-00-007	5/22/2018	\$13,512,495.00
VENTURA	OXNARD ELEMENTARY	LEMONWOOD ELEMENTARY	57/72538-00-028	5/24/2018	\$1,080,711.00
SACRAMENTO	ELK GROVE UNIFIED	REITH (JOHN) ELEMENTARY	57/67314-00-027	5/25/2018	\$2,035,371.00
LOS ANGELES	LOS ANGELES UNIFIED	EMERSON (RALPH WALDO) JUNIOR HIGH	57/64733-21-036	5/29/2018	\$1,126,373.00
LOS ANGELES	LOS ANGELES UNIFIED	NORTH HOLLYWOOD SENIOR HIGH	57/64733-22-014	5/29/2018	\$3,573,834.00
SAN LUIS OBISPO	ATASCADERO UNIFIED	SANTA MARGARITA ELEMENTARY	57/68700-00-007	5/30/2018	\$2,230,903.00
SAN BENITO	HOLLISTER ELEMENTARY	R.O. HARDIN ELEMENTARY	57/67470-00-005	5/30/2018	\$4,189,160.00
SACRAMENTO	SAN JUAN UNIFIED	ALT LEARNING CTR (AKA SERENO, ENTRADA, MERKAI)	57/67447-00-063	5/30/2018	\$1,975,029.00
LOS ANGELES	WEST COVINA UNIFIED	WEST COVINA HIGH	57/65094-00-014	5/30/2018	\$1,644,333.00
KERN	BAKERSFIELD CITY ELEMENTARY	NOBLE (MYRA A.) ELEMENTARY	50/63321-00-034	5/31/2018	\$1,559,098.00
LAKE	KONOCTI UNIFIED	LOWER LAKE HIGH	50/64022-00-001	5/31/2018	\$220,227.00
SANTA CLARA	CAMBRIAN	IDA PRICE MIDDLE	57/69385-00-014	6/4/2018	\$2,466,705.00
SANTA CLARA	CAMBRIAN	STEINDORF STEAM K-8 MAGNET	57/69385-00-015	6/4/2018	\$3,033,297.00
SANTA CLARA	CAMBRIAN	BAGBY ELEMENTARY	57/69385-00-016	6/4/2018	\$417,805.00
SANTA CLARA	CAMBRIAN	FARNHAM ELEMENTARY	57/69385-00-017	6/4/2018	\$905,647.00
SANTA CLARA	CAMBRIAN	FAMMATRE ELEMENTARY	57/69385-00-018	6/4/2018	\$956,771.00
FRESNO	CARUTHERS UNIFIED	CARUTHERS ELEMENTARY	50/75598-00-001	6/5/2018	\$1,754,172.00
KERN	KERN HIGH	INDEPENDENCE HIGH	50/63529-00-010	6/5/2018	\$9,667,093.37
ALAMEDA	DUBLIN UNIFIED	MURRAY ELEMENTARY	57/75093-00-011	6/5/2018	\$2,220,847.00
FRESNO	CLOVIS UNIFIED	LINCOLN ELEMENTARY	57/62117-00-057	6/6/2018	\$673,171.00
ALAMEDA	DUBLIN UNIFIED	WELLS INTERMEDIATE	57/75093-00-012	6/6/2018	\$1,047,628.00
ALAMEDA	DUBLIN UNIFIED	WELLS INTERMEDIATE	57/75093-00-013	6/6/2018	\$1,868,967.00
ALAMEDA	DUBLIN UNIFIED	DUBLIN ELEMENTARY	57/75093-00-014	6/6/2018	\$2,899,417.00
ORANGE	BREA-OLINDA UNIFIED	OLINDA ELEMENTARY	50/66449-00-002	6/8/2018	\$934,452.00

ATTACHMENT  
 UNFUNDED APPROVALS  
 (Lack of AB 55 Loans)  
 State Allocation Board Meeting, August 25, 2021

County	District	School Site	Application Number	Received Date	Grant Amount
SACRAMENTO	GALT JOINT UNION HIGH	GALT HIGH	57/67355-00-002	6/8/2018	\$4,277,003.00
SAN BERNARDINO	SAN BERNARDINO CITY UNIFIED	SAN BERNARDINO HIGH	57/67876-00-108	6/12/2018	\$2,201,817.00
LOS ANGELES	LOS ANGELES UNIFIED	CIENEGA ELEMENTARY	57/64733-00-698	6/13/2018	\$1,376,818.00
LOS ANGELES	LOS ANGELES UNIFIED	CANOGA PARK SENIOR HIGH	57/64733-00-699	6/13/2018	\$5,556,804.00
LOS ANGELES	LOS ANGELES UNIFIED	HARRISON STREET ELEMENTARY	57/64733-00-700	6/13/2018	\$992,227.00
SAN DIEGO	SOLANA BEACH ELEMENTARY	SOLANA HIGHLANDS ELEMENTARY	57/68387-00-003	6/15/2018	\$2,809,532.00
SACRAMENTO	TWIN RIVERS UNIFIED	LAS PALMAS EAST CAMPUS (AKA HARMON AKA LP JR)	57/76505-00-064	6/19/2018	\$2,256,771.00
LOS ANGELES	WALNUT VALLEY UNIFIED	QUAIL SUMMIT	50/73460-00-010	6/20/2018	\$353,959.00
KINGS	LEMOORE UNION HIGH	LEMOORE HIGH	50/63982-00-002	6/22/2018	\$1,392,725.00
TULARE	TULARE JOINT UNION HIGH	TULARE WESTERN HIGH	50/72249-00-003	6/22/2018	\$734,149.00
ORANGE	CENTRALIA ELEMENTARY	MILLER (GEORGE B.) ELEMENTARY	57/66472-00-011	6/22/2018	\$932,339.00
ORANGE	CENTRALIA ELEMENTARY	TEMPLE (RAYMOND) ELEMENTARY	57/66472-00-012	6/22/2018	\$409,334.00
SAN DIEGO	GROSSMONT UNION HIGH	EL CAJON VALLEY HIGH	57/68130-00-028	6/22/2018	\$3,569,403.00
SAN DIEGO	SWEETWATER UNION HIGH	BONITA VISTA MIDDLE	57/68411-00-049	6/25/2018	\$1,659,386.00
SAN BERNARDINO	COLTON JOINT UNIFIED	D'ARCY (MICHAEL) ELEMENTARY	57/67686-00-025	6/26/2018	\$683,564.00
KERN	BAKERSFIELD CITY ELEMENTARY	PAULY (LEO G.) ELEMENTARY	50/63321-00-035	6/28/2018	\$1,476,424.00
KERN	BAKERSFIELD CITY ELEMENTARY	PAULY (LEO G.) ELEMENTARY	50/63321-00-036	6/28/2018	\$1,952,722.00
FRESNO	CLOVIS UNIFIED	ALTA SIERRA INTERMEDIATE PROJECT	57/62117-00-058	6/28/2018	\$4,619,519.00
SAN DIEGO	GROSSMONT UNION HIGH	WEST HILLS HIGH	57/68130-00-029	6/28/2018	\$5,964,329.00
CONTRA COSTA	SAN RAMON VALLEY UNIFIED	CALIFORNIA HIGH	57/61804-00-034	6/28/2018	\$3,409,716.00
ORANGE	SANTA ANA UNIFIED	GARFIELD (ANNEX) ELEMENTARY	57/66670-00-054	6/28/2018	\$3,542,452.00
PLACER	WESTERN PLACER UNIFIED	EDWARDS (GLEN) MIDDLE	50/66951-00-010	6/29/2018	\$4,549,765.00
PLACER	WESTERN PLACER UNIFIED	EDWARDS (GLEN) MIDDLE	57/66951-00-003	6/29/2018	\$5,758,053.00
SONOMA	WRIGHT ELEMENTARY	WILSON (J. X.) ELEMENTARY	57/71035-00-003	7/3/2018	\$316,805.00
SANTA BARBARA	GUADALUPE UNION ELEMENTARY	MCKENZIE (KERMIT) INTERMEDIATE	50/69203-00-002	7/6/2018	\$1,769,373.00
ORANGE	IRVINE UNIFIED	CYPRESS VILLAGE ELEMENTARY	50/73650-00-042	7/6/2018	\$1,308,548.00
HUMBOLDT	HYDESVILLE ELEMENTARY	HYDESVILLE ELEMENTARY	57/62885-00-002	7/6/2018	\$273,710.00
SACRAMENTO	ELK GROVE UNIFIED	JACKMAN (SAMUEL) MIDDLE	57/67314-00-028	7/9/2018	\$3,372,649.00
SACRAMENTO	ELK GROVE UNIFIED	HARRIET EDDY MIDDLE	57/67314-00-029	7/9/2018	\$4,058,328.00
SACRAMENTO	ELK GROVE UNIFIED	REESE (DAVID) ELEMENTARY	57/67314-00-030	7/9/2018	\$1,731,478.00
SACRAMENTO	ELK GROVE UNIFIED	JACKSON (ISABELLE) ELEMENTARY	57/67314-00-031	7/9/2018	\$1,754,920.00

Program	Amount (in Dollars)
New Construction	\$84,121,579.07
Modernization	\$139,475,853.34
<b>Total</b>	<b>\$223,597,432.41</b>

**APPLICANT DATA**

<b>Applicant:</b>	Livingston Union	<b>PTN:</b>	65748 - 5
<b>Application No:</b>	50/65748-00-004	<b>County:</b>	Merced
<b>School Name:</b>	Herndon (Selma) Elementary	<b>Filing Basis:</b>	District-wide

**HISTORY OF PROJECT FUNDING**

	<b>Fund Code</b>	<b>Proposition</b>	<b>Previously Authorized</b>	<b>Authorized This Action</b>	<b>Unfunded Approval This Action</b>
<u>State Share</u>					
<b>NC/Add. Grant</b>	<b>951-500</b>	<b>51</b>	\$	\$ 1,149,926.00	\$ 1,149,926.00
<u>Applicant Share</u>					
<b>District Contribution</b>				1,149,926.00	
<b>Total</b>			\$ <u>0.00</u>	\$ <u>2,299,852.00</u>	\$ <u>1,149,926.00</u>
<b>Funding Source:</b>	<b>Proposition 51 Bonds/2016-Nov.</b>				

**APPLICATION DATA**

<b>Type of Project:</b>	Elementary School
<b>Pupils Assigned:</b>	<b>K-6:</b> 75
<b>Number of Classrooms:</b>	3
<b>Addition to Existing Site:</b>	No
<b>Master Plan Acres:</b>	11.8
<b>Recommended Acres:</b>	11.7
<b>Existing Acres:</b>	20.0

**PROGRAM GRANT DATA**

<b>Base Grant</b>	\$	947,100.00
<b>Fire Detection</b>	\$	1,125.00
<b>Project Assistance</b>	\$	7,723.00
<b>Service Site Development</b>	\$	38,420.00
<b>Small Size Project</b>	\$	113,652.00
<b>Utilities</b>	\$	41,906.00
<b>Total State Share (50%)</b>		1,149,926.00
<b>Applicant Share (50%)</b>		1,149,926.00
<b>Total Project Cost</b>	\$	<u>2,299,852.00</u>

**STIPULATED TERMS & NEXT STEPS**

The Applicant is required to submit a signed Grant Agreement pursuant to School Facility Program Regulation Section 1859.90.4 for the project prior to or concurrent with a request for the release of funds.

The Applicant shall ensure that it is in compliance with all applicable laws, regulations and certifications it made on the program forms.

The Applicant is responsible for ensuring that the project is compliant with Prevailing Wage Monitoring and/or Labor Compliance Program requirements at the time construction contracts are executed and/or construction commenced.

This application is placed on the Unfunded List (Lack of AB 55 Loans) pursuant to the Board's action on March 11, 2009. This approval does not constitute a guarantee or commitment of future state funding.

**APPLICANT DATA**

<b>Applicant:</b>	Corona-Norco Unified	<b>PTN:</b>	67033 - 247
<b>Application No:</b>	50/67033-02-001	<b>County:</b>	Riverside
<b>School Name:</b>	Lincoln Alternative Elementary	<b>Filing Basis:</b>	Centennial

**HISTORY OF PROJECT FUNDING**

	<b>Fund Code</b>	<b>Proposition</b>	<b>Previously Authorized</b>	<b>Authorized This Action</b>	<b>Unfunded Approval This Action</b>
<u>State Share</u>					
<b>NC/Add. Grant</b>	<b>951-500</b>	<b>51</b>	\$	\$ 1,749,505.00	\$ 1,749,505.00
<u>Applicant Share</u>					
<b>District Contribution</b>				1,749,505.00	
<b>Total</b>			\$ <u>0.00</u>	\$ <u>3,499,010.00</u>	\$ <u>1,749,505.00</u>
<b>Funding Source:</b>	<b>Proposition 51 Bonds/2016-Nov.</b>				

**APPLICATION DATA**

<b>Type of Project:</b>	Elementary School
	7-8: 91
<b>Number of Classrooms:</b>	2
<b>Addition to Existing Site:</b>	No
<b>Use of Grants 1859.77.3(a):</b>	Yes
<b>Use of Grants 1859.77.3(b):</b>	Yes
<b>Master Plan Acres:</b>	14.4
<b>Recommended Acres:</b>	15.0
<b>Existing Acres:</b>	10.0
<b>Proposed Acres:</b>	0.0
<b>Additional Facilities:</b>	Library

**PROGRAM GRANT DATA**

<b>Base Grant</b>	\$ 1,215,396.00
<b>Fire Detection</b>	\$ 1,820.00
<b>Service Site Development</b>	\$ 339,738.00
<b>Small Size Project</b>	\$ 145,848.00
<b>Utilities</b>	\$ 46,703.00
<b>Total State Share (50%)</b>	<u>1,749,505.00</u>
<b>Applicant Share (50%)</b>	<u>1,749,505.00</u>
<b>Total Project Cost</b>	\$ <u>3,499,010.00</u>

**STIPULATED TERMS & NEXT STEPS**

The Applicant is required to submit a signed Grant Agreement pursuant to School Facility Program Regulation Section 1859.90.4 for the project prior to or concurrent with a request for the release of funds.

The Applicant shall ensure that it is in compliance with all applicable laws, regulations and certifications it made on the program forms.

The Applicant is responsible for ensuring that the project is compliant with Prevailing Wage Monitoring and/or Labor Compliance Program requirements at the time construction contracts are executed and/or construction commenced.

This application is placed on the Unfunded List (Lack of AB 55 Loans) pursuant to the Board's action on March 11, 2009. This approval does not constitute a guarantee or commitment of future state funding.

**APPLICANT DATA**

<b>Applicant:</b>	Clay Joint Elementary	<b>PTN:</b>	62109 - 3
<b>Application No:</b>	57/62109-00-002	<b>County:</b>	Fresno
<b>School Name:</b>	Clay Elementary		

**HISTORY OF PROJECT FUNDING**

	<b>Fund Code</b>	<b>Proposition</b>	<b>Previously Authorized</b>	<b>Authorized This Action</b>	<b>Unfunded Approval This Action</b>
<b>State Share</b>					
<b>Mod/Add. Grant</b>	<b>951-570</b>	<b>51</b>		\$ 764,381.00	\$ 764,381.00
<b>Mod Design Grant</b>	<b>051-570</b>	<b>51</b>	\$ 78,515.00		
<b>Applicant Share</b>					
<b>District Contribution</b>			52,344.00		
<b>Financial Hardship</b>	<b>951-570</b>	<b>51</b>		509,586.67	509,586.67
<b>Total</b>			<u>\$ 130,859.00</u>	<u>\$ 1,273,967.67</u>	<u>\$ 1,273,967.67</u>
<b>Funding Source:</b>	<b>Proposition 51 Bonds/2016-Nov.</b>				

**APPLICATION DATA**

<b>Type of Project:</b>	Elementary School	
<b>Pupils Assigned Under 50 Yrs:</b>	<b>K-6:</b>	97
	<b>7-8:</b>	58
<b>Recommended Acres:</b>	8.4	
<b>Existing Acres:</b>	7.0	

**PROGRAM GRANT DATA**

<b>Accessibility Fire Grant</b>	\$	22,839.00
<b>Base Grant - Under 50Yr</b>	\$	761,306.00
<b>Fire Detection</b>	\$	24,180.00
<b>Project Assistance</b>	\$	4,119.00
<b>Small Size Project</b>	\$	30,452.00
<b>Total State Share (60%)</b>		<u>842,896.00</u>
<b>Applicant Share (40%)</b>		<u>561,930.67</u>
<b>Total Project Cost</b>	\$	<u><u>1,404,826.67</u></u>

**STIPULATED TERMS & NEXT STEPS**

The Applicant is required to submit a signed Grant Agreement pursuant to School Facility Program Regulation Section 1859.90.4 for the project prior to or concurrent with a request for the release of funds.

The Applicant shall ensure that it is in compliance with all applicable laws, regulations and certifications it made on the program forms.

The Applicant is responsible for ensuring that the project is compliant with Prevailing Wage Monitoring and/or Labor Compliance Program requirements at the time construction contracts are executed and/or construction commenced.

This application is placed on the Unfunded List (Lack of AB 55 Loans) pursuant to the Board's action on March 11, 2009. This approval does not constitute a guarantee or commitment of future state funding.

The Applicant qualifies for financial hardship pursuant to School Facility Program Regulation Section 1859.81(c)(4). The Applicant has demonstrated it is financially unable to provide all or a part of the matching funds and is levying the developer fees or equal alternative revenue source justified by law. The Applicant's total bonding capacity as of (as of June 30, 2020) is \$5 million or less.

On May 27, 2020 the Board approved a design Apportionment for 63 (K-6) and 47 (7-8) pupil grants. With this item, the District is increasing its request to 97 (K-6) and 58 (7-8) and the District's Modernization baseline eligibility will be adjusted by a decrease of 34 (K-6) and 11 (7-8) pupil grants upon approval by the Board (please refer to page 138 in this Agenda for the adjustment to project number 57/62109-00-003). This project shall maintain an unfunded approval date of May 26, 2021.

**APPLICANT DATA**

<b>Applicant:</b>	Oakley Union Elementary	<b>PTN:</b>	61762 - 19
<b>Application No:</b>	50/61762-00-011	<b>County:</b>	Contra Costa
<b>School Name:</b>	Summerlake Elementary	<b>Filing Basis:</b>	District-wide

**HISTORY OF PROJECT FUNDING**

	Fund Code	Proposition	Previously Authorized	Authorized This Action	Unfunded Approval This Action
<b>State Share</b>					
New Construction/Add. Grant	951-500	51		\$ 9,751,708.00	\$ 9,751,708.00
New Construction/Add. Grant	055-500	55	\$ 3,096,692.00		
<b>Applicant Share</b>					
District Contribution			15,638.00	9,751,708.00	
Financial Hardship	055-500	55	3,081,054.00		
<b>Total</b>			<b>\$ 6,193,384.00</b>	<b>\$ 19,503,416.00</b>	<b>\$ 9,751,708.00</b>
<b>Funding Sources:</b>	<b>Proposition 55 Bonds/2004-Mar.; Proposition 51 Bonds/2016-Nov.</b>				

**APPLICATION DATA**

<b>Type of Project:</b>	Elementary School
<b>Pupils Assigned:</b>	<b>K-6:</b> 540 <b>7-8:</b> 60 <b>Non-Severe:</b> 13
<b>Number of Classrooms:</b>	25
<b>Addition to Existing Site:</b>	No
<b>Use of Grants 1859.77.3(a):</b>	No
<b>Use of Grants 1859.77.3(b):</b>	Yes
<b>Master Plan Acres:</b>	11.8
<b>Recommended Acres:</b>	11.8
<b>Proposed Acres:</b>	10.08

**PROGRAM GRANT DATA**

<b>2% of Appraised or Actual Value</b>	\$ 95,000.00
<b>Automatic Sprinkler System</b>	\$ 135,424.00
<b>Base Grant</b>	\$ 7,928,983.00
<b>DTSC Fees</b>	\$ 1,267.00
<b>Fire Detection</b>	\$ 9,885.00
<b>General Site</b>	\$ 691,642.00
<b>NC Site Acquisition</b>	\$ 2,375,000.00
<b>Off Site</b>	\$ 283,617.00
<b>Service Site Development</b>	\$ 1,293,427.00
<b>Utilities</b>	\$ 34,155.00
<b>Total State Share (50%)</b>	12,848,400.00
<b>Applicant Share (50%)</b>	12,848,400.00
<b>Total Project Cost</b>	<b>\$ 25,696,800.00</b>

**STIPULATED TERMS & NEXT STEPS**

This application is placed on the Unfunded List (Lack of AB 55 Loans) pursuant to the Board's action on March 11, 2009. This approval does not constitute a guarantee or commitment of future state funding.

The Applicant shall ensure that it is in compliance with all applicable laws, regulations and certifications it made on the program forms.

The Applicant is required to submit a signed Grant Agreement pursuant to School Facility Program Regulation Section 1859.90.4 for the project prior to or concurrent with a request for the release of funds.

The Applicant is responsible for ensuring that the project is compliant with Prevailing Wage Monitoring and/or Labor Compliance Program requirements at the time construction contracts are executed and/or construction commenced.

Financial Hardship - This project had a previous design apportionment. However, the Applicant has sufficient funds to cover its share of the adjusted grant approvals for its projects requesting financial hardship.

**APPLICANT DATA**

<b>Applicant:</b>	Golden Plains Unified	<b>PTN:</b>	75234 - 43
<b>Application No:</b>	57/75234-00-006	<b>County:</b>	Fresno
<b>School Name:</b>	Helm Elementary		

**HISTORY OF PROJECT FUNDING**

	<b>Fund Code</b>	<b>Proposition</b>	<b>Previously Authorized</b>	<b>Authorized This Action</b>	<b>Unfunded Approval This Action</b>
<b>State Share</b>					
<b>Mod/Add. Grant</b>	951-570	51	\$	\$ 317,639.00	\$ 317,639.00
<b>Applicant Share</b>					
<b>District Contribution</b>				211,759.33	
<b>Total</b>			\$ <u>0.00</u>	\$ <u>529,398.33</u>	\$ <u>317,639.00</u>
<b>Funding Source:</b>	Proposition 51 Bonds/2016-Nov.				

**APPLICATION DATA**

<b>Type of Project:</b>	Elementary School	
<b>Pupils Assigned Under 50 Yrs:</b>	<b>K-6:</b>	0
<b>Pupils Assigned Over 50 Yrs:</b>	<b>K-6:</b>	40
<b>Recommended Acres:</b>		6.6
<b>Existing Acres:</b>		8.0

**PROGRAM GRANT DATA**

<b>Accessibility Fire Grant</b>	\$	8,016.00
<b>Base Grant - Over 50Yr</b>	\$	267,200.00
<b>Fire Detection</b>	\$	6,240.00
<b>Project Assistance</b>	\$	4,119.00
<b>Small Size Project</b>	\$	32,064.00
<b>Total State Share (60%)</b>		<u>317,639.00</u>
<b>Applicant Share (40%)</b>		<u>211,759.33</u>
<b>Total Project Cost</b>	\$	<u><u>529,398.33</u></u>

**STIPULATED TERMS & NEXT STEPS**

This application is placed on the Unfunded List (Lack of AB 55 Loans) pursuant to the Board's action on March 11, 2009. This approval does not constitute a guarantee or commitment of future state funding.

The Applicant shall ensure that it is in compliance with all applicable laws, regulations and certifications it made on the program forms.

The Applicant is required to submit a signed Grant Agreement pursuant to School Facility Program Regulation Section 1859.90.4 for the project prior to or concurrent with a request for the release of funds.

The Applicant is responsible for ensuring that the project is compliant with Prevailing Wage Monitoring and/or Labor Compliance Program requirements at the time construction contracts are executed and/or construction commenced.



**APPLICANT DATA**

<b>Applicant:</b>	Sanger Unified	<b>PTN:</b>	62414 - 135
<b>Application No:</b>	50/62414-00-022	<b>County:</b>	Fresno
<b>School Name:</b>	Sanger Educational Complex	<b>Filing Basis:</b>	District-wide

**HISTORY OF PROJECT FUNDING**

	Fund Code	Proposition	Previously Authorized	Authorized This Action	Unfunded Approval This Action
<u>State Share</u>					
NC/Add. Grant	951-500	51	\$	\$ 26,466,372.70	\$ 26,466,372.70
<u>Applicant Share</u>					
District Contribution				26,466,372.70	
<b>Total</b>			<b>\$ 0.00</b>	<b>\$ 52,932,745.40</b>	<b>\$ 26,466,372.70</b>
<b>Funding Source:</b>	<b>Proposition 51 Bonds/2016-Nov.</b>				

**APPLICATION DATA**

<b>Type of Project:</b>	Middle School
<b>Pupils Assigned:</b>	<b>K-6:</b> 250
	<b>7-8:</b> 621
	<b>Non-Severe:</b> 26
<b>Number of Classrooms:</b>	35
<b>Addition to Existing Site:</b>	No
<b>Master Plan Acres:</b>	91.1
<b>Recommended Acres:</b>	15.0
<b>Existing Acres:</b>	0.0
<b>Proposed Acres:</b>	111.95

**PROGRAM GRANT DATA**

<b>2% of Appraised or Actual Value</b>	\$	235,899.77
<b>Automatic Sprinkler System</b>	\$	231,140.00
<b>Base Grant</b>	\$	12,250,082.00
<b>DTSC Fees</b>	\$	19,814.64
<b>Fire Detection</b>	\$	18,590.00
<b>General Site</b>	\$	2,482,777.00
<b>Hazardous Waste Removal</b>	\$	261,249.10
<b>NC New Site Acquisition</b>	\$	5,897,494.19
<b>Off Site</b>	\$	2,400,420.00
<b>Service Site Development</b>	\$	2,532,485.00
<b>Utilities</b>	\$	136,421.00
<b>Total State Share (50%)</b>		26,466,372.70
<b>Applicant Share (50%)</b>		26,466,372.70
<b>Total Project Cost</b>	<b>\$</b>	<b>52,932,745.40</b>

**STIPULATED TERMS & NEXT STEPS**

This application is placed on the Unfunded List (Lack of AB 55 Loans) pursuant to the Board's action on March 11, 2009. This approval does not constitute a guarantee or commitment of future state funding.

The Applicant shall ensure that it is in compliance with all applicable laws, regulations and certifications it made on the program forms.

The Applicant is required to submit a signed Grant Agreement pursuant to School Facility Program Regulation Section 1859.90.4 for the project prior to or concurrent with a request for the release of funds.

The Applicant is responsible for ensuring that the project is compliant with Prevailing Wage Monitoring and/or Labor Compliance Program requirements at the time construction contracts are executed and/or construction commenced.

**APPLICANT DATA**

<b>Applicant:</b>	Hollister Elementary	<b>PTN:</b>	67470 - 18
<b>Application No:</b>	57/67470-00-003	<b>County:</b>	San Benito
<b>School Name:</b>	Rancho San Justo Middle		

**HISTORY OF PROJECT FUNDING**

	<b>Fund Code</b>	<b>Proposition</b>	<b>Previously Authorized</b>	<b>Authorized This Action</b>	<b>Unfunded Approval This Action</b>
<u>State Share</u>					
<b>Mod/Add. Grant</b>	<b>951-570</b>	<b>51</b>	\$	\$ 1,711,661.00	\$ 1,711,661.00
<u>Applicant Share</u>					
<b>District Contribution</b>				1,141,107.33	
<b>Total</b>			\$ <u>0.00</u>	\$ <u>2,852,768.33</u>	\$ <u>1,711,661.00</u>
<b>Funding Source:</b>	<b>Proposition 51 Bonds/2016-Nov.</b>				

**APPLICATION DATA**

**Type of Project:** Middle School

**Pupils Assigned Under 50 Yrs:**

7-8:	238
<b>Non-Severe:</b>	26
<b>Severe:</b>	9

**Recommended Acres:** 20.9

**Existing Acres:** 18.6

**PROGRAM GRANT DATA**

<b>Accessibility Fire Grant</b>	\$	48,442.00
<b>Base Grant - Under 50Yr</b>	\$	1,614,733.00
<b>Fire Detection</b>	\$	48,486.00
<b>Total State Share (60%)</b>		<u>1,711,661.00</u>
<b>Applicant Share (40%)</b>		1,141,107.33
<b>Total Project Cost</b>	\$	<u>2,852,768.33</u>

**STIPULATED TERMS & NEXT STEPS**

The Applicant is required to submit a signed Grant Agreement pursuant to School Facility Program Regulation Section 1859.90.4 for the project prior to or concurrent with a request for the release of funds.

The Applicant shall ensure that it is in compliance with all applicable laws, regulations and certifications it made on the program forms.

The Applicant is responsible for ensuring that the project is compliant with Prevailing Wage Monitoring and/or Labor Compliance Program requirements at the time construction contracts are executed and/or construction commenced.

This application is placed on the Unfunded List (Lack of AB 55 Loans) pursuant to the Board's action on March 11, 2009. This approval does not constitute a guarantee or commitment of future state funding.

**APPLICANT DATA**

<b>Applicant:</b>	Twin Rivers Unified	<b>PTN:</b>	76505 - 98
<b>Application No:</b>	57/76505-00-059	<b>County:</b>	Sacramento
<b>School Name:</b>	Pacific Career Tech High (Aka Larchmont Elem.)		

**HISTORY OF PROJECT FUNDING**

	<b>Fund Code</b>	<b>Proposition</b>	<b>Previously Authorized</b>	<b>Authorized This Action</b>	<b>Unfunded Approval This Action</b>
<u>State Share</u>					
<b>Mod/Add. Grant</b>	<b>951-570</b>	<b>51</b>	<b>\$</b>	<b>\$ 1,404,978.00</b>	<b>\$ 1,404,978.00</b>
<u>Applicant Share</u>					
<b>District Contribution</b>				936,652.00	
<b>Total</b>			<b>\$ 0.00</b>	<b>\$ 2,341,630.00</b>	<b>\$ 1,404,978.00</b>
<b>Funding Source:</b>	<b>Proposition 51 Bonds/2016-Nov.</b>				

**APPLICATION DATA**

**Type of Project:** High School

**Pupils Assigned Under 50 Yrs:**

<b>9-12</b>	12
<b>Non-Severe:</b>	0

**Pupils Assigned Over 50 Yrs:**

<b>9-12</b>	128
<b>Non-Severe:</b>	2

**Recommended Acres:** 23.2

**Existing Acres:** 11.35

**PROGRAM GRANT DATA**

<b>Accessibility Fire Grant</b>	<b>\$</b>	<b>38,763.00</b>
<b>Base Grant - Over 50Yr</b>	<b>\$</b>	<b>1,212,218.00</b>
<b>Base Grant - Under 50Yr</b>	<b>\$</b>	<b>79,896.00</b>
<b>Fire Detection</b>	<b>\$</b>	<b>22,416.00</b>
<b>Small Size Project</b>	<b>\$</b>	<b>51,685.00</b>
<b>Total State Share (60%)</b>		<b>1,404,978.00</b>
<b>Applicant Share (40%)</b>		<b>936,652.00</b>
<b>Total Project Cost</b>	<b>\$</b>	<b>2,341,630.00</b>

**STIPULATED TERMS & NEXT STEPS**

The Applicant is required to submit a signed Grant Agreement pursuant to School Facility Program Regulation Section 1859.90.4 for the project prior to or concurrent with a request for the release of funds.

The Applicant shall ensure that it is in compliance with all applicable laws, regulations and certifications it made on the program forms.

The Applicant is responsible for ensuring that the project is compliant with Prevailing Wage Monitoring and/or Labor Compliance Program requirements at the time construction contracts are executed and/or construction commenced.

This application is placed on the Unfunded List (Lack of AB 55 Loans) pursuant to the Board's action on March 11, 2009. This approval does not constitute a guarantee or commitment of future state funding.

**APPLICANT DATA**

<b>Applicant:</b>	Twin Rivers Unified	<b>PTN:</b>	76505 - 86
<b>Application No:</b>	57/76505-00-060	<b>County:</b>	Sacramento
<b>School Name:</b>	Hazel Strauch Elementary		

**HISTORY OF PROJECT FUNDING**

	<b>Fund Code</b>	<b>Proposition</b>	<b>Previously Authorized</b>	<b>Authorized This Action</b>	<b>Unfunded Approval This Action</b>
<b>State Share</b>					
<b>Mod/Add. Grant</b>	<b>951-570</b>	<b>51</b>	\$	\$ 1,606,105.00	\$ 1,606,105.00
<b>Applicant Share</b>					
<b>District Contribution</b>				1,070,736.67	
<b>Total</b>			\$ <u>0.00</u>	\$ <u>2,676,841.67</u>	\$ <u>1,606,105.00</u>
<b>Funding Source:</b>	<b>Proposition 51 Bonds/2016-Nov.</b>				

**APPLICATION DATA**

<b>Type of Project:</b>	Elementary School	
<b>Pupils Assigned Under 50 Yrs:</b>	<b>K-6:</b>	81
	<b>Non-Severe:</b>	0
<b>Pupils Assigned Over 50 Yrs:</b>	<b>K-6:</b>	173
	<b>Non-Severe:</b>	1
<b>Recommended Acres:</b>	10.5	
<b>Existing Acres:</b>	11.6	

**PROGRAM GRANT DATA**

<b>Accessibility Fire Grant</b>	\$	46,780.00
<b>Base Grant - Over 50Yr</b>	\$	1,169,877.00
<b>Base Grant - Under 50Yr</b>	\$	389,448.00
<b>Total State Share (60%)</b>		<u>1,606,105.00</u>
<b>Applicant Share (40%)</b>		<u>1,070,736.67</u>
<b>Total Project Cost</b>	\$	<u><u>2,676,841.67</u></u>

**STIPULATED TERMS & NEXT STEPS**

The Applicant is required to submit a signed Grant Agreement pursuant to School Facility Program Regulation Section 1859.90.4 for the project prior to or concurrent with a request for the release of funds.

The Applicant shall ensure that it is in compliance with all applicable laws, regulations and certifications it made on the program forms.

The Applicant is responsible for ensuring that the project is compliant with Prevailing Wage Monitoring and/or Labor Compliance Program requirements at the time construction contracts are executed and/or construction commenced.

This application is placed on the Unfunded List (Lack of AB 55 Loans) pursuant to the Board's action on March 11, 2009. This approval does not constitute a guarantee or commitment of future state funding.

**APPLICANT DATA**

<b>Applicant:</b>	Hollister Elementary	<b>PTN:</b>	67470 - 15
<b>Application No:</b>	57/67470-00-004	<b>County:</b>	San Benito
<b>School Name:</b>	Hollister Dual Language Academy		

**HISTORY OF PROJECT FUNDING**

	<b>Fund Code</b>	<b>Proposition</b>	<b>Previously Authorized</b>	<b>Authorized This Action</b>	<b>Unfunded Approval This Action</b>
<b>State Share</b>					
<b>Mod/Add. Grant</b>	<b>951-570</b>	<b>51</b>	\$	\$ 551,258.00	\$ 551,258.00
<b>Applicant Share</b>					
<b>District Contribution</b>				367,505.33	
<b>Total</b>			\$ <u>0.00</u>	\$ <u>918,763.33</u>	\$ <u>551,258.00</u>
<b>Funding Source:</b>	<b>Proposition 51 Bonds/2016-Nov.</b>				

**APPLICATION DATA**

<b>Type of Project:</b>	Elementary School	
<b>Pupils Assigned Under 50 Yrs:</b>	<b>K-6:</b>	104
	<b>7-8:</b>	0
<b>Recommended Acres:</b>	14.7	
<b>Existing Acres:</b>	10.0	

**PROGRAM GRANT DATA**

<b>Accessibility Fire Grant</b>	\$	15,001.00
<b>Base Grant - Under 50Yr</b>	\$	500,032.00
<b>Fire Detection</b>	\$	16,224.00
<b>Small Size Project</b>	\$	20,001.00
<b>Total State Share (60%)</b>		551,258.00
<b>Applicant Share (40%)</b>		367,505.33
<b>Total Project Cost</b>	\$	<u>918,763.33</u>

**STIPULATED TERMS & NEXT STEPS**

The Applicant is required to submit a signed Grant Agreement pursuant to School Facility Program Regulation Section 1859.90.4 for the project prior to or concurrent with a request for the release of funds.

The Applicant shall ensure that it is in compliance with all applicable laws, regulations and certifications it made on the program forms.

The Applicant is responsible for ensuring that the project is compliant with Prevailing Wage Monitoring and/or Labor Compliance Program requirements at the time construction contracts are executed and/or construction commenced.

This application is placed on the Unfunded List (Lack of AB 55 Loans) pursuant to the Board's action on March 11, 2009. This approval does not constitute a guarantee or commitment of future state funding.

**APPLICANT DATA**

<b>Applicant:</b>	Elk Grove Unified	<b>PTN:</b>	67314 - 170
<b>Application No:</b>	57/67314-00-026	<b>County:</b>	Sacramento
<b>School Name:</b>	Union House Elementary		

**HISTORY OF PROJECT FUNDING**

	<b>Fund Code</b>	<b>Proposition</b>	<b>Previously Authorized</b>	<b>Authorized This Action</b>	<b>Unfunded Approval This Action</b>
<u>State Share</u>					
<b>Mod/Add. Grant</b>	<b>951-570</b>	<b>51</b>	\$	\$ 1,519,328.00	\$ 1,519,328.00
<u>Applicant Share</u>					
<b>District Contribution</b>				1,012,885.33	
<b>Total</b>			\$ <u>0.00</u>	\$ <u>2,532,213.33</u>	\$ <u>1,519,328.00</u>
<b>Funding Source:</b>	<b>Proposition 51 Bonds/2016-Nov.</b>				

**APPLICATION DATA**

<b>Type of Project:</b>	Elementary School	
<b>Pupils Assigned Under 50 Yrs:</b>	<b>K-6:</b>	316
<b>Recommended Acres:</b>	14.0	
<b>Existing Acres:</b>	9.72	

**PROGRAM GRANT DATA**

<b>Base Grant - Under 50Yr</b>	\$	1,519,328.00
<b>Total State Share (60%)</b>		1,519,328.00
<b>Applicant Share (40%)</b>		1,012,885.33
<b>Total Project Cost</b>	\$	<u>2,532,213.33</u>

**STIPULATED TERMS & NEXT STEPS**

The Applicant is required to submit a signed Grant Agreement pursuant to School Facility Program Regulation Section 1859.90.4 for the project prior to or concurrent with a request for the release of funds.

The Applicant shall ensure that it is in compliance with all applicable laws, regulations and certifications it made on the program forms.

The Applicant is responsible for ensuring that the project is compliant with Prevailing Wage Monitoring and/or Labor Compliance Program requirements at the time construction contracts are executed and/or construction commenced.

This application is placed on the Unfunded List (Lack of AB 55 Loans) pursuant to the Board's action on March 11, 2009. This approval does not constitute a guarantee or commitment of future state funding.

**APPLICANT DATA**

<b>Applicant:</b>	Tustin Unified	<b>PTN:</b>	73643 - 138
<b>Application No:</b>	57/73643-00-022	<b>County:</b>	Orange
<b>School Name:</b>	Heideman (Robert) Elementary		

**HISTORY OF PROJECT FUNDING**

	<b>Fund Code</b>	<b>Proposition</b>	<b>Previously Authorized</b>	<b>Authorized This Action</b>	<b>Unfunded Approval This Action</b>
<b>State Share</b>					
<b>Mod/Add. Grant</b>	951-570	51	\$	\$ 3,137,213.00	\$ 3,137,213.00
<b>Applicant Share</b>					
<b>District Contribution</b>				2,091,475.33	
<b>Total</b>			\$ <u>0.00</u>	\$ <u>5,228,688.33</u>	\$ <u>3,137,213.00</u>
<b>Funding Source:</b>	Proposition 51 Bonds/2016-Nov.				

**APPLICATION DATA**

<b>Type of Project:</b>	Elementary School	
<b>Pupils Assigned Under 50 Yrs:</b>	<b>K-6:</b>	589
<b>Recommended Acres:</b>	11.2	
<b>Existing Acres:</b>	8.6	

**PROGRAM GRANT DATA**

<b>2 Stop Elevator</b>	\$	128,460.00
<b>Accessibility Fire Grant</b>	\$	84,957.00
<b>Base Grant - Under 50Yr</b>	\$	2,831,912.00
<b>Fire Detection</b>	\$	91,884.00
<b>Total State Share (60%)</b>		3,137,213.00
<b>Applicant Share (40%)</b>		2,091,475.33
<b>Total Project Cost</b>	\$	<u>5,228,688.33</u>

**STIPULATED TERMS & NEXT STEPS**

The Applicant is required to submit a signed Grant Agreement pursuant to School Facility Program Regulation Section 1859.90.4 for the project prior to or concurrent with a request for the release of funds.

The Applicant shall ensure that it is in compliance with all applicable laws, regulations and certifications it made on the program forms.

The Applicant is responsible for ensuring that the project is compliant with Prevailing Wage Monitoring and/or Labor Compliance Program requirements at the time construction contracts are executed and/or construction commenced.

This application is placed on the Unfunded List (Lack of AB 55 Loans) pursuant to the Board's action on March 11, 2009. This approval does not constitute a guarantee or commitment of future state funding.

**APPLICANT DATA**

<b>Applicant:</b>	Visalia Unified	<b>PTN:</b>	72256 - 89
<b>Application No:</b>	50/72256-00-031	<b>County:</b>	Tulare
<b>School Name:</b>	Denton Elementary	<b>Filing Basis:</b>	District-wide

**HISTORY OF PROJECT FUNDING**

	<b>Fund Code</b>	<b>Proposition</b>	<b>Previously Authorized</b>	<b>Authorized This Action</b>	<b>Unfunded Approval This Action</b>
<u>State Share</u>					
<b>NC/Add. Grant</b>	<b>951-500</b>	<b>51</b>	\$	\$ 14,512,476.00	\$ 14,512,476.00
<u>Applicant Share</u>					
<b>District Contribution</b>				14,512,476.00	
<b>Total</b>			\$ <u>0.00</u>	\$ <u>29,024,952.00</u>	\$ <u>14,512,476.00</u>
<b>Funding Source:</b>	<b>Proposition 51 Bonds/2016-Nov.</b>				

**APPLICATION DATA**

<b>Type of Project:</b>	Elementary School
	<b>9-12:</b> 675
<b>Number of Classrooms:</b>	28
<b>Addition to Existing Site:</b>	No
<b>Use of Grants 1859.77.3(a):</b>	No
<b>Use of Grants 1859.77.3(b):</b>	Yes
<b>Master Plan Acres:</b>	13.8
<b>Recommended Acres:</b>	10.2
<b>Proposed Acres:</b>	10.33

**PROGRAM GRANT DATA**

<b>2% of Appraised or Actual Value</b>	\$	25,000.00
<b>Automatic Sprinkler System</b>	\$	176,850.00
<b>Base Grant</b>	\$	11,470,950.00
<b>Fire Detection</b>	\$	22,950.00
<b>General Site</b>	\$	912,568.00
<b>NC Add Site Acquisition</b>	\$	620,000.00
<b>Off Site</b>	\$	157,973.00
<b>Service Site Development</b>	\$	1,034,734.00
<b>Utilities</b>	\$	91,451.00
<b>Total State Share (50%)</b>		14,512,476.00
<b>Applicant Share (50%)</b>		14,512,476.00
<b>Total Project Cost</b>	\$	<u>29,024,952.00</u>

**STIPULATED TERMS & NEXT STEPS**

This application is placed on the Unfunded List (Lack of AB 55 Loans) pursuant to the Board's action on March 11, 2009. This approval does not constitute a guarantee or commitment of future state funding.

The Applicant shall ensure that it is in compliance with all applicable laws, regulations and certifications it made on the program forms.

The Applicant is required to submit a signed Grant Agreement pursuant to School Facility Program Regulation Section 1859.90.4 for the project prior to or concurrent with a request for the release of funds.

The Applicant is responsible for ensuring that the project is compliant with Prevailing Wage Monitoring and/or Labor Compliance Program requirements at the time construction contracts are executed and/or construction commenced.



**APPLICANT DATA**

**Applicant:** Wasco Union Elementary **PTN:** 63842 - 21  
**Application No:** 50/63842-00-005 **County:** Kern  
**School Name:** Palm Avenue Middle (Formerly **Filing Basis:** District-wide

**HISTORY OF PROJECT FUNDING**

	Fund Code	Proposition	Previously Authorized	Authorized This Action	Unfunded Approval This Action
<b>State Share</b>					
NC/Add. Grant	951-500	51	\$	\$ 1,409,442.00	\$ 1,409,442.00
<b>Applicant Share</b>					
<b>District Contribution</b>					
Financial Hardship	951-500	51		1,409,442.00	\$ 1,409,442.00
<b>Total</b>			\$ <u>0.00</u>	\$ <u>2,818,884.00</u>	\$ <u>2,818,884.00</u>
<b>Funding Source:</b>	<b>Proposition 51 Bonds/2016-Nov.</b>				

**APPLICATION DATA**

**Type of Project:** Middle School  
 7-8: 65  
**Number of Classrooms:** 0  
**Addition to Existing Site:** No  
**Use of Grants 1859.77.3(a):** Yes  
**Use of Grants 1859.77.3(b):** No  
**Master Plan Acres:** 15.7  
**Recommended Acres:** 13.3  
**Existing Acres:** 12.53  
**Additional Facilities:** Gym

**PROGRAM GRANT DATA**

<b>Base Grant</b>	\$ 868,140.00
<b>Fire Detection</b>	\$ 1,300.00
<b>Off Site</b>	\$ 16,112.00
<b>Service Site Development</b>	\$ 331,165.00
<b>Small Size Project</b>	\$ 104,177.00
<b>Utilities</b>	\$ 88,548.00
<b>Total State Share (50%)</b>	1,409,442.00
<b>Applicant Share (50%)</b>	1,409,442.00
<b>Total Project Cost</b>	\$ <u>2,818,884.00</u>

**STIPULATED TERMS & NEXT STEPS**

This application is placed on the Unfunded List (Lack of AB 55 Loans) pursuant to the Board's action on March 11, 2009. This approval does not constitute a guarantee or commitment of future state funding.

The Applicant shall ensure that it is in compliance with all applicable laws, regulations and certifications it made on the program forms.

The Applicant is responsible for ensuring that the project is compliant with Prevailing Wage Monitoring and/or Labor Compliance Program requirements at the time construction contracts are executed and/or construction commenced.

The Applicant is required to submit a signed Grant Agreement pursuant to School Facility Program Regulation Section 1859.90.4 for the project prior to or concurrent with a request for the release of funds.

The Applicant qualifies for financial hardship pursuant to School Facility Program Regulation Section 1859.81(c)(1). The Applicant has demonstrated it is financially unable to provide all or a part of the matching funds and is levying the developer fees or equal alternative revenue source justified by law. The Applicant's outstanding bonded indebtedness as of June 30, 2020 is at least 60 percent of its total bonding capacity.

**APPLICANT DATA**

<b>Applicant:</b>	Wasco Union Elementary	<b>PTN:</b>	63842 - 21
<b>Application No:</b>	57/63842-00-004	<b>County:</b>	Kern
<b>School Name:</b>	Palm Avenue Middle (Formerly Elementary)		

**HISTORY OF PROJECT FUNDING**

	<b>Fund Code</b>	<b>Proposition</b>	<b>Previously Authorized</b>	<b>Authorized This Action</b>	<b>Unfunded Approval This Action</b>
<b>State Share</b>					
<b>Mod/Add. Grant</b>	951-570	51	\$	\$ 883,141.00	\$ 883,141.00
<b>Applicant Share</b>					
<b>District Contribution</b>				85,698.00	
<b>Financial Hardship</b>	951-570	51		503,062.67	503,062.67
<b>Total</b>			\$ <u>0.00</u>	\$ <u>1,471,901.67</u>	\$ <u>1,386,203.67</u>
<b>Funding Source:</b>	Proposition 51 Bonds/2016-Nov.				

**APPLICATION DATA**

<b>Type of Project:</b>	Middle School	
<b>Pupils Assigned Under 50 Yrs:</b>	<b>K-6:</b>	139
	<b>Non-Severe:</b>	13
<b>Recommended Acres:</b>	10.2	
<b>Existing Acres:</b>	12.53	

**PROGRAM GRANT DATA**

<b>Accessibility Fire Grant</b>	\$	24,048.00
<b>Base Grant - Under 50Yr</b>	\$	801,601.00
<b>Fire Detection</b>	\$	25,428.00
<b>Small Size Project</b>	\$	32,064.00
<b>Total State Share (60%)</b>		883,141.00
<b>Applicant Share (40%)</b>		588,760.67
<b>Total Project Cost</b>	\$	<u>1,471,901.67</u>

**STIPULATED TERMS & NEXT STEPS**

This application is placed on the Unfunded List (Lack of AB 55 Loans) pursuant to the Board's action on March 11, 2009. This approval does not constitute a guarantee or commitment of future state funding.

The Applicant shall ensure that it is in compliance with all applicable laws, regulations and certifications it made on the program forms.

The Applicant is responsible for ensuring that the project is compliant with Prevailing Wage Monitoring and/or Labor Compliance Program requirements at the time construction contracts are executed and/or construction commenced.

The Applicant is required to submit a signed Grant Agreement pursuant to School Facility Program Regulation Section 1859.90.4 for the project prior to or concurrent with a request for the release of funds.

The Applicant qualifies for financial hardship pursuant to School Facility Program Regulation Section 1859.81(c)(1). The Applicant has demonstrated it is financially unable to provide all or a part of the matching funds and is levying the developer fees or equal alternative revenue source justified by law. The Applicant's outstanding bonded indebtedness as of June 30, 2020 is at least 60 percent of its total bonding capacity.

**APPLICANT DATA**

<b>Applicant:</b>	Grossmont Union High	<b>PTN:</b>	68130 - 227
<b>Application No:</b>	57/68130-00-038	<b>County:</b>	San Diego
<b>School Name:</b>	Valhalla High		

**HISTORY OF PROJECT FUNDING**

	<b>Fund Code</b>	<b>Proposition</b>	<b>Previously Authorized</b>	<b>Authorized This Action</b>	<b>Unfunded Approval This Action</b>
<u>State Share</u>					
<b>Mod/Add. Grant</b>	<b>951-570</b>	<b>51</b>	\$	\$ 463,378.00	\$ 463,378.00
<u>Applicant Share</u>					
<b>District Contribution</b>				308,918.67	
<b>Total</b>			\$ <u>0.00</u>	\$ <u>772,296.67</u>	\$ <u>463,378.00</u>
<b>Funding Source:</b>	<b>Proposition 51 Bonds/2016-Nov.</b>				

**APPLICATION DATA**

**Type of Project:** High School

**Pupils Assigned Under 50 Yrs:**

<b>9-12</b>	57
<b>Severe:</b>	1

**Recommended Acres:** 52.7

**Existing Acres:** 45.0

**PROGRAM GRANT DATA**

<b>Accessibility Fire Grant</b>	\$	11,845.00
<b>Base Grant - Under 50Yr</b>	\$	394,831.00
<b>Fire Detection</b>	\$	9,322.00
<b>Small Size Project</b>	\$	47,380.00
<b>Total State Share (60%)</b>		463,378.00
<b>Applicant Share (40%)</b>		308,918.67
<b>Total Project Cost</b>	\$	<u>772,296.67</u>

**STIPULATED TERMS & NEXT STEPS**

The Applicant is required to submit a signed Grant Agreement pursuant to School Facility Program Regulation Section 1859.90.4 for the project prior to or concurrent with a request for the release of funds.

The Applicant shall ensure that it is in compliance with all applicable laws, regulations and certifications it made on the program forms.

The Applicant is responsible for ensuring that the project is compliant with Prevailing Wage Monitoring and/or Labor Compliance Program requirements at the time construction contracts are executed and/or construction commenced.

This application is placed on the Unfunded List (Lack of AB 55 Loans) pursuant to the Board's action on March 11, 2009. This approval does not constitute a guarantee or commitment of future state funding.

**APPLICANT DATA**

<b>Applicant:</b>	Jurupa Unified	<b>PTN:</b>	67090 - 86
<b>Application No:</b>	57/67090-00-015	<b>County:</b>	Riverside
<b>School Name:</b>	Glen Avon Elementary		

**HISTORY OF PROJECT FUNDING**

	<b>Fund Code</b>	<b>Proposition</b>	<b>Previously Authorized</b>	<b>Authorized This Action</b>	<b>Unfunded Approval This Action</b>
<u>State Share</u>					
<b>Mod/Add. Grant</b>	<b>951-570</b>	<b>51</b>	<b>\$</b>	<b>\$ 3,610,371.00</b>	<b>\$ 3,610,371.00</b>
<u>Applicant Share</u>					
<b>District Contribution</b>				2,406,914.00	
<b>Total</b>			<b>\$ 0.00</b>	<b>\$ 6,017,285.00</b>	<b>\$ 3,610,371.00</b>
<b>Funding Source:</b>	<b>Proposition 51 Bonds/2016-Nov.</b>				

**APPLICATION DATA**

<b>Type of Project:</b>	Elementary School	
<b>Pupils Assigned Under 50 Yrs:</b>	<b>K-6:</b>	577
	<b>7-8:</b>	0
	<b>9-12</b>	0
	<b>Non-Severe:</b>	39
	<b>Severe:</b>	0

**PROGRAM GRANT DATA**

<b>Accessibility Fire Grant</b>	<b>\$</b>	335,044.00
<b>Base Grant - Under 50Yr</b>	<b>\$</b>	3,174,083.00
<b>Fire Detection</b>	<b>\$</b>	101,244.00
<b>Total State Share (60%)</b>		3,610,371.00
<b>Applicant Share (40%)</b>		2,406,914.00
<b>Total Project Cost</b>	<b>\$</b>	<b>6,017,285.00</b>

<b>Recommended Acres:</b>	12.1
<b>Existing Acres:</b>	9.42

**STIPULATED TERMS & NEXT STEPS**

The Applicant shall ensure that it is in compliance with all applicable laws, regulations and certifications it made on the program forms.

The Applicant is required to submit a signed Grant Agreement pursuant to School Facility Program Regulation Section 1859.90.4 for the project prior to or concurrent with a request for the release of funds.

This application is placed on the Unfunded List (Lack of AB 55 Loans) pursuant to the Board's action on March 11, 2009. This approval does not constitute a guarantee or commitment of future state funding.

The Applicant is responsible for ensuring that the project is compliant with Prevailing Wage Monitoring and/or Labor Compliance Program requirements at the time construction contracts are executed and/or construction commenced.

**APPLICANT DATA**

<b>Applicant:</b>	Konocti Unified	<b>PTN:</b>	64022 - 46
<b>Application No:</b>	57/64022-00-012	<b>County:</b>	Lake
<b>School Name:</b>	Konocti Education Center (Aka Oak Hill Ms)		

**HISTORY OF PROJECT FUNDING**

	<b>Fund Code</b>	<b>Proposition</b>	<b>Previously Authorized</b>	<b>Authorized This Action</b>	<b>Unfunded Approval This Action</b>
<u>State Share</u>					
<b>Mod/Add. Grant</b>	<b>951-570</b>	<b>51</b>	\$	\$ 839,811.00	\$ 839,811.00
<u>Applicant Share</u>					
<b>District Contribution</b>				559,874.00	
<b>Total</b>			\$ <u>0.00</u>	\$ <u>1,399,685.00</u>	\$ <u>839,811.00</u>
<b>Funding Source:</b>	<b>Proposition 51 Bonds/2016-Nov.</b>				

**APPLICATION DATA**

**Type of Project:**

**Pupils Assigned Under 50 Yrs:**

7-8: 147

**Recommended Acres:** 9.21

**Existing Acres:** 10.72

**PROGRAM GRANT DATA**

<b>Accessibility Fire Grant</b>	\$	22,425.00
<b>Base Grant - Under 50Yr</b>	\$	747,495.00
<b>Geographic Location</b>	\$	39,991.00
<b>Small Size Project</b>	\$	29,900.00
<b>Total State Share (60%)</b>		839,811.00
<b>Applicant Share (40%)</b>		559,874.00
<b>Total Project Cost</b>	\$	<u>1,399,685.00</u>

**STIPULATED TERMS & NEXT STEPS**

The Applicant is required to submit a signed Grant Agreement pursuant to School Facility Program Regulation Section 1859.90.4 for the project prior to or concurrent with a request for the release of funds.

The Applicant shall ensure that it is in compliance with all applicable laws, regulations and certifications it made on the program forms.

The Applicant is responsible for ensuring that the project is compliant with Prevailing Wage Monitoring and/or Labor Compliance Program requirements at the time construction contracts are executed and/or construction commenced.

This application is placed on the Unfunded List (Lack of AB 55 Loans) pursuant to the Board's action on March 11, 2009. This approval does not constitute a guarantee or commitment of future state funding.

**APPLICANT DATA**

<b>Applicant:</b>	Los Angeles Unified	<b>PTN:</b>	64733 - 5193
<b>Application No:</b>	57/64733-00-691	<b>County:</b>	Los Angeles
<b>School Name:</b>	Maclay (Charles) Junior High		

**HISTORY OF PROJECT FUNDING**

	<b>Fund Code</b>	<b>Proposition</b>	<b>Previously Authorized</b>	<b>Authorized This Action</b>	<b>Unfunded Approval This Action</b>
<b>State Share</b>					
<b>Mod/Add. Grant</b>	<b>951-570</b>	<b>51</b>	\$	\$ 2,998,103.00	\$ 2,998,103.00
<b>Applicant Share</b>					
<b>District Contribution</b>				1,998,735.33	
<b>Total</b>			\$ <u>0.00</u>	\$ <u>4,996,838.33</u>	\$ <u>2,998,103.00</u>
<b>Funding Source:</b>	<b>Proposition 51 Bonds/2016-Nov.</b>				

**APPLICATION DATA**

**Type of Project:** Middle School

**Pupils Assigned Under 50 Yrs:**

7-8: 0

**Pupils Assigned Over 50 Yrs:**

7-8: 412

**Recommended Acres:** 11.9

**Existing Acres:** 17.8

**PROGRAM GRANT DATA**

<b>Accessibility Fire Grant</b>	\$	87,323.00
<b>Base Grant - Over 50Yr</b>	\$	2,910,780.00
<b>Total State Share (60%)</b>		<u>2,998,103.00</u>
<b>Applicant Share (40%)</b>		<u>1,998,735.33</u>
<b>Total Project Cost</b>	\$	<u><u>4,996,838.33</u></u>

**STIPULATED TERMS & NEXT STEPS**

This application is placed on the Unfunded List (Lack of AB 55 Loans) pursuant to the Board's action on March 11, 2009. This approval does not constitute a guarantee or commitment of future state funding.

The Applicant shall ensure that it is in compliance with all applicable laws, regulations and certifications it made on the program forms.

The Applicant is required to submit a signed Grant Agreement pursuant to School Facility Program Regulation Section 1859.90.4 for the project prior to or concurrent with a request for the release of funds.

The Applicant is responsible for ensuring that the project is compliant with Prevailing Wage Monitoring and/or Labor Compliance Program requirements at the time construction contracts are executed and/or construction commenced.

<b>APPLICANT DATA</b>
-----------------------

<b>Applicant:</b>	Los Angeles Unified	<b>PTN:</b>	64733 - 3033
<b>Application No:</b>	57/64733-00-692	<b>County:</b>	Los Angeles
<b>School Name:</b>	Forty-Ninth Street Elementary		

<b>HISTORY OF PROJECT FUNDING</b>
-----------------------------------

	Fund Code	Proposition	Previously Authorized	Authorized This Action	Unfunded Approval This Action
<b>State Share</b>					
<b>Mod/Add. Grant</b>	951-570	51	\$	\$ 542,023.00	\$ 542,023.00
<b>Applicant Share</b>					
<b>District Contribution</b>				361,348.67	
<b>Total</b>			\$	\$ 903,371.67	\$ 542,023.00
<b>Funding Source:</b>	Proposition 51 Bonds/2016-Nov.				

<b>APPLICATION DATA</b>
-------------------------

<b>Type of Project:</b>	Elementary School	
<b>Pupils Assigned Under 50 Yrs:</b>	K-6:	82
<b>Pupils Assigned Over 50 Yrs:</b>	K-6:	19
<b>Recommended Acres:</b>	13.0	
<b>Existing Acres:</b>	5.7	

<b>PROGRAM GRANT DATA</b>
---------------------------

<b>Base Grant - Over 50Yr</b>	\$	126,920.00
<b>Base Grant - Under 50Yr</b>	\$	394,256.00
<b>Small Size Project</b>	\$	20,847.00
<b>Total State Share (60%)</b>		542,023.00
<b>Applicant Share (40%)</b>		361,348.67
<b>Total Project Cost</b>	\$	903,371.67

<b>STIPULATED TERMS &amp; NEXT STEPS</b>
--

This application is placed on the Unfunded List (Lack of AB 55 Loans) pursuant to the Board's action on March 11, 2009. This approval does not constitute a guarantee or commitment of future state funding.

The Applicant shall ensure that it is in compliance with all applicable laws, regulations and certifications it made on the program forms.

The Applicant is required to submit a signed Grant Agreement pursuant to School Facility Program Regulation Section 1859.90.4 for the project prior to or concurrent with a request for the release of funds.

The Applicant is responsible for ensuring that the project is compliant with Prevailing Wage Monitoring and/or Labor Compliance Program requirements at the time construction contracts are executed and/or construction commenced.

**APPLICANT DATA**

<b>Applicant:</b>	Los Angeles Unified	<b>PTN:</b>	64733 - 5400
<b>Application No:</b>	57/64733-00-694	<b>County:</b>	Los Angeles
<b>School Name:</b>	Los Angeles Senior High		

**HISTORY OF PROJECT FUNDING**

	<b>Fund Code</b>	<b>Proposition</b>	<b>Previously Authorized</b>	<b>Authorized This Action</b>	<b>Unfunded Approval This Action</b>
<u>State Share</u>					
<b>Mod/Add. Grant</b>	<b>951-570</b>	<b>51</b>	<b>\$</b>	<b>\$ 4,481,518.00</b>	<b>\$ 4,481,518.00</b>
<u>Applicant Share</u>					
<b>District Contribution</b>				<b>2,987,678.67</b>	
<b>Total</b>			<b>\$ 0.00</b>	<b>\$ 7,469,196.67</b>	<b>\$ 4,481,518.00</b>
<b>Funding Source:</b>	<b>Proposition 51 Bonds/2016-Nov.</b>				

**APPLICATION DATA**

**Type of Project:** High School

**Pupils Assigned Under 50 Yrs:**

	<b>9-12</b>	<b>0</b>
--	-------------	----------

**Pupils Assigned Over 50 Yrs:**

	<b>9-12</b>	<b>392</b>
--	-------------	------------

**Recommended Acres:** 38.6

**Existing Acres:** 18.6

**PROGRAM GRANT DATA**

<b>Accessibility Fire Grant</b>	<b>\$</b>	<b>108,756.00</b>
<b>Base Grant - Over 50Yr</b>	<b>\$</b>	<b>3,625,216.00</b>
<b>Fire Detection</b>	<b>\$</b>	<b>61,152.00</b>
<b>Urban / Security / Impacted Site</b>	<b>\$</b>	<b>686,394.00</b>
<b>Total State Share (60%)</b>		<b>4,481,518.00</b>
<b>Applicant Share (40%)</b>		<b>2,987,678.67</b>
<b>Total Project Cost</b>	<b>\$</b>	<b>7,469,196.67</b>

**STIPULATED TERMS & NEXT STEPS**

This application is placed on the Unfunded List (Lack of AB 55 Loans) pursuant to the Board's action on March 11, 2009. This approval does not constitute a guarantee or commitment of future state funding.

The Applicant shall ensure that it is in compliance with all applicable laws, regulations and certifications it made on the program forms.

The Applicant is required to submit a signed Grant Agreement pursuant to School Facility Program Regulation Section 1859.90.4 for the project prior to or concurrent with a request for the release of funds.

The Applicant is responsible for ensuring that the project is compliant with Prevailing Wage Monitoring and/or Labor Compliance Program requirements at the time construction contracts are executed and/or construction commenced.





**APPLICANT DATA**

<b>Applicant:</b>	Morgan Hill Unified	<b>PTN:</b>	69583 - 92
<b>Application No:</b>	57/69583-00-012	<b>County:</b>	Santa Clara
<b>School Name:</b>	Paradise Valley Elementary		

**HISTORY OF PROJECT FUNDING**

	<b>Fund Code</b>	<b>Proposition</b>	<b>Previously Authorized</b>	<b>Authorized This Action</b>	<b>Unfunded Approval This Action</b>
<b>State Share</b>					
<b>Mod/Add. Grant</b>	<b>951-570</b>	<b>51</b>	\$	\$ 2,386,180.00	\$ 2,386,180.00
<b>Applicant Share</b>					
<b>District Contribution</b>				1,590,786.67	
<b>Total</b>			\$ <u>0.00</u>	\$ <u>3,976,966.67</u>	\$ <u>2,386,180.00</u>
<b>Funding Source:</b>	<b>Proposition 51 Bonds/2016-Nov</b>				

**APPLICATION DATA**

<b>Type of Project:</b>	Elementary School	
<b>Pupils Assigned Under 50 Yrs:</b>	<b>K-6:</b>	465
	<b>Non-Severe:</b>	1
<b>Recommended Acres:</b>	9.9	
<b>Existing Acres:</b>	8.0	

**PROGRAM GRANT DATA**

<b>Accessibility Fire Grant</b>	\$	67,379.00
<b>Base Grant - Under 50Yr</b>	\$	2,245,973.00
<b>Fire Detection</b>	\$	72,828.00
<b>Total State Share (60%)</b>		<u>2,386,180.00</u>
<b>Applicant Share (40%)</b>		1,590,786.67
<b>Total Project Cost</b>	\$	<u><u>3,976,966.67</u></u>

**STIPULATED TERMS & NEXT STEPS**

The Applicant is required to submit a signed Grant Agreement pursuant to School Facility Program Regulation Section 1859.90.4 for the project prior to or concurrent with a request for the release of funds.

The Applicant shall ensure that it is in compliance with all applicable laws, regulations and certifications it made on the program forms.

The Applicant is responsible for ensuring that the project is compliant with Prevailing Wage Monitoring and/or Labor Compliance Program requirements at the time construction contracts are executed and/or construction commenced.

This application is placed on the Unfunded List (Lack of AB 55 Loans) pursuant to the Board's action on March 11, 2009. This approval does not constitute a guarantee or commitment of future state funding.

**APPLICANT DATA**

<b>Applicant:</b>	Morgan Hill Unified	<b>PTN:</b>	69583 - 91
<b>Application No:</b>	57/69583-00-013	<b>County:</b>	Santa Clara
<b>School Name:</b>	Paradise Valley Elementary		

**HISTORY OF PROJECT FUNDING**

	<b>Fund Code</b>	<b>Proposition</b>	<b>Previously Authorized</b>	<b>Authorized This Action</b>	<b>Unfunded Approval This Action</b>
<b>State Share</b>					
<b>Mod/Add. Grant</b>	<b>951-570</b>	<b>51</b>	\$	\$ 670,421.00	\$ 670,421.00
<b>Applicant Share</b>					
<b>District Contribution</b>				446,947.33	
<b>Total</b>			\$ <u>0.00</u>	\$ <u>1,117,368.33</u>	\$ <u>670,421.00</u>
<b>Funding Source:</b>	<b>Proposition 51 Bonds/2016-Nov.</b>				

**APPLICATION DATA**

<b>Type of Project:</b>	Elementary School	
<b>Pupils Assigned Under 50 Yrs:</b>	<b>K-6:</b>	84
	<b>Non-Severe:</b>	20
<b>Recommended Acres:</b>	9.9	
<b>Existing Acres:</b>	8.0	

**PROGRAM GRANT DATA**

<b>Accessibility Fire Grant</b>	\$	18,268.00
<b>Base Grant - Under 50Yr</b>	\$	608,932.00
<b>Fire Detection</b>	\$	18,864.00
<b>Small Size Project</b>	\$	24,357.00
<b>Total State Share (60%)</b>		<u>670,421.00</u>
<b>Applicant Share (40%)</b>		446,947.33
<b>Total Project Cost</b>	\$	<u>1,117,368.33</u>

**STIPULATED TERMS & NEXT STEPS**

The Applicant is required to submit a signed Grant Agreement pursuant to School Facility Program Regulation Section 1859.90.4 for the project prior to or concurrent with a request for the release of funds.

The Applicant shall ensure that it is in compliance with all applicable laws, regulations and certifications it made on the program forms.

The Applicant is responsible for ensuring that the project is compliant with Prevailing Wage Monitoring and/or Labor Compliance Program requirements at the time construction contracts are executed and/or construction commenced.

This application is placed on the Unfunded List (Lack of AB 55 Loans) pursuant to the Board's action on March 11, 2009. This approval does not constitute a guarantee or commitment of future state funding.

**APPLICANT DATA**

<b>Applicant:</b>	Round Valley Unified	<b>PTN:</b>	65607 - 8
<b>Application No:</b>	57/65607-00-002	<b>County:</b>	Mendocino
<b>School Name:</b>	Round Valley Elementary		

**HISTORY OF PROJECT FUNDING**

	<b>Fund Code</b>	<b>Proposition</b>	<b>Previously Authorized</b>	<b>Authorized This Action</b>	<b>Unfunded Approval This Action</b>
<u>State Share</u>					
<b>Mod/Add. Grant</b>	<b>951-570</b>	<b>51</b>	\$	\$ 485,608.00	\$ 485,608.00
<u>Applicant Share</u>					
<b>District Contribution</b>				323,738.67	
<b>Total</b>			\$	\$ <u>809,346.67</u>	\$ <u>485,608.00</u>
<b>Funding Source:</b>	<b>Proposition 51 Bonds/2016-Nov.</b>				

**APPLICATION DATA**

**Type of Project:** Elementary School

**Pupils Assigned Under 50 Yrs:**

<b>K-6:</b>	101
<b>7-8:</b>	0
<b>9-12:</b>	0
<b>Non-Severe:</b>	0
<b>Severe:</b>	0

**Recommended Acres:** 6.8

**Existing Acres:** 14.24

**PROGRAM GRANT DATA**

<b>Base Grant - Under 50Yr</b>	\$	485,608.00
<b>Total State Share (60%)</b>		485,608.00
<b>Applicant Share (40%)</b>		323,738.67
<b>Total Project Cost</b>	\$	<u>809,346.67</u>

**STIPULATED TERMS & NEXT STEPS**

The Applicant is required to submit a signed Grant Agreement pursuant to School Facility Program Regulation Section 1859.90.4 for the project prior to or concurrent with a request for the release of funds.

The Applicant shall ensure that it is in compliance with all applicable laws, regulations and certifications it made on the program forms.

The Applicant is responsible for ensuring that the project is compliant with Prevailing Wage Monitoring and/or Labor Compliance Program requirements at the time construction contracts are executed and/or construction commenced.

This application is placed on the Unfunded List (Lack of AB 55 Loans) pursuant to the Board's action on March 11, 2009. This approval does not constitute a guarantee or commitment of future state funding.

**APPLICANT DATA**

<b>Applicant:</b>	San Dieguito Union High	<b>PTN:</b>	68346 - 79
<b>Application No:</b>	57/68346-00-007	<b>County:</b>	San Diego
<b>School Name:</b>	Torrey Pines High		

**HISTORY OF PROJECT FUNDING**

	<b>Fund Code</b>	<b>Proposition</b>	<b>Previously Authorized</b>	<b>Authorized This Action</b>	<b>Unfunded Approval This Action</b>
<u>State Share</u>					
<b>Mod/Add. Grant</b>	<b>951-570</b>	<b>51</b>	\$	\$ 13,512,495.00	\$ 13,512,495.00
<u>Applicant Share</u>					
<b>District Contribution</b>				9,008,330.00	
<b>Total</b>			\$	\$ <u>22,520,825.00</u>	\$ <u>13,512,495.00</u>
<b>Funding Source:</b>	<b>Proposition 51 Bonds/2016-Nov.</b>				

**APPLICATION DATA**

**Type of Project:** High School

**Pupils Assigned Under 50 Yrs:**

<b>9-12</b>	1777
<b>Non-Severe:</b>	46
<b>Severe:</b>	26

**PROGRAM GRANT DATA**

<b>2 Stop Elevator</b>	\$	128,460.00
<b>Accessibility Fire Grant</b>	\$	381,041.00
<b>Base Grant - Under 50Yr</b>	\$	12,701,354.00
<b>Fire Detection</b>	\$	301,640.00
<b>Total State Share (60%)</b>		<u>13,512,495.00</u>
<b>Applicant Share (40%)</b>		9,008,330.00
<b>Total Project Cost</b>	\$	<u>22,520,825.00</u>

**Recommended Acres:** 60.3

**Existing Acres:** 50.0

**STIPULATED TERMS & NEXT STEPS**

The Applicant is required to submit a signed Grant Agreement pursuant to School Facility Program Regulation Section 1859.90.4 for the project prior to or concurrent with a request for the release of funds.

The Applicant shall ensure that it is in compliance with all applicable laws, regulations and certifications it made on the program forms.

The Applicant is responsible for ensuring that the project is compliant with Prevailing Wage Monitoring and/or Labor Compliance Program requirements at the time construction contracts are executed and/or construction commenced.

This application is placed on the Unfunded List (Lack of AB 55 Loans) pursuant to the Board's action on March 11, 2009. This approval does not constitute a guarantee or commitment of future state funding.

**APPLICANT DATA**

<b>Applicant:</b>	Oxnard Elementary	<b>PTN:</b>	72538 - 77
<b>Application No:</b>	57/72538-00-028	<b>County:</b>	Ventura
<b>School Name:</b>	Lemonwood Elementary		

**HISTORY OF PROJECT FUNDING**

	<b>Fund Code</b>	<b>Proposition</b>	<b>Previously Authorized</b>	<b>Authorized This Action</b>	<b>Unfunded Approval This Action</b>
<b>State Share</b>					
<b>Mod/Add. Grant</b>	951-570	51	\$	\$ 1,080,711.00	\$ 1,080,711.00
<b>Applicant Share</b>					
<b>District Contribution</b>				720,474.00	
<b>Total</b>			\$ <u>0.00</u>	\$ <u>1,801,185.00</u>	\$ <u>1,080,711.00</u>
<b>Funding Source:</b>	Proposition 51 Bonds/2016-Nov.				

**APPLICATION DATA**

<b>Type of Project:</b>	Elementary School	
<b>Pupils Assigned Under 50 Yrs:</b>	<b>K-6:</b>	175
<b>Recommended Acres:</b>		18.8
<b>Existing Acres:</b>		9.87

**PROGRAM GRANT DATA**

<b>Accessibility Fire Grant</b>	\$	25,242.00
<b>Base Grant - Under 50Yr</b>	\$	841,400.00
<b>Fire Detection</b>	\$	27,300.00
<b>Small Size Project</b>	\$	33,656.00
<b>Urban / Security / Impacted Site</b>	\$	153,113.00
<b>Total State Share (60%)</b>		<u>1,080,711.00</u>
<b>Applicant Share (40%)</b>		<u>720,474.00</u>
<b>Total Project Cost</b>	\$	<u>1,801,185.00</u>

**STIPULATED TERMS & NEXT STEPS**

The Applicant is required to submit a signed Grant Agreement pursuant to School Facility Program Regulation Section 1859.90.4 for the project prior to or concurrent with a request for the release of funds.

The Applicant shall ensure that it is in compliance with all applicable laws, regulations and certifications it made on the program forms.

The Applicant is responsible for ensuring that the project is compliant with Prevailing Wage Monitoring and/or Labor Compliance Program requirements at the time construction contracts are executed and/or construction commenced.

This application is placed on the Unfunded List (Lack of AB 55 Loans) pursuant to the Board's action on March 11, 2009. This approval does not constitute a guarantee or commitment of future state funding.

**APPLICANT DATA**

<b>Applicant:</b>	Elk Grove Unified	<b>PTN:</b>	67314 - 178
<b>Application No:</b>	57/67314-00-027	<b>County:</b>	Sacramento
<b>School Name:</b>	Reith (John) Elementary		

**HISTORY OF PROJECT FUNDING**

	<b>Fund Code</b>	<b>Proposition</b>	<b>Previously Authorized</b>	<b>Authorized This Action</b>	<b>Unfunded Approval This Action</b>
<u>State Share</u>					
<b>Mod/Add. Grant</b>	<b>951-570</b>	<b>51</b>	\$	\$ 2,035,371.00	\$ 2,035,371.00
<u>Applicant Share</u>					
<b>District Contribution</b>				1,356,914.00	
<b>Total</b>			\$ <u>0.00</u>	\$ <u>3,392,285.00</u>	\$ <u>2,035,371.00</u>
<b>Funding Source:</b>	<b>Proposition 51 Bonds/2016-Nov.</b>				

**APPLICATION DATA**

<b>Type of Project:</b>	Elementary School	
<b>Pupils Assigned Under 50 Yrs:</b>	<b>K-6:</b>	411
<b>Recommended Acres:</b>	9.9	
<b>Existing Acres:</b>	7.2	

**PROGRAM GRANT DATA**

<b>Accessibility Fire Grant</b>	\$	59,283.00
<b>Base Grant - Under 50Yr</b>	\$	1,976,088.00
<b>Total State Share (60%)</b>		<u>2,035,371.00</u>
<b>Applicant Share (40%)</b>		1,356,914.00
<b>Total Project Cost</b>	\$	<u><u>3,392,285.00</u></u>

**STIPULATED TERMS & NEXT STEPS**

The Applicant is required to submit a signed Grant Agreement pursuant to School Facility Program Regulation Section 1859.90.4 for the project prior to or concurrent with a request for the release of funds.

The Applicant shall ensure that it is in compliance with all applicable laws, regulations and certifications it made on the program forms.

The Applicant is responsible for ensuring that the project is compliant with Prevailing Wage Monitoring and/or Labor Compliance Program requirements at the time construction contracts are executed and/or construction commenced.

This application is placed on the Unfunded List (Lack of AB 55 Loans) pursuant to the Board's action on March 11, 2009. This approval does not constitute a guarantee or commitment of future state funding.

**APPLICANT DATA**

<b>Applicant:</b>	Los Angeles Unified	<b>PTN:</b>	64733 - 4439
<b>Application No:</b>	57/64733-21-036	<b>County:</b>	Los Angeles
<b>School Name:</b>	Emerson (Ralph Waldo) Junior High		

**HISTORY OF PROJECT FUNDING**

	<b>Fund Code</b>	<b>Proposition</b>	<b>Previously Authorized</b>	<b>Authorized This Action</b>	<b>Unfunded Approval This Action</b>
<u>State Share</u>					
<b>Mod/Add. Grant</b>	<b>951-570</b>	<b>51</b>	<b>\$</b>	<b>\$ 1,126,373.00</b>	<b>\$ 1,126,373.00</b>
<u>Applicant Share</u>					
<b>District Contribution</b>				750,915.33	
<b>Total</b>			<b>\$ 0.00</b>	<b>\$ 1,877,288.33</b>	<b>\$ 1,126,373.00</b>
<b>Funding Source:</b>	<b>Proposition 51 Bonds/2016-Nov.</b>				

**APPLICATION DATA**

**Type of Project:** Middle School

**Pupils Assigned Under 50 Yrs:**

7-8:	0
------	---

**Pupils Assigned Over 50 Yrs:**

7-8:	149
------	-----

**Recommended Acres:** 11.9

**Existing Acres:** 8.7

**PROGRAM GRANT DATA**

<b>Accessibility Fire Grant</b>	<b>\$</b>	<b>31,581.00</b>
<b>Base Grant - Over 50Yr</b>	<b>\$</b>	<b>1,052,685.00</b>
<b>Small Size Project</b>	<b>\$</b>	<b>42,107.00</b>
<b>Total State Share (60%)</b>		<b>1,126,373.00</b>
<b>Applicant Share (40%)</b>		<b>750,915.33</b>
<b>Total Project Cost</b>	<b>\$</b>	<b>1,877,288.33</b>

**STIPULATED TERMS & NEXT STEPS**

This application is placed on the Unfunded List (Lack of AB 55 Loans) pursuant to the Board's action on March 11, 2009. This approval does not constitute a guarantee or commitment of future state funding.

The Applicant is responsible for ensuring that the project is compliant with Prevailing Wage Monitoring and/or Labor Compliance Program requirements at the time construction contracts are executed and/or construction commenced.

The Applicant shall ensure that it is in compliance with all applicable laws, regulations and certifications it made on the program forms.

The Applicant is required to submit a signed Grant Agreement pursuant to School Facility Program Regulation Section 1859.90.4 for the project prior to or concurrent with a request for the release of funds.



**APPLICANT DATA**

<b>Applicant:</b>	Los Angeles Unified	<b>PTN:</b>	64733 - 3741
<b>Application No:</b>	57/64733-22-014	<b>County:</b>	Los Angeles
<b>School Name:</b>	North Hollywood Senior High		

**HISTORY OF PROJECT FUNDING**

	<b>Fund Code</b>	<b>Proposition</b>	<b>Previously Authorized</b>	<b>Authorized This Action</b>	<b>Unfunded Approval This Action</b>
<u>State Share</u>					
<b>Mod/Add. Grant</b>	<b>951-570</b>	<b>51</b>	<b>\$</b>	<b>\$ 3,573,834.00</b>	<b>\$ 3,573,834.00</b>
<u>Applicant Share</u>					
<b>District Contribution</b>				2,382,556.00	
<b>Total</b>			<b>\$ 0.00</b>	<b>\$ 5,956,390.00</b>	<b>\$ 3,573,834.00</b>
<b>Funding Source:</b>	<b>Proposition 51 Bonds/2016-Nov.</b>				

**APPLICATION DATA**

**Type of Project:** High School

**Pupils Assigned Under 50 Yrs:**

9-12	5
<b>Non-Severe:</b>	0
<b>Severe:</b>	0

**Pupils Assigned Over 50 Yrs:**

9-12	205
<b>Non-Severe:</b>	47
<b>Severe:</b>	13

**Recommended Acres:** 60.3

**Existing Acres:** 25.1

**PROGRAM GRANT DATA**

<b>Accessibility Fire Grant</b>	<b>\$</b>	86,252.00
<b>Base Grant - Over 50Yr</b>	<b>\$</b>	2,841,762.00
<b>Base Grant - Under 50Yr</b>	<b>\$</b>	33,290.00
<b>Prevailing Wage Monitoring</b>	<b>\$</b>	5,353.00
<b>Urban / Security / Impacted Site</b>	<b>\$</b>	607,177.00
<b>Total State Share (60%)</b>		3,573,834.00
<b>Applicant Share (40%)</b>		2,382,556.00
<b>Total Project Cost</b>	<b>\$</b>	<b>5,956,390.00</b>

**STIPULATED TERMS & NEXT STEPS**

This application is placed on the Unfunded List (Lack of AB 55 Loans) pursuant to the Board's action on March 11, 2009. This approval does not constitute a guarantee or commitment of future state funding.

The Applicant shall ensure that it is in compliance with all applicable laws, regulations and certifications it made on the program forms.

The Applicant is responsible for ensuring that the project is compliant with Prevailing Wage Monitoring and/or Labor Compliance Program requirements at the time construction contracts are executed and/or construction commenced.

The Applicant is required to submit a signed Grant Agreement pursuant to School Facility Program Regulation Section 1859.90.4 for the project prior to or concurrent with a request for the release of funds.

**APPLICANT DATA**

<b>Applicant:</b>	Atascadero Unified	<b>PTN:</b>	68700 - 33
<b>Application No:</b>	57/68700-00-007	<b>County:</b>	San Luis Obispo
<b>School Name:</b>	Santa Margarita Elementary		

**HISTORY OF PROJECT FUNDING**

	<b>Fund Code</b>	<b>Proposition</b>	<b>Previously Authorized</b>	<b>Authorized This Action</b>	<b>Unfunded Approval This Action</b>
<u>State Share</u>					
<b>Mod/Add. Grant</b>	<b>951-570</b>	<b>51</b>	\$	\$ 2,230,903.00	\$ 2,230,903.00
<u>Applicant Share</u>					
<b>District Contribution</b>				1,487,268.67	
<b>Total</b>			\$ <u>0.00</u>	\$ <u>3,718,171.67</u>	\$ <u>2,230,903.00</u>
<b>Funding Source:</b>	<b>Proposition 51 Bonds/2016-Nov.</b>				

**APPLICATION DATA**

**Type of Project:** Elementary School

**Pupils Assigned Under 50 Yrs:**

<b>K-6:</b>	310
<b>7-8:</b>	0
<b>9-12</b>	0
<b>Non-Severe:</b>	0
<b>Severe:</b>	0

**Pupils Assigned Over 50 Yrs:**

<b>K-6:</b>	92
<b>7-8:</b>	0
<b>9-12</b>	0
<b>Non-Severe:</b>	0
<b>Severe:</b>	0

**PROGRAM GRANT DATA**

<b>Accessibility Fire Grant</b>	\$	63,151.00
<b>Base Grant - Over 50Yr</b>	\$	614,560.00
<b>Base Grant - Under 50Yr</b>	\$	1,490,480.00
<b>Fire Detection</b>	\$	62,712.00
<b>Total State Share (60%)</b>		<u>2,230,903.00</u>
<b>Applicant Share (40%)</b>		1,487,268.67
<b>Total Project Cost</b>	\$	<u>3,718,171.67</u>

**Recommended Acres:** 5.7

**Existing Acres:** 12.41

**STIPULATED TERMS & NEXT STEPS**

The Applicant is required to submit a signed Grant Agreement pursuant to School Facility Program Regulation Section 1859.90.4 for the project prior to or concurrent with a request for the release of funds.

The Applicant shall ensure that it is in compliance with all applicable laws, regulations and certifications it made on the program forms.

The Applicant is responsible for ensuring that the project is compliant with Prevailing Wage Monitoring and/or Labor Compliance Program requirements at the time construction contracts are executed and/or construction commenced.

This application is placed on the Unfunded List (Lack of AB 55 Loans) pursuant to the Board's action on March 11, 2009. This approval does not constitute a guarantee or commitment of future state funding.

**APPLICANT DATA**

<b>Applicant:</b>	Hollister Elementary	<b>PTN:</b>	67470 - 16
<b>Application No:</b>	57/67470-00-005	<b>County:</b>	San Benito
<b>School Name:</b>	R. O. Hardin Elementary		

**HISTORY OF PROJECT FUNDING**

	<b>Fund Code</b>	<b>Proposition</b>	<b>Previously Authorized</b>	<b>Authorized This Action</b>	<b>Unfunded Approval This Action</b>
<b>State Share</b>					
<b>Mod/Add. Grant</b>	951-570	51	\$	\$ 4,189,160.00	\$ 4,189,160.00
<b>Applicant Share</b>					
<b>District Contribution</b>				2,792,773.33	
<b>Total</b>			\$ <u>0.00</u>	\$ <u>6,981,933.33</u>	\$ <u>4,189,160.00</u>
<b>Funding Source:</b>	Proposition 51 Bonds/2016-Nov.				

**APPLICATION DATA**

<b>Type of Project:</b>	Elementary School	
<b>Pupils Assigned Under 50 Yrs:</b>	<b>K-6:</b>	335
<b>Pupils Assigned Over 50 Yrs:</b>	<b>K-6:</b>	386
<b>Recommended Acres:</b>	9.6	
<b>Existing Acres:</b>	15.0	

**PROGRAM GRANT DATA**

<b>Base Grant - Over 50Yr</b>	\$	2,578,480.00
<b>Base Grant - Under 50Yr</b>	\$	1,610,680.00
<b>Total State Share (60%)</b>		4,189,160.00
<b>Applicant Share (40%)</b>		2,792,773.33
<b>Total Project Cost</b>	\$	<u>6,981,933.33</u>

**STIPULATED TERMS & NEXT STEPS**

This application is placed on the Unfunded List (Lack of AB 55 Loans) pursuant to the Board's action on March 11, 2009. This approval does not constitute a guarantee or commitment of future state funding.

The Applicant shall ensure that it is in compliance with all applicable laws, regulations and certifications it made on the program forms.

The Applicant is required to submit a signed Grant Agreement pursuant to School Facility Program Regulation Section 1859.90.4 for the project prior to or concurrent with a request for the release of funds.

The Applicant is responsible for ensuring that the project is compliant with Prevailing Wage Monitoring and/or Labor Compliance Program requirements at the time construction contracts are executed and/or construction commenced.

**APPLICANT DATA**

<b>Applicant:</b>	San Juan Unified	<b>PTN:</b>	67447 - 505
<b>Application No:</b>	57/67447-00-063	<b>County:</b>	Sacramento
<b>School Name:</b>	Alt Learning Ctr(Aka Sereno, Entrada, Merkai)		

**HISTORY OF PROJECT FUNDING**

	<b>Fund Code</b>	<b>Proposition</b>	<b>Previously Authorized</b>	<b>Authorized This Action</b>	<b>Unfunded Approval This Action</b>
<b>State Share</b>					
<b>Mod/Add. Grant</b>	<b>951-570</b>	<b>51</b>	\$	\$ 1,975,029.00	\$ 1,975,029.00
<b>Applicant Share</b>					
<b>District Contribution</b>				1,316,686.00	
<b>Total</b>			\$ <u>0.00</u>	\$ <u>3,291,715.00</u>	\$ <u>1,975,029.00</u>
<b>Funding Source:</b>	<b>Proposition 51 Bonds/2016-Nov.</b>				

**APPLICATION DATA**

**Type of Project:** High School

**Pupils Assigned Under 50 Yrs:**

<b>9-12</b>	<b>288</b>
-------------	------------

**Recommended Acres:** 2.9

**Existing Acres:** 7.28

**PROGRAM GRANT DATA**

<b>Accessibility Fire Grant</b>	\$	57,525.00
<b>Base Grant - Under 50Yr</b>	\$	1,917,504.00
<b>Total State Share (60%)</b>		<u>1,975,029.00</u>
<b>Applicant Share (40%)</b>		<u>1,316,686.00</u>
<b>Total Project Cost</b>	\$	<u><u>3,291,715.00</u></u>

**STIPULATED TERMS & NEXT STEPS**

The Applicant is required to submit a signed Grant Agreement pursuant to School Facility Program Regulation Section 1859.90.4 for the project prior to or concurrent with a request for the release of funds.

The Applicant shall ensure that it is in compliance with all applicable laws, regulations and certifications it made on the program forms.

The Applicant is responsible for ensuring that the project is compliant with Prevailing Wage Monitoring and/or Labor Compliance Program requirements at the time construction contracts are executed and/or construction commenced.

This application is placed on the Unfunded List (Lack of AB 55 Loans) pursuant to the Board's action on March 11, 2009. This approval does not constitute a guarantee or commitment of future state funding.

**APPLICANT DATA**

<b>Applicant:</b>	West Covina Unified	<b>PTN:</b>	65094 - 82
<b>Application No:</b>	57/65094-00-014	<b>County:</b>	Los Angeles
<b>School Name:</b>	West Covina High		

**HISTORY OF PROJECT FUNDING**

	<b>Fund Code</b>	<b>Proposition</b>	<b>Previously Authorized</b>	<b>Authorized This Action</b>	<b>Unfunded Approval This Action</b>
<u>State Share</u>					
<b>Mod/Add. Grant</b>	<b>951-570</b>	<b>51</b>	\$	\$ 1,644,333.00	\$ 1,644,333.00
<u>Applicant Share</u>					
<b>District Contribution</b>				1,096,222.00	
<b>Total</b>			\$ <u>0.00</u>	\$ <u>2,740,555.00</u>	\$ <u>1,644,333.00</u>
<b>Funding Source:</b>	<b>Proposition 51 Bonds/2016-Nov.</b>				

**APPLICATION DATA**

**Type of Project:** High School

**Pupils Assigned Under 50 Yrs:**

<b>K-6:</b>	0
<b>7-8:</b>	0
<b>9-12</b>	194
<b>Non-Severe:</b>	0
<b>Severe:</b>	0
<b>7-8:</b>	0
<b>9-12</b>	0
<b>Non-Severe:</b>	0
<b>Severe:</b>	0

**PROGRAM GRANT DATA**

<b>Accessibility Fire Grant</b>	\$	38,750.00
<b>Base Grant - Under 50Yr</b>	\$	1,291,652.00
<b>Fire Detection</b>	\$	30,264.00
<b>Small Size Project</b>	\$	51,666.00
<b>Urban / Security / Impacted Site</b>	\$	232,001.00
<b>Total State Share (60%)</b>		<u>1,644,333.00</u>
<b>Applicant Share (40%)</b>		<u>1,096,222.00</u>
<b>Total Project Cost</b>	\$	<u><u>2,740,555.00</u></u>

**Recommended Acres:** 54.7

**Existing Acres:** 29.09

**STIPULATED TERMS & NEXT STEPS**

The Applicant is required to submit a signed Grant Agreement pursuant to School Facility Program Regulation Section 1859.90.4 for the project prior to or concurrent with a request for the release of funds.

The Applicant shall ensure that it is in compliance with all applicable laws, regulations and certifications it made on the program forms.

The Applicant is responsible for ensuring that the project is compliant with Prevailing Wage Monitoring and/or Labor Compliance Program requirements at the time construction contracts are executed and/or construction commenced.

This application is placed on the Unfunded List (Lack of AB 55 Loans) pursuant to the Board's action on March 11, 2009. This approval does not constitute a guarantee or commitment of future state funding.

**APPLICANT DATA**

<b>Applicant:</b>	Bakersfield City Elementary	<b>PTN:</b>	63321 - 168
<b>Application No:</b>	50/63321-00-034	<b>County:</b>	Kern
<b>School Name:</b>	Noble (Myra A.) Elementary	<b>Filing Basis:</b>	District-wide

**HISTORY OF PROJECT FUNDING**

	<b>Fund Code</b>	<b>Proposition</b>	<b>Previously Authorized</b>	<b>Authorized This Action</b>	<b>Unfunded Approval This Action</b>
<u>State Share</u>					
<b>NC/Add. Grant</b>	<b>951-500</b>	<b>51</b>	\$	\$ 1,559,098.00	\$ 1,559,098.00
<u>Applicant Share</u>					
<b>District Contribution</b>				1,559,098.00	
<b>Total</b>			\$ <u>0.00</u>	\$ <u>3,118,196.00</u>	\$ <u>1,559,098.00</u>
<b>Funding Source:</b>	<b>Proposition 51 Bonds/2016-Nov.</b>				

**APPLICATION DATA**

<b>Type of Project:</b>	Elementary School
	7-8: 69
<b>Number of Classrooms:</b>	3
<b>Addition to Existing Site:</b>	No
<b>Use of Grants 1859.77.3(a):</b>	No
<b>Use of Grants 1859.77.3(b):</b>	Yes
<b>Master Plan Acres:</b>	15.4
<b>Recommended Acres:</b>	13.1
<b>Existing Acres:</b>	7.8

**PROGRAM GRANT DATA**

<b>Base Grant</b>	\$	921,564.00
<b>Fire Detection</b>	\$	1,380.00
<b>Service Site Development</b>	\$	492,974.00
<b>Small Size Project</b>	\$	110,588.00
<b>Utilities</b>	\$	32,592.00
<b>Total State Share (50%)</b>		<u>1,559,098.00</u>
<b>Applicant Share (50%)</b>		<u>1,559,098.00</u>
<b>Total Project Cost</b>	\$	<u><u>3,118,196.00</u></u>

**STIPULATED TERMS & NEXT STEPS**

The Applicant is required to submit a signed Grant Agreement pursuant to School Facility Program Regulation Section 1859.90.4 for the project prior to or concurrent with a request for the release of funds.

The Applicant shall ensure that it is in compliance with all applicable laws, regulations and certifications it made on the program forms.

The Applicant is responsible for ensuring that the project is compliant with Prevailing Wage Monitoring and/or Labor Compliance Program requirements at the time construction contracts are executed and/or construction commenced.

This application is placed on the Unfunded List (Lack of AB 55 Loans) pursuant to the Board's action on March 11, 2009. This approval does not constitute a guarantee or commitment of future state funding.

**APPLICANT DATA**

<b>Applicant:</b>	Konociti Unified	<b>PTN:</b>	64022 - 56
<b>Application No:</b>	50/64022-00-001	<b>County:</b>	Lake
<b>School Name:</b>	Lower Lake High	<b>Filing Basis:</b>	District-wide

**HISTORY OF PROJECT FUNDING**

	<b>Fund Code</b>	<b>Proposition</b>	<b>Previously Authorized</b>	<b>Authorized This Action</b>	<b>Unfunded Approval This Action</b>
<u>State Share</u>					
<b>NC/Add. Grant</b>	<b>951-500</b>	<b>51</b>	\$	\$ 220,227.00	\$ 220,227.00
<u>Applicant Share</u>					
<b>District Contribution</b>				220,227.00	
<b>Total</b>			\$ <u>0.00</u>	\$ <u>440,454.00</u>	\$ <u>220,227.00</u>
<b>Funding Source:</b>	<b>Proposition 51 Bonds/2016-Nov.</b>				

**APPLICATION DATA**

<b>Type of Project:</b>	High School
	<b>9-12:</b> 11
<b>Number of Classrooms:</b>	1
<b>Addition to Existing Site:</b>	No
<b>Master Plan Acres:</b>	38.4
<b>Recommended Acres:</b>	33.0
<b>Existing Acres:</b>	21.91
<b>Proposed Acres:</b>	0.0
<b>Geographic Location</b>	5%

**PROGRAM GRANT DATA**

<b>Base Grant</b>	\$	186,934.00
<b>Fire Detection</b>	\$	374.00
<b>Geographic Location</b>	\$	10,487.00
<b>Small Size Project</b>	\$	22,432.00
<b>Total State Share (50%)</b>		<u>220,227.00</u>
<b>Applicant Share (50%)</b>		<u>220,227.00</u>
<b>Total Project Cost</b>	\$	<u><u>440,454.00</u></u>

**STIPULATED TERMS & NEXT STEPS**

The Applicant is required to submit a signed Grant Agreement pursuant to School Facility Program Regulation Section 1859.90.4 for the project prior to or concurrent with a request for the release of funds.

The Applicant shall ensure that it is in compliance with all applicable laws, regulations and certifications it made on the program forms.

The Applicant is responsible for ensuring that the project is compliant with Prevailing Wage Monitoring and/or Labor Compliance Program requirements at the time construction contracts are executed and/or construction commenced.

This application is placed on the Unfunded List (Lack of AB 55 Loans) pursuant to the Board's action on March 11, 2009. This approval does not constitute a guarantee or commitment of future state funding.

**APPLICANT DATA**

<b>Applicant:</b>	Cambrian	<b>PTN:</b>	69385 - 29
<b>Application No:</b>	57/69385-00-014	<b>County:</b>	Santa Clara
<b>School Name:</b>	Ida Price Middle		

**HISTORY OF PROJECT FUNDING**

	<b>Fund Code</b>	<b>Proposition</b>	<b>Previously Authorized</b>	<b>Authorized This Action</b>	<b>Unfunded Approval This Action</b>
<b>State Share</b>					
<b>Mod/Add. Grant</b>	951-570	51	\$	\$ 2,466,705.00	\$ 2,466,705.00
<b>Applicant Share</b>					
<b>District Contribution</b>				1,644,470.00	
<b>Total</b>			\$ <u>0.00</u>	\$ <u>4,111,175.00</u>	\$ <u>2,466,705.00</u>
<b>Funding Source:</b>	Proposition 51 Bonds/2016-Nov.				

**APPLICATION DATA**

<b>Type of Project:</b>	Middle School	
<b>Pupils Assigned Under 50 Yrs:</b>	<b>K-6:</b>	22
	<b>Non-Severe:</b>	2
	<b>Severe:</b>	1
<b>Pupils Assigned Over 50 Yrs:</b>	<b>K-6:</b>	239
	<b>Non-Severe:</b>	26
	<b>Severe:</b>	11

**PROGRAM GRANT DATA**

<b>Accessibility Fire Grant</b>	\$	70,275.00
<b>Base Grant - Over 50Yr</b>	\$	2,200,883.00
<b>Base Grant - Under 50Yr</b>	\$	141,607.00
<b>Fire Detection</b>	\$	53,940.00
<b>Total State Share (60%)</b>		<u>2,466,705.00</u>
<b>Applicant Share (40%)</b>		<u>1,644,470.00</u>
<b>Total Project Cost</b>	\$	<u>4,111,175.00</u>

<b>Recommended Acres:</b>	18.1
<b>Existing Acres:</b>	19.6

**STIPULATED TERMS & NEXT STEPS**

The Applicant is required to submit a signed Grant Agreement pursuant to School Facility Program Regulation Section 1859.90.4 for the project prior to or concurrent with a request for the release of funds.

The Applicant shall ensure that it is in compliance with all applicable laws, regulations and certifications it made on the program forms.

The Applicant is responsible for ensuring that the project is compliant with Prevailing Wage Monitoring and/or Labor Compliance Program requirements at the time construction contracts are executed and/or construction commenced.

This application is placed on the Unfunded List (Lack of AB 55 Loans) pursuant to the Board's action on March 11, 2009. This approval does not constitute a guarantee or commitment of future state funding.



**APPLICANT DATA**

<b>Applicant:</b>	Cambrian	<b>PTN:</b>	69385 - 37
<b>Application No:</b>	57/69385-00-015	<b>County:</b>	Santa Clara
<b>School Name:</b>	Steindorf Steam K-8 Magnet		

**HISTORY OF PROJECT FUNDING**

	<b>Fund Code</b>	<b>Proposition</b>	<b>Previously Authorized</b>	<b>Authorized This Action</b>	<b>Unfunded Approval This Action</b>
<b>State Share</b>					
<b>Mod/Add. Grant</b>	951-570	51	\$	\$ 3,033,297.00	\$ 3,033,297.00
<b>Applicant Share</b>					
<b>District Contribution</b>				2,022,198.00	
<b>Total</b>			\$	\$ <u>5,055,495.00</u>	\$ <u>3,033,297.00</u>
<b>Funding Source:</b>	Proposition 51 Bonds/2016-Nov.				

**APPLICATION DATA**

<b>Type of Project:</b>	Elementary School	
<b>Pupils Assigned Under 50 Yrs:</b>	<b>K-6:</b>	0
	<b>7-8:</b>	0
<b>Pupils Assigned Over 50 Yrs:</b>	<b>K-6:</b>	317
	<b>7-8:</b>	108
<b>Recommended Acres:</b>	12.4	
<b>Existing Acres:</b>	10.0	

**PROGRAM GRANT DATA**

<b>Accessibility Fire Grant</b>	\$	86,417.00
<b>Base Grant - Over 50Yr</b>	\$	2,880,580.00
<b>Fire Detection</b>	\$	66,300.00
<b>Total State Share (60%)</b>		<u>3,033,297.00</u>
<b>Applicant Share (40%)</b>		<u>2,022,198.00</u>
<b>Total Project Cost</b>	\$	<u><u>5,055,495.00</u></u>

**STIPULATED TERMS & NEXT STEPS**

The Applicant is required to submit a signed Grant Agreement pursuant to School Facility Program Regulation Section 1859.90.4 for the project prior to or concurrent with a request for the release of funds.

The Applicant shall ensure that it is in compliance with all applicable laws, regulations and certifications it made on the program forms.

The Applicant is responsible for ensuring that the project is compliant with Prevailing Wage Monitoring and/or Labor Compliance Program requirements at the time construction contracts are executed and/or construction commenced.

This application is placed on the Unfunded List (Lack of AB 55 Loans) pursuant to the Board's action on March 11, 2009. This approval does not constitute a guarantee or commitment of future state funding.

**APPLICANT DATA**

<b>Applicant:</b>	Cambrian	<b>PTN:</b>	69385 - 26
<b>Application No:</b>	57/69385-00-016	<b>County:</b>	Santa Clara
<b>School Name:</b>	Bagby Elementary		

**HISTORY OF PROJECT FUNDING**

	<b>Fund Code</b>	<b>Proposition</b>	<b>Previously Authorized</b>	<b>Authorized This Action</b>	<b>Unfunded Approval This Action</b>
<u>State Share</u>					
<b>Mod/Add. Grant</b>	<b>951-570</b>	<b>51</b>	<b>\$</b>	<b>\$ 417,805.00</b>	<b>\$ 417,805.00</b>
<u>Applicant Share</u>					
<b>District Contribution</b>				278,536.67	
<b>Total</b>			<b>\$ 0.00</b>	<b>\$ 696,341.67</b>	<b>\$ 417,805.00</b>
<b>Funding Source:</b>	<b>Proposition 51 Bonds/2016-Nov.</b>				

**APPLICATION DATA**

**Type of Project:** Elementary School

**Pupils Assigned Under 50 Yrs:**

<b>K-6:</b>	0
<b>7-8:</b>	0
<b>9-12</b>	0
<b>Non-Severe:</b>	0
<b>Severe:</b>	0

**Pupils Assigned Over 50 Yrs:**

<b>K-6:</b>	0
<b>7-8:</b>	0
<b>9-12</b>	0
<b>Non-Severe:</b>	0
<b>Severe:</b>	18

**PROGRAM GRANT DATA**

<b>Accessibility Fire Grant</b>	<b>\$</b>	11,497.00
<b>Base Grant - Over 50Yr</b>	<b>\$</b>	383,238.00
<b>Fire Detection</b>	<b>\$</b>	7,740.00
<b>Small Size Project</b>	<b>\$</b>	15,330.00
<b>Total State Share (60%)</b>		417,805.00
<b>Applicant Share (40%)</b>		278,536.67
<b>Total Project Cost</b>	<b>\$</b>	<b>696,341.67</b>

**Recommended Acres:** 9.8

**Existing Acres:** 11.0

**STIPULATED TERMS & NEXT STEPS**

The Applicant is required to submit a signed Grant Agreement pursuant to School Facility Program Regulation Section 1859.90.4 for the project prior to or concurrent with a request for the release of funds.

The Applicant shall ensure that it is in compliance with all applicable laws, regulations and certifications it made on the program forms.

The Applicant is responsible for ensuring that the project is compliant with Prevailing Wage Monitoring and/or Labor Compliance Program requirements at the time construction contracts are executed and/or construction commenced.

This application is placed on the Unfunded List (Lack of AB 55 Loans) pursuant to the Board's action on March 11, 2009. This approval does not constitute a guarantee or commitment of future state funding.

**APPLICANT DATA**

<b>Applicant:</b>	Cambrian	<b>PTN:</b>	69385 - 28
<b>Application No:</b>	57/69385-00-017	<b>County:</b>	Santa Clara
<b>School Name:</b>	Farnham Elementary		

**HISTORY OF PROJECT FUNDING**

	<b>Fund Code</b>	<b>Proposition</b>	<b>Previously Authorized</b>	<b>Authorized This Action</b>	<b>Unfunded Approval This Action</b>
<u>State Share</u>					
<b>Mod/Add. Grant</b>	<b>951-570</b>	<b>51</b>	\$	\$ 905,647.00	\$ 905,647.00
<u>Applicant Share</u>					
<b>District Contribution</b>				603,764.67	
<b>Total</b>			\$	\$ <u>1,509,411.67</u>	\$ <u>905,647.00</u>
<b>Funding Source:</b>	<b>Proposition 51 Bonds/2016-Nov.</b>				

**APPLICATION DATA**

<b>Type of Project:</b>	Elementary School	
<b>Pupils Assigned Under 50 Yrs:</b>	<b>K-6:</b>	0
	<b>7-8:</b>	0
	<b>9-12</b>	0
	<b>Non-Severe:</b>	0
	<b>Severe:</b>	0
<b>Pupils Assigned Over 50 Yrs:</b>	<b>K-6:</b>	124
	<b>7-8:</b>	0
	<b>9-12</b>	0
	<b>Non-Severe:</b>	0
	<b>Severe:</b>	0

**PROGRAM GRANT DATA**

<b>Accessibility Fire Grant</b>	\$	24,850.00
<b>Base Grant - Over 50Yr</b>	\$	828,320.00
<b>Fire Detection</b>	\$	19,344.00
<b>Small Size Project</b>	\$	33,133.00
<b>Total State Share (60%)</b>		905,647.00
<b>Applicant Share (40%)</b>		603,764.67
<b>Total Project Cost</b>	\$	<u>1,509,411.67</u>

<b>Recommended Acres:</b>	10.2
<b>Existing Acres:</b>	10.0

**STIPULATED TERMS & NEXT STEPS**

The Applicant is required to submit a signed Grant Agreement pursuant to School Facility Program Regulation Section 1859.90.4 for the project prior to or concurrent with a request for the release of funds.

The Applicant shall ensure that it is in compliance with all applicable laws, regulations and certifications it made on the program forms.

The Applicant is responsible for ensuring that the project is compliant with Prevailing Wage Monitoring and/or Labor Compliance Program requirements at the time construction contracts are executed and/or construction commenced.

This application is placed on the Unfunded List (Lack of AB 55 Loans) pursuant to the Board's action on March 11, 2009. This approval does not constitute a guarantee or commitment of future state funding.

**APPLICANT DATA**

<b>Applicant:</b>	Cambrian	<b>PTN:</b>	69385 - 27
<b>Application No:</b>	57/69385-00-018	<b>County:</b>	Santa Clara
<b>School Name:</b>	Fammatre Elementary		

**HISTORY OF PROJECT FUNDING**

	<b>Fund Code</b>	<b>Proposition</b>	<b>Previously Authorized</b>	<b>Authorized This Action</b>	<b>Unfunded Approval This Action</b>
<u>State Share</u>					
<b>Mod/Add. Grant</b>	<b>951-570</b>	<b>51</b>	<b>\$</b>	<b>\$ 956,771.00</b>	<b>\$ 956,771.00</b>
<u>Applicant Share</u>					
<b>District Contribution</b>				637,847.33	
<b>Total</b>			<b>\$ 0.00</b>	<b>\$ 1,594,618.33</b>	<b>\$ 956,771.00</b>
<b>Funding Source:</b>	<b>Proposition 51 Bonds/2016-Nov.</b>				

**APPLICATION DATA**

<b>Type of Project:</b>	Elementary School	
<b>Pupils Assigned Under 50 Yrs:</b>	<b>K-6:</b>	0
	<b>7-8:</b>	0
	<b>9-12</b>	0
	<b>Non-Severe:</b>	0
	<b>Severe:</b>	0
<b>Pupils Assigned Over 50 Yrs:</b>	<b>K-6:</b>	131
	<b>7-8:</b>	0
	<b>9-12</b>	0
	<b>Non-Severe:</b>	0
	<b>Severe:</b>	0

**PROGRAM GRANT DATA**

<b>Accessibility Fire Grant</b>	<b>\$</b>	26,252.00
<b>Base Grant - Over 50Yr</b>	<b>\$</b>	875,080.00
<b>Fire Detection</b>	<b>\$</b>	20,436.00
<b>Small Size Project</b>	<b>\$</b>	35,003.00
<b>Total State Share (60%)</b>		956,771.00
<b>Applicant Share (40%)</b>		637,847.33
<b>Total Project Cost</b>	<b>\$</b>	<b>1,594,618.33</b>

**Recommended Acres:** 10.2  
**Existing Acres:** 8.0

**STIPULATED TERMS & NEXT STEPS**

The Applicant is required to submit a signed Grant Agreement pursuant to School Facility Program Regulation Section 1859.90.4 for the project prior to or concurrent with a request for the release of funds.

The Applicant shall ensure that it is in compliance with all applicable laws, regulations and certifications it made on the program forms.

The Applicant is responsible for ensuring that the project is compliant with Prevailing Wage Monitoring and/or Labor Compliance Program requirements at the time construction contracts are executed and/or construction commenced.

This application is placed on the Unfunded List (Lack of AB 55 Loans) pursuant to the Board's action on March 11, 2009. This approval does not constitute a guarantee or commitment of future state funding.

**APPLICANT DATA**

<b>Applicant:</b>	Caruthers Unified	<b>PTN:</b>	75598 - 27
<b>Application No:</b>	50/75598-00-001	<b>County:</b>	Fresno
<b>School Name:</b>	Caruthers Elementary	<b>Filing Basis:</b>	District-wide

**HISTORY OF PROJECT FUNDING**

	<b>Fund Code</b>	<b>Proposition</b>	<b>Previously Authorized</b>	<b>Authorized This Action</b>	<b>Unfunded Approval This Action</b>
<u>State Share</u>					
<b>NC/Add. Grant</b>	<b>951-500</b>	<b>51</b>	\$	\$ 1,754,172.00	\$ 1,754,172.00
<u>Applicant Share</u>					
<b>District Contribution</b>				1,754,172.00	
<b>Total</b>			\$ <u>0.00</u>	\$ <u>3,508,344.00</u>	\$ <u>1,754,172.00</u>
<b>Funding Source:</b>	<b>Proposition 51 Bonds/2016-Nov.</b>				

**APPLICATION DATA**

<b>Type of Project:</b>	Elementary School
<b>Pupils Assigned:</b>	<b>K-6:</b> 100 <b>7-8:</b> 27
<b>Number of Classrooms:</b>	5
<b>Addition to Existing Site:</b>	No
<b>Master Plan Acres:</b>	20.5
<b>Recommended Acres:</b>	19.1
<b>Existing Acres:</b>	15.55

**PROGRAM GRANT DATA**

<b>Base Grant</b>	\$ 1,623,412.00
<b>Fire Detection</b>	\$ 2,040.00
<b>Project Assistance</b>	\$ 7,723.00
<b>Service Site Development</b>	\$ 56,061.00
<b>Small Size Project</b>	\$ 64,936.00
<b>Total State Share (50%)</b>	<u>1,754,172.00</u>
<b>Applicant Share (50%)</b>	<u>1,754,172.00</u>
<b>Total Project Cost</b>	\$ <u>3,508,344.00</u>

**STIPULATED TERMS & NEXT STEPS**

The Applicant is required to submit a signed Grant Agreement pursuant to School Facility Program Regulation Section 1859.90.4 for the project prior to or concurrent with a request for the release of funds.

The Applicant shall ensure that it is in compliance with all applicable laws, regulations and certifications it made on the program forms.

The Applicant is responsible for ensuring that the project is compliant with Prevailing Wage Monitoring and/or Labor Compliance Program requirements at the time construction contracts are executed and/or construction commenced.

This application is placed on the Unfunded List (Lack of AB 55 Loans) pursuant to the Board's action on March 11, 2009. This approval does not constitute a guarantee or commitment of future state funding.

**APPLICANT DATA**

<b>Applicant:</b>	Kern High	<b>PTN:</b>	63529 - 260
<b>Application No:</b>	50/63529-00-010	<b>County:</b>	Kern
<b>School Name:</b>	Independence High	<b>Filing Basis:</b>	District-wide

**HISTORY OF PROJECT FUNDING**

	<b>Fund Code</b>	<b>Proposition</b>	<b>Previously Authorized</b>	<b>Authorized This Action</b>	<b>Unfunded Approval This Action</b>
<u>State Share</u>					
<b>NC/Add. Grant</b>	<b>951-500</b>	<b>51</b>	\$	\$ 9,667,093.37	\$ 9,667,093.37
<u>Applicant Share</u>					
<b>District Contribution</b>				9,667,093.37	
<b>Total</b>			\$ <u>0.00</u>	\$ <u>19,334,186.74</u>	\$ <u>9,667,093.37</u>
<b>Funding Source:</b>	<b>Proposition 51 Bonds/2016-Nov.</b>				

**APPLICATION DATA**

<b>Type of Project:</b>	High School
	<b>9-12:</b> 297
<b>Number of Classrooms:</b>	11
<b>Addition to Existing Site:</b>	Yes
<b>Master Plan Acres:</b>	84.0
<b>Recommended Acres:</b>	84.0
<b>Existing Acres:</b>	55.44
<b>Proposed Acres:</b>	25.54

**PROGRAM GRANT DATA**

<b>2% of Appraised or Actual Value</b>	\$	52,000.00
<b>Automatic Sprinkler System</b>	\$	77,814.00
<b>Base Grant</b>	\$	5,047,218.00
<b>DTSC Fees</b>	\$	13,276.39
<b>Fire Detection</b>	\$	10,098.00
<b>General Site</b>	\$	717,517.00
<b>Hazardous Waste Removal</b>	\$	502,079.98
<b>NC Add Site Acquisition</b>	\$	1,300,000.00
<b>Off Site</b>	\$	312,113.00
<b>Service Site Development</b>	\$	1,548,210.00
<b>Utilities</b>	\$	86,767.00
<b>Total State Share (50%)</b>		9,667,093.37
<b>Applicant Share (50%)</b>		9,667,093.37
<b>Total Project Cost</b>	\$	<u>19,334,186.74</u>

**STIPULATED TERMS & NEXT STEPS**

This application is placed on the Unfunded List (Lack of AB 55 Loans) pursuant to the Board's action on March 11, 2009. This approval does not constitute a guarantee or commitment of future state funding.

The Applicant shall ensure that it is in compliance with all applicable laws, regulations and certifications it made on the program forms.

The Applicant is required to submit a signed Grant Agreement pursuant to School Facility Program Regulation Section 1859.90.4 for the project prior to or concurrent with a request for the release of funds.

The Applicant is responsible for ensuring that the project is compliant with Prevailing Wage Monitoring and/or Labor Compliance Program requirements at the time construction contracts are executed and/or construction commenced.

**APPLICANT DATA**

<b>Applicant:</b>	Dublin Unified	<b>PTN:</b>	75093 - 32
<b>Application No:</b>	57/75093-00-011	<b>County:</b>	Alameda
<b>School Name:</b>	Murray Elementary		

**HISTORY OF PROJECT FUNDING**

	<b>Fund Code</b>	<b>Proposition</b>	<b>Previously Authorized</b>	<b>Authorized This Action</b>	<b>Unfunded Approval This Action</b>
<u>State Share</u>					
<b>Mod/Add. Grant</b>	<b>951-570</b>	<b>51</b>	\$	\$ 2,220,847.00	\$ 2,220,847.00
<u>Applicant Share</u>					
<b>District Contribution</b>				1,480,564.67	
<b>Total</b>			\$ <u>0.00</u>	\$ <u>3,701,411.67</u>	\$ <u>2,220,847.00</u>
<b>Funding Source:</b>	<b>Proposition 51 Bonds/2016-Nov.</b>				

**APPLICATION DATA**

**Type of Project:** Elementary School

**Pupils Assigned Under 50 Yrs:**

<b>K-6:</b>	0
<b>7-8:</b>	0
<b>Non-Severe:</b>	0
<b>Severe:</b>	0

**Pupils Assigned Over 50 Yrs:**

<b>K-6:</b>	194
<b>7-8:</b>	0
<b>9-12:</b>	0
<b>Non-Severe:</b>	35
<b>Severe:</b>	17

**Recommended Acres:** 7.8

**Existing Acres:** 12.9

**PROGRAM GRANT DATA**

<b>Accessibility Fire Grant</b>	\$	64,685.00
<b>Base Grant - Over 50Yr</b>	\$	2,156,162.00
<b>Total State Share (60%)</b>		<u>2,220,847.00</u>
<b>Applicant Share (40%)</b>		1,480,564.67
<b>Total Project Cost</b>	\$	<u><u>3,701,411.67</u></u>

**STIPULATED TERMS & NEXT STEPS**

The Applicant is required to submit a signed Grant Agreement pursuant to School Facility Program Regulation Section 1859.90.4 for the project prior to or concurrent with a request for the release of funds.

The Applicant shall ensure that it is in compliance with all applicable laws, regulations and certifications it made on the program forms.

The Applicant is responsible for ensuring that the project is compliant with Prevailing Wage Monitoring and/or Labor Compliance Program requirements at the time construction contracts are executed and/or construction commenced.

This application is placed on the Unfunded List (Lack of AB 55 Loans) pursuant to the Board's action on March 11, 2009. This approval does not constitute a guarantee or commitment of future state funding.

**APPLICANT DATA**

<b>Applicant:</b>	Clovis Unified	<b>PTN:</b>	62117 - 265
<b>Application No:</b>	57/62117-00-057	<b>County:</b>	Fresno
<b>School Name:</b>	Lincoln Elementary		

**HISTORY OF PROJECT FUNDING**

	<b>Fund Code</b>	<b>Proposition</b>	<b>Previously Authorized</b>	<b>Authorized This Action</b>	<b>Unfunded Approval This Action</b>
<b>State Share</b>					
<b>Mod/Add. Grant</b>	951-570	51	\$	\$ 673,171.00	\$ 673,171.00
<b>Applicant Share</b>					
<b>District Contribution</b>				448,780.67	
<b>Total</b>			\$ <u>0.00</u>	\$ <u>1,121,951.67</u>	\$ <u>673,171.00</u>
<b>Funding Source:</b>	Proposition 51 Bonds/2016-Nov.				

**APPLICATION DATA**

<b>Type of Project:</b>	Elementary School	
<b>Pupils Assigned Under 50 Yrs:</b>	<b>K-6:</b>	127
<b>Recommended Acres:</b>		10.8
<b>Existing Acres:</b>		11.0

**PROGRAM GRANT DATA**

<b>Accessibility Fire Grant</b>	\$	18,318.00
<b>Base Grant - Under 50Yr</b>	\$	610,616.00
<b>Fire Detection</b>	\$	19,812.00
<b>Small Size Project</b>	\$	24,425.00
<b>Total State Share (60%)</b>		673,171.00
<b>Applicant Share (40%)</b>		448,780.67
<b>Total Project Cost</b>	\$	<u>1,121,951.67</u>

**STIPULATED TERMS & NEXT STEPS**

The Applicant is required to submit a signed Grant Agreement pursuant to School Facility Program Regulation Section 1859.90.4 for the project prior to or concurrent with a request for the release of funds.

The Applicant shall ensure that it is in compliance with all applicable laws, regulations and certifications it made on the program forms.

The Applicant is responsible for ensuring that the project is compliant with Prevailing Wage Monitoring and/or Labor Compliance Program requirements at the time construction contracts are executed and/or construction commenced.

This application is placed on the Unfunded List (Lack of AB 55 Loans) pursuant to the Board's action on March 11, 2009. This approval does not constitute a guarantee or commitment of future state funding.



**APPLICANT DATA**

<b>Applicant:</b>	Dublin Unified	<b>PTN:</b>	75093 - 38
<b>Application No:</b>	57/75093-00-012	<b>County:</b>	Alameda
<b>School Name:</b>	Wells Intermediate		

**HISTORY OF PROJECT FUNDING**

	<b>Fund Code</b>	<b>Proposition</b>	<b>Previously Authorized</b>	<b>Authorized This Action</b>	<b>Unfunded Approval This Action</b>
<u>State Share</u>					
<b>Mod/Add. Grant</b>	<b>951-570</b>	<b>51</b>	\$	\$ 1,047,628.00	\$ 1,047,628.00
<u>Applicant Share</u>					
<b>District Contribution</b>				698,418.67	
<b>Total</b>			\$	<u><u>0.00</u></u> \$	<u><u>1,746,046.67</u></u> \$
<b>Funding Source:</b>	<b>Proposition 51 Bonds/2016-Nov.</b>				

**APPLICATION DATA**

**Type of Project:** Middle School

**Pupils Assigned Under 50 Yrs:**

7-8:	145
<b>Non-Severe:</b>	12
<b>Severe:</b>	6

**PROGRAM GRANT DATA**

<b>Accessibility Fire Grant</b>	\$	28,569.00
<b>Base Grant - Under 50Yr</b>	\$	952,311.00
<b>Fire Detection</b>	\$	28,656.00
<b>Small Size Project</b>	\$	38,092.00
<b>Total State Share (60%)</b>		<u>1,047,628.00</u>
<b>Applicant Share (40%)</b>		698,418.67
<b>Total Project Cost</b>	\$	<u><u>1,746,046.67</u></u>

**Recommended Acres:** 15.0

**Existing Acres:** 13.58

**STIPULATED TERMS & NEXT STEPS**

The Applicant is required to submit a signed Grant Agreement pursuant to School Facility Program Regulation Section 1859.90.4 for the project prior to or concurrent with a request for the release of funds.

The Applicant shall ensure that it is in compliance with all applicable laws, regulations and certifications it made on the program forms.

The Applicant is responsible for ensuring that the project is compliant with Prevailing Wage Monitoring and/or Labor Compliance Program requirements at the time construction contracts are executed and/or construction commenced.

This application is placed on the Unfunded List (Lack of AB 55 Loans) pursuant to the Board's action on March 11, 2009. This approval does not constitute a guarantee or commitment of future state funding.

<b>APPLICANT DATA</b>
-----------------------

<b>Applicant:</b>	Dublin Unified	<b>PTN:</b>	75093 - 53
<b>Application No:</b>	57/75093-00-013	<b>County:</b>	Alameda
<b>School Name:</b>	Wells Intermediate		

<b>HISTORY OF PROJECT FUNDING</b>
-----------------------------------

	Fund Code	Proposition	Previously Authorized	Authorized This Action	Unfunded Approval This Action
<b>State Share</b>					
<b>Mod/Add. Grant</b>	951-570	51	\$	\$ 1,868,967.00	\$ 1,868,967.00
<b>Applicant Share</b>					
<b>District Contribution</b>				1,245,978.00	
<b>Total</b>			\$	<u>\$ 3,114,945.00</u>	<u>\$ 1,868,967.00</u>
<b>Funding Source:</b>	Proposition 51 Bonds/2016-Nov.				

<b>APPLICATION DATA</b>
-------------------------

<b>Type of Project:</b>	Middle School
<b>Pupils Assigned Under 50 Yrs:</b>	
7-8:	346
<b>Recommended Acres:</b>	15.0
<b>Existing Acres:</b>	13.58

<b>PROGRAM GRANT DATA</b>
---------------------------

<b>Accessibility Fire Grant</b>	\$	52,782.00
<b>Base Grant - Under 50Yr</b>	\$	1,759,410.00
<b>Fire Detection</b>	\$	53,976.00
<b>Prevailing Wage Monitoring</b>	\$	2,799.00
<b>Total State Share (60%)</b>		<u>1,868,967.00</u>
<b>Applicant Share (40%)</b>		1,245,978.00
<b>Total Project Cost</b>	\$	<u><u>3,114,945.00</u></u>

<b>STIPULATED TERMS &amp; NEXT STEPS</b>
--

The Applicant is required to submit a signed Grant Agreement pursuant to School Facility Program Regulation Section 1859.90.4 for the project prior to or concurrent with a request for the release of funds.

The Applicant shall ensure that it is in compliance with all applicable laws, regulations and certifications it made on the program forms.

The Applicant is responsible for ensuring that the project is compliant with Prevailing Wage Monitoring and/or Labor Compliance Program requirements at the time construction contracts are executed and/or construction commenced.

This application is placed on the Unfunded List (Lack of AB 55 Loans) pursuant to the Board's action on March 11, 2009. This approval does not constitute a guarantee or commitment of future state funding.

**APPLICANT DATA**

<b>Applicant:</b>	Dublin Unified	<b>PTN:</b>	75093 - 60
<b>Application No:</b>	57/75093-00-014	<b>County:</b>	Alameda
<b>School Name:</b>	Dublin Elementary		

**HISTORY OF PROJECT FUNDING**

	<b>Fund Code</b>	<b>Proposition</b>	<b>Previously Authorized</b>	<b>Authorized This Action</b>	<b>Unfunded Approval This Action</b>
<u>State Share</u>					
<b>Mod/Add. Grant</b>	<b>951-570</b>	<b>51</b>	\$	\$ 2,899,417.00	\$ 2,899,417.00
<u>Applicant Share</u>					
<b>District Contribution</b>				1,932,944.67	
<b>Total</b>			\$ <u>0.00</u>	\$ <u>4,832,361.67</u>	\$ <u>2,899,417.00</u>
<b>Funding Source:</b>	<b>Proposition 51 Bonds/2016-Nov.</b>				

**APPLICATION DATA**

<b>Type of Project:</b>	Elementary School	
<b>Pupils Assigned Under 50 Yrs:</b>	<b>K-6:</b>	0
	<b>7-8:</b>	0
	<b>9-12</b>	0
	<b>Non-Severe:</b>	0
	<b>Severe:</b>	0
<b>Pupils Assigned Over 50 Yrs:</b>	<b>K-6:</b>	324
	<b>Non-Severe:</b>	22
	<b>Severe:</b>	13

**PROGRAM GRANT DATA**

<b>Accessibility Fire Grant</b>	\$	82,630.00
<b>Base Grant - Over 50Yr</b>	\$	2,754,317.00
<b>Fire Detection</b>	\$	62,470.00
<b>Total State Share (60%)</b>		2,899,417.00
<b>Applicant Share (40%)</b>		1,932,944.67
<b>Total Project Cost</b>	\$	<u>4,832,361.67</u>

<b>Recommended Acres:</b>	12.3
<b>Existing Acres:</b>	9.5

**STIPULATED TERMS & NEXT STEPS**

The Applicant is required to submit a signed Grant Agreement pursuant to School Facility Program Regulation Section 1859.90.4 for the project prior to or concurrent with a request for the release of funds.

The Applicant shall ensure that it is in compliance with all applicable laws, regulations and certifications it made on the program forms.

The Applicant is responsible for ensuring that the project is compliant with Prevailing Wage Monitoring and/or Labor Compliance Program requirements at the time construction contracts are executed and/or construction commenced.

This application is placed on the Unfunded List (Lack of AB 55 Loans) pursuant to the Board's action on March 11, 2009. This approval does not constitute a guarantee or commitment of future state funding.

APPLICANT DATA			
Applicant:	Brea-Olinda Unified	PTN:	66449 - 24
Application No:	50/66449-00-002	County:	Orange
School Name:	Olinda Elementary	Filing Basis:	District-wide

HISTORY OF PROJECT FUNDING					
	Fund Code	Proposition	Previously Authorized	Authorized This Action	Unfunded Approval This Action
<u>State Share</u>					
NC/Add. Grant	951-500	51	\$	\$ 934,452.00	\$ 934,452.00
<u>Applicant Share</u>					
District Contribution				934,452.00	
Total			\$ <u>0.00</u>	\$ <u>1,868,904.00</u>	\$ <u>934,452.00</u>
Funding Source:	Proposition 51 Bonds/2016-Nov.				

APPLICATION DATA	PROGRAM GRANT DATA
Type of Project: Elementary School	Base Grant \$ 833,448.00
Pupils Assigned: K-6: 66	Fire Detection \$ 990.00
Number of Classrooms: 0	Small Size Project \$ 100,014.00
Addition to Existing Site: No	Total State Share (50%) 934,452.00
Use of Grants 1859.77.3(a): Yes	Applicant Share (50%) 934,452.00
Use of Grants 1859.77.3(b): No	Total Project Cost \$ <u>1,868,904.00</u>
Master Plan Acres: 14.1	
Recommended Acres: 10.1	
Existing Acres: 12.9	
Additional Facilities: Multi Purpose Room	

STIPULATED TERMS & NEXT STEPS
The Applicant is required to submit a signed Grant Agreement pursuant to School Facility Program Regulation Section 1859.90.4 for the project prior to or concurrent with a request for the release of funds.
The Applicant shall ensure that it is in compliance with all applicable laws, regulations and certifications it made on the program forms.
The Applicant is responsible for ensuring that the project is compliant with Prevailing Wage Monitoring and/or Labor Compliance Program requirements at the time construction contracts are executed and/or construction commenced.
This application is placed on the Unfunded List (Lack of AB 55 Loans) pursuant to the Board's action on March 11, 2009. This approval does not constitute a guarantee or commitment of future state funding.
This project is a Use of Grants under Regulation Section 1859.77.3(a).

**APPLICANT DATA**

<b>Applicant:</b>	Galt Joint Union High	<b>PTN:</b>	67355 - 17
<b>Application No:</b>	57/67355-00-002	<b>County:</b>	Sacramento
<b>School Name:</b>	Galt High		

**HISTORY OF PROJECT FUNDING**

	<b>Fund Code</b>	<b>Proposition</b>	<b>Previously Authorized</b>	<b>Authorized This Action</b>	<b>Unfunded Approval This Action</b>
<b>State Share</b>					
<b>Mod/Add. Grant</b>	951-570	51	\$	\$ 4,277,003.00	\$ 4,277,003.00
<b>Applicant Share</b>					
<b>District Contribution</b>				2,851,335.33	
<b>Total</b>			\$ <u>0.00</u>	\$ <u>7,128,338.33</u>	\$ <u>4,277,003.00</u>
<b>Funding Source:</b>	Proposition 51 Bonds/2016-Nov.				

**APPLICATION DATA**

**Type of Project:** High School

**Pupils Assigned Under 50 Yrs:**

9-12	530
<b>Non-Severe:</b>	7

**Pupils Assigned Over 50 Yrs:**

9-12	48
<b>Non-Severe:</b>	1

**Recommended Acres:** 36.0

**Existing Acres:** 32.0

**PROGRAM GRANT DATA**

<b>Accessibility Fire Grant</b>	\$	121,760.00
<b>Base Grant - Over 50Yr</b>	\$	458,141.00
<b>Base Grant - Under 50Yr</b>	\$	3,600,511.00
<b>Fire Detection</b>	\$	92,472.00
<b>Project Assistance</b>	\$	4,119.00
<b>Total State Share (60%)</b>		<u>4,277,003.00</u>
<b>Applicant Share (40%)</b>		2,851,335.33
<b>Total Project Cost</b>	\$	<u>7,128,338.33</u>

**STIPULATED TERMS & NEXT STEPS**

The Applicant is required to submit a signed Grant Agreement pursuant to School Facility Program Regulation Section 1859.90.4 for the project prior to or concurrent with a request for the release of funds.

The Applicant shall ensure that it is in compliance with all applicable laws, regulations and certifications it made on the program forms.

The Applicant is responsible for ensuring that the project is compliant with Prevailing Wage Monitoring and/or Labor Compliance Program requirements at the time construction contracts are executed and/or construction commenced.

This application is placed on the Unfunded List (Lack of AB 55 Loans) pursuant to the Board's action on March 11, 2009. This approval does not constitute a guarantee or commitment of future state funding.

APPLICANT DATA			
----------------	--	--	--

<b>Applicant:</b>	San Bernardino City Unified	<b>PTN:</b>	67876 - 273
<b>Application No:</b>	57/67876-00-108	<b>County:</b>	San Bernardino
<b>School Name:</b>	San Bernardino High		

HISTORY OF PROJECT FUNDING				
----------------------------	--	--	--	--

	Fund Code	Proposition	Previously Authorized	Authorized This Action	Unfunded Approval This Action
<b>State Share</b>					
<b>Mod/Add. Grant</b>	<b>951-570</b>	<b>51</b>	\$	\$ 2,201,817.00	\$ 2,201,817.00
<b>Applicant Share</b>					
<b>District Contribution</b>				1,467,878.00	
<b>Total</b>			\$	\$ <b>3,669,695.00</b>	\$ <b>2,201,817.00</b>
<b>Funding Source:</b>	<b>Proposition 51 Bonds/2016-Nov.</b>				

APPLICATION DATA		
------------------	--	--

<b>Type of Project:</b>		High School
<b>Pupils Assigned Under 50 Yrs:</b>		
	9-12	221
<b>Pupils Assigned Over 50 Yrs:</b>		
	9-12	22
<b>Recommended Acres:</b>		41.0
<b>Existing Acres:</b>		40.28

PROGRAM GRANT DATA	
--------------------	--

<b>2 Stop Elevator</b>	\$	128,460.00
<b>Accessibility Fire Grant</b>	\$	360,575.00
<b>Base Grant - Over 50Yr</b>	\$	203,456.00
<b>Base Grant - Under 50Yr</b>	\$	1,471,418.00
<b>Fire Detection</b>	\$	37,908.00
<b>Total State Share (60%)</b>		2,201,817.00
<b>Applicant Share (40%)</b>		1,467,878.00
<b>Total Project Cost</b>	\$	\$ <b>3,669,695.00</b>

STIPULATED TERMS & NEXT STEPS
-------------------------------

This application is placed on the Unfunded List (Lack of AB 55 Loans) pursuant to the Board's action on March 11, 2009. This approval does not constitute a guarantee or commitment of future state funding.

The Applicant shall ensure that it is in compliance with all applicable laws, regulations and certifications it made on the program forms.

The Applicant is required to submit a signed Grant Agreement pursuant to School Facility Program Regulation Section 1859.90.4 for the project prior to or concurrent with a request for the release of funds.

The Applicant is responsible for ensuring that the project is compliant with Prevailing Wage Monitoring and/or Labor Compliance Program requirements at the time construction contracts are executed and/or construction commenced.

Valid Division of the State Architect approval must be obtained for the project pursuant to Education Code Section 17070.70(b) prior to receiving an Apportionment. Otherwise, the project will receive an occurrence for non-participation pursuant to School Facility Program Regulation Section 1859.90.3.

**APPLICANT DATA**

<b>Applicant:</b>	Los Angeles Unified	<b>PTN:</b>	64733 - 4772
<b>Application No:</b>	57/64733-00-698	<b>County:</b>	Los Angeles
<b>School Name:</b>	Cienega Elementary		

**HISTORY OF PROJECT FUNDING**

	<b>Fund Code</b>	<b>Proposition</b>	<b>Previously Authorized</b>	<b>Authorized This Action</b>	<b>Unfunded Approval This Action</b>
<b>State Share</b>					
<b>Mod/Add. Grant</b>	951-570	51	\$	\$ 1,376,818.00	\$ 1,376,818.00
<b>Applicant Share</b>					
<b>District Contribution</b>				917,878.67	
<b>Total</b>			\$	\$ <u>2,294,696.67</u>	\$ <u>1,376,818.00</u>
<b>Funding Source:</b>	Proposition 51 Bonds/2016-Nov.				

**APPLICATION DATA**

<b>Type of Project:</b>	Elementary School	
<b>Pupils Assigned Under 50 Yrs:</b>	<b>K-6:</b>	6
<b>Pupils Assigned Over 50 Yrs:</b>	<b>K-6:</b>	151
<b>Recommended Acres:</b>		12.1
<b>Existing Acres:</b>		3.8

**PROGRAM GRANT DATA**

<b>Accessibility Fire Grant</b>	\$	31,126.00
<b>Base Grant - Over 50Yr</b>	\$	1,008,680.00
<b>Base Grant - Under 50Yr</b>	\$	28,848.00
<b>Prevailing Wage Monitoring</b>	\$	2,062.00
<b>Small Size Project</b>	\$	41,501.00
<b>Urban / Security / Impacted Site</b>	\$	264,601.00
<b>Total State Share (60%)</b>		<u>1,376,818.00</u>
<b>Applicant Share (40%)</b>		<u>917,878.67</u>
<b>Total Project Cost</b>	\$	<u>2,294,696.67</u>

**STIPULATED TERMS & NEXT STEPS**

This application is placed on the Unfunded List (Lack of AB 55 Loans) pursuant to the Board's action on March 11, 2009. This approval does not constitute a guarantee or commitment of future state funding.

The Applicant shall ensure that it is in compliance with all applicable laws, regulations and certifications it made on the program forms.

The Applicant is required to submit a signed Grant Agreement pursuant to School Facility Program Regulation Section 1859.90.4 for the project prior to or concurrent with a request for the release of funds.

The Applicant is responsible for ensuring that the project is compliant with Prevailing Wage Monitoring and/or Labor Compliance Program requirements at the time construction contracts are executed and/or construction commenced.

<b>APPLICANT DATA</b>
-----------------------

<b>Applicant:</b>	Los Angeles Unified	<b>PTN:</b>	64733 - 4691
<b>Application No:</b>	57/64733-00-699	<b>County:</b>	Los Angeles
<b>School Name:</b>	Canoga Park Senior High		

<b>HISTORY OF PROJECT FUNDING</b>
-----------------------------------

	Fund Code	Proposition	Previously Authorized	Authorized This Action	Unfunded Approval This Action
<b>State Share</b>					
<b>Mod/Add. Grant</b>	951-570	51	\$	\$ 5,556,804.00	\$ 5,556,804.00
<b>Applicant Share</b>					
<b>District Contribution</b>				3,704,536.00	
<b>Total</b>			\$ <u>0.00</u>	\$ <u>9,261,340.00</u>	\$ <u>5,556,804.00</u>
<b>Funding Source:</b>	Proposition 51 Bonds/2016-Nov.				

<b>APPLICATION DATA</b>
-------------------------

<b>Type of Project:</b>	High School
<b>Pupils Assigned Under 50 Yrs:</b>	
9-12	1
<b>Non-Severe:</b>	0
<b>Pupils Assigned Over 50 Yrs:</b>	
9-12	487
<b>Non-Severe:</b>	2
<b>Recommended Acres:</b>	40.7
<b>Existing Acres:</b>	21.3

<b>PROGRAM GRANT DATA</b>
---------------------------

<b>Accessibility Fire Grant</b>	\$	136,167.00
<b>Base Grant - Over 50Yr</b>	\$	4,532,250.00
<b>Base Grant - Under 50Yr</b>	\$	6,658.00
<b>Fire Detection</b>	\$	76,704.00
<b>Prevailing Wage Monitoring</b>	\$	8,323.00
<b>Urban / Security / Impacted Site</b>	\$	796,702.00
<b>Total State Share (60%)</b>		<u>5,556,804.00</u>
<b>Applicant Share (40%)</b>		3,704,536.00
<b>Total Project Cost</b>	\$	<u>9,261,340.00</u>

<b>STIPULATED TERMS &amp; NEXT STEPS</b>
--

This application is placed on the Unfunded List (Lack of AB 55 Loans) pursuant to the Board's action on March 11, 2009. This approval does not constitute a guarantee or commitment of future state funding.

The Applicant shall ensure that it is in compliance with all applicable laws, regulations and certifications it made on the program forms.

The Applicant is required to submit a signed Grant Agreement pursuant to School Facility Program Regulation Section 1859.90.4 for the project prior to or concurrent with a request for the release of funds.

The Applicant is responsible for ensuring that the project is compliant with Prevailing Wage Monitoring and/or Labor Compliance Program requirements at the time construction contracts are executed and/or construction commenced.



**APPLICANT DATA**

<b>Applicant:</b>	Los Angeles Unified	<b>PTN:</b>	64733 - 4496
<b>Application No:</b>	57/64733-00-700	<b>County:</b>	Los Angeles
<b>School Name:</b>	Harrison Street Elementary		

**HISTORY OF PROJECT FUNDING**

	<b>Fund Code</b>	<b>Proposition</b>	<b>Previously Authorized</b>	<b>Authorized This Action</b>	<b>Unfunded Approval This Action</b>
<b>State Share</b>					
<b>Mod/Add. Grant</b>	<b>951-570</b>	<b>51</b>	\$	\$ 992,227.00	\$ 992,227.00
<b>Applicant Share</b>					
<b>District Contribution</b>				661,484.67	
<b>Total</b>			\$ <u>0.00</u>	\$ <u>1,653,711.67</u>	\$ <u>992,227.00</u>
<b>Funding Source:</b>	<b>Proposition 51 Bonds/2016-Nov.</b>				

**APPLICATION DATA**

<b>Type of Project:</b>	Elementary School	
<b>Pupils Assigned Under 50 Yrs:</b>	<b>K-6:</b>	159
<b>Pupils Assigned Over 50 Yrs:</b>	<b>K-6:</b>	1
<b>Recommended Acres:</b>		10.5
<b>Existing Acres:</b>		5.5

**PROGRAM GRANT DATA**

<b>Accessibility Fire Grant</b>	\$	23,135.00
<b>Base Grant - Over 50Yr</b>	\$	6,680.00
<b>Base Grant - Under 50Yr</b>	\$	764,472.00
<b>Fire Detection</b>	\$	24,960.00
<b>Prevailing Wage Monitoring</b>	\$	1,486.00
<b>Small Size Project</b>	\$	30,846.00
<b>Urban / Security / Impacted Site</b>	\$	140,648.00
<b>Total State Share (60%)</b>		<u>992,227.00</u>
<b>Applicant Share (40%)</b>		661,484.67
<b>Total Project Cost</b>	\$	<u>1,653,711.67</u>

**STIPULATED TERMS & NEXT STEPS**

This application is placed on the Unfunded List (Lack of AB 55 Loans) pursuant to the Board's action on March 11, 2009. This approval does not constitute a guarantee or commitment of future state funding.

The Applicant shall ensure that it is in compliance with all applicable laws, regulations and certifications it made on the program forms.

The Applicant is required to submit a signed Grant Agreement pursuant to School Facility Program Regulation Section 1859.90.4 for the project prior to or concurrent with a request for the release of funds.

The Applicant is responsible for ensuring that the project is compliant with Prevailing Wage Monitoring and/or Labor Compliance Program requirements at the time construction contracts are executed and/or construction commenced.

**APPLICANT DATA**

<b>Applicant:</b>	Solana Beach Elementary	<b>PTN:</b>	68387 - 15
<b>Application No:</b>	57/68387-00-003	<b>County:</b>	San Diego
<b>School Name:</b>	Solana Highlands Elementary		

**HISTORY OF PROJECT FUNDING**

	<b>Fund Code</b>	<b>Proposition</b>	<b>Previously Authorized</b>	<b>Authorized This Action</b>	<b>Unfunded Approval This Action</b>
<u>State Share</u>					
<b>Mod/Add. Grant</b>	<b>951-570</b>	<b>51</b>	<b>\$</b>	<b>\$ 2,809,532.00</b>	<b>\$ 2,809,532.00</b>
<u>Applicant Share</u>					
<b>District Contribution</b>				1,873,021.33	
<b>Total</b>			<b>\$ 0.00</b>	<b>\$ 4,682,553.33</b>	<b>\$ 2,809,532.00</b>
<b>Funding Source:</b>	<b>Proposition 51 Bonds/2016-Nov.</b>				

**APPLICATION DATA**

<b>Type of Project:</b>	Elementary School	
<b>Pupils Assigned Under 50 Yrs:</b>	<b>K-6:</b>	550
<b>Recommended Acres:</b>	4.0	
<b>Existing Acres:</b>	3.0	

**PROGRAM GRANT DATA**

<b>Accessibility Fire Grant</b>	<b>\$</b>	79,332.00
<b>Base Grant - Under 50Yr</b>	<b>\$</b>	2,644,400.00
<b>Fire Detection</b>	<b>\$</b>	85,800.00
<b>Total State Share (60%)</b>		2,809,532.00
<b>Applicant Share (40%)</b>		1,873,021.33
<b>Total Project Cost</b>	<b>\$</b>	<b>4,682,553.33</b>

**STIPULATED TERMS & NEXT STEPS**

The Applicant is required to submit a signed Grant Agreement pursuant to School Facility Program Regulation Section 1859.90.4 for the project prior to or concurrent with a request for the release of funds.

The Applicant shall ensure that it is in compliance with all applicable laws, regulations and certifications it made on the program forms.

The Applicant is responsible for ensuring that the project is compliant with Prevailing Wage Monitoring and/or Labor Compliance Program requirements at the time construction contracts are executed and/or construction commenced.

This application is placed on the Unfunded List (Lack of AB 55 Loans) pursuant to the Board's action on March 11, 2009. This approval does not constitute a guarantee or commitment of future state funding.

**APPLICANT DATA**

<b>Applicant:</b>	Twin Rivers Unified	<b>PTN:</b>	76505 - 110
<b>Application No:</b>	57/76505-00-064	<b>County:</b>	Sacramento
<b>School Name:</b>	Las Palmas East Campus (Aka Harmon Aka Lp Jr)		

**HISTORY OF PROJECT FUNDING**

	<b>Fund Code</b>	<b>Proposition</b>	<b>Previously Authorized</b>	<b>Authorized This Action</b>	<b>Unfunded Approval This Action</b>
<u>State Share</u>					
<b>Mod/Add. Grant</b>	<b>951-570</b>	<b>51</b>	<b>\$</b>	<b>\$ 2,256,771.00</b>	<b>\$ 2,256,771.00</b>
<u>Applicant Share</u>					
<b>District Contribution</b>				1,504,514.00	
<b>Total</b>			<b>\$ 0.00</b>	<b>\$ 3,761,285.00</b>	<b>\$ 2,256,771.00</b>
<b>Funding Source:</b>	<b>Proposition 51 Bonds/2016-Nov.</b>				

**APPLICATION DATA**

<b>Type of Project:</b>	Elementary School	
<b>Pupils Assigned Under 50 Yrs:</b>	<b>K-6:</b>	0
<b>Pupils Assigned Over 50 Yrs:</b>	<b>K-6:</b>	328
<b>Recommended Acres:</b>	11.4	
<b>Existing Acres:</b>	8.4	

**PROGRAM GRANT DATA**

<b>Accessibility Fire Grant</b>	<b>\$</b>	65,731.00
<b>Base Grant - Over 50Yr</b>	<b>\$</b>	2,191,040.00
<b>Total State Share (60%)</b>		2,256,771.00
<b>Applicant Share (40%)</b>		1,504,514.00
<b>Total Project Cost</b>	<b>\$</b>	<b>3,761,285.00</b>

**STIPULATED TERMS & NEXT STEPS**

The Applicant is required to submit a signed Grant Agreement pursuant to School Facility Program Regulation Section 1859.90.4 for the project prior to or concurrent with a request for the release of funds.

The Applicant shall ensure that it is in compliance with all applicable laws, regulations and certifications it made on the program forms.

The Applicant is responsible for ensuring that the project is compliant with Prevailing Wage Monitoring and/or Labor Compliance Program requirements at the time construction contracts are executed and/or construction commenced.

This application is placed on the Unfunded List (Lack of AB 55 Loans) pursuant to the Board's action on March 11, 2009. This approval does not constitute a guarantee or commitment of future state funding.

**APPLICANT DATA**

<b>Applicant:</b>	Walnut Valley Unified	<b>PTN:</b>	73460 - 65
<b>Application No:</b>	50/73460-00-010	<b>County:</b>	Los Angeles
<b>School Name:</b>	Quail Summit	<b>Filing Basis:</b>	District-wide

**HISTORY OF PROJECT FUNDING**

	Fund Code	Proposition	Previously Authorized	Authorized This Action	Unfunded Approval This Action
<u>State Share</u>					
NC/Add. Grant	951-500	51	\$	\$ 353,959.00	\$ 353,959.00
<u>Applicant Share</u>					
District Contribution				353,959.00	
<b>Total</b>			<b>\$ 0.00</b>	<b>\$ 707,918.00</b>	<b>\$ 353,959.00</b>
<b>Funding Source:</b>	<b>Proposition 51 Bonds/2016-Nov.</b>				

**APPLICATION DATA**

<b>Type of Project:</b>	Elementary School
<b>Pupils Assigned:</b>	K-6: 25
<b>Number of Classrooms:</b>	1
<b>Addition to Existing Site:</b>	No
<b>Master Plan Acres:</b>	11.5
<b>Recommended Acres:</b>	11.1
<b>Existing Acres:</b>	9.0

**PROGRAM GRANT DATA**

<b>Base Grant</b>	\$	315,700.00
<b>Fire Detection</b>	\$	375.00
<b>Small Size Project</b>	\$	37,884.00
<b>Total State Share (50%)</b>		353,959.00
<b>Applicant Share (50%)</b>		353,959.00
<b>Total Project Cost</b>	\$	<b>707,918.00</b>

**STIPULATED TERMS & NEXT STEPS**

The Applicant is required to submit a signed Grant Agreement pursuant to School Facility Program Regulation Section 1859.90.4 for the project prior to or concurrent with a request for the release of funds.

The Applicant shall ensure that it is in compliance with all applicable laws, regulations and certifications it made on the program forms.

The Applicant is responsible for ensuring that the project is compliant with Prevailing Wage Monitoring and/or Labor Compliance Program requirements at the time construction contracts are executed and/or construction commenced.

This application is placed on the Unfunded List (Lack of AB 55 Loans) pursuant to the Board's action on March 11, 2009. This approval does not constitute a guarantee or commitment of future state funding.

**APPLICANT DATA**

<b>Applicant:</b>	Lemoore Union High	<b>PTN:</b>	63982 - 16
<b>Application No:</b>	50/63982-00-002	<b>County:</b>	Kings
<b>School Name:</b>	Lemoore High	<b>Filing Basis:</b>	District-wide

**HISTORY OF PROJECT FUNDING**

	Fund Code	Proposition	Previously Authorized	Authorized This Action	Unfunded Approval This Action
<u>State Share</u>					
NC/Add. Grant	951-500	51	\$	\$ 1,392,725.00	\$ 1,392,725.00
<u>Applicant Share</u>					
District Contribution				1,392,725.00	
<b>Total</b>			<b>\$ 0.00</b>	<b>\$ 2,785,450.00</b>	<b>\$ 1,392,725.00</b>
<b>Funding Source: Proposition 51 Bonds/2016-Nov.</b>					

**APPLICATION DATA**

<b>Type of Project:</b>	High School
	9-12: 54
<b>Number of Classrooms:</b>	2
<b>Addition to Existing Site:</b>	No
<b>Master Plan Acres:</b>	49.6
<b>Recommended Acres:</b>	49.6
<b>Existing Acres:</b>	79.3

**PROGRAM GRANT DATA**

<b>Base Grant</b>	\$	917,676.00
<b>Fire Detection</b>	\$	1,836.00
<b>Project Assistance</b>	\$	7,723.00
<b>Service Site Development</b>	\$	234,006.00
<b>Small Size Project</b>	\$	110,121.00
<b>Utilities</b>	\$	121,363.00
<b>Total State Share (50%)</b>		1,392,725.00
<b>Applicant Share (50%)</b>		1,392,725.00
<b>Total Project Cost</b>	<b>\$</b>	<b>2,785,450.00</b>

**STIPULATED TERMS & NEXT STEPS**

The Applicant is required to submit a signed Grant Agreement pursuant to School Facility Program Regulation Section 1859.90.4 for the project prior to or concurrent with a request for the release of funds.

The Applicant shall ensure that it is in compliance with all applicable laws, regulations and certifications it made on the program forms.

The Applicant is responsible for ensuring that the project is compliant with Prevailing Wage Monitoring and/or Labor Compliance Program requirements at the time construction contracts are executed and/or construction commenced.

This application is placed on the Unfunded List (Lack of AB 55 Loans) pursuant to the Board's action on March 11, 2009. This approval does not constitute a guarantee or commitment of future state funding.

**APPLICANT DATA**

<b>Applicant:</b>	Tulare Joint Union High	<b>PTN:</b>	72249 - 31
<b>Application No:</b>	50/72249-00-003	<b>County:</b>	Tulare
<b>School Name:</b>	Tulare Western High	<b>Filing Basis:</b>	District-wide

**HISTORY OF PROJECT FUNDING**

	<b>Fund Code</b>	<b>Proposition</b>	<b>Previously Authorized</b>	<b>Authorized This Action</b>	<b>Unfunded Approval This Action</b>
<u>State Share</u>					
<b>NC/Add. Grant</b>	<b>951-500</b>	<b>51</b>	\$	\$ 734,149.00	\$ 734,149.00
<u>Applicant Share</u>					
<b>District Contribution</b>				734,149.00	
<b>Total</b>			\$ <u>0.00</u>	\$ <u>1,468,298.00</u>	\$ <u>734,149.00</u>
<b>Funding Source:</b>	<b>Proposition 51 Bonds/2016-Nov.</b>				

**APPLICATION DATA**

<b>Type of Project:</b>	High School
	<b>9-12: 27</b>
<b>Number of Classrooms:</b>	1
<b>Addition to Existing Site:</b>	No
<b>Master Plan Acres:</b>	52.7
<b>Recommended Acres:</b>	52.7
<b>Existing Acres:</b>	46.1

**PROGRAM GRANT DATA**

<b>Base Grant</b>	\$	458,838.00
<b>Fire Detection</b>	\$	918.00
<b>Off Site</b>	\$	5,884.00
<b>Service Site Development</b>	\$	146,922.00
<b>Small Size Project</b>	\$	55,061.00
<b>Utilities</b>	\$	66,526.00
<b>Total State Share (50%)</b>		734,149.00
<b>Applicant Share (50%)</b>		734,149.00
<b>Total Project Cost</b>	\$	<u>1,468,298.00</u>

**STIPULATED TERMS & NEXT STEPS**

The Applicant is required to submit a signed Grant Agreement pursuant to School Facility Program Regulation Section 1859.90.4 for the project prior to or concurrent with a request for the release of funds.

The Applicant shall ensure that it is in compliance with all applicable laws, regulations and certifications it made on the program forms.

The Applicant is responsible for ensuring that the project is compliant with Prevailing Wage Monitoring and/or Labor Compliance Program requirements at the time construction contracts are executed and/or construction commenced.

This application is placed on the Unfunded List (Lack of AB 55 Loans) pursuant to the Board's action on March 11, 2009. This approval does not constitute a guarantee or commitment of future state funding.

**APPLICANT DATA**

<b>Applicant:</b>	Centralia Elementary	<b>PTN:</b>	66472 - 16
<b>Application No:</b>	57/66472-00-011	<b>County:</b>	Orange
<b>School Name:</b>	Miller (George B.) Elementary		

**HISTORY OF PROJECT FUNDING**

	<b>Fund Code</b>	<b>Proposition</b>	<b>Previously Authorized</b>	<b>Authorized This Action</b>	<b>Unfunded Approval This Action</b>
<b>State Share</b>					
<b>Mod/Add. Grant</b>	951-570	51	\$	\$ 932,339.00	\$ 932,339.00
<b>Applicant Share</b>					
<b>District Contribution</b>				621,559.33	
<b>Total</b>			\$ <u>0.00</u>	\$ <u>1,553,898.33</u>	\$ <u>932,339.00</u>
<b>Funding Source:</b>	Proposition 51 Bonds/2016-Nov.				

**APPLICATION DATA**

**Type of Project:** Elementary School

**Pupils Assigned Under 50 Yrs:**

<b>K-6:</b>	54
<b>Non-Severe:</b>	26
<b>Severe:</b>	21

**Recommended Acres:** 10.1

**Existing Acres:** 9.9

**PROGRAM GRANT DATA**

<b>Accessibility Fire Grant</b>	\$	25,441.00
<b>Base Grant - Under 50Yr</b>	\$	848,035.00
<b>Fire Detection</b>	\$	24,942.00
<b>Small Size Project</b>	\$	33,921.00
<b>Total State Share (60%)</b>		<u>932,339.00</u>
<b>Applicant Share (40%)</b>		<u>621,559.33</u>
<b>Total Project Cost</b>	\$	<u><u>1,553,898.33</u></u>

**STIPULATED TERMS & NEXT STEPS**

This application is placed on the Unfunded List (Lack of AB 55 Loans) pursuant to the Board's action on March 11, 2009. This approval does not constitute a guarantee or commitment of future state funding.

The Applicant shall ensure that it is in compliance with all applicable laws, regulations and certifications it made on the program forms.

The Applicant is required to submit a signed Grant Agreement pursuant to School Facility Program Regulation Section 1859.90.4 for the project prior to or concurrent with a request for the release of funds.

The Applicant is responsible for ensuring that the project is compliant with Prevailing Wage Monitoring and/or Labor Compliance Program requirements at the time construction contracts are executed and/or construction commenced.

**APPLICANT DATA**

<b>Applicant:</b>	Centralia Elementary	<b>PTN:</b>	66472 - 17
<b>Application No:</b>	57/66472-00-012	<b>County:</b>	Orange
<b>School Name:</b>	Temple (Raymond) Elementary		

**HISTORY OF PROJECT FUNDING**

	<b>Fund Code</b>	<b>Proposition</b>	<b>Previously Authorized</b>	<b>Authorized This Action</b>	<b>Unfunded Approval This Action</b>
<b>State Share</b>					
<b>Mod/Add. Grant</b>	951-570	51	\$	\$ 409,334.00	\$ 409,334.00
<b>Applicant Share</b>					
<b>District Contribution</b>				272,889.33	
<b>Total</b>			\$ <u>0.00</u>	\$ <u>682,223.33</u>	\$ <u>409,334.00</u>
<b>Funding Source:</b>	Proposition 51 Bonds/2016-Nov.				

**APPLICATION DATA**

<b>Type of Project:</b>	Elementary School	
<b>Pupils Assigned Under 50 Yrs:</b>	<b>K-6:</b>	72
<b>Recommended Acres:</b>		10.1
<b>Existing Acres:</b>		9.1

**PROGRAM GRANT DATA**

<b>Accessibility Fire Grant</b>	\$	10,385.00
<b>Base Grant - Under 50Yr</b>	\$	346,176.00
<b>Fire Detection</b>	\$	11,232.00
<b>Small Size Project</b>	\$	41,541.00
<b>Total State Share (60%)</b>		409,334.00
<b>Applicant Share (40%)</b>		272,889.33
<b>Total Project Cost</b>	\$	<u>682,223.33</u>

**STIPULATED TERMS & NEXT STEPS**

This application is placed on the Unfunded List (Lack of AB 55 Loans) pursuant to the Board's action on March 11, 2009. This approval does not constitute a guarantee or commitment of future state funding.

The Applicant shall ensure that it is in compliance with all applicable laws, regulations and certifications it made on the program forms.

The Applicant is required to submit a signed Grant Agreement pursuant to School Facility Program Regulation Section 1859.90.4 for the project prior to or concurrent with a request for the release of funds.

The Applicant is responsible for ensuring that the project is compliant with Prevailing Wage Monitoring and/or Labor Compliance Program requirements at the time construction contracts are executed and/or construction commenced.



**APPLICANT DATA**

<b>Applicant:</b>	Grossmont Union High	<b>PTN:</b>	68130 - 264
<b>Application No:</b>	57/68130-00-028	<b>County:</b>	San Diego
<b>School Name:</b>	El Cajon Valley High		

**HISTORY OF PROJECT FUNDING**

	<b>Fund Code</b>	<b>Proposition</b>	<b>Previously Authorized</b>	<b>Authorized This Action</b>	<b>Unfunded Approval This Action</b>
<u>State Share</u>					
<b>Mod/Add. Grant</b>	<b>951-570</b>	<b>51</b>	<b>\$</b>	<b>\$ 3,569,403.00</b>	<b>\$ 3,569,403.00</b>
<u>Applicant Share</u>					
<b>District Contribution</b>				2,379,602.00	
<b>Total</b>			<b>\$ 0.00</b>	<b>\$ 5,949,005.00</b>	<b>\$ 3,569,403.00</b>
<b>Funding Source:</b>	<b>Proposition 51 Bonds/2016-Nov.</b>				

**APPLICATION DATA**

**Type of Project:** High School

**Pupils Assigned Under 50 Yrs:**

<b>9-12</b>	102
<b>Severe:</b>	26

**Pupils Assigned Over 50 Yrs:**

<b>9-12</b>	171
<b>Severe:</b>	29

**Recommended Acres:** 49.6

**Existing Acres:** 34.35

**PROGRAM GRANT DATA**

<b>2 Stop Elevator</b>	<b>\$</b>	128,460.00
<b>Accessibility Fire Grant</b>	<b>\$</b>	98,292.00
<b>Base Grant - Over 50Yr</b>	<b>\$</b>	2,198,847.00
<b>Base Grant - Under 50Yr</b>	<b>\$</b>	1,077,566.00
<b>Fire Detection</b>	<b>\$</b>	66,238.00
<b>Total State Share (60%)</b>		3,569,403.00
<b>Applicant Share (40%)</b>		2,379,602.00
<b>Total Project Cost</b>	<b>\$</b>	<b>5,949,005.00</b>

**STIPULATED TERMS & NEXT STEPS**

This application is placed on the Unfunded List (Lack of AB 55 Loans) pursuant to the Board's action on March 11, 2009. This approval does not constitute a guarantee or commitment of future state funding.

The Applicant shall ensure that it is in compliance with all applicable laws, regulations and certifications it made on the program forms.

The Applicant is required to submit a signed Grant Agreement pursuant to School Facility Program Regulation Section 1859.90.4 for the project prior to or concurrent with a request for the release of funds.

The Applicant is responsible for ensuring that the project is compliant with Prevailing Wage Monitoring and/or Labor Compliance Program requirements at the time construction contracts are executed and/or construction commenced.

**APPLICANT DATA**

<b>Applicant:</b>	Sweetwater Union High	<b>PTN:</b>	68411 - 296
<b>Application No:</b>	57/68411-00-049	<b>County:</b>	San Diego
<b>School Name:</b>	Bonita Vista Middle		

**HISTORY OF PROJECT FUNDING**

	<b>Fund Code</b>	<b>Proposition</b>	<b>Previously Authorized</b>	<b>Authorized This Action</b>	<b>Unfunded Approval This Action</b>
<b>State Share</b>					
<b>Mod/Add. Grant</b>	951-570	51	\$	\$ 1,659,386.00	\$ 1,659,386.00
<b>Applicant Share</b>					
<b>District Contribution</b>				1,106,257.33	
<b>Total</b>			\$ <u>0.00</u>	\$ <u>2,765,643.33</u>	\$ <u>1,659,386.00</u>
<b>Funding Source:</b>	Proposition 51 Bonds/2016-Nov.				

**APPLICATION DATA**

**Type of Project:** Middle School

**Pupils Assigned Under 50 Yrs:**

<b>Non-Severe:</b>	14
<b>Severe:</b>	0

**Pupils Assigned Over 50 Yrs:**

<b>Non-Severe:</b>	73
<b>Severe:</b>	11

**Recommended Acres:** 18.1

**Existing Acres:** 21.18

**PROGRAM GRANT DATA**

<b>Accessibility Fire Grant</b>	\$	42,511.00
<b>Base Grant - Over 50Yr</b>	\$	1,273,502.00
<b>Base Grant - Under 50Yr</b>	\$	143,542.00
<b>Fire Detection</b>	\$	29,786.00
<b>Small Size Project</b>	\$	170,045.00
<b>Total State Share (60%)</b>		<u>1,659,386.00</u>
<b>Applicant Share (40%)</b>		1,106,257.33
<b>Total Project Cost</b>	\$	<u>2,765,643.33</u>

**STIPULATED TERMS & NEXT STEPS**

The Applicant is required to submit a signed Grant Agreement pursuant to School Facility Program Regulation Section 1859.90.4 for the project prior to or concurrent with a request for the release of funds.

The Applicant shall ensure that it is in compliance with all applicable laws, regulations and certifications it made on the program forms.

The Applicant is responsible for ensuring that the project is compliant with Prevailing Wage Monitoring and/or Labor Compliance Program requirements at the time construction contracts are executed and/or construction commenced.

This application is placed on the Unfunded List (Lack of AB 55 Loans) pursuant to the Board's action on March 11, 2009. This approval does not constitute a guarantee or commitment of future state funding.

<b>APPLICANT DATA</b>
-----------------------

<b>Applicant:</b>	Colton Joint Unified	<b>PTN:</b>	67686 - 86
<b>Application No:</b>	57/67686-00-025	<b>County:</b>	San Bernardino
<b>School Name:</b>	D'arcy (Michael) Elementary		

<b>HISTORY OF PROJECT FUNDING</b>
-----------------------------------

	Fund Code	Proposition	Previously Authorized	Authorized This Action	Unfunded Approval This Action
<b>State Share</b>					
<b>Mod/Add. Grant</b>	951-570	51	\$	\$ 663,564.00	\$ 663,564.00
<b>Applicant Share</b>					
<b>District Contribution</b>				442,376.00	
<b>Total</b>			\$	\$ 1,105,940.00	\$ 663,564.00
<b>Funding Source:</b>	Proposition 51 Bonds/2016-Nov.				

<b>APPLICATION DATA</b>
-------------------------

<b>Type of Project:</b>	Elementary School	
<b>Pupils Assigned Under 50 Yrs:</b>	<b>K-6:</b>	125
<b>Recommended Acres:</b>	9.9	
<b>Existing Acres:</b>	9.98	

<b>PROGRAM GRANT DATA</b>
---------------------------

<b>Accessibility Fire Grant</b>	\$	18,030.00
<b>Base Grant - Under 50Yr</b>	\$	601,000.00
<b>Fire Detection</b>	\$	19,500.00
<b>Prevailing Wage Monitoring</b>	\$	994.00
<b>Small Size Project</b>	\$	24,040.00
<b>Total State Share (60%)</b>		663,564.00
<b>Applicant Share (40%)</b>		442,376.00
<b>Total Project Cost</b>	\$	1,105,940.00

<b>STIPULATED TERMS &amp; NEXT STEPS</b>
--

This application is placed on the Unfunded List (Lack of AB 55 Loans) pursuant to the Board's action on March 11, 2009. This approval does not constitute a guarantee or commitment of future state funding.

The Applicant shall ensure that it is in compliance with all applicable laws, regulations and certifications it made on the program forms.

The Applicant is required to submit a signed Grant Agreement pursuant to School Facility Program Regulation Section 1859.90.4 for the project prior to or concurrent with a request for the release of funds.

The Applicant is responsible for ensuring that the project is compliant with Prevailing Wage Monitoring and/or Labor Compliance Program requirements at the time construction contracts are executed and/or construction commenced.

APPLICANT DATA			
Applicant:	Bakersfield City Elementary	PTN:	63321 - 240
Application No:	50/63321-00-035	County:	Kern
School Name:	Pauly (Leo G.) Elementary	Filing Basis:	District-wide

HISTORY OF PROJECT FUNDING					
	Fund Code	Proposition	Previously Authorized	Authorized This Action	Unfunded Approval This Action
<b>State Share</b>					
NC/Add. Grant	951-500	51	\$	\$ 1,476,424.00	\$ 1,476,424.00
<b>Applicant Share</b>					
District Contribution				1,476,424.00	
Total			\$ <u>0.00</u>	\$ <u>2,952,848.00</u>	\$ <u>1,476,424.00</u>
Funding Source:	Proposition 51 Bonds/2016-Nov.				

APPLICATION DATA		PROGRAM GRANT DATA	
Type of Project:	Elementary School	Base Grant	\$ 1,335,600.00
	7-8: 100	Fire Detection	\$ 2,000.00
Number of Classrooms:	5	Service Site Development	\$ 49,157.00
Addition to Existing Site:	No	Small Size Project	\$ 53,424.00
Use of Grants 1859.77.3(a):	No	Utilities	\$ 36,243.00
Use of Grants 1859.77.3(b):	Yes	Total State Share (50%)	<u>1,476,424.00</u>
Master Plan Acres:	14.1	Applicant Share (50%)	<u>1,476,424.00</u>
Recommended Acres:	14.0	Total Project Cost	\$ <u>2,952,848.00</u>
Existing Acres:	8.3		

STIPULATED TERMS & NEXT STEPS
<p>This application is placed on the Unfunded List (Lack of AB 55 Loans) pursuant to the Board's action on March 11, 2009. This approval does not constitute a guarantee or commitment of future state funding.</p> <p>The Applicant is required to submit a signed Grant Agreement pursuant to School Facility Program Regulation Section 1859.90.4 for the project prior to or concurrent with a request for the release of funds.</p> <p>The Applicant shall ensure that it is in compliance with all applicable laws, regulations and certifications it made on the program forms.</p> <p>The Applicant is responsible for ensuring that the project is compliant with Prevailing Wage Monitoring and/or Labor Compliance Program requirements at the time construction contracts are executed and/or construction commenced.</p>

APPLICANT DATA			
Applicant:	Bakersfield City Elementary	PTN:	63321 - 291
Application No:	50/63321-00-036	County:	Kern
School Name:	Pauly (Leo G.) Elementary	Filing Basis:	District-wide

HISTORY OF PROJECT FUNDING					
	Fund Code	Proposition	Previously Authorized	Authorized This Action	Unfunded Approval This Action
<u>State Share</u>					
NC/Add. Grant	951-500	51	\$	\$ 1,952,722.00	\$ 1,952,722.00
<u>Applicant Share</u>					
District Contribution				1,952,722.00	
Total			\$ <u>0.00</u>	\$ <u>3,905,444.00</u>	\$ <u>1,952,722.00</u>
Funding Source:	Proposition 51 Bonds/2016-Nov.				

APPLICATION DATA		PROGRAM GRANT DATA	
Type of Project:	Elementary School	Base Grant	\$ 1,669,500.00
	7-8: 125	Fire Detection	\$ 2,500.00
Number of Classrooms:	5	Service Site Development	\$ 189,737.00
Addition to Existing Site:	No	Small Size Project	\$ 66,780.00
Use of Grants 1859.77.3(a):	No	Utilities	\$ 24,205.00
Use of Grants 1859.77.3(b):	Yes	Total State Share (50%)	<u>1,952,722.00</u>
Master Plan Acres:	14.1	Applicant Share (50%)	<u>1,952,722.00</u>
Recommended Acres:	11.7	Total Project Cost	\$ <u>3,905,444.00</u>
Existing Acres:	8.3		

STIPULATED TERMS & NEXT STEPS
<p>This application is placed on the Unfunded List (Lack of AB 55 Loans) pursuant to the Board's action on March 11, 2009. This approval does not constitute a guarantee or commitment of future state funding.</p> <p>The Applicant shall ensure that it is in compliance with all applicable laws, regulations and certifications it made on the program forms.</p> <p>The Applicant is required to submit a signed Grant Agreement pursuant to School Facility Program Regulation Section 1859.90.4 for the project prior to or concurrent with a request for the release of funds.</p> <p>The Applicant is responsible for ensuring that the project is compliant with Prevailing Wage Monitoring and/or Labor Compliance Program requirements at the time construction contracts are executed and/or construction commenced.</p>

**APPLICANT DATA**

<b>Applicant:</b>	Clovis Unified	<b>PTN:</b>	62117 - 227
<b>Application No:</b>	57/62117-00-058	<b>County:</b>	Fresno
<b>School Name:</b>	Alta Sierra Intermediate Project		

**HISTORY OF PROJECT FUNDING**

	<b>Fund Code</b>	<b>Proposition</b>	<b>Previously Authorized</b>	<b>Authorized This Action</b>	<b>Unfunded Approval This Action</b>
<b>State Share</b>					
<b>Mod/Add. Grant</b>	951-570	51	\$	\$ 4,619,519.00	\$ 4,619,519.00
<b>Applicant Share</b>					
<b>District Contribution</b>				3,079,679.33	
<b>Total</b>			\$ <u>0.00</u>	\$ <u>7,699,198.33</u>	\$ <u>4,619,519.00</u>
<b>Funding Source:</b>	Proposition 51 Bonds/2016-Nov.				

**APPLICATION DATA**

**Type of Project:** Middle School

**Pupils Assigned Under 50 Yrs:**

7-8: 882

**Recommended Acres:** 22.8

**Existing Acres:** 20.54

**PROGRAM GRANT DATA**

<b>Accessibility Fire Grant</b>	\$	134,549.00
<b>Base Grant - Under 50Yr</b>	\$	4,484,970.00
<b>Total State Share (60%)</b>		4,619,519.00
<b>Applicant Share (40%)</b>		3,079,679.33
<b>Total Project Cost</b>	\$	<u>7,699,198.33</u>

**STIPULATED TERMS & NEXT STEPS**

The Applicant is required to submit a signed Grant Agreement pursuant to School Facility Program Regulation Section 1859.90.4 for the project prior to or concurrent with a request for the release of funds.

The Applicant shall ensure that it is in compliance with all applicable laws, regulations and certifications it made on the program forms.

The Applicant is responsible for ensuring that the project is compliant with Prevailing Wage Monitoring and/or Labor Compliance Program requirements at the time construction contracts are executed and/or construction commenced.

This application is placed on the Unfunded List (Lack of AB 55 Loans) pursuant to the Board's action on March 11, 2009. This approval does not constitute a guarantee or commitment of future state funding.

<b>APPLICANT DATA</b>
-----------------------

<b>Applicant:</b>	Grossmont Union High	<b>PTN:</b>	68130 - 220
<b>Application No:</b>	57/68130-00-029	<b>County:</b>	San Diego
<b>School Name:</b>	West Hills High		

<b>HISTORY OF PROJECT FUNDING</b>
-----------------------------------

	Fund Code	Proposition	Previously Authorized	Authorized This Action	Unfunded Approval This Action
<b>State Share</b>					
<b>Mod/Add. Grant</b>	951-570	51	\$	\$ 5,964,329.00	\$ 5,964,329.00
<b>Applicant Share</b>					
<b>District Contribution</b>				3,976,219.33	
<b>Total</b>			\$	<u><u>9,940,548.33</u></u>	<u><u>5,964,329.00</u></u>
<b>Funding Source:</b>	Proposition 51 Bonds/2016-Nov.				

<b>APPLICATION DATA</b>
-------------------------

<b>Type of Project:</b>	High School	
<b>Pupils Assigned Under 50 Yrs:</b>		
	9-12	696
	Non-Severe:	46
	Severe:	36
<b>Recommended Acres:</b>	47.1	
<b>Existing Acres:</b>	54.0	

<b>PROGRAM GRANT DATA</b>
---------------------------

<b>Accessibility Fire Grant</b>	\$	169,719.00
<b>Base Grant - Under 50Yr</b>	\$	5,657,306.00
<b>Fire Detection</b>	\$	<u>137,304.00</u>
<b>Total State Share (60%)</b>		5,964,329.00
<b>Applicant Share (40%)</b>		3,976,219.33
<b>Total Project Cost</b>	\$	<u><u>9,940,548.33</u></u>

<b>STIPULATED TERMS &amp; NEXT STEPS</b>
--

This application is placed on the Unfunded List (Lack of AB 55 Loans) pursuant to the Board's action on March 11, 2009. This approval does not constitute a guarantee or commitment of future state funding.

The Applicant shall ensure that it is in compliance with all applicable laws, regulations and certifications it made on the program forms.

The Applicant is required to submit a signed Grant Agreement pursuant to School Facility Program Regulation Section 1859.90.4 for the project prior to or concurrent with a request for the release of funds.

The Applicant is responsible for ensuring that the project is compliant with Prevailing Wage Monitoring and/or Labor Compliance Program requirements at the time construction contracts are executed and/or construction commenced.

**APPLICANT DATA**

<b>Applicant:</b>	San Ramon Valley Unified	<b>PTN:</b>	61804 - 188
<b>Application No:</b>	57/61804-00-034	<b>County:</b>	Contra Costa
<b>School Name:</b>	California High		

**HISTORY OF PROJECT FUNDING**

	<b>Fund Code</b>	<b>Proposition</b>	<b>Previously Authorized</b>	<b>Authorized This Action</b>	<b>Unfunded Approval This Action</b>
<b>State Share</b>					
<b>Mod/Add. Grant</b>	951-570	51	\$	\$ 3,409,716.00	\$ 3,409,716.00
<b>Applicant Share</b>					
<b>District Contribution</b>				2,273,144.00	
<b>Total</b>			\$	<u>5,682,860.00</u>	<u>3,409,716.00</u>
<b>Funding Source:</b>	Proposition 51 Bonds/2016-Nov.				

**APPLICATION DATA**

**Type of Project:** High School

**Pupils Assigned Under 50 Yrs:**

9-12	488
Severe:	4

**Recommended Acres:** 63.3

**Existing Acres:** 40.0

**PROGRAM GRANT DATA**

<b>Accessibility Fire Grant</b>	\$	99,312.00
<b>Base Grant - Under 50Yr</b>	\$	3,310,404.00
<b>Total State Share (60%)</b>		<u>3,409,716.00</u>
<b>Applicant Share (40%)</b>		<u>2,273,144.00</u>
<b>Total Project Cost</b>	\$	<u>5,682,860.00</u>

**STIPULATED TERMS & NEXT STEPS**

This application is placed on the Unfunded List (Lack of AB 55 Loans) pursuant to the Board's action on March 11, 2009. This approval does not constitute a guarantee or commitment of future state funding.

The Applicant shall ensure that it is in compliance with all applicable laws, regulations and certifications it made on the program forms.

The Applicant is required to submit a signed Grant Agreement pursuant to School Facility Program Regulation Section 1859.90.4 for the project prior to or concurrent with a request for the release of funds.

The Applicant is responsible for ensuring that the project is compliant with Prevailing Wage Monitoring and/or Labor Compliance Program requirements at the time construction contracts are executed and/or construction commenced.



**APPLICANT DATA**

<b>Applicant:</b>	Santa Ana Unified	<b>PTN:</b>	66670 - 255
<b>Application No:</b>	57/66670-00-054	<b>County:</b>	Orange
<b>School Name:</b>	Garfield (Annex) Elementary		

**HISTORY OF PROJECT FUNDING**

	<b>Fund Code</b>	<b>Proposition</b>	<b>Previously Authorized</b>	<b>Authorized This Action</b>	<b>Unfunded Approval This Action</b>
<b>State Share</b>					
<b>Mod/Add. Grant</b>	<b>951-570</b>	<b>51</b>	\$	\$ 3,542,452.00	\$ 3,542,452.00
<b>Applicant Share</b>					
<b>District Contribution</b>				2,361,634.67	
<b>Total</b>			\$ <u>0.00</u>	\$ <u>5,904,086.67</u>	\$ <u>3,542,452.00</u>
<b>Funding Source:</b>	<b>Proposition 51 Bonds/2016-Nov.</b>				

**APPLICATION DATA**

<b>Type of Project:</b>	Elementary School	
<b>Pupils Assigned Under 50 Yrs:</b>	<b>K-6:</b>	525
	<b>Non-Severe:</b>	13
	<b>Severe:</b>	9
<b>Recommended Acres:</b>	11.7	
<b>Existing Acres:</b>	5.08	

**PROGRAM GRANT DATA**

<b>Accessibility Fire Grant</b>	\$	83,862.00
<b>Base Grant - Under 50Yr</b>	\$	2,795,414.00
<b>Fire Detection</b>	\$	89,514.00
<b>Urban / Security / Impacted Site</b>	\$	573,662.00
<b>Total State Share (60%)</b>		<u>3,542,452.00</u>
<b>Applicant Share (40%)</b>		<u>2,361,634.67</u>
<b>Total Project Cost</b>	\$	<u><u>5,904,086.67</u></u>

**STIPULATED TERMS & NEXT STEPS**

The Applicant is required to submit a signed Grant Agreement pursuant to School Facility Program Regulation Section 1859.90.4 for the project prior to or concurrent with a request for the release of funds.

The Applicant shall ensure that it is in compliance with all applicable laws, regulations and certifications it made on the program forms.

The Applicant is responsible for ensuring that the project is compliant with Prevailing Wage Monitoring and/or Labor Compliance Program requirements at the time construction contracts are executed and/or construction commenced.

This application is placed on the Unfunded List (Lack of AB 55 Loans) pursuant to the Board's action on March 11, 2009. This approval does not constitute a guarantee or commitment of future state funding.

APPLICANT DATA			
Applicant:	Western Placer Unified	PTN:	66951 - 43
Application No:	50/66951-00-010	County:	Placer
School Name:	Edwards (Glen) Middle	Filing Basis:	District-wide

HISTORY OF PROJECT FUNDING					
	Fund Code	Proposition	Previously Authorized	Authorized This Action	Unfunded Approval This Action
<u>State Share</u>					
NC/Add. Grant	951-500	51	\$	\$ 4,549,765.00	\$ 4,549,765.00
<u>Applicant Share</u>					
District Contribution				4,549,765.00	
Total			\$ <u>0.00</u>	\$ <u>9,099,530.00</u>	\$ <u>4,549,765.00</u>
Funding Source:	Proposition 51 Bonds/2016-Nov.				

APPLICATION DATA		PROGRAM GRANT DATA	
Type of Project:	Middle School	Base Grant	\$ 3,606,120.00
	7-8: 270	Fire Detection	\$ 5,400.00
Number of Classrooms:	10	Multi Level Construction	\$ 432,734.00
Addition to Existing Site:	No	Off Site	\$ 7,955.00
Master Plan Acres:	21.9	Service Site Development	\$ 481,620.00
Recommended Acres:	21.9	Utilities	\$ 15,936.00
Existing Acres:	15.0	Total State Share (50%)	4,549,765.00
Proposed Acres:	0.0	Applicant Share (50%)	4,549,765.00
		Total Project Cost	\$ <u>9,099,530.00</u>

STIPULATED TERMS & NEXT STEPS
<p>The Applicant is required to submit a signed Grant Agreement pursuant to School Facility Program Regulation Section 1859.90.4 for the project prior to or concurrent with a request for the release of funds.</p> <p>The Applicant shall ensure that it is in compliance with all applicable laws, regulations and certifications it made on the program forms.</p> <p>The Applicant is responsible for ensuring that the project is compliant with Prevailing Wage Monitoring and/or Labor Compliance Program requirements at the time construction contracts are executed and/or construction commenced.</p> <p>This application is placed on the Unfunded List (Lack of AB 55 Loans) pursuant to the Board's action on March 11, 2009. This approval does not constitute a guarantee or commitment of future state funding.</p>

**APPLICANT DATA**

<b>Applicant:</b>	Western Placer Unified	<b>PTN:</b>	66951 - 43
<b>Application No:</b>	57/66951-00-003	<b>County:</b>	Placer
<b>School Name:</b>	Edwards (Glen) Middle		

**HISTORY OF PROJECT FUNDING**

	<b>Fund Code</b>	<b>Proposition</b>	<b>Previously Authorized</b>	<b>Authorized This Action</b>	<b>Unfunded Approval This Action</b>
<b>State Share</b>					
<b>Mod/Add. Grant</b>	951-570	51	\$	\$ 5,758,053.00	\$ 5,758,053.00
<b>Applicant Share</b>					
<b>District Contribution</b>				3,838,702.00	
<b>Total</b>			\$ <u>0.00</u>	\$ <u>9,596,755.00</u>	\$ <u>5,758,053.00</u>
<b>Funding Source:</b>	Proposition 51 Bonds/2016-Nov.				

**APPLICATION DATA**

**Type of Project:** Middle School

**Pupils Assigned Under 50 Yrs:**

<b>K-6:</b>	0
<b>7-8:</b>	480
<b>9-12:</b>	0
<b>Non-Severe:</b>	4
<b>Severe:</b>	1

**Pupils Assigned Over 50 Yrs:**

<b>7-8:</b>	387
<b>Non-Severe:</b>	4
<b>Severe:</b>	2

**Recommended Acres:** 20.9

**Existing Acres:** 15.0

**PROGRAM GRANT DATA**

<b>2 Stop Elevator</b>	\$	128,460.00
<b>Accessibility Fire Grant</b>	\$	159,925.00
<b>Base Grant - Over 50Yr</b>	\$	2,833,685.00
<b>Base Grant - Under 50Yr</b>	\$	2,497,137.00
<b>Fire Detection</b>	\$	138,846.00
<b>Total State Share (60%)</b>		<u>5,758,053.00</u>
<b>Applicant Share (40%)</b>		<u>3,838,702.00</u>
<b>Total Project Cost</b>	\$	<u><u>9,596,755.00</u></u>

**STIPULATED TERMS & NEXT STEPS**

The Applicant is required to submit a signed Grant Agreement pursuant to School Facility Program Regulation Section 1859.90.4 for the project prior to or concurrent with a request for the release of funds.

The Applicant shall ensure that it is in compliance with all applicable laws, regulations and certifications it made on the program forms.

The Applicant is responsible for ensuring that the project is compliant with Prevailing Wage Monitoring and/or Labor Compliance Program requirements at the time construction contracts are executed and/or construction commenced.

This application is placed on the Unfunded List (Lack of AB 55 Loans) pursuant to the Board's action on March 11, 2009. This approval does not constitute a guarantee or commitment of future state funding.

**APPLICANT DATA**

<b>Applicant:</b>	Wright Elementary	<b>PTN:</b>	71035 - 20
<b>Application No:</b>	57/71035-00-003	<b>County:</b>	Sonoma
<b>School Name:</b>	Wilson (J. X.) Elementary		

**HISTORY OF PROJECT FUNDING**

	<b>Fund Code</b>	<b>Proposition</b>	<b>Previously Authorized</b>	<b>Authorized This Action</b>	<b>Unfunded Approval This Action</b>
<u>State Share</u>					
<b>Mod/Add. Grant</b>	<b>951-570</b>	<b>51</b>	\$	\$ 316,805.00	\$ 316,805.00
<u>Applicant Share</u>					
<b>District Contribution</b>				211,203.33	
<b>Total</b>			\$ <u>0.00</u>	\$ <u>528,008.33</u>	\$ <u>316,805.00</u>
<b>Funding Source:</b>	<b>Proposition 51 Bonds/2016-Nov.</b>				

**APPLICATION DATA**

<b>Type of Project:</b>	Elementary School	
<b>Pupils Assigned Under 50 Yrs:</b>	<b>K-6:</b>	55
	<b>7-8:</b>	0
	<b>9-12</b>	0
	<b>Non-Severe:</b>	0
	<b>Severe:</b>	0

**PROGRAM GRANT DATA**

<b>Accessibility Fire Grant</b>	\$	7,933.00
<b>Base Grant - Under 50Yr</b>	\$	264,440.00
<b>Fire Detection</b>	\$	8,580.00
<b>Project Assistance</b>	\$	4,119.00
<b>Small Size Project</b>	\$	31,733.00
<b>Total State Share (60%)</b>		<u>316,805.00</u>
<b>Applicant Share (40%)</b>		<u>211,203.33</u>
<b>Total Project Cost</b>	\$	<u><u>528,008.33</u></u>

<b>Recommended Acres:</b>	5.7
<b>Existing Acres:</b>	10.85

**STIPULATED TERMS & NEXT STEPS**

The Applicant is required to submit a signed Grant Agreement pursuant to School Facility Program Regulation Section 1859.90.4 for the project prior to or concurrent with a request for the release of funds.

The Applicant shall ensure that it is in compliance with all applicable laws, regulations and certifications it made on the program forms.

The Applicant is responsible for ensuring that the project is compliant with Prevailing Wage Monitoring and/or Labor Compliance Program requirements at the time construction contracts are executed and/or construction commenced.

This application is placed on the Unfunded List (Lack of AB 55 Loans) pursuant to the Board's action on March 11, 2009. This approval does not constitute a guarantee or commitment of future state funding.

**APPLICANT DATA**

<b>Applicant:</b>	Guadalupe Union Elementary	<b>PTN:</b>	69203 - 12
<b>Application No:</b>	50/69203-00-002	<b>County:</b>	Santa Barbara
<b>School Name:</b>	Mckenzie (Kermit) Intermediate	<b>Filing Basis:</b>	District-wide

**HISTORY OF PROJECT FUNDING**

	Fund Code	Proposition	Previously Authorized	Authorized This Action	Unfunded Approval This Action
<u>State Share</u>					
NC/Add. Grant	951-500	51	\$	\$ 1,769,373.00	\$ 1,769,373.00
<u>Applicant Share</u>					
District Contribution				1,769,373.00	
Total			\$ <u>0.00</u>	\$ <u>3,538,746.00</u>	\$ <u>1,769,373.00</u>
Funding Source:	<b>Proposition 51 Bonds/2016-Nov.</b>				

**APPLICATION DATA**

<b>Type of Project:</b>	Elementary School
<b>Pupils Assigned:</b>	K-6: 112
<b>Number of Classrooms:</b>	8
<b>Addition to Existing Site:</b>	No
<b>Master Plan Acres:</b>	8.1
<b>Recommended Acres:</b>	11.9
<b>Existing Acres:</b>	10.93

**PROGRAM GRANT DATA**

<b>Base Grant</b>	\$	1,414,336.00
<b>Fire Detection</b>	\$	1,680.00
<b>Project Assistance</b>	\$	7,723.00
<b>Service Site Development</b>	\$	172,414.00
<b>Small Size Project</b>	\$	56,573.00
<b>Utilities</b>	\$	116,647.00
<b>Total State Share (50%)</b>		1,769,373.00
<b>Applicant Share (50%)</b>		1,769,373.00
<b>Total Project Cost</b>	\$	<u>3,538,746.00</u>

**STIPULATED TERMS & NEXT STEPS**

This application is placed on the Unfunded List (Lack of AB 55 Loans) pursuant to the Board's action on March 11, 2009. This approval does not constitute a guarantee or commitment of future state funding.

The Applicant shall ensure that it is in compliance with all applicable laws, regulations and certifications it made on the program forms.

The Applicant is required to submit a signed Grant Agreement pursuant to School Facility Program Regulation Section 1859.90.4 for the project prior to or concurrent with a request for the release of funds.

The Applicant is responsible for ensuring that the project is compliant with Prevailing Wage Monitoring and/or Labor Compliance Program requirements at the time construction contracts are executed and/or construction commenced.

**APPLICANT DATA**

<b>Applicant:</b>	Irvine Unified	<b>PTN:</b>	73650 - 246
<b>Application No:</b>	50/73650-00-042	<b>County:</b>	Orange
<b>School Name:</b>	Cypress Village Elementary	<b>Filing Basis:</b>	District-wide

**HISTORY OF PROJECT FUNDING**

	<b>Fund Code</b>	<b>Proposition</b>	<b>Previously Authorized</b>	<b>Authorized This Action</b>	<b>Unfunded Approval This Action</b>
<u>State Share</u>					
<b>NC/Add. Grant</b>	<b>951-500</b>	<b>51</b>	\$	\$ 1,308,548.00	\$ 1,308,548.00
<u>Applicant Share</u>					
<b>District Contribution</b>				1,308,548.00	
<b>Total</b>			\$ <u>0.00</u>	\$ <u>2,617,096.00</u>	\$ <u>1,308,548.00</u>
<b>Funding Source:</b>	<b>Proposition 51 Bonds/2016-Nov.</b>				

**APPLICATION DATA**

<b>Type of Project:</b>	Elementary School
<b>Pupils Assigned:</b>	<b>K-6:</b> 90
<b>Number of Classrooms:</b>	4
<b>Addition to Existing Site:</b>	No
<b>Recommended Acres:</b>	16.5
<b>Existing Acres:</b>	10.21

**PROGRAM GRANT DATA**

<b>Base Grant</b>	\$	1,136,520.00
<b>Fire Detection</b>	\$	1,350.00
<b>Service Site Development</b>	\$	34,296.00
<b>Small Size Project</b>	\$	136,382.00
<b>Total State Share (50%)</b>		1,308,548.00
<b>Applicant Share (50%)</b>		1,308,548.00
<b>Total Project Cost</b>	\$	<u>2,617,096.00</u>

**STIPULATED TERMS & NEXT STEPS**

The Applicant is required to submit a signed Grant Agreement pursuant to School Facility Program Regulation Section 1859.90.4 for the project prior to or concurrent with a request for the release of funds.

The Applicant shall ensure that it is in compliance with all applicable laws, regulations and certifications it made on the program forms.

The Applicant is responsible for ensuring that the project is compliant with Prevailing Wage Monitoring and/or Labor Compliance Program requirements at the time construction contracts are executed and/or construction commenced.

This application is placed on the Unfunded List (Lack of AB 55 Loans) pursuant to the Board's action on March 11, 2009. This approval does not constitute a guarantee or commitment of future state funding.

**APPLICANT DATA**

<b>Applicant:</b>	Hydesville Elementary	<b>PTN:</b>	62885 - 1
<b>Application No:</b>	57/62885-00-002	<b>County:</b>	Humboldt
<b>School Name:</b>	Hydesville Elementary		

**HISTORY OF PROJECT FUNDING**

	<b>Fund Code</b>	<b>Proposition</b>	<b>Previously Authorized</b>	<b>Authorized This Action</b>	<b>Unfunded Approval This Action</b>
<b>State Share</b>					
<b>Mod/Add. Grant</b>	951-570	51	\$	\$ 273,710.00	\$ 273,710.00
<b>Applicant Share</b>					
<b>District Contribution</b>				182,473.33	
<b>Total</b>			\$ <u>0.00</u>	\$ <u>456,183.33</u>	\$ <u>273,710.00</u>
<b>Funding Source:</b>	Proposition 51 Bonds/2016-Nov.				

**APPLICATION DATA**

<b>Type of Project:</b>	Elementary School	
<b>Pupils Assigned Under 50 Yrs:</b>	<b>K-6:</b>	0
	<b>7-8:</b>	0
<b>Pupils Assigned Over 50 Yrs:</b>	<b>K-6:</b>	27
	<b>7-8:</b>	7
<b>Recommended Acres:</b>	6.4	
<b>Existing Acres:</b>	10.48	

**PROGRAM GRANT DATA**

<b>Accessibility Fire Grant</b>	\$	6,894.00
<b>Base Grant - Over 50Yr</b>	\$	229,815.00
<b>Fire Detection</b>	\$	5,304.00
<b>Project Assistance</b>	\$	4,119.00
<b>Small Size Project</b>	\$	27,578.00
<b>Total State Share (60%)</b>		<u>273,710.00</u>
<b>Applicant Share (40%)</b>		182,473.33
<b>Total Project Cost</b>	\$	<u>456,183.33</u>

**STIPULATED TERMS & NEXT STEPS**

The Applicant is required to submit a signed Grant Agreement pursuant to School Facility Program Regulation Section 1859.90.4 for the project prior to or concurrent with a request for the release of funds.

The Applicant shall ensure that it is in compliance with all applicable laws, regulations and certifications it made on the program forms.

The Applicant is responsible for ensuring that the project is compliant with Prevailing Wage Monitoring and/or Labor Compliance Program requirements at the time construction contracts are executed and/or construction commenced.

This application is placed on the Unfunded List (Lack of AB 55 Loans) pursuant to the Board's action on March 11, 2009. This approval does not constitute a guarantee or commitment of future state funding.

**APPLICANT DATA**

<b>Applicant:</b>	Elk Grove Unified	<b>PTN:</b>	67314 - 183
<b>Application No:</b>	57/67314-00-028	<b>County:</b>	Sacramento
<b>School Name:</b>	Jackman (Samuel) Middle		

**HISTORY OF PROJECT FUNDING**

	<b>Fund Code</b>	<b>Proposition</b>	<b>Previously Authorized</b>	<b>Authorized This Action</b>	<b>Unfunded Approval This Action</b>
<u>State Share</u>					
<b>Mod/Add. Grant</b>	951-570	51	\$	\$ 3,372,649.00	\$ 3,372,649.00
<u>Applicant Share</u>					
<b>District Contribution</b>				2,248,432.67	
<b>Total</b>			\$	<u><u>5,621,081.67</u></u>	<u><u>3,372,649.00</u></u>
<b>Funding Source:</b>	Proposition 51 Bonds/2016-Nov.				

**APPLICATION DATA**

<b>Type of Project:</b>	Middle School	
<b>Pupils Assigned Under 50 Yrs:</b>	<b>K-6:</b>	0
	<b>7-8:</b>	620
	<b>9-12</b>	0
	<b>Non-Severe:</b>	8
	<b>Severe:</b>	9
	<b>7-8:</b>	0
	<b>9-12</b>	0
	<b>Non-Severe:</b>	0
	<b>Severe:</b>	0

**PROGRAM GRANT DATA**

<b>Base Grant - Under 50Yr</b>	\$	3,372,649.00
<b>Total State Share (60%)</b>		3,372,649.00
<b>Applicant Share (40%)</b>		2,248,432.67
<b>Total Project Cost</b>	\$	<u><u>5,621,081.67</u></u>

<b>Recommended Acres:</b>	21.9
<b>Existing Acres:</b>	25.47

**STIPULATED TERMS & NEXT STEPS**

The Applicant is required to submit a signed Grant Agreement pursuant to School Facility Program Regulation Section 1859.90.4 for the project prior to or concurrent with a request for the release of funds.

The Applicant shall ensure that it is in compliance with all applicable laws, regulations and certifications it made on the program forms.

The Applicant is responsible for ensuring that the project is compliant with Prevailing Wage Monitoring and/or Labor Compliance Program requirements at the time construction contracts are executed and/or construction commenced.

This application is placed on the Unfunded List (Lack of AB 55 Loans) pursuant to the Board's action on March 11, 2009. This approval does not constitute a guarantee or commitment of future state funding.



**APPLICANT DATA**

<b>Applicant:</b>	Elk Grove Unified	<b>PTN:</b>	67314 - 184
<b>Application No:</b>	57/67314-00-029	<b>County:</b>	Sacramento
<b>School Name:</b>	Harriet Eddy Middle		

**HISTORY OF PROJECT FUNDING**

	<b>Fund Code</b>	<b>Proposition</b>	<b>Previously Authorized</b>	<b>Authorized This Action</b>	<b>Unfunded Approval This Action</b>
<b>State Share</b>					
<b>Mod/Add. Grant</b>	951-570	51	\$	\$ 4,058,328.00	\$ 4,058,328.00
<b>Applicant Share</b>					
<b>District Contribution</b>				2,705,552.00	
<b>Total</b>			\$ <u>0.00</u>	\$ <u>6,763,880.00</u>	\$ <u>4,058,328.00</u>
<b>Funding Source:</b>	Proposition 51 Bonds/2016-Nov.				

**APPLICATION DATA**

<b>Type of Project:</b>	Middle School	
<b>Pupils Assigned Under 50 Yrs:</b>	<b>K-6:</b>	0
	<b>7-8:</b>	786
	<b>9-12</b>	0
	<b>Non-Severe:</b>	6
	<b>Severe:</b>	0
	<b>7-8:</b>	0
	<b>9-12</b>	0
	<b>Non-Severe:</b>	0
	<b>Severe:</b>	0

**PROGRAM GRANT DATA**

<b>Base Grant - Under 50Yr</b>	\$	4,058,328.00
<b>Total State Share (60%)</b>		4,058,328.00
<b>Applicant Share (40%)</b>		2,705,552.00
<b>Total Project Cost</b>	\$	<u>6,763,880.00</u>

<b>Recommended Acres:</b>	21.9
<b>Existing Acres:</b>	19.76

**STIPULATED TERMS & NEXT STEPS**

The Applicant is required to submit a signed Grant Agreement pursuant to School Facility Program Regulation Section 1859.90.4 for the project prior to or concurrent with a request for the release of funds.

The Applicant shall ensure that it is in compliance with all applicable laws, regulations and certifications it made on the program forms.

The Applicant is responsible for ensuring that the project is compliant with Prevailing Wage Monitoring and/or Labor Compliance Program requirements at the time construction contracts are executed and/or construction commenced.

This application is placed on the Unfunded List (Lack of AB 55 Loans) pursuant to the Board's action on March 11, 2009. This approval does not constitute a guarantee or commitment of future state funding.

**APPLICANT DATA**

<b>Applicant:</b>	Elk Grove Unified	<b>PTN:</b>	67314 - 185
<b>Application No:</b>	57/67314-00-030	<b>County:</b>	Sacramento
<b>School Name:</b>	Reese (David) Elementary		

**HISTORY OF PROJECT FUNDING**

	<b>Fund Code</b>	<b>Proposition</b>	<b>Previously Authorized</b>	<b>Authorized This Action</b>	<b>Unfunded Approval This Action</b>
<u>State Share</u>					
<b>Mod/Add. Grant</b>	<b>951-570</b>	<b>51</b>	<b>\$</b>	<b>\$ 1,731,478.00</b>	<b>\$ 1,731,478.00</b>
<u>Applicant Share</u>					
<b>District Contribution</b>				1,154,318.67	
<b>Total</b>			<b>\$ 0.00</b>	<b>\$ 2,885,796.67</b>	<b>\$ 1,731,478.00</b>
<b>Funding Source:</b>	<b>Proposition 51 Bonds/2016-Nov.</b>				

**APPLICATION DATA**

**Type of Project:** Elementary School

**Pupils Assigned Under 50 Yrs:**

<b>K-6:</b>	341
<b>Severe:</b>	6

**Recommended Acres:** 14.9

**Existing Acres:** 13.24

**PROGRAM GRANT DATA**

<b>Base Grant - Under 50Yr</b>	<b>\$ 1,731,478.00</b>
<b>Total State Share (60%)</b>	<b>1,731,478.00</b>
<b>Applicant Share (40%)</b>	<b>1,154,318.67</b>
<b>Total Project Cost</b>	<b>\$ 2,885,796.67</b>

**STIPULATED TERMS & NEXT STEPS**

The Applicant is required to submit a signed Grant Agreement pursuant to School Facility Program Regulation Section 1859.90.4 for the project prior to or concurrent with a request for the release of funds.

The Applicant shall ensure that it is in compliance with all applicable laws, regulations and certifications it made on the program forms.

The Applicant is responsible for ensuring that the project is compliant with Prevailing Wage Monitoring and/or Labor Compliance Program requirements at the time construction contracts are executed and/or construction commenced.

This application is placed on the Unfunded List (Lack of AB 55 Loans) pursuant to the Board's action on March 11, 2009. This approval does not constitute a guarantee or commitment of future state funding.

**APPLICANT DATA**

<b>Applicant:</b>	Elk Grove Unified	<b>PTN:</b>	67314 - 189
<b>Application No:</b>	57/67314-00-031	<b>County:</b>	Sacramento
<b>School Name:</b>	Jackson (Isabelle) Elementary		

**HISTORY OF PROJECT FUNDING**

	<b>Fund Code</b>	<b>Proposition</b>	<b>Previously Authorized</b>	<b>Authorized This Action</b>	<b>Unfunded Approval This Action</b>
<u>State Share</u>					
<b>Mod/Add. Grant</b>	<b>951-570</b>	<b>51</b>	<b>\$</b>	<b>\$ 1,754,920.00</b>	<b>\$ 1,754,920.00</b>
<u>Applicant Share</u>					
<b>District Contribution</b>				1,169,946.67	
<b>Total</b>			<b>\$ 0.00</b>	<b>\$ 2,924,866.67</b>	<b>\$ 1,754,920.00</b>
<b>Funding Source:</b>	<b>Proposition 51 Bonds/2016-Nov.</b>				

**APPLICATION DATA**

<b>Type of Project:</b>	Elementary School	
<b>Pupils Assigned Under 50 Yrs:</b>	<b>K-6:</b>	365
<b>Recommended Acres:</b>	14.3	
<b>Existing Acres:</b>	8.02	

**PROGRAM GRANT DATA**

<b>Base Grant - Under 50Yr</b>	<b>\$</b>	<b>1,754,920.00</b>
<b>Total State Share (60%)</b>		<b>1,754,920.00</b>
<b>Applicant Share (40%)</b>		<b>1,169,946.67</b>
<b>Total Project Cost</b>	<b>\$</b>	<b>2,924,866.67</b>

**STIPULATED TERMS & NEXT STEPS**

This application is placed on the Unfunded List (Lack of AB 55 Loans) pursuant to the Board's action on March 11, 2009. This approval does not constitute a guarantee or commitment of future state funding.

The Applicant shall ensure that it is in compliance with all applicable laws, regulations and certifications it made on the program forms.

The Applicant is required to submit a signed Grant Agreement pursuant to School Facility Program Regulation Section 1859.90.4 for the project prior to or concurrent with a request for the release of funds.

The Applicant is responsible for ensuring that the project is compliant with Prevailing Wage Monitoring and/or Labor Compliance Program requirements at the time construction contracts are executed and/or construction commenced.

<b>APPLICANT DATA</b>
-----------------------

<b>Applicant:</b>	Elk Grove Unified	<b>PTN:</b>	67314 - 168
<b>Application No:</b>	57/67314-00-024	<b>County:</b>	Sacramento
<b>School Name:</b>	Florin High		

<b>HISTORY OF PROJECT FUNDING</b>
-----------------------------------

	Fund Code	Proposition	Previously Authorized	Authorized This Action	Unfunded Approval This Action
<b>State Share</b>					
<b>Modernization/Add. Grant</b>	951-570	51	\$ 3,326,004.00	\$ 2,263,054.00	\$ 2,263,054.00
<b>Applicant Share</b>					
<b>District Contribution</b>			\$ 2,217,336.00	1,508,703.00	
<b>Total</b>			<u>\$ 5,543,340.00</u>	<u>\$ 3,771,757.00</u>	<u>\$ 2,263,054.00</u>
<b>Funding Source:</b>	Proposition 51 Bonds/2016-Nov				

<b>APPLICATION DATA</b>
-------------------------

<b>Type of Project:</b>	High School	
<b>Pupils Assigned Under 50 Yrs:</b>		
	9-12	815

<b>Recommended Acres:</b>	40.7
<b>Existing Acres:</b>	46.09

**Previous SAB Actions:**

<b>PROGRAM GRANT DATA</b>
---------------------------

<b>Accessibility Fire Grant</b>	\$ 162,788.00
<b>Base Grant - Under 50Yr</b>	\$ 5,426,270.00
<b>Total State Share (60%)</b>	<u>5,589,058.00</u>
<b>Applicant Share (40%)</b>	<u>3,726,039.00</u>
<b>Total Project Cost</b>	<u>\$ 9,315,097.00</u>

<b>STIPULATED TERMS &amp; NEXT STEPS</b>
--

The Applicant is required to submit a signed Grant Agreement pursuant to School Facility Program Regulation Section 1859.90.4 for the project prior to or concurrent with a request for the release of funds.

The Applicant shall ensure that it is in compliance with all applicable laws, regulations and certifications it made on the program forms.

The Applicant is responsible for ensuring that the project is compliant with Prevailing Wage Monitoring and/or Labor Compliance Program requirements at the time construction contracts are executed and/or construction commenced.

Errors and Omissions - Staff is requesting approval of \$2,263,054.00 in additional grants that were inadvertently omitted from the unfunded item at the February 24, 2021 Board meeting. In addition to this action, this item amends the original pupil grant amount from 485 9-12 pupil grants to 815 9-12 pupil grants. The District's Modernization baseline eligibility will be decreased by a commensurate amount of 330 9-12 pupil grants. This project shall maintain its previously approved unfunded approval date of February 24, 2021.

**SCHOOL DISTRICT DATA**

Application Number: 50/10249-00-029  
 County: Merced  
 Financial Hardship: Yes

School District: Merced County Office of Education  
 School Name: Winton Special Education  
 Date of Financial Hardship Status: July 20, 2004

The District qualifies for financial hardship pursuant to SFP Regulation Section 1859.81(c)(3).

**PURPOSE OF REPORT**

To recommend accounting revisions to close out a completed project.

**DESCRIPTION**

A review of expenditures reported by the District has been made in accordance with School Facility Program (SFP) Regulation Section 1859.106 and the revisions indicated are necessary to close out this completed project.

This is a Financial Hardship project and has savings in the amount of \$49,396.00 and interest earned of \$3,378.00 due after three years. School Facility Program Regulation Section 1859.103 states that “the State’s portion of any savings declared by the district or determined by the OPSC by audit must be used to reduce the SFP financial hardship grant of that project ... any interest earned on a financial hardship project not expended on eligible project expenditures will be treated as savings and will be used to reduce the SFP financial hardship grant for that project.” The District has concurred with the findings and has agreed to return State funds including interest in the amount of \$52,774.00.

**Detail of Final Cost & Financing**

<b>Budget Item</b>	<b>Currently Approved</b>	<b>Required Change</b>	<b>Revised Approval</b>
Automatic Sprinkler System	\$14,422.00	-	\$14,422.00
Base Grant	609,444.00	\$(24,698.00)	584,746.00
Financial Hardship	884,367.00	(24,698.00)	859,669.00
Fire Detection	2,080.00	-	2,080.00
Labor Compliance Program	13,927.00	-	13,927.00
Project Assistance	4,847.00	-	4,847.00
SDC Therapy Toilet	96,048.00	-	96,048.00
Small Size Project	73,133.00	-	73,133.00
Therapy	70,466.00	-	70,466.00
<b>Total State Apportionment</b>	<b>\$1,768,734.00</b>	<b>\$(49,396.00)</b>	<b>\$1,719,338.00</b>

<b>Financing</b>	<b>Currently Approved</b>	<b>Required Change</b>	<b>Revised Approval</b>
State (SFP)	\$884,367.00	\$(24,698.00)	\$859,669.00
Financial Hardship (SFP)	884,367.00	(24,698.00)	859,669.00
<b>Total Project Costs</b>	<b>\$1,768,734.00</b>	<b>\$(49,396.00)</b>	<b>\$1,719,338.00</b>

**RECOMMENDATIONS**

1. Approve a decrease of \$49,396.00 in the total project cost from \$1,768,734.00 to \$1,719,338.00.
2. Approve a decrease of \$24,698.00 in the State Apportionment [Bonds/2004-Mar.; 055-500] from \$884,367.00 to \$859,669.00.
3. Approve a decrease of \$24,698.00 in the Financial Hardship Contribution [Bonds/2004-Mar.; 055-500] from \$884,367.00 to \$859,669.00.
4. Require the District to return State funds in the amount of \$49,396.00.
5. Require the District to return interest in the amount of \$3,378.00.

**SCHOOL DISTRICT DATA**

Application Number: 50/10249-00-030  
 County: Merced  
 Financial Hardship: Yes

School District: Merced County Office of Education  
 School Name: Galen Clark  
 Date of Financial Hardship Status: March 16, 2005

The District qualifies for financial hardship pursuant to SFP Regulation Section 1859.81(c)(3).

**PURPOSE OF REPORT**

To recommend accounting revisions to close out a completed project.

**DESCRIPTION**

A review of expenditures reported by the District has been made in accordance with School Facility Program (SFP) Regulation Section 1859.106 and the revisions indicated are necessary to close out this completed project.

This is a Financial Hardship project and has savings in the amount of \$452,134.00 and interest earned of \$30,926.00 due after three years. School Facility Program Regulation Section 1859.103 states that “the State’s portion of any savings declared by the district or determined by the OPSC by audit must be used to reduce the SFP financial hardship grant of that project ... any interest earned on a financial hardship project not expended on eligible project expenditures will be treated as savings and will be used to reduce the SFP financial hardship grant for that project.” The District has concurred with the findings and has agreed to return State funds including interest in the amount of \$483,060.00.

**Detail of Final Cost & Financing**

<b>Budget Item</b>	<b>Currently Approved</b>	<b>Required Change</b>	<b>Revised Approval</b>
Automatic Sprinkler System	\$4,275.00	-	\$4,275.00
Base Grant	216,594.00	\$(216,594.00)	0.00
Financial Hardship	548,212.00	(226,067.00)	322,145.00
Fire Detection	1,821.00	-	1,821.00
Labor Compliance Program	8,633.00	-	8,633.00
Project Assistance	5,168.00	-	5,168.00
SDC Therapy Toilet	95,480.00	-	95,480.00
Service Site Development	34,457.00	-	34,457.00
Small Size Project	25,991.00	-	25,991.00
Therapy	140,400.00	(9,473.00)	130,927.00
Utilities	15,393.00	-	15,393.00
<b>Total State Apportionment</b>	<b>\$1,096,424.00</b>	<b>\$(452,134.00)</b>	<b>\$644,290.00</b>

<b>Financing</b>	<b>Currently Approved</b>	<b>Required Change</b>	<b>Revised Approval</b>
State (SFP)	\$548,212.00	\$(226,067.00)	\$322,145.00
Financial Hardship (SFP)	548,212.00	(226,067.00)	322,145.00
<b>Total Project Costs</b>	<b>\$1,096,424.00</b>	<b>\$(452,134.00)</b>	<b>\$644,290.00</b>

**RECOMMENDATIONS**

1. Approve a decrease of \$452,134.00 in the total project cost from \$1,096,424.00 to \$644,290.00.
2. Approve a decrease of \$226,067.00 in the State Apportionment [Bonds/2004-Mar.; 055-500] from \$548,212.00 to \$322,145.00.
3. Approve a decrease of \$226,067.00 in the Financial Hardship Contribution [Bonds/1998-Nov.; 119-617] from \$548,212.00 to \$322,145.00.
4. Require the District to return State funds in the amount of \$452,134.00.
5. Require the District to return interest in the amount of \$30,926.00.

**SCHOOL DISTRICT DATA**

Application Number: 50/10249-00-034  
 County: Merced  
 Financial Hardship: Yes

School District: Merced County Office of Education  
 School Name: Ranchero New  
 Date of Financial Hardship Status: March 16, 2005

The District qualifies for financial hardship pursuant to SFP Regulation Section 1859.81(c)(3).

**PURPOSE OF REPORT**

To recommend accounting revisions to close out a completed project.

**DESCRIPTION**

A review of expenditures reported by the District has been made in accordance with School Facility Program (SFP) Regulation Section 1859.106 and the revisions indicated are necessary to close out this completed project.

This is a Financial Hardship project and has savings in the amount of \$14,369.62 and interest earned of \$983.00 due after three years. School Facility Program Regulation Section 1859.103 states that “the State’s portion of any savings declared by the district or determined by the OPSC by audit must be used to reduce the SFP financial hardship grant of that project ... any interest earned on a financial hardship project not expended on eligible project expenditures will be treated as savings and will be used to reduce the SFP financial hardship grant for that project.” The District has concurred with the findings and has agreed to return State funds including interest in the amount of \$15,352.62.

**Detail of Final Cost & Financing**

<b>Budget Item</b>	<b>Currently Approved</b>	<b>Required Change</b>	<b>Revised Approval</b>
Automatic Sprinkler System	\$17,745.00	-	\$17,745.00
Base Grant	710,748.00	\$(7,184.81)	703,563.19
Financial Hardship	1,091,955.00	(7,184.81)	1,084,770.19
Fire Detection	2,738.00	-	2,738.00
Labor Compliance Program	16,189.00	-	16,189.00
Project Assistance	5,653.00	-	5,653.00
SDC Therapy Toilet	88,128.00	-	88,128.00
Small Size Project	85,290.00	-	85,290.00
Therapy	165,464.00	-	165,464.00
<b>Total State Apportionment</b>	<b>\$2,183,910.00</b>	<b>\$(14,369.62)</b>	<b>\$2,169,540.38</b>

<b>Financing</b>	<b>Currently Approved</b>	<b>Required Change</b>	<b>Revised Approval</b>
State (SFP)	\$1,091,955.00	\$(7,184.81)	\$1,084,770.19
Financial Hardship (SFP)	1,091,955.00	(7,184.81)	1,084,770.19
<b>Total Project Costs</b>	<b>\$2,183,910.00</b>	<b>\$(14,369.62)</b>	<b>\$2,169,540.38</b>

**RECOMMENDATIONS**

1. Approve a decrease of \$14,369.62 in the total project cost from \$2,183,910.00 to \$2,169,540.38.
2. Approve a decrease of \$7,184.81 in the State Apportionment [Bonds/2004-Mar.; 055-500] from \$1,091,955.00 to \$1,084,770.19.
3. Approve a decrease of \$7,184.81 in the Financial Hardship Contribution [Bonds/2004-Mar.; 055-500] from \$1,091,955.00 to \$1,084,770.19.
4. Require the District to return State funds in the amount of \$14,369.62.
5. Require the District to return interest in the amount of \$983.00.

**SCHOOL DISTRICT DATA**

Application Number: 50/10504-00-018  
 County: Stanislaus  
 Financial Hardship: Yes

School District: Stanislaus County Office of Education  
 School Name: Special Education  
 Date of Financial Hardship Status: May 16, 2012

The District qualifies for financial hardship pursuant to SFP Regulation Section 1859.81(c)(3).

**PURPOSE OF REPORT**

To recommend accounting revisions to close out a completed project.

**DESCRIPTION**

A review of expenditures reported by the District has been made in accordance with School Facility Program (SFP) Regulation Section 1859.106 and the revisions indicated are necessary to close out this completed project.

This is a Financial Hardship project and has savings in the amount of \$753,165.00 and interest earned of \$60,652.11 due after three years. School Facility Program Regulation Section 1859.103 states that “the State’s portion of any savings declared by the district or determined by the OPSC by audit must be used to reduce the SFP financial hardship grant of that project ... any interest earned on a financial hardship project not expended on eligible project expenditures will be treated as savings and will be used to reduce the SFP financial hardship grant for that project.” The District has concurred with the findings and has agreed to return State funds including interest in the amount of \$813,817.11.

**Detail of Final Cost & Financing**

<b>Budget Item</b>	<b>Currently Approved</b>	<b>Required Change</b>	<b>Revised Approval</b>
Automatic Sprinkler System	\$4,737.00		\$4,737.00
Base Grant	1,325,700.00	\$(376,582.50)	949,117.50
Financial Hardship	1,765,305.00	(376,582.50)	1,388,722.50
Fire Detection	4,009.00		4,009.00
Labor Compliance Program	17,622.00		17,622.00
Project Assistance	5,272.00		5,272.00
SDC Therapy Toilet Service	119,669.00		119,669.00
Site Development Small Size	78,289.00		78,289.00
Project Therapy	53,028.00		53,028.00
Utilities	152,628.00		152,628.00
	4,351.00		4,351.00
<b>Total State Apportionment</b>	<b>\$3,530,610.00</b>	<b>\$(753,165.00)</b>	<b>\$2,777,445.00</b>

<b>Financing</b>	<b>Currently Approved</b>	<b>Required Change</b>	<b>Revised Approval</b>
State (SFP)	\$1,765,305.00	\$(376,582.50)	\$1,388,722.50
Financial Hardship (SFP)	1,765,305.00	(376,582.50)	1,388,722.50
<b>Total Project Costs</b>	<b>\$3,530,610.00</b>	<b>\$(753,165.00)</b>	<b>\$2,777,445.00</b>



## **RECOMMENDATIONS**

1. Approve a Decrease of \$753,165.00 in the total project cost from \$3,530,610.00 to \$2,777,445.00.
2. Approve a Decrease of \$376,582.50 in the State Apportionment [Bonds/2004-Mar.; 055-500] from \$1,765,305.00 to \$1,388,722.50.
3. Approve a Decrease of \$376,582.50 in the Financial Hardship Contribution [Bonds/2004-Mar.; 055-500] from \$1,765,305.00 to \$1,388,722.50.
4. Recognize that the District has already returned State funds in the amount of \$753,165.00.
5. Recognize that the District has already returned interest in the amount of \$60,652.11.

**SCHOOL DISTRICT DATA**

Application Number: 50/61259-50-001  
 County: Alameda  
 Financial Hardship: No

School District: Oakland Unified  
 School Name: Metwest High School

**PURPOSE OF REPORT**

To recommend accounting revisions to close out a completed project.

**DESCRIPTION**

A review of expenditures reported by the District has been made in accordance with School Facility Program (SFP) Regulation Section 1859.106 and the revisions indicated are necessary to close out this completed project.

The District incurred additional eligible expenditures per SFP Regulation Sections 1859.74 and 1859.106 and may receive additional hazardous waste and Department of Toxic Substances Control (DTSC) funding in the amount of \$505,762.49. The District has concurred with these findings and is eligible for additional apportionment of the State share in the amount of \$252,881.24.

**Detail of Final Cost & Financing**

<b>Budget Item</b>	<b>Currently Approved</b>	<b>Required Change</b>	<b>Revised Approval</b>
2% of Appraised or Actual Value	\$48,177.00	-	\$48,177.00
Base Grant	6,182,406.00	-	6,182,406.00
DTSC Fees	10,423.00	\$11,081.93	21,504.93
Fire Detection	12,150.00	-	12,150.00
General Site	265,892.00	-	265,892.00
Hazardous Waste Removal	754,725.00	241,799.31	996,524.31
High Performance	589,183.00	-	589,183.00
Labor Compliance Program	61,936.00	-	61,936.00
Multi Level Construction	453,376.00	-	453,376.00
NC Site Acquisition Appraised/Actual	1,204,426.00	-	1,204,426.00
Off Site	47,702.00	-	47,702.00
Service Site Development	584,669.00	-	584,669.00
Urban / Security / Impacted Site	4,437,991.00	-	4,437,991.00
Utilities	30,372.00	-	30,372.00
<b>Total State Apportionment</b>	<b>\$14,683,428.00</b>	<b>\$252,881.24</b>	<b>\$14,936,309.24</b>

<b>Financing</b>	<b>Currently Approved</b>	<b>Required Change</b>	<b>Revised Approval</b>
State (SFP)	\$14,683,428.00	\$252,881.24	\$14,936,309.24
District Contribution	14,683,428.00	252,881.25	14,936,309.25
<b>Total Project Costs</b>	<b>\$29,366,856.00</b>	<b>\$505,762.49</b>	<b>\$29,872,618.49</b>

**RECOMMENDATIONS**

1. Approve an increase of \$505,762.49 in the total project cost from \$29,366,856.00 to \$29,872,618.49.
2. Approve an increase of \$252,881.24 in the State Apportionment [Bonds/2016-Nov.; 951-500] from \$14,683,428.00 to \$14,936,309.24.
3. Approve an increase of \$252,881.25 in the District Contribution from \$14,683,428.00 to \$14,936,309.25.
4. Approve an unfunded approval in the amount of \$252,881.24.

**SCHOOL DISTRICT DATA**

Application Number: 50/66993-00-004  
 County: Riverside  
 Financial Hardship: Yes

School District: Beaumont Unified  
 School Name: Three Rings Ranch Elementary  
 Date of Financial Hardship Status: September 25, 2001

The District qualifies for financial hardship pursuant to SFP Regulation Section 1859.81(c)(1).

**PURPOSE OF REPORT**

To recommend accounting revisions to close out a completed project.

**DESCRIPTION**

A review of expenditures reported by the District has been made in accordance with School Facility Program (SFP) Regulation Section 1859.106 and the revisions indicated are necessary to close out this completed project.

This is a Financial Hardship project and has savings in the amount of \$797,166.25. SFP Regulation Section 1859.103 states that “the State’s portion of any savings declared by the district or determined by the OPSC by audit must be used to reduce the SFP financial hardship grant of that project ... any interest earned on a financial hardship project not expended on eligible project expenditures will be treated as savings and will be used to reduce the SFP financial hardship grant for that project.” A review of expenditures reported by the District indicates that per SFP Regulation Sections 1859.74 and 1859.106, the District was over-funded for site acquisition costs in the amount of \$23,710.00. The District has concurred with the findings and has returned the State funds in the amount of \$820,876.25.

**Detail of Final Cost & Financing**

<b>Budget Item</b>	<b>Currently Approved</b>	<b>Required Change</b>	<b>Revised Approval</b>
Lease Purchase Program	\$42,565.50	\$-	\$42,565.50
2% of Appraised or Actual Value	(4,986.98)	29,986.98	25,000.00
Base Grant	4,766,720.50	-	4,766,720.50
Financial Hardship	5,306,112.23	(29,986.98)	5,276,125.25
NC New Site Acquisition	480,195.00	-	480,195.00
Off Site	17,961.00	-	17,961.00
Service Site Development	336,606.00	-	336,606.00
Urban / Security / Impacted Site	384,743.00	-	384,743.00
Utilities	44,377.00	-	44,377.00
<b>Total State Apportionment</b>	<b>\$11,374,293.25</b>	<b>\$-</b>	<b>\$11,374,293.25</b>

<b>Financing</b>	<b>Currently Approved</b>	<b>Required Change</b>	<b>Revised Approval</b>
State (SFP)	\$6,025,615.52	\$29,986.98	\$6,055,602.50
State (LPP)	42,565.50	-	42,565.50
District Contribution	48,586.50	-	48,586.50
Financial Hardship (SFP)	5,306,112.23	(29,986.98)	5,276,125.25
<b>Total Project Costs</b>	<b>\$11,422,879.75</b>	<b>\$-</b>	<b>\$11,422,879.75</b>

## **RECOMMENDATIONS**

1. Recognize that the District has already returned State funds in the amount of \$820,876.25.
2. This item supersedes the SAB approval of October 26, 2005.

**SCHOOL DISTRICT DATA**

Application Number: 50/70904-00-001  
 County: Sonoma  
 Financial Hardship: Yes

School District: Roseland Elementary  
 School Name: Roseland Creek Elementary  
 Date of Financial Hardship Status: December 1, 2008

The District qualifies for financial hardship pursuant to SFP Regulation Section 1859.81(c)(1).

**PURPOSE OF REPORT**

To recommend accounting revisions to close out a completed project.

**DESCRIPTION**

A review of expenditures reported by the District has been made in accordance with School Facility Program (SFP) Regulation Section 1859.106 and the revisions indicated are necessary to close out this completed project.

This is a Financial Hardship project and has savings in the amount of \$53,591.00 and interest earned of \$2,437.45 due after three years. School Facility Program Regulation Section 1859.103 states that “the State’s portion of any savings declared by the district or determined by the OPSC by audit must be used to reduce the SFP financial hardship grant of that project ... any interest earned on a financial hardship project not expended on eligible project expenditures will be treated as savings and will be used to reduce the SFP financial hardship grant for that project.” The District has concurred with the findings and has agreed to return State funds including interest in the amount of \$56,028.45.

**Detail of Final Cost & Financing**

<b>Budget Item</b>	<b>Currently Approved</b>	<b>Required Change</b>	<b>Revised Approval</b>
2% of Appraised or Actual Value	\$160,624.00		\$160,624.00
Automatic Sprinkler System	122,566.00		122,566.00
Base Grant	7,215,045.00	(26,795.50)	7,188,249.50
DTSC Fees	43,000.00		43,000.00
Financial Hardship	12,789,738.81	(26,795.50)	12,762,943.31
Fire Detection	8,767.00		8,767.00
General Site	635,094.00		635,094.00
Hazardous Waste Removal	49,203.00		49,203.00
Labor Compliance Program	51,475.00		51,475.00
Multi Level Construction	865,805.00		865,805.00
NC Site Acquisition	4,015,600.00		4,015,600.00
Appraised/Actual			
Off Site	400,496.00		400,496.00
Project Assistance	5,653.00		5,653.00
Service Site Development	813,052.00		813,052.00
Utilities	46,702.00		46,702.00
<b>Total State Apportionment</b>	<b>\$27,222,820.81</b>	<b>(53,591.00)</b>	<b>\$27,169,229.81</b>

<b>Financing</b>	<b>Currently Approved</b>	<b>Required Change</b>	<b>Revised Approval</b>
State (SFP)	\$14,433,082.00	(26,795.50)	\$14,406,286.50
District Contribution	1,643,343.19		1,643,343.19
Financial Hardship (SFP)	12,789,738.81	(26,795.50)	12,762,943.31
<b>Total Project Costs</b>	<b>\$28,866,164.00</b>	<b>(53,591.00)</b>	<b>\$28,812,573.00</b>

## **RECOMMENDATIONS**

1. Approve a Decrease of \$53,591.00 in the total project cost from \$28,866,164.00 to \$28,812,573.00
2. Approve a Decrease of \$26,795.50 in the State Apportionment [Bonds/2004-Mar.; 055-500] from \$14,433,082.00 to \$14,406,286.50.
3. Approve a Decrease of \$26,795.50 in the Financial Hardship Contribution [Bonds/2004-Mar.; 055-500] from \$12,789,738.81 to \$12,762,943.31.
4. Require the District to return State funds in the amount of \$53,591.00.
5. Require the District to return interest in the amount of \$2,437.45.

**SCHOOL DISTRICT DATA**

Application Number: 50/71043-00-031  
 County: Stanislaus  
 Financial Hardship: Yes

School District: Ceres Unified  
 School Name: Lucas Elementary  
 Date of Financial Hardship Status: November 22, 2011

The District qualifies for financial hardship pursuant to SFP Regulation Section 1859.81(c)(1).

**PURPOSE OF REPORT**

To recommend accounting revisions to close out a completed project.

**DESCRIPTION**

A review of expenditures reported by the District has been made in accordance with School Facility Program (SFP) Regulation Section 1859.106 and the revisions indicated are necessary to close out this completed project.

This is a Financial Hardship project and has savings in the amount of \$202,615.00 and interest earned of \$8,984.63 due after three years. School Facility Program Regulation Section 1859.103 states that “the State’s portion of any savings declared by the district or determined by the OPSC by audit must be used to reduce the SFP financial hardship grant of that project ... any interest earned on a financial hardship project not expended on eligible project expenditures will be treated as savings and will be used to reduce the SFP financial hardship grant for that project.” The District has concurred with the findings and has agreed to return State funds including interest in the amount of \$211,599.63.

**Detail of Final Cost & Financing**

<b>Budget Item</b>	<b>Currently Approved</b>	<b>Required Change</b>	<b>Revised Approval</b>
Automatic Sprinkler System	\$45,900.00		\$45,900.00
Base Grant	2,733,600.00	\$(101,307.50)	2,632,292.50
Financial Hardship	3,578,080.00	(101,307.50)	3,476,772.50
Fire Detection	3,300.00		3,300.00
Labor Compliance Program	22,921.00		22,921.00
Off Site	294,968.00		294,968.00
Service Site Development	375,966.00		375,966.00
Utilities	101,425.00		101,425.00
<b>Total State Apportionment</b>	<b>\$7,156,160.00</b>	<b>\$(202,615.00)</b>	<b>\$6,953,545.00</b>
<b>Financing</b>	<b>Currently Approved</b>	<b>Required Change</b>	<b>Revised Approval</b>
State (SFP)	\$3,578,080.00	\$(101,307.50)	\$3,476,772.50
Financial Hardship (SFP)	3,578,080.00	(101,307.50)	3,476,772.50
<b>Total Project Costs</b>	<b>\$7,156,160.00</b>	<b>\$(202,615.00)</b>	<b>\$6,953,545.00</b>

## **RECOMMENDATIONS**

1. Approve a Decrease of \$202,615.00 in the total project cost from \$7,156,160.00 to \$6,953,545.00.
2. Approve a Decrease of \$101,307.50 in the State Apportionment [Bonds/2004-Mar.; 055-500] from \$3,578,080.00 to \$3,476,772.50.
3. Approve a Decrease of \$101,307.50 in the Financial Hardship Contribution [Bonds/2004-Mar.; 055-500] from \$3,578,080.00 to \$3,476,772.50.
4. Require the District to return State funds in the amount of \$202,615.00.
5. Require the District to return interest in the amount of \$8,984.63.



**SCHOOL DISTRICT DATA**

Application Number: 50/71043-00-032  
 County: Stanislaus  
 Financial Hardship: Yes

School District: Ceres Unified  
 School Name: Lucas Elementary Phase 3  
 Date of Financial Hardship Status: November 22, 2011

The District qualifies for financial hardship pursuant to SFP Regulation Section 1859.81(c)(1).

**PURPOSE OF REPORT**

To recommend accounting revisions to close out a completed project.

**DESCRIPTION**

A review of expenditures reported by the District has been made in accordance with School Facility Program (SFP) Regulation Section 1859.106 and the revisions indicated are necessary to close out this completed project.

This is a Financial Hardship project and has savings in the amount of \$167,421.00 and interest earned of \$7,413.26 due after three years. School Facility Program Regulation Section 1859.103 states that “the State’s portion of any savings declared by the district or determined by the OPSC by audit must be used to reduce the SFP financial hardship grant of that project ... any interest earned on a financial hardship project not expended on eligible project expenditures will be treated as savings and will be used to reduce the SFP financial hardship grant for that project.” The District has concurred with the findings and has agreed to return State funds including interest in the amount of \$174,834.26.

**Detail of Final Cost & Financing**

<b>Budget Item</b>	<b>Currently Approved</b>	<b>Required Change</b>	<b>Revised Approval</b>
Automatic Sprinkler System	\$38,250.00		\$38,250.00
Base Grant	2,278,000.00	\$(83,710.50)	2,194,289.50
Financial Hardship	2,509,184.00	(83,710.50)	2,425,473.50
Fire Detection	2,750.00		2,750.00
Labor Compliance Program	20,023.00		20,023.00
Service Site Development	313,305.00		313,305.00
<b>Total State Apportionment</b>	<b>\$5,161,512.00</b>	<b>\$(167,421.00)</b>	<b>\$4,994,091.00</b>

<b>Financing</b>	<b>Currently Approved</b>	<b>Required Change</b>	<b>Revised Approval</b>
State (SFP)	\$2,652,328.00	\$(83,710.50)	\$2,568,617.50
District Contribution	143,144.00		143,144.00
Financial Hardship (SFP)	2,509,184.00	(83,710.50)	2,425,473.50
<b>Total Project Costs</b>	<b>\$5,304,656.00</b>	<b>\$(167,421.00)</b>	<b>\$5,137,235.00</b>

## **RECOMMENDATIONS**

1. Approve a Decrease of \$167,421.00 in the total project cost from \$5,304,656.00 to \$5,137,235.00.
2. Approve a Decrease of \$83,710.50 in the State Apportionment [Bonds/2004-Mar.; 055-500] from \$2,652,328.00 to \$2,568,617.50.
3. Approve a Decrease of \$83,710.50 in the Financial Hardship Contribution [Bonds/2004-Mar.; 055-500] from \$2,509,184.00 to \$2,425,473.50.
4. Require the District to return State funds in the amount of \$167,421.00.
5. Require the District to return interest in the amount of \$7,413.26.

**SCHOOL DISTRICT DATA**

Application Number: 50/71837-00-010  
 County: Stanislaus  
 Financial Hardship: Yes

School District: Burton  
 School Name: Summit Charter Academy Redwood  
 Date of Financial Hardship Status: December 7, 2009

The District qualifies for financial hardship pursuant to SFP Regulation Section 1859.81(c)(1).

**PURPOSE OF REPORT**

To recommend accounting revisions to close out a completed project.

**DESCRIPTION**

A review of expenditures reported by the District has been made in accordance with School Facility Program (SFP) Regulation Section 1859.106 and the revisions indicated are necessary to close out this completed project.

This is a Financial Hardship project and has savings in the amount of \$73,106.48 and interest earned of \$4,048.77 due after three years. School Facility Program Regulation Section 1859.103 states that “the State’s portion of any savings declared by the district or determined by the OPSC by audit must be used to reduce the SFP financial hardship grant of that project ... any interest earned on a financial hardship project not expended on eligible project expenditures will be treated as savings and will be used to reduce the SFP financial hardship grant for that project.” The District has concurred with the findings and has agreed to return State funds including interest in the amount of \$77,155.25.

**Detail of Final Cost & Financing**

<b>Budget Item</b>	<b>Currently Approved</b>	<b>Required Change</b>	<b>Revised Approval</b>
Base Grant	\$5,301,315.00	\$(36,553.24)	\$5,264,761.76
Service Site	306,337.00		306,337.00
Offsite	33,735.00		33,735.00
Utilities	18,647.00		18,647.00
Financial Hardship	4,562,391.00	(36,553.24)	4,525,837.76
Fire Detection/Alarm	8,025.00		8,025.00
Fire Sprinklers	100,580.00		100,580.00
Labor Compliance Program	32,436.00		32,436.00
<b>Total State Apportionment</b>	<b>\$10,363,466.00</b>	<b>\$(73,106.48)</b>	<b>\$10,290,359.52</b>

<b>Financing</b>	<b>Currently Approved</b>	<b>Required Change</b>	<b>Revised Approval</b>
State (SFP)	\$5,801,075.00	\$(36,553.24)	\$5,764,521.76
District Contribution	1,238,684.00		1,238,684.00
Financial Hardship (SFP)	4,562,391.00	(36,553.24)	4,525,837.76
<b>Total Project Costs</b>	<b>\$11,602,150.00</b>	<b>\$(73,106.48)</b>	<b>\$11,529,043.52</b>

## **RECOMMENDATIONS**

1. Approve a Decrease of \$73,106.48 in the total project cost from \$11,602,150.00 to \$11,529,043.52.
2. Approve a Decrease of \$36,553.24 in the State Apportionment [Bonds/2002-Nov.; 047-500] from \$5,801,075.00 to \$5,764,521.76.
3. Approve a Decrease of \$36,553.24 in the Financial Hardship Contribution [Bonds/2002-Nov.; 047-500] from \$4,562,391.00 to \$4,525,837.76.
4. Require the District to return State funds in the amount of \$73,106.48.
5. Require the District to return interest in the amount of \$4,048.77.

**SCHOOL DISTRICT DATA**

Application Number: 51/64634-00-002  
 County: Los Angeles  
 Financial Hardship: No

School District: Inglewood Unified  
 School Name: La Tijera Elementary

**PURPOSE OF REPORT**

To recommend accounting revisions to close out a completed project.

**DESCRIPTION**

A review of expenditures reported by the District has been made in accordance with School Facility Program (SFP) Regulation Section 1859.106 and the revisions indicated are necessary to close out this completed project.

A review of expenditures reported by the District indicates that per SFP Regulation Sections 1859.74 and 1859.106, the District was over-funded for hazardous waste removal costs in the amount of \$439,811.51. The District has concurred with the findings and agrees to return the State funds in the amount of \$219,905.76.

**Detail of Final Cost & Financing**

<b>Budget Item</b>	<b>Currently Approved</b>	<b>Required Change</b>	<b>Revised Approval</b>
Automatic Sprinkler System	\$160,428.00	-	\$160,428.00
Base Grant	8,820,197.00	-	8,820,197.00
Fire Detection	12,403.00	-	12,403.00
Hazardous Waste Removal	592,360.00	\$(219,905.76)	372,454.24
Multi Level Construction	931,050.00	-	931,050.00
Off Site	194,303.00	-	194,303.00
Service Site Development	568,352.00	-	568,352.00
Urban / Security / Impacted Site	3,390,184.00	-	3,390,184.00
Utilities	29,325.00	-	29,325.00
<b>Total State Apportionment</b>	<b>\$14,698,602.00</b>	<b>\$(219,905.76)</b>	<b>\$14,478,696.24</b>

<b>Financing</b>	<b>Currently Approved</b>	<b>Required Change</b>	<b>Revised Approval</b>
State (SFP)	\$14,698,602.00	\$(219,905.76)	\$14,478,696.24
District Contribution	14,698,602.00	(219,905.75)	14,478,696.25
<b>Total Project Costs</b>	<b>\$29,397,204.00</b>	<b>\$(439,811.51)</b>	<b>\$28,957,392.49</b>

**RECOMMENDATIONS**

1. Approve a decrease of \$439,811.51 in the total project cost from \$29,397,204.00 to \$28,957,392.49.
2. Approve a decrease of \$219,905.76 in the State Apportionment [Bonds/2006-Nov.; 057-500] from \$14,698,602.00 to \$14,478,696.24.
3. Approve a decrease of \$219,905.75 in the District Contribution from \$14,698,602.00 to \$14,478,696.25.
4. Require the District to return State funds in the amount of \$219,905.76.

**SCHOOL DISTRICT DATA**

Application Number: 56/64634-00-002  
 County: Los Angeles  
 Financial Hardship: No

School District: Inglewood Unified  
 School Name: Payne (Buelah) Elementary

**PURPOSE OF REPORT**

To recommend accounting revisions to close out a completed project.

**DESCRIPTION**

A review of expenditures reported by the District has been made in accordance with School Facility Program (SFP) Regulation Section 1859.106 and the revisions indicated are necessary to close out this completed project.

A review of expenditures reported by the District indicates that per SFP Regulation Sections 1859.74 and 1859.106, the District was over-funded for site acquisition, relocation assistance, Department of Toxic Substances Control (DTSC), and site other costs in the amount of \$87,917.97. The District has concurred with the findings and agrees to return the State funds in the amount of \$43,958.99.

**Detail of Final Cost & Financing**

<b>Budget Item</b>	<b>Currently Approved</b>	<b>Required Change</b>	<b>Revised Approval</b>
2% of Appraised or Actual Value	\$33,840.00	\$(100.00)	\$33,740.00
Base Grant	3,189,200.00	-	3,189,200.00
DTSC Fees	1,077.00	(316.85)	760.15
Fire Detection	3,850.00	-	3,850.00
General Site	225,355.00	-	225,355.00
Multi Level Construction	382,704.00	-	382,704.00
NC Site Acquisition Appraised/Actual	846,000.00	(2,500.00)	843,500.00
Off Site	2,740.00	-	2,740.00
Relocation Costs	188,608.00	(41,042.14)	147,565.86
Service Site Development	144,535.00	-	144,535.00
Urban / Security / Impacted Site	1,564,213.00	-	1,564,213.00
Utilities	29,428.00	-	29,428.00
<b>Total State Apportionment</b>	<b>\$6,611,550.00</b>	<b>\$(43,958.99)</b>	<b>\$6,567,591.01</b>
<b>Financing</b>	<b>Currently Approved</b>	<b>Required Change</b>	<b>Revised Approval</b>
State (SFP)	\$6,611,550.00	\$(43,958.99)	\$6,567,591.01
District Contribution	6,611,550.00	(43,958.98)	6,567,591.02
<b>Total Project Costs</b>	<b>\$13,223,100.00</b>	<b>\$(87,917.97)</b>	<b>\$13,135,182.03</b>

## **RECOMMENDATIONS**

1. Approve a decrease of \$87,917.97 in the total project cost from \$13,223,100.00 to \$13,135,182.03.
2. Approve a decrease of \$43,958.99 in the State Apportionment [Bonds/2006-Nov.; 057-531] from \$6,611,550.00 to \$6,567,591.01.
3. Approve a decrease of \$43,958.98 in the District Contribution from \$6,611,550.00 to \$6,567,591.02.
4. Require the District to return State funds in the amount of \$43,958.99.

REPORT OF THE EXECUTIVE OFFICER  
State Allocation Board Meeting, August 25, 2021

**SCHOOL DISTRICT DATA**

School District: Clay Joint Elementary  
County: Butte

Application Number: 57/62109-00-003  
School Name: Clay Elementary

**PURPOSE OF REPORT**

To present a School Facility Program (SFP) project for rescission.

**DESCRIPTION**

Modernization funding application number 57/62109-00-003 received an unfunded approval at the May 26, 2021 State Allocation Board meeting. This project received prior funding for design costs under the 57/62109-00-002 application number. For this reason, the 57/62109-00-003 application is being rescinded so the funding can be allocated to the 57/62109-00-002 application.

<b>Application No.</b>	<b>State Unfunded Approval Date</b>	<b>Pupil Grants</b>
57/62109-00-003	05/26/2021	155

The unfunded approval of May 26, 2021 shall continue to be attributed to this project under its 57/62109-00-002 application number (please refer to page 40 in this Agenda for the unfunded approval for 57/62109-00-002).

**AUTHORITY**

SFP Regulation Section 1859.107 states "...the application may be withdrawn and resubmitted for SAB approval under the provisions of any amended or new regulation that becomes effective prior to the apportionment for the project. The district must first request from the OPSC that the application be withdrawn and removed from the Unfunded List..."

**RECOMMENDATIONS**

1. Rescind the District's application listed above.
2. Approve a return of the 97 K-6 and 58 7-8 pupil grants to the District's baseline attributed to the 57/62109-00-003 application
3. Approve a decrease of \$1,358,032.00 in the State Apportionment [Bonds/2016-Nov.; 951-570] from \$1,358,032.00 to \$0.



REPORT OF THE EXECUTIVE OFFICER  
State Allocation Board Meeting, August 25, 2021

**SCHOOL DISTRICT DATA**

School District: Firebaugh-Las Deltas Unified County: Fresno  
Application Number(s): 59/73809-00-004 School Name: Firebaugh High

**PURPOSE OF REPORT**

To present a School Facility Program (SFP) Career Technical Education Facilities Program (CTEFP) project for rescission of the loan portion of its prior Apportionment.

**DESCRIPTION**

In April 2021, the State Allocation Board (Board) approved a Priority Funding Apportionment for Firebaugh-Las Deltas Unified's CTEFP project at Firebaugh High, which included a loan for a portion of the District's required match. On June 1, 2021, the District submitted a request to the Office of Public School Construction to rescind the loan portion of the Apportionment. The District stated in its letter that it "now has available funds to meet its entire required match for this project." Therefore, Staff is presenting the attachment to reduce the project Apportionment for the amount of the original loan.

This application was originally approved as a reservation of funds, which allows the District 12 months from the April 28, 2021 Apportionment date to submit the required California Department of Education and Division of the State Architect plan approvals to the Office of Public School Construction. The due date for submittal of these documents is not changed by the approval of this action.

**AUTHORITY**

SFP Regulation Section 1859.198 states, in part, "Any Career Technical Education Facilities project funds returned due to projects being rescinded or reduced to cost incurred shall be made available for Apportionment in subsequent funding cycles."

**RECOMMENDATIONS**

1. Rescind the loan portion of the District's application listed above.
2. Approve a decrease of \$1,133,528.00 in the Apportionment [Bonds/2016-Nov.; 051-605] from \$2,633,528.00 to \$1,500,000.00, as shown on the Attachment.

**APPLICANT DATA**

**Applicant:** Firebaugh-Las Deltas Unified **PTN:** 73809 - 38  
**Application No:** 59/73809-00-004 **County:** Fresno  
**School Name:** FIREBAUGH HIGH  
**Industry Sector:** Transportation  
**Pathways:** System Diagnostics, Service, and Repair

**HISTORY OF PROJECT FUNDING**

	Fund Code	Proposition	Previously Authorized	Authorized This Action	State Apportionment This Action
<b>State Share</b>					
CTEFP Grant	051-600	51	\$ 1,500,000.00		
<b>Applicant Share</b>					
District Contribution			366,472.00	1,133,528.00	
State Loan	051-605	51	1,133,528.00	(1,133,528.00)	(1,133,528.00)
<b>Total</b>			<b>\$ 3,000,000.00</b>	<b>\$ (1,133,528.00)</b>	<b>(1,133,528.00)</b>
<b>Funding Source: Proposition 51 Bonds/2016-Nov.</b>					

**APPLICATION DATA**

**Type of Project:** Modernization  
**Reservation of Funds:** Yes  
**Loan Requested:** Yes  
**Number of CTE Classrooms:** 1  
**CTE Sq. Ft.** 4680.0  
**SFP Classroom Allowance**  
**Deduction:** \$0.00

**PROGRAM GRANT DATA**

<b>Eligible Project Costs (50%)</b>	
<b>Construction Cost</b>	\$ 1,302,726.00
<b>Equipment Cost</b>	\$ 197,274.00
<b>Total State Share (50%)</b>	1,500,000.00
<b>Applicant Share (50%)</b>	1,500,000.00
<b>Total Project Cost</b>	<b>\$ 3,000,000.00</b>

**STIPULATED TERMS & NEXT STEPS**

Pursuant to School Facility Program (SFP) Regulation Section 1859.197, the Applicant is required to submit the required California Department of Education (CDE) and Division of the State Architect (DSA) plan approval letter(s) to the Office of Public School Construction within 12 months of receiving an Apportionment. If the required documents are not received prior to 11:59 p.m. on April 28, 2022, the Apportionment shall be rescinded without further Board action.

The Applicant must submit a valid, complete Fund Release Authorization (Form SAB 50-05) within 90 days of OPSC’s receipt of the CDE and DSA plan approval letters. The Form SAB 50-05 must be signed by the designated District Representative and must be received by the OPSC prior to 11:59 p.m. on the 90th day.

The above documents may be submitted electronically via OPSC Online or via email to OPSCApplicationReviewTeam@dgs.ca.gov. OPSC will continue to accept hard copy versions that are mailed or hand delivered to OPSC at 707 Third Street, 6th Floor, West Sacramento, CA 95605.

The Applicant is required to submit a signed Grant Agreement pursuant to SFP Regulation Section 1859.90.4 for the project prior to or concurrent with a request for the release of funds.

The state’s portion of any and all project savings realized from the funding of a Career Technical Education Facilities Program project must be returned to the state pursuant to SFP Regulation Section 1859.199.

The Applicant shall ensure that it is in compliance with all applicable laws, regulations and certifications it made on the program forms.

The Applicant is responsible for ensuring that the project is compliant with Prevailing Wage Monitoring and/or Labor Compliance Program requirements at the time construction contracts are executed and/or construction commenced.

The Applicant was previously approved for a state loan in the amount of \$1,133,528. The Applicant is requesting to rescind the loan portion of the project. The loan funds will be returned to the program in accordance with SFP Regulation Section 1859.198.

# Facility Hardship / Rehabilitation Program

## FACILITY HARDSHIP / REHABILITATION PROGRAM

### SCHOOL DISTRICT DATA

School District: Napa Unified  
Application Number: 51/66266-00-003  
Total District Enrollment: 17,240  
County: Napa

School Name: West Park Elementary  
Project Grade Level: K-5  
Financial Hardship: No

### TYPE OF REQUEST

State Allocation Board (Board) approval for placement on the Unfunded List (Lack of AB 55 Loans) for a School Facility Program (SFP) Seismic Mitigation Program (SMP) Replacement Project.

Total Project Cost: \$3,633,720.00  
Cost to the State: \$1,816,860.00

### DESCRIPTION

#### DESCRIPTION OF HEALTH AND SAFETY THREAT

A report by ZFA Structural Engineers, dated March 10, 2012, identifies several structural deficiencies in Classroom Building A and Administration Building B located at the West Park Elementary School site. The report references material insufficiencies with the wall anchorage and wall support designs of the structure of the two buildings that renders these facilities at high risk of collapse in the event of seismic activity. The buildings qualify for the SMP based on the qualifying criteria in Education Code Section 17075.10 and SFP Regulation Section 1859.82.2.

#### SCOPE OF PROJECT

The project consists of structural retrofitting of Classroom Building A and Administration Building B at the West Park Elementary School site.

#### STATUS OF SCHOOL SITE

The District completed the structural retrofitting of Classroom Building A and Administration Building B in November of 2017.

## QUALIFYING CRITERIA

### GOVERNMENT/STATE LEVEL CONCURRENCE

Classroom Building A and Administration Building B were each classified as a Most Vulnerable Category 2 Building type as defined in SFP regulations and have met qualifying criteria of the SMP. The Division of the State Architect (DSA) has approved the District for Phase One (Eligibility Evaluation), Phase Three (Evaluation and Design Criteria) and provided Phase Four concurrence to minimum scope, and final plan approval. These approvals enable the District to apply for funding from the Board.

Staff Supports the District's Request: Yes

### SITE VISIT COMPLETED BY STAFF

Staff accepted detailed reports from industry specialists and DSA approval in lieu of a site visit.

### AUTHORITY

See Attachment A

### RECOMMENDATION(S)

1. Approve the District's request for an unfunded approval for replacement funding to rehabilitate Classroom Building A and Administration Building B at the West Park Elementary School Site, pursuant to SFP Regulation Section 1859.82.2(b) as shown on Attachment B.
2. Pursuant to SFP Regulation Section 1859.61(l)(1), the age of Classroom Building A and Administration Building B shall be adjusted to the date of the Apportionment for this project.

## ATTACHMENT A

### AUTHORITY

#### **Seismic Mitigation Program – Replacement Projects** (as of August 31, 2020)

Education Code (EC) Section 17075.10(a) states:

A school district may apply for hardship assistance in cases of extraordinary circumstances. Extraordinary circumstances may include, but are not limited to, the need to repair, reconstruct, or replace the most vulnerable school facilities that are identified as a Category 2 building, as defined in the report submitted pursuant to Section 17317, determined by the department to pose an unacceptable risk of injury to its occupants in the event of a seismic event.

SFP Regulation Section 1859.82 states, “A school district may apply for Facility Hardship, including Seismic Mitigation, Program assistance in cases of extraordinary circumstances that have caused an imminent health and safety threat.”

SFP Regulation Section 1859.82.2 states that “A school district is eligible for funding to repair, reconstruct, or replace the Most Vulnerable Category 2 Buildings which were originally constructed to be used as School Facilities and pose an unacceptable risk of injury to its occupants in the event of seismic activity. Program eligibility is determined by the Division of the State Architect while determination of grant funding is determined by the Board based on the following criteria.

Notwithstanding Sections 1859.93 and 1859.93.1, all applications for the seismic mitigation of the Most Vulnerable Category 2 Buildings shall be funded in the order of receipt of an Approved Application for funding. Any grants provided for the purpose of this section shall be provided as a new construction project and allocated on a 50 percent state share basis.”

SFP Regulation Section 1859.82.2(a) states,

- (a) Seismic mitigation projects must meet all of the following requirements:
- (1) The construction contract was executed on or after May 20, 2006;
  - (2) The project funding provided shall be for the minimum work necessary to obtain DSA approval;
  - (3) The School Building is designed for occupancy by students and staff; and
  - (4) The DSA concurs with a report by a structural engineer, which identifies structural deficiencies that pose an unacceptable risk of injury to its occupants in a seismic event. The structural engineers report shall conform to the guidelines prepared by the DSA, in accordance with Education Code Section 17310.

If the unacceptable risk of injury is due to the presence of faulting, liquefaction or landslide, these hazards must be documented by a geological hazards report prepared by an engineering geologist in accordance with California Building Code, Part 2, Chapter 18, section 1803A and with concurrence of the California Geological Survey

ATTACHMENT A

SFP Regulation Section 1859.82.2(b) states in part, “To qualify for replacement funding for School Buildings, the district must submit an Approved Application for funding and either (1) or (2) below:

- (1) For School Buildings that are lost, destroyed, or unable to be repaired, ...
- (2) For School Buildings with interior square footage to be mitigated ....”

<b>Facility</b>	<b>Elementary School Pupils</b>	<b>Middle School Pupils</b>	<b>High School Pupils</b>
Multi-Purpose (includes food service)	5.3 sq. ft. per pupil minimum 4,000 sq. ft.	5.3 sq. ft. per pupil minimum 5,000 sq. ft.	6.3 sq. ft. per pupil minimum 8,200 sq. ft.
Toilet	3 sq. ft. per pupil minimum 300 sq. ft.	4 sq. ft. per pupil minimum 300 sq. ft.	5 sq. ft. per pupil minimum 300 sq. ft.
Gymnasium (includes shower/locker area)	N/A	12.9 sq. ft. per pupil minimum 6,828 sq. ft. maximum 16,000 sq. ft.	15.3 sq. ft. per pupil minimum 8,380 sq. ft. maximum 18,000 sq. ft.
School Administration	3 sq. ft. per pupil minimum 600 sq. ft.	3 sq. ft. per pupil minimum 600 sq. ft.	4 sq. ft. per pupil minimum 800 sq. ft.
Library/Media Center	2.3 sq. ft. per pupil plus 600 sq. ft., minimum 960 sq. ft.	3.3 sq. ft. per pupil plus 600 sq. ft. minimum 960 sq. ft.	4.3 sq. ft. per pupil plus 600 sq. ft. minimum 960 sq. ft.
Kindergarten Classrooms (including Transitional Kindergarten)	1,350 sq. ft. for each replacement classroom.	NA	NA
Classrooms (1 <sup>st</sup> -12 <sup>th</sup> grade)	960 sq. ft. for each replacement classroom	960 sq. ft. for each replacement classroom	960 sq. ft. for each replacement classroom
Computer instructional support area, Industrial and Technology/Education Laboratory	960 sq. ft. for each replacement classroom.	960 sq. ft. for each replacement classroom.	960 sq. ft. for each replacement classroom.
Laboratory Classrooms (including science and consumer home economics. (Does not include Industrial and Technology/Education Laboratory)	1,300 sq. ft. for each replacement classroom.	1,300 sq. ft. for each replacement classroom.	1,300 sq. ft. for each replacement classroom.

## ATTACHMENT A

### Section 1859.61. Adjustments to the Modernization Baseline Eligibility...

(l) Adjusted upon Board receipt of the local school board resolution acknowledging that the buildings have been removed from K-12 classroom use, as follows:

(1) School Buildings and/or classrooms that receive replacement funding via the New Construction Grant or the Facility Hardship Square Footage Grant pursuant to Section 1859.82.1 or Section 1859.82.2.

(2) School Buildings and/or classrooms that were originally included in the district's baseline eligibility and were later demolished or removed from classroom use due to health and/or safety concerns that meet the requirements of Regulation Section 1859.82.1 or 1859.82.2 as verified by OPSC, except the district did not have the current enrollment to support the replacement and funding of those School Buildings and/or classrooms. ~~School Buildings~~ and/or classrooms removed from K-12 classroom use that remain on the school site will be identified on a list published on OPSC's website.

For (l)(1) the building age shall be reset to the date of the Apportionment for the corresponding project. For (l)(2) the building shall be removed from the classroom inventory used to establish modernization eligibility at the site.



**APPLICANT DATA**

<b>Applicant:</b>	Napa Valley Unified	<b>PTN:</b>	66266 - 306
<b>Application No:</b>	51/66266-00-003	<b>County:</b>	Napa
<b>School Name:</b>	WEST PARK ELEMENTARY	<b>Filing Basis:</b>	District-wide

**HISTORY OF PROJECT FUNDING**

	Fund Code	Proposition	Previously Authorized	Authorized This Action		Unfunded Approval This Action
<u>State Share</u>						
Seismic Mitigation Grant	951-505	51	\$	\$ 1,816,860.00		\$ 1,816,860.00
<u>Applicant Share</u>						
District Contribution				1,816,860.00		
<b>Total</b>			<b>\$ 0.00</b>	<b>\$ 3,633,720.00</b>		<b>\$ 1,816,860.00</b>
<b>Funding Source: Proposition 51 Bonds/2016-Nov.</b>						

APPLICATION DATA	PROGRAM GRANT DATA
------------------	--------------------

<b>Type of Project:</b>	Elementary School	<b>Facility Hardship Replacement Other</b>	\$ 1,808,559.00
		<b>Service Site Development</b>	\$ 8,301.00
<b>Number of Classrooms:</b>	6	<b>Total State Share (50%)</b>	1,816,860.00
<b>Addition to Existing Site:</b>	No	<b>Applicant Share (50%)</b>	1,816,860.00
<b>Recommended Acres:</b>	5.4	<b>Total Project Cost</b>	<b>\$ 3,633,720.00</b>
<b>Existing Acres:</b>	8.9		
<b>Proposed Acres:</b>	0.0		
<b>Fac. Hardship Replacement Toilet (sq. ft.):</b>	0.00		
<b>Fac. Hardship Replacement Other (sq.ft.):</b>	8,737.00		

**STIPULATED TERMS & NEXT STEPS**

The Applicant is required to submit a signed Grant Agreement pursuant to School Facility Program Regulation Section 1859.90.4 for the project prior to or concurrent with a request for the release of funds.

The Applicant shall ensure that it is in compliance with all applicable laws, regulations and certifications it made on the program forms.

The Applicant is responsible for ensuring that the project is compliant with Prevailing Wage Monitoring and/or Labor Compliance Program requirements at the time construction contracts are executed and/or construction commenced.

This application is placed on the Unfunded List (Lack of AB 55 Loans) pursuant to the Board's action on March 11, 2009. This approval does not constitute a guarantee or commitment of future state funding.

## FACILITY HARDSHIP / REHABILITATION PROGRAM

### SCHOOL DISTRICT DATA

School District: Napa Valley Unified  
Application Number: 58/66266-00-003  
Total District Enrollment: 17,240  
County: Napa

School Name: Valley Oak High  
Project Grade Level: 10-12  
Financial Hardship: No

### TYPE OF REQUEST

State Allocation Board (Board) approval for placement on the Unfunded List (Lack of AB 55 Loans) for a School Facility Program (SFP) Seismic Mitigation Program (SMP) Rehabilitation Project.

Total Project Cost: \$1,615,072.00  
Cost to the State: \$807,536.00

### DESCRIPTION

#### DESCRIPTION OF HEALTH AND SAFETY THREAT

A report by ZFA Structural Engineers, dated March 10, 2012, identify several structural deficiencies in Classroom Building B and Administration Building B1 located at the Valley Oak High School site. The report references material insufficiencies with the wall anchorage and wall support designs of the structure of these buildings that renders these facilities at high risk of collapse in the event of seismic activity. The buildings qualify for the SMP based on the qualifying criteria in Education Code Section 17075.10 and SFP Regulation Section 1859.82.2.

#### SCOPE OF PROJECT

The scope of this project includes the seismic rehabilitation of Classroom Building B and Administration Building B1 at the Valley Oak High School site.

#### STATUS OF SCHOOL SITE

The District completed the seismic rehabilitation of Classroom Building B and Administration Building B1 in November of 2017.

ATTACHMENT A

**QUALIFYING CRITERIA**

**GOVERNMENT/STATE LEVEL CONCURRENCE**

Classroom Building B and Administration Building B1 at Valley Oak High School were each classified as a Most Vulnerable Category 2 Building type as defined in SFP regulations and have met qualifying criteria of the SMP. The Division of the State Architect (DSA) has approved the District for Phase One (Eligibility Evaluation), Phase Three (Evaluation and Design Criteria) and provided Phase Four concurrence to minimum scope, and final plan approval. These approvals enable the District to apply for funding from the Board.

Staff Supports the District's Request: Yes

**SITE VISIT COMPLETED BY STAFF**

Staff accepted detailed reports from industry specialists and DSA approval in lieu of a site visit.

**AUTHORITY**

See Attachment A

**RECOMMENDATION**

Approve the District's request for an unfunded approval for seismic rehabilitation funding to rehabilitate Classroom Building B and the Administration Building at the Valley Oak High School Site, pursuant to SFP Regulation Section 1859.82.2(b) as shown on Attachment B.

## ATTACHMENT A

### **AUTHORITY**

#### **Seismic Mitigation Program – Rehabilitation Projects** (as of August 31, 2020)

Education Code (EC) Section 17075.10(a) states:

A school district may apply for hardship assistance in cases of extraordinary circumstances. Extraordinary circumstances may include, but are not limited to, the need to repair, reconstruct, or replace the most vulnerable school facilities that are identified as a Category 2 building, as defined in the report submitted pursuant to Section 17317, determined by the department to pose an unacceptable risk of injury to its occupants in the event of a seismic event.

SFP Regulation Section 1859.82 states, “A school district may apply for Facility Hardship, including Seismic Mitigation, Program assistance in cases of extraordinary circumstances that have caused an imminent health and safety threat.”

SFP Regulation Section 1859.82.2(a) states,

- (a) Seismic mitigation projects must meet all of the following requirements:
- (1) The construction contract was executed on or after May 20, 2006;
  - (2) The project funding provided shall be for the minimum work necessary to obtain DSA approval;
  - (3) The School Building is designed for occupancy by students and staff; and
  - (4) The DSA concurs with a report by a structural engineer, which identifies structural deficiencies that pose an unacceptable risk of injury to its occupants in a seismic event. The structural engineers report shall conform to the guidelines prepared by the DSA, in accordance with Education Code Section 17310.

If the unacceptable risk of injury is due to the presence of faulting, liquefaction or landslide, these hazards must be documented by a geological hazards report prepared by an engineering geologist in accordance with California Building Code, Part 2, Chapter 18, section 1803A and with concurrence of the California Geological Survey.

SFP Regulation Section 1859.82.2(c) states,

Districts may qualify for seismic mitigation funding to rehabilitate their School Buildings including lunch shelters and covered walkways, exterior square footage of School Buildings, or site conditions. Factors to be considered by the Board may include (1) or (2) below:

- (1) School Buildings where the minimum cost to rehabilitate and remain in the School Building is 50 percent or less of the Current Replacement Cost.
- (2) Square footage of the Most Vulnerable Category 2 School Buildings, covered walkways, and lunch shelters that need repair or replacement to mitigate a collapse potential in the event of seismic activity as confirmed by the DSA.

**APPLICANT DATA**

<b>Applicant:</b>	Napa Valley Unified	<b>PTN:</b>	66266 - 307
<b>Application No:</b>	58/66266-00-003	<b>County:</b>	Napa
<b>School Name:</b>	VALLEY OAK HIGH		

**HISTORY OF PROJECT FUNDING**

	Fund Code	Proposition	Previously Authorized	Authorized This Action	Unfunded Approval This Action
<u>State Share</u>					
Seismic Mitigation Grant	951-505	51	\$	\$ 807,536.00	\$ 807,536.00
<u>Applicant Share</u>					
District Contribution				807,536.00	
<b>Total</b>			<b>\$ 0.00</b>	<b>\$ 1,615,072.00</b>	<b>\$ 807,536.00</b>
<b>Funding Source:</b>	<b>Proposition 51 Bonds/2016-Nov.</b>				

**APPLICATION DATA**

<b>Type of Project:</b>	High School
<b>Recommended Acres:</b>	4.13
<b>Existing Acres:</b>	6.0

**PROGRAM GRANT DATA**

<b>Rehabilitation</b>	\$ 807,536.00
<b>Total State Share (50%)</b>	807,536.00
<b>Applicant Share (50%)</b>	807,536.00
<b>Total Project Cost</b>	<b>\$ 1,615,072.00</b>

**STIPULATED TERMS & NEXT STEPS**

The Applicant is required to submit a signed Grant Agreement pursuant to School Facility Program Regulation Section 1859.90.4 for the project prior to or concurrent with a request for the release of funds.

The Applicant shall ensure that it is in compliance with all applicable laws, regulations and certifications it made on the program forms.

The Applicant is responsible for ensuring that the project is compliant with Prevailing Wage Monitoring and/or Labor Compliance Program requirements at the time construction contracts are executed and/or construction commenced.

This application is placed on the Unfunded List (Lack of AB 55 Loans) pursuant to the Board's action on March 11, 2009. This approval does not constitute a guarantee or commitment of future state funding.

## FACILITY HARDSHIP / REHABILITATION PROGRAM

### SCHOOL DISTRICT DATA

School District: Vista del Mar Union Elementary      School Name: Vista de Las Cruces  
Application Number: 58/69344-00-002      Project Grade Level: K-8  
Total District Enrollment: 25      Financial Hardship: No  
County: Santa Barbara

### TYPE OF REQUEST

State Allocation Board (Board) approval for placement on the Unfunded List (Lack of AB 55 Loans) for a School Facility Program (SFP) Facility Hardship Program rehabilitation project.

Total Project Cost: \$367,728.33

Cost to the State: \$220,637.00

### DESCRIPTION

#### DESCRIPTION OF HEALTH AND SAFETY THREAT

In March 2017, the Central Coast Regional Water Quality Control Board (RWQCB) conducted a routine inspection of the original wastewater system at the Vista de Las Cruces School, which was a “tertiary-treatment package-style facility”. The RWQCB observed deficiencies that caused untreated wastewater to be discharged onto the school’s ballfield, which posed a risk to the health and safety of students and staff. Afterward, the RWQCB issued a notice that “further operation of the wastewater facility in its current state would result in a violation of the school’s Discharge Permit”. As a result, the District decommissioned the original wastewater treatment plant in April of 2017. A report dated June 7, 2021 from Ashley & Vance Engineering Inc. detailed the minimum work necessary to mitigate the health and safety threat and to conform to RWQCB requirements, which is the installation of a new wastewater disposal system involving the installation of a new septic tank and ten seepage pits.

#### SCOPE OF PROJECT

The scope of the project includes abandoning the previous wastewater system of a tertiary-treatment package-style facility and, instead, installing a new wastewater treatment system involving a septic tank and ten seepage pits.

#### STATUS OF SCHOOL SITE

The District is currently out to bid for the project, with a goal of starting construction in Fall of 2021.

## QUALIFYING CRITERIA

### GOVERNMENT/STATE LEVEL CONCURRENCE

The Santa Barbara County Public Health Department has provided written concurrence that supports the industry specialist's findings and recommended work to mitigate the health and safety threat.

Staff Supports the District's Request: Yes

### SITE VISIT COMPLETED BY STAFF

Staff accepted a detailed report from an industry specialist in lieu of a site visit.

### AUTHORITY

See Attachment A

### RECOMMENDATION

Approve the District's request for an unfunded approval to replace the wastewater system at the Vista De Las Cruces School site, pursuant to the SFP Regulation Section 1859.82.1(c) as shown on Attachment B.

## ATTACHMENT A

### AUTHORITY

#### **Facility Hardship Program – Rehabilitation Projects** (as of August 31, 2020)

Education Code (EC) Section 17075.10(a) states:

A school district may apply for hardship assistance in cases of extraordinary circumstances. Extraordinary circumstances may include, but are not limited to, the need to repair, reconstruct, or replace the most vulnerable school facilities that are identified as a Category 2 building, as defined in the report submitted pursuant to Section 17317, determined by the department to pose an unacceptable risk of injury to its occupants in the event of a seismic event.

SFP Regulation Section 1859.82 states, “A school district may apply for Facility Hardship, including Seismic Mitigation, Program assistance in cases of extraordinary circumstances that have caused an imminent health and safety threat.”

SFP Regulation Section 1859.82.1 states that “a district is eligible for Facility Hardship funding to repair, replace, or construct School Buildings or related required components that are currently causing a health and safety threat to the students and/or staff. Projects solely to replace components that have reached the end of their useful life, perform routine maintenance or repair, issues resulting from the deferment of routine maintenance or repair, lack of current code compliance, or the addition of components that were not previously existing, do not meet the qualifying criteria of the program. However, this work may be incorporated into a qualifying Facility Hardship application if it is required to be completed to gain DSA approval.”

SFP Regulation Section 1859.82.1(c) states,

Districts may qualify for funding to rehabilitate their School Buildings, components of School Buildings, or school site conditions. Factors to be considered by the Board may include (1) or (2) below:

- (1) School Buildings where the minimum cost to mitigate the health and safety threat and remain in the School Building is 50 percent or less of the Current Replacement Cost.
- (2) Components of the School Buildings or school sites conditions are causing a health and safety threat to students and/or staff.



**APPLICANT DATA**

**Applicant:** Vista Del Mar Union Elementary **PTN:** 69344 - 5  
**Application No:** 58/69344-00-002 **County:** Santa Barbara  
**School Name:** VISTA DE LAS CRUCES

**HISTORY OF PROJECT FUNDING**

	Fund Code	Proposition	Previously Authorized	Authorized This Action	Unfunded Approval This Action
<b>State Share</b>					
Facility Hardship Grant	951-570	51	\$	\$ 220,637.00	\$ 220,637.00
<b>Applicant Share</b>					
District Contribution				147,091.33	
<b>Total</b>			\$ <u>0.00</u>	\$ <u>367,728.33</u>	\$ <u>220,637.00</u>
<b>Funding Source:</b>	<b>Proposition 51 Bonds/2016-Nov.</b>				

**APPLICATION DATA**

**Type of Project:**

**Recommended Acres:** 3.2

**Existing Acres:** 5.0

**PROGRAM GRANT DATA**

<b>Rehabilitation</b>	\$ 216,518.00
<b>Project Assistance</b>	\$ 4,119.00
<b>Total State Share (60%)</b>	<u>220,637.00</u>
<b>Applicant Share (40%)</b>	<u>147,091.33</u>
<b>Total Project Cost</b>	\$ <u>367,728.33</u>

**STIPULATED TERMS & NEXT STEPS**

The Applicant is required to submit a signed Grant Agreement pursuant to School Facility Program Regulation Section 1859.90.4 for the project prior to or concurrent with a request for the release of funds.

The Applicant shall ensure that it is in compliance with all applicable laws, regulations and certifications it made on the program forms.

The Applicant is responsible for ensuring that the project is compliant with Prevailing Wage Monitoring and/or Labor Compliance Program requirements at the time construction contracts are executed and/or construction commenced.

This application is placed on the Unfunded List (Lack of AB 55 Loans) pursuant to the Board's action on March 11, 2009. This approval does not constitute a guarantee or commitment of future state funding.

## FACILITY HARDSHIP / REHABILITATION PROGRAM

### SCHOOL DISTRICT DATA

School District: Del Norte County Unified  
Application Number: 58/61820-00-009  
Total District Enrollment: 3,818  
County: Del Norte

School Name: Crescent Elk Middle  
Project Grade Level: 6-8  
Financial Hardship: No

### TYPE OF REQUEST

State Allocation Board (Board) Conceptual Approval for a School Facility Program (SFP)  
Facility Hardship Program Rehabilitation Project

Estimated Total Project Cost: \$1,595,725.00  
Estimated Cost to the State: \$957,435.00

### DESCRIPTION

#### DESCRIPTION OF HEALTH AND SAFETY THREAT

In 2020, Del Norte Unified School District conducted a survey of the condition of the electrical system at Crescent Elk Middle School. During the survey, electrical contractors observed several areas of concern in the existing electrical system serving the campus. A full electrical system assessment and report by Solomon Electric and Data, Inc., dated February 2021 identifies critical deficiencies in multiple electrical service panels throughout the site. The failures include malfunctioning circuit breakers, failed grounding systems, and severe corrosion to critical components caused by water intrusion in several areas. The electrical report indicates "a compromised electrical system poses a danger and threat to the life and safety of students and staff. The hazard posed by this failure should be mitigated by complete replacement of the affected equipment." A subsequent report by PBK investigated the sources of water intrusion and concluded "The adverse impact of the coastal climate has had a big impact on the current condition. Selection of materials has no doubt influenced the deterioration, in particular, exterior panels. This has resulted in extensive corrosive damage to the exterior and interior of the panels. This issue would also create a life safety issue for those maintaining the electrical systems."

#### SCOPE OF PROJECT

The scope of the project includes the replacement of the failed electrical equipment on the Crescent Elk Middle School site and ancillary work as required to mitigate underlying water intrusion into the system.

## STATUS OF SCHOOL SITE

The District is currently in the process of designing the plans for this project.

## **QUALIFYING CRITERIA**

### GOVERNMENT/STATE LEVEL CONCURRENCE

Crescent City Fire & Rescue has provided written concurrence to the industry specialist's findings regarding the condition of the electrical system and recommended work to mitigate the health and safety threat.

Staff Supports the District's Request: Yes

### SITE VISIT COMPLETED BY STAFF

Staff accepted detailed reports from an industry specialist in lieu of a site visit.

### AUTHORITY

See Attachment A

### RECOMMENDATION

Approve the District's request for a conceptual approval to replace the failed components of the electrical system at the Crescent Elk Middle School site, pursuant to the SFP Regulation Section 1859.82.1(c) as shown on Attachment B.

## ATTACHMENT A

### AUTHORITY

#### **Facility Hardship Program – Rehabilitation Projects** (as of August 31, 2020)

Education Code (EC) Section 17075.10(a) states:

A school district may apply for hardship assistance in cases of extraordinary circumstances. Extraordinary circumstances may include, but are not limited to, the need to repair, reconstruct, or replace the most vulnerable school facilities that are identified as a Category 2 building, as defined in the report submitted pursuant to Section 17317, determined by the department to pose an unacceptable risk of injury to its occupants in the event of a seismic event.

SFP Regulation Section 1859.82 states, “A school district may apply for Facility Hardship, including Seismic Mitigation, Program assistance in cases of extraordinary circumstances that have caused an imminent health and safety threat.”

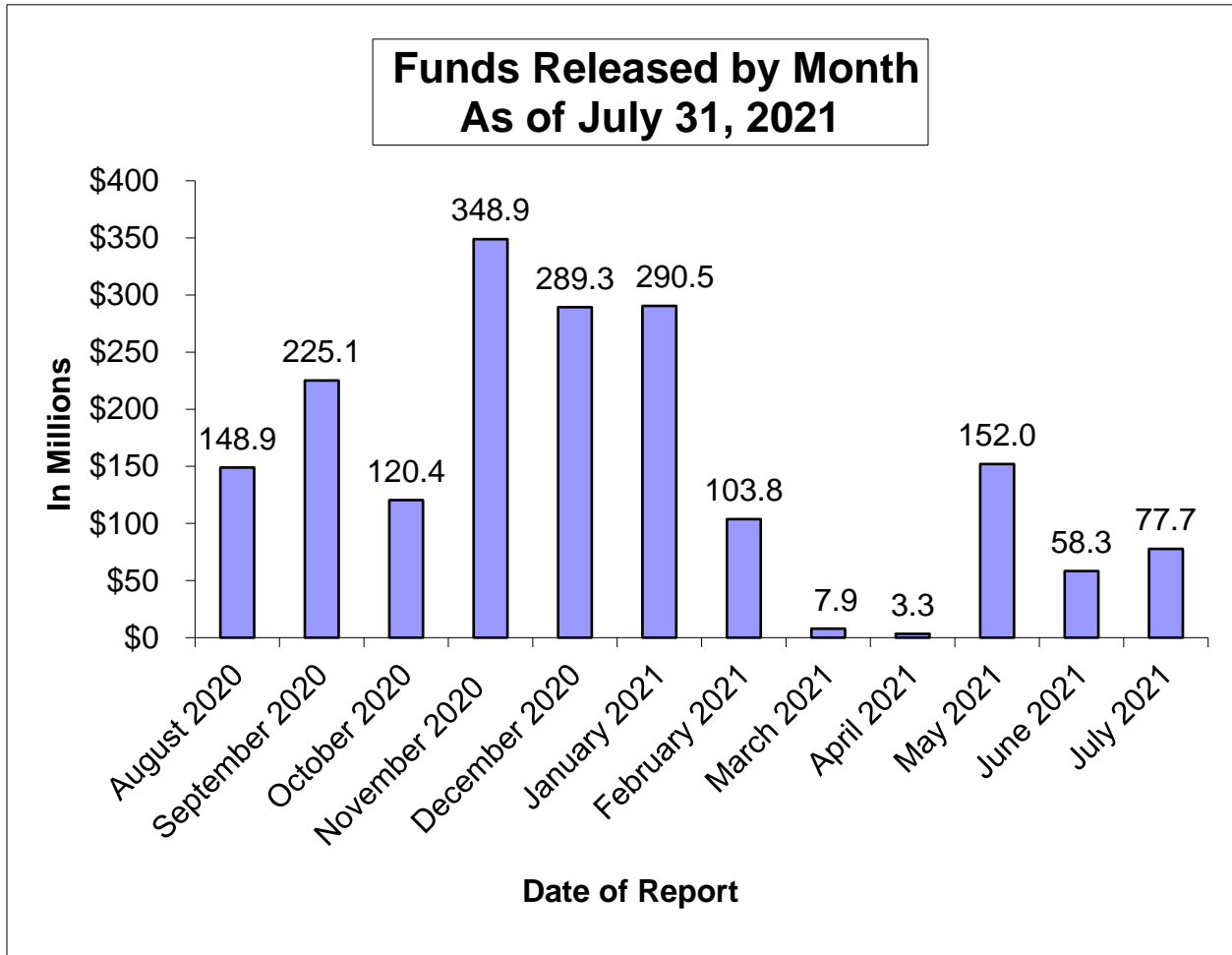
SFP Regulation Section 1859.82.1 states that “a district is eligible for Facility Hardship funding to repair, replace, or construct School Buildings or related required components that are currently causing a health and safety threat to the students and/or staff. Projects solely to replace components that have reached the end of their useful life, perform routine maintenance or repair, issues resulting from the deferment of routine maintenance or repair, lack of current code compliance, or the addition of components that were not previously existing, do not meet the qualifying criteria of the program. However, this work may be incorporated into a qualifying Facility Hardship application if it is required to be completed to gain DSA approval.”

SFP Regulation Section 1859.82.1(c) states,

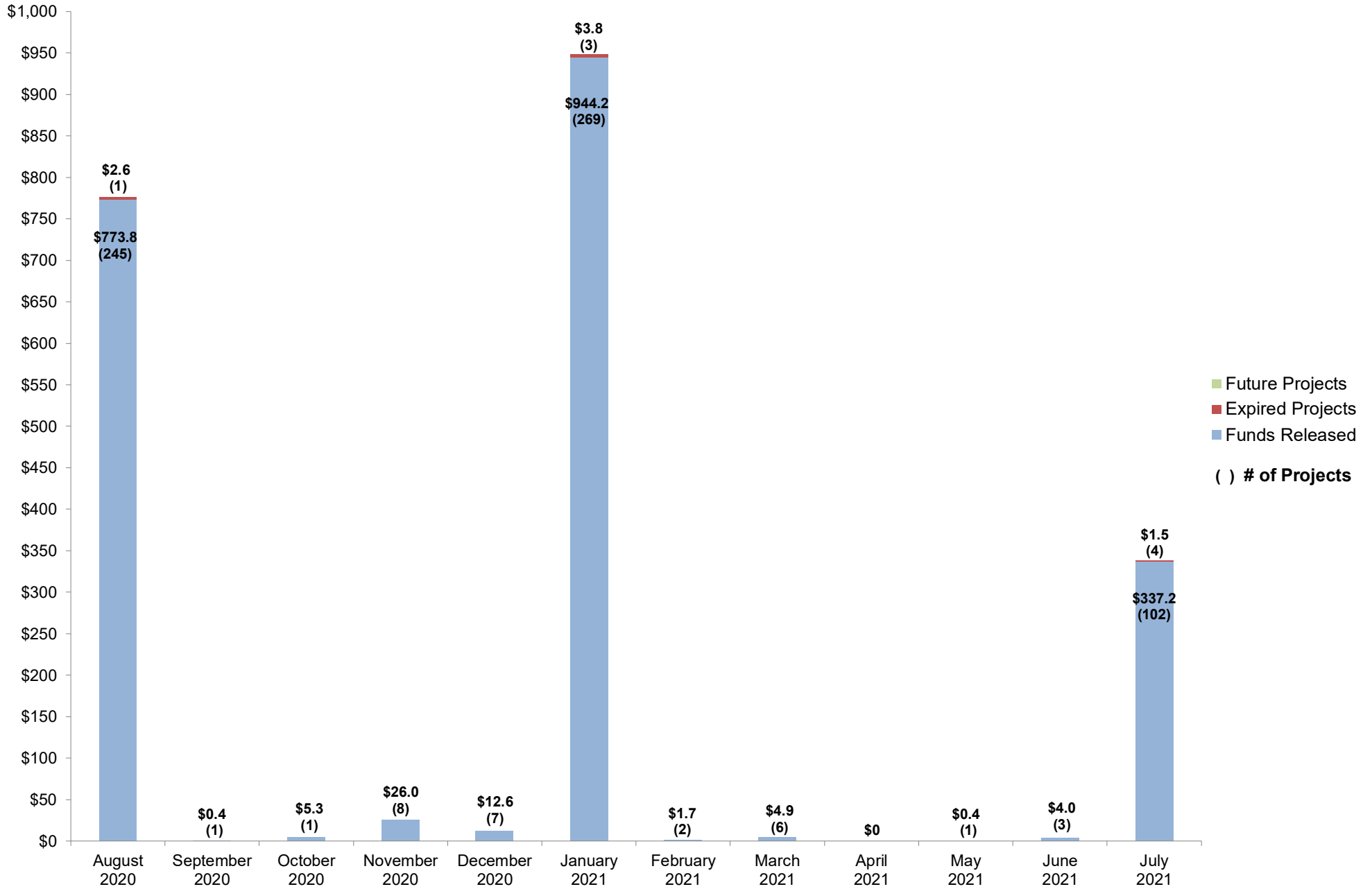
Districts may qualify for funding to rehabilitate their School Buildings, components of School Buildings, or school site conditions. Factors to be considered by the Board may include (1) or (2) below:

- (1) School Buildings where the minimum cost to mitigate the health and safety threat and remain in the School Building is 50 percent or less of the Current Replacement Cost.
- (2) Components of the School Buildings or school sites conditions are causing a health and safety threat to students and/or staff.

## STATUS OF FUND RELEASES



Status of School Facility Program Apportionments Set to Expire  
 due to Time Limit on Fund Release, as of June 23, 2021 SAB  
 (in millions of dollars)



**SCHOOL FACILITY PROGRAM**  
Available Funds (in Millions) As of August 25, 2021

Prop. 51 - \$7 Billion - November 2016										
Program	Original Bond Allocation	Remaining Bond Authority as of June 23, 2021	Estimated Approvals for August 25, 2021	Special Items/PIF	Administrative Costs Adjustment <sup>G</sup>	Remaining Bond Authority as of August 25, 2021 (excludes Unfunded Approvals)	Accumulated Unfunded Approvals as of June 23, 2021	Estimated Unfunded Approvals for August 25, 2021	Special Items/PIF	Remaining Bond Authority as of August 25, 2021 (includes Unfunded Approvals)
New Construction	\$3,000.0	\$793.9			\$0.4	\$794.3	-\$285.5	-\$87.0		\$421.8
Modernization	3,000.0	1,630.0			0.4	1,630.4	-436.8	-140.6		1,053.0
Career Technical Education	500.0	42.5	\$1.1		0.1	43.7	-39.8			3.9
Charter School	500.0	388.6			0.1	388.7	-388.3			0.4
General Fund FY 21/22	250.0	0.0				250.0				250.0
<b>SUBTOTAL</b>	<b>\$7,250.0</b>	<b>\$2,855.0</b>	<b>\$1.1</b>	<b>\$0.0</b>	<b>\$1.0</b>	<b>\$3,107.1<sup>A</sup></b>	<b>-\$1,150.4</b>	<b>-\$227.6</b>	<b>\$0.0</b>	<b>\$1,729.1</b>

Prop. 1D - \$7.3 Billion - November 2006										
Program	Original Bond Allocation	Remaining Bond Authority as of June 23, 2021	Estimated Approvals for August 25, 2021	Special Items/PIF	Administrative Costs Adjustment <sup>G</sup>	Remaining Bond Authority as of August 25, 2021 (excludes Unfunded Approvals)	Accumulated Unfunded Approvals as of June 23, 2021	Estimated Unfunded Approvals for August 25, 2021	Special Items/PIF	Remaining Bond Authority as of August 25, 2021 (includes Unfunded Approvals)
New Construction	\$1,900.0	\$6.1	\$0.2			\$6.3	-\$6.1			\$0.2 <sup>F</sup>
Seismic Repair		0.0				0.0				0.0
Modernization	3,300.0	1.5				1.5	-0.2			1.3
Career Technical Education	500.0	3.6				3.6	-3.0			0.6
High Performance Schools	100.0	0.0				0.0				0.0
Overcrowding Relief	1,000.0	1.3				1.3				1.3 <sup>F</sup>
Charter School	500.0	160.9			\$0.3	161.2	-138.8			22.4
Joint Use	57.5 <sup>B</sup>	0.0				0.0				0.0
<b>SUBTOTAL</b>	<b>\$7,357.5</b>	<b>\$173.4</b>	<b>\$0.2</b>	<b>\$0.0</b>	<b>\$0.3</b>	<b>\$173.9<sup>A</sup></b>	<b>-\$148.1</b>	<b>\$0.0</b>	<b>\$0.0</b>	<b>\$25.8</b>

Prop. 55 - \$10 Billion - March 2004										
Program	Original Bond Allocation	Remaining Bond Authority as of June 23, 2021	Estimated Approvals for August 25, 2021	Special Items/PIF	Administrative Costs Adjustment <sup>G</sup>	Remaining Bond Authority as of August 25, 2021 (excludes Unfunded Approvals)	Accumulated Unfunded Approvals as of June 23, 2021	Estimated Unfunded Approvals for August 25, 2021	Special Items/PIF	Remaining Bond Authority as of August 25, 2021 (includes Unfunded Approvals)
New Construction	\$4,965.8 <sup>C</sup>	\$2.9 <sup>D</sup>	\$1.5		\$2.1	\$6.5	-\$2.5			\$4.0 <sup>F</sup>
Modernization	2,250.0	0.2				0.2	-0.2			0.0
Critically Overcrowded Schools	2,440.0	3.9				3.9	-0.1			3.8
Charter School	300.0	38.1				38.1	-19.6			18.5 <sup>F</sup>
Joint Use	66.7 <sup>E</sup>	0.0				0.0				0.0
<b>SUBTOTAL</b>	<b>\$10,022.5</b>	<b>\$45.1</b>	<b>\$1.5</b>	<b>\$0.0</b>	<b>\$2.1</b>	<b>\$48.7<sup>A</sup></b>	<b>-\$22.4</b>	<b>\$0.0</b>	<b>\$0.0</b>	<b>\$26.3</b>
<b>TOTAL PAGE 1</b>	<b>\$24,630.0</b>	<b>\$3,073.5</b>	<b>\$2.8</b>	<b>\$0.0</b>	<b>\$3.4</b>	<b>\$3,329.7</b>	<b>-\$1,320.9</b>	<b>-\$227.6</b>	<b>\$0.0</b>	<b>\$1,781.2</b>

A. Balance of bonding authority excludes unfunded approvals.

B. The original bond allocation of \$29 million augmented by \$21 million from Prior Bond Funds to Joint Use at the 06/27/07 SAB meeting and \$7.5 million at the 7/23/08 SAB meeting pursuant to Assembly Bill 127, Chapter 35, Statutes of 2006 (Perata/Nunez).

C. The original bond allocation of \$4,960,000,000 augmented by \$5,831,911 from Prior Bonds at the 10/6/2010 SAB meeting.

D. It includes the transfer of Critically Overcrowded School Facilities Program Funds to New Construction (transfers in Prop. 55 includes: \$268.8 million approved at the 1/25/2006 SAB meeting, \$318.3 million approved at the 9/23/2009 SAB meeting, \$225 million approved at the 8/4/2010 SAB meeting, \$211.7 million approved at the 12/15/2010 SAB meeting, \$145 million at the 4/25/2012 SAB meeting, \$30.4 million after the 3/20/2013 SAB meeting, and \$32,297 after the 3/26/2014 SAB meeting per SFP Regulation Sections 1859.154 (c)).

E. Original bond allocation of \$50,000,000 augmented by \$15,547,233 from the State School Building Aid Fund at the 2/28/2007 SAB meeting and by \$1,232,224 from Prior Bonds at the 10/6/2010 SAB meeting.

F. Total authority is not available at this time due to outstanding accounts receivable. For Proposition 1D, \$219,905.76 for New Construction and \$43,958.99 for Overcrowding Relief.

For Proposition 55, \$1,627,939.62 for New Construction and \$703,647.11 for Charter.

G. FY 18/19 reverted administrative costs returned to bond authority. Prop 51 returned \$390,000.00 for New Construction, \$390,000.00 for Modernization, \$65,000.00 for Charter and \$65,000.00 for Career Tech.

Prop 1D returned \$15,551.89 for Modernization and \$333,223.78 for Charter. Prop 55 returned \$2,118,919.46 for New Construction.

**SCHOOL FACILITY PROGRAM**  
Available Funds (in Millions) As of August 25, 2021

Prop. 47 - \$11.4 Billion - November 2002										
Program	Original Bond Allocation	Remaining Bond Authority as of June 23, 2021	Estimated Approvals for August 25, 2021	Special Items/PIF	Administrative Co\$ts Adjustment	Remaining Bond Authority as of August 25, 2021 (excludes Unfunded Approvals)	Accumulated Unfunded Approvals as of June 23, 2021	Estimated Unfunded Approvals for August 25, 2021	Special Items/PIF	Remaining Bond Authority as of August 25, 2021 (includes Unfunded Approvals)
New Construction	\$6,250.0	\$12.8	\$0.1			\$12.9	-\$12.3			\$0.6 <sup>B</sup>
Modernization	3,300.0	0.4				0.4	-0.4			0.0
Critically Overcrowded Schools	1,700.0	0.0				0.0				0.0
Charter School	100.0	11.0				11.0	-3.7			7.3
Joint Use	50.0	0.0				0.0				0.0
<b>SUBTOTAL</b>	<b>\$11,400.0</b>	<b>\$24.2</b>	<b>\$0.1</b>	<b>\$0.0</b>	<b>\$0.0</b>	<b>\$24.3<sup>A</sup></b>	<b>-\$16.4</b>	<b>\$0.0</b>	<b>\$0.0</b>	<b>\$7.9</b>

Prop. 1A - \$6.7 Billion - November 1998										
Program	Original Bond Allocation	Remaining Bond Authority as of June 23, 2021	Estimated Approvals for August 25, 2021	Special Items/PIF	Administrative Costs Adjustment	Remaining Bond Authority as of August 25, 2021 (excludes Unfunded Approvals)	Accumulated Unfunded Approvals as of June 23, 2021	Estimated Unfunded Approvals for August 25, 2021	Special Items/PIF	Remaining Bond Authority as of August 25, 2021 (includes Unfunded Approvals)
New Construction	\$2,900.0	\$0.1				\$0.1	-\$0.1			\$0.0
Modernization	2,100.0	0.0				0.0				0.0
Hardship	1,000.0	0.1	\$0.2			0.3	-0.1			0.2 <sup>B</sup>
Class Size Reduction	700.0	0.0				0.0				0.0
<b>SUBTOTAL</b>	<b>\$6,700.0</b>	<b>\$0.2</b>	<b>\$0.2</b>	<b>\$0.0</b>	<b>\$0.0</b>	<b>\$0.4<sup>A</sup></b>	<b>-\$0.2</b>	<b>\$0.0</b>	<b>\$0.0</b>	<b>\$0.2</b>
<b>TOTAL PAGE 2</b>	<b>\$18,100.0</b>	<b>\$24.4</b>	<b>\$0.3</b>	<b>\$0.0</b>	<b>\$0.0</b>	<b>\$24.7</b>	<b>-\$16.6</b>	<b>\$0.0</b>	<b>\$0.0</b>	<b>\$8.1</b>
<b>TOTAL FROM PAGE 1</b>	<b>\$24,630.0</b>	<b>\$3,073.5</b>	<b>\$2.8</b>	<b>\$0.0</b>	<b>\$3.4</b>	<b>\$3,329.7</b>	<b>-\$1,320.9</b>	<b>-\$227.6</b>	<b>\$0.0</b>	<b>\$1,781.2</b>
<b>GRAND TOTAL</b>	<b>\$42,730.0</b>	<b>\$3,097.9</b>	<b>\$3.1</b>	<b>\$0.0</b>	<b>\$3.4</b>	<b>\$3,354.4</b>	<b>-\$1,337.5</b>	<b>-\$227.6</b>	<b>\$0.0</b>	<b>\$1,789.3</b>

**Full-Day Kindergarten Facilities Grant Program (FDKFGP)**

Program	Appropriation	Remaining Bond Authority as of June 23, 2021	Estimated Approvals for August 25, 2021	Miscellaneous Adjustments for August 25, 2021	Remaining Authority as of August 25, 2021
Chapter 32, Statutes of 2018 (AB 1808) - Full-Day Kindergarten (FY 18/19)	\$100.0	\$0.1			\$0.1
AB 130 California Preschool, Transitional and Full-Day Kindergarten FY 21-22	\$490.0			-\$12.3 <sup>C</sup>	\$477.7
<b>TOTAL</b>	<b>\$590.0</b>	<b>\$0.1</b>	<b>\$0.0</b>	<b>-\$12.3</b>	<b>\$477.8</b>

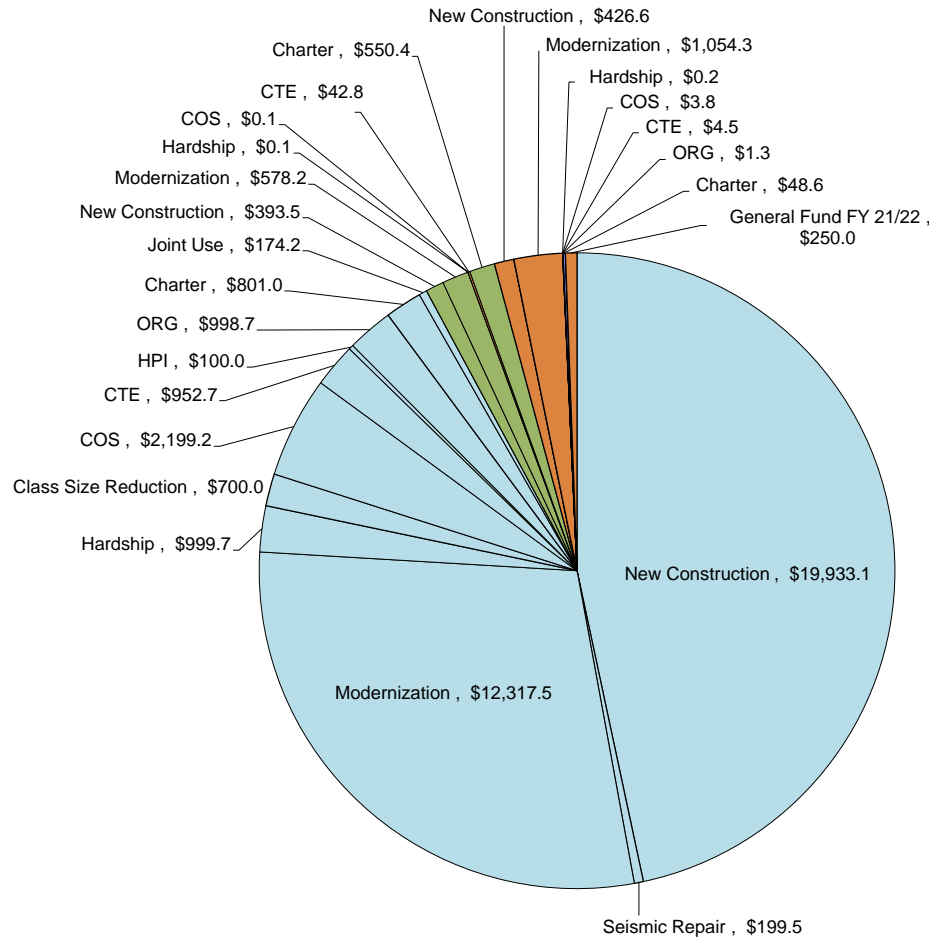
A. Balance of Bonding Authority Excludes Unfunded Approvals.

B. Total authority is not available at this time due to outstanding accounts receivable. For Proposition 47, \$73,106.48 for New Construction. For Proposition 1A, \$226,067.00 for Hardship.

C. Pursuant to AB 130 and Education code 17375(k), DGS may charge up to \$12.25 million for administration expenses to administer the program.



# Proposition 51, 1D, 55, 47, and 1A Bond Authority - \$42.730 billion (in millions of dollars)



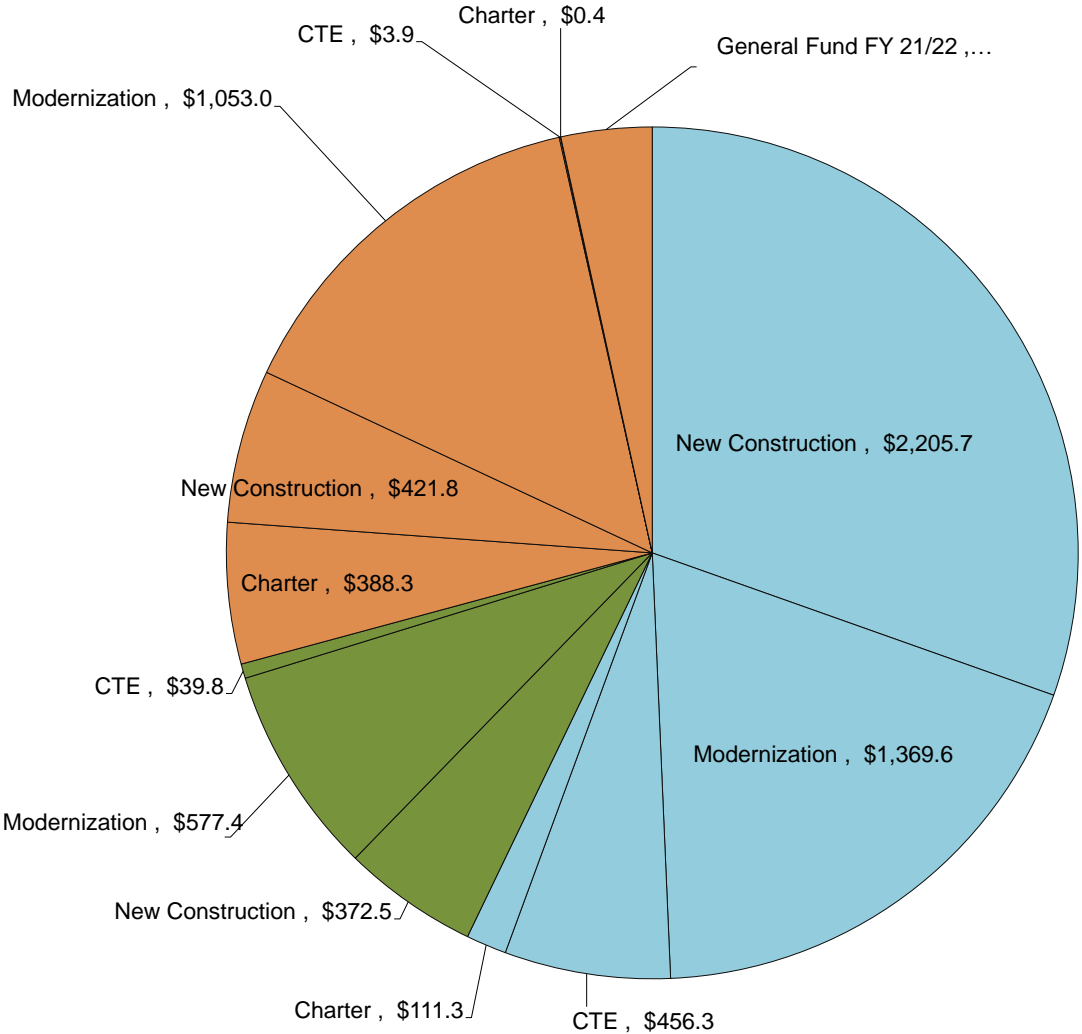
Proposition 51, 1D, 55, 47, and 1A Totals		
New Construction*	\$ 19,933.1	
<i>Seismic Repair</i>	\$ 199.5	
Modernization	\$ 12,317.5	
Hardship	\$ 999.7	
Class Size Reduction	\$ 700.0	
COS	\$ 2,199.2	
CTE	\$ 952.7	
HPI	\$ 100.0	
ORG	\$ 998.7	
Charter	\$ 801.0	
Joint Use	\$ 174.2	
General Fund FY 21/22	\$ -	
<b>Apportioned</b>	<b>\$ 39,375.6</b>	<b>92.1%</b>
New Construction	\$ 393.5	
<i>Seismic Repair</i>	\$ -	
Modernization	\$ 578.2	
Hardship	\$ 0.1	
Class Size Reduction	\$ -	
COS	\$ 0.1	
CTE	\$ 42.8	
HPI	\$ -	
ORG	\$ -	
Charter	\$ 550.4	
Joint Use	\$ -	
General Fund FY 21/22	\$ -	
<b>Unfunded Approvals</b>	<b>\$ 1,565.1</b>	<b>3.7%</b>
New Construction	\$ 426.6	
<i>Seismic Repair</i>	\$ -	
Modernization	\$ 1,054.3	
Hardship	\$ 0.2	
Class Size Reduction	\$ -	
COS	\$ 3.8	
CTE	\$ 4.5	
HPI	\$ -	
ORG	\$ 1.3	
Charter	\$ 48.6	
Joint Use	\$ -	
General Fund FY 21/22	\$ 250.0	
<b>Remaining Bond Authority</b>	<b>\$ 1,789.3</b>	<b>4.2%</b>
<b>Grand Total</b>	<b>\$ 42,730</b>	<b>100.0%</b>

\*Includes Energy Efficiency, Small High Schools, Seismic Repair, and the transfer of Critically Overcrowded School Facilities Program Funds to New Construction (\$700 million and \$68.1 million from Prop. 47; \$268.8 million, \$318.3 million, \$225 million, \$211.7 million, \$145 million, and \$30.4 million from Prop. 55). Also, Prop 55 includes \$5.8 million from the Lease Purchase Program on October 6, 2010.

# Proposition 51

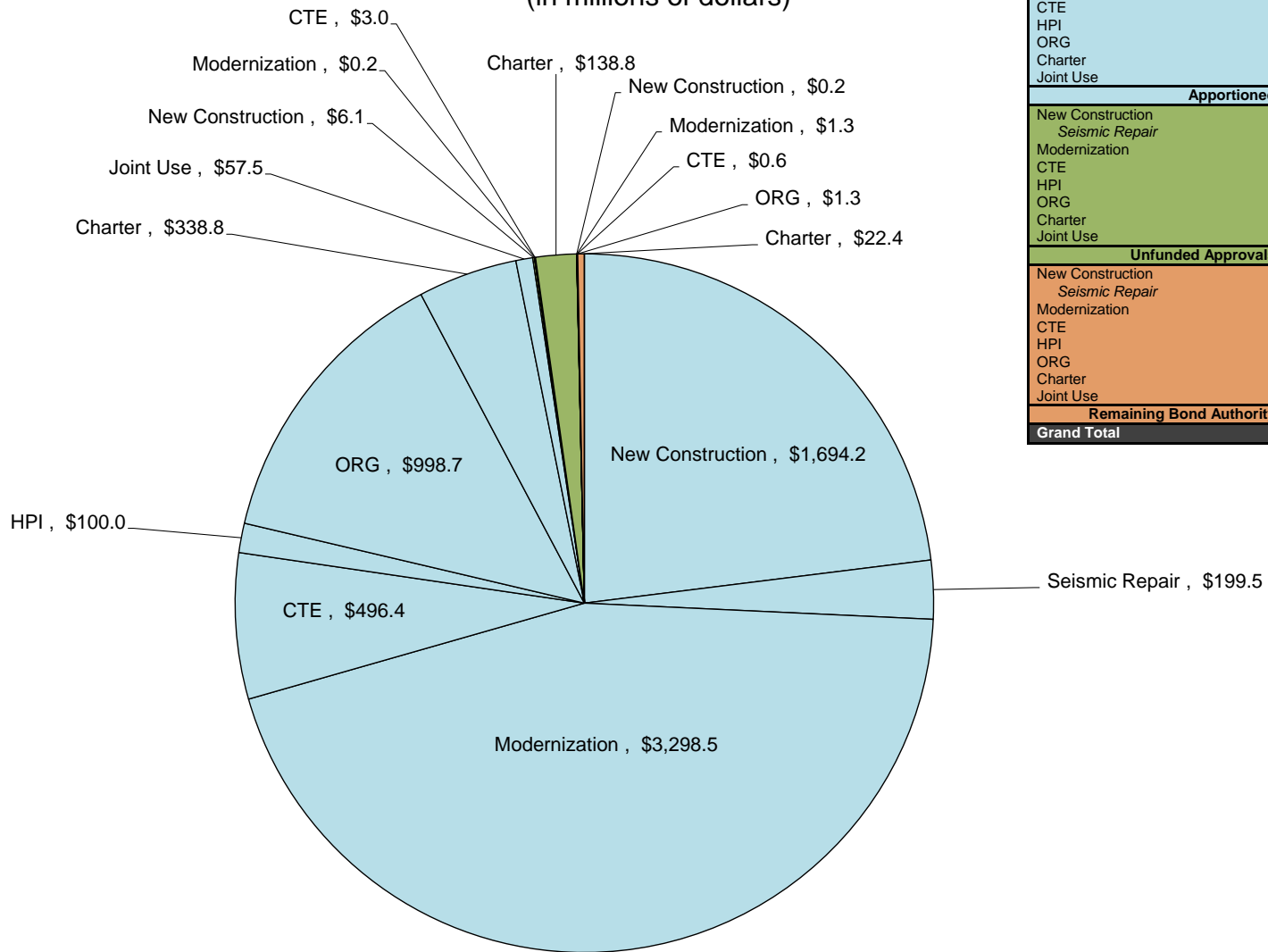
## Bond Authority - \$7.250 billion

(in millions of dollars)



Proposition 51 Totals		
New Construction	\$ 2,205.7	
Modernization	\$ 1,369.6	
CTE	\$ 456.3	
Charter	\$ 111.3	
General Fund FY 21/22	\$ -	
<b>Apportioned</b>	<b>\$ 4,142.9</b>	<b>57.1%</b>
New Construction	\$ 372.5	
Modernization	\$ 577.4	
CTE	\$ 39.8	
Charter	\$ 388.3	
General Fund FY 21/22	\$ -	
<b>Unfunded Approvals</b>	<b>\$ 1,378.0</b>	<b>19.0%</b>
New Construction	\$ 421.8	
Modernization	\$ 1,053.0	
CTE	\$ 3.9	
Charter	\$ 0.4	
General Fund FY 21/22	\$ 250.0	
<b>Remaining Bond Authority</b>	<b>\$ 1,729.1</b>	<b>23.8%</b>
<b>Grand Total</b>	<b>\$ 7,250</b>	<b>100.0%</b>

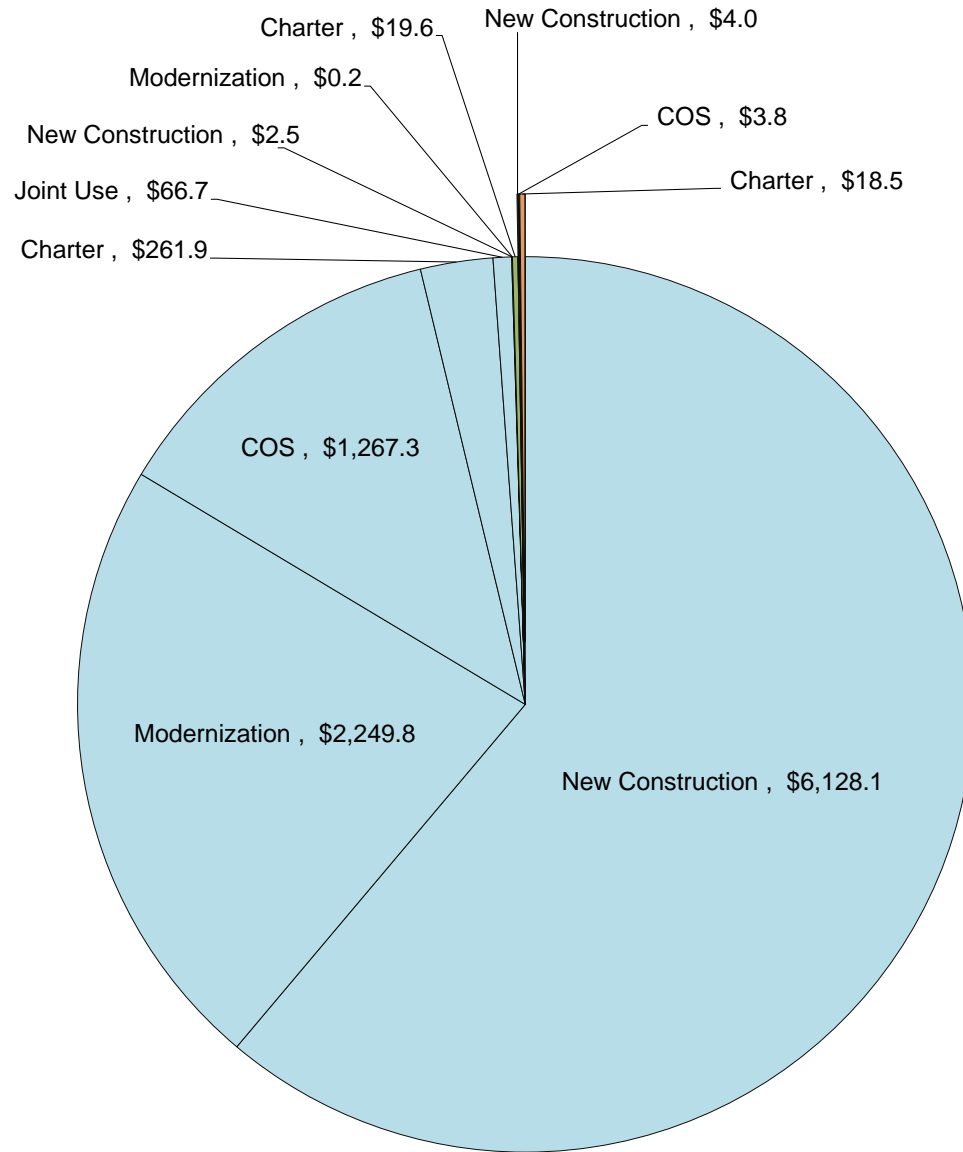
# Proposition 1D Bond Authority - \$7.358 billion (in millions of dollars)



Proposition 1D Totals		
New Construction	\$	1,694.2
Seismic Repair	\$	199.5
Modernization	\$	3,298.5
CTE	\$	496.4
HPI	\$	100.0
ORG	\$	998.7
Charter	\$	338.8
Joint Use	\$	57.5
<b>Apportioned</b>	<b>\$</b>	<b>7,183.6</b>
		<b>97.6%</b>
New Construction	\$	6.1
Seismic Repair	\$	-
Modernization	\$	0.2
CTE	\$	3.0
HPI	\$	-
ORG	\$	-
Charter	\$	138.8
Joint Use	\$	-
<b>Unfunded Approvals</b>	<b>\$</b>	<b>148.1</b>
		<b>2.0%</b>
New Construction	\$	0.2
Seismic Repair	\$	-
Modernization	\$	1.3
CTE	\$	0.6
HPI	\$	-
ORG	\$	1.3
Charter	\$	22.4
Joint Use	\$	-
<b>Remaining Bond Authority</b>	<b>\$</b>	<b>25.8</b>
		<b>0.4%</b>
<b>Grand Total</b>	<b>\$</b>	<b>7,358</b>
		<b>100.0%</b>

# Proposition 55 Bond Authority - \$10.023 billion

(in millions of dollars)

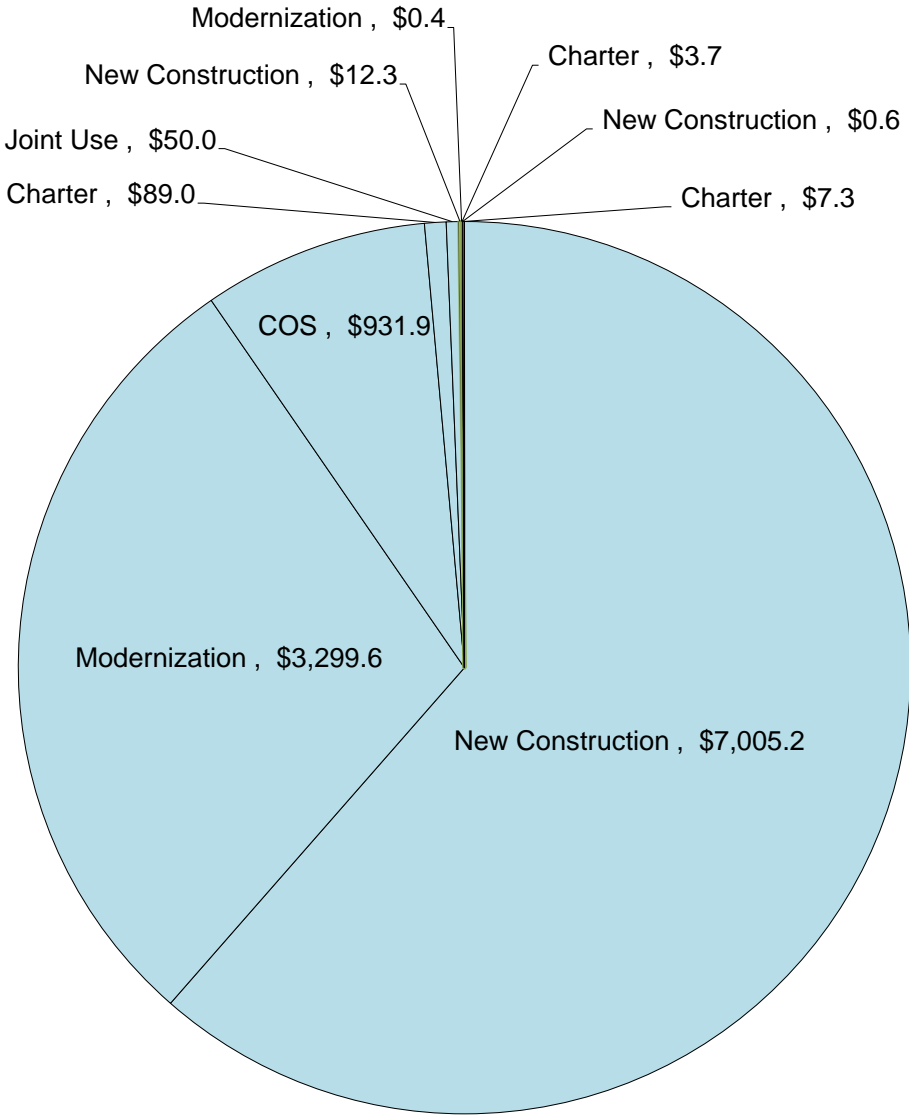


Proposition 55 Totals		
New Construction	\$ 6,128.1	
Modernization	\$ 2,249.8	
COS	\$ 1,267.3	
Charter	\$ 261.9	
Joint Use	\$ 66.7	
<b>Apportioned</b>	<b>\$ 9,973.8</b>	<b>99.5%</b>
New Construction	\$ 2.5	
Modernization	\$ 0.2	
COS	\$ 0.1	
Charter	\$ 19.6	
Joint Use	\$ -	
<b>Unfunded Approvals</b>	<b>\$ 22.4</b>	<b>0.2%</b>
New Construction	\$ 4.0	
Modernization	\$ -	
COS	\$ 3.8	
Charter	\$ 18.5	
Joint Use	\$ -	
<b>Remaining Bond Authority</b>	<b>\$ 26.3</b>	<b>0.3%</b>
<b>Grand Total</b>	<b>\$ 10,023</b>	<b>100.0%</b>

# Proposition 47

## Bond Authority - \$11.400 billion

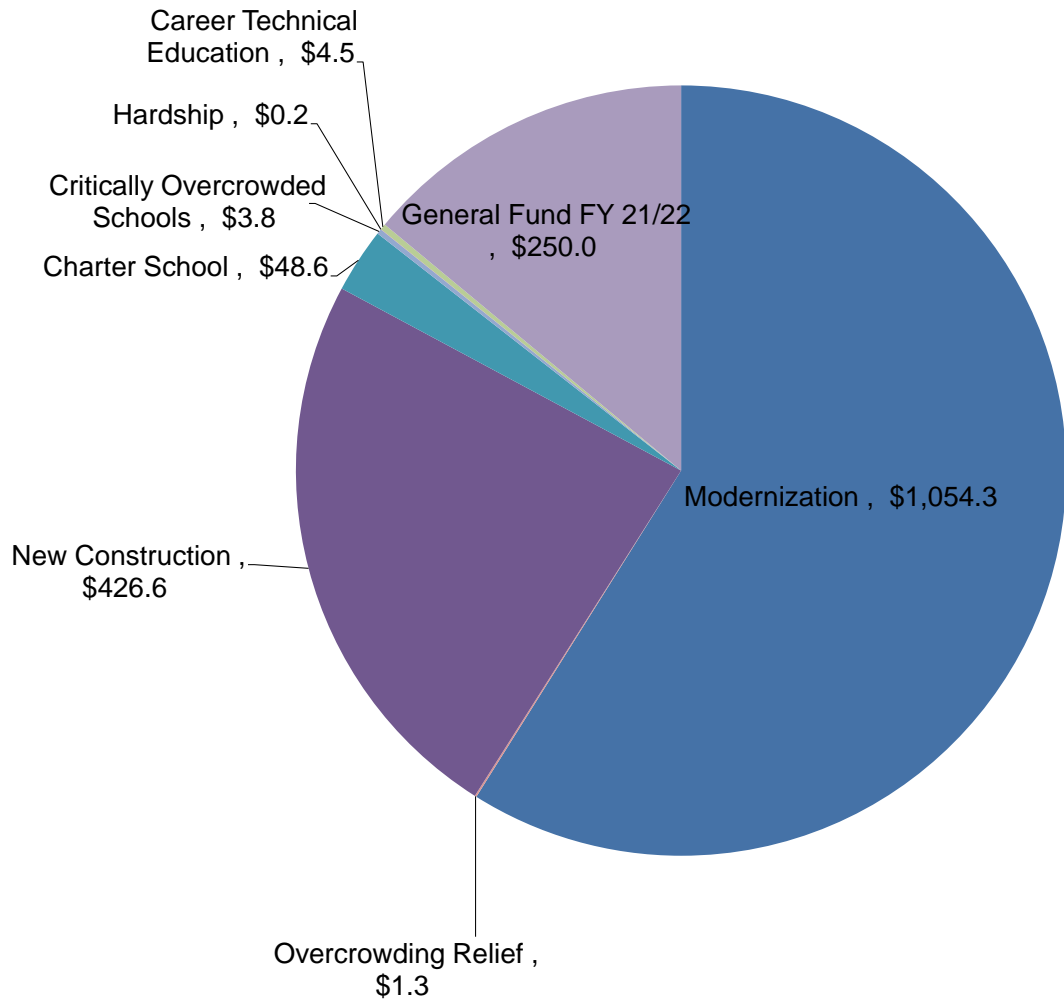
(in millions of dollars )



Proposition 47 Totals		
New Construction	\$ 7,005.2	
Modernization	\$ 3,299.6	
COS	\$ 931.9	
Charter	\$ 89.0	
Joint Use	\$ 50.0	
<b>Apportioned</b>	<b>\$ 11,375.7</b>	<b>99.8%</b>
New Construction	\$ 12.3	
Modernization	\$ 0.4	
COS	\$ -	
Charter	\$ 3.7	
Joint Use	\$ -	
<b>Unfunded Approvals</b>	<b>\$ 16.4</b>	<b>0.1%</b>
New Construction	\$ 0.6	
Modernization	\$ -	
COS	\$ -	
Charter	\$ 7.3	
Joint Use	\$ -	
<b>Remaining Bond Authority</b>	<b>\$ 7.9</b>	<b>0.1%</b>
<b>Grand Total</b>	<b>\$ 11,400</b>	<b>100.0%</b>

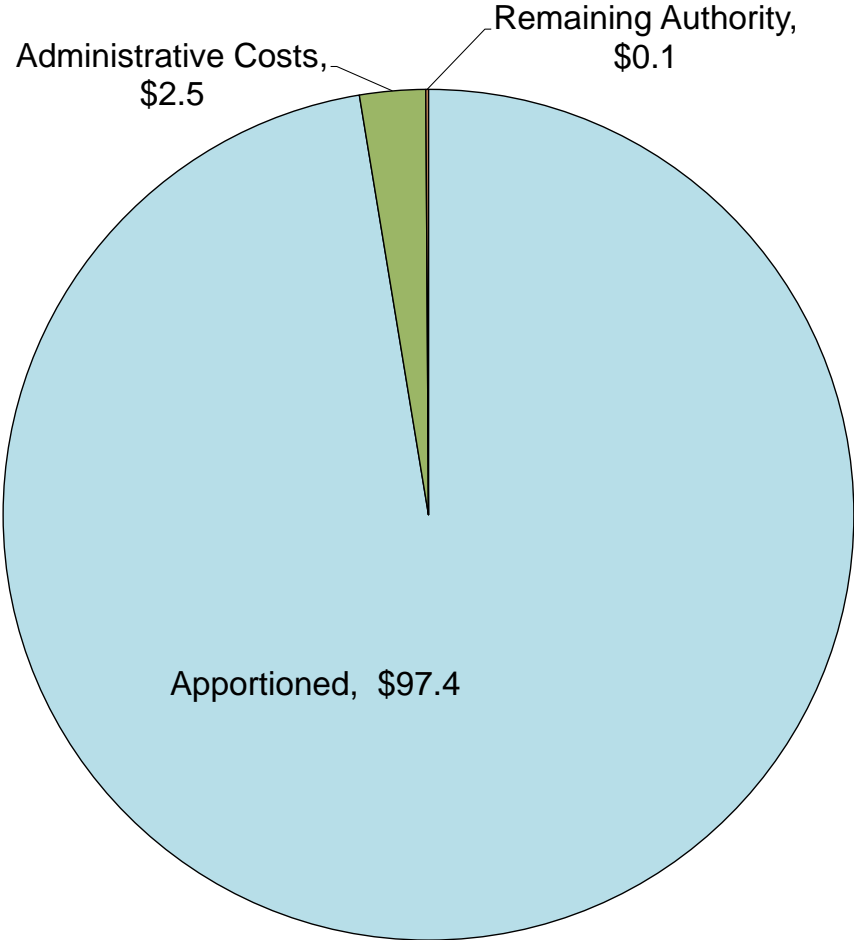
# Remaining Bond Authority - \$1,789.3 million

(by program, in millions)  
As of August 25, 2021 SAB

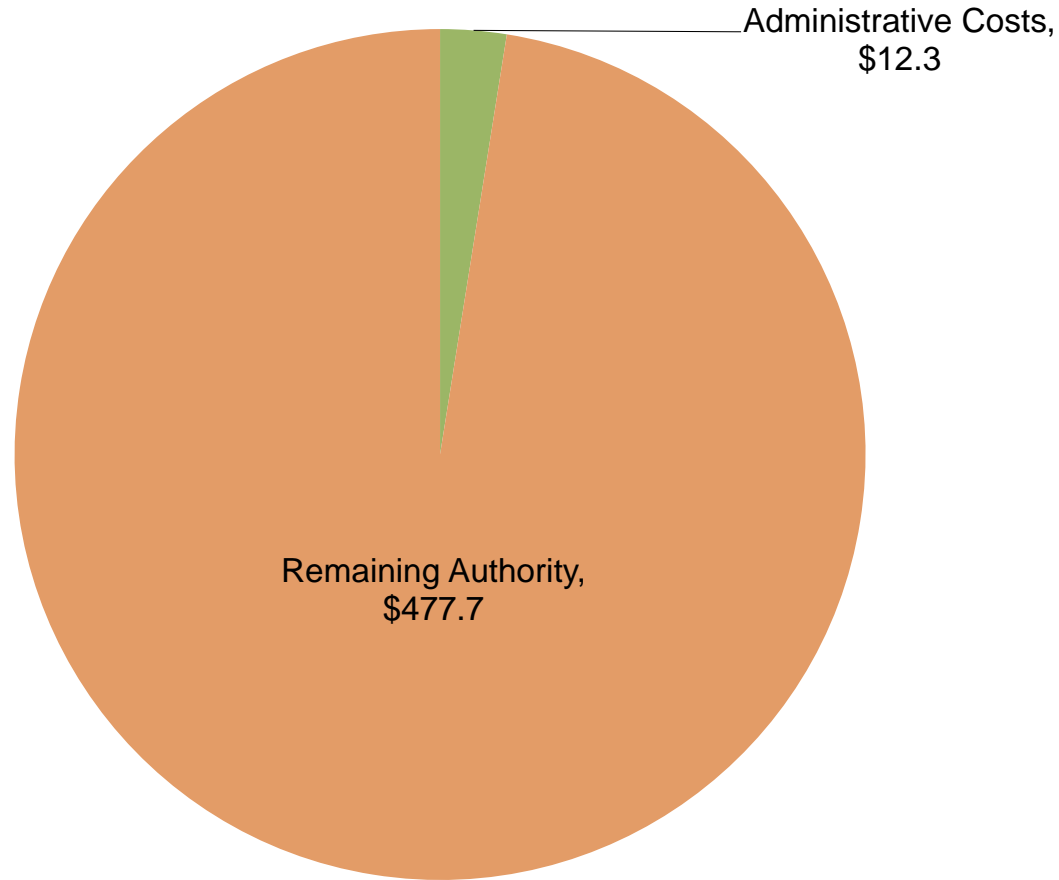


Remaining Bond Authority (in millions)	
Modernization	\$ 1,054.3
Overcrowding Relief	\$ 1.3
Seismic Repair	\$ -
New Construction	\$ 426.6
Charter School	\$ 48.6
High Performance Schools	\$ -
Critically Overcrowded Schools	\$ 3.8
Hardship	\$ 0.2
Career Technical Education	\$ 4.5
General Fund FY 21/22	\$ 250.0
<b>Grand Total</b>	<b>\$ 1,789.3</b>

Full-Day Kindergarten Facilities Grant Program (FDKFGP)  
FY 2018/2019  
Authority - \$100 million



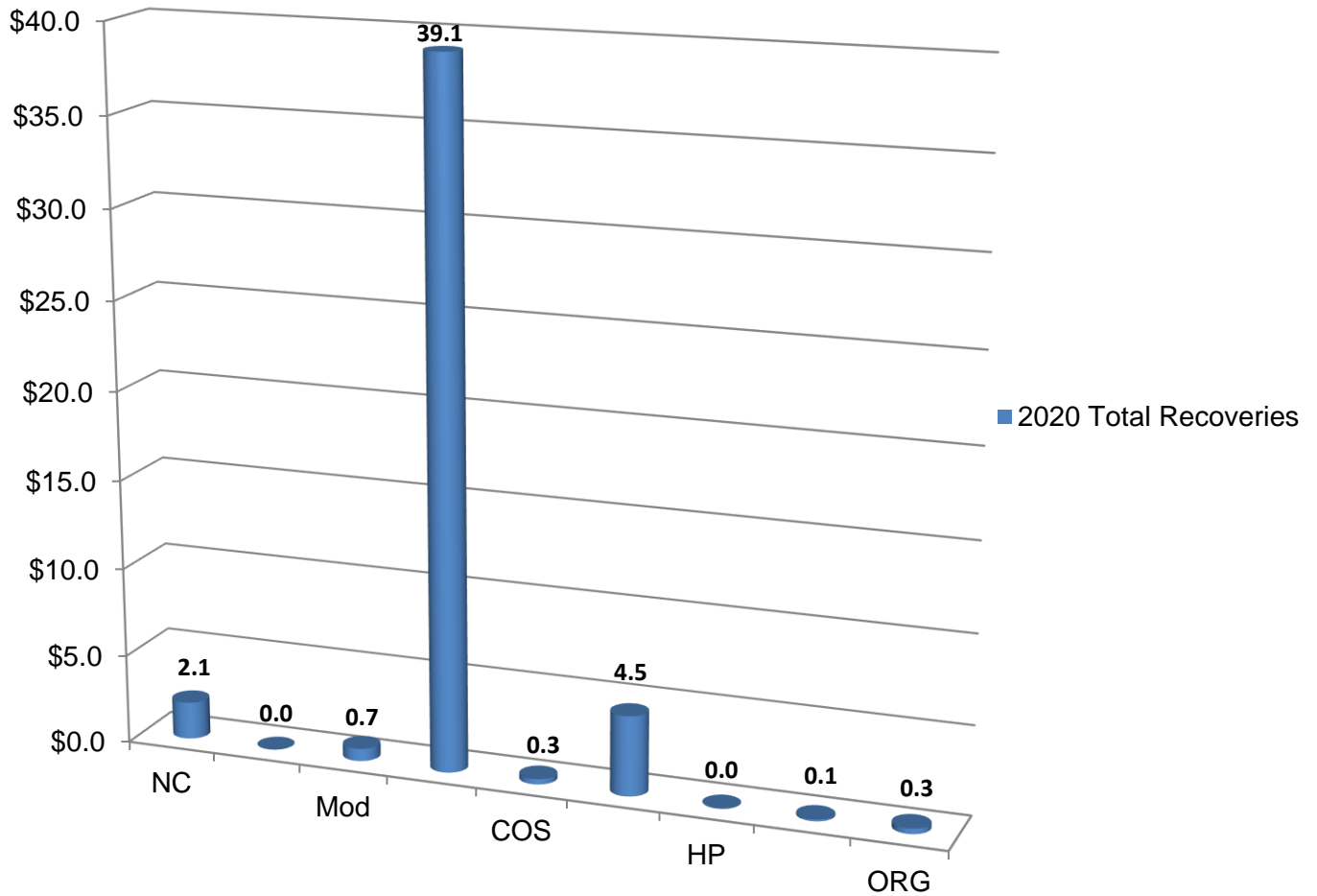
California Preschool, Transitional and Full-Day Kindergarten  
Facilities Grant Program  
FY 2021/2022  
Authority - \$490 million



Pursuant to AB 130 and Education Code 17375(k), DGS may charge up to \$12.25 million for administration expenses to administer the program.



## Fund Recoveries\* – 2020 (Totals represented in millions of dollars)



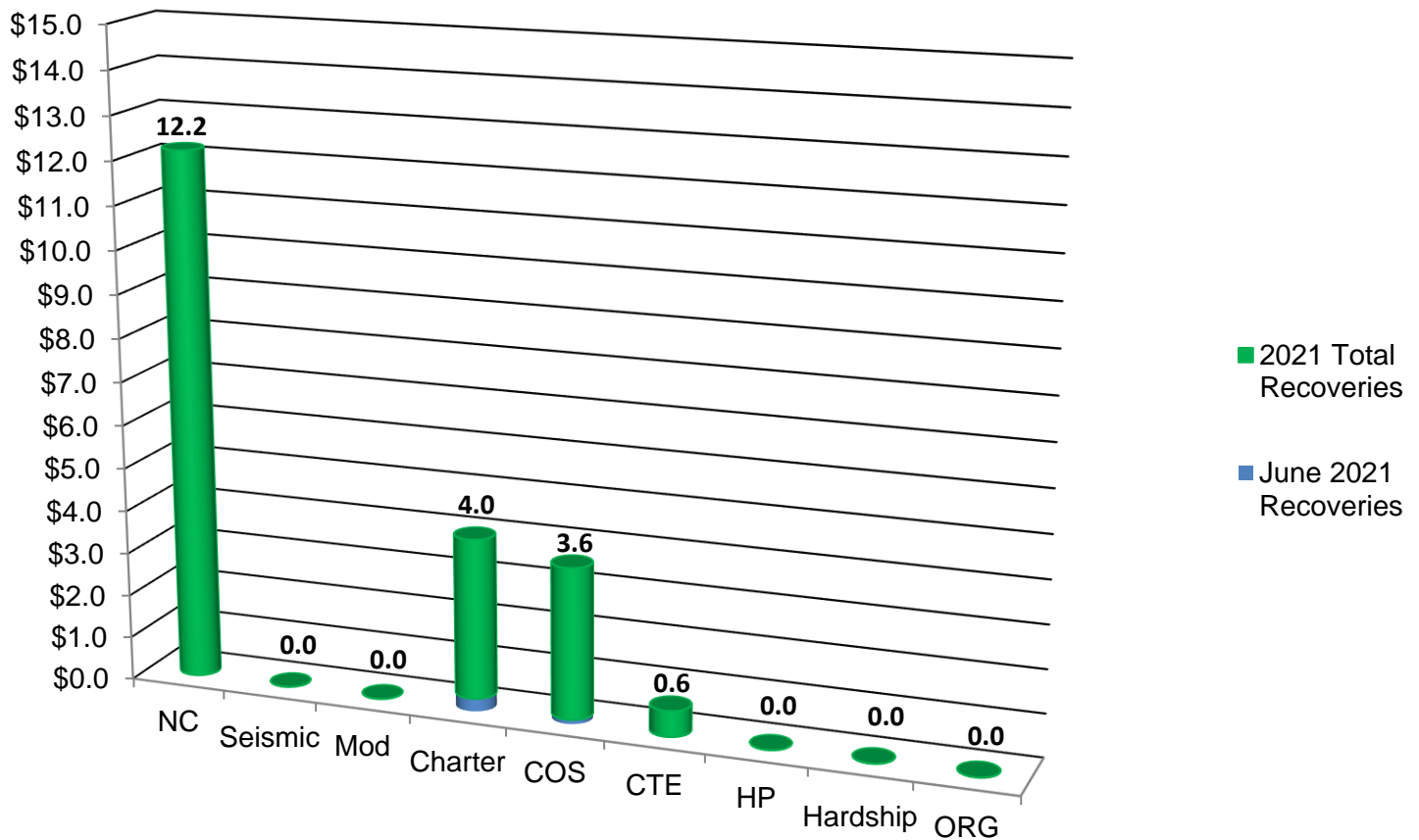
	2020 Totals**
NC	\$2,134,812
<i>Seismic</i>	\$0
Modernization	\$652,438
Charter	\$39,076,071
COS	\$318,265
CTE	\$4,512,998
HP	\$0
Hardship	\$100,159
ORG	\$289,917
<b>Total</b>	<b>\$47,084,660</b>

\*Includes bond proceeds returned (authority may not be available) to the program through reductions to cost incurred, close-outs, loan repayments, rescissions and special education local plan area transfers.

\*\* 2020 Totals does not reflect any reallocation of authority. For current availability of bond authority, see Status of Funds.

# Fund Recoveries\* – as of June 23, 2021 SAB

(Totals represented in millions of dollars)



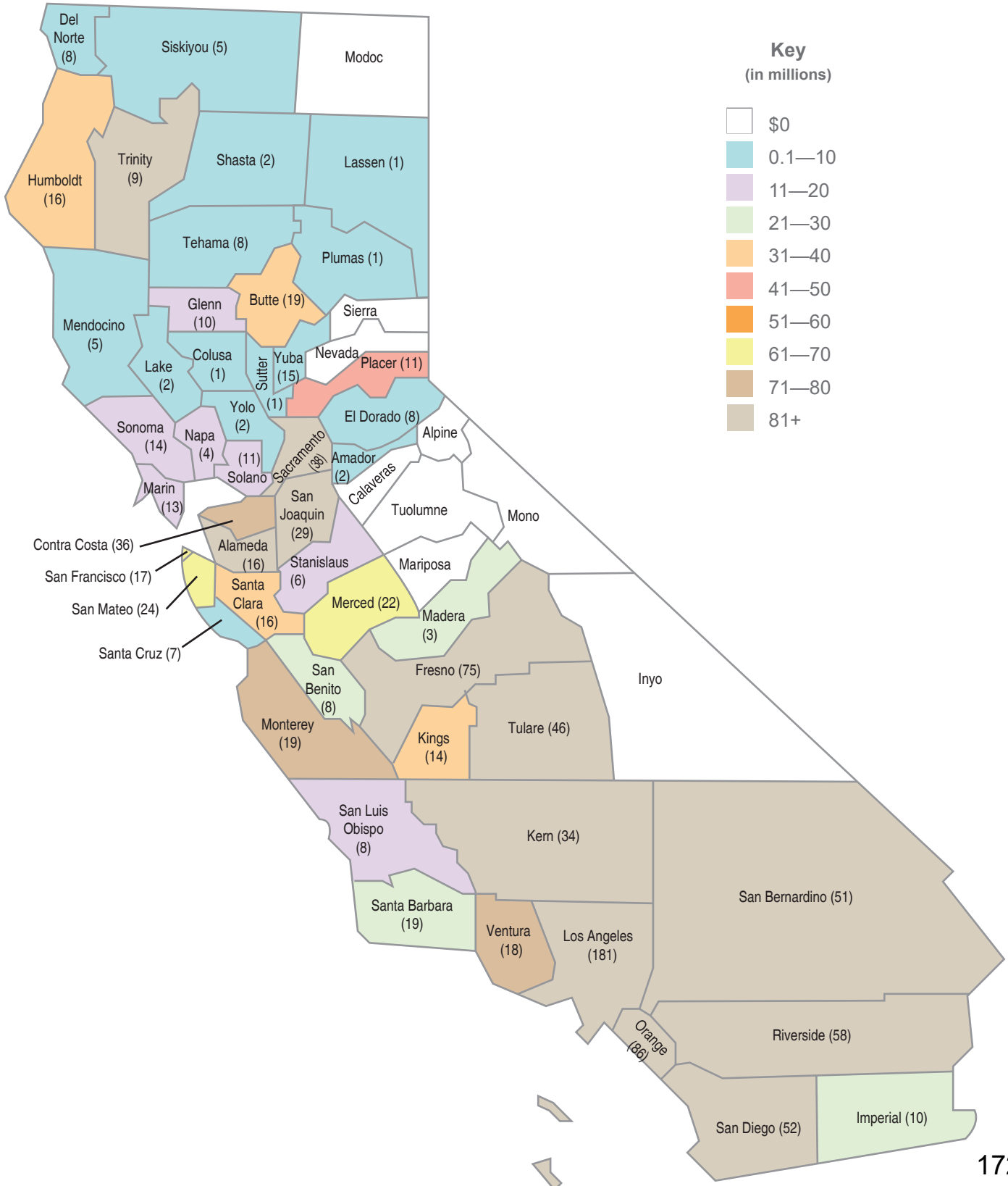
June 2021	1A	47	55	1D	51	June Totals	2021 Totals**
NC	\$0	\$0	\$0	\$0	\$0	\$0	\$12,224,875
Seismic	\$0	\$0	\$0	\$0	\$0	\$0	\$0
Modernization	\$0	\$0	\$0	\$0	\$0	\$0	\$0
Charter	\$0	\$0	\$0	\$343,586	\$0	\$343,586	\$3,951,857
COS	\$0	\$0	\$56,743	\$0	\$0	\$56,743	\$3,606,124
CTE	\$0	\$0	\$0	\$0	\$0	\$0	\$625,359
HP	\$0	\$0	\$0	\$0	\$0	\$0	\$0
Hardship	\$0	\$0	\$0	\$0	\$0	\$0	\$0
ORG	\$0	\$0	\$0	\$0	\$0	\$0	\$6,668
<b>Total</b>						<b>\$400,329</b>	<b>\$20,414,883</b>

\*Includes bond proceeds returned (authority may not be available) to the program through reductions to cost incurred, close-outs, loan repayments, rescissions, and special education local plan area transfers.

\*\* 2021 Totals does not reflect any reallocation of authority. For current availability of bond authority, see Status of Funds.

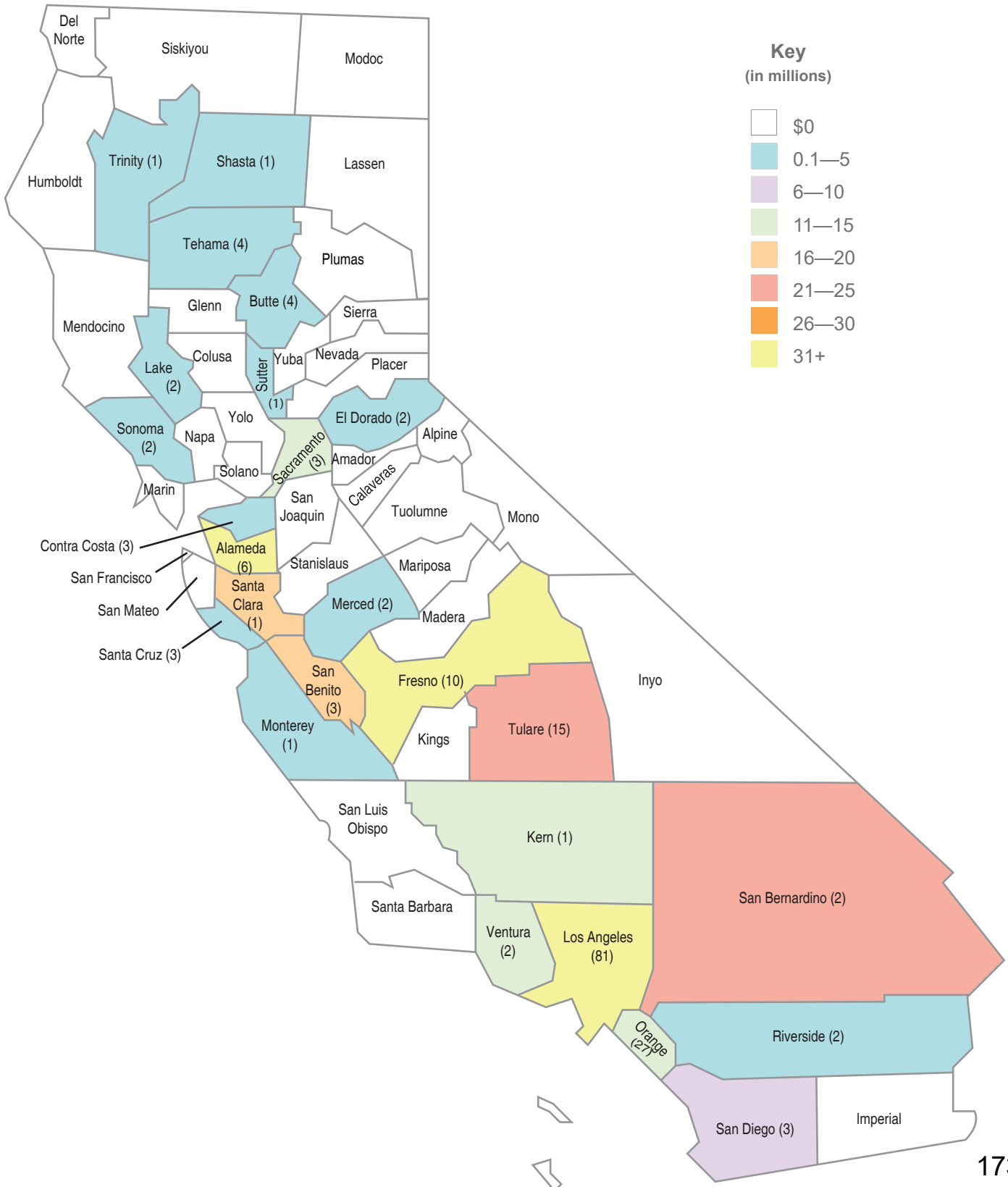
# School Facility Program Proposition 51 Apportionments by County

The graphic below displays the amount Apportioned (\$3,537.0 million) for 1,058 School Facility Program projects from 312 school districts as of July 31, 2021. The data includes only bond authority provided by Proposition 51 approved by voters in November 2016.



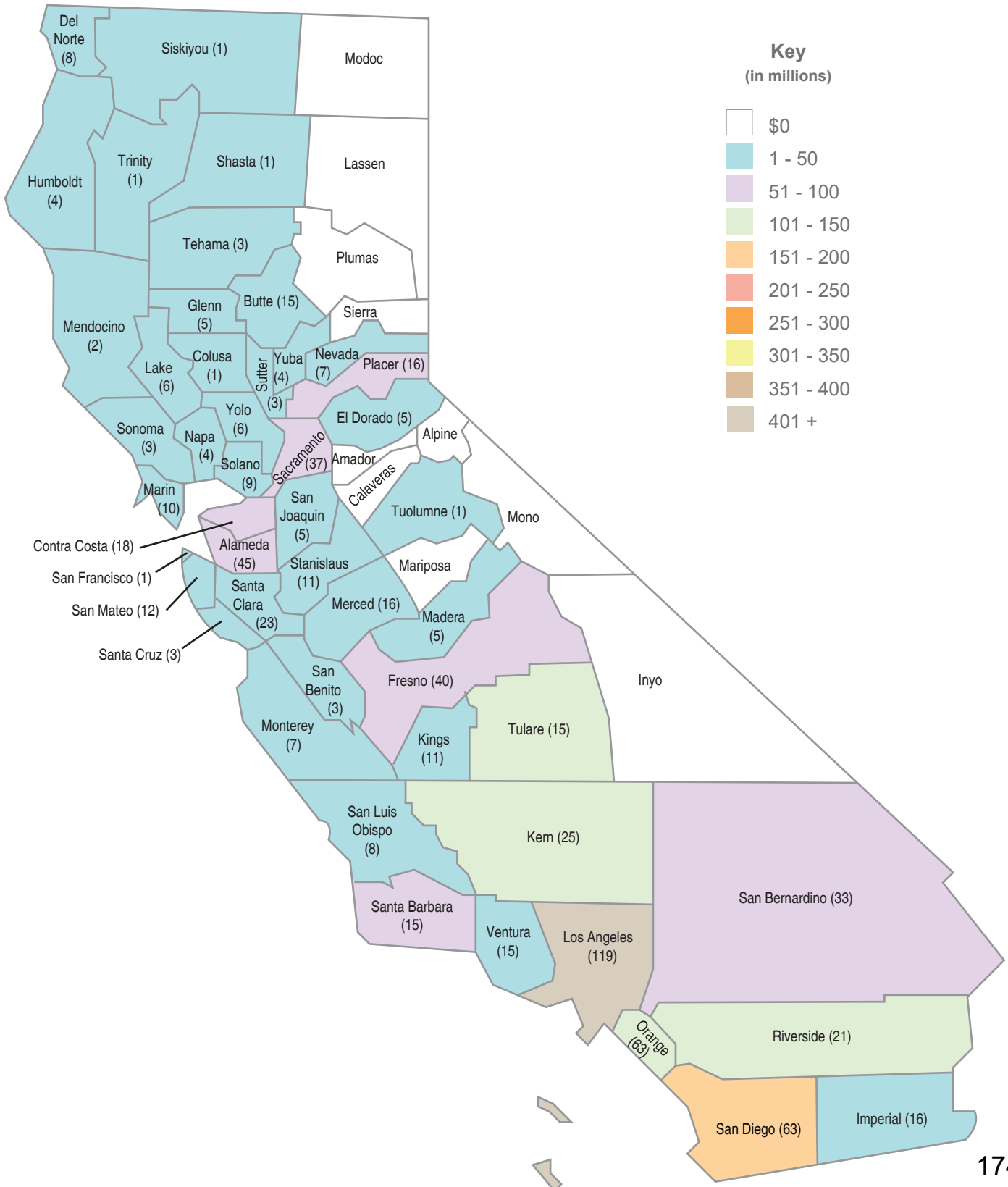
## School Facility Program Proposition 51 Unfunded Approvals by County

The graphic below displays the amount of Unfunded Approvals (\$723.0 million) for 258 School Facility Program projects from 96 school districts as of July 31, 2021. The data includes only bond authority provided by Proposition 51 approved by voters in November 2016.



## School Facility Program Proposition 51 Current Workload by County

The graphic below displays the Office of Public School Construction's Workload List for New Construction and Modernization (\$1,843.2 million) for 693 School Facility Program projects from 225 school districts as of July 31, 2021. The projects are anticipated to be allocated from bond authority provided by Proposition 51 approved by voters in November 2016.



# Proposition 51 Distribution

As of 7/31/2021

County	<u>Apportioned</u> Project Count	<u>Apportioned</u> Dollar Amount	<u>Unfunded</u> Project Count	<u>Unfunded</u> Dollar Amount	<u>Workload</u> Project Count	<u>Workload</u> Dollar Amount
Alameda	16	\$119,847,185.75	6	\$55,156,329.00	44	\$89,006,103.20
Alpine	0	\$0.00	0	\$0.00	0	\$0.00
Amador	2	\$5,892,241.00	0	\$0.00	0	\$0.00
Butte	19	\$34,490,077.20	4	\$2,121,362.00	8	\$11,608,225.40
Calaveras	0	\$0.00	0	\$0.00	0	\$0.00
Colusa	1	\$1,640,446.00	0	\$0.00	1	\$1,771,024.80
Contra Costa	36	\$76,121,072.78	3	\$4,971,328.67	18	\$54,323,704.20
Del Norte	8	\$2,365,836.60	0	\$0.00	9	\$4,527,901.38
El Dorado	8	\$8,104,941.00	2	\$5,862,794.00	4	\$9,628,809.40
Fresno	75	\$221,973,611.63	12	\$39,175,537.00	30	\$65,455,950.05
Glenn	10	\$15,379,628.00	1	\$3,103,246.00	4	\$4,228,234.00
Humboldt	16	\$33,482,135.00	0	\$0.00	4	\$1,562,312.25
Imperial	10	\$28,836,139.00	1	\$3,413,175.00	15	\$34,779,684.65
Inyo	0	\$0.00	0	\$0.00	0	\$0.00
Kern	34	\$139,138,435.93	6	\$28,103,633.33	21	\$99,487,125.45
Kings	14	\$31,965,210.00	0	\$0.00	11	\$17,859,410.60
Lake	2	\$1,372,524.00	2	\$4,420,392.00	6	\$6,729,842.20
Lassen	1	\$38,056.00	0	\$0.00	0	\$0.00
Los Angeles	181	\$531,013,637.06	81	\$172,604,190.00	119	\$354,796,434.60
Madera	3	\$25,200,315.00	1	\$38,346,670.50	4	\$5,510,124.70
Marin	13	\$18,768,897.00	1	\$1,335,145.00	9	\$15,390,622.20
Mariposa	0	\$0.00	0	\$0.00	0	\$0.00
Mendocino	5	\$4,236,337.00	0	\$0.00	2	\$2,557,723.20
Merced	22	\$66,380,570.00	8	\$14,548,774.00	12	\$25,646,546.00
Modoc	0	\$0.00	0	\$0.00	0	\$0.00
Mono	0	\$0.00	0	\$0.00	0	\$0.00
Monterey	19	\$73,422,840.72	1	\$91,089.45	7	\$10,692,674.80
Napa	4	\$20,906,843.78	0	\$0.00	4	\$5,161,108.00
Nevada	0	\$0.00	0	\$0.00	7	\$6,996,559.95
Orange	86	\$522,966,220.75	27	\$77,940,946.00	63	\$148,287,109.44
Placer	11	\$45,878,625.00	3	\$32,113,797.00	16	\$74,007,535.99
Plumas	1	\$526,164.00	1	\$2,125,659.00	0	\$0.00
Riverside	58	\$232,923,097.02	12	\$59,397,020.00	21	\$109,227,922.60
Sacramento	38	\$138,214,958.96	16	\$28,657,844.00	33	\$80,810,929.80
San Benito	8	\$25,539,053.57	1	\$5,213,674.00	3	\$6,770,368.80
San Bernardino	51	\$170,812,256.66	8	\$22,958,396.45	28	\$70,398,035.60
San Diego	52	\$274,272,421.88	6	\$15,009,105.00	63	\$157,190,526.10
San Francisco	17	\$69,368,232.11	0	\$0.00	1	\$1,522,603.20
San Joaquin	29	\$99,846,765.58	1	\$1,867,320.00	5	\$22,569,215.80
San Luis Obispo	8	\$18,172,481.32	0	\$0.00	8	\$15,299,349.00
San Mateo	24	\$63,817,664.00	4	\$4,153,433.00	8	\$29,754,245.20
Santa Barbara	19	\$29,129,452.50	6	\$28,624,327.28	12	\$24,481,216.56
Santa Clara	16	\$39,144,360.41	4	\$5,493,198.00	20	\$30,496,424.40
Santa Cruz	7	\$10,399,137.00	3	\$943,655.00	3	\$5,568,145.80
Shasta	2	\$3,016,150.00	4	\$3,374,279.00	0	\$0.00
Sierra	0	\$0.00	0	\$0.00	0	\$0.00
Siskiyou	5	\$4,584,906.00	0	\$0.00	1	\$979,258.00
Solano	7	\$11,008,776.00	7	\$13,740,765.00	9	\$23,557,664.83

# Proposition 51 Distribution

As of 7/31/2021

County	<u>Apportioned</u> Project Count	<u>Apportioned</u> Dollar Amount	<u>Unfunded</u> Project Count	<u>Unfunded</u> Dollar Amount	<u>Workload</u> Project Count	<u>Workload</u> Dollar Amount
<b>Sonoma</b>	14	\$15,549,416.00	2	\$3,316,781.00	3	\$8,409,936.00
<b>Stanislaus</b>	6	\$12,922,970.00	2	\$2,826,878.00	10	\$13,299,979.62
<b>Sutter</b>	1	\$2,527,280.00	1	\$209,991.00	3	\$3,925,874.80
<b>Tehama</b>	8	\$6,965,218.29	2	\$265,523.00	3	\$18,071,104.20
<b>Trinity</b>	9	\$82,121,777.79	1	\$2,319,401.00	1	\$2,150,716.82
<b>Tulare</b>	47	\$119,896,869.40	15	\$23,541,076.67	15	\$131,483,298.55
<b>Tuolumne</b>	0	\$0.00	0	\$0.00	1	\$1,990,027.20
<b>Ventura</b>	18	\$73,135,192.00	2	\$13,421,232.00	15	\$21,795,754.20
<b>Yolo</b>	2	\$1,820,253.00	1	\$2,191,429.00	5	\$9,017,955.20
<b>Yuba</b>	15	\$1,861,917.00	0	\$0.00	4	\$4,374,651.20
<b>Total</b>	<b>1,058</b>	<b>\$3,536,998,596.69</b>	<b>258</b>	<b>\$722,959,396.35</b>	<b>693</b>	<b>\$1,843,159,969.94</b>

# School Facility Program Bond Authority from Proposition 51

(in millions of dollars, as of July 31, 2021)

## New Construction

### Legend

Small School Districts – ADA < 2,500 pupils

Medium School Districts – ADA > 2,500 pupils < 10,000 pupils

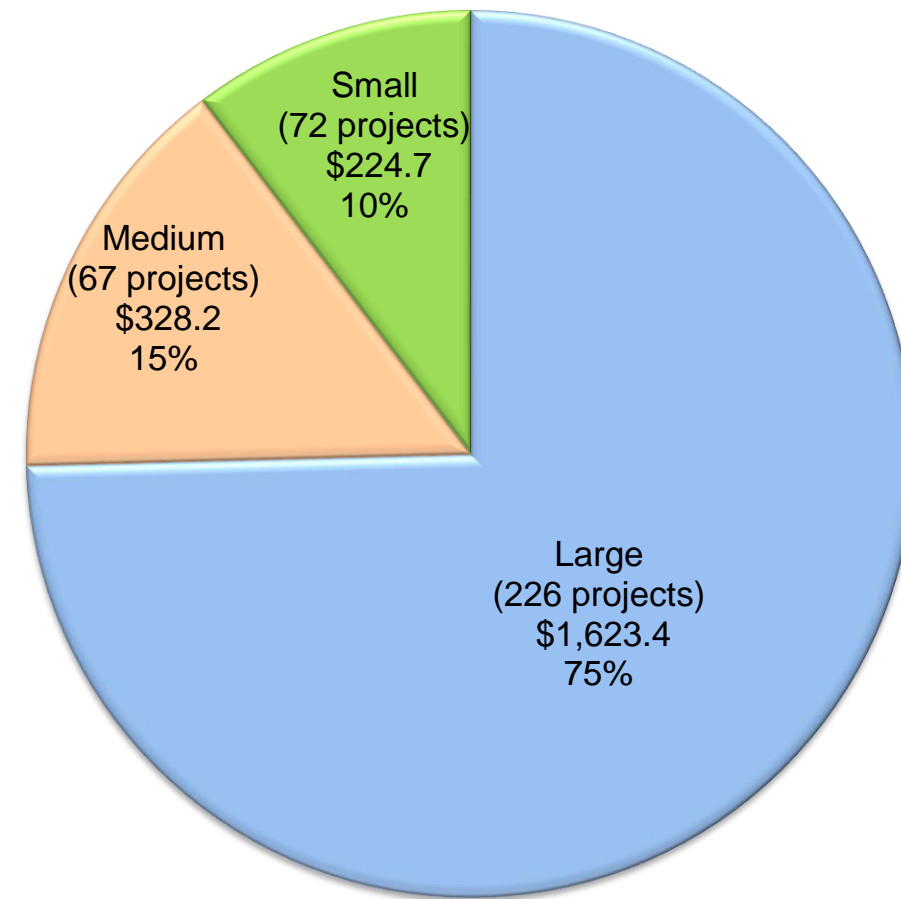
Large School Districts – ADA > 10,000 pupils

District Size (based on 2020/21 Enrollment)

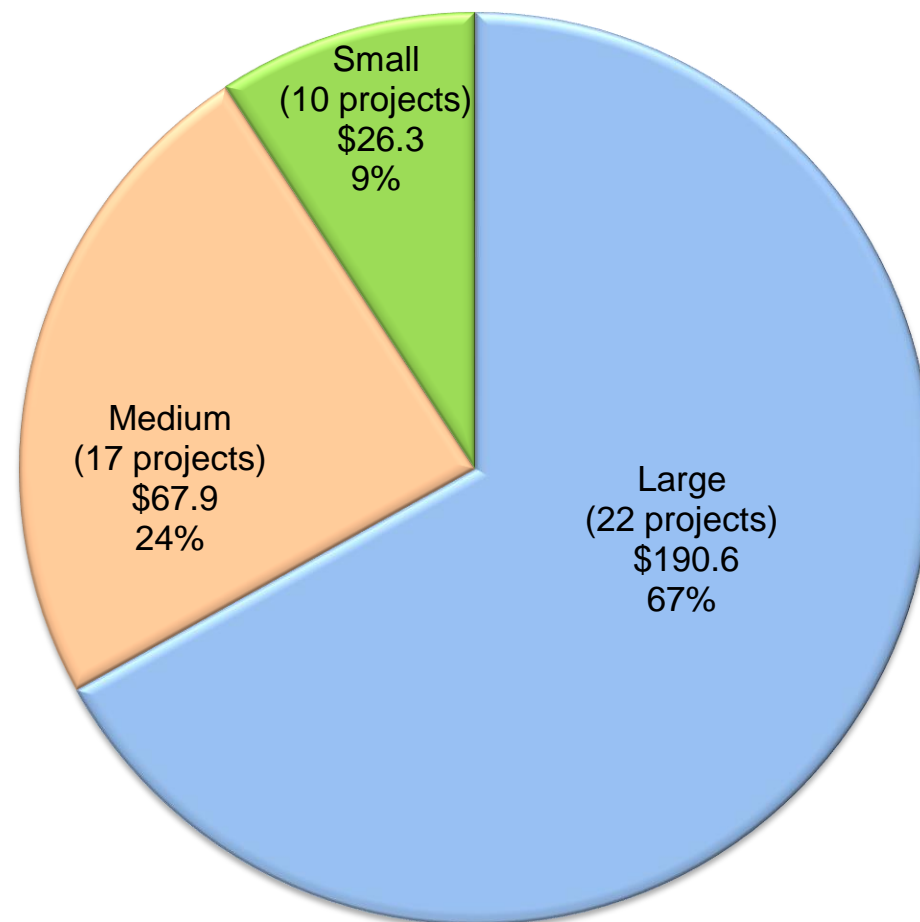
(# of projects)

(in millions)

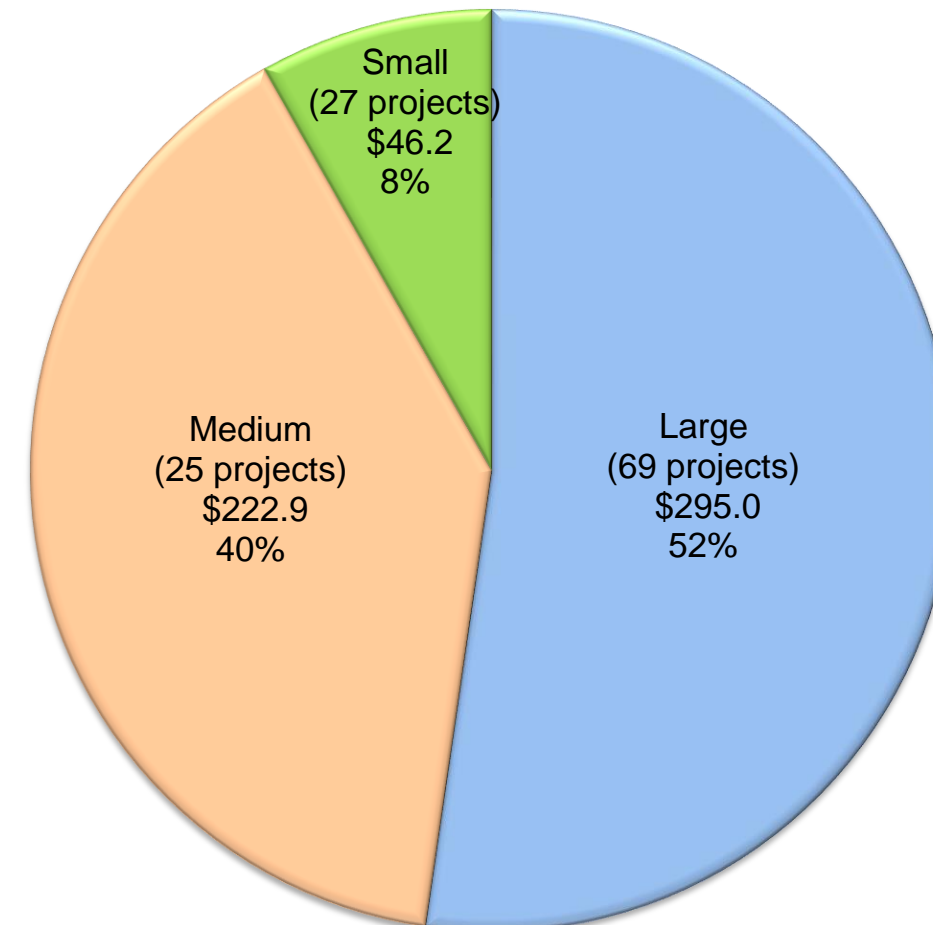
### APPORTIONED



### UNFUNDED



### CURRENT WORKLOAD





# School Facility Program Bond Authority from Proposition 51

(in millions of dollars, as of July 31, 2021)

## Modernization

### Legend

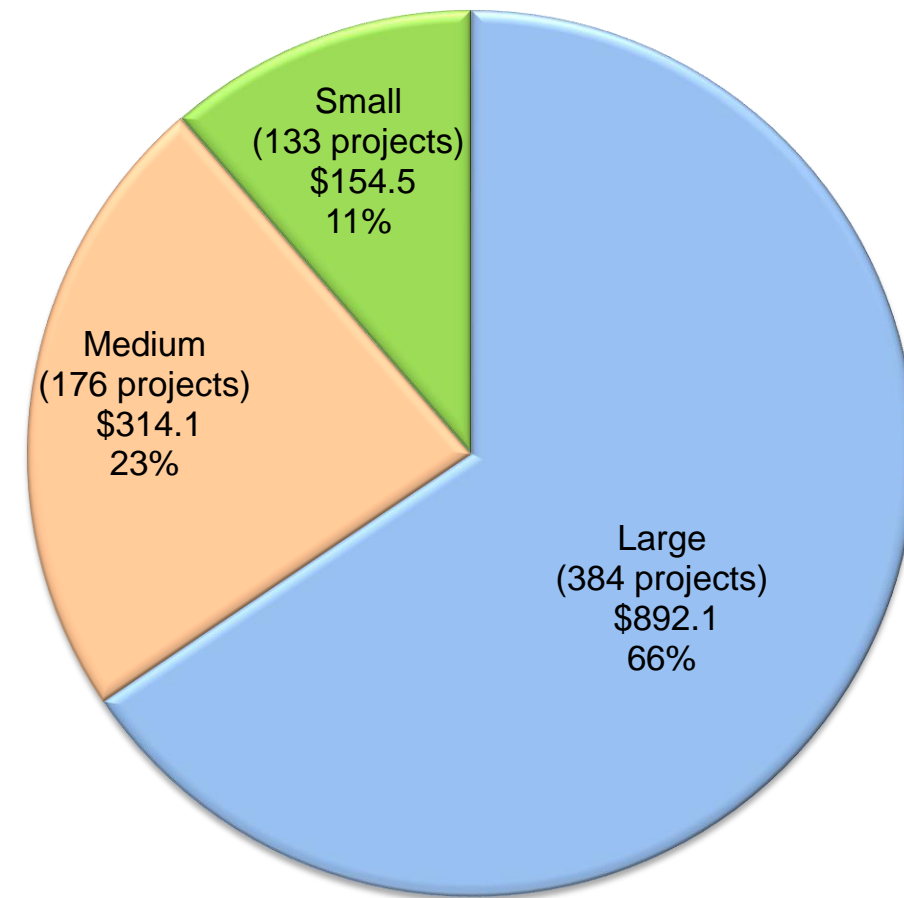
Small School Districts – ADA < 2,500 pupils

Medium School Districts – ADA > 2,500 pupils < 10,000 pupils

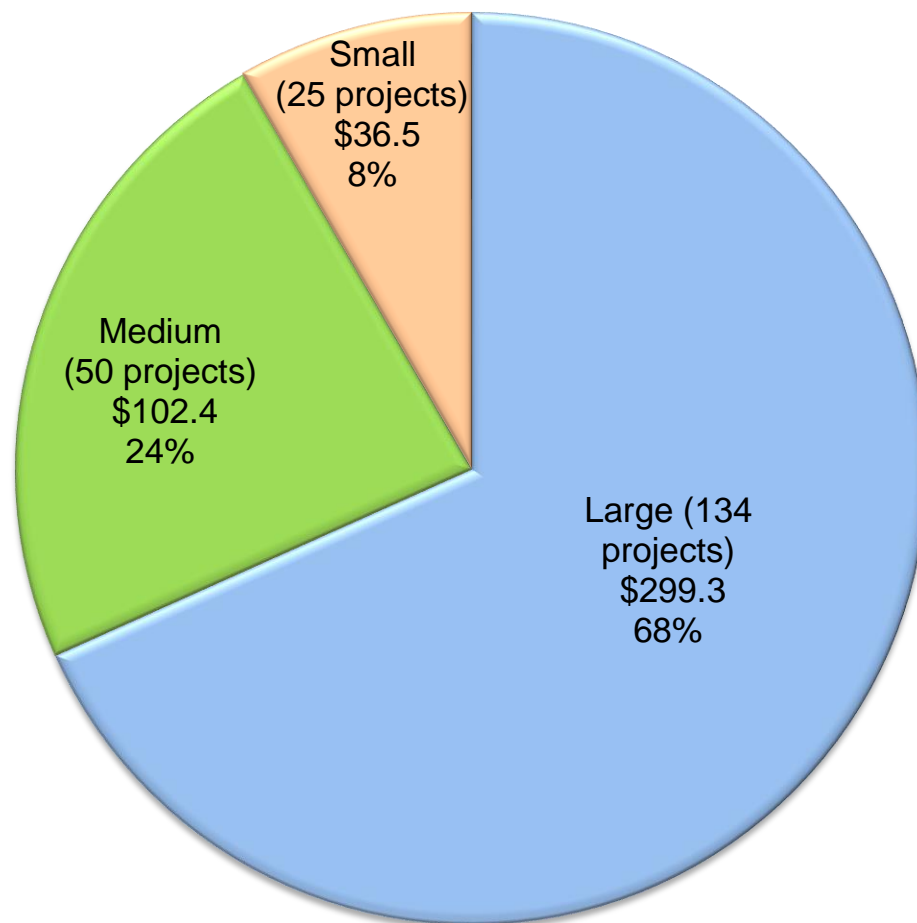
Large School Districts – ADA > 10,000 pupils

District Size (based on 2020/21 Enrollment)  
 (# of projects)  
 (in millions)

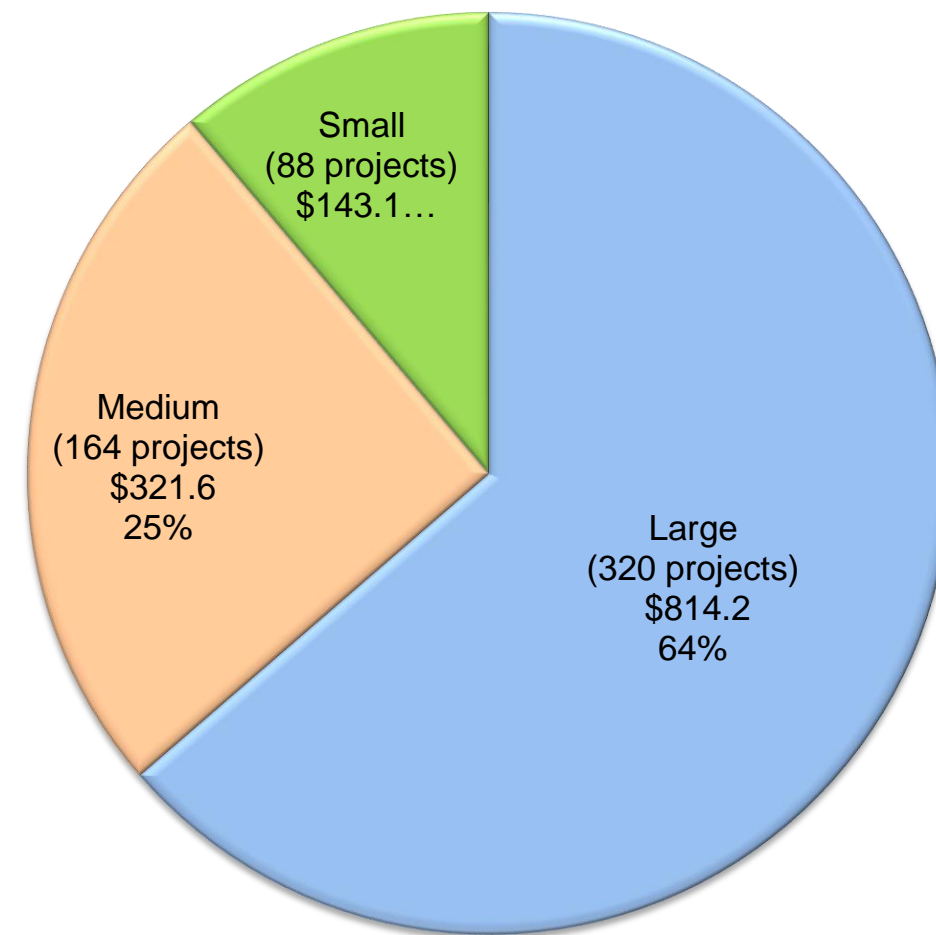
### APPORTIONED



### UNFUNDED



### CURRENT WORKLOAD



## Unique School Districts (USD) Receiving Proposition 51 Funds (As of July 31, 2021)

### New Construction

2020/21 Enrollment	School Districts Statewide		
	#	%	Enrollment
<b>Small – ADA &lt; 2,500 pupils</b>	593	58%	419,126
<b>Medium – ADA &gt; 2,500 pupils &lt; 10,000 pupils</b>	271	26%	1,427,852
<b>Large – ADA &gt; 10,000 pupils</b>	165	16%	4,155,545
	1,029	100%	6,002,523

Apportioned					
# of USD	Enrollment	\$ Amount	By Size*	Size vs. All**	Students**
42	33,384	\$ 224,702,573	25.1%	4.1%	0.6%
50	261,626	\$ 328,226,743	29.9%	4.9%	4.4%
75	2,289,871	\$ 1,623,372,510	44.9%	7.3%	38.1%
167	2,584,881	\$ 2,176,301,826	100.0%	16.2%	43.1%

Unfunded					
# of USD	Enrollment	\$ Amount	By Size*	Size vs. All**	Students**
7	7,345	\$ 26,259,275	20.6%	0.7%	0.1%
12	66,843	\$ 67,876,221	35.3%	1.2%	1.1%
15	404,695	\$ 190,574,497	44.1%	1.5%	6.7%
34	478,883	\$ 284,709,993	100.0%	3.3%	8.0%

Workload					
# of USD	Enrollment	\$ Amount	By Size*	Size vs. All**	Students**
18	22,629	\$ 46,210,026	27.3%	1.7%	0.4%
20	102,404	\$ 222,914,038	30.3%	1.9%	1.7%
28	1,160,649	\$ 295,045,325	42.4%	2.7%	19.3%
66	1,285,682	\$ 564,169,389	100.0%	6.4%	21.4%

### Modernization

2020/21 Enrollment	School Districts Statewide		
	#	%	Enrollment
<b>Small – ADA &lt; 2,500 pupils</b>	593	58%	419,126
<b>Medium – ADA &gt; 2,500 pupils &lt; 10,000 pupils</b>	271	26%	1,427,852
<b>Large – ADA &gt; 10,000 pupils</b>	165	16%	4,155,545
	1,029	100%	6,002,523

Apportioned					
# of USD	Enrollment	\$ Amount	By Size*	Size vs. All**	Students**
85	76,418	\$ 154,475,645	34.8%	8.3%	1.3%
76	402,781	\$ 314,145,223	31.1%	7.4%	6.7%
83	2,667,144	\$ 892,075,903	34.0%	8.1%	44.4%
244	3,146,343	\$ 1,360,696,771	100.0%	23.7%	52.4%

Unfunded					
# of USD	Enrollment	\$ Amount	By Size*	Size vs. All**	Students**
21	20,032	\$ 36,517,637	28.8%	2.0%	0.3%
24	124,198	\$ 102,423,283	32.9%	2.3%	2.1%
28	1,358,250	\$ 299,308,483	38.4%	2.7%	22.6%
73	1,502,480	\$ 438,249,403	100.0%	7.1%	25.0%

Workload					
# of USD	Enrollment	\$ Amount	By Size*	Size vs. All**	Students**
60	62,060	\$ 143,096,020	30.9%	5.8%	1.0%
63	348,122	\$ 321,649,383	32.5%	6.1%	5.8%
71	2,513,623	\$ 814,245,178	36.6%	6.9%	41.9%
194	2,923,805	\$ 1,278,990,581	100.0%	18.9%	48.7%

\*Percentage of funding to small, medium or large school districts

\*\* Percentage of funding to small, medium, and large school district vs. all school districts statewide

\*\*\*Percentage of students statewide

THE PARADISE UNIFIED SCHOOL DISTRICT  
APPEAL ITEM  
PROJECT #50/61531-00-000 & 57/61531-00-000  
HAS BEEN WITHDRAWN

REPORT OF THE EXECUTIVE OFFICER  
State Allocation Board Meeting, August 25, 2021

COVID-19 AND POTENTIAL IMPACTS ON NEW CONSTRUCTION ELIGIBILITY

PURPOSE OF REPORT

To present the State Allocation Board (Board) with updates on potential impacts of COVID-19 on enrollment and new construction eligibility updates for the 2020/2021 enrollment year.

DESCRIPTION

To help ensure that bond funds were being used for the most current classroom capacity needs within school districts, the Board approved regulations in June of 2017 that provide funding for unhoused pupils at the time of application processing. In accordance with the Board's action, school districts are required to submit an *Enrollment Certification/Projection* (Form SAB 50-01) to update their eligibility within 90 days of receiving notification from OPSC that an application will be processed.

On March 4, 2020, the Governor proclaimed that a State of Emergency exists in California as a result of the threat of COVID-19 that added many challenges for school districts. Many school districts finished the 2019/2020 school year through distance learning. As the pandemic continued into the 2020/2021 school year, many school districts continued with distance learning and/or a hybrid approach.

Some school districts have indicated that COVID-19 has resulted in a decline in enrollment during the 2020/2021 school year which has resulted in a decline in eligibility for School Facility Program (SFP) new construction funding. Staff is seeking Board direction on how to address these concerns.

AUTHORITY

See Attachment A.

BACKGROUND

*General Impact of COVID-19 on School Districts*

On March 4, 2020, the Governor proclaimed that a State of Emergency exists in California as a result of the threat of COVID-19 that added many challenges for school districts. COVID-19 added many challenges for school districts. A majority of school districts completed the 2019/2020 school year through distance learning. For the 2020/2021 school year, many school districts continued with a distance learning and/or hybrid approach. Some school districts have reported that they had lost enrollment due to factors such as lower rates of enrollment for kindergarten due to it being optional, inter-district migration to or from the school district boundaries and transfers to alternative school options such as home-schooling, charter schools, and private schools.

In recognition of the loss of enrollment, Senate Bill 820 was enacted in September 2020, which amended Education Code 43502(b)(1) to state that average daily attendance for local educational agencies for the 2020/2021 school year will be calculated off of the average daily attendance reported for the 2019/2020 school year.

## BACKGROUND (cont.)

While most of school districts appear to intend to implement full in-person instruction for the 2021/2022 school year, it remains too early to determine what future enrollment will be.

### *Demonstration of Current Need for New Construction Projects*

The requirement for school districts to update new construction eligibility for the enrollment year in which the application is being processed stems back to the Board's actions following the passage of Proposition 51. In November 2016 voters approved Proposition 51, which in part provided \$3 billion for new construction projects.

Upon passage of Proposition 51, the Board endeavored to ensure that new bond funds were provided only for new construction projects with current unhoused pupil needs at the time the applications were processed. At the June 5, 2017 meeting, the Board took action to move all projects from the Applications Received Beyond Bond Authority (ARBBA) List to OPSC's active workload list while also requiring districts to update new construction eligibility for the enrollment year in which OPSC processes the application to demonstrate a current need for additional classrooms. At the same meeting, the Board stated that it would consider appeals relating to eligibility on a case-by-case basis.

### *Demonstration of Current Need – Impacts of 2020/2021 Enrollment*

In accordance with the Board's action, districts are required to submit an *Enrollment Certification/Projection* (Form SAB 50-01) to update their eligibility within 90 days of receiving notification from OPSC that an application will be processed. Applications processed from November 1, 2020 through October 31, 2021 are required to use enrollment data through the 2020/2021 enrollment year. As staff was preparing to send out the notifications to school districts for applications being processed in the 2020/2021 enrollment year, concern was expressed by some school districts that COVID-19 could negatively impact their enrollment projections. As such, staff encouraged school districts to submit updated information for new construction eligibility early in order for staff to determine potential impacts on 2020/2021 enrollment due to COVID-19.

As funding applications being processed were starting to use 2020/2021 enrollment, school districts took a variety of actions to attempt to secure sufficient eligibility to fund their applications. They took actions such as using various alternate projection methods and augmentations, reducing their original pupil grant request, adopting a Use of Grant request to utilize available pupil grants in alternative grade levels, and opting to temporarily pause the processing of their applications in order to see the outcome of this item.

## STAFF ANALYSIS/STATEMENTS

Because the causes of school districts' enrollment trends are often nuanced and multi-faceted, it is difficult to determine the degree of impact COVID-19 alone had on enrollment trends. However, based on review of the data, Staff thinks it is reasonable to conclude that some school districts have been impacted by the global pandemic and that this warrants Board discussion and action.

STAFF ANALYSIS/STATEMENTS (cont.)

*Enrollment Projections & Cohort Method*

The Education Code governing the SFP and SFP Regulations have existing mechanisms by which school districts can maximize eligibility to justify funding requests, thereby providing the ability to account for unusual enrollment trends that may impact enrollment projections.

In the simplest method to determine new construction eligibility, a school district must demonstrate that existing seating capacity within the school district is insufficient to house the anticipated future enrollment generated by the enrollment projection on the Form SAB 50-01 using the Cohort Survival Enrollment Projection (Cohort) method. Through this requirement, school districts are afforded an opportunity to demonstrate a projected district-wide unhoused pupil need for additional classroom capacity, and the requirement also allows school districts to construct classrooms in anticipation of the future enrollment need.

The Cohort is the mathematical means used to determine a district's enrollment projection. It estimates what a district's enrollment will be in five or 10 years by observing the trend of enrollment (increasing or decreasing) between grade levels, projecting that the same trend will continue for five or 10 years and allows school districts to plan future construction activities accordingly. If a school district is experiencing a declining enrollment trend, any enrollment projections submitted during the period of decline would likely result in a downward projection of the school district's future eligibility. Conversely, if district-wide enrollment is trending upwards, it is likely that a district's eligibility would also increase to account for the projected number of additional pupils.

New Construction Eligibility is determined by calculating the average rate of change for each grade level, based on weighting mechanisms. In the standard calculation, the most recent year is weighted the heaviest.

Therefore, the prior year's kindergarten enrollment has the largest impact on the enrollment projection and depending how much it has increased or decreased from the prior year could determine if the school district's enrollment projection results in a positive or negative outcome. Please note that the kindergarten enrollment reported on the Form SAB 50-01 should include transitional-kindergarten (TK) enrollment.

The standard Cohort method assumes that the historical trends in the school district's enrollment will continue in the future. As a result, the standard Cohort method is more accurate for districts with steady enrollment trends and less accurate for school districts experiencing sudden, unusual growth or declines.

SFP Regulations provide various methods to supplement the Cohort method that allow school districts to pick a projection method(s) that best represents their enrollment trends. SFP Regulations also provide alternative reporting options for small school districts to account for disadvantages these districts may face due to their size because small fluctuations can cause a dramatic change in a school district's projected eligibility. Additionally, SFP Regulations allow school districts to utilize a Use of Grants request, which enables districts to divert pupil grants from one grade level for the purposes of constructing classrooms at a different grade level.

STAFF ANALYSIS/STATEMENTS (cont.)

<b>Five-Year Projection Methods</b>	<b>Description</b>
Typical	Uses a weighted mechanism of 1-2-3, where the greatest weight is given to the most current year.
Modified Weighting	Compares three weighting types (1-2-3, 3-2-1, and 1-1-1) and determine the type that best represents the trends of a district's enrollment. <ul style="list-style-type: none"> <li>• 3-2-1 is better for districts that have experienced recent trends contrary to the long-term trends of the district.</li> <li>• 1-1-1 is better districts that have fluctuations in enrollment from year to year and do not grow or decline predictably.</li> </ul>
Alternative Weighting	Uses an alternate weighting mechanism consisting of any three positive whole numbers (i.e., 3-4-8 or 3-2-8) that is shown to best represent the trends of a district's enrollment.

<b>Five-Year Projection Augmentations</b>	<b>Description</b>
Birth Rate Data	Compares historical birth numbers to past kindergarten enrollment to determine how many children born will attend that district. Best for circumstances where kindergarten enrollment fluctuates or makes an uncharacteristic drop.
Dwelling Units	Determined by the number of unhoused pupils that are anticipated because of dwelling units proposed to be built in a district. Best for a district experiencing unusual residential growth so it can factor in these additional students into the enrollment projection.
District Student Yield Factor	Reflects the number of students each dwelling unit will generate for purposes of an enrollment augmentation. Best for a district experiencing unusual residential growth so it can factor in these additional students into the enrollment projection.

<b>Ten-Year Projection Method</b>	<b>Description</b>
Typical	Uses a weighted mechanism of 1-2-3-4-5-6-7, where the greatest weight is given to the most current change in enrollment.

<b>Small School Districts</b>	<b>Description</b>
Districts with less than 2,501 pupils enrolled	May wait for three years between CBEDS updates if they are in a declining trend.
Districts with less than 300 pupils enrolled	May report the previous five year average for any grade level for any year when the enrollment for that grade level has decreased by more than 50 percent from the previous year.

STAFF ANALYSIS/STATEMENTS (cont.)

*Complexity of Determining Causes of Declining Enrollment*

One challenge in accounting for the decline in enrollment in 2020/2021 when processing new construction eligibility updates is that it is difficult to determine the extent to which COVID-19 alone negatively impacted a school district's enrollment versus other factors. The factors behind a school district's enrollment trend are often nuanced and multi-faceted.

Two significant factors likely contributing to the overall enrollment decrease in 2020/2021 are the general population loss in the state as well as the consistently declining birth rate. Refer to Attachment B for data regarding statewide population trends. In addition to these statewide population declines, factors such as inter-district migration to or from the school district boundaries and transfers to non-public school options such as home-schooling and private schools may also have played roles in declining enrollment of a school district. While many areas have experienced population decline, other areas saw population growth. The presence of all these factors means that it is difficult to parse out the degree of impact that COVID-19 alone has had on enrollment; however, it does appear that COVID-19 is having an impact on 2020/2021 enrollment and, thus, SFP new construction eligibility.

*Impact of COVID-19 on School Facility Program New Construction Eligibility*

As of August 5, 2021, 52 school districts have had their Form SAB 50-01 processed by OPSC in order to update to the 2020/2021 enrollment year. OPSC is aware of an additional 6 school districts that will use 2020/2021 enrollment for future processing; as such, these 6 districts are not included in the data below. Despite the options available to school districts to maximize their eligibility (as described earlier in the item), 26 of the 52 total school districts (representing 47 of the total 92 applications) have encountered reductions in their new construction eligibility projections resulting in insufficient eligibility to support their funding applications.

	<b>Total # of Processed 2020/2021 Update</b>	<b>Have Sufficient Eligibility with 2020/2021 Update</b>	<b>Have Insufficient Eligibility with 2020/2021 Update</b>
<b># of Districts</b>	52	30*	26*
<b># of Applications</b>	92	45	47

*\*These numbers include four school districts that have several applications, some of which are not impacted by the 2020/2021 update and others that are impacted.*

Of these 47 impacted applications, 22 applications were able to move forward, with 6 applications needing to reduce their original pupil grant request and the remaining 16 needing to adopt a Use of Grant request to utilize available pupil grants in alternative grade levels. The other 25 applications of the 47 were not able to move forward as a result of the 2020/2021 update, with 2 applications being returned and 23 applications intending to appeal the results of this update and/or wait to see the outcome of this item.

<b>Applications Able to Move Forward</b>		<b>Applications Not Able to Move Forward</b>	
via reducing Pupil Grant Request	via Use of Grants Request	Returned to District	Awaiting Outcome of this Item
6 applications	16 applications	2 applications	23 applications



STAFF ANALYSIS/STATEMENTS (cont.)

*Uncertain Future for Enrollment*

It is unknown how enrollment trends will be in the upcoming enrollment years. It is difficult for school districts and staff to determine what enrollment will look like as school districts transition back to in-person instruction. It is unknown if trends seen in the 2020/2021 year, such as increased enrollment in private schools and homeschool programs, will continue in upcoming years. Because of this uncertainty about the future, there is no assurance that enrollment in the 2021/2022 enrollment year and beyond would necessarily bounce back to pre-COVID-19 amounts.

If enrollment does rebound, the SFP Regulations allow for alternative weighting options that could put less emphasis on the 2020/2021 enrollment year and more emphasis on the 2021/2022 and years preceding 2020/2021 as they form the projected enrollment for future years. An enrollment rebound wherein school districts went from having significant declines in 2020/21 enrollment and then significant increases in 2021/22 enrollment may result in high eligibility yield for future enrollment updates. An exploration of the potential impacts of such an enrollment rebound is discussed later in this item and in Attachment C.

*Proposed Solution to Address 2020/2021 Enrollment Declines*

Due to the unique circumstances created by the global pandemic, staff believes it is prudent to raise the issue of how to address the potential impacts of COVID-19 on 2020/2021 enrollment when processing current new construction eligibility applications while also adhering to the Board's previous decision to require districts to demonstrate a current need.

Staff is providing the following recommendation:

**Allow Districts that are currently required to use 2020/21 enrollment information the option of using 2019/20 enrollment information**

If approved, the Board would issue a one-time exemption from the requirement to update new construction eligibility during the year in which a funding application is processed. The Board would waive this requirement for all school districts with funding applications being processed in the 2020/2021 enrollment year. Instead, school districts would be allowed to choose to either use 2019/2020 enrollment, the most recent enrollment year prior to the pandemic, or to update to the 2020/2021 enrollment year.

This is based on the fact that for many districts 2020/2021 was a highly unusual, anomalous enrollment year due in part to the COVID-19 pandemic. Therefore, continuing to use 2019/2020 enrollment levels may prove to be a more accurate representation of school districts' enrollment needs when school districts may largely return to the instruction style used prior to COVID-19.

When considering 2020/2021 updates, Staff tried and considered many methods and alternatives in order to account for potential impacts of COVID-19 on enrollment. The option that appears to best address the situation within existing regulatory requirements and process is to provide school districts the option of using an update based off of 2019/2020 enrollment rather than off of 2020/2021 enrollment.

STAFF ANALYSIS/STATEMENTS (cont.)

Staff does recognize that this solution may not solve the new construction eligibility issues for all school districts, namely districts wherein there are many factors other than COVID-19 that are contributing to a declining enrollment trend. However, it does appear to be an option for minimizing the impacts related to COVID-19. Further, it is similar to actions taken to address calculations used for determining Local Control Funding Formula allocations for the 2020/2021 school year.

To illustrate the potential impact of implementing this recommendation, calculations for those districts and applications for which OPSC had sufficient information were run to determine how many districts and applications that did not have eligibility with 2020/2021 enrollment would benefit from using 2019/2020 enrollment.

<b>Total</b>	<b>2019/2020 update would completely support original funding request</b>	<b>2019/2020 update would partially support original funding request</b>	<b>2019/2020 update would not support the funding original request</b>
47 applications	19 applications	16 applications	12 applications

Staff also created two specific examples using actual enrollment to show the outcome for two types of districts: a district wherein 2020/2021 appears to be an atypical dip in enrollment and a district wherein 2020/2021 appears to be part of a longer trend of decline caused by various factors other than just the COVID-19 pandemic. In these examples, staff explored the difference between the eligibility generated with the 2020/2021 update and the 2019/2020 update. Additionally, these examples also involved generating estimated projections for the 2021/2022 enrollment year wherein the enrollment amounts from the 2019/2020 year were listed for the 2021/2022 year with the assumption that this upcoming year would return to pre-COVID-19 levels. Please refer to Attachment C for this information.

*Summary*

Staff believes that COVID-19 has impacted school districts' enrollment and that 2020/2021 enrollment is not producing an accurate representation of new construction need for all school districts.

While using 2019/2020 enrollment will not solve every eligibility related issue, it appears to partially or fully address the issue for most school districts and is consistent with similar actions taken by the Legislature related to Local Control Funding Formula allocations. Due to the unique circumstances presented by COVID-19, Staff recommends that the Board allow school districts that are currently required to use 2020/21 enrollment information the option of using 2019/20 enrollment information

RECOMMENDATION

Allow Districts that are currently required to use 2020/21 enrollment information the option of using 2019/20 enrollment information.

This Item was approved by the State Allocation Board on August 25, 2021.

## ATTACHMENT A

### AUTHORITY

**Education Code (EC) Section 17070.35** states in part: (a) In addition to all other powers and duties as are granted to the board by this chapter, other statutes, or the California Constitution, the board shall do all of the following: (1) Adopt rules and regulations, pursuant to the rulemaking provisions of the Administrative Procedure Act, Chapter 3.5 (commencing with Section 11340) of Part 1 of Division 3 of Title 2 of the Government Code, for the administration of this chapter...

**Government Code Section 15503** states: "Whenever the board is required to make allocations or apportionments under this part, it shall prescribe rules and regulations for the administration of, and not inconsistent with, the act making the appropriation of funds to be allocated or apportioned. The board shall require the procedure, forms, and the submission of any information it may deem necessary or appropriate. Unless otherwise provided in the appropriation act, the board may require that applications for allocations or apportionments be submitted to it for approval."

**Education Code (EC) Section 17071.75** states in part:

After a one-time initial report of existing school building capacity has been completed, the ongoing eligibility of a school district for new construction funding shall be determined by making all of the following calculations:

- (a) A school district that applies to receive funding for new construction shall use the following methods to determine projected enrollment:

...

- (g) For a school district with an enrollment of 2,500 or less, an adjustment in enrollment projections shall not result in a loss of ongoing eligibility to that school district for a period of three years from the date of the approval of eligibility by the board.

### **EC Section 17072.35**

A grant for new construction may be used for any and all costs necessary to adequately house new pupils in any approved project, and those costs may only include the cost of design, engineering, testing, inspection, plan checking, construction management, site acquisition and development, evaluation and response action costs relating to hazardous substances at a new or existing schoolsite, demolition, construction, acquisition and installation of portable classrooms, landscaping, necessary utility costs, utility connections and other fees, equipment including telecommunication equipment to increase school security, furnishings, and the upgrading of electrical systems or the wiring or cabling of classrooms in order to accommodate educational technology. A grant for new construction may also be used to acquire an existing government or privately owned building, or a privately financed school building, and for the necessary costs of converting the government or privately owned building for public school use. A grant for new construction may also be used for the costs of designs and materials that promote the efficient use of energy and water, the maximum use of natural lighting and indoor air quality, the use of recycled materials and materials that emit a minimum of toxic substances, the use of acoustics conducive to teaching and learning, and other characteristics of high performance schools.

ATTACHMENT A

AUTHORITY

**EC Section 48200**

Each person between the ages of 6 and 18 years not exempted under the provisions of this chapter or Chapter 3 (commencing with Section 48400) is subject to compulsory full-time education. Each person subject to compulsory full-time education and each person subject to compulsory continuation education not exempted under the provisions of Chapter 3 (commencing with Section 48400) shall attend the public full-time day school or continuation school or classes and for the full time designated as the length of the schoolday by the governing board of the school district in which the residency of either the parent or legal guardian is located and each parent, guardian, or other person having control or charge of the pupil shall send the pupil to the public full-time day school or continuation school or classes and for the full time designated as the length of the schoolday by the governing board of the school district in which the residence of either the parent or legal guardian is located.

Unless otherwise provided for in this code, a pupil shall not be enrolled for less than the minimum schoolday established by law.

**School Facility Program (SFP) Regulation Section 1859.2 Definitions** states in part:

...

“Form SAB 50-01” means the Enrollment Certification/Projection, Form SAB 50-01 (Revised 05/09), and, when utilizing HSAA residency reporting, the High School Attendance Area Residency Reporting Worksheet (New 06/08), which are incorporated by reference.

...

“Small School District” means a school district with current districtwide enrollment reported in Part A, the continuation high pupils reported in Part C, and the Special Day Class pupils reported in Part D on the latest Form SAB 50-01, used to determine or adjust the district’s baseline eligibility pursuant to Sections 1859.50 and 1859.51 or submitted separately to the OPSC, that is 2,500 or less.

**SFP Regulation Section 1859.20 SFP Application for Determination of Eligibility**

A School District seeking a determination of eligibility for a SFP project shall complete and file the following documents with the OPSC:

- (a) For new construction, either districtwide, HSAA, or Super HSAA, or for modernization projects, the Form SAB 50-03.
- (b) For new construction projects, either districtwide, HSAA or Super HSAA, the Form SAB 50-01.
- (c) For new construction projects, the Form SAB 50-02.

**SFP Regulation Section 1859.40. Enrollment Projections Used to Determine a District’s Eligibility for New Construction Grants**

“The district shall provide an enrollment Certification and report enrollment data, on the Form SAB 50-01. The information provided on this Form shall serve as the basis for determining a district’s eligibility for New Construction funding. The enrollment projections generated by completing the Form SAB 50-01 shall be known as Cohort Projections for purposes of this section....”

- (a) In addition, a School District that meets the eligibility criteria as specified in Education Code Section 17071.75(a)(1) and has applied for determination of eligibility pursuant to Section

## ATTACHMENT A

### AUTHORITY

1859.20, may submit a request for review of an Alternative Enrollment Projection to the OPSC and the DRU.

(b) The request must contain all of the following to substantiate the Alternative Enrollment Projection methodology:

(1) provide a description to the OPSC on how the district cannot adequately meet its housing needs at the impacted school sites, after considering all existing eligibility mechanisms available from the Cohort Projections;

(2) a written explanation of the methodology for calculating the enrollment projections;

(3) an electronic copy of the calculations used in determining the enrollment projections;

(4) a disclosure of any assumptions that support the calculations of enrollment projections;

(5) a minimum of three years or more, as determined necessary by the DRU, of historical data used in calculating the enrollment projections. The data must be verifiable, annually based, and geographically organized if the school district's boundaries have changed since the 2000 Census conducted by the United States Census Bureau.

(6) a list of source(s) used to collect all applicable data with contact information for each data source;

(7) a separate enrollment projection for each grade level;

(8) a district-wide enrollment projection for any district that reports district-wide enrollment on the Form SAB 50-01; or HSAA enrollment projection(s) for any district that reports enrollment for one or more HSAA(s) on the Form SAB 50-01; or Super HSAA enrollment projection(s) for any district that reports enrollment for one or more Super HSAA(s) on the Form SAB 50-01.

The eligibility generated by an Alternative Enrollment Projection shall be made available to eligible school districts pursuant to Education Code Section 17071.75(a)(1), that received the OPSC's and the DRU's approval of the Alternative Enrollment Projection, until the combined Apportionments for all funding requests utilizing eligibility available from the Alternative Enrollment Projection reaches \$500 million or the Board has no funds to apportion from the Kindergarten-University Public Education Facilities Bond Act of 2004.

### **SFP Regulation Section 1859.41. High School Attendance Area Reporting**

(a) A district may request that its eligibility determination for a New Construction Grant be based on a HSAA or Super HSAA basis if it meets all the following criteria:

(1) The district demonstrates that the eligibility determination for a New Construction Grant in at least one of the district's HSAA or Super HSAA results in negative eligibility for maximum funding at any grade level within the HSAA or Super HSAA.

(2) The New Construction Grant eligibility determination for the HSAA or Super HSAA is based on the existing boundaries of the HSAA or Super HSAA and the capacity and projected enrollment of the HSAA or Super HSAA as shown on the Form SAB 50-03.

(3) The eligibility determination for the HSAA or Super HSAA includes a currently operated high school that serves any combination of grades nine through twelve and that high school is not a continuation high school or a community school.

(b) An elementary school district may request that its eligibility determination for a new construction grant be based on this section if the district meets the criteria in subsection (a) and meets all of the conditions set forth in Education Code Section 17071.76(c).

(c) If a district meets the criteria in subsection (a) or (b) and requests its eligibility determination to be based on an HSAA or Super HSAA, eligibility for a future New Construction Grant, with the exception of community school pupil grants for a county superintendent, in that HSAA or Super HSAA must be filed on the same basis for a period of five years from the date the district received an apportionment that was justified by eligibility under that HSAA or Super HSAA. A

## ATTACHMENT A

### AUTHORITY

county superintendent reporting on the basis of one or more HSAA basis may file applications by utilizing HSAA or Super HSAA boundaries of any district within the county. A county superintendent may report enrollment and file eligibility for a future New Construction Grant separately for special education pupils or for community school pupils.

If a district requests to re-file its eligibility determination from HSAA or Super HSAA to district-wide after the five year time period has elapsed, the existing school building capacity in the district will be determined based on classrooms available in the HSAA or Super HSAA at the time of initial request for eligibility determination and the current classrooms in the remaining portion of the district. Once the baseline eligibility has been determined for the district, it will be adjusted for classrooms constructed, funded or acquired in that HSAA or Super HSAA as provided by Section 1859.51.

Existing boundaries of a HSAA or Super HSAA may only be changed as a result of Section 1859.51(f).

#### **SFP Regulation Section 1859.41.1. Pupil Reporting Options for Projecting High School Attendance Area Enrollment.**

A district that qualifies to have its eligibility determination for a New Construction Grant made on a HSAA or Super HSAA basis pursuant to Section 1859.41 must report pupil enrollment for all HSAA's and/or Super HSAA's for which the district wishes to establish or update eligibility in the same manner as outlined in either (a) or (b) below:

(a) Report pupils attending schools in the HSAA or Super HSAA. When only a portion of the enrollment at a feeder school actually contributes to the HSAA or Super HSAA, the district shall report, as a percentage, only that portion of the enrollment.

(b) Report pupils residing in all HSAA or Super HSAA by completing the High School Attendance Area Residency Reporting Worksheet (New/06/08). A district that reports pupils by residence shall only report pupils residing within the boundaries of the HSAA or Super HSAA that were included in the CBEDS Report of the district for the same enrollment year.

Eligibility for a New Construction Grant, once established using (b) above, must be filed on the same basis until the district has submitted a final Form SAB 50-06 for all projects for which the district has received an apportionment justified by eligibility determined using the residency reporting option. This restriction would not prevent a HSAA or Super HSAA district from re-filing its eligibility on districtwide basis after the expiration of the five-year period per Section 1859.41.

#### **SFP Regulation Section 1859.42. Projecting Non-Special Day Class Enrollment.**

The district enrollment, as reported on the Form SAB 50-01, shall be used to calculate the district's projected enrollment other than Special Day Class enrollment. The OPSC shall use either (a) or (b) to determine the district's projected enrollment:

(a) Fifth-year projected enrollment with the exception of Special Day Class enrollment shall be calculated pursuant to the cohort survival enrollment projection system which is described as follows:

(1) For all grades, using the current and three previous years of enrollment, determine the numerical change in enrollment between the current grade and the next lower grade in the previous year; determine the numerical change in enrollment between the previous year grade and the next lower grade in the second previous year; determine the numerical change in

## ATTACHMENT A

### AUTHORITY

enrollment between the second previous year grade and the next lower grade in the third previous year. Determine the numerical change of kindergarten enrollment on the second previous and third previous year respectively. A district utilizing a fifth-year enrollment projection may calculate the kindergarten enrollment projection in accordance with Section 1859.42.1(b).

(2) Compute the annual change in enrollment as explained in (1) for each grade. The annual change shall then be weighted by multiplying the most recent annual change in enrollment by three, the next most recent annual change by two, and the earliest annual change by one, and dividing the sum of the annual weighted changes for each grade by six. The result shall be the average annual change.

(3) Calculate enrollment for each projection year by advancing the enrollment in each grade level through the five-year projection period, modifying the grade progression each year by the average annual change for each grade as computed in (2).

(b) Tenth-year projected enrollment with the exception of Special Day Class enrollment shall be calculated pursuant to the cohort survival enrollment projection system which is described as follows:

(1) For all grades, using the current and seven previous years of enrollment, determine the numerical change in enrollment between:

(A) The current grade and the next lower grade in the first previous year;

(B) The first previous year grade and the next lower grade in the second previous year;

(C) The second previous year grade and the next lower grade in the third previous year;

(D) The third previous year grade and the next lower grade in the fourth previous year;

(E) The fourth previous year grade and the next lower grade in the fifth previous year;

(F) The fifth previous year grade and the next lower grade in the sixth previous year;

(G) The sixth previous year grade and the next lower grade in the seventh previous year;

(H) Determine the numerical change of kindergarten enrollment using the previous year's kindergarten enrollment in place of the next lower grade in the previous year for each step in (A) through (G), respectively.

(2) Compute the annual change in enrollment as explained in (1) for each grade. The annual change shall then be weighted by multiplying the most recent annual change in enrollment by seven, the next most recent annual change by six, the next most recent annual change by five, the next most recent annual change by four, the next most recent annual change by three, the next most recent annual change by two, and the earliest annual change by one, and dividing the sum of the annual weighted changes for each grade by 28. The result shall be the average annual change.

(3) Calculate enrollment for each projection year by advancing the latest enrollment in each grade through the ten-year projection period, modifying the grade progression each year by the average annual change for each grade as computed in (2).

(c) The projected enrollment of a HSAA or Super HSAA shall be computed in the same manner as that set forth in this section, except that the enrollment used in such computation shall be that of the HSAA or Super HSAA rather than the entire district.

#### **SFP Regulation Section 1859.42.1. Supplements to the Fifth-Year Projection of Non-Special Day Class Enrollment.**

A district utilizing a fifth-year enrollment projection pursuant to Section 1859.42(a), except when reporting on a HSAA or Super HSAA basis pursuant to Section 1859.41.1(b), may supplement the enrollment projection with any of the following:

(a) The number of pupils as reported by the district on Form SAB 50-01, that will reside in dwelling units included in an approved and valid tentative or final subdivision map that exceed

## ATTACHMENT A

### AUTHORITY

the number of pupils projected as a result of the cohort survival method for that tentative or final subdivision map. The augmentation shall be calculated as follows:

(1) Calculate a first year projection by advancing the current enrollment as reported on Form SAB 50-01 by one year for each grade level without applying the average annual change. For kindergarten, the first year projection shall be the same as the reported current enrollment.

(2) Subtract the current enrollment progressed one year for each grade level as determined in (1) from the one-year projection of enrollment for each grade level as determined in Section 1859.42(a). If the computation results in a negative number, the number shall be zero.

(3) Divide the current enrollment progressed one year for each grade level by the sum of the current enrollment progressed one year in all grade levels.

(4) Multiply the number of housing units in the approved and valid tentative or final subdivision maps by the pupil yield factor provided on the Form SAB 50-01.

(5) Multiply the number of pupils determined in (4) by the percentages determined in (3) for each grade.

(6) Subtract five times the value determined in (2) from the value determined in (5). If the computation results in a negative number, the number shall be zero.

(7) Add the value in (6) to the fifth year of projected enrollment as computed in Section 1859.42(a) to establish the augmented projection of enrollment.

(8) For districts with HSAA reporting, the augmentation as provided in this section may include only dwelling units located in the HSAA or Super HSAA.

(b) The number of children born as reported on the Form SAB 50-01 that will attend kindergarten within the district or HSAA in the enrollment year that begins during the fifth calendar year following the year in which the children were born, as determined through the birth-attendance rate. For the purposes of this section, children born in a given calendar year will be considered to all begin school in the same enrollment year. For the purposes of this section, the number of children born shall be referred to as births. The augmentation shall be calculated as follows:

(1) For current and each of the three previous years of enrollment reported on the Form SAB 50-01, determine the yearly birth-attendance rate by dividing the kindergarten enrollment by the number of births from the fifth preceding calendar year. Add the four yearly birth-attendance rates together and divide by four. The result will be the average birth-attendance rate.

(2) The number of births must be as reported by the Department of Health Services by place of residence. A district may utilize one of the following:

(A) Births as reported by County.

(B) Births as reported by Zip Code. The district must report the ZIP Codes the district or HSAA will serve for the current year and three previous years. If a district serves only a portion of a ZIP Code, and if less than 10 percent of the population of that ZIP Code resides within the portion served by the district, the district must report that ZIP Code, but may choose not to count the births within that ZIP Code for the purposes of this section.

(3) Calculate the kindergarten enrollment projection by multiplying the average birth-attendance rate by the number of births five years prior to the applicable projected enrollment year.

(4) For years in which the Department of Health Services has not yet reported the number of births, the number of births shall be determined by:

(A) Adding the three previous years' number of births and dividing by three.

(B) For years in which more than one year of births has not yet been reported, the first birth number shall be calculated per (A), and subsequent years shall be calculated using (A), with the previous averaged births acting as the previous year births.

(c) Modified weighting that best represents the enrollment trends of the district to supplant the weighting method used to calculate the average annual change in Section 1859.42(a)(2). The modified weighting shall be calculated as follows:



## ATTACHMENT A

### AUTHORITY

(1) A district choosing to utilize a modified weighting method must submit enrollment data from 14 years immediately prior to those included on the Form SAB 50-01. In total, 18 consecutive years of enrollment must be submitted. Any enrollment information submitted in addition to the Form SAB 50-01 must meet all the requirements as provided for Parts A and C on the Form SAB 50-01.

(2) Utilizing the 18 years of enrollment data, calculate three sets of ten historical enrollment projections. These projections cannot be supplemented with (a) and (b) above and are made as follows:

(A) For each of the ten enrollment projections determine the numerical change in enrollment utilizing the calculations in Section 1859.42(a)(1), starting with the 14th previous year as the current year, progressing one year for each of the projections with the tenth projection being made with the fifth previous year as the current year. When calculating the ten enrollment projections, the five most recent enrollment years shall not be used.

(B) Compute the average annual change for each of the ten projections utilizing the calculations per Section 1859.42(a)(2). Calculate enrollment for each projection year by advancing the enrollment in each grade level through the five-year projection period, modifying the grade progression each year by the average annual change for each grade as computed in this paragraph. This set of ten projections shall be the "1-2-3" projections.

(C) Repeat (A) above, but calculate the average annual change by multiplying the most recent annual change in the enrollment by one, the next most recent annual change by two, and the earliest annual change by three, and dividing the sum of the annual weight changes for each grade by six. Calculate enrollment for each

projection year by advancing the enrollment in each grade level through the five-year projection period, modifying the grade progression each year by the average annual change for each grade as computed in this paragraph. This set of ten projections shall be the "3-2-1" projections.

(D) Repeat (A) above, but calculate the average annual change by dividing the sum of the annual changes for each grade by three. Calculate enrollment for each projection year by advancing the enrollment in each grade level through the five-year projection period, modifying the grade progression each year by the average annual change for each grade as computed in this paragraph. This set of ten projections shall be the "1-1-1" projections.

(3) For the ninth previous year through the current year as reported on the Form SAB 50-01 determine the actual enrollment for that year per grade category. For the purposes of this section, grade category shall mean kindergarten through sixth grade, seventh grade through eighth grade, and ninth grade through twelfth grade. Determine the actual enrollment for each grade category by totaling the enrollment from the grades within that grade category.

(4) For each of the ten enrollment projections within each of the three projection types, "1-2-3", "3-2-1" and "1-1-1", determine the percentage of accuracy. The percentage of accuracy shall be the projected total enrollment for a grade category minus the actual total enrollment for that grade category five years after divided by the actual grade category total five years later and multiplied by 100, rounded to two significant figures.

(5) Calculate the absolute value of the percentage of accuracy as determined in (4) above.

(6) Determine the (x,y) coordinate for each percentage of accuracy as determined in (5), with x being the distance from the y-axis and representing time, and y being the distance from the x-axis and representing the percentage of accuracy, as follows:

(A) The x coordinate shall be assigned based on 30 enrollment projections made in (2).

Projections made with the fourteenth previous year as the current year shall have an x value of one, progressing one year for each of the projections with the tenth projection being made with the fifth previous year as the current year and having an x value of ten.

(B) The y coordinate shall be the distance from zero as calculated in (5), above.

## ATTACHMENT A

### AUTHORITY

(7) Using Microsoft Office Excel 2003 or a similar tool, plot each point from (6) onto graphs. Districts must only generate graphs for the grade categories that are reported on the Form SAB 50-01. The points shall be graphed as follows:

(A) Graph one shall be all kindergarten through sixth grade comparisons for "1-2-3" projections.

(B) Graph two shall be all seventh grade through eighth grade comparisons for "1-2-3" projections.

(C) Graph three shall be all ninth grade through twelfth grade comparisons for "1-2-3" projections.

(D) Graph four shall be all kindergarten through sixth grade comparisons for "3-2-1" projections.

(E) Graph five shall be all seventh grade through eighth grade comparisons for "3-2-1" projections.

(F) Graph six shall be all ninth grade through twelfth grade comparisons for "3-2-1" projections.

(G) Graph seven shall be all kindergarten through sixth grade comparisons for "1-1-1" projections.

(H) Graph eight shall be all seventh grade through eighth grade comparisons for "1-1-1" projections.

(I) Graph nine shall be all ninth grade through twelfth grade comparisons for "1-1-1" projections.

(8) For each of the graphs in (7), using Microsoft Office Excel 2003 or a similar tool, determine the Linear Regression equation.

(9) For each projection type, "1-2-3", "3-2-1" and "1-1-1", determine the average Linear Regression equation:

(A) Each equation shall be in the format  $y = (m * x) + b$ , where  $m$  is the slope and  $b$  is the y-axis intercept.

(B) Determine the average  $m$  for each projection type by adding the  $m$ 's together and dividing by the number of  $m$ 's. The number should be one to three and equal to the number of grade categories a district reports on the Form SAB 50-01.

(C) Determine the average  $b$  for each projection type by adding the  $b$ 's together and dividing by the number of  $b$ 's. The number should be one to three and equal to the number of grade categories a district reports on the Form SAB 50-01.

(D) Generate the average Linear Regression equation as show in (A) above, for each projection type by creating three new equations using the average  $m$  and  $b$  from (B) and (C) above.

(10) Determine the modified weighting that best represents the trends of the district by:

(A) Calculate the three average Linear Regression equations by replacing the  $x$  variable with 15.

(B) Determine the absolute value of  $y$  for the three results

(C) The projection type with the result closest to zero, or the smallest number, shall be the modified weighting method that best represents the trends of the district. For the purposes of (c), this shall be the weighting method used when determining the district's projection in Section 1859.42(a)(2).

(11) Additionally, a district may propose a fourth weighting method for consideration. The alternative weights shall be only positive whole numbers. The district must follow steps (2) through (10) in this Section using the proposed additional alternative weighting method and determine that the result of (10) is closer to zero than any of the three projection types, "1-2-3", "3-2-1" and "1-1-1".

### **SFP Regulation Section 1859.43. Projecting Special Day Class Enrollment.**

The district enrollment, as reported on the Form SAB 50-01, shall be used to calculate the district's projected Special Day Class enrollment. The OPSC shall use the following methodology to determine the district's projected enrollment:

## ATTACHMENT A

### AUTHORITY

(a) For the purposes of this section the final year shall refer to the fifth or tenth-year as determined in projection method used for projecting non-Special Day Class enrollment in Section 1859.42. The projected enrollment of Special Day Class students served by a school district shall be computed by multiplying the total reported enrollment of Special Day Class students by the final-year projection of the same grade level of students as determined by Section 1859.42. The resulting value shall be divided by the current enrollment of the same students as provided on Form SAB 50-01.

(b) The projected enrollment of Special Day Class students served by a county office of education shall be computed using either (1) or (2). A county office of education that utilized a fifth-year projection when projecting non-Special Day Class enrollment per Section 1859.42 must utilize a fifth-year projection for projecting its Special Day Class enrollment. A county office of education that utilized a tenth-year projection when projecting its non-Special Day Class enrollment per Section 1859.42 must utilize a tenth-year projection for its Special Day Class enrollment.

(1) Fifth-year projection enrollment shall be calculated as follows:

(A) Determine the percentage change in total Special Day Class enrollment from the previous year to the current year; determine the percentage change in total Special Day Class enrollment in the second previous year to the previous year; determine the percentage change in total Special Day Class enrollment in the third previous year to the second previous year. To determine the average annual change, add the three percentage changes and divide by three.

(B) The current Special Day Class enrollment provided by the county office of education as reported on Form SAB 50-01, shall be adjusted by the average annual percentage change in (A) for each year until the five-year projected enrollment has been determined.

(2) Tenth-year enrollment projection shall be calculated as follows:

(A) Calculate the average annual change as follows:

1. Determine the percentage change in total Special Day Class enrollment from the previous year to the current year;

2. Determine the percentage change in total Special Day Class enrollment in the second previous year to the previous year;

3. Determine the percentage change in total Special Day Class enrollment in the third previous year to the second previous year;

4. Determine the percentage change in total Special Day Class enrollment in the fourth previous year to the third previous year;

5. Determine the percentage change in total Special Day Class enrollment in the fifth previous year to the fourth previous year;

6. Determine the percentage change in total Special Day Class enrollment in the sixth previous year to the fifth previous year;

7. Determine the percentage change in total Special Day Class enrollment in the seventh previous year to the sixth previous year.

8. To determine the average annual change, add the seven percentage changes and divide by seven.

(B) The current Special Day Class enrollment provided by the county office of education as reported on Form SAB 50-01, shall be adjusted by the average annual percentage change in 8. above, for each year until the tenth-year projected enrollment has been determined.

### **SFP Regulation Section 1859.50. Calculations to Determine New Construction Baseline Eligibility.**

## ATTACHMENT A

### AUTHORITY

The district shall calculate its eligibility determination by completion of the Form SAB 50-03. Eligibility determination for New Construction Grant(s) may be requested on either a district-wide basis, a HSAA or Super HSAA basis.

If a district requests to have its eligibility determination made on a district-wide basis, eligibility for future grants in the district must be filed on the same basis for a period of five years from the date the district received an apportionment that was justified by eligibility determined on a district-wide basis.

If a district requests to re-file its eligibility determination from district-wide to HSAA or Super HSAA after the five year time period has elapsed, the existing school building capacity in the HSAA or Super HSAA will be determined based on the classrooms available in the HSAA or Super HSAA at the time of the initial district-wide request for eligibility determination. Once the baseline eligibility has been determined for the HSAA or Super HSAA, it will be adjusted for classrooms constructed, funded or acquired in that HSAA or Super HSAA as provided by Section 1859.51.

If the district requests to have its eligibility determination made on a HSAA or Super HSAA, it must meet the criteria of Section 1859.41.

The calculated eligibility on the Form SAB 50-03, is the initial eligibility of the district, the HSAA or Super HSAA and shall be referenced as the baseline eligibility for future SFP funding. The baseline eligibility is the basis for filing Form SAB 50-04, for a new construction SFP grant. If a special education program and the title to the related facilities is transferred between a school district and county office of education after the baseline eligibility was established by the Board, the following shall be required if the title transfer took place after January 1, 2007, or if requested by the school district and county office of education due to a title transfer that took place prior to January 1, 2007:

- (a) The sending School District's existing school building capacity shall be adjusted pursuant to Section 1859.51(r).
- (b) The receiving School District's existing school building capacity shall be adjusted pursuant to Section 1859.51(i).
- (c) The sending School District's enrollment projection shall be adjusted pursuant to Education Code Section 17071.75(f).
- (d) The receiving School District shall remit to the State a proportionate share of any financial hardship assistance provided for the project as described in Section 1859.106.

For purposes of this paragraph, the transfer of title to facilities shall also include:

- (1) A pre-existing lease, for the duration of more than five years whether in a single lease or cumulative total of several leases, of the receiving School District's facilities by the sending School District that is terminated after transfer of the special education program takes place.
  - (2) A lease, for the duration of more than five years whether in a single lease or cumulative total of several leases, of the sending School District's facilities by the receiving School District.
- There shall not be any further adjustments made as a result of any subsequent transfers of that program for a period of five years from the date of the initial transfer or before all applicable funds have been remitted to the State as a result of the initial transfer. Both School Districts shall submit a Form SAB 50-01 for enrollment changes immediately upon transfer of title.

A district affected by a reorganization election on or after November 4, 1998 may file an application for a determination of new construction baseline eligibility after a successful reorganization election.

ATTACHMENT A

AUTHORITY

**SFP Regulation Section 1859.51. Adjustments to the New Construction Baseline Eligibility.**

The baseline eligibility for new construction determined on the Form SAB 50-03 will be adjusted as follows:

...

(e) Increased/decreased by changes in projected enrollment in subsequent enrollment reporting years for all districts using a fifth-year projection or a tenth-year projection, except decreases as provided in (j) below.

For all funding requests received by OPSC on or after June 6, 2017, OPSC will notify the School District in writing that OPSC is scheduled to begin processing the School District's Form SAB 50-04 and that the School District shall submit the Form SAB 50-01 based on school district enrollment data, as shown in the table below:

<b>OPSC Received Date of Form SAB 50-01</b>	<b>Enrollment Reporting Year</b>
July 1 through October 31	Submit Prior Fiscal Year Enrollment Data
November 1 through June 30	Submit Current Fiscal Year Enrollment Data

OPSC may return the Form SAB 50-04 to the School District for failure to submit the Form SAB 50-01 within 90 calendar days of OPSC's notification.

**GENERAL INFORMATION**

To determine a district's initial eligibility for new construction funding under the School Facility Program (SFP), the district must provide enrollment information for the current and previous three or seven years, as appropriate, on this form. After the initial submittal, this form need only be resubmitted when the district requests additional new construction funding in a new enrollment year, as a result of a reorganization election that affects either the district's enrollment or existing school building capacity, or as a result of a special education program transfer.

**Pupil Enrollment Projection Options**

Districts may submit either a fifth-year or a tenth-year enrollment projection. If utilizing the fifth-year enrollment projection, a district must provide the current and three previous years' enrollment information. If utilizing the tenth-year enrollment projection, a district must provide the current and seven previous years' enrollment information. Districts must utilize either the fifth-year or the tenth-year projection for all grade groupings and High School Attendance Areas (HSAA) or Super HSAs in the district.

A high school district, unified school district, elementary school district, or county superintendent of schools may file on a HSAA basis or Super HSAs as provided under Education Code Section 17071.76 and Section 1859.41. In that case, the enrollment used on this form is the current and three or seven previous years' pupil enrollment or residence in the HSAA or Super HSAA.

Districts filing on a HSAA or Super HSAA basis may report pupil enrollment by either the HSAA in which the pupils attend school or by the HSAA in which pupils reside. Districts reporting enrollment using residency data must submit additional documentation outlined below.

The following options are available to project enrollment:

For Districtwide or HSAA Attendance Reporting:

- Fifth-Year Projection
  - Districts must report the current and three previous years' enrollment data.
  - The fifth-year enrollment projection may be augmented with any of the following: modified weighting mechanisms, birth-attendance rates, dwelling units, and a district Student Yield Factor.
- Tenth-Year Projection: Districts must report the current and seven previous years' enrollment data.

For HSAA Residency Reporting (New 06/08):

- Fifth-Year Projection: Districts must report the current and three previous years' enrollment data.
- Tenth-Year Projection: Districts must report the current and seven previous years' enrollment data.

For HSAA Residency Reporting [For Critically Overcrowded Schools (COS) HSAA districts filing pursuant to Section 1859.147 (e)(2)]:

- Fifth-Year Projection: Districts must report the current and three previous years' enrollment data.

**Augmentations to the Fifth-Year Enrollment Projection**

A district that is requesting a fifth-year enrollment projection and reporting on a districtwide or HSAA pupil attendance basis may utilize the following augmentations to the enrollment projection:

- Modified Weighting Mechanisms

If the district is requesting to utilize modified or alternate weighting mechanisms pursuant to Section 1859.42.1(c), the district must submit additional K-12 and continuation high school enrollment information for the 14 years prior to the four years of data reported on this form, for a total of 18 years of enrollment data.

If the district is requesting to utilize a district-specific alternate weighting method, it must show that the proposed alternate weighting mechanism provides a more accurate projection based on historical data as outlined in Section 1859.42.1(c).

## • Birth-Attendance Rate Adjustment

If the district is requesting to use the birth-attendance rate based on county birth data, enter the county births by residence as reported by the Department of Health Services (DHS) for the current and eight previous years in Part F of this form.

If the district is requesting a birth-attendance rate adjustment based on birth data for ZIP codes served by the district, the district must report the births by residence as reported by the DHS for ZIP Codes served by the district for the current and eight previous years. When submitting this form, the district must provide all ZIP Codes served by the district and indicate the ZIP Codes, if any, for which the district is not reporting birth data pursuant to Section 1859.42.1(b)(2)(B).

## • Dwelling Unit Augmentation

Districts requesting a dwelling unit augmentation must provide all of the following:

- The approval dates of the maps by the local planning commission or approval authority and
- The number of dwelling units to be built within each subdivision excluding all dwelling units that have either 1) been occupied; or, 2) had construction permits pulled that are twelve months or older from the date the permit was pulled. (Note: A district must select only one option—the Date of Occupancy or permits pulled, plus twelve months—as the point in time to stop reporting dwelling units for all tracts being submitted. A district may select the alternate option the following submittal year if desired.); and,
- One of the following:
  1. An approved and valid tentative or final subdivision map with the local planning commission or approval authority stamp located on the map, or
  2. An approved and valid tentative or final subdivision map with supporting documentation, or
  3. A spreadsheet or the Office of Public School Construction(OPSC) dwelling unit worksheet listing all of the subdivisions reported on the Form SAB 50-01 with supporting documentation. If the district wishes to utilize this option, please note that when the district representative signs the Form SAB 50-01, he/she is certifying that the tract maps are on file at the district office and available for OPSC review if requested.

Supporting documentation is defined as one of the following:

- Local planning commission or approval authority meeting minutes detailing the approval of the map. If the approval was given an extension, please provide the most current meeting minutes indicating the approval of the extension request. Dwelling units contained in expired maps may not be reported on the Form SAB 50-01, or

**ENROLLMENT CERTIFICATION/PROJECTION  
SCHOOL FACILITY PROGRAM**

- A letter from the local planning commission or approval authority indicating that the tract map is approved and valid as of the signature date of the Form SAB 50-01, or
  - Any other reasonable documentation from the local planning commission or approval authority that indicates the tract map is approved and currently valid.
- Student Yield Factor
    - If the district is requesting an augmentation of its enrollment projection due to pupils residing in new dwelling units and it is not using the State yield factors (refer to Part H), the district must provide a copy of the study supporting the Student Yield Factor. The district's study should determine the elementary, middle and high school pupils generated by new residential units, in each grade category of pupils enrolled in the district. This study should be based on the historical student generation rates of new residential units constructed during the previous five years that are of a similar type of unit to those anticipated to be constructed in which the school district is located.

**HSAA Residency Reporting**

- If the district is currently, or anticipates for the future, reporting residency data pursuant to Section 1859.41.1(b) or 1859.147(e)(2) (refer to Part A), it must submit a copy of the governing board-approved attendance map and High School Attendance Area Residency Reporting Worksheet. By signing this form, the district certifies that the pupil enrollment and residency data used to support the submitted map and worksheet is available at the district for OPSC verification.
- To determine the new construction eligibility for a district filing on a HSAA basis and seeking COS project justification pursuant to Section 1859.147(e)(2), one Form SAB 50-01 based on enrollment as reported to the California Department of Education (CDE) and one based on the residence of the pupils must be filed for each HSAA which includes a Preliminary Apportionment for a COS project.

**Additional Documentation**

The following documentation must be submitted with this form (as appropriate):

- Specific enrollment data for districts with current enrollment that is less than 300 if the district is requesting an enrollment projection based on five-year average enrollment data (refer to Part A instructions).
- Upon transfer of any Special Education Local Plan Area (SELPA) facilities, the school districts are required to submit a letter to the OPSC, signed by each school district involved, including the following:
  - Grant deed or other legal documentation indicating the facilities have been transferred,
  - Name of school,
  - Building square footage and number of classrooms being transferred,
  - The initial occupancy date of the facility,
  - Date of transfer,
  - Acknowledgement that the grantee may owe the State funds,
  - Financial hardship status of each school district at time of initial application and at time of transfer,
  - OPSC application number(s) of Application for Funding (Form SAB 50-04),
  - Acknowledgment that the certifications made, pursuant to Education Code Sections 17070.77, 17070.755, 17070.75 and 17070.80, by the grantor on the Form SAB 50-04 will be assumed by the grantee, and
  - Request for a payment plan, if needed.

This form is not used for modernization funding applications.

**SPECIFIC INSTRUCTIONS**

Check the box for either the fifth-year enrollment projection or the tenth-year enrollment projection.

If the district is reporting on an HSAA basis, check the appropriate box to indicate if the district is reporting HSAA attendance data, HSAA residency data, or HSAA residency data for a COS project justification pursuant to Section 1859.147(e)(2).

If the district is requesting modified or alternate weighting mechanisms, check the appropriate box. If requesting an alternate weighting mechanism, enter the alternate weights in the box to the right.

**Part A. K-12 Pupil Data – Enrollment/Residency**

As an option, school districts with less than 300 current enrollment may report the previous five year average for any grade level for any year when the enrollment for that grade level has decreased by more than 50 percent from the previous year. If this option is used, the district must identify each grade level where this option is used on Form SAB 50-01 and attach the appropriate enrollment documentation to support this request.

**Enrollment Data (To be completed by school districts or the county superintendent of schools.)**

The information needed to complete this form is based on the latest California Basic Education Data Systems (CBEDS) that is available approximately October 15th of each year. Applications filed on or after November 1st must include the current school year enrollment. Report the current year and the three or seven prior years' K-12 enrollment, as appropriate. High school districts report the unduplicated enrollment data for grades served by the district and all feeder elementary school grades for the current year and the previous three or seven years, as appropriate.

County superintendents report the enrollment for community school students as reported in April prior to the latest CBEDS report.

The enrollment data must include all of the following, if applicable:

- Off-track and on-track students attending multi-track year round schools
- Students living outside the district's boundaries but attending schools in the district
- Students receiving Classroom-Based Instruction in Charter Schools located within the district boundaries and are enrolled in the same grade levels or type served by the district regardless if the district chartered the school
- Students attending magnet schools
- Community school students
- Students attending independent study

Do not include any of the following:

- Students living in the district's boundaries but attending other districts
- Students attending regional occupational programs
- Students attending preschool programs
- Other students not generally considered K-12 students including adult education students
- Students receiving Classroom-Based Instruction in Charter Schools located within the district boundaries but are enrolled in grade levels or type not served by the district
- Students living inside district boundaries but are receiving Classroom-Based Instruction in Charter Schools located outside the district boundaries
- Students receiving Nonclassroom-Based Instruction
- Juvenile court/court school students
- Special Day Class pupils or
- Continuation high school pupils



**ENROLLMENT CERTIFICATION/PROJECTION  
SCHOOL FACILITY PROGRAM****Residency Data [To be completed by a HSAA district establishing or updating eligibility pursuant to Section 1859.41.1 (b).]**

The information needed to complete this section is based on the pupil residence within the HSAA or Super HSAA boundaries for the pupils reported in the latest CBEDS that is available approximately October 15th of each year. Applications filed on or after November 1st must include the current school year enrollment by pupil residence in the HSAA or Super HSAA. Report the current year and the three or seven prior years' K–12 pupils, as appropriate, that are enrolled and reside within the HSAA or Super HSAA boundaries. High school districts report the unduplicated pupil residency data for grades served by the HSAA and all feeder elementary school grades in the HSAA for the current year and the previous three or seven years, as appropriate.

County superintendents report the pupil residence for community school students as reported in April prior to the latest CBEDS report.

The pupil residency data must include all of the following, if any:

- Off -track and on-track students attending multi-track year round schools
- Students receiving Classroom-Based Instruction in Charter Schools located within the district boundaries and appearing on the district's current CBEDS report and who are enrolled in the same grade levels or type served by the district regardless if the district chartered the school
- Students attending magnet schools
- Community school students and
- Students attending independent study

Do not include any of the following:

- Students living outside the district's boundaries but attending schools in the district
- Students living in the district's boundaries but attending schools in other districts
- Students attending regional occupational programs
- Students attending preschool programs
- Other students not generally considered K–12 students including adult education students
- Students receiving Classroom-Based Instruction in Charter Schools located within the district boundaries and who are enrolled in the same grade levels or type served by the district regardless if the district chartered the school but the Charter School does not appear on the district's current CBEDS report
- Students receiving Classroom-Based Instruction in Charter Schools located within the district boundaries but are enrolled in grade levels or type not served by the district
- Students living inside district boundaries but are receiving Classroom-Based Instruction in Charter Schools located outside the district boundaries
- Students receiving Nonclassroom-Based Instruction
- Juvenile court/court school students
- Special Day Class pupils or
- Continuation high school pupils

**Residency Data [For COS HSAA districts seeking justification for the conversion of a Preliminary Apportionment to a Final Apportionment pursuant to Section 1859.147(e)(2).]**

The information used to complete this form is based on the latest enrollment as reported on the CBEDS that is available October of each year, and pupil residency within the HSAA boundaries. Report the current year and the three prior years' K–12 pupils that are both enrolled and reside within the HSAA boundaries. For HSAA districts filing pursuant to Section 1859.147(e)(2)(A), only the current year K–12 pupils must be reported.

Do not include any of the following:

- Students living outside the district's boundaries but attending school in the district
- Students living in the district's boundaries but attending other districts
- Students attending regional occupational programs
- Students attending preschool programs
- Other students not generally considered K–12 students including adult education
- Students receiving Classroom-Based Instruction in Charter Schools located within the district boundaries but are enrolled in grade levels or type not served by the district
- Students living inside district boundaries but are receiving Classroom-Based Instruction in Charter Schools located outside the district boundaries
- Students receiving Nonclassroom-Based Instruction
- Juvenile court/court school students
- Special Day Class pupils
- Continuation high school pupils

**Part B. Pupils Attending Schools Chartered by Another District**

Of the data reported in Part A of this form, indicate the aggregate pupil enrollment attending schools chartered by another district which are located within your district boundaries for the current year and the three or seven prior years, as appropriate. If the district is reporting pupils attending schools chartered by another district for the current year, then the district must submit a separate letter with the following information:

- The total Charter School enrollment listed by each of the K–12 grade levels reported for the current year.
- A list of the other school district(s) that chartered school(s) within your boundaries. Include the Charter School name(s) and total school enrollment. For the previous years, report the total enrollment for pupils attending schools chartered by another district, if known. If the information is not available, enter N/A. In this case, the OPSC will adjust the previous years' enrollment data based on a prorated basis of the rate of growth or decline of the previous years' enrollment.

Enter 0 if there are no pupils attending schools chartered by another district within your district boundaries for the current or previous years.

Districts reporting enrollment by HSAA residency should not report any pupils in this section.

**Part C. Continuation High School (To be completed by school districts only.)**

If reporting pupil enrollment data, report continuation high school pupils attending schools in the district or HSAA or Super HSAA for the current year and the three or seven prior years, as appropriate. If reporting HSAA pupil residency data, report continuation high school pupils residing in the HSAA or Super HSAA for the current year and the three or seven prior years, as appropriate. For purposes of projecting the enrollment, these pupils will be added to the enrollment data in Part A.

**Part D. Special Day Class Pupils (To be completed by school districts or the county superintendent of schools.)**

Report the pupils three to twenty-two years old enrolled or residing, as appropriate, within the district or HSAA or Super HSAA boundaries, attending the special day classes as shown and reported within the California Special Education Management Information System to the CDE in December prior to the latest CBEDS report. Report pupils as provided in Section 1859.2 for Non-Severely Disabled Individual with Exceptional Needs and Severely Disabled Individual with Exceptional Needs.



**Part E. Special Day Class Enrollment (To be completed by county superintendent of schools only.)**

Report the total Special Day Class pupils for the three or seven previous years, as appropriate, adjusted by the total pupils lost or gained due to a title transfer of a Special Education Program for each year.

**Part F. Birth Data**

If requesting an adjustment to the enrollment projections based on changes in the birth-attendance rate, check the appropriate box to indicate county birth data or birth data by ZIP Codes served by the district. Enter county births by residence or district ZIP code births by residence as reported by the DHS for the current and eight previous years. If birth data is not available, check the "Estimate" box for the applicable year(s) and report the birth number as determined per Section 1859.42.1(b)(4). When submitting this form, if reporting district births by ZIP Code, provide a separate letter reporting all ZIP Codes served by the district and indicate the ZIP Codes, if any, for which the district is not reporting birth data pursuant to Section 1859.42.1(b)(2)(B).

**Part G. New Dwelling Units (To be completed by school districts only.)**

The district may augment the enrollment projection based on the number of pupils that are anticipated as a result of proposed dwelling units included in approved and valid tentative or final subdivision maps. The district must submit the dwelling unit information and documentation outlined in the General Information section of this form.

Report the determined number of dwelling units in Part G.

**Part H. District Student Yield Factor (To be completed by school districts only.)**

Report the district's Student Yield Factor as defined in Section 1859.2, if different than the statewide average Student Yield Factors. The statewide average Student Yield Factors are as follows:

- Elementary School District ..... 0.5 students per dwelling unit
- High School District ..... 0.2 students per dwelling unit
- Unified School District ..... 0.7 students per dwelling unit

Should the district wish to use its own Student Yield Factor, a copy of the district's study that justifies the Student Yield Factor must be submitted with this form. Please see the General Information section for additional instructions.

**Part I. Projected Enrollment**

The methodology for calculating the district's projected enrollment is outlined in Sections 1859.42, 1859.42.1 and 1859.43.

# Attachment A

STATE OF CALIFORNIA  
**ENROLLMENT CERTIFICATION/PROJECTION**  
**SCHOOL FACILITY PROGRAM**

STATE ALLOCATION BOARD  
 OFFICE OF PUBLIC SCHOOL CONSTRUCTION

SAB 50-01 (REV 05/09)

Page 5 of 5

SCHOOL DISTRICT	FIVE DIGIT DISTRICT CODE NUMBER (see California Public School Directory)
COUNTY	HIGH SCHOOL ATTENDANCE AREA (HSAA) OR SUPER HSAA (if applicable)

Check one:  Fifth-Year Enrollment Projection  Tenth-Year Enrollment Projection

HSAA Districts Only - Check one:  Attendance  Residency  
 Residency - COS Districts Only - (Fifth Year Projection Only)

<input type="checkbox"/> Modified Weighting (Fifth-Year Projection Only)	3rd Prev. to 2nd Prev.	2nd Prev. to Prev.	Previous to Current
<input type="checkbox"/> Alternate Weighting - (Fill in boxes to the right):			

**Part G. Number of New Dwelling Units**  
 (Fifth-Year Projection Only)

**Part H. District Student Yield Factor**  
 (Fifth-Year Projection Only)

**Part A. K-12 Pupil Data**

Grade	7th Prev.	6th Prev.	5th Prev.	4th Prev.	3rd Prev.	2nd Prev.	Previous	Current
	/	/	/	/	/	/	/	/
K								
1								
2								
3								
4								
5								
6								
7								
8								
9								
10								
11								
12								
<b>TOTAL</b>								

**Part B. Pupils Attending Schools Chartered By Another District**

7th Prev.	6th Prev.	5th Prev.	4th Prev.	3rd Prev.	2nd Prev.	Previous	Current

**Part C. Continuation High School Pupils - (Districts Only)**

Grade	7th Prev.	6th Prev.	5th Prev.	4th Prev.	3rd Prev.	2nd Prev.	Previous	Current
9								
10								
11								
12								
<b>TOTAL</b>								

**Part D. Special Day Class Pupils - (Districts or County Superintendent of Schools)**

	Elementary	Secondary	TOTAL
Non-Severe			
Severe			
<b>TOTAL</b>			

**Part E. Special Day Class Pupils - (County Superintendent of Schools Only)**

7th Prev.	6th Prev.	5th Prev.	4th Prev.	3rd Prev.	2nd Prev.	Previous	Current
/	/	/	/	/	/	/	/

**Part F. Birth Data - (Fifth-Year Projection Only)**

County Birth Data  Birth Data by District ZIP Codes  Estimate  Estimate  Estimate

8th Prev.	7th Prev.	6th Prev.	5th Prev.	4th Prev.	3rd Prev.	2nd Prev.	Previous	Current

**Part I. Projected Enrollment**

**1. Fifth-Year Projection**

**Enrollment/Residency - (except Special Day Class pupils)**

K-6	7-8	9-12	TOTAL

**Special Day Class pupils only - Enrollment/Residency**

	Elementary	Secondary	TOTAL
Non-Severe			
Severe			
<b>TOTAL</b>			

**2. Tenth-Year Projection**

**Enrollment/Residency - (except Special Day Class pupils)**

K-6	7-8	9-12	TOTAL

**Special Day Class pupils only - Enrollment/Residency**

	Elementary	Secondary	TOTAL
Non-Severe			
Severe			
<b>TOTAL</b>			

*I certify, as the District Representative, that the information reported on this form and, when applicable, the High School Attendance Area Residency Reporting Worksheet attached, is true and correct and that:*

- I am designated as an authorized district representative by the governing board of the district.
- If the district is requesting an augmentation in the enrollment projection pursuant to Regulation Section 1859.42.1 (a), the local planning commission or approval authority has approved the tentative subdivision map used for augmentation of the enrollment and the district has identified dwelling units in that map to be contracted. All subdivision maps used for augmentation of enrollment are available at the district for review by the Office of Public School Construction (OPSC).
- This form is an exact duplicate (verbatim) of the form provided by the Office of Public School Construction. In the event a conflict should exist, then the language in the OPSC form will prevail.

NAME OF DISTRICT REPRESENTATIVE (PRINT OR TYPE) \_\_\_\_\_

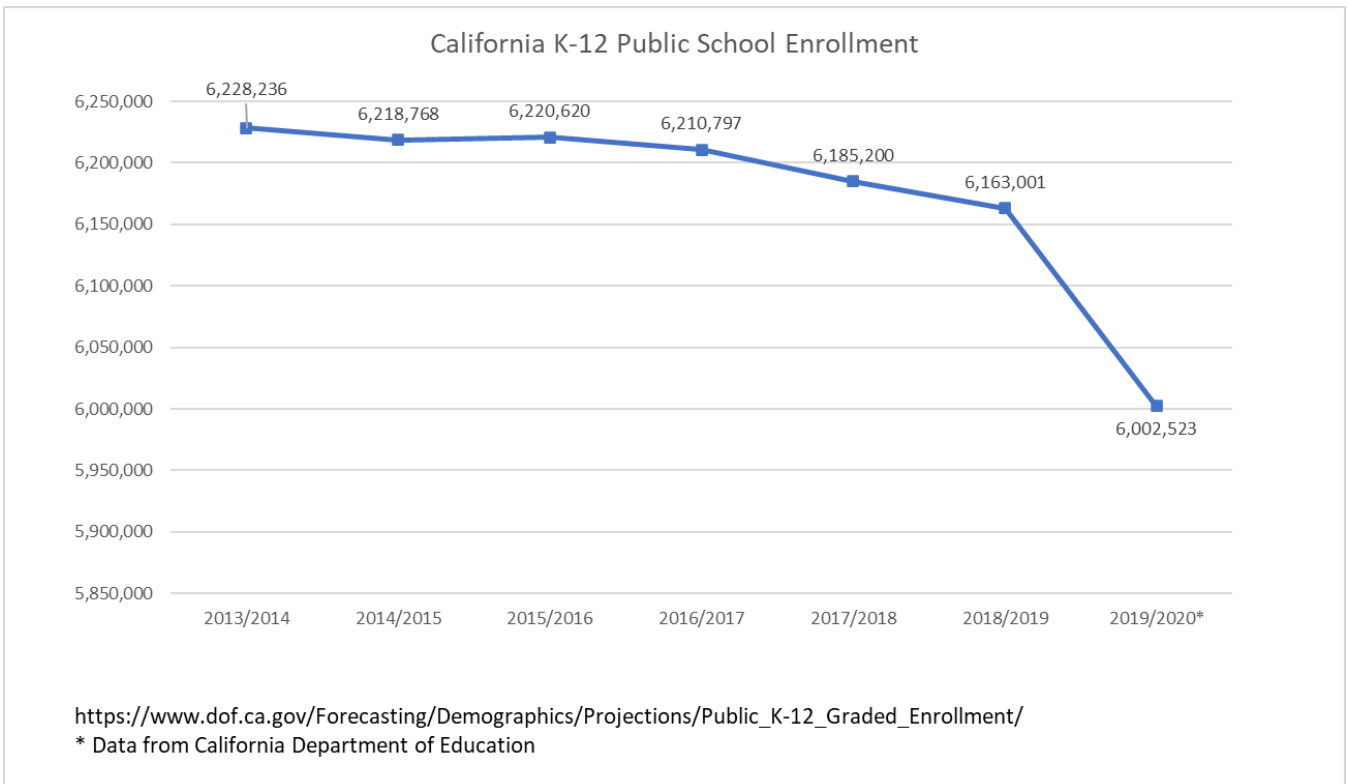
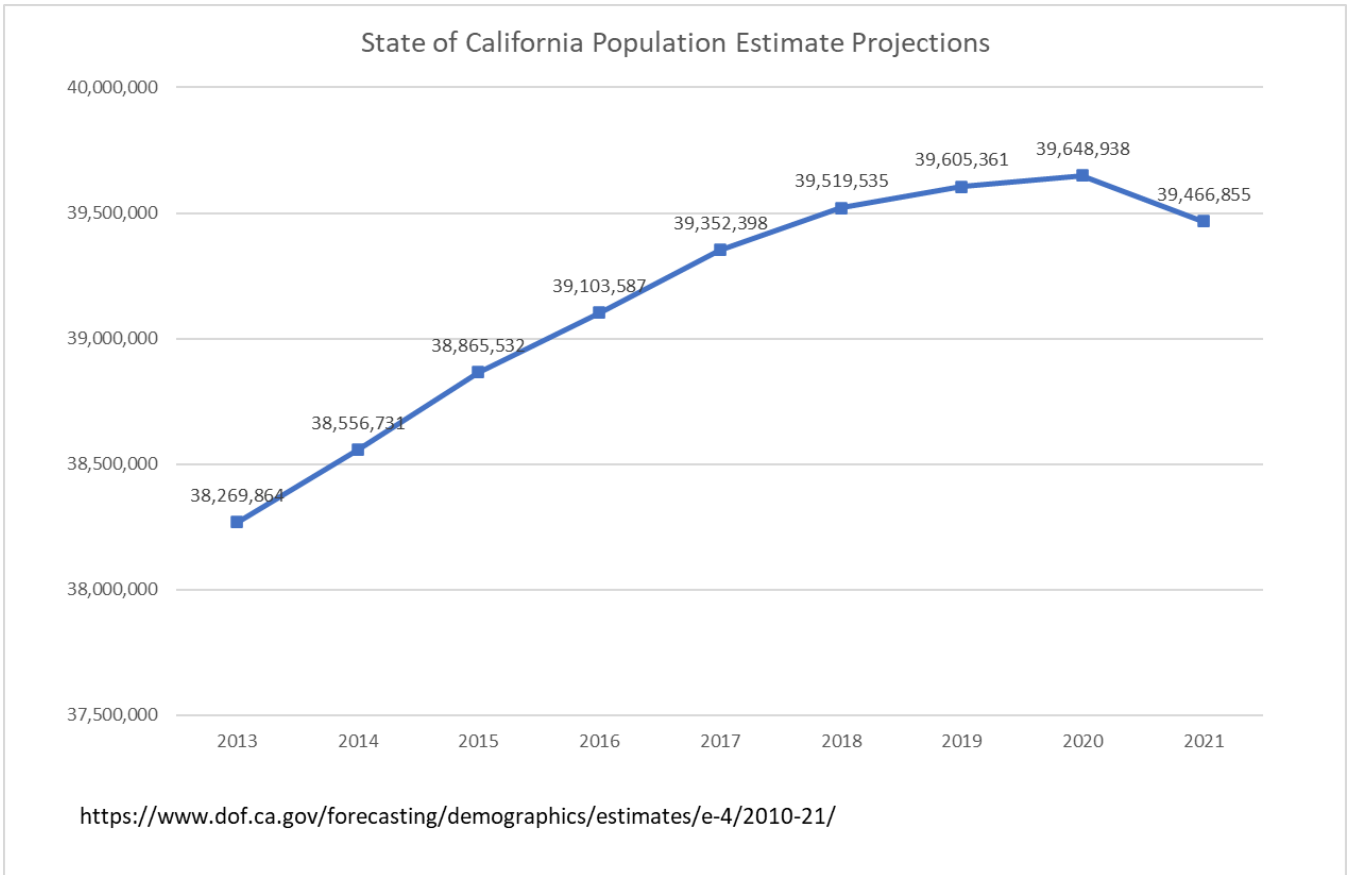
SIGNATURE OF DISTRICT REPRESENTATIVE \_\_\_\_\_

DATE \_\_\_\_\_ TELEPHONE NUMBER \_\_\_\_\_

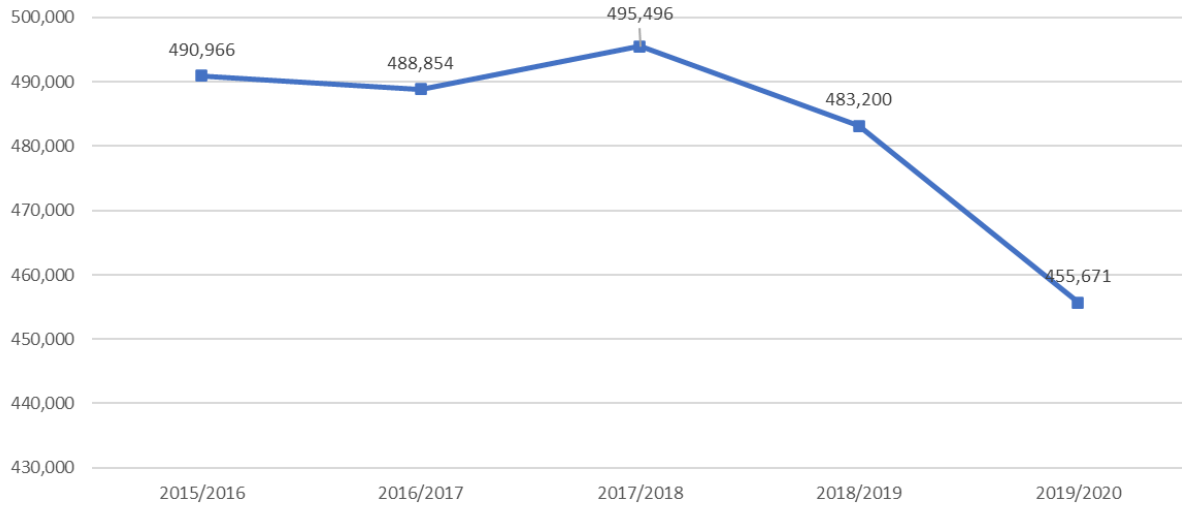
E-MAIL ADDRESS \_\_\_\_\_

## ATTACHMENT B

### California (CA) Demographic Information

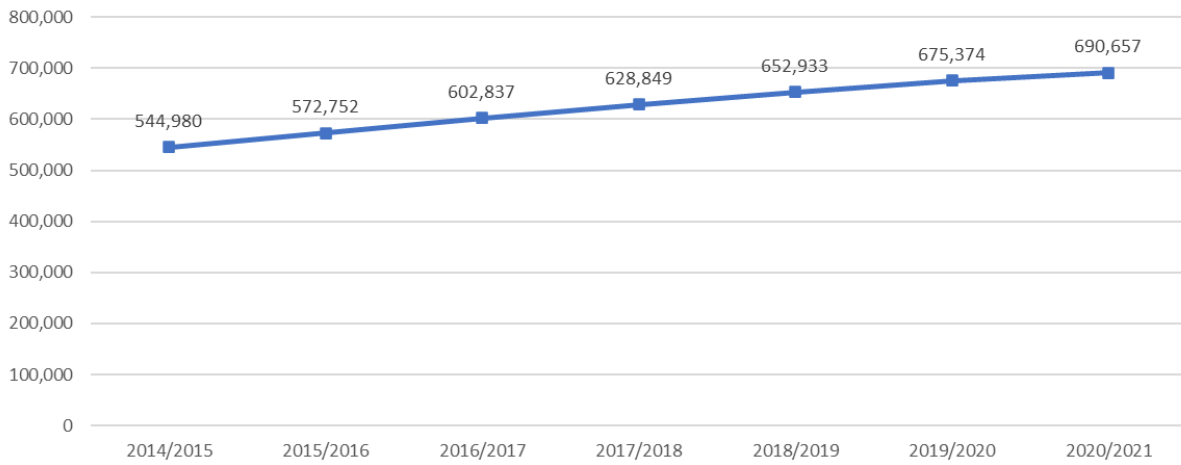


### California Private School Enrollment



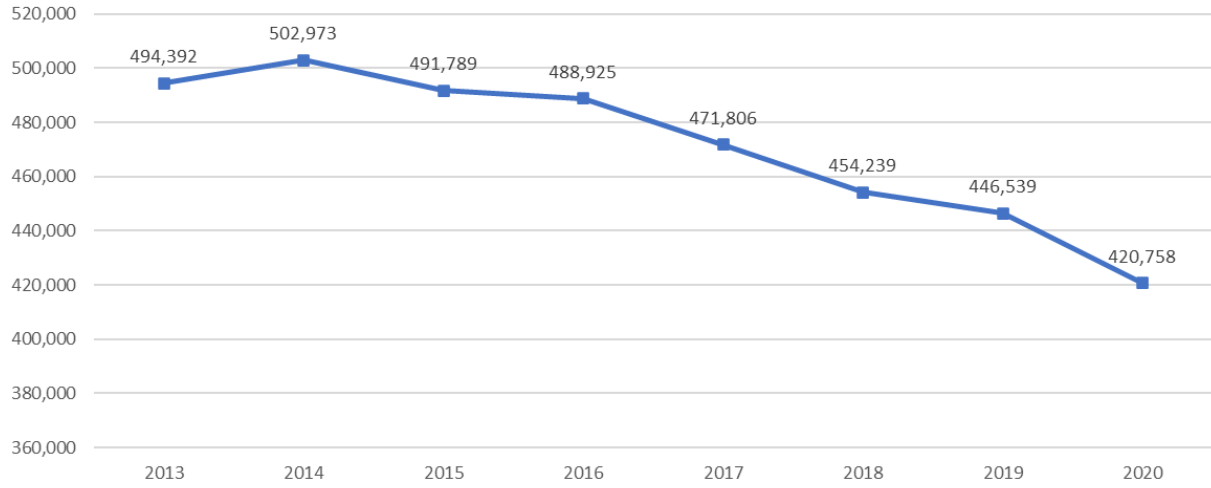
<https://www.cde.ca.gov/ds/si/ps/>

### California Charter School Enrollment



<https://dq.cde.ca.gov/dataquest/dqcensus/EnrCharterYears.aspx?cds=00&aggllevel=state&year=2020-21&ro=y&ro=y&ro=y&ro=y>

Number of Births by California Residents



<https://data.chhs.ca.gov/dataset/test-cdph-statewide-live-birth-profiles>

### CA Population Estimates

CA Population	Year	Change
38,269,864	2,013	
38,556,731	2,014	286,867
38,865,532	2,015	308,801
39,103,587	2016	238,055
39,352,398	2017	248,811
39,519,535	2018	167,137
39,605,361	2019	85,826
39,648,938	2020	43,577
39,466,855	2021	-182,083

Source: California Department of Finance

<https://www.dof.ca.gov/forecasting/demographics/estimates/e-4/2010-21/>

### CA Public K-12 Graded Enrollment

K-12 Enrollment	Year	Change
6,228,931	2013/2014	
6,228,236	2014/2015	-695
6,218,768	2015/2016	-9,468
6,220,620	2016/2017	1,852
6,210,797	2017/2018	-9,823
6,185,200	2018/2019	-25,597
6,163,001	2019/2020*	-22,199
6,002,523	2020/2021*	-160,478

Source: California Department of Finance

[https://www.dof.ca.gov/Forecasting/Demographics/Projections/Public\\_K-12\\_Graded\\_Enrollment/](https://www.dof.ca.gov/Forecasting/Demographics/Projections/Public_K-12_Graded_Enrollment/)

\* 2019/2020 and 2020/2021 K-12 enrollment per California Department of Education

### CA Private School Enrollment

Private School Enrollment	Year	Change
500,543	2015/2016	
490,966	2016/2017	-9,577
488,854	2017/2018	-2,112
495,496	2018/2019	6,642
483,200	2019/2020	-12,296
455,671	2020/2021	-27,529

Source: California Department of Education

<https://www.cde.ca.gov/ds/si/ps/>

### CA Charter School Enrollment

Charter School Enrollment	Year	Change
544,980	2014/2015	
572,752	2015/2016	27,772
602,837	2016/2017	30,085
628,849	2017/2018	26,012
652,933	2018/2019	24,084
675,374	2019/2020	22,441
690,657	2020/2021	15,283

Source: California Department of Education

<https://dq.cde.ca.gov/dataquest/dqcensus/EnrCharterYears.aspx?cds=00&agglevel=state&year=2020-21&ro=y&ro=y&ro=y&ro=y>

### CA Births by Year

# of births by residents	Year	Change
494,392	2013	
502,973	2014	8,581
491,789	2015	-11,184
488,925	2016	-2,864
471,806	2017	-17,119
454,239	2018	-17,567
446,539	2019	-7,700
420,758	2020	-25,781

Source: California Department of Public Health

<https://data.chhs.ca.gov/dataset/test-cdph-statewide-live-birth-profiles>

## ATTACHMENT C

### Multi-Year Eligibility Projection Scenarios

#### School District A

This is an example of a school district wherein 2020/2021 appears to be part of a longer trend of decline caused by various factors other than just the COVID-19 pandemic. The 2021/2022 projection utilized a weighting method similar to the weighting method used in the actual update submitted in 2020/2021.

#### 2019/2020

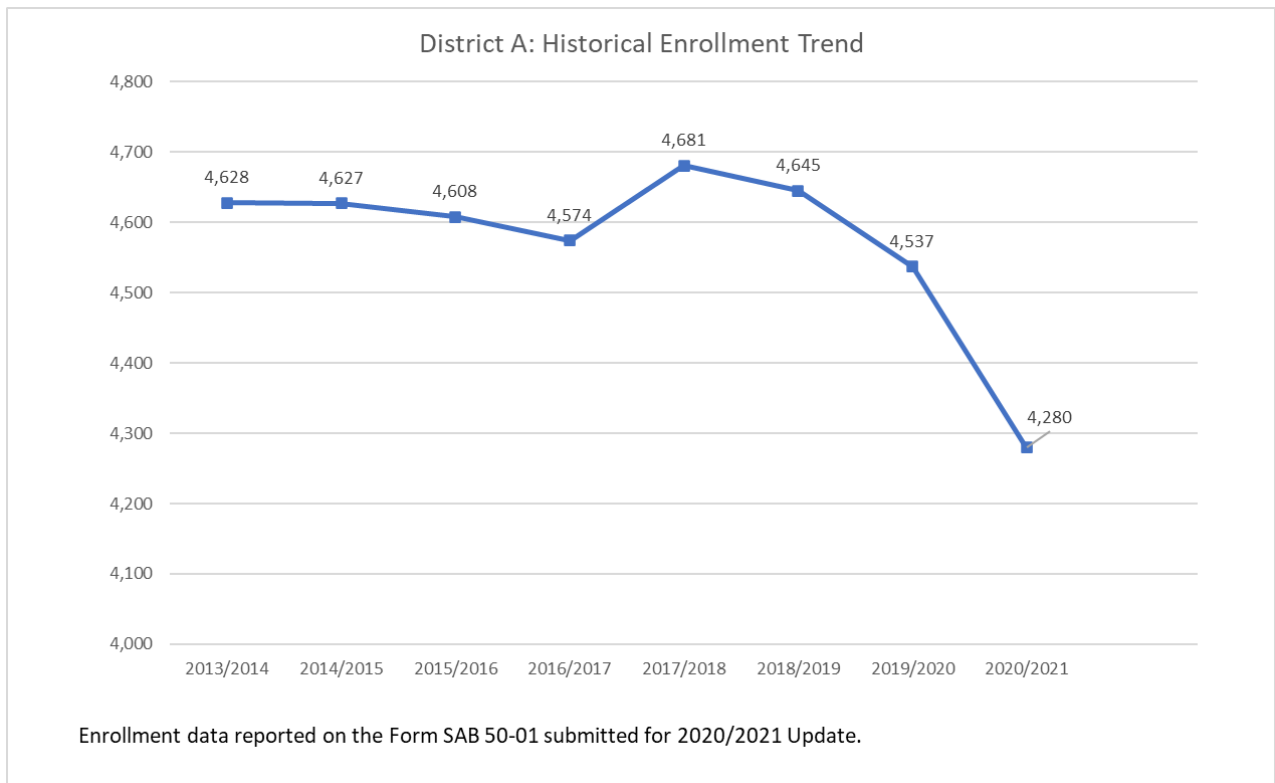
K-6	7-8	9-12	NS	S
-757	24	0	-19	-21

#### 2020/2021

K-6	7-8	9-12	NS	S
-2175	-115	0	-33	-21

#### 2021/2022

K-6	7-8	9-12	NS	S
-1668	-56	0	-41	-8





## ATTACHMENT C

### Multi-Year Eligibility Projection Scenarios

#### School District B

This is an example of a school district wherein 2020/21 appears to be an atypical dip in enrollment. The 2021/2022 projection assumes that all 2019/2020 pupils lost in 2020/2021 return in 2021/2022. The 2021/2022 projection utilized the same enrollment projection method used in the actual update submitted in 2020/2021.

#### 2019/2020 (Actual Available Eligibility)

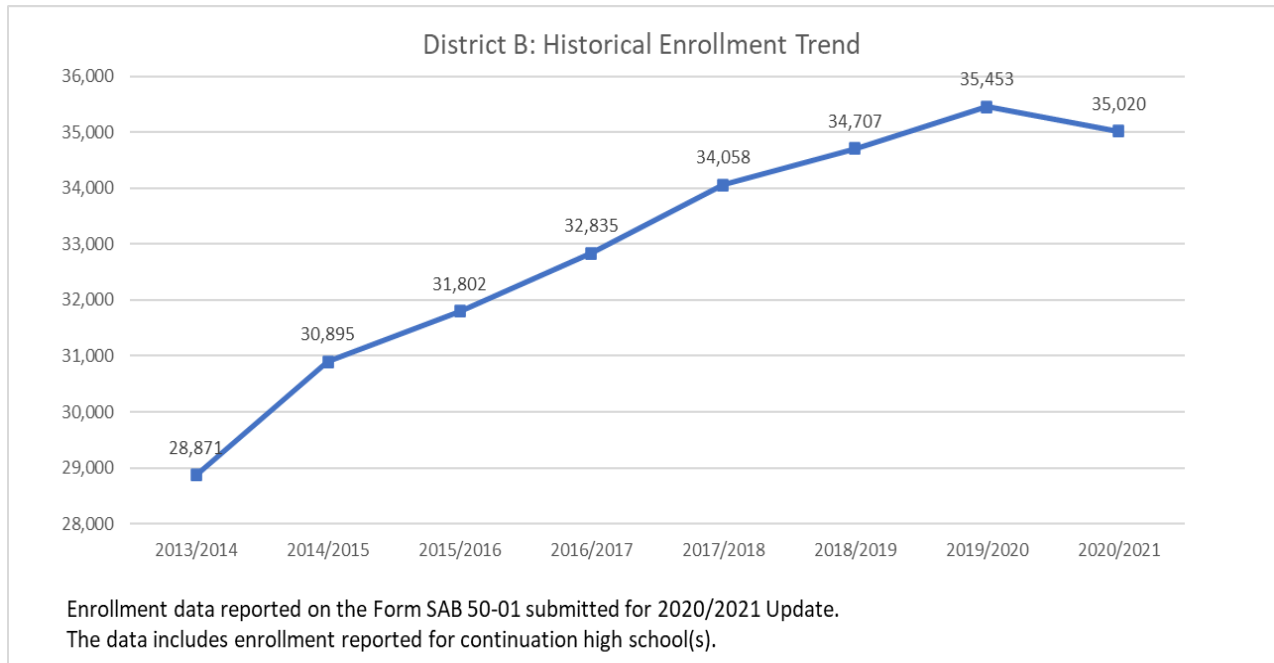
K-6	7-8	9-12	NS	S
6126	1548	252	-349	236

#### 2020/2021 (Actual Available Eligibility after funding 9 applications and the 2020/2021 eligibility adjustment)

K-6	7-8	9-12	NS	S
1614	36	-1232	-384	166

#### 2021/2022 (Estimated Projected Eligibility using 2019/2020 for 2021/2022)

K-6	7-8	9-12	NS	S
2078	223	-1137	-388	175



**TENTATIVE WORKLOAD**

September 2021

**ACTION ITEMS**

School Facility Program Regulatory Amendments – School Facility Program Funding

**REPORTS, DISCUSSION and INFORMATION ITEMS**

Standard Information Items

**FINANCIAL REPORTS**

Status of Fund Releases

Status of Funds

---

**TENTATIVE WORKLOAD**

October 2021

**ACTION ITEMS**

Priority Funding Apportionments

**REPORTS, DISCUSSION and INFORMATION ITEMS**

Standard Information Items

**FINANCIAL REPORTS**

Status of Fund Releases

Status of Funds

---

**TENTATIVE WORKLOAD**

November/December 2021

**ACTION ITEMS**

California Preschool, Transitional Kindergarten and Full-Day Kindergarten Facilities Grant Program  
Proposed Regulatory Amendments

**REPORTS, DISCUSSION and INFORMATION ITEMS**

Standard Information Items

**FINANCIAL REPORTS**

Status of Fund Releases

Status of Funds

# APPEALS

Received as of July 31, 2021

<u>Appeal Received Date</u>	<u>District/County</u>	<u>Tentative SAB Date*</u>	<u>Description</u>
10/17/2017	San Bernardino City USD/San Bernardino	TBD	District requests OPSC to accept \$870,618 in expenditures for three SFP modernization projects.
5/11/2018	Lennox SD/Los Angeles	TBD	District requests that site acquisition funds of \$5,266,001.13 be considered savings as this is an Overcrowded Relief Grant Project.
11/17/2020	Eastside Union SD/Los Angeles	TBD	District requests to retain savings plus interest from a Financial Hardship new construction project.
12/18/2020	Santa Cruz County Office of Education/Santa Cruz	12/2021	County Office of Education disagrees with audit findings that the cost associated with construction insurance is an ineligible expenditure.
3/23/2021	San Marcos USD/San Diego	TBD	District requests to fund a new construction application based on the 2019-2020 enrollment year.
3/31/2021	San Jacinto USD/Riverside	TBD	District requests a change in scope approval for a new construction project. The change involves constructing a two-story modular building instead of constructing a permanent building.
5/12/2021	Los Angeles USD/Los Angeles	TBD	District requests equipment substitutions for an SAB-approved Career Technical Education Facilities Program funding application.
5/19/2021	Vista Del Mar Union SD/Santa Barbara	9/2021	District requests expedited apportionment outside of the priority funding process for a Facility Hardship rehabilitation project.
6/7/2021	Porterville Unified SD/Tulare	9/2021	District requests equipment substitutions for an SAB-approved Career Technical Education Facilities Program funding application.
6/8/2021	Mountain Valley Unified/Trinity	9/2021	District requests expedited apportionment outside of the priority funding process for a Facility Hardship rehabilitation project.
6/8/2021	Long Beach Unified/Los Angeles	10/2021	District requests reinstatement of a Career Technical Education Facilities Program funding application and the approval of an extension request to submit necessary documentation.

<u>Appeal Received Date</u>	<u>District/County</u>	<u>Tentative SAB Date*</u>	<u>Description</u>
<b>6/29/2021</b>	Merced County Office of Education/Merced	TBD	District requests to retain savings plus interest from a Financial Hardship new construction project.
<b>7/22/2021</b>	San Bernardino City USD/San Bernardino	TBD	District requests to change the scope of work submitted for a Modernization project.
<b>7/27/2021</b>	Sequoia Union High SD/San Mateo	TBD	District requests to fund a new construction application based on the 2021-2022 enrollment year.

\*Please note: Tentative SAB Date is not a guaranteed meeting date and may be subject to change.

## STATE ALLOCATION BOARD MEETING DATES

The State Allocation Board (SAB) meeting dates for the 2021 calendar year are as follows:

<b>Board Date</b>	<b>Type of Meeting</b>
September 22, 2021*	Monthly (Consent/Appeals/Action)
October 27, 2021*	Monthly (Consent/Appeals/Action)
December 2021*	Monthly (Consent/Appeals/Action)

\*The projected dates and time will be determined upon the discussion with the Vice-Chair and Chair based on workload.

The SAB meets in different rooms within the State Capitol at 4:00 p.m. when the State Legislature is in session and at 2:00 p.m. when the State Legislature is out on recess. Due to scheduling changes within the Legislature, some of the SAB meetings may be canceled or changed with short notice.

## **INFORMATION ITEM**

### **SCHOOL FACILITY PROGRAM NEW CONSTRUCTION AND MODERNIZATION UNFUNDED LIST (as of June 23, 2021)**

The New Construction and Modernization projects on this list have received an “unfunded” approval by the State Allocation Board (SAB). Note that an “unfunded” approval does not guarantee a future apportionment by the SAB.

Published monthly in the SAB Agenda.

This report is also located on the [OPSC Website](#)

Unfunded Approvals  
as of June 23, 2021 SAB

County	School District	Application Number	Program	Approval	Received Date	SAB Unfunded Approval	Financial Hardship Apportionment	Loan	State Share	Total Apportionment	Cumulative Amount	Submitted Certification Letter May 2021	Grant Agreement Received as of 07/31/2021
SACRAMENTO	SACRAMENTO CITY UNIFIED	58/67439-00-003	Rehabilitation	G	10/12/2020	2/24/2021	0.00	0.00	453,887.00	453,887.00	453,887.00	Yes	Yes
ORANGE	CAPISTRANO UNIFIED	58/66464-00-001	Rehabilitation	G	10/21/2020	2/24/2021	0.00	0.00	182,761.00	182,761.00	636,648.00	Yes	Yes
SANTA CLARA	FREMONT UNION HIGH	58/69468-00-001	Rehabilitation - Seismic	G	10/30/2020	2/24/2021	0.00	0.00	747,094.00	747,094.00	1,383,742.00	Yes	Yes
PLUMAS	PLUMAS UNIFIED	58/66969-00-003	Rehabilitation	G	8/28/2020	3/24/2021	0.00	0.00	2,125,659.00	2,125,659.00	3,509,401.00	Yes	Yes
TULARE	PLEASANT VIEW ELEMENTARY	58/72058-00-001	Rehabilitation	G	2/12/2021	3/24/2021	0.00	0.00	176,176.00	176,176.00	3,685,577.00	Yes	Yes
SACRAMENTO	ELK GROVE UNIFIED	51/67314-00-001	Facility Hardship - Seismic	G	11/15/2020	4/28/2021	0.00	0.00	4,425,399.00	4,425,399.00	8,110,976.00	Yes	No
SAN BERNARDINO	SAN BERNARDINO CITY UNIFIED	51/67876-00-001	Facility Hardship - Seismic	G	12/1/2020	4/28/2021	0.00	0.00	2,861,786.00	2,861,786.00	10,972,762.00	Yes	Yes
BUTTE	CHICO UNIFIED	58/61424-00-002	Rehabilitation	G	12/17/2020	4/28/2021	0.00	0.00	344,664.00	344,664.00	11,317,426.00	Yes	No
BUTTE	CHICO UNIFIED	58/61424-00-003	Rehabilitation	G	12/17/2020	4/28/2021	0.00	0.00	335,469.00	335,469.00	11,652,895.00	Yes	No
BUTTE	CHICO UNIFIED	58/61424-00-004	Rehabilitation	G	12/17/2020	4/28/2021	0.00	0.00	326,685.00	326,685.00	11,979,580.00	Yes	No
BUTTE	CHICO UNIFIED	58/61424-00-005	Rehabilitation	G	12/17/2020	4/28/2021	0.00	0.00	1,114,544.00	1,114,544.00	13,094,124.00	Yes	No
TEHAMA	LASSEN VIEW UNION ELEMENTARY	58/71563-00-001	Rehabilitation	G	1/26/2021	4/28/2021	0.00	0.00	149,854.00	149,854.00	13,243,978.00	Yes	Yes
LOS ANGELES	INGLEWOOD UNIFIED	58/64634-00-001	Rehabilitation	G	2/9/2021	4/28/2021	0.00	0.00	986,757.00	986,757.00	14,230,735.00	Yes	No
PLACER	TAHOE-TRUCKEE UNIFIED	58/66944-00-001	Rehabilitation	G	1/7/2021	5/26/2021	0.00	0.00	553,527.00	553,527.00	14,784,262.00	Yes	Yes
ALAMEDA	ALBANY UNIFIED	51/61127-00-002	Facility Hardship - Seismic	G	1/25/2021	5/26/2021	0.00	0.00	10,001,044.00	10,001,044.00	24,785,306.00	Yes	No
IMPERIAL	SAN PASQUAL VALLEY UNIFIED	51/63214-00-001	Facility Hardship - Seismic	G	3/9/2021	6/23/2021	0.00	0.00	3,413,175.00	3,413,175.00	28,198,481.00	No	No
SUTTER	EAST NICOLAUS JOINT UNION HIGH	58/71373-00-001	Rehabilitation	G	3/23/2021	6/23/2021	0.00	0.00	209,991.00	209,991.00	28,408,472.00	No	No
MONTEREY	GREENFIELD UNION ELEMENTARY	58/66035-00-002	Rehabilitation	G	4/7/2020	7/27/2021	0.00	0.00	91,089.45	91,089.45	28,499,561.45	No	Yes
ALAMEDA	OAKLAND UNIFIED	54/61259-09-010	Charter	D	6/5/2017	1/24/2018	0.00	200,206.10	200,206.10	400,412.20	28,899,973.65	No	No
ALAMEDA	OAKLAND UNIFIED	54/61259-09-011	Charter	D	6/5/2017	1/24/2018	0.00	2,150,284.80	2,150,284.80	4,300,569.60	33,200,543.25	No	No
ALAMEDA	SAN LORENZO UNIFIED	54/61309-00-003	Charter	D	6/5/2017	12/11/2018	0.00	845,455.40	845,455.40	1,690,910.80	34,891,454.05	No	No
SAN BERNARDINO	SAN BERNARDINO CITY UNIFIED	54/67876-00-004	Charter	D	6/5/2017	1/22/2019	0.00	229,399.00	229,399.00	458,798.00	35,350,252.05	No	No
SACRAMENTO	SACRAMENTO CITY UNIFIED	54/67439-00-008	Charter	S	6/5/2017	5/2/2019	0.00	212,228.00	212,228.00	424,456.00	35,774,708.05	No	Yes
SANTA CLARA	EAST SIDE UNION HIGH	54/69427-00-005	Charter	D	6/5/2017	7/23/2019	0.00	1,552,568.80	1,552,568.80	3,105,137.60	38,879,845.65	No	Yes
SANTA CLARA	EAST SIDE UNION HIGH	54/69427-00-006	Charter	D	6/5/2017	7/23/2019	0.00	27,429.70	27,429.70	54,859.40	38,934,705.05	No	Yes
LOS ANGELES	LOS ANGELES UNIFIED	54/64733-00-102	Charter	S	6/1/2017	3/23/2020	0.00	7,441,670.00	7,441,670.00	14,883,340.00	53,818,045.05	No	No
ALAMEDA	CASTRO VALLEY UNIFIED	55/61150-00-002	Career Tech New Construction	G	10/29/2018	9/30/2020	0.00	0.00	1,753,121.00	1,753,121.00	55,571,166.05	Yes	No
PLACER	ROCKLIN UNIFIED	59/75085-00-006	Career Tech Rehabilitation	G	2/18/2020	9/30/2020	0.00	0.00	1,500,000.00	1,500,000.00	57,071,166.05	Yes	No
LOS ANGELES	EL MONTE UNION HIGH	59/64519-00-008	Career Tech Rehabilitation	G	3/26/2020	9/30/2020	0.00	0.00	1,402,674.00	1,402,674.00	58,473,840.05	Yes	No
ORANGE	SANTA ANA UNIFIED	59/66670-00-008	Career Tech Rehabilitation	G	3/31/2020	9/30/2020	0.00	0.00	1,500,000.00	1,500,000.00	59,973,840.05	Yes	No
KERN	KERN HIGH	55/63529-00-020	Career Tech New Construction	G	4/1/2020	9/30/2020	0.00	0.00	2,080,999.00	2,080,999.00	62,054,839.05	Yes	No
RIVERSIDE	MORENO VALLEY UNIFIED	55/67124-00-005	Career Tech New Construction	G	4/3/2020	9/30/2020	0.00	0.00	2,800,000.00	2,800,000.00	64,854,839.05	Yes	No
RIVERSIDE	MORENO VALLEY UNIFIED	55/67124-00-006	Career Tech New Construction	G	4/3/2020	9/30/2020	0.00	0.00	2,957,959.00	2,957,959.00	67,812,798.05	Yes	No
RIVERSIDE	RIVERSIDE UNIFIED	55/67215-00-002	Career Tech New Construction	G	4/3/2020	9/30/2020	0.00	0.00	3,000,000.00	3,000,000.00	70,812,798.05	Yes	No
SAN MATEO	SEQUOIA UNION HIGH	59/69062-00-002	Career Tech Rehabilitation	G	4/15/2020	9/30/2020	0.00	0.00	1,500,000.00	1,500,000.00	72,312,798.05	Yes	No
YUBA	WHEATLAND UNION HIGH	55/72769-00-002	Career Tech New Construction	G	6/4/2020	9/30/2020	0.00	2,065,940.00	3,000,000.00	5,065,940.00	77,378,738.05	Yes	No
NAPA	NAPA VALLEY UNIFIED	55/66266-00-007	Career Tech New Construction	G	6/23/2020	9/30/2020	0.00	0.00	3,000,000.00	3,000,000.00	80,378,738.05	Yes	No
NAPA	NAPA VALLEY UNIFIED	55/66266-00-008	Career Tech New Construction	G	6/23/2020	9/30/2020	0.00	0.00	1,849,613.00	1,849,613.00	82,228,351.05	Yes	No
LOS ANGELES	WISEBURN UNIFIED	55/76869-00-005	Career Tech New Construction	G	6/24/2020	9/30/2020	0.00	0.00	1,193,841.00	1,193,841.00	83,422,192.05	Yes	No
SANTA BARBARA	SANTA MARIA JOINT UNION HIGH	59/69310-00-005	Career Tech Rehabilitation	G	6/29/2020	9/30/2020	0.00	0.00	741,661.00	741,661.00	84,163,853.05	Yes	No
SANTA BARBARA	SANTA MARIA JOINT UNION HIGH	59/69310-00-006	Career Tech Rehabilitation	G	6/29/2020	9/30/2020	0.00	0.00	1,500,000.00	1,500,000.00	85,663,853.05	Yes	No
SANTA BARBARA	SANTA MARIA JOINT UNION HIGH	59/69310-00-007	Career Tech Rehabilitation	G	6/29/2020	9/30/2020	0.00	0.00	1,293,265.00	1,293,265.00	86,957,118.05	Yes	No
SANTA BARBARA	SANTA MARIA JOINT UNION HIGH	59/69310-00-008	Career Tech Rehabilitation	G	6/29/2020	9/30/2020	0.00	0.00	1,387,276.00	1,387,276.00	88,344,394.05	Yes	No
PLACER	ROCKLIN UNIFIED	59/75085-00-007	Career Tech Rehabilitation	G	6/30/2020	9/30/2020	0.00	0.00	1,474,836.00	1,474,836.00	89,819,230.05	Yes	No
ALAMEDA	OAKLAND UNIFIED	54/61259-00-010	Charter	D	6/5/2017	12/9/2020	0.00	1,136,442.50	1,136,442.50	2,272,885.00	92,092,115.05	No	No
ALAMEDA	OAKLAND UNIFIED	54/61259-12-005	Charter	D	5/26/2017	1/26/2021	0.00	185,933.00	185,933.00	371,866.00	92,463,981.05	Yes	No
ALAMEDA	OAKLAND UNIFIED	54/61259-12-006	Charter	D	5/26/2017	1/26/2021	0.00	189,067.00	189,067.00	378,134.00	92,842,115.05	Yes	No
LOS ANGELES	LOS ANGELES UNIFIED	57/64733-00-632	Modernization	G	9/13/2017	2/24/2021	0.00	0.00	5,892,244.00	5,892,244.00	98,734,359.05	Yes	No
RIVERSIDE	ROMOLAND ELEMENTARY	57/67231-00-002	Modernization	G	11/14/2017	2/24/2021	0.00	0.00	3,013,867.00	3,013,867.00	101,748,226.05	Yes	No
TULARE	VISALIA UNIFIED	57/72256-00-022	Modernization	G	11/16/2017	2/24/2021	0.00	0.00	4,646,499.00	4,646,499.00	106,394,725.05	Yes	No
SACRAMENTO	ELK GROVE UNIFIED	57/67314-00-021	Modernization	G	11/27/2017	2/24/2021	0.00	0.00	3,970,631.00	3,970,631.00	110,365,356.05	Yes	Yes
SACRAMENTO	ELK GROVE UNIFIED	57/67314-00-020	Modernization	G	11/28/2017	2/24/2021	0.00	0.00	1,336,499.00	1,336,499.00	111,701,855.05	Yes	Yes
SAN JOAQUIN	LAMMERSVILLE JOINT UNIFIED	50/76760-00-008	New Construction	G	11/29/2017	2/24/2021	0.00	0.00	1,867,320.00	1,867,320.00	113,569,175.05	Yes	Yes
RIVERSIDE	SAN JACINTO UNIFIED	57/67249-00-008	Modernization	G	11/29/2017	2/24/2021	0.00	0.00	1,872,903.00	1,872,903.00	115,442,078.05	Yes	No
RIVERSIDE	CORONA-NORCO UNIFIED	57/67033-00-017	Modernization	G	11/30/2017	2/24/2021	0.00	0.00	1,748,850.00	1,748,850.00	117,190,928.05	Yes	No
ORANGE	FULLERTON JOINT UNION HIGH	57/66514-00-018	Modernization	G	12/1/2017	2/24/2021	0.00	0.00	1,278,746.00	1,278,746.00	118,469,674.05	Yes	Yes
SHASTA	MILLVILLE ELEMENTARY	50/70052-00-002	New Construction	G	12/4/2017	2/24/2021	0.00	0.00	511,118.00	511,118.00	118,980,792.05	Yes	No
SHASTA	MILLVILLE ELEMENTARY	50/70052-00-002	New Construction	G	4/27/2021	5/26/2021	511,118.00	0.00	0.00	511,118.00	119,491,910.05	Yes	No
SHASTA	MILLVILLE ELEMENTARY	57/70052-00-003	Modernization	G	12/4/2017	2/24/2021	505,199.00	0.00	817,992.00	1,323,191.00	120,815,101.05	Yes	No
LOS ANGELES	LOS ANGELES UNIFIED	57/64733-00-639	Modernization	G	12/5/2017	2/24/2021	0.00	0.00	3,944,206.00	3,944,206.00	124,759,307.05	Yes	No
SAN BENITO	HOLLISTER ELEMENTARY	50/67470-00-004	New Construction	G	12/7/2017	2/24/2021	0.00	0.00	5,213,674.00	5,213,674.00	129,972,981.05	Yes	No
ORANGE	BUENA PARK ELEMENTARY	57/66456-00-008	Modernization	G	12/7/2017	2/24/2021	0.00	0.00	2,675,862.00	2,675,862.00	132,648,843.05	Yes	No
ORANGE	BUENA PARK ELEMENTARY	57/66456-00-009	Modernization	G	12/7/2017	2/24/2021	0.00	0.00	1,595,502.00	1,595,502.00	134,244,345.05	Yes	No
ORANGE	BUENA PARK ELEMENTARY	57/66456-00-010	Modernization	G	12/7/2017	2/24/2021	0.00	0.00	2,274,811.00	2,274,811.00	136,519,156.05	Yes	No
ORANGE	BUENA PARK ELEMENTARY	57/66456-00-011	Modernization	G	12/7/2017	2/24/2021	0.00	0.00	1,044,415.00	1,044,415.00	137,563,571.05	Yes	No
ORANGE	BUENA PARK ELEMENTARY	57/66456-00-012	Modernization	G	12/7/2017	2/24/2021	0.00	0.00	810,699.00	810,699.00	138,374,270.05	Yes	No
ORANGE	CENTRALIA ELEMENTARY	57/66472-00-010	Modernization	G	12/7/2017	2/24/2021	0.00	0.00	1,609,478.00	1,609,478.00	139,983,748.05	Yes	No
SAN BERNARDINO	SAN BERNARDINO CITY UNIFIED	57/67876-00-106	Modernization	G	12/7/2017	2/24/2021	0.00	0.00	564,401.00	564,401.00	140,548,149.05	Yes	Yes
SAN DIEGO	SAN YSIDRO ELEMENTARY	57/68379-00-002	Modernization	G	12/7/2017	2/24/2021	0.00	0.00	3,535,598.00	3,535,598.00	144,083,747.05	Yes	No
SAN DIEGO	SAN YSIDRO ELEMENTARY	57/68379-00-003	Modernization	G	12/7/2017	2/24/2021	0.00	0.00	2,712,646.00	2,712,646.00	146,796,393.05	Yes	No
SANTA BARBARA	SANTA YNEZ VALLEY UNION HIGH	57/69328-00-001	Modernization	G	12/7/2017	2/24/2021	0.00	0.00	2,116,404.00	2,116,404.00	148,912,797.05	Yes	Yes
KERN	WASCO UNION ELEMENTARY	50/63842-00-004	New Construction	G	12/11/2017	2/24/2021	0.00	0.00	1,237,907.00	1,237,907.00	150,150,704.05	Yes	Yes



Unfunded Approvals  
as of June 23, 2021 SAB

County	School District	Application Number	Program	Approval	Received Date	SAB Unfunded Approval	Financial Hardship Apportionment	Loan	State Share	Total Apportionment	Cumulative Amount	Submitted Certification Letter May 2021	Grant Agreement Received as of 07/31/2021
STANISLAUS	CERES UNIFIED	50/71043-00-034	New Construction	G	12/14/2017	2/24/2021	0.00	0.00	2,184,128.00	2,184,128.00	152,334,832.05	Yes	No
ORANGE	BUENA PARK ELEMENTARY	57/66456-00-013	Modernization	G	12/15/2017	2/24/2021	0.00	0.00	1,110,159.00	1,110,159.00	153,444,991.05	Yes	No
ORANGE	BUENA PARK ELEMENTARY	57/66456-00-014	Modernization	G	12/15/2017	2/24/2021	0.00	0.00	1,374,906.00	1,374,906.00	154,819,897.05	Yes	No
TRINITY	TRINITY ALPS UNIFIED	57/76513-00-001	Modernization	G	12/15/2017	2/24/2021	0.00	0.00	2,319,401.00	2,319,401.00	157,139,298.05	Yes	Yes
LOS ANGELES	DOWNEY UNIFIED	57/64451-00-031	Modernization	G	12/18/2017	2/24/2021	0.00	0.00	2,256,924.00	2,256,924.00	159,396,222.05	Yes	No
RIVERSIDE	BEAUMONT UNIFIED	50/66993-00-019	New Construction	G	12/19/2017	2/24/2021	0.00	0.00	16,102,827.00	16,102,827.00	175,499,049.05	Yes	Yes
FRESNO	KERMAN UNIFIED	50/73999-00-009	New Construction	G	12/19/2017	2/24/2021	0.00	0.00	8,305,885.00	8,305,885.00	183,804,934.05	Yes	No
SAN DIEGO	DEL MAR UNION	57/68056-00-004	Modernization	G	12/22/2017	2/24/2021	0.00	0.00	262,577.00	262,577.00	184,067,511.05	Yes	No
ORANGE	IRVINE UNIFIED	50/73650-00-034	New Construction	G	12/26/2017	2/24/2021	0.00	0.00	727,603.00	727,603.00	184,795,114.05	Yes	No
LOS ANGELES	LOWELL JOINT ELEMENTARY	57/64766-00-001	Modernization	G	12/26/2017	2/24/2021	0.00	0.00	3,404,552.00	3,404,552.00	188,199,666.05	Yes	Yes
ORANGE	IRVINE UNIFIED	57/73650-00-024	Modernization	G	12/26/2017	2/24/2021	0.00	0.00	896,562.00	896,562.00	189,096,228.05	Yes	No
ALAMEDA	HAYWARD UNIFIED	57/61192-00-003	Modernization	G	12/28/2017	2/24/2021	0.00	0.00	10,697,991.00	10,697,991.00	199,794,219.05	Yes	No
ALAMEDA	HAYWARD UNIFIED	57/61192-00-005	Modernization	G	12/28/2017	2/24/2021	0.00	0.00	11,418,339.00	11,418,339.00	211,212,558.05	Yes	No
FRESNO	CLOVIS UNIFIED	57/62117-00-056	Modernization	G	1/2/2018	2/24/2021	0.00	0.00	10,099,786.00	10,099,786.00	221,312,344.05	Yes	No
ORANGE	CYPRESS ELEMENTARY	57/66480-00-006	Modernization	G	1/2/2018	2/24/2021	0.00	0.00	1,078,807.00	1,078,807.00	222,391,151.05	Yes	No
ALAMEDA	FREMONT UNIFIED	50/61176-09-002	New Construction	G	1/4/2018	2/24/2021	0.00	0.00	9,666,787.00	9,666,787.00	232,057,938.05	Yes	Yes
MERCED	MERCED CITY ELEMENTARY	50/65771-00-023	New Construction	G	1/4/2018	2/24/2021	0.00	0.00	917,210.00	917,210.00	232,975,148.05	Yes	No
SACRAMENTO	ELK GROVE UNIFIED	57/67314-00-022	Modernization	G	1/4/2018	2/24/2021	0.00	0.00	1,714,435.00	1,714,435.00	234,689,583.05	Yes	Yes
RIVERSIDE	JURUPA UNIFIED	57/67090-00-014	Modernization	G	1/8/2018	2/24/2021	0.00	0.00	5,386,382.00	5,386,382.00	240,075,965.05	Yes	Yes
RIVERSIDE	MENIFEE UNION ELEMENTARY	50/67116-00-015	New Construction	G	1/10/2018	2/24/2021	0.00	0.00	16,026,910.00	16,026,910.00	256,102,875.05	Yes	Yes
LOS ANGELES	REDONDO BEACH UNIFIED	50/75341-00-001	New Construction	G	1/16/2018	2/24/2021	0.00	0.00	2,479,159.00	2,479,159.00	258,582,034.05	Yes	Yes
LOS ANGELES	WILLIAM S. HART UNION HIGH	57/65136-00-010	Modernization	G	1/16/2018	2/24/2021	0.00	0.00	1,576,216.00	1,576,216.00	260,158,250.05	Yes	No
LOS ANGELES	ALHAMBRA UNIFIED	57/75713-00-028	Modernization	G	1/16/2018	2/24/2021	0.00	0.00	3,207,823.00	3,207,823.00	263,366,073.05	Yes	No
LOS ANGELES	ALHAMBRA UNIFIED	57/75713-00-029	Modernization	G	1/16/2018	2/24/2021	0.00	0.00	1,867,011.00	1,867,011.00	265,233,084.05	Yes	No
TULARE	MONSON-SULTANA JOINT UNION ELEMENTARY	50/72009-00-002	New Construction	D	1/22/2018	2/24/2021	169,867.00	0.00	207,099.00	376,966.00	265,610,050.05	Yes	No
TULARE	MONSON-SULTANA JOINT UNION ELEMENTARY	57/72009-00-002	Modernization	D	1/22/2018	2/24/2021	31,358.00	0.00	118,437.00	149,795.00	265,759,845.05	Yes	No
SACRAMENTO	ELK GROVE UNIFIED	57/67314-00-023	Modernization	G	1/24/2018	2/24/2021	0.00	0.00	1,691,212.00	1,691,212.00	267,451,057.05	Yes	No
SOLANO	FAIRFIELD-SUISUN UNIFIED	50/70540-00-027	New Construction	G	1/25/2018	2/24/2021	0.00	0.00	5,533,642.00	5,533,642.00	272,984,699.05	Yes	Yes
ORANGE	IRVINE UNIFIED	50/73650-00-035	New Construction	G	1/25/2018	2/24/2021	0.00	0.00	1,166,945.00	1,166,945.00	274,151,644.05	Yes	No
ORANGE	IRVINE UNIFIED	50/73650-00-036	New Construction	G	1/25/2018	2/24/2021	0.00	0.00	1,671,605.00	1,671,605.00	275,823,249.05	Yes	No
ORANGE	IRVINE UNIFIED	50/73650-00-037	New Construction	G	1/25/2018	2/24/2021	0.00	0.00	919,005.00	919,005.00	276,742,254.05	Yes	No
MERCED	MERCED CITY ELEMENTARY	57/65771-00-015	Modernization	G	1/25/2018	2/24/2021	0.00	0.00	1,881,349.00	1,881,349.00	278,623,603.05	Yes	No
SACRAMENTO	ELK GROVE UNIFIED	57/67314-00-024	Modernization	G	1/25/2018	2/24/2021	0.00	0.00	3,326,004.00	3,326,004.00	281,949,607.05	Yes	Yes
ORANGE	IRVINE UNIFIED	57/73650-00-025	Modernization	G	1/25/2018	2/24/2021	0.00	0.00	4,256,129.00	4,256,129.00	286,205,736.05	Yes	No
ORANGE	IRVINE UNIFIED	57/73650-00-026	Modernization	G	1/25/2018	2/24/2021	0.00	0.00	735,286.00	735,286.00	286,941,022.05	Yes	No
LOS ANGELES	LOS ANGELES UNIFIED	57/64733-00-641	Modernization	G	2/12/2018	2/24/2021	0.00	0.00	1,938,556.00	1,938,556.00	288,879,578.05	Yes	No
LOS ANGELES	LOS ANGELES UNIFIED	57/64733-00-643	Modernization	G	2/12/2018	2/24/2021	0.00	0.00	7,619,318.00	7,619,318.00	296,498,896.05	Yes	Yes
RIVERSIDE	TEMECULA VALLEY UNIFIED	57/75192-00-009	Modernization	G	2/13/2018	2/24/2021	0.00	0.00	5,205,083.00	5,205,083.00	301,703,979.05	Yes	No
MERCED	ATWATER ELEMENTARY	57/65631-00-007	Modernization	G	2/15/2018	2/24/2021	0.00	0.00	4,734,327.00	4,734,327.00	306,438,306.05	Yes	No
MERCED	ATWATER ELEMENTARY	57/65631-00-008	Modernization	G	2/15/2018	2/24/2021	0.00	0.00	495,026.00	495,026.00	306,933,332.05	Yes	No
SAN DIEGO	GROSSMONT UNION HIGH	57/68130-00-027	Modernization	G	2/15/2018	2/24/2021	0.00	0.00	750,812.00	750,812.00	307,684,144.05	Yes	No
SACRAMENTO	TWIN RIVERS UNIFIED	57/76505-00-055	Modernization	G	2/16/2018	2/24/2021	0.00	0.00	480,030.00	480,030.00	308,164,174.05	Yes	No
SANTA BARBARA	SANTA MARIA JOINT UNION HIGH	50/69310-00-007	New Construction	G	12/21/2017	3/24/2021	0.00	0.00	18,400,768.00	18,400,768.00	326,564,942.05	Yes	No
ALAMEDA	HAYWARD UNIFIED	57/61192-00-004	Modernization	G	12/28/2017	3/24/2021	0.00	0.00	3,292,926.00	3,292,926.00	329,857,868.05	Yes	No
CONTRA COSTA	SAN RAMON VALLEY UNIFIED	50/61804-03-001	New Construction	G	1/17/2018	3/24/2021	0.00	0.00	2,102,119.00	2,102,119.00	331,959,987.05	Yes	Yes
CONTRA COSTA	SAN RAMON VALLEY UNIFIED	57/61804-00-032	Modernization	G	1/17/2018	3/24/2021	0.00	0.00	3,531,925.00	3,531,925.00	335,491,912.05	Yes	Yes
LOS ANGELES	LOS ANGELES UNIFIED	57/64733-00-642	Modernization	G	2/12/2018	3/24/2021	0.00	0.00	3,065,990.00	3,065,990.00	338,557,902.05	Yes	No
SAN DIEGO	SAN DIEGO UNIFIED	57/68338-00-230	Modernization	G	2/13/2018	3/24/2021	0.00	0.00	4,832,467.00	4,832,467.00	343,390,369.05	Yes	No
RIVERSIDE	BEAUMONT UNIFIED	50/66993-00-020	New Construction	G	2/20/2018	3/24/2021	0.00	0.00	373,868.00	373,868.00	343,764,237.05	Yes	Yes
LOS ANGELES	LOS ANGELES UNIFIED	57/64733-00-644	Modernization	G	2/20/2018	3/24/2021	0.00	0.00	2,682,934.00	2,682,934.00	346,447,171.05	Yes	No
LOS ANGELES	LOS ANGELES UNIFIED	57/64733-00-648	Modernization	G	2/20/2018	3/24/2021	0.00	0.00	2,297,996.00	2,297,996.00	348,745,167.05	Yes	No
LOS ANGELES	LOS ANGELES UNIFIED	57/64733-28-017	Modernization	G	2/20/2018	3/24/2021	0.00	0.00	536,048.00	536,048.00	349,281,215.05	Yes	No
LOS ANGELES	LOS ANGELES UNIFIED	57/64733-32-023	Modernization	G	2/20/2018	3/24/2021	0.00	0.00	1,029,883.00	1,029,883.00	350,311,098.05	Yes	No
LOS ANGELES	LOS ANGELES UNIFIED	57/64733-32-025	Modernization	G	2/20/2018	3/24/2021	0.00	0.00	1,385,162.00	1,385,162.00	351,696,260.05	Yes	No
SACRAMENTO	TWIN RIVERS UNIFIED	57/76505-00-057	Modernization	G	2/20/2018	3/24/2021	0.00	0.00	1,593,283.00	1,593,283.00	353,289,543.05	Yes	No
LOS ANGELES	LOS ANGELES UNIFIED	57/64733-00-651	Modernization	G	2/27/2018	3/24/2021	0.00	0.00	2,334,683.00	2,334,683.00	355,624,226.05	Yes	No
CONTRA COSTA	SAN RAMON VALLEY UNIFIED	57/61804-00-033	Modernization	G	3/1/2018	3/24/2021	0.00	0.00	1,004,492.00	1,004,492.00	356,628,718.05	Yes	Yes
ORANGE	IRVINE UNIFIED	50/73650-00-038	New Construction	G	3/2/2018	3/24/2021	0.00	0.00	833,174.00	833,174.00	357,461,892.05	Yes	No
ORANGE	IRVINE UNIFIED	50/73650-00-039	New Construction	G	3/2/2018	3/24/2021	0.00	0.00	2,249,063.00	2,249,063.00	359,710,955.05	Yes	No
ORANGE	IRVINE UNIFIED	57/73650-00-027	Modernization	G	3/2/2018	3/24/2021	0.00	0.00	757,980.00	757,980.00	360,468,935.05	Yes	No
LOS ANGELES	LOS ANGELES UNIFIED	57/64733-00-653	Modernization	G	3/7/2018	3/24/2021	0.00	0.00	3,104,423.00	3,104,423.00	363,573,358.05	Yes	No
LOS ANGELES	LOS ANGELES UNIFIED	57/64733-00-655	Modernization	G	3/7/2018	3/24/2021	0.00	0.00	656,501.00	656,501.00	364,229,859.05	Yes	No
LOS ANGELES	LOS ANGELES UNIFIED	57/64733-00-659	Modernization	G	3/7/2018	3/24/2021	0.00	0.00	1,184,931.00	1,184,931.00	365,414,790.05	Yes	No
LOS ANGELES	LOS ANGELES UNIFIED	57/64733-12-010	Modernization	G	3/7/2018	3/24/2021	0.00	0.00	2,014,072.00	2,014,072.00	367,428,862.05	Yes	Yes
LOS ANGELES	LOS ANGELES UNIFIED	57/64733-54-026	Modernization	G	3/7/2018	3/24/2021	0.00	0.00	583,046.00	583,046.00	368,011,908.05	Yes	No
KERN	DELANO UNION ELEMENTARY	57/63404-00-003	Modernization	G	3/13/2018	3/24/2021	1,229,041.00	0.00	3,755,630.00	4,984,671.00	372,996,579.05	No	No
TULARE	DINUBA UNIFIED	57/75531-00-011	Modernization	G	3/13/2018	3/24/2021	1,071,490.00	0.00	1,607,235.00	2,678,725.00	375,675,304.05	Yes	No
LOS ANGELES	LOS ANGELES UNIFIED	57/64733-00-661	Modernization	G	3/14/2018	3/24/2021	0.00	0.00	710,131.00	710,131.00	376,385,435.05	Yes	No
LOS ANGELES	LOS ANGELES UNIFIED	57/64733-00-662	Modernization	G	3/14/2018	3/24/2021	0.00	0.00	809,753.00	809,753.00	377,195,188.05	Yes	No
LOS ANGELES	LOS ANGELES UNIFIED	57/64733-00-663	Modernization	G	3/14/2018	3/24/2021	0.00	0.00	6,550,460.00	6,550,460.00	383,745,648.05	Yes	No
LOS ANGELES	LOS ANGELES UNIFIED	57/64733-00-664	Modernization	G	3/14/2018	3/24/2021	0.00	0.00	1,719,956.00	1,719,956.00	385,465,604.05	Yes	No
LOS ANGELES	LOS ANGELES UNIFIED	57/64733-00-665	Modernization	G	3/14/2018	3/24/2021	0.00	0.00	2,275,827.00	2,275,827.00	387,741,431.05	Yes	No



Unfunded Approvals  
as of June 23, 2021 SAB

County	School District	Application Number	Program	Approval	Received Date	SAB Unfunded Approval	Financial Hardship Apportionment	Loan	State Share	Total Apportionment	Cumulative Amount	Submitted Certification Letter May 2021	Grant Agreement Received as of 07/31/2021
LOS ANGELES	LOS ANGELES UNIFIED	57/64733-16-012	Modernization	G	3/14/2018	3/24/2021	0.00	0.00	1,169,175.00	1,169,175.00	388,910,606.05	Yes	No
LOS ANGELES	LOS ANGELES UNIFIED	57/64733-74-002	Modernization	G	3/14/2018	3/24/2021	0.00	0.00	743,565.00	743,565.00	389,654,171.05	Yes	No
TEHAMA	GERBER UNION ELEMENTARY	57/71548-00-002	Modernization	D	3/15/2018	3/24/2021	0.00	0.00	115,669.00	115,669.00	389,769,840.05	Yes	Yes
SACRAMENTO	TWIN RIVERS UNIFIED	57/76505-00-058	Modernization	G	3/15/2018	3/24/2021	0.00	0.00	1,227,772.00	1,227,772.00	390,997,612.05	Yes	No
LOS ANGELES	SAN MARINO UNIFIED	57/64964-00-008	Modernization	G	12/20/2017	4/28/2021	0.00	0.00	2,620,940.00	2,620,940.00	393,618,552.05	Yes	No
VENTURA	RIO ELEMENTARY	50/72561-00-006	New Construction	G	1/12/2018	4/28/2021	0.00	0.00	12,731,564.00	12,731,564.00	406,350,116.05	Yes	Yes
SAN DIEGO	ESCONDIDO UNION ELEMENTARY	50/68098-00-009	New Construction	G	1/23/2018	4/28/2021	0.00	0.00	2,915,005.00	2,915,005.00	409,265,121.05	Yes	No
SACRAMENTO	TWIN RIVERS UNIFIED	57/76505-00-056	Modernization	G	2/16/2018	4/28/2021	0.00	0.00	1,247,973.00	1,247,973.00	410,513,094.05	Yes	No
LOS ANGELES	LOS ANGELES UNIFIED	57/64733-00-647	Modernization	G	2/20/2018	4/28/2021	0.00	0.00	1,520,304.00	1,520,304.00	412,033,398.05	Yes	No
LOS ANGELES	LOS ANGELES UNIFIED	57/64733-08-007	Modernization	G	2/20/2018	4/28/2021	0.00	0.00	1,172,398.00	1,172,398.00	413,205,796.05	Yes	No
SANTA BARBARA	CARPINTERIA UNIFIED	50/69146-00-002	New Construction	G	2/27/2018	4/28/2021	0.00	0.00	1,162,567.00	1,162,567.00	414,368,363.05	Yes	No
SANTA BARBARA	CARPINTERIA UNIFIED	50/69146-00-003	New Construction	G	2/27/2018	4/28/2021	0.00	0.00	1,032,213.00	1,032,213.00	415,400,576.05	Yes	No
LOS ANGELES	LOS ANGELES UNIFIED	57/64733-00-649	Modernization	G	2/27/2018	4/28/2021	0.00	0.00	525,427.00	525,427.00	415,926,003.05	Yes	No
LOS ANGELES	LOS ANGELES UNIFIED	57/64733-00-650	Modernization	G	2/27/2018	4/28/2021	0.00	0.00	1,151,005.00	1,151,005.00	417,077,008.05	Yes	No
RIVERSIDE	CORONA-NORCO UNIFIED	50/67033-04-001	New Construction	G	3/6/2018	4/28/2021	0.00	0.00	3,274,593.00	3,274,593.00	420,351,601.05	Yes	No
LOS ANGELES	LOS ANGELES UNIFIED	57/64733-00-656	Modernization	G	3/7/2018	4/28/2021	0.00	0.00	2,709,283.00	2,709,283.00	423,060,884.05	Yes	No
LOS ANGELES	LOS ANGELES UNIFIED	57/64733-00-657	Modernization	G	3/7/2018	4/28/2021	0.00	0.00	5,890,001.00	5,890,001.00	428,950,885.05	Yes	No
LOS ANGELES	LOS ANGELES UNIFIED	57/64733-37-007	Modernization	G	3/7/2018	4/28/2021	0.00	0.00	348,414.00	348,414.00	429,299,299.05	Yes	No
LOS ANGELES	LOS ANGELES UNIFIED	57/64733-37-007	Modernization	G	5/6/2021	6/23/2021	0.00	0.00	26,801.00	26,801.00	429,326,100.05	No	No
LOS ANGELES	LOS ANGELES UNIFIED	57/64733-00-660	Modernization	G	3/14/2018	4/28/2021	0.00	0.00	529,200.00	529,200.00	429,855,300.05	Yes	No
LOS ANGELES	LOS ANGELES UNIFIED	57/64733-27-010	Modernization	G	3/14/2018	4/28/2021	0.00	0.00	4,192,878.00	4,192,878.00	434,048,178.05	Yes	No
LOS ANGELES	LOS ANGELES UNIFIED	57/64733-41-007	Modernization	G	3/14/2018	4/28/2021	0.00	0.00	4,267,296.00	4,267,296.00	438,315,474.05	Yes	No
SAN BERNARDINO	SNOWLINE JOINT UNIFIED	50/73957-00-016	New Construction	D	3/19/2018	4/28/2021	1,220,377.00	0.00	1,303,210.00	2,523,587.00	440,839,061.05	Yes	No
RIVERSIDE	TEMECULA VALLEY UNIFIED	57/75192-00-010	Modernization	G	3/20/2018	4/28/2021	0.00	0.00	1,660,178.00	1,660,178.00	442,499,239.05	Yes	No
RIVERSIDE	TEMECULA VALLEY UNIFIED	57/75192-00-011	Modernization	G	3/20/2018	4/28/2021	0.00	0.00	3,071,381.00	3,071,381.00	445,570,620.05	Yes	No
RIVERSIDE	TEMECULA VALLEY UNIFIED	57/75192-00-012	Modernization	G	3/20/2018	4/28/2021	0.00	0.00	1,660,178.00	1,660,178.00	447,230,798.05	Yes	No
LOS ANGELES	LOS ANGELES UNIFIED	57/64733-00-667	Modernization	G	3/21/2018	4/28/2021	0.00	0.00	789,663.00	789,663.00	448,020,461.05	Yes	No
LOS ANGELES	LOS ANGELES UNIFIED	57/64733-00-668	Modernization	G	3/21/2018	4/28/2021	0.00	0.00	960,816.00	960,816.00	448,981,277.05	Yes	No
LOS ANGELES	LOS ANGELES UNIFIED	57/64733-00-669	Modernization	G	3/21/2018	4/28/2021	0.00	0.00	788,437.00	788,437.00	449,769,714.05	Yes	No
LOS ANGELES	LOS ANGELES UNIFIED	57/64733-11-014	Modernization	G	3/21/2018	4/28/2021	0.00	0.00	615,668.00	615,668.00	450,385,382.05	Yes	No
LOS ANGELES	LOS ANGELES UNIFIED	57/64733-14-005	Modernization	G	3/21/2018	4/28/2021	0.00	0.00	2,152,133.00	2,152,133.00	452,537,515.05	Yes	No
SONOMA	WAUGH ELEMENTARY	57/70995-00-001	Modernization	G	3/22/2018	4/28/2021	0.00	0.00	1,127,932.00	1,127,932.00	453,665,447.05	Yes	No
SOLANO	BENICIA UNIFIED	57/70524-00-010	Modernization	G	3/23/2018	4/28/2021	0.00	0.00	791,207.00	791,207.00	454,456,654.05	Yes	No
SOLANO	BENICIA UNIFIED	57/70524-00-011	Modernization	G	3/26/2018	4/28/2021	0.00	0.00	906,706.00	906,706.00	455,363,360.05	Yes	No
SOLANO	BENICIA UNIFIED	57/70524-00-012	Modernization	G	3/26/2018	4/28/2021	0.00	0.00	808,378.00	808,378.00	456,171,738.05	Yes	No
LOS ANGELES	LOS ANGELES UNIFIED	57/64733-44-006	Modernization	G	3/28/2018	4/28/2021	0.00	0.00	1,180,465.00	1,180,465.00	457,352,203.05	Yes	No
TULARE	CUTLER-OROSI JOINT UNIFIED	57/71860-00-010	Modernization	G	3/28/2018	4/28/2021	0.00	0.00	1,113,596.00	1,113,596.00	458,465,799.05	Yes	No
TULARE	CUTLER-OROSI JOINT UNIFIED	57/71860-00-010	Modernization	G	5/6/2021	5/26/2021	742,397.33	0.00	0.00	742,397.33	459,208,196.38	Yes	No
TULARE	CUTLER-OROSI JOINT UNIFIED	57/71860-00-011	Modernization	G	3/28/2018	4/28/2021	0.00	0.00	3,463,387.00	3,463,387.00	462,671,583.38	Yes	No
TULARE	CUTLER-OROSI JOINT UNIFIED	57/71860-00-011	Modernization	G	5/6/2021	5/26/2021	2,308,924.67	0.00	0.00	2,308,924.67	464,980,508.05	Yes	No
TULARE	CUTLER-OROSI JOINT UNIFIED	57/71860-00-012	Modernization	G	3/28/2018	4/28/2021	0.00	0.00	1,601,884.00	1,601,884.00	466,582,392.05	Yes	No
TULARE	CUTLER-OROSI JOINT UNIFIED	57/71860-00-012	Modernization	G	5/7/2021	5/26/2021	1,067,922.67	0.00	0.00	1,067,922.67	467,650,314.72	Yes	No
ALAMEDA	DUBLIN UNIFIED	57/75093-00-010	Modernization	G	3/28/2018	4/28/2021	0.00	0.00	10,079,242.00	10,079,242.00	477,729,556.72	Yes	No
LOS ANGELES	TEMPLE CITY UNIFIED	57/65052-00-012	Modernization	G	3/30/2018	4/28/2021	0.00	0.00	4,722,658.00	4,722,658.00	482,452,214.72	Yes	No
EL DORADO	BUCKEY UNION ELEMENTARY	57/61838-00-008	Modernization	G	4/3/2018	4/28/2021	0.00	0.00	3,248,364.00	3,248,364.00	485,700,578.72	Yes	No
LOS ANGELES	LOS ANGELES UNIFIED	57/64733-00-671	Modernization	G	4/4/2018	4/28/2021	0.00	0.00	7,403,945.00	7,403,945.00	493,104,523.72	Yes	No
LOS ANGELES	LOS ANGELES UNIFIED	57/64733-28-016	Modernization	G	4/4/2018	4/28/2021	0.00	0.00	2,280,594.00	2,280,594.00	495,385,117.72	Yes	No
SOLANO	BENICIA UNIFIED	57/70524-00-013	Modernization	G	4/5/2018	4/28/2021	0.00	0.00	795,084.00	795,084.00	496,180,201.72	Yes	No
SOLANO	BENICIA UNIFIED	57/70524-00-014	Modernization	G	4/5/2018	4/28/2021	0.00	0.00	795,084.00	795,084.00	496,975,285.72	Yes	No
ORANGE	FULLERTON JOINT UNION HIGH	57/66514-00-019	Modernization	G	4/17/2018	4/28/2021	0.00	0.00	107,912.00	107,912.00	497,083,197.72	Yes	No
ORANGE	FULLERTON JOINT UNION HIGH	57/66514-00-020	Modernization	G	4/17/2018	4/28/2021	0.00	0.00	2,071,745.00	2,071,745.00	499,154,942.72	Yes	No
LOS ANGELES	LOS ANGELES UNIFIED	57/64733-00-674	Modernization	G	4/18/2018	4/28/2021	0.00	0.00	919,142.00	919,142.00	500,074,084.72	Yes	No
LOS ANGELES	LOS ANGELES UNIFIED	57/64733-32-024	Modernization	G	4/18/2018	4/28/2021	0.00	0.00	1,047,904.00	1,047,904.00	501,121,988.72	Yes	No
SACRAMENTO	ELK GROVE UNIFIED	57/67314-00-025	Modernization	G	4/23/2018	4/28/2021	0.00	0.00	1,109,302.00	1,109,302.00	502,231,290.72	Yes	No
PLACER	TAHOE-TRUCKEE UNIFIED	57/66944-00-014	Modernization	G	4/24/2018	4/28/2021	0.00	0.00	914,347.00	914,347.00	503,145,637.72	Yes	No
LOS ANGELES	LOS ANGELES UNIFIED	57/64733-13-010	Modernization	G	4/25/2018	4/28/2021	0.00	0.00	1,864,223.00	1,864,223.00	505,009,860.72	Yes	No
ALAMEDA	OAKLAND UNIFIED	54/61259-09-006	Charter	D	6/5/2017	5/26/2021	0.00	237,707.30	237,707.30	475,414.60	505,485,275.32	No	No
ALAMEDA	OAKLAND UNIFIED	54/61259-09-007	Charter	D	6/5/2017	5/26/2021	0.00	512,292.70	512,292.70	1,024,585.40	506,509,860.72	No	No
LOS ANGELES	LOS ANGELES UNIFIED	57/64733-34-016	Modernization	G	7/18/2017	5/26/2021	0.00	0.00	621,960.00	621,960.00	507,131,820.72	Yes	No
LOS ANGELES	LOS ANGELES UNIFIED	57/64733-68-008	Modernization	G	2/20/2018	5/26/2021	0.00	0.00	2,268,315.00	2,268,315.00	509,400,135.72	Yes	No
MARIN	KENTFIELD ELEMENTARY	57/65334-00-003	Modernization	G	2/26/2018	5/26/2021	0.00	0.00	1,335,145.00	1,335,145.00	510,735,280.72	Yes	No
LOS ANGELES	LOS ANGELES UNIFIED	57/64733-00-652	Modernization	G	2/27/2018	5/26/2021	0.00	0.00	2,879,687.00	2,879,687.00	513,614,967.72	Yes	No
ORANGE	IRVINE UNIFIED	57/73650-00-028	Modernization	G	3/2/2018	5/26/2021	0.00	0.00	3,472,248.00	3,472,248.00	517,087,215.72	Yes	No
ORANGE	IRVINE UNIFIED	57/73650-00-029	Modernization	G	3/2/2018	5/26/2021	0.00	0.00	3,729,015.00	3,729,015.00	520,816,230.72	Yes	No
LOS ANGELES	LOS ANGELES UNIFIED	57/64733-00-654	Modernization	G	3/7/2018	5/26/2021	0.00	0.00	840,604.00	840,604.00	521,656,834.72	Yes	No
LOS ANGELES	LOS ANGELES UNIFIED	57/64733-25-011	Modernization	G	3/7/2018	5/26/2021	0.00	0.00	3,035,744.00	3,035,744.00	524,692,578.72	Yes	No
SAN MATEO	SOUTH SAN FRANCISCO UNIFIED	57/69070-00-016	Modernization	G	3/9/2018	5/26/2021	0.00	0.00	1,170,329.00	1,170,329.00	525,862,907.72	Yes	No
PLACER	ROSEVILLE JOINT UNION HIGH	50/66928-01-001	New Construction	G	3/12/2018	5/26/2021	0.00	0.00	30,645,923.00	30,645,923.00	556,508,830.72	Yes	No
STANISLAUS	NEWMAN-CROWS LANDING UNIFIED	50/73601-00-005	New Construction	G	3/16/2018	5/26/2021	0.00	0.00	642,750.00	642,750.00	557,151,580.72	Yes	No
SAN BERNARDINO	SNOWLINE JOINT UNIFIED	50/73957-00-017	New Construction	D	3/19/2018	5/26/2021	68,191.00	0.00	68,191.00	136,382.00	557,287,962.72	Yes	No
SAN BERNARDINO	SNOWLINE JOINT UNIFIED	50/73957-00-018	New Construction	D	3/19/2018	5/26/2021	68,191.00	0.00	68,191.00	136,382.00	557,424,344.72	Yes	No
ORANGE	IRVINE UNIFIED	50/73650-00-040	New Construction	G	3/21/2018	5/26/2021	0.00	0.00	35,516,121.00	35,516,121.00	592,940,465.72	Yes	No



Unfunded Approvals  
as of June 23, 2021 SAB

County	School District	Application Number	Program	Approval	Received Date	SAB Unfunded Approval	Financial Hardship Apportionment	Loan	State Share	Total Apportionment	Cumulative Amount	Submitted Certification Letter May 2021	Grant Agreement Received as of 07/31/2021
SANTA BARBARA	GUADALUPE UNION ELEMENTARY	50/69203-00-001	New Construction	G	3/22/2018	5/26/2021	6,823,835.50	0.00	6,911,144.50	13,734,980.00	606,675,445.72	Yes	No
EL DORADO	MOTHER LODE UNION ELEMENTARY	57/61929-00-005	Modernization	G	3/22/2018	5/26/2021	0.00	0.00	2,614,430.00	2,614,430.00	609,289,875.72	Yes	No
MERCED	LIVINGSTON UNION	50/65748-00-003	New Construction	G	3/28/2018	5/26/2021	0.00	0.00	2,180,410.00	2,180,410.00	611,470,285.72	Yes	No
MERCED	LIVINGSTON UNION	50/65748-00-005	New Construction	G	3/28/2018	5/26/2021	0.00	0.00	608,324.00	608,324.00	612,078,609.72	Yes	No
MERCED	LIVINGSTON UNION	57/65748-00-003	Modernization	G	3/28/2018	5/26/2021	0.00	0.00	1,478,181.00	1,478,181.00	613,556,790.72	Yes	No
MERCED	LIVINGSTON UNION	57/65748-00-005	Modernization	G	3/28/2018	5/26/2021	0.00	0.00	2,253,947.00	2,253,947.00	615,810,737.72	Yes	No
SAN BERNARDINO	VICTOR ELEMENTARY	50/67918-00-011	New Construction	G	3/29/2018	5/26/2021	0.00	0.00	13,508,998.60	13,508,998.60	629,319,736.32	Yes	No
SANTA BARBARA	SANTA YNEZ VALLEY UNION HIGH	57/69328-00-002	Modernization	G	3/30/2018	5/26/2021	0.00	0.00	4,329,765.00	4,329,765.00	633,649,501.32	Yes	No
KERN	DELANO UNION ELEMENTARY	57/63404-00-004	Modernization	G	4/2/2018	5/26/2021	1,682,529.33	0.00	2,523,794.00	4,206,323.33	637,855,824.65	No	No
KERN	DELANO UNION ELEMENTARY	57/63404-00-005	Modernization	G	4/2/2018	5/26/2021	1,721,384.00	0.00	2,582,076.00	4,303,460.00	642,159,284.65	No	No
KERN	STANDARD ELEMENTARY	57/63792-00-002	Modernization	G	4/2/2018	5/26/2021	0.00	0.00	6,143,253.00	6,143,253.00	648,302,537.65	Yes	No
MADERA	MADERA UNIFIED	50/65243-00-011	New Construction	G	4/3/2018	5/26/2021	0.00	0.00	38,346,670.50	38,346,670.50	686,649,208.15	Yes	No
ORANGE	IRVINE UNIFIED	50/73650-00-041	New Construction	G	4/11/2018	5/26/2021	0.00	0.00	1,105,496.00	1,105,496.00	687,754,704.15	Yes	No
LOS ANGELES	LOS ANGELES UNIFIED	57/64733-42-018	Modernization	G	4/11/2018	5/26/2021	0.00	0.00	3,229,740.00	3,229,740.00	690,984,444.15	Yes	No
SAN BERNARDINO	SAN BERNARDINO CITY UNIFIED	57/67876-00-107	Modernization	G	4/11/2018	5/26/2021	0.00	0.00	824,839.00	824,839.00	691,809,283.15	Yes	No
ORANGE	IRVINE UNIFIED	57/73650-00-030	Modernization	G	4/11/2018	5/26/2021	0.00	0.00	570,889.00	570,889.00	692,380,172.15	Yes	No
FRESNO	COALINGA/HURON JOINT UNIFIED	50/62125-00-005	New Construction	G	4/13/2018	5/26/2021	0.00	0.00	941,407.00	941,407.00	693,321,579.15	Yes	No
FRESNO	COALINGA/HURON JOINT UNIFIED	50/62125-00-007	New Construction	G	4/13/2018	5/26/2021	0.00	0.00	2,598,649.00	2,598,649.00	695,920,228.15	Yes	No
FRESNO	COALINGA/HURON JOINT UNIFIED	50/62125-00-008	New Construction	G	4/13/2018	5/26/2021	0.00	0.00	3,070,423.00	3,070,423.00	698,990,651.15	Yes	No
FRESNO	COALINGA/HURON JOINT UNIFIED	57/62125-00-008	Modernization	G	4/13/2018	5/26/2021	0.00	0.00	3,985,537.00	3,985,537.00	702,976,188.15	Yes	No
YOLO	DAVIS JOINT UNIFIED	57/72678-00-014	Modernization	G	4/13/2018	5/26/2021	0.00	0.00	2,191,429.00	2,191,429.00	705,167,617.15	Yes	No
FRESNO	COALINGA/HURON JOINT UNIFIED	50/62125-00-006	New Construction	G	4/16/2018	5/26/2021	0.00	0.00	2,613,830.00	2,613,830.00	707,781,447.15	Yes	No
SOLANO	BENICIA UNIFIED	57/70524-00-015	Modernization	G	4/16/2018	5/26/2021	0.00	0.00	4,110,664.00	4,110,664.00	711,892,111.15	Yes	No
SANTA BARBARA	SANTA MARIA JOINT UNION HIGH	50/69310-00-008	New Construction	G	4/17/2018	5/26/2021	0.00	0.00	6,248,398.28	6,248,398.28	718,140,509.43	Yes	No
LOS ANGELES	LOS ANGELES UNIFIED	57/64733-00-673	Modernization	G	4/18/2018	5/26/2021	0.00	0.00	4,930,878.00	4,930,878.00	723,071,387.43	Yes	No
FRESNO	CLAY JOINT ELEMENTARY	50/62109-00-003	New Construction	G	4/19/2018	5/26/2021	1,224,127.00	0.00	1,504,277.00	2,728,404.00	725,799,791.43	Yes	No
FRESNO	CLAY JOINT ELEMENTARY	57/62109-00-003	Modernization	G	4/19/2018	5/26/2021	515,136.00	0.00	842,896.00	1,358,032.00	727,157,823.43	Yes	No
SACRAMENTO	SACRAMENTO CITY UNIFIED	57/67439-00-076	Modernization	G	4/24/2018	5/26/2021	0.00	0.00	3,228,806.00	3,228,806.00	730,386,629.43	Yes	No
SAN MATEO	SOUTH SAN FRANCISCO UNIFIED	57/69070-00-017	Modernization	G	4/24/2018	5/26/2021	0.00	0.00	1,098,690.00	1,098,690.00	731,485,319.43	Yes	No
SANTA CLARA	CUPERTINO UNION	57/69419-00-026	Modernization	G	4/24/2018	5/26/2021	0.00	0.00	3,205,854.00	3,205,854.00	734,691,173.43	Yes	No
SANTA CLARA	CUPERTINO UNION	57/69419-00-027	Modernization	G	4/24/2018	5/26/2021	0.00	0.00	807,037.00	807,037.00	735,498,210.43	Yes	No
SANTA CLARA	CUPERTINO UNION	57/69419-00-028	Modernization	G	4/24/2018	5/26/2021	0.00	0.00	733,213.00	733,213.00	736,231,423.43	Yes	No
FRESNO	GOLDEN PLAINS UNIFIED	57/75234-00-005	Modernization	G	4/24/2018	5/26/2021	0.00	0.00	1,649,071.00	1,649,071.00	737,880,494.43	Yes	No
LOS ANGELES	LOS ANGELES UNIFIED	57/64733-00-675	Modernization	G	4/25/2018	5/26/2021	0.00	0.00	2,401,409.00	2,401,409.00	740,281,903.43	Yes	No
LOS ANGELES	LOS ANGELES UNIFIED	57/64733-00-676	Modernization	G	4/25/2018	5/26/2021	0.00	0.00	1,095,169.00	1,095,169.00	741,377,072.43	Yes	No
LOS ANGELES	LOS ANGELES UNIFIED	57/64733-00-677	Modernization	G	4/25/2018	5/26/2021	0.00	0.00	984,450.00	984,450.00	742,361,522.43	Yes	No
LOS ANGELES	LOS ANGELES UNIFIED	57/64733-00-678	Modernization	G	4/25/2018	5/26/2021	0.00	0.00	1,108,849.00	1,108,849.00	743,470,371.43	Yes	No
LOS ANGELES	LOS ANGELES UNIFIED	57/64733-00-679	Modernization	G	4/25/2018	5/26/2021	0.00	0.00	678,305.00	678,305.00	744,148,676.43	Yes	No
LOS ANGELES	LOS ANGELES UNIFIED	57/64733-00-680	Modernization	G	4/25/2018	5/26/2021	0.00	0.00	3,357,770.00	3,357,770.00	747,506,446.43	Yes	No
LOS ANGELES	LOS ANGELES UNIFIED	57/64733-54-027	Modernization	G	4/25/2018	5/26/2021	0.00	0.00	6,232,180.00	6,232,180.00	753,738,626.43	Yes	No
LAKE	LAKEPORT UNIFIED	57/64030-00-008	Modernization	G	4/26/2018	5/26/2021	0.00	0.00	887,918.00	887,918.00	754,626,544.43	Yes	No
SHASTA	BLACK BUTTE UNION ELEMENTARY	57/69880-00-003	Modernization	G	5/1/2018	5/26/2021	0.00	0.00	1,028,852.00	1,028,852.00	755,655,396.43	Yes	No
DEL NORTE	DEL NORTE COUNTY UNIFIED	59/61820-00-001	Career Tech Rehabilitation	G	2/20/2020	5/26/2021	0.00	0.00	152,781.00	152,781.00	755,808,177.43	Yes	No
SAN DIEGO	SAN DIEGO UNIFIED	55/68338-00-005	Career Tech New Construction	G	4/1/2020	5/26/2021	0.00	0.00	3,000,000.00	3,000,000.00	758,808,177.43	Yes	No
SACRAMENTO	ELK GROVE UNIFIED	55/67314-00-014	Career Tech New Construction	G	4/3/2020	5/26/2021	0.00	0.00	935,792.00	935,792.00	759,743,969.43	Yes	No
RIVERSIDE	JURUPA UNIFIED	59/67090-00-006	Career Tech Rehabilitation	G	4/6/2020	5/26/2021	0.00	0.00	77,830.00	77,830.00	759,821,799.43	Yes	No
FRESNO	SELMA UNIFIED	55/62430-00-002	Career Tech New Construction	G	4/10/2020	5/26/2021	0.00	0.00	1,486,459.00	1,486,459.00	761,308,258.43	Yes	No
SANTA CLARA	FREMONT UNION HIGH	55/69468-00-001	Career Tech New Construction	G	6/24/2020	5/26/2021	0.00	0.00	1,123,943.00	1,123,943.00	762,432,201.43	Yes	No
LOS ANGELES	LOS ANGELES UNIFIED	54/64733-00-101	Charter	G	2/2/2021	5/26/2021	0.00	13,850,962.38	21,199,055.38	35,050,017.76	797,482,219.19	Yes	No
TULARE	VISALIA UNIFIED	54/72256-00-004	Charter	G	2/2/2021	5/26/2021	0.00	801,334.10	801,334.10	1,602,668.20	799,084,887.39	Yes	No
SACRAMENTO	SAN JUAN UNIFIED	54/67447-00-005	Charter	G	2/9/2021	5/26/2021	0.00	0.00	6,161,781.20	6,161,781.20	805,246,668.59	Yes	No
KERN	SOUTHERN KERN UNIFIED	50/63776-00-002	New Construction	G	5/18/2021	5/26/2021	0.00	0.00	7,228,019.00	7,228,019.00	812,474,687.59	Yes	No
LOS ANGELES	LOS ANGELES UNIFIED	50/64733-00-064	New Construction	L	3/26/2001	6/23/2021	0.00	0.00	44,904.23	44,904.23	812,519,591.82	No	No
LOS ANGELES	LOS ANGELES UNIFIED	50/64733-00-143	New Construction	L	10/31/2007	6/23/2021	0.00	0.00	74,693.31	74,693.31	812,594,285.13	No	No
LOS ANGELES	LOS ANGELES UNIFIED	53/64733-00-085	Critically Overcrowded Schools	L	10/31/2007	6/23/2021	0.00	0.00	70,033.87	70,033.87	812,664,319.00	No	No
LOS ANGELES	LOS ANGELES UNIFIED	57/64733-00-681	Modernization	G	5/2/2018	6/23/2021	0.00	0.00	634,322.00	634,322.00	813,298,641.00	No	No
LOS ANGELES	LOS ANGELES UNIFIED	57/64733-00-682	Modernization	G	5/2/2018	6/23/2021	0.00	0.00	1,209,713.00	1,209,713.00	814,508,354.00	No	No
LOS ANGELES	LOS ANGELES UNIFIED	57/64733-00-683	Modernization	G	5/2/2018	6/23/2021	0.00	0.00	1,635,710.00	1,635,710.00	816,144,064.00	No	No
LOS ANGELES	LOS ANGELES UNIFIED	57/64733-00-684	Modernization	G	5/2/2018	6/23/2021	0.00	0.00	5,321,527.00	5,321,527.00	821,465,591.00	No	No
LOS ANGELES	LOS ANGELES UNIFIED	57/64733-00-685	Modernization	G	5/2/2018	6/23/2021	0.00	0.00	613,094.00	613,094.00	822,078,685.00	No	No
LOS ANGELES	LAS VIRGENES UNIFIED	57/64683-00-010	Modernization	G	5/3/2018	6/23/2021	0.00	0.00	985,905.00	985,905.00	823,064,590.00	No	No
LOS ANGELES	CENTINELA VALLEY UNION HIGH	57/64352-00-007	Modernization	G	5/4/2018	6/23/2021	0.00	0.00	2,073,610.00	2,073,610.00	825,138,200.00	No	No
SAN MATEO	SOUTH SAN FRANCISCO UNIFIED	57/69070-00-018	Modernization	G	5/7/2018	6/23/2021	0.00	0.00	1,089,011.00	1,089,011.00	826,227,211.00	No	No
SAN MATEO	SOUTH SAN FRANCISCO UNIFIED	57/69070-00-019	Modernization	G	5/7/2018	6/23/2021	0.00	0.00	795,403.00	795,403.00	827,022,614.00	No	No
SANTA CRUZ	SOQUEL UNION ELEMENTARY	57/69849-00-006	Modernization	G	5/7/2018	6/23/2021	0.00	0.00	364,580.00	364,580.00	827,387,194.00	No	No
SANTA CRUZ	SOQUEL UNION ELEMENTARY	57/69849-00-007	Modernization	G	5/7/2018	6/23/2021	0.00	0.00	50,211.00	50,211.00	827,437,405.00	No	No
SANTA CRUZ	SOQUEL UNION ELEMENTARY	57/69849-00-008	Modernization	G	5/7/2018	6/23/2021	0.00	0.00	528,864.00	528,864.00	827,966,269.00	No	No
LAKE	KELSEYVILLE UNIFIED	57/64014-00-002	Modernization	G	5/8/2018	6/23/2021	0.00	0.00	3,532,474.00	3,532,474.00	831,498,743.00	No	No
TULARE	VISALIA UNIFIED	57/72256-00-023	Modernization	G	5/8/2018	6/23/2021	0.00	0.00	1,787,884.00	1,787,884.00	833,286,627.00	No	No
TULARE	VISALIA UNIFIED	57/72256-00-024	Modernization	G	5/8/2018	6/23/2021	0.00	0.00	1,753,435.00	1,753,435.00	835,040,062.00	No	No
TULARE	VISALIA UNIFIED	57/72256-00-025	Modernization	G	5/8/2018	6/23/2021	0.00	0.00	735,286.00	735,286.00	835,775,348.00	No	No
TULARE	VISALIA UNIFIED	57/72256-00-026	Modernization	G	5/8/2018	6/23/2021	0.00	0.00	938,199.00	938,199.00	836,713,547.00	No	No

Unfunded Approvals  
as of June 23, 2021 SAB

County	School District	Application Number	Program	Approval	Received Date	SAB Unfunded Approval	Financial Hardship Apportionment	Loan	State Share	Total Apportionment	Cumulative Amount	Submitted Certification Letter May 2021	Grant Agreement Received as of 07/31/2021
LOS ANGELES	NORWALK-LA MIRADA UNIFIED	57/64840-00-030	Modernization	G	5/10/2018	6/23/2021	0.00	0.00	203,788.00	203,788.00	836,917,335.00	No	No
VENTURA	OXNARD ELEMENTARY	57/72538-00-027	Modernization	G	5/10/2018	6/23/2021	0.00	0.00	689,668.00	689,668.00	837,607,003.00	No	No
ORANGE	IRVINE UNIFIED	57/73650-00-031	Modernization	G	5/10/2018	6/23/2021	0.00	0.00	3,133,957.00	3,133,957.00	840,740,960.00	No	No
GLENN	WILLOWS UNIFIED	57/62661-00-005	Modernization	G	5/15/2018	6/23/2021	0.00	0.00	3,103,246.00	3,103,246.00	843,844,206.00	No	No
LOS ANGELES	LOS ANGELES UNIFIED	57/64733-00-686	Modernization	G	5/15/2018	6/23/2021	0.00	0.00	647,478.00	647,478.00	844,491,684.00	No	No
LOS ANGELES	LOS ANGELES UNIFIED	57/64733-00-688	Modernization	G	5/15/2018	6/23/2021	0.00	0.00	1,086,045.00	1,086,045.00	845,577,729.00	No	No
LOS ANGELES	LOS ANGELES UNIFIED	57/64733-00-689	Modernization	G	5/15/2018	6/23/2021	0.00	0.00	1,877,676.00	1,877,676.00	847,455,405.00	No	No
LOS ANGELES	LOS ANGELES UNIFIED	57/64733-00-690	Modernization	G	5/15/2018	6/23/2021	0.00	0.00	528,263.00	528,263.00	847,983,668.00	No	No
LOS ANGELES	LOS ANGELES UNIFIED	57/64733-05-018	Modernization	G	5/15/2018	6/23/2021	0.00	0.00	2,618,344.00	2,618,344.00	850,602,012.00	No	No
SAN BERNARDINO	BARSTOW UNIFIED	57/67611-00-002	Modernization	G	5/16/2018	6/23/2021	0.00	0.00	2,502,180.00	2,502,180.00	853,104,192.00	No	No
SACRAMENTO	TWIN RIVERS UNIFIED	57/76505-00-061	Modernization	G	5/16/2018	6/23/2021	0.00	0.00	725,485.00	725,485.00	853,829,677.00	No	No
SACRAMENTO	TWIN RIVERS UNIFIED	57/76505-00-062	Modernization	G	5/16/2018	6/23/2021	0.00	0.00	1,228,226.00	1,228,226.00	855,057,903.00	No	No
SACRAMENTO	TWIN RIVERS UNIFIED	57/76505-00-063	Modernization	G	5/16/2018	6/23/2021	0.00	0.00	786,536.00	786,536.00	855,844,439.00	No	No
FRESNO	COALINGA/HURON JOINT UNIFIED	57/62125-00-009	Modernization	G	5/17/2018	6/23/2021	0.00	0.00	1,223,346.00	1,223,346.00	857,067,785.00	No	No
FRESNO	COALINGA/HURON JOINT UNIFIED	57/62125-00-010	Modernization	G	5/17/2018	6/23/2021	0.00	0.00	601,167.00	601,167.00	857,668,952.00	No	No
SONOMA	GRAVENSTEIN UNION ELEMENTARY	57/70714-00-003	Modernization	G	5/18/2018	6/23/2021	0.00	0.00	2,188,849.00	2,188,849.00	859,857,801.00	No	No
SACRAMENTO	TWIN RIVERS UNIFIED	57/76505-00-045	Modernization	G	6/21/2017	7/27/2021	0.00	0.00	566,251.00	566,251.00	860,424,052.00	No	No
ALAMEDA	OAKLAND UNIFIED	54/61259-13-005	Charter	D	6/5/2017	7/27/2021	0.00	69,635.80	69,635.80	139,271.60	860,563,323.60	No	No
ALAMEDA	OAKLAND UNIFIED	54/61259-13-006	Charter	D	6/5/2017	7/27/2021	0.00	337,475.40	337,475.40	674,950.80	861,238,274.40	No	No
<b>Total</b>							<b>\$20,961,088.50</b>	<b>\$32,046,031.98</b>	<b>\$808,231,153.92</b>	<b>\$861,238,274.40</b>			

\*This Unfunded List (Lack of AB 55 Loans) includes \$30.7 million for 15 projects for Charter School Facilities Program Preliminary Apportionments for Design and Site Funding.



County	School District	Application Number	Program	Approval	Received Date	SAB Date	Financial Hardship Apportionment	Loan	State Share	Total Apportionment	Prop. 47	Prop. 55	Prop. 1D	Prop. 51
ALAMEDA	OAKLAND UNIFIED	54/61259-13-002	Charter	P	5/28/2014	5/27/2015	0.00	2,916,055.40	2,916,055.40	5,832,110.80	0.00	0.00	5,832,110.80	0.00
ALAMEDA	OAKLAND UNIFIED	54/61259-13-002	Charter	P	5/28/2014	8/26/2015	0.00	8,558,059.50	8,558,059.50	17,116,119.00	0.00	0.00	17,116,119.00	0.00
SAN DIEGO	SAN DIEGO UNIFIED	54/68338-00-003	Charter	P	5/18/2017	1/24/2018	0.00	0.00	5,223,938.40	5,223,938.40	0.00	0.00	0.00	5,223,938.40
SAN DIEGO	SAN DIEGO UNIFIED	54/68338-00-005	Charter	P	5/18/2017	1/24/2018	0.00	0.00	1,852,054.20	1,852,054.20	0.00	0.00	0.00	1,852,054.20
ALAMEDA	OAKLAND UNIFIED	54/61259-09-008	Charter	P	5/26/2017	1/24/2018	0.00	1,109,148.30	1,109,148.30	2,218,296.60	0.00	0.00	0.00	2,218,296.60
ALAMEDA	OAKLAND UNIFIED	54/61259-09-009	Charter	P	5/26/2017	1/24/2018	0.00	11,544,660.00	11,544,660.00	23,089,320.00	0.00	0.00	0.00	23,089,320.00
SANTA BARBARA	LOMPOC UNIFIED	54/69229-00-001	Charter	P	6/1/2017	1/24/2018	0.00	135,120.30	331,062.30	466,182.60	0.00	0.00	0.00	466,182.60
SAN DIEGO	SAN DIEGO UNIFIED	54/68338-00-006	Charter	P	6/2/2017	1/24/2018	0.00	0.00	23,036,581.80	23,036,581.80	0.00	0.00	0.00	23,036,581.80
SAN DIEGO	SAN DIEGO UNIFIED	54/68338-00-007	Charter	P	6/2/2017	1/24/2018	0.00	0.00	11,742,390.90	11,742,390.90	0.00	0.00	0.00	11,742,390.90
ALAMEDA	OAKLAND UNIFIED	54/61259-00-006	Charter	P	6/5/2017	1/24/2018	0.00	9,842,314.50	9,842,314.50	19,684,629.00	0.00	0.00	0.00	19,684,629.00
ALAMEDA	OAKLAND UNIFIED	54/61259-09-006	Charter	P	6/5/2017	1/24/2018	0.00	2,139,365.70	2,139,365.70	4,278,731.40	0.00	0.00	0.00	4,278,731.40
ALAMEDA	OAKLAND UNIFIED	54/61259-09-007	Charter	P	6/5/2017	1/24/2018	0.00	4,610,634.30	4,610,634.30	9,221,268.60	0.00	0.00	0.00	9,221,268.60
ALAMEDA	OAKLAND UNIFIED	54/61259-09-010	Charter	P	6/5/2017	1/24/2018	0.00	1,801,854.90	1,801,854.90	3,603,709.80	0.00	0.00	0.00	3,603,709.80
ALAMEDA	OAKLAND UNIFIED	54/61259-09-011	Charter	P	6/5/2017	1/24/2018	0.00	19,352,563.20	19,352,563.20	38,705,126.40	0.00	0.00	0.00	38,705,126.40
ALAMEDA	OAKLAND UNIFIED	54/61259-13-005	Charter	P	6/5/2017	1/24/2018	0.00	626,722.20	626,722.20	1,253,444.40	0.00	0.00	0.00	1,253,444.40
ALAMEDA	OAKLAND UNIFIED	54/61259-13-006	Charter	P	6/5/2017	1/24/2018	0.00	3,037,278.60	3,037,278.60	6,074,557.20	0.00	0.00	0.00	6,074,557.20
MARIPOSA	MARIPOSA COUNTY UNIFIED	54/65532-00-001	Charter	P	6/5/2017	1/24/2018	0.00	0.00	1,092,709.80	1,092,709.80	0.00	0.00	0.00	1,092,709.80
TULARE	VISALIA UNIFIED	54/72256-00-001	Charter	P	6/5/2017	1/24/2018	0.00	3,378,707.10	3,378,707.10	6,757,414.20	0.00	0.00	0.00	6,757,414.20
TULARE	VISALIA UNIFIED	54/72256-00-002	Charter	P	6/5/2017	1/24/2018	0.00	5,195,620.80	5,195,620.80	10,391,241.60	0.00	0.00	0.00	10,391,241.60
TULARE	VISALIA UNIFIED	54/72256-00-003	Charter	P	6/5/2017	1/24/2018	0.00	2,169,537.30	2,169,537.30	4,339,074.60	0.00	0.00	0.00	4,339,074.60
SAN DIEGO	SAN DIEGO UNIFIED	54/68338-00-004	Charter	P	5/18/2017	2/28/2018	0.00	0.00	5,649,357.60	5,649,357.60	0.00	0.00	0.00	5,649,357.60
SOLANO	VALLEJO CITY UNIFIED	54/70581-00-006	Charter	P	5/22/2016	2/28/2018	0.00	13,277,356.90	13,277,356.90	26,554,713.80	590,900.00	2,315,550.00	12,651,864.00	10,996,399.80
SOLANO	VALLEJO CITY UNIFIED	54/70581-00-007	Charter	P	5/22/2016	2/28/2018	0.00	452,842.20	452,842.20	905,684.40	0.00	0.00	905,684.40	0.00
ALAMEDA	OAKLAND UNIFIED	54/61259-12-005	Charter	P	5/26/2017	2/28/2018	0.00	1,673,397.00	1,673,397.00	3,346,794.00	0.00	0.00	0.00	3,346,794.00
ALAMEDA	OAKLAND UNIFIED	54/61259-12-006	Charter	P	5/26/2017	2/28/2018	0.00	1,701,603.00	1,701,603.00	3,403,206.00	0.00	0.00	0.00	3,403,206.00
SACRAMENTO	NATOMAS UNIFIED	54/75283-00-008	Charter	P	5/26/2017	2/28/2018	0.00	0.00	2,573,846.10	2,573,846.10	0.00	0.00	2,573,846.10	0.00
ALAMEDA	OAKLAND UNIFIED	54/61259-00-011	Charter	P	6/2/2017	2/28/2018	0.00	9,184,988.70	9,184,988.70	18,369,977.40	0.00	0.00	0.00	18,369,977.40
SAN DIEGO	SAN DIEGO UNIFIED	54/68338-00-008	Charter	P	6/2/2017	2/28/2018	0.00	0.00	15,156,028.80	15,156,028.80	0.00	0.00	0.00	15,156,028.80
SANTA CLARA	MORGAN HILL UNIFIED	54/69583-00-002	Charter	P	6/5/2017	2/28/2018	0.00	6,209,740.80	6,209,740.80	12,419,481.60	0.00	0.00	0.00	12,419,481.60
SAN DIEGO	CAJON VALLEY UNION ELEMENTARY	54/67991-00-002	Charter	P	6/5/2017	2/28/2018	0.00	2,365,949.70	2,365,949.70	4,731,899.40	0.00	0.00	0.00	4,731,899.40
SAN DIEGO	CAJON VALLEY UNION ELEMENTARY	54/67991-00-003	Charter	P	6/5/2017	2/28/2018	0.00	1,567,601.10	1,567,601.10	3,135,202.20	0.00	0.00	0.00	3,135,202.20
SANTA CLARA	EAST SIDE UNION HIGH	54/69427-00-005	Charter	P	6/5/2017	2/28/2018	0.00	13,973,119.20	13,973,119.20	27,946,238.40	0.00	0.00	0.00	27,946,238.40
SANTA CLARA	EAST SIDE UNION HIGH	54/69427-00-006	Charter	P	6/5/2017	2/28/2018	0.00	246,867.30	246,867.30	493,734.60	0.00	0.00	0.00	493,734.60
SAN DIEGO	CAJON VALLEY UNION ELEMENTARY	54/67991-00-001	Charter	P	6/5/2017	2/28/2018	0.00	4,381,450.20	4,381,450.20	8,762,900.40	0.00	0.00	0.00	8,762,900.40
ALAMEDA	OAKLAND UNIFIED	54/61259-00-010	Charter	P	6/5/2017	2/28/2018	0.00	10,227,982.50	10,227,982.50	20,455,965.00	0.00	0.00	0.00	20,455,965.00
SAN BERNARDINO	SAN BERNARDINO CITY UNIFIED	54/67876-00-004	Charter	P	6/5/2017	2/28/2018	0.00	2,064,591.00	2,064,591.00	4,129,182.00	0.00	0.00	0.00	4,129,182.00
SACRAMENTO	SACRAMENTO CITY UNIFIED	54/67439-00-007	Charter	P	6/5/2017	2/28/2018	0.00	5,049,542.70	5,049,542.70	10,099,085.40	0.00	0.00	0.00	10,099,085.40
SACRAMENTO	SACRAMENTO CITY UNIFIED	54/67439-00-008	Charter	P	6/5/2017	2/28/2018	0.00	6,288,725.20	6,288,725.20	12,577,450.40	0.00	0.00	0.00	12,577,450.40
SOLANO	VALLEJO CITY UNIFIED	54/70581-00-004	Charter	P	5/22/2017	05/23/2018	0.00	200,755.80	200,755.80	401,511.60	401,511.60	0.00	0.00	0.00
SOLANO	VALLEJO CITY UNIFIED	54/70581-00-005	Charter	P	5/22/2017	05/23/2018	0.00	8,001,594.70	8,001,594.70	16,003,189.40	2,076,164.03	6,036,845.61	7,820,113.01	70,066.75
LOS ANGELES	LOS ANGELES UNIFIED	54/64733-00-102	Charter	P	6/1/2017	05/23/2018	0.00	5,109,828.80	5,109,828.80	10,219,657.60	0.00	0.00	10,219,657.60	0.00
ALAMEDA	HAYWARD UNIFIED	54/61192-02-003	Charter	P	6/5/2017	10/24/2018	0.00	7,006,307.40	7,006,307.40	14,012,614.80	0.00	0.00	14,012,614.80	0.00
ALAMEDA	HAYWARD UNIFIED	54/61192-02-004	Charter	P	6/5/2017	10/24/2018	0.00	4,550,241.60	4,550,241.60	9,100,483.20	0.00	0.00	9,100,483.20	0.00
ALAMEDA	SAN LORENZO UNIFIED	54/61309-00-003	Charter	P	6/5/2017	12/11/2018	0.00	7,608,998.60	7,608,998.60	15,217,997.20	0.00	0.00	15,217,997.20	0.00
SACRAMENTO	SAN JUAN UNIFIED	54/67447-00-007	Charter	P	6/5/2017	12/11/2018	0.00	0.00	3,855,763.80	3,855,763.80	0.00	0.00	3,855,763.80	0.00
LOS ANGELES	LOS ANGELES UNIFIED	54/64733-00-103	Charter	P	5/30/2017	5/22/2019	0.00	5,159,700.00	5,159,700.00	10,319,400.00	668,718.00	3,954,930.00	5,695,752.00	0.00
RIVERSIDE	PERRIS ELEMENTARY	54/67199-00-001	Charter	P	6/5/2017	6/26/2019	0.00	0.00	9,523,442.70	9,523,442.70	0.00	0.00	7,455,591.70	2,067,851.00
BUTTE	CHICO UNIFIED	54/61424-00-006	Charter	P	5/30/2017	2/26/2020	0.00	1,877,635.40	3,175,079.40	5,052,714.80	0.00	0.00	5,052,714.80	0.00
BUTTE	CHICO UNIFIED	54/61424-00-007	Charter	P	5/30/2017	2/26/2020	0.00	2,555,059.80	4,584,394.80	7,139,454.60	0.00	0.00	4,847,001.60	2,292,453.00
ALAMEDA	OAKLAND UNIFIED	54/61259-00-006	Charter	P	6/5/2017	8/26/2020	0.00	216,091.80	216,091.80	432,183.60	0.00	0.00	0.00	432,183.60
<b>Total</b>							<b>0.00</b>	<b>197,369,613.50</b>	<b>280,598,448.60</b>	<b>477,968,062.10</b>	<b>3,737,293.63</b>	<b>12,307,325.61</b>	<b>122,357,314.01</b>	<b>339,566,128.85</b>

\*This Charter Unfunded Preliminary list does not include \$30.7 million for 15 projects for Charter School Facilities Program Preliminary Apportionments for Design and Site Funding.

## **INFORMATION ITEM**

### **SCHOOL FACILITY PROGRAM OFFICE OF PUBLIC SCHOOL CONSTRUCTION FUNDING WORKLOAD LISTING (Applications Received Through July 31, 2021)**

The New Construction and Modernization projects on this list represent completed applications awaiting the Office of Public School Construction (OPSC) processing and scheduling to the State Allocation Board.

This list includes future workload that is identified as:

- Pending reflects workload that has been processed by OPSC but awaiting further information/documentation from the district.
- Reviewing reflects currently being processed by OPSC.

Pursuant to SFP Regulation Section 1859.95.1, this list also includes applications that were received, but not reviewed by OPSC. This list is presented to the State Allocation Board for acknowledgement.

This list is also available on the [OPSC Website](#) and is updated on the first and third Fridays of each month.

SFP APPLICATIONS  
New Construction and Charter School Facilities Program  
- Workload as of July 31, 2021 -

District	County	Site Name	Application Number	OPSC Date Received	Estimated State Grant (a)	Financial Hardship (b)	Notification Occurred**
Alisal Union	Monterey	Fremont Elementary	50/65961-00-011	08/10/17	\$ 7,231,447	\$ -	10/2/2019
Raymond-Knowles Union Elementary	Madera	Raymond-Knowles Elementary	50/65276-00-001	09/19/17	\$ 197,883	\$ 197,883	11/1/2019
San Jacinto Unified	Riverside	New Middle School	50/67249-00-017	03/21/18	\$ 25,322,444	\$ -	11/1/2020
San Marcos Unified	San Diego	San Marcos Middle	50/73791-00-018	04/17/18	\$ 9,500,378	\$ -	12/1/2020
Buckeye Union Elementary	El Dorado	Charter Montessori Valley View Campus	50/61838-00-008	04/23/18	\$ 2,289,961	\$ -	12/1/2020
Centinel Valley Union High	Los Angeles	Lawndale High	50/64352-02-002	05/04/18	\$ 5,840,880	\$ -	1/4/2021
Jurupa Unified	Riverside	Glen Avon Elementary	50/67090-00-015	05/22/18	\$ 914,157	\$ -	2/1/2021
San Dieguito Union High	San Diego	Pacific Trails Middle	50/68346-00-005	05/29/18	\$ 6,239,976	\$ -	2/1/2021
Woodland Joint Unified	Yolo	Spring Lake Elementary	50/72710-00-006	06/08/18	\$ 4,633,025	\$ -	3/1/2021
Corona-Norco Unified	Riverside	Norco Elementary	50/67033-00-043	06/12/18	\$ 1,937,594	\$ -	3/1/2021
Riverdale Joint Unified	Fresno	Riverdale Elementary	50/75408-00-002	06/14/18	\$ 1,719,374	\$ -	3/1/2021
Fairfield-Suisun Unified	Solano	Grange Middle	50/70540-00-028	06/18/18	\$ 2,732,268	\$ -	3/1/2021
San Marcos Unified	San Diego	La Costa Meadows Elementary	50/73791-00-020	06/25/18	\$ 981,918	\$ -	3/1/2021
Dinuba Unified	Tulare	New High	50/75531-00-006	06/27/18	\$ 48,607,132	\$ 48,607,132	3/1/2021
Fowler Unified	Fresno	Fowler High	50/62158-00-002	07/05/18	\$ 1,662,406	\$ -	3/1/2021
Irvine Unified	Orange	Woodbridge High	50/73650-00-043	07/06/18	\$ 3,041,419	\$ -	3/1/2021
Bakersfield City	Kern	Hort Elementary	50/63321-00-037	07/10/18	\$ 2,574,301	\$ -	4/1/2021
Bakersfield City	Kern	Bessie E Owens Intermediate	50/63321-00-038	07/12/18	\$ 1,416,427	\$ -	4/1/2021
Bakersfield City	Kern	Evergreen Elementary	50/63321-00-039	07/13/18	\$ 1,381,396	\$ -	4/1/2021
Merced City Elementary	Merced	Rudolph Rivera Elementary	50/65771-00-024	07/13/18	\$ 744,286	\$ -	4/1/2021
Imperial County Office of Education	Imperial	La Paloma Elementary	50/10132-01-005	07/16/18	\$ 117,011	\$ 117,011	4/1/2021
Imperial County Office of Education	Imperial	Cross Elementary	50/10132-02-002	07/16/18	\$ 234,022	\$ 234,022	4/1/2021
Imperial County Office of Education	Imperial	Calexico High	50/10132-03-006	07/16/18	\$ 234,022	\$ 234,022	4/1/2021
Imperial County Office of Education	Imperial	La Victoria Elementary	50/10132-03-007	07/16/18	\$ 351,032	\$ 351,032	4/1/2021
Imperial County Office of Education	Imperial	De Anza 9th Grade Academy	50/10132-03-008	07/16/18	\$ 351,032	\$ 351,032	4/1/2021
Fairfield-Suisun Unified	Solano	Fairview Elementary	50/70540-00-029	07/16/18	\$ 2,577,077	\$ -	4/1/2021
Liberty Elementary	Tulare	Liberty Elementary	50/71985-00-004	07/16/18	\$ 3,015,213	\$ -	4/1/2021
Gustine Unified	Merced	Gustine High	50/73619-00-006	07/16/18	\$ 2,092,598	\$ 2,092,598	4/1/2021
Hanford Elementary	Kings	Martin Luther King Jr Elementary	50/63917-00-004	07/19/18	\$ 2,798,162	\$ -	4/1/2021
Sequoia Union High	San Mateo	TIDE Academy	50/69062-01-009	07/19/18	\$ 17,996,168	\$ -	4/1/2021
Oxnard	Ventura	Emilie Ritchen Elementary	50/72538-00-016	07/19/18	\$ 808,227	\$ -	4/1/2021
Oxnard	Ventura	Norman R Brekke Elementary	50/72538-00-017	07/19/18	\$ 645,848	\$ -	4/1/2021
Oxnard	Ventura	Christa McAuliffe Elementary	50/72538-00-018	07/19/18	\$ 863,865	\$ -	4/1/2021
Gustine Unified	Merced	Romero Elementary	50/73619-00-007	07/26/18	\$ 1,420,047	\$ 1,420,047	4/1/2021
Ripon Unified	San Joaquin	Colony Oak Elementary	50/68650-00-007	07/27/18	\$ 8,081,016	\$ -	4/15/2021
Oxnard	Ventura	Lemonwood Elementary	50/72538-00-019	07/27/18	\$ 1,937,447	\$ -	4/15/2021
Oxnard	Ventura	Elm Street Elementary	50/72538-00-020	07/27/18	\$ 832,824	\$ -	4/15/2021
Oxnard	Ventura	Thurgood Marshall Elementary	50/72538-00-021	07/27/18	\$ 957,376	\$ -	4/15/2021
Oxnard	Ventura	McKinna Elementary	50/72538-00-022	07/27/18	\$ 10,247,550	\$ -	4/15/2021
Oxnard	Ventura	McKinna Elementary	50/72538-00-023	07/27/18	\$ 960,061	\$ -	4/15/2021
Kern High	Kern	Frontier High	50/63529-00-011	07/30/18	\$ 4,390,293	\$ -	4/15/2021
Oxnard	Ventura	Ramona Elementary	50/72538-00-024	07/30/18	\$ 660,882	\$ -	4/15/2021
Irvine Unified	Orange	Springbrook Elementary	50/73650-00-044	07/30/18	\$ 1,626,156	\$ -	4/15/2021
Konocti Unified	Lake	Lower Lake Elementary	50/64022-00-002	08/06/18	\$ 350,352	\$ -	4/15/2021
Redlands Unified	San Bernardino	Mission Elementary	50/67843-00-009	08/06/18	\$ 532,726	\$ -	4/15/2021
Clovis Unified	Fresno	Reagan Elementary	50/62117-00-022	08/07/18	\$ 440,947	\$ -	4/15/2021
Clovis Unified	Fresno	Reyburn Intermediate	50/62117-00-023	08/07/18	\$ 441,108	\$ -	4/15/2021
Clovis Unified	Fresno	James S Fugman Elementary	50/62117-00-024	08/07/18	\$ 254,782	\$ -	4/15/2021
Atwater Elementary	Merced	Peggy Heller Elementary	50/65631-00-005	08/07/18	\$ 2,312,887	\$ -	4/15/2021
Tustin Unified	Orange	Robert Heideman Elementary	50/73643-00-022	08/07/18	\$ 1,447,625	\$ -	4/15/2021
Los Banos Unified	Merced	Pacheco High	50/65755-00-011	08/08/18	\$ 1,492,303	\$ -	4/15/2021
Southern Kern Unified	Kern	Tropico Middle	50/63776-00-004	08/09/18	\$ 11,870,062	\$ 11,870,062	4/15/2021
Los Banos Unified	Merced	Volta Elementary	50/65755-00-012	08/09/18	\$ 1,076,430	\$ -	4/15/2021
Pajaro Valley Unified	Santa Cruz	Aptos Junior High	50/69799-00-009	08/09/18	\$ 2,254,552	\$ -	4/15/2021
Pajaro Valley Unified	Santa Cruz	Valencia Elementary	50/69799-00-010	08/09/18	\$ 1,457,285	\$ -	4/15/2021
Chico Unified	Butte	Neal Dow Elementary	50/61424-00-007	08/10/18	\$ 1,589,066	\$ -	6/1/2021
Chico Unified	Butte	Marigold Elementary	50/61424-00-008	08/10/18	\$ 656,036	\$ -	6/1/2021
Chico Unified	Butte	Loma Vista	50/61424-00-009	08/10/18	\$ 667,338	\$ -	6/1/2021
Chico Unified	Butte	Shasta Elementary	50/61424-00-010	08/10/18	\$ 1,691,974	\$ -	6/1/2021
Albany City Unified	Alameda	Albany Middle	50/61127-00-003	08/13/18	\$ 4,492,118	\$ -	6/1/2021
Bakersfield City	Kern	New Elementary	50/63321-00-040	08/15/18	\$ 14,612,348	\$ 14,612,348	6/1/2021
Roberts Ferry Union Elementary	Stanislaus	Roberts Ferry Union Elementary	50/71233-00-002	08/15/18	\$ 537,066	\$ 537,066	6/1/2021

SFP APPLICATIONS  
 New Construction and Charter School Facilities Program  
 - Workload as of July 31, 2021 -

District	County	Site Name	Application Number	OPSC Date Received	Estimated State Grant (a)	Financial Hardship (b)	Notification Occurred**
Monson-Sultana Joint Union Elementary	Tulare	Monson-Sultana Elementary	50/72009-00-003	08/15/18	\$ 1,324,540	\$ 1,324,540	6/1/2021
Willows Unified	Glenn	Murdock Elementary	50/62661-00-001	08/17/18	\$ 1,303,978	\$ -	6/1/2021
Centinela Valley Union High	Los Angeles	Hawthorne High	50/64352-00-007	08/17/18	\$ 1,122,890	\$ -	6/1/2021
Anaheim Union High	Orange	Dale Junior High	50/66431-05-002	08/17/18	\$ 2,491,096	\$ -	6/1/2021
Anaheim Union High	Orange	Oxford Academy	50/66431-05-003	08/17/18	\$ 1,470,799	\$ -	6/1/2021
Corona-Norco Unified	Riverside	Dr Bernice Jameson Todd Academy	50/67033-00-044	08/17/18	\$ 5,996,385	\$ -	6/1/2021
Templeton Unified	San Luis Obispo	Templeton High	50/68841-00-002	08/17/18	\$ 3,406,620	\$ -	6/1/2021
Gustine Unified	Merced	Gustine Middle	50/73619-00-008	08/17/18	\$ 1,458,100	\$ 1,458,100	6/1/2021
Gustine Unified	Merced	Gustine Elementary	50/73619-00-009	08/17/18	\$ 1,433,571	\$ 1,433,571	6/1/2021
Irvine Unified	Orange	Canyon View Elementary	50/73650-00-045	08/17/18	\$ 932,595	\$ -	6/1/2021
Yuba County Office of Education	Yuba	Virginia School	50/10587-00-004	08/22/18	\$ 613,950	\$ 613,950	7/15/2021
Yuba County Office of Education	Yuba	Virginia School	50/10587-00-005	08/22/18	\$ 382,468	\$ 382,468	7/15/2021
Corona-Norco Unified	Riverside	Rondo Elementary	50/67033-00-045	08/22/18	\$ 16,832,543	\$ -	7/15/2021
San Dieguito Union High	San Diego	San Dieguito High Academy	50/68346-00-006***	08/23/18	\$ 6,836,372	\$ -	7/15/2021
Rocklin Unified	Placer	Elementary #12	50/75085-00-014***	08/23/18	\$ 16,135,519	\$ -	7/15/2021
San Carlos Elementary	San Mateo	San Carlos Charter Learning Center	50/69021-00-001***	08/24/18	\$ 5,939,528	\$ -	7/15/2021
Irvine Unified	Orange	Meadow Park Elementary	50/73650-00-046***	08/24/18	\$ 1,149,109	\$ -	7/15/2021
Irvine Unified	Orange	Brywood Elementary	50/73650-00-047***	08/24/18	\$ 1,094,082	\$ -	7/15/2021
Roseville City Elementary	Placer	Riego Creek Elementary	50/66910-00-015***	08/29/18	\$ 13,101,726	\$ -	7/15/2021
Tahoe-Truckee Unified	Placer	Kings Beach Elementary	50/66944-00-006***	08/29/18	\$ 1,810,817	\$ -	7/15/2021
Tahoe-Truckee Unified	Placer	Tahoe Truckee High	50/66944-00-007***	08/29/18	\$ 7,839,397	\$ -	7/15/2021
Tahoe-Truckee Unified	Placer	Donner Trail Elementary	50/66944-00-008***	08/29/18	\$ 564,411	\$ -	7/15/2021
Los Angeles Unified	Los Angeles	Castlebay Lane Elementary	50/64733-00-144***	08/30/18	\$ 2,539,262	\$ -	7/15/2021
Los Angeles Unified	Los Angeles	Latona Avenue Elementary	50/64733-00-145***	08/30/18	\$ 2,758,524	\$ -	7/15/2021
Los Angeles Unified	Los Angeles	Porter Ranch Community	50/64733-00-146***	08/30/18	\$ 3,054,672	\$ -	7/15/2021
Los Angeles Unified	Los Angeles	Normont Elementary	50/64733-00-147***	08/30/18	\$ 2,467,384	\$ -	7/15/2021
Los Angeles Unified	Los Angeles	Multnomah Street Elementary	50/64733-34-001***	08/30/18	\$ 2,490,317	\$ -	7/15/2021
Galt Joint Union High	Sacramento	Galt High	50/67355-00-006***	09/04/18	\$ 2,262,821	\$ -	
Los Angeles Unified	Los Angeles	Berendo Middle	50/64733-00-148***	09/05/18	\$ 2,756,321	\$ -	
Sacramento County Office of Education	Sacramento	New Community School	50/10348-00-003***	09/06/18	\$ 675,200	\$ 675,200	
Robla Elementary	Sacramento	Main Avenue Elementary	50/67421-00-001***	09/06/18	\$ 2,737,939	\$ -	
Robla Elementary	Sacramento	Main Avenue Elementary	50/67421-00-002***	09/06/18	\$ 1,707,611	\$ -	
Jacoby Creek Elementary	Humboldt	Jacoby Creek	50/62893-00-001***	09/07/18	\$ 347,010	\$ 347,010	
Tulare Joint Union High	Tulare	Tulare Union High	50/72249-00-004***	09/07/18	\$ 3,358,975	\$ -	
Stockton Unified	San Joaquin	Kennedy Elementary	50/68676-01-003***	09/10/18	\$ 6,750,094	\$ -	
Sanger Unified	Fresno	Ronald W Reagan Elementary	50/62414-00-023***	09/12/18	\$ 429,395	\$ -	
Brawley Elementary	Imperial	La Paloma	50/63073-00-002***	09/12/18	\$ 12,914,632	\$ -	
Los Angeles Unified	Los Angeles	Porter Ranch Community	50/64733-00-149***	09/12/18	\$ 3,478,337	\$ -	
Laguna Beach Unified	Orange	Thurston Middle	51/66555-00-001	04/29/21	\$ 852,885	\$ -	
Los Angeles Unified	Los Angeles	Crenshaw Senior High	51/64733-00-004*	05/26/21	\$ 2,805,463	\$ -	
Mountain Valley Unified	Trinity	Hayfork Elementary	51/75028-00-004	06/08/21	\$ 2,150,717	\$ -	

SFP APPLICATIONS  
 New Construction and Charter School Facilities Program  
 - Workload as of July 31, 2021 -

District	County	Site Name	Application Number	OPSC Date Received	Estimated State Grant (a)	Financial Hardship (b)	Notification Occurred**
----------	--------	-----------	--------------------	--------------------	---------------------------	------------------------	-------------------------

Summary of New Construction Funding	Total (in Dollars)
<b>Estimated State Grant (Column F)</b>	\$ 390,121,661
<b>Financial Hardship (Column G)</b>	\$ 86,859,094
<b>Total of Estimated State Grant and Financial Hardship</b>	<b>\$ 476,980,754</b>

New Construction Funding	Estimated State	
	Grant	Financial Hardship
<b>Funding Sub-totals</b>	<b>\$ 384,312,596</b>	<b>\$ 86,859,094</b>
<b>Facility Hardship - Non-Seismic</b>	<b>\$ 3,003,602</b>	<b>\$ -</b>
<b>Funding Total</b>		<b>\$ 474,175,291</b>
<b>Facility Hardship - Seismic</b>	<b>\$ 2,805,463</b>	<b>\$ -</b>
<b>Charter Schools</b>	<b>\$ -</b>	<b>\$ -</b>

(a) Represents estimated state share of project including excessive cost grants. Amounts shown have not been reviewed by OPSC for compliance with all School Facility Program requirements.

(b) Represents estimated financial hardship. Amounts shown have not been reviewed by OPSC for compliance with all School Facility Program requirements.

\*Facility Hardship project requesting Seismic Mitigation Program funding.

\*\* School districts have been notified that the Office of Public School Construction will begin processing the district's application in the near future.

\*\*\* These applications exceed the available bond authority. The applications were submitted prior to OPSC's notification to school districts to submit a school board resolution with the application.

\*\*\*\* Estimated State Grant is equal to the estimated State Share at the time the application was submitted.



SFP APPLICATIONS  
 Modernization School Facilities Program  
 - Workload as of July 31, 2021 -

District	County	Site Name	Application Number	OPSC Date Received	Estimated State Grant (a)	Financial Hardship (b)	Notification Occurred**
Los Angeles Unified	Los Angeles	George Washington Carver Middle	57/64733-00-640	02/07/18	\$ 4,864,058	\$ -	3/4/2020
Los Angeles Unified	Los Angeles	Woodrow Wilson Senior High	57/64733-00-658	03/07/18	\$ 3,778,899	\$ -	4/2/2020
Long Beach Unified	Los Angeles	Roosevelt Elementary	57/64725-00-041	03/21/18	\$ 6,227,165	\$ -	11/1/2020
Cupertino Union	Santa Clara	Nelson S Dilworth Elementary	57/69419-00-029	05/07/18	\$ 510,003	\$ -	1/4/2021
Los Angeles Unified	Los Angeles	Humphreys Avenue Elementary	57/64733-00-687	05/15/18	\$ 6,897,346	\$ -	1/4/2021
Los Angeles Unified	Los Angeles	Apperson Street Elementary	57/64733-00-693	05/22/18	\$ 838,001	\$ -	2/1/2021
Round Valley Unified	Mendocino	Round Valley High	57/65607-00-001	05/22/18	\$ 1,003,579	\$ -	2/1/2021
Los Angeles Unified	Los Angeles	Johnnie Cochran, Jr, Middle	57/64733-00-697	05/29/18	\$ 2,116,017	\$ -	2/1/2021
Los Angeles Unified	Los Angeles	Harrison Street Elementary	57/64733-00-700	06/13/18	\$ 1,024,516	\$ -	3/1/2021
Riverdale Joint Unified	Fresno	Riverdale Elementary	57/75408-00-006	06/14/18	\$ 690,356	\$ -	3/1/2021
Solana Beach Elementary	San Diego	Solana Highlands Elementary	57/68387-00-003	06/15/18	\$ 2,573,516	\$ -	3/1/2021
Barstow Unified	San Bernardino	Barstow Fine Arts Academy (formerly Barstow Intermediate)	57/67611-00-003	06/18/18	\$ 4,053,288	\$ -	3/1/2021
Sweetwater Union High	San Diego	Bonita Vista Middle	57/68411-00-049	06/25/18	\$ 1,419,295	\$ -	3/1/2021
Elk Grove Unified	Sacramento	Jackson Elementary	57/67314-00-031	07/09/18	\$ 1,792,428	\$ -	4/1/2021
Elk Grove Unified	Sacramento	Florin Elementary	57/67314-00-032	07/10/18	\$ 2,821,509	\$ -	4/1/2021
Los Angeles Unified	Los Angeles	Dodson Middle School	57/64733-20-020	07/11/18	\$ 2,394,270	\$ -	4/1/2021
Muroc Joint Unified	Kern	Boron Junior-Senior High	57/63685-00-010	07/12/18	\$ 3,108,287	\$ -	4/1/2021
Del Norte County Unified	Del Norte	Joe Hamilton Elementary	57/61820-00-007	07/13/18	\$ 500,295	\$ -	4/1/2021
Golden Plains Unified	Fresno	San Joaquin Elementary	57/75234-00-007	07/13/18	\$ 3,776,997	\$ -	4/1/2021
Elk Grove Unified	Sacramento	Florin High	57/67314-00-033	07/16/18	\$ 6,021,182	\$ -	4/1/2021
Solana Beach Elementary	San Diego	Skyline Elementary	57/68387-00-004	07/17/18	\$ 591,537	\$ -	4/1/2021
Firebaugh-Las Deltas Unified	Fresno	Firebaugh Middle	57/73809-00-006	07/17/18	\$ 513,079	\$ -	4/1/2021
Norwalk-La Mirada Unified	Los Angeles	Los Alisos Middle	57/64840-00-031	07/18/18	\$ 1,508,943	\$ -	4/1/2021
Fountain Valley Elementary	Orange	Masuda (Kazuo) Middle	57/66498-00-012	07/19/18	\$ 2,829,122	\$ -	4/1/2021
La Honda-Pescadero Unified	San Mateo	La Honda Elementary	57/68940-00-001	07/19/18	\$ 769,626	\$ -	4/1/2021
Sequoia Union High	San Mateo	Sequoia High	57/69062-00-038	07/19/18	\$ 2,850,756	\$ -	4/1/2021
Franklin-McKinley Elementary	Santa Clara	Windmill Springs Elementary	57/69450-00-011	07/19/18	\$ 2,646,603	\$ -	4/1/2021
Franklin-McKinley Elementary	Santa Clara	Windmill Springs Elementary	57/69450-00-012	07/19/18	\$ 577,483	\$ -	4/1/2021
Torrance Unified	Los Angeles	Edward J Richardson Middle	57/65060-00-046	07/20/18	\$ 855,104	\$ -	4/1/2021
Ocean View Elementary	Orange	Westmont Elementary	57/66613-00-023	07/20/18	\$ 148,414	\$ -	4/1/2021
William S. Hart Union High	Los Angeles	Sierra Vista Junior High	57/65136-00-011	07/24/18	\$ 121,354	\$ -	4/1/2021
Fullerton Joint Union High	Orange	La Habra High	57/66514-00-021	07/24/18	\$ 964,915	\$ -	4/1/2021
Atascadero Unified	San Luis Obispo	Atascadero High	57/68700-00-008	07/24/18	\$ 1,343,650	\$ -	4/1/2021
Fairfield-Suisun Unified	Solano	Fairview Elementary	57/70540-00-018	07/24/18	\$ 2,802,793	\$ -	4/1/2021
Fairfield-Suisun Unified	Solano	Grange Middle	57/70540-00-019	07/24/18	\$ 1,245,177	\$ -	4/1/2021
Dublin Unified	Alameda	Dublin Elementary	57/75093-00-015	07/24/18	\$ 1,034,478	\$ -	4/1/2021
Norwalk-La Mirada Unified	Los Angeles	Arlie F Hutchinson Middle	57/64840-00-032	07/26/18	\$ 790,339	\$ -	4/1/2021
Norwalk-La Mirada Unified	Los Angeles	Gardenhill Elementary	57/64840-00-033	07/26/18	\$ 197,889	\$ -	4/1/2021
Garden Grove Unified	Orange	Merton E Hill Elementary	57/66522-00-087	07/26/18	\$ 228,917	\$ -	4/1/2021
Garden Grove Unified	Orange	C C Violette Elementary	57/66522-00-088	07/26/18	\$ 697,426	\$ -	4/1/2021
Garden Grove Unified	Orange	Heritage Elementary	57/66522-00-089	07/26/18	\$ 794,110	\$ -	4/1/2021
Oxnard Elementary	Ventura	Elm Street Elementary	57/72538-00-029	07/27/18	\$ 404,879	\$ -	4/15/2021
Oxnard Elementary	Ventura	McKinna Elementary	57/72538-00-030	07/27/18	\$ 467,912	\$ -	4/15/2021
Healdsburg Unified	Sonoma	Healdsburg Junior High	57/75390-00-003	07/30/18	\$ 2,573,598	\$ -	4/15/2021
Healdsburg Unified	Sonoma	Healdsburg High	57/75390-00-004	07/30/18	\$ 5,546,148	\$ -	4/15/2021
Barstow Unified	San Bernardino	Barstow Junior High	57/67611-00-004	07/31/18	\$ 5,061,294	\$ -	4/15/2021
Natomas Unified	Sacramento	Jefferson Elementary	57/75283-00-005	07/31/18	\$ 2,663,525	\$ -	4/15/2021
Los Angeles Unified	Los Angeles	Walnut Park Elementary	57/64733-00-701	08/01/18	\$ 454,404	\$ -	4/15/2021
Los Angeles Unified	Los Angeles	Fairfax Senior High	57/64733-00-702	08/01/18	\$ 1,160,178	\$ -	4/15/2021
Anaheim Union High	Orange	John F Kennedy High	57/66431-00-018	08/02/18	\$ 1,533,622	\$ -	4/15/2021
Anaheim Union High	Orange	John F Kennedy High	57/66431-00-019	08/02/18	\$ 1,942,357	\$ -	4/15/2021
Exeter Unified	Tulare	Wilson Middle	57/76836-00-001	08/02/18	\$ 988,148	\$ -	4/15/2021
Konocti Unified	Lake	Lower Lake Elementary	57/64022-00-013	08/06/18	\$ 2,618,613	\$ -	4/15/2021
Pomona Unified	Los Angeles	Alcott Elementary	57/64907-00-032	08/06/18	\$ 583,195	\$ -	4/15/2021
Pomona Unified	Los Angeles	Washington Elementary	57/64907-00-033	08/07/18	\$ 1,677,895	\$ -	4/15/2021
Newcastle Elementary	Placer	Newcastle Elementary	57/66852-00-002	08/07/18	\$ 756,513	\$ 504,342	4/15/2021
Los Nietos Elementary	Los Angeles	Los Nietos Middle	57/64758-00-005	08/08/18	\$ 4,492,891	\$ -	4/15/2021
Whittier City Elementary	Los Angeles	Walter F Dexter Middle	57/65110-00-014	08/08/18	\$ 4,321,829	\$ -	4/15/2021
Saddleback Valley Unified	Orange	Portola Hills Elementary	57/73635-00-040	08/08/18	\$ 4,443,161	\$ -	4/15/2021
Berkeley Unified	Alameda	John Muir Elementary	57/61143-00-018	08/09/18	\$ 2,594,312	\$ -	4/15/2021
Chico Unified	Butte	Neal Dow Elementary	57/61424-00-006	08/10/18	\$ 2,038,050	\$ -	6/1/2021
Chico Unified	Butte	Marigold Elementary	57/61424-00-007	08/10/18	\$ 2,585,715	\$ -	6/1/2021

SFP APPLICATIONS  
 Modernization School Facilities Program  
 - Workload as of July 31, 2021 -

District	County	Site Name	Application Number	OPSC Date Received	Estimated State Grant (a)	Financial Hardship (b)	Notification Occurred**
Chico Unified	Butte	Loma Vista	57/61424-00-008	08/10/18	\$ 246,682	\$ -	6/1/2021
Chico Unified	Butte	Shasta Elementary	57/61424-00-009	08/10/18	\$ 2,133,364	\$ -	6/1/2021
San Antonio Union Elementary	Monterey	San Antonio Elementary	57/66167-00-002	08/13/18	\$ 196,390	\$ -	6/1/2021
Fruitvale Elementary	Kern	Discovery Elementary	57/63479-00-003	08/14/18	\$ 3,053,627	\$ -	6/1/2021
Fruitvale Elementary	Kern	Quailwood Elementary	57/63479-00-004	08/14/18	\$ 98,944	\$ -	6/1/2021
Fruitvale Elementary	Kern	Fruitvale Junior High	57/63479-00-005	08/14/18	\$ 944,020	\$ -	6/1/2021
Roberts Ferry Union Elementary	Stanislaus	Roberts Ferry Union Elementary	57/71233-00-002	08/15/18	\$ 53,085	\$ 35,390	6/1/2021
Willows Unified	Glenn	Willows Intermediate	57/62661-00-006	08/17/18	\$ 587,603	\$ -	6/1/2021
Willows Unified	Glenn	Murdock Elementary	57/62661-00-007	08/17/18	\$ 2,003,968	\$ -	6/1/2021
Santa Ana Unified	Orange	George Washington Carver Elementary	57/66670-00-055	08/17/18	\$ 2,972,873	\$ -	6/1/2021
Irvine Unified	Orange	Canyon View Elementary	57/73650-00-032	08/17/18	\$ 1,671,074	\$ -	6/1/2021
Hughson Unified	Stanislaus	Emilie J Ross Middle	57/75549-00-004	08/17/18	\$ 422,593	\$ -	6/1/2021
Hughson Unified	Stanislaus	Hughson Elementary	57/75549-00-005	08/17/18	\$ 1,813,478	\$ -	6/1/2021
Central Union Elementary	Kings	Akers Elementary	57/63883-00-001	08/22/18	\$ 3,604,760	\$ 2,403,173	7/15/2021
Central Union Elementary	Kings	R J Neutra Elementary	57/63883-00-002	08/22/18	\$ 334,924	\$ 223,283	7/15/2021
Central Union Elementary	Kings	Central Elementary	57/63883-00-003	08/22/18	\$ 210,870	\$ 140,580	7/15/2021
Central Union Elementary	Kings	Stratford Elementary	57/63883-00-004	08/22/18	\$ 204,582	\$ 136,388	7/15/2021
San Dieguito Union High	San Diego	San Dieguito High Academy	57/68346-00-008	08/23/18	\$ 5,284,508	\$ -	7/15/2021
Ballico-Cressey Elementary	Merced	Ballico Elementary	57/65649-00-001	08/24/18	\$ 1,457,146	\$ 971,431	7/15/2021
Ballico-Cressey Elementary	Merced	Cressey Elementary	57/65649-00-002	08/24/18	\$ 796,291	\$ 530,861	7/15/2021
Huntington Beach City Elementary	Orange	Ralph E Hawes Elementary	57/66530-00-019	08/24/18	\$ 878,806	\$ -	7/15/2021
Tahoe-Truckee Unified	Placer	Kings Beach Elementary	57/66944-00-015	08/29/18	\$ 1,334,568	\$ -	7/15/2021
Irvine Unified	Orange	Meadow Park Elementary	57/73650-00-033	08/29/18	\$ 2,526,142	\$ -	7/15/2021
Lake Elementary	Glenn	Lake Elementary	57/62596-00-002	08/30/18	\$ 199,611	\$ 133,074	7/15/2021
Rescue Union Elementary	El Dorado	Marina Village Middle	57/61978-00-005	08/31/18	\$ 3,517,807	\$ -	7/15/2021
Nevada Joint Union High	Nevada	Bear River High	57/66357-00-011	08/31/18	\$ 1,701,785	\$ -	7/15/2021
Nevada Joint Union High	Nevada	Nevada Union High	57/66357-00-012	08/31/18	\$ 2,688,984	\$ -	7/15/2021
Galt Joint Union High	Sacramento	Galt High	57/67355-00-003	09/04/18	\$ 6,409,302	\$ -	7/15/2021
Golden Plains Unified	Fresno	Tranquillity Elementary	57/75234-00-008	09/04/18	\$ 292,319	\$ -	7/15/2021
Anaheim Union High	Orange	Dale Junior High	57/66431-00-020	09/05/18	\$ 2,140,488	\$ -	7/15/2021
Alta Loma Elementary	San Bernardino	Hermosa Elementary	57/67595-00-007	09/05/18	\$ 2,690,494	\$ -	7/15/2021
Alta Loma Elementary	San Bernardino	Deer Canyon Elementary	57/67595-00-008	09/05/18	\$ 2,877,659	\$ -	7/15/2021
Central Union High	Imperial	Southwest High	57/63115-00-004	09/06/18	\$ 1,517,899	\$ -	7/15/2021
Robla Elementary	Sacramento	Main Avenue Elementary	57/67421-00-002	09/06/18	\$ 1,349,608	\$ -	7/15/2021
Campbell Union High	Santa Clara	Branham High	57/69401-00-022	09/06/18	\$ 1,886,758	\$ -	7/15/2021
Jacoby Creek Elementary	Humboldt	Jacoby Creek	57/62893-00-002	09/07/18	\$ 226,432	\$ 150,955	7/15/2021
Twin Rivers Unified	Sacramento	Vineland Elementary	57/76505-00-065	09/07/18	\$ 987,407	\$ -	7/15/2021
Clovis Unified	Fresno	Liberty Elementary	57/62117-00-059	09/10/18	\$ 2,193,297	\$ -	7/15/2021
Ripon Unified	San Joaquin	Colony Oak Elementary	57/68650-00-004	09/10/18	\$ 2,462,491	\$ -	7/15/2021
South San Francisco Unified	San Mateo	Westborough Middle	57/69070-00-020	09/12/18	\$ 304,412	\$ -	7/15/2021
Gilroy Unified	Santa Clara	Gilroy High	57/69484-00-009	09/12/18	\$ 919,980	\$ -	7/15/2021
Anaheim Union High	Orange	Savanna High	57/66431-00-022	09/13/18	\$ 3,673,572	\$ -	7/15/2021
Tahoe-Truckee Unified	Placer	Donner Trail Elementary	57/66944-00-016	09/13/18	\$ 326,254	\$ -	7/15/2021
Berkeley Unified	Alameda	Berkeley High	57/61143-00-019	09/14/18	\$ 17,680,064	\$ -	7/15/2021
Berkeley Unified	Alameda	Jefferson Elementary	57/61143-00-020	09/14/18	\$ 841,012	\$ -	7/15/2021
Burbank Unified	Los Angeles	George Washington Elementary	57/64337-00-021	09/14/18	\$ 565,643	\$ -	7/15/2021
Burbank Unified	Los Angeles	Theodore Roosevelt Elementary	57/64337-00-022	09/14/18	\$ 1,282,669	\$ -	7/15/2021
Castro Valley Unified	Alameda	Canyon Middle	57/61150-00-025	09/17/18	\$ 1,369,317	\$ -	7/15/2021
Colton Joint Unified	San Bernardino	Colton Middle	57/67686-00-026	09/17/18	\$ 2,585,057	\$ -	7/15/2021
Franklin-McKinley Elementary	Santa Clara	G W Hellyer Elementary	57/69450-00-013	09/17/18	\$ 1,394,725	\$ -	7/15/2021
Washington Colony Elementary	Fresno	Washington Colony Elementary	57/62513-00-002	09/18/18	\$ 169,187	\$ 112,791	7/15/2021
Elk Grove Unified	Sacramento	Union House Elementary	57/67314-00-034	09/18/18	\$ 1,338,228	\$ -	7/15/2021
Kings River Union Elementary	Tulare	Kings River Elementary	57/71969-00-002	09/18/18	\$ 192,184	\$ 128,122	7/15/2021
Anaheim Union High	Orange	Oxford Academy	57/66431-00-023	09/19/18	\$ 2,216,299	\$ -	7/15/2021
Twin Rivers Unified	Sacramento	Frederick Joyce Elementary	57/76505-00-066	09/19/18	\$ 3,874,280	\$ -	7/15/2021
Yuba County Office of Education	Yuba	Goldfield School (Sdl)	57/10587-00-003	09/20/18	\$ 367,576	\$ 245,051	7/15/2021
Live Oak Unified	Sutter	Live Oak Middle	57/71399-00-002	09/21/18	\$ 1,003,548	\$ -	7/15/2021
Live Oak Unified	Sutter	Luther Elementary	57/71399-00-003	09/21/18	\$ 610,682	\$ -	7/15/2021
Clear Creek Elementary	Nevada	Clear Creek Elementary	57/66324-00-002	09/24/18	\$ 39,656	\$ 26,437	7/15/2021
Anaheim Elementary	Orange	Marshall (John) Elementary	57/66423-00-032	09/24/18	\$ 8,260,797	\$ -	7/15/2021
Berkeley Unified	Alameda	Willard Middle	57/61143-00-021	09/25/18	\$ 1,854,825	\$ -	7/15/2021
Monroe Elementary	Fresno	Monroe Elementary	57/62323-00-001	09/25/18	\$ 153,017	\$ 102,011	7/15/2021

SFP APPLICATIONS  
 Modernization School Facilities Program  
 - Workload as of July 31, 2021 -

District	County	Site Name	Application Number	OPSC Date Received	Estimated State Grant (a)	Financial Hardship (b)	Notification Occurred**
Lakeport Unified	Lake	Terrace Middle	57/64030-00-009	09/25/18	\$ 1,743,589	\$ -	-
Fairfield-Suisun Unified	Solano	Dan O Root Elementary	57/70540-00-020	09/25/18	\$ 3,261,347	\$ -	-
Riverside Unified	Riverside	Polytechnic High	57/67215-00-035	09/26/18	\$ 3,692,426	\$ -	-
Pomona Unified	Los Angeles	Diamond Point Elementary	57/64907-00-034	09/27/18	\$ 468,070	\$ -	-
Pomona Unified	Los Angeles	Montvue Elementary	57/64907-00-035	09/27/18	\$ 472,591	\$ -	-
Folsom-Cordova Unified	Sacramento	Oak Chan Elementary	57/67330-21-006	09/28/18	\$ 2,362,326	\$ -	-
Ripon Unified	San Joaquin	Weston Elementary	57/68650-00-005	09/28/18	\$ 2,288,270	\$ -	-
Roseville Joint Union High	Placer	Oakmont High	57/66928-00-004	10/01/18	\$ 2,152,365	\$ -	-
San Ramon Valley Unified	Contra Costa	Montevideo Elementary	57/61804-00-035	10/02/18	\$ 2,858,942	\$ -	-
Norwalk-La Mirada Unified	Los Angeles	Norwalk High	57/64840-00-034	10/03/18	\$ 1,726,535	\$ -	-
San Ramon Valley Unified	Contra Costa	Green Valley Elementary	57/61804-00-036	10/04/18	\$ 3,312,817	\$ -	-
Grossmont Union High	San Diego	Grossmont High	57/68130-00-030	10/05/18	\$ 3,110,103	\$ -	-
Grossmont Union High	San Diego	Helix High	57/68130-00-031	10/08/18	\$ 3,895,700	\$ -	-
Alameda Unified	Alameda	Edison Elementary	57/61119-00-020	10/09/18	\$ 974,685	\$ -	-
San Ramon Valley Unified	Contra Costa	Golden View Elementary	57/61804-00-037	10/09/18	\$ 3,191,788	\$ -	-
Westside Elementary	Fresno	Westside Elementary	57/62547-00-001	10/09/18	\$ 160,144	\$ 106,763	-
Compton Unified	Los Angeles	Centennial High	57/73437-01-042	10/10/18	\$ 855,992	\$ -	-
Compton Unified	Los Angeles	Dominguez High	57/73437-01-043	10/10/18	\$ 1,833,817	\$ -	-
San Ramon Valley Unified	Contra Costa	Rancho Romero Elementary	57/61804-00-038	10/12/18	\$ 659,074	\$ -	-
Alvina Elementary	Fresno	Alvina Elementary Charter	57/61994-00-001	10/12/18	\$ 125,412	\$ 83,608	-
Grossmont Union High	San Diego	Granite Hills High	57/68130-00-032	10/12/18	\$ 1,031,181	\$ -	-
San Marcos Unified	San Diego	San Marcos Middle	57/73791-00-009	10/15/18	\$ 2,917,239	\$ -	-
Imperial County Office of Education	Imperial	De Anza 9th Grade Academy	57/10132-00-002	07/16/18	\$ 319,723	\$ 213,149	-
Alview-Dairyland Union Elementary	Madera	Alview Elementary	57/65177-00-003	10/16/18	\$ 126,175	\$ 84,116	-
Alview-Dairyland Union Elementary	Madera	Dairyland Elementary	57/65177-00-004	10/16/18	\$ 137,620	\$ 91,747	-
San Diego Unified	San Diego	Logan K-8	57/68338-00-231	10/16/18	\$ 2,655,019	\$ -	-
Nevada Joint Union High	Nevada	Bear River High	57/66357-00-013	10/17/18	\$ 894,488	\$ -	-
Nevada Joint Union High	Nevada	Bear River High	57/66357-00-014	10/17/18	\$ 1,538,138	\$ -	-
Anaheim Union High	Orange	Polaris High (Alternative)	57/66431-00-024	10/17/18	\$ 3,621,798	\$ -	-
Visalia Unified	Tulare	Ivanhoe Elementary	57/72256-00-027	10/17/18	\$ 2,980,599	\$ -	-
Visalia Unified	Tulare	Washington Elementary	57/72256-00-028	10/17/18	\$ 1,855,395	\$ -	-
Visalia Unified	Tulare	Crowley Elementary	57/72256-00-029	10/17/18	\$ 3,280,063	\$ -	-
Contra Costa County Office of Education	Contra Costa	Liberty High	57/10074-00-004	10/18/18	\$ 160,969	\$ 107,312	-
Chicago Park Elementary	Nevada	Chicago Park Elementary	57/66316-00-002	10/18/18	\$ 21,527	\$ 14,351	-
Chicago Park Elementary	Nevada	Chicago Park Community Charter	57/66316-00-003	10/18/18	\$ 42,717	\$ 28,478	-
Rescue Union Elementary	El Dorado	Green Valley Elementary	57/61978-00-006	10/22/18	\$ 2,690,494	\$ -	-
Alta Loma Elementary	San Bernardino	Vineyard Junior High	57/67595-00-009	10/22/18	\$ 3,973,736	\$ -	-
Alta Loma Elementary	San Bernardino	Victoria Groves Elementary	57/67595-00-010	10/23/18	\$ 2,716,628	\$ -	-
Long Beach Unified	Los Angeles	Webster Elementary	57/64725-00-022	10/24/18	\$ 4,070,543	\$ -	-
Davis Joint Unified	Yolo	Cesar Chavez Elementary	57/72678-00-015	10/24/18	\$ 1,251,636	\$ -	-
Lafayette Elementary	Contra Costa	M H Stanley Middle	57/61713-00-005	10/25/18	\$ 3,057,118	\$ -	-
Lafayette Elementary	Contra Costa	Lafayette Elementary	57/61713-00-006	10/25/18	\$ 201,590	\$ -	-
Lafayette Elementary	Contra Costa	Happy Valley Elementary	57/61713-00-007	10/25/18	\$ 802,496	\$ -	-
Long Beach Unified	Los Angeles	Mann Elementary	57/64725-00-023	10/25/18	\$ 1,187,052	\$ -	-
Long Beach Unified	Los Angeles	Lindsey Academy	57/64725-00-024	10/25/18	\$ 2,263,506	\$ -	-
Long Beach Unified	Los Angeles	Garfield Elementary	57/64725-00-025	10/25/18	\$ 2,719,384	\$ -	-
Long Beach Unified	Los Angeles	Stephens Middle	57/64725-00-026	10/25/18	\$ 3,365,831	\$ -	-
Long Beach Unified	Los Angeles	Rogers Middle	57/64725-00-027	10/25/18	\$ 1,501,644	\$ -	-
Long Beach Unified	Los Angeles	Lowell Elementary	57/64725-00-028	10/25/18	\$ 6,454,309	\$ -	-
Long Beach Unified	Los Angeles	Kettering Elementary	57/64725-00-029	10/25/18	\$ 2,974,945	\$ -	-
Long Beach Unified	Los Angeles	Jefferson Leadership Academies	57/64725-00-030	10/25/18	\$ 10,307,408	\$ -	-
Long Beach Unified	Los Angeles	McKinley Elementary	57/64725-00-031	10/25/18	\$ 4,860,576	\$ -	-
Napa Valley Unified	Napa	River Charter	57/66266-00-031	10/25/18	\$ 725,438	\$ -	-
Cupertino Union	Santa Clara	John F Kennedy Middle	57/69419-00-030	10/26/18	\$ 1,171,653	\$ -	-
Sylvan Union Elementary	Stanislaus	Orchard Elementary	57/71290-00-009	10/26/18	\$ 2,920,825	\$ -	-
Sylvan Union Elementary	Stanislaus	Sylvan Elementary	57/71290-00-010	10/26/18	\$ 2,914,989	\$ -	-
Castro Valley Unified	Alameda	Castro Valley High	57/61150-00-026	10/29/18	\$ 2,534,802	\$ -	-
Dixie Elementary	Marin	Dixie Elementary	57/65318-00-005	10/29/18	\$ 1,046,163	\$ -	-
Dixie Elementary	Marin	Mary E Silveira Elementary	57/65318-00-006	10/29/18	\$ 1,672,947	\$ -	-
Dixie Elementary	Marin	Vallecito Elementary	57/65318-00-007	10/29/18	\$ 2,100,176	\$ -	-
Grossmont Union High	San Diego	Monte Vista High	57/68130-00-033	10/29/18	\$ 182,570	\$ -	-
Monterey Peninsula Unified	Monterey	Central Coast High	57/66092-00-027	10/30/18	\$ 753,791	\$ -	-

SFP APPLICATIONS  
 Modernization School Facilities Program  
 - Workload as of July 31, 2021 -

District	County	Site Name	Application Number	OPSC Date Received	Estimated State Grant (a)	Financial Hardship (b)	Notification Occurred**
Orange Unified	Orange	Orange High	57/66621-00-054	10/30/18	\$ 4,111,981	\$ -	
Tahoe-Truckee Unified	Placer	Truckee Elementary	57/66944-00-017	10/30/18	\$ 2,843,377	\$ -	
South San Francisco Unified	San Mateo	Junipero Serra Elementary	57/69070-00-021	10/30/18	\$ 719,036	\$ -	
Coalinga-Huron Unified	Fresno	Coalinga High	57/62125-00-011	10/31/18	\$ 2,081,923	\$ -	
Central Union High	Imperial	Central Union High	57/63115-00-005	10/31/18	\$ 7,303,418	\$ 4,868,945	
McSwain Union Elementary	Merced	McSwain Elementary	57/65763-00-004	10/31/18	\$ 1,413,052	\$ 942,035	
San Juan Unified	Sacramento	Dyer-Kelly Elementary	57/67447-00-064	10/31/18	\$ 941,416	\$ -	
San Juan Unified	Sacramento	Greer Elementary	57/67447-00-065	10/31/18	\$ 731,760	\$ -	
San Ramon Valley Unified	Contra Costa	Vista Grande Elementary	57/61804-00-039	11/01/18	\$ 650,568	\$ -	
Centralia Elementary	Orange	Buena Terra Elementary	57/66472-00-013	11/02/18	\$ 102,941	\$ -	
Corcoran Joint Unified	Kings	Corcoran High	57/63891-00-013	11/05/18	\$ 1,150,070	\$ -	
Long Beach Unified	Los Angeles	Lakewood High	57/64725-00-032	11/06/18	\$ 2,119,315	\$ -	
Long Beach Unified	Los Angeles	Riley Elementary	57/64725-00-033	11/06/18	\$ 5,656,656	\$ -	
Long Beach Unified	Los Angeles	MacArthur Elementary	57/64725-00-034	11/06/18	\$ 4,787,307	\$ -	
Caruthers Unified	Fresno	Caruthers Elementary	57/75598-00-004	11/06/18	\$ 4,296,680	\$ -	
Clovis Unified	Fresno	Clovis East High	57/62117-00-060	11/07/18	\$ 4,150,531	\$ -	
Clovis Unified	Fresno	Reyburn Intermediate	57/62117-00-061	11/07/18	\$ 2,134,400	\$ -	
Carpinteria Unified	Santa Barbara	Carpinteria Senior High	57/69146-00-005	11/08/18	\$ 2,701,648	\$ -	
Carpinteria Unified	Santa Barbara	Carpinteria Senior High	57/69146-00-006	11/08/18	\$ 4,918,787	\$ -	
Fairfield-Suisun Unified	Solano	E Ruth Sheldon Academy of Innovative Learning	57/70540-00-021	11/08/18	\$ 2,257,059	\$ -	
Jurupa Unified	Riverside	West Riverside Elementary	57/67090-00-016	11/09/18	\$ 3,725,685	\$ -	
Val Verde Unified	Riverside	Rancho Verde High	57/75242-00-003	11/09/18	\$ 12,507,420	\$ -	
Galt Joint Union Elementary	Sacramento	Valley Oaks Elementary	57/67348-00-002	11/13/18	\$ 3,144,369	\$ -	
Mountain View Whisman	Santa Clara	Gabriela Mistral Elementary	57/69591-00-005	11/13/18	\$ 2,919,174	\$ -	
Centralia Elementary	Orange	Danbrook Elementary	57/66472-00-014	11/14/18	\$ 193,776	\$ -	
Santa Ana Unified	Orange	Valley High	57/66670-00-056	11/14/18	\$ 2,414,147	\$ -	
Western Placer Unified	Placer	Lincoln High	57/66951-00-004	11/14/18	\$ 5,731,319	\$ -	
San Rafael City High	Marin	San Rafael High	57/65466-00-005	11/16/18	\$ 1,721,260	\$ -	
Chino Valley Unified	San Bernardino	Oak Ridge Elementary	57/67678-00-024	11/16/18	\$ 3,248,313	\$ -	
Chino Valley Unified	San Bernardino	Gerald F Litel Elementary	57/67678-00-025	11/16/18	\$ 2,769,885	\$ -	
Chino Valley Unified	San Bernardino	Howard Cattle Elementary	57/67678-00-026	11/16/18	\$ 3,393,365	\$ -	
Carpinteria Unified	Santa Barbara	Carpinteria Junior High	57/69146-00-007	11/16/18	\$ 728,598	\$ -	
Cutler-Orosi Joint Unified	Tulare	Cutler Elementary	57/71860-00-013	11/19/18	\$ 2,648,382	\$ -	
Twin Rivers Unified	Sacramento	Creative Connections Arts Academy	57/76505-00-067	11/19/18	\$ 214,532	\$ -	
Long Beach Unified	Los Angeles	Cleveland Elementary	57/64725-00-035	11/20/18	\$ 1,198,670	\$ -	
Long Beach Unified	Los Angeles	Longfellow Elementary	57/64725-00-036	11/20/18	\$ 1,748,164	\$ -	
Carpinteria Unified	Santa Barbara	Aliso Elementary	57/69146-00-008	11/20/18	\$ 491,094	\$ -	
Ramona City Unified	San Diego	James Dukes Elementary	57/68304-00-005	11/26/18	\$ 347,419	\$ 231,613	
Ramona City Unified	San Diego	Barnett Elementary	57/68304-00-006	11/26/18	\$ 347,419	\$ 231,613	
Ramona City Unified	San Diego	Olive Peirce Middle	57/68304-00-007	11/26/18	\$ 653,129	\$ 435,420	
Ramona City Unified	San Diego	Mt Woodson Elementary	57/68304-00-008	11/26/18	\$ 387,631	\$ 258,420	
Lucia Mar Unified	San Luis Obispo	Arroyo Grande High	57/68759-00-013	11/27/18	\$ 1,978,891	\$ -	
West Contra Costa Unified	Contra Costa	Helms Middle	57/61796-00-052	11/28/18	\$ 4,133,414	\$ -	
William S. Hart Union High	Los Angeles	William S Hart High	57/65136-00-012	11/29/18	\$ 6,141,672	\$ -	
Carpinteria Unified	Santa Barbara	Canalino Elementary	57/69146-00-009	11/29/18	\$ 3,842,590	\$ -	
Ocean View	Ventura	Ocean View Junior High	57/72512-00-005	11/29/18	\$ 1,787,081	\$ -	
Charter Oak Unified	Los Angeles	Willow Elementary	57/64378-00-012	11/30/18	\$ 903,779	\$ -	
San Juan Unified	Sacramento	Ottomon Way Elementary	57/67447-00-066	12/03/18	\$ 1,837,923	\$ -	
San Juan Unified	Sacramento	Carriage Drive Elementary	57/67447-00-067	12/03/18	\$ 2,938,487	\$ -	
San Juan Unified	Sacramento	Twin Lakes Elementary	57/67447-00-068	12/03/18	\$ 2,502,662	\$ -	
Big Springs Union Elementary	Siskiyou	Big Springs Elementary	57/70185-00-002	12/03/18	\$ 587,555	\$ 391,703	
Inglewood Unified	Los Angeles	Monroe (Albert F) Magnet Middle School	57/64634-00-003	12/04/18	\$ 2,832,675	\$ -	
San Rafael City High	Marin	Terra Linda High	57/65466-00-006	12/04/18	\$ 2,142,720	\$ -	
Kings Canyon Joint Unified	Fresno	Jefferson Elementary	57/62265-00-025	12/05/18	\$ 1,871,766	\$ -	
Kings Canyon Joint Unified	Fresno	Dunlap Elementary	57/62265-00-026	12/05/18	\$ 1,162,498	\$ -	
Lafayette Elementary	Contra Costa	Springhill Elementary	57/61713-00-008	12/06/18	\$ 504,351	\$ -	
Chino Valley Unified	San Bernardino	Ruben S Ayala High	57/67678-00-027	12/06/18	\$ 2,428,639	\$ -	
Los Angeles Unified	Los Angeles	Reseda High	57/64733-39-009	12/10/18	\$ 948,526	\$ -	
Los Angeles Unified	Los Angeles	Wilshire Crest Elementary	57/64733-31-008	12/11/18	\$ 1,707,891	\$ -	
Newport-Mesa Unified	Orange	Mariners Elementary	57/66597-00-043	12/12/18	\$ 853,087	\$ -	
Alta Loma Elementary	San Bernardino	Floyd M Stork Elementary	57/67595-00-011	12/12/18	\$ 3,041,428	\$ -	
Alta Loma Elementary	San Bernardino	Jasper Elementary	57/67595-00-012	12/12/18	\$ 2,899,744	\$ -	



SFP APPLICATIONS  
 Modernization School Facilities Program  
 - Workload as of July 31, 2021 -

District	County	Site Name	Application Number	OPSC Date Received	Estimated State Grant (a)	Financial Hardship (b)	Notification Occurred**
San Francisco Unified	San Francisco	Wells (Ida B) High	57/68478-63-005	12/13/18	\$ 1,522,603	\$ -	
Konocti Unified	Lake	Konocti Education Center	57/64022-00-014	12/17/18	\$ 666,518	\$ -	
Los Angeles Unified	Los Angeles	Lassen Elementary	57/64733-00-703	12/17/18	\$ 906,125	\$ -	
Monterey Peninsula Unified	Monterey	Seaside High	57/66092-00-028	12/17/18	\$ 420,057	\$ -	
East Side Union High	Santa Clara	James Lick High	57/69427-00-036	12/17/18	\$ 204,961	\$ -	
Santa Monica-Malibu Unified	Los Angeles	Franklin Elementary	57/64980-00-016	12/18/18	\$ 604,818	\$ -	
Campbell Union High	Santa Clara	Westmont High	57/69401-00-023	12/18/18	\$ 441,170	\$ -	
Santa Monica-Malibu Unified	Los Angeles	Webster Elementary	57/64980-00-017	12/19/18	\$ 146,832	\$ -	
Santa Monica-Malibu Unified	Los Angeles	Roosevelt Elementary	57/64980-00-018	12/19/18	\$ 733,608	\$ -	
Santa Monica-Malibu Unified	Los Angeles	McKinley Elementary	57/64980-00-019	12/19/18	\$ 359,546	\$ -	
Tahoe-Truckee Unified	Placer	Tahoe Lake Elementary	57/66944-01-005	12/19/18	\$ 742,372	\$ -	
Solvang Elementary	Santa Barbara	Solvang Elementary	57/69336-00-003	12/20/18	\$ 686,194	\$ -	
Ontario-Montclair	San Bernardino	Euclid Elementary	57/67819-00-031	12/21/18	\$ 306,982	\$ -	
Ontario-Montclair	San Bernardino	Lehigh Elementary	57/67819-00-032	12/21/18	\$ 1,222,986	\$ -	
Ontario-Montclair	San Bernardino	Central Language Academy	57/67819-00-033	12/21/18	\$ 2,554,618	\$ -	
Santa Barbara Unified	Santa Barbara	McKinley Elementary	57/67819-00-010	12/21/18	\$ 2,115,033	\$ -	
Santa Barbara Unified	Santa Barbara	San Marcos Senior High	57/67819-00-011	12/21/18	\$ 1,017,157	\$ -	
Banning Unified	Riverside	Banning High	57/66985-00-006	12/24/18	\$ 7,016,067	\$ 4,677,378	
Liberty Union High	Contra Costa	Liberty High	57/61721-00-003	12/26/18	\$ 2,120,240	\$ -	
Los Angeles Unified	Los Angeles	Kenter Canyon Elementary	57/64733-47-011	12/26/18	\$ 2,840,465	\$ -	
Ontario-Montclair	San Bernardino	Vina Danks Middle	57/67819-00-034	12/26/18	\$ 296,984	\$ -	
Stanislaus Knights Ferry Elementary	Stanislaus	Knights Ferry Elementary	57/71142-00-001	12/26/18	\$ 103,460	\$ 68,973	
Orange Unified	Orange	El Modena High	57/66621-00-055	01/02/19	\$ 10,356,704	\$ -	
Orange Unified	Orange	Fletcher Elementary	57/66621-00-056	01/02/19	\$ 444,804	\$ -	
Santa Barbara Unified	Santa Barbara	Harding University Partnership	57/67819-00-012	01/02/19	\$ 212,713	\$ -	
Humboldt County Office of Education	Humboldt	Glen Paul	57/10124-00-001	01/03/19	\$ 138,966	\$ 92,644	
San Ramon Valley Unified	Contra Costa	John Baldwin Elementary	57/61804-00-040	01/07/19	\$ 136,084	\$ -	
Alameda Unified	Alameda	Franklin Elementary	57/61119-00-021	01/09/19	\$ 890,102	\$ -	
Los Angeles Unified	Los Angeles	Pio Pico Middle	57/64733-00-704	01/09/19	\$ 2,295,835	\$ -	
Los Angeles Unified	Los Angeles	President Avenue Elementary	57/64733-29-016	01/09/19	\$ 1,297,297	\$ -	
Alta Loma Elementary	San Bernardino	Alta Loma Junior High	57/67595-00-013	01/09/19	\$ 4,606,096	\$ -	
Ocean View	Ventura	Mar Vista Elementary	57/72512-00-006	01/10/19	\$ 373,353	\$ -	
Berkeley Unified	Alameda	Longfellow Arts and Technology Middle	57/61143-00-022	01/11/19	\$ 985,988	\$ -	
Fremont Unified	Alameda	Irvington High	57/61176-00-038	01/11/19	\$ 1,839,676	\$ -	
Fremont Unified	Alameda	Washington High	57/61176-00-039	01/11/19	\$ 351,297	\$ -	
Fremont Unified	Alameda	Oliveira Elementary	57/61176-00-040	01/11/19	\$ 517,558	\$ -	
Fremont Unified	Alameda	Patterson Elementary	57/61176-00-041	01/11/19	\$ 562,478	\$ -	
Fremont Unified	Alameda	Parkmont Elementary	57/61176-00-042	01/11/19	\$ 730,776	\$ -	
Santa Ana Unified	Orange	Century High	57/66670-00-057	01/11/19	\$ 12,511,940	\$ -	
Santa Ana Unified	Orange	Santa Ana High	57/66670-00-058	01/11/19	\$ 14,050,434	\$ -	
East Side Union High	Santa Clara	Mt Pleasant High	57/69427-00-037	01/11/19	\$ 677,533	\$ -	
Dixon Unified	Solano	Dixon High	57/70532-00-005	01/11/19	\$ 3,378,143	\$ -	
Ceres Unified	Stanislaus	Carroll Fowler Elementary	57/71043-00-015	01/11/19	\$ 2,643,935	\$ -	
Los Angeles Unified	Los Angeles	Menlo Avenue Elementary	57/64733-00-705	01/14/19	\$ 4,440,414	\$ -	
Los Angeles Unified	Los Angeles	Elizabeth Learning Center	57/64733-00-706	01/14/19	\$ 6,683,235	\$ -	
Los Angeles Unified	Los Angeles	Twenty-Eighth Street Elementary	57/64733-00-707	01/14/19	\$ 10,035,126	\$ -	
Los Angeles Unified	Los Angeles	Madison Elementary	57/64733-00-708	01/14/19	\$ 1,053,241	\$ -	
Los Angeles Unified	Los Angeles	Revere (Paul) Junior Midsite	57/64733-21-034	01/14/19	\$ 1,219,332	\$ -	
Lemoore Union High	Kings	Lemoore High	57/63982-00-004	01/15/19	\$ 1,004,112	\$ -	
Duarte Unified	Los Angeles	Royal Oaks STEAM Academy (K-8)	57/64469-00-012	01/15/19	\$ 1,258,856	\$ -	
South Whittier Elementary	Los Angeles	Lake Marie Elementary	57/65037-00-009	01/15/19	\$ 297,658	\$ -	
South Whittier Elementary	Los Angeles	Los Altos Elementary	57/65037-00-010	01/15/19	\$ 143,827	\$ -	
Galt Joint Union Elementary	Sacramento	River Oaks Elementary	57/67348-00-003	01/15/19	\$ 878,806	\$ -	
Wheatland Union High	Yuba	Wheatland Union High	57/72769-00-001	01/15/19	\$ 1,769,188	\$ -	
Capistrano Unified	Orange	Capistrano Valley High	57/66464-00-019	01/16/19	\$ 1,608,184	\$ -	
Lucia Mar Unified	San Luis Obispo	Grover Beach Elementary	57/68759-00-014	01/16/19	\$ 2,234,152	\$ -	
Lucia Mar Unified	San Luis Obispo	Harloe Elementary	57/68759-00-015	01/16/19	\$ 2,311,485	\$ -	
El Centro Elementary	Imperial	Harding Elementary	57/63123-00-015	01/18/19	\$ 1,700,340	\$ -	
South Pasadena Unified	Los Angeles	South Pasadena Senior High	57/65029-00-006	01/18/19	\$ 3,031,556	\$ -	
Chaffey Joint Union High	San Bernardino	Rancho Cucamonga High	57/67652-00-007	01/18/19	\$ 2,602,347	\$ -	
Hope Elementary	Tulare	Hope Elementary	57/71944-00-002	01/18/19	\$ 113,636	\$ 75,757	
Capistrano Unified	Orange	Dana Hills High	57/66464-00-020	01/22/19	\$ 1,832,693	\$ -	

SFP APPLICATIONS  
 Modernization School Facilities Program  
 - Workload as of July 31, 2021 -

District	County	Site Name	Application Number	OPSC Date Received	Estimated State Grant (a)	Financial Hardship (b)	Notification Occurred**
Capistrano Unified	Orange	San Clemente High	57/66464-00-021	01/22/19	\$ 1,501,778	\$ -	-
Capistrano Unified	Orange	Tesoro High	57/66464-00-022	01/22/19	\$ 1,938,922	\$ -	-
Corona-Norco Unified	Riverside	John Adams Elementary	57/67033-00-018	01/22/19	\$ 1,565,633	\$ -	-
Corona-Norco Unified	Riverside	Garretson Elementary	57/67033-00-019	01/22/19	\$ 1,169,780	\$ -	-
Corona-Norco Unified	Riverside	Lincoln Fundamental Elementary	57/67033-00-020	01/22/19	\$ 1,169,780	\$ -	-
Corona-Norco Unified	Riverside	Norco Elementary	57/67033-00-021	01/22/19	\$ 753,650	\$ -	-
Temecula Valley Unified	Riverside	Rancho Vista High	57/75192-00-013	01/22/19	\$ 1,464,893	\$ -	-
Temecula Valley Unified	Riverside	Susan H Nelson	57/75192-00-014	01/22/19	\$ 1,040,845	\$ -	-
Pierce Joint Unified	Colusa	Arbuckle Elementary	57/61614-00-008	01/23/19	\$ 1,771,025	\$ -	-
Pajaro Valley Unified	Santa Cruz	H A Hyde Elementary	57/69799-00-025	01/23/19	\$ 1,856,309	\$ -	-
Ventura County Office of Education	Ventura	Dean Triggs School	57/10561-00-007	01/24/19	\$ 17,762	\$ 11,842	-
Fremont Unified	Alameda	Steven Millard Elementary	57/61176-00-043	01/24/19	\$ 582,885	\$ -	-
Fremont Unified	Alameda	Mission San Jose Elementary	57/61176-00-044	01/24/19	\$ 1,448,830	\$ -	-
Duarte Unified	Los Angeles	Beardslee Dual Language Immersion Academy (PK-8)	57/64469-00-013	01/24/19	\$ 1,899,981	\$ -	-
Anaheim Elementary	Orange	Roosevelt (Theodore) Elementary	57/66423-00-033	01/24/19	\$ 6,206,326	\$ -	-
Chino Valley Unified	San Bernardino	Rolling Ridge Elementary	57/67678-00-028	01/24/19	\$ 3,126,978	\$ -	-
Chino Valley Unified	San Bernardino	Country Springs Elementary	57/67678-00-029	01/24/19	\$ 3,261,560	\$ -	-
Del Norte County Unified	Del Norte	Crescent Elk Middle	57/61820-00-008	01/25/19	\$ 1,243,880	\$ -	-
Lemoore Union High	Kings	Lemoore High	57/63982-00-005	01/25/19	\$ 1,410,412	\$ -	-
Madera Unified	Madera	Madera South High	57/65243-00-007	01/25/19	\$ 4,674,702	\$ -	-
Kentfield Elementary	Marin	Anthony G Bacich Elementary	57/65334-00-004	01/25/19	\$ 1,263,559	\$ -	-
Huntington Beach City Elementary	Orange	Ethel Dwyer Middle	57/66530-00-020	01/25/19	\$ 2,955,708	\$ -	-
San Diego Unified	San Diego	Boone Elementary	57/68338-00-232	01/25/19	\$ 9,903	\$ -	-
San Diego Unified	San Diego	Hickman Elementary	57/68338-00-233	01/25/19	\$ 1,434,996	\$ -	-
San Diego Unified	San Diego	Penn Elementary	57/68338-00-234	01/25/19	\$ 1,578,960	\$ -	-
San Diego Unified	San Diego	Spreckels Elementary	57/68338-00-235	01/25/19	\$ 821,988	\$ -	-
San Diego Unified	San Diego	De Portola Middle	57/68338-00-236	01/25/19	\$ 3,561,465	\$ -	-
San Diego Unified	San Diego	Bethune K-8	57/68338-00-237	01/25/19	\$ 3,189,468	\$ -	-
San Diego Unified	San Diego	La Jolla High	57/68338-00-238	01/25/19	\$ 4,024,308	\$ -	-
San Diego Unified	San Diego	Riley	57/68338-00-239	01/25/19	\$ 1,999,658	\$ -	-
San Diego Unified	San Diego	Emerson Bandini Elementary	57/68338-00-240	01/25/19	\$ 4,168,015	\$ -	-
San Diego Unified	San Diego	Zamorano Elementary	57/68338-00-241	01/25/19	\$ 1,843,377	\$ -	-
San Diego Unified	San Diego	Sandburg Elementary	57/68338-00-242	01/25/19	\$ 1,750,788	\$ -	-
San Diego Unified	San Diego	Serra High	57/68338-00-243	01/25/19	\$ 3,050,850	\$ -	-
San Diego Unified	San Diego	Mira Mesa High	57/68338-00-244	01/25/19	\$ 7,499,848	\$ -	-
San Diego Unified	San Diego	Standley Middle	57/68338-00-245	01/25/19	\$ 1,655,344	\$ -	-
San Diego Unified	San Diego	Pacific View (Lee) Elementary	57/68338-00-246	01/25/19	\$ 1,068,120	\$ -	-
San Diego Unified	San Diego	Mira Mesa High	57/68338-00-247	01/25/19	\$ 1,864,990	\$ -	-
San Diego Unified	San Diego	Morse High	57/68338-00-248	01/25/19	\$ 726,703	\$ -	-
San Diego Unified	San Diego	Miramar Ranch Elementary	57/68338-00-249	01/25/19	\$ 766,260	\$ -	-
San Diego Unified	San Diego	Franklin Elementary	57/68338-00-250	01/25/19	\$ 1,202,796	\$ -	-
San Diego Unified	San Diego	Vista Grande Elementary	57/68338-00-251	01/25/19	\$ 520,128	\$ -	-
San Diego Unified	San Diego	De Portola Middle	57/68338-00-252	01/25/19	\$ 3,561,465	\$ -	-
San Diego Unified	San Diego	Doyle Elementary	57/68338-00-253	01/25/19	\$ 445,824	\$ -	-
San Diego Unified	San Diego	University City High	57/68338-00-254	01/25/19	\$ 2,778,192	\$ -	-
San Diego Unified	San Diego	Iftin Charter	57/68338-00-255	01/25/19	\$ 2,674,944	\$ -	-
Garden Grove Unified	Orange	Thomas Paine Elementary	57/66522-00-090	01/28/19	\$ 1,038,367	\$ -	-
Sonora Elementary	Tuolumne	Sonora Elementary	57/72371-00-005	01/28/19	\$ 1,990,027	\$ -	-
Duarte Unified	Los Angeles	Duarte High	57/64469-00-014	01/29/19	\$ 804,640	\$ -	-
San Rafael City Elementary	Marin	Laurel Dell Elementary	57/65458-00-013	01/29/19	\$ 1,725,432	\$ -	-
Fairfield-Suisun Unified	Solano	K I Jones Elementary	57/70540-00-022	01/29/19	\$ 3,272,209	\$ -	-
Waukena Joint Union Elementary	Tulare	Waukena Joint Union Elementary	57/72264-00-001	01/29/19	\$ 170,358	\$ 113,572	-
Rescue Union Elementary	El Dorado	Rescue Elementary	57/61978-00-007	01/30/19	\$ 1,130,547	\$ -	-
Los Angeles Unified	Los Angeles	Ninety-Third Street Elementary	57/64733-00-709	01/30/19	\$ 3,491,576	\$ -	-
Fremont Unified	Alameda	Harvey Green Elementary	57/61176-00-045	01/31/19	\$ 620,916	\$ -	-
Fremont Unified	Alameda	Forest Park Elementary	57/61176-00-046	01/31/19	\$ 641,798	\$ -	-
Fremont Unified	Alameda	J Haley Durham Elementary	57/61176-00-047	01/31/19	\$ 638,231	\$ -	-
Fremont Unified	Alameda	Joshua Chadbourne Elementary	57/61176-00-048	01/31/19	\$ 829,945	\$ -	-
Wasco Union High	Kern	Wasco High	57/63859-00-001	01/31/19	\$ 1,200,674	\$ -	-
Brittan Elementary	Sutter	Brittan Elementary	57/71357-00-003	01/31/19	\$ 1,386,987	\$ 924,658	-
Fremont Unified	Alameda	Warwick Elementary	57/61176-00-049	02/01/19	\$ 836,828	\$ -	-
West Contra Costa Unified	Contra Costa	Crespi Junior High	57/61796-00-053	02/01/19	\$ 3,482,164	\$ -	-

SFP APPLICATIONS  
 Modernization School Facilities Program  
 - Workload as of July 31, 2021 -

District	County	Site Name	Application Number	OPSC Date Received	Estimated State Grant (a)	Financial Hardship (b)	Notification Occurred**
Edison Elementary	Kern	Orangewood Elementary	57/63438-00-003	02/01/19	\$ 412,895	\$ 275,263	
Edison Elementary	Kern	Edison Middle	57/63438-00-004	02/01/19	\$ 69,429	\$ 46,286	
Newport-Mesa Unified	Orange	College Park Elementary	57/66597-00-044	02/01/19	\$ 2,214,508	\$ -	
Newport-Mesa Unified	Orange	Pomona Elementary	57/66597-00-045	02/01/19	\$ 1,189,179	\$ -	
Santa Ana Unified	Orange	Martin Luther King Jr Elementary	57/66670-00-059	02/01/19	\$ 4,421,914	\$ -	
San Diego Unified	San Diego	Foster Elementary	57/68338-00-256	02/01/19	\$ 334,368	\$ -	
San Diego Unified	San Diego	Chesterton Elementary	57/68338-00-257	02/01/19	\$ 292,572	\$ -	
San Diego Unified	San Diego	Garfield Elementary	57/68338-00-258	02/01/19	\$ 2,509,653	\$ -	
San Diego Unified	San Diego	Bethune K-8	57/68338-00-259	02/01/19	\$ 3,189,468	\$ -	
San Diego Unified	San Diego	Millennial Tech Middle	57/68338-00-260	02/01/19	\$ 2,544,969	\$ -	
San Diego Unified	San Diego	Mira Mesa High	57/68338-00-261	02/01/19	\$ 1,864,990	\$ -	
San Diego Unified	San Diego	Oak Park Elementary	57/68338-00-262	02/01/19	\$ 154,698	\$ -	
San Diego Unified	San Diego	Perry Elementary	57/68338-00-263	02/01/19	\$ 250,776	\$ -	
San Diego Unified	San Diego	Millennial Tech Middle	57/68338-00-264	02/01/19	\$ 2,544,969	\$ -	
San Diego Unified	San Diego	Holmes Elementary	57/68338-00-265	02/01/19	\$ 1,086,696	\$ -	
Livermore Valley Joint Unified	Alameda	Emma C Smith Elementary	57/61200-00-021	02/04/19	\$ 806,840	\$ -	
Livermore Valley Joint Unified	Alameda	Sunset Elementary	57/61200-00-022	02/04/19	\$ 954,394	\$ -	
Livermore Valley Joint Unified	Alameda	Livermore High	57/61200-00-023	02/04/19	\$ 6,138,167	\$ -	
Livermore Valley Joint Unified	Alameda	Granada High	57/61200-00-024	02/04/19	\$ 14,488,238	\$ -	
Livermore Valley Joint Unified	Alameda	Junction K-8	57/61200-00-025	02/04/19	\$ 1,042,102	\$ -	
Livermore Valley Joint Unified	Alameda	Rancho Las Positas Elementary	57/61200-00-026	02/04/19	\$ 731,931	\$ -	
Livermore Valley Joint Unified	Alameda	Jackson Avenue Elementary	57/61200-00-027	02/04/19	\$ 425,578	\$ -	
Livermore Valley Joint Unified	Alameda	Leo R Croce Elementary	57/61200-00-028	02/04/19	\$ 1,635,895	\$ -	
Livermore Valley Joint Unified	Alameda	Arroyo Seco Elementary	57/61200-00-029	02/04/19	\$ 1,029,485	\$ -	
Los Angeles Unified	Los Angeles	Alain Leroy Locke College Preparatory Academy	57/64733-00-710	02/04/19	\$ 3,102,815	\$ -	
Los Angeles Unified	Los Angeles	Serrania Avenue Elementary	57/64733-00-711	02/04/19	\$ 567,652	\$ -	
Los Angeles Unified	Los Angeles	Thirty-Second Street USC Performing Arts	57/64733-00-712	02/04/19	\$ 3,722,787	\$ -	
Los Angeles Unified	Los Angeles	Belvedere Middle	57/64733-09-011	02/04/19	\$ 530,839	\$ -	
Los Angeles Unified	Los Angeles	Palisades Charter Elementary	57/64733-47-012	02/04/19	\$ 696,398	\$ -	
San Bernardino City Unified	San Bernardino	Sierra High	57/67876-00-109	02/04/19	\$ 2,676,097	\$ -	
Fremont Unified	Alameda	Tom Maloney Elementary	57/61176-00-050	02/05/19	\$ 619,428	\$ -	
Fremont Unified	Alameda	Cabrillo Elementary	57/61176-00-051	02/05/19	\$ 590,224	\$ -	
Los Angeles Unified	Los Angeles	Chatsworth Charter High	57/64733-00-713	02/05/19	\$ 7,480,405	\$ -	
William S. Hart Union High	Los Angeles	William S Hart High	57/65136-00-013	02/05/19	\$ 4,608,312	\$ -	
San Diego Unified	San Diego	Tierrasanta Elementary	57/68338-00-266	02/05/19	\$ 928,800	\$ -	
Lucia Mar Unified	San Luis Obispo	Nipomo Elementary	57/68759-00-016	02/05/19	\$ 1,371,741	\$ -	
Garden Grove Unified	Orange	Bryant Elementary	57/66522-00-091	02/06/19	\$ 513,322	\$ -	
Garden Grove Unified	Orange	Woodbury Elementary	57/66522-00-092	02/06/19	\$ 645,227	\$ -	
San Juan Unified	Sacramento	Del Paso Manor Elementary	57/67447-00-069	02/06/19	\$ 3,154,346	\$ -	
Morgan Hill Unified	Santa Clara	Lewis H Britton Middle	57/69583-00-014	02/06/19	\$ 5,996,563	\$ -	
Alameda Unified	Alameda	Lincoln Middle	57/61119-00-022	02/08/19	\$ 338,327	\$ -	
Fountain Valley Elementary	Orange	Plavan (Urbain H) Elementary	57/66498-00-013	02/08/19	\$ 1,080,941	\$ -	
Temecula Valley Unified	Riverside	Vail Elementary	57/75192-00-015	02/08/19	\$ 2,704,612	\$ -	
Berkeley Unified	Alameda	Washington Elementary	57/61143-00-023	02/11/19	\$ 1,601,011	\$ -	
Bakersfield City	Kern	Voorhies Elementary	57/63321-00-017	02/11/19	\$ 4,528,560	\$ -	
Los Angeles Unified	Los Angeles	Northridge Middle	57/64733-00-714	02/11/19	\$ 3,303,498	\$ -	
Los Angeles Unified	Los Angeles	Sylmar High	57/64733-00-715	02/11/19	\$ 4,850,619	\$ -	
Los Angeles Unified	Los Angeles	Carpenter Community Charter	57/64733-00-716	02/11/19	\$ 539,095	\$ -	
Los Angeles Unified	Los Angeles	John Muir Middle	57/64733-14-004	02/11/19	\$ 2,652,764	\$ -	
Corning Union High	Tehama	Corning High	57/71506-00-002	02/11/19	\$ 1,533,448	\$ -	
Davis Joint Unified	Yolo	North Davis Elementary	57/72678-00-016	02/11/19	\$ 669,113	\$ -	
Davis Joint Unified	Yolo	Valley Oak Elementary	57/72678-00-017	02/11/19	\$ 951,148	\$ -	
Del Norte County Unified	Del Norte	Pine Grove Elementary	57/61820-00-009	02/12/19	\$ 156,735	\$ 104,490	
Del Norte County Unified	Del Norte	Bess Maxwell Elementary	57/61820-00-010	02/12/19	\$ 193,436	\$ 128,957	
Del Norte County Unified	Del Norte	Mary Peacock Elementary	57/61820-00-011	02/12/19	\$ 248,274	\$ 165,516	
Monterey Peninsula Unified	Monterey	Los Arboles Middle	57/66092-00-029	02/12/19	\$ 1,104,890	\$ -	
Etiwanda Elementary	San Bernardino	Caryn Elementary	57/67702-00-002	02/12/19	\$ 2,595,452	\$ -	
Fremont Unified	Alameda	Niles Elementary	57/61176-00-052	02/13/19	\$ 525,412	\$ -	
Red Bluff Joint Union High	Tehama	Red Bluff High	57/71639-00-003	02/13/19	\$ 8,160,549	\$ -	
Fresno Unified	Fresno	Irwin O Addicott Elementary	57/62166-00-142	02/14/19	\$ 889,302	\$ -	
Fresno Unified	Fresno	Fresno High	57/62166-00-143	02/14/19	\$ 417,237	\$ -	
Monterey Peninsula Unified	Monterey	Central Coast High	57/66092-00-030	02/14/19	\$ 157,663	\$ -	

SFP APPLICATIONS  
 Modernization School Facilities Program  
 - Workload as of July 31, 2021 -

District	County	Site Name	Application Number	OPSC Date Received	Estimated State Grant (a)	Financial Hardship (b)	Notification Occurred**
Monterey Peninsula Unified	Monterey	Stilwell (Joseph W) Elementary	57/66092-00-031	02/14/19	\$ 828,437	\$ -	-
Redwood City Elementary	San Mateo	North Star Academy	57/69005-00-006	02/14/19	\$ 694,190	\$ -	-
East Side Union High	Santa Clara	Foothill High	57/69427-00-038	02/14/19	\$ 1,048,606	\$ -	-
Brawley Elementary	Imperial	Barbara Worth Junior High	57/63073-00-004	02/15/19	\$ 591,616	\$ 394,410	-
Brawley Elementary	Imperial	Miguel Hidalgo Elementary	57/63073-00-005	02/15/19	\$ 259,394	\$ 172,929	-
Brawley Elementary	Imperial	Phil D Swing Elementary	57/63073-00-006	02/15/19	\$ 107,415	\$ 71,610	-
Brawley Elementary	Imperial	Myron D Witter Elementary	57/63073-00-007	02/15/19	\$ 323,175	\$ 215,450	-
Brawley Elementary	Imperial	J W Oakley Elementary	57/63073-00-008	02/15/19	\$ 738,805	\$ 492,537	-
Napa Valley Unified	Napa	El Centro Elementary	57/66266-00-032	02/15/19	\$ 621,034	\$ -	-
San Bernardino City Unified	San Bernardino	North Park Elementary	57/67876-00-110	02/15/19	\$ 1,263,683	\$ -	-
Davis Joint Unified	Yolo	Oliver Wendell Holmes Junior High	57/72678-00-018	02/15/19	\$ 1,513,033	\$ -	-
Temecula Valley Unified	Riverside	James L Day Middle	57/75192-00-016	02/15/19	\$ 3,086,295	\$ -	-
Del Norte County Unified	Del Norte	Mountain Elementary	57/61820-00-012	02/19/19	\$ 81,194	\$ 54,130	-
Del Norte County Unified	Del Norte	Redwood Elementary	57/61820-00-013	02/19/19	\$ 132,303	\$ 88,202	-
Del Norte County Unified	Del Norte	Smith River Elementary	57/61820-00-014	02/19/19	\$ 105,975	\$ 70,650	-
Centinel Valley Union High	Los Angeles	Hawthorne High	57/64352-00-008	02/19/19	\$ 900,114	\$ -	-
Downey Unified	Los Angeles	Rio San Gabriel Elementary	57/64451-00-032	02/19/19	\$ 2,440,923	\$ -	-
Los Angeles Unified	Los Angeles	Corona Avenue Elementary	57/64733-00-717	02/19/19	\$ 8,172,218	\$ -	-
Los Angeles Unified	Los Angeles	Manchester Avenue Elementary	57/64733-00-718	02/19/19	\$ 853,629	\$ -	-
Moreno Valley Unified	Riverside	Landmark Middle	57/67124-00-011	02/19/19	\$ 6,394,314	\$ -	-
Atascadero Unified	San Luis Obispo	Creston Elementary	57/68700-00-009	02/19/19	\$ 609,289	\$ -	-
Dublin Unified	Alameda	Frederiksen Elementary	57/75093-00-016	02/19/19	\$ 532,488	\$ -	-
West Park Elementary	Fresno	West Park Elementary	57/62539-00-001	02/20/19	\$ 2,451,741	\$ -	-
Wasco Union High	Kern	Westside High (Continuation)	57/63859-00-002	02/20/19	\$ 4,563,812	\$ -	-
Fountain Valley Elementary	Orange	Cox (James H) Elementary	57/66498-00-014	02/20/19	\$ 410,145	\$ -	-
Fountain Valley Elementary	Orange	Oka (Isqjro) Elementary	57/66498-00-015	02/20/19	\$ 684,338	\$ -	-
Ocean View	Orange	College View Elementary	57/66613-00-024	02/20/19	\$ 137,761	\$ -	-
South San Francisco Unified	San Mateo	Alta Loma Middle	57/69070-00-022	02/20/19	\$ 480,530	\$ -	-
Montecito Union Elementary	Santa Barbara	Montecito Union	57/69252-00-001	02/20/19	\$ 3,465,601	\$ 2,310,401	-
Rosemead Elementary	Los Angeles	Emma W Shuey Elementary	57/64931-00-013	02/21/19	\$ 2,236,172	\$ -	-
Rosemead Elementary	Los Angeles	Encinita Elementary	57/64931-00-014	02/21/19	\$ 2,744,406	\$ -	-
San Rafael City Elementary	Marin	James B Davidson Middle	57/65458-00-014	02/21/19	\$ 2,375,446	\$ -	-
Castro Valley Unified	Alameda	Castro Valley High	57/61150-00-027	02/22/19	\$ 4,392,880	\$ -	-
Los Angeles Unified	Los Angeles	Christopher Columbus Middle	57/64733-00-719	02/22/19	\$ 5,588,324	\$ -	-
Los Angeles Unified	Los Angeles	Phineas Banning Senior High	57/64733-00-720	02/22/19	\$ 5,499,604	\$ -	-
Westminster Elementary	Orange	DeMille Elementary	57/66746-00-019	02/22/19	\$ 1,006,950	\$ -	-
San Diego Unified	San Diego	Pacific Beach Middle	57/68338-00-267	02/22/19	\$ 3,742,898	\$ -	-
San Diego Unified	San Diego	Longfellow K-8	57/68338-00-268	02/22/19	\$ 3,593,476	\$ -	-
Los Angeles Unified	Los Angeles	San Pedro Senior High	57/64733-20-021	02/25/19	\$ 1,985,912	\$ -	-
Los Angeles Unified	Los Angeles	University High	57/64733-21-035	02/25/19	\$ 14,715,719	\$ -	-
Garden Grove Unified	Orange	Brookhurst Elementary	57/66522-00-093	02/25/19	\$ 856,739	\$ -	-
Roseville Joint Union High	Placer	Roseville High	57/66928-00-005	02/25/19	\$ 9,190,283	\$ -	-
Barstow Unified	San Bernardino	Montara Elementary	57/67611-00-005	02/25/19	\$ 492,636	\$ -	-
San Rafael City Elementary	Marin	San Pedro Elementary	57/65458-00-015	02/26/19	\$ 1,342,919	\$ -	-
Chula Vista Elementary	San Diego	Harborside Elementary	57/68023-00-018	02/26/19	\$ 1,727,012	\$ -	-
Chula Vista Elementary	San Diego	Sunnyside Elementary	57/68023-00-019	02/26/19	\$ 1,603,654	\$ -	-
Grossmont Union High	San Diego	Mount Miguel High	57/68130-00-034	02/26/19	\$ 171,453	\$ -	-
San Ramon Valley Unified	Contra Costa	San Ramon Valley High	57/61804-00-042	02/27/19	\$ 1,466,180	\$ -	-
Newport-Mesa Unified	Orange	Newport Heights Elementary	57/66597-00-046	02/27/19	\$ 1,357,631	\$ -	-
Riverside Unified	Riverside	Highgrove Elementary	57/67215-00-036	02/27/19	\$ 2,343,802	\$ -	-
Ceres Unified	Stanislaus	Caswell Elementary	57/71043-00-016	02/27/19	\$ 806,252	\$ -	-
Reef-Sunset Unified	Kings	Reef Sunset Middle	57/73932-00-010	02/27/19	\$ 1,683,520	\$ 1,122,347	-
Castro Valley Unified	Alameda	Palomares Elementary	57/61150-00-028	02/28/19	\$ 219,553	\$ -	-
San Ramon Valley Unified	Contra Costa	California High	57/61804-00-041	02/28/19	\$ 1,593,117	\$ -	-
Sanger Unified	Fresno	Washington Academic Middle	57/62414-00-018	02/28/19	\$ 1,338,565	\$ -	-
Los Angeles Unified	Los Angeles	Crenshaw Senior High	57/64733-00-721	02/28/19	\$ 13,126,327	\$ -	-
Los Angeles Unified	Los Angeles	San Fernando Senior High	57/64733-73-006	02/28/19	\$ 1,028,847	\$ -	-
Mountain View Elementary	Los Angeles	Baker Elementary	57/64816-00-001	02/28/19	\$ 6,818,888	\$ -	-
Mountain View Elementary	Los Angeles	Willard F Payne Elementary	57/64816-00-002	02/28/19	\$ 2,822,355	\$ -	-
Mountain View Elementary	Los Angeles	Parkview Elementary	57/64816-00-003	02/28/19	\$ 3,924,977	\$ -	-
Mountain View Elementary	Los Angeles	Maxson Elementary	57/64816-00-004	02/28/19	\$ 4,447,828	\$ -	-
Mountain View Elementary	Los Angeles	Alfred S Madrid Middle	57/64816-00-005	02/28/19	\$ 2,991,065	\$ -	-



SFP APPLICATIONS  
 Modernization School Facilities Program  
 - Workload as of July 31, 2021 -

District	County	Site Name	Application Number	OPSC Date Received	Estimated State Grant (a)	Financial Hardship (b)	Notification Occurred**
Mountain View Elementary	Los Angeles	Twin Lakes Elementary	57/64816-00-006	02/28/19	\$ 2,713,876	\$ -	
Mountain View Elementary	Los Angeles	La Primaria Elementary	57/64816-00-007	02/28/19	\$ 1,803,109	\$ -	
Mountain View Elementary	Los Angeles	Jerry Voorhis Elementary	57/64816-00-008	02/28/19	\$ 3,198,061	\$ -	
Red Bluff Joint Union High	Tehama	Red Bluff High	57/71639-00-004	02/28/19	\$ 8,377,107	\$ -	
Manhattan Beach Unified	Los Angeles	Mira Costa High	57/75333-00-007	02/28/19	\$ 2,548,471	\$ -	
Beverly Hills Unified	Los Angeles	Beverly Hills High	58/64311-00-005*	11/11/20	\$ 18,131,952	\$ -	
Central Union Elementary	Kings	Stratford Elementary	58/63883-00-001	02/25/21	\$ 210,577	\$ -	
Shiloh Elementary	Stanislaus	Shiloh Elementary	58/71274-00-001	03/03/21	\$ 265,721	\$ 177,147	
Irvine Unified	Orange	University Park Elementary	58/73650-00-001*	03/19/21	\$ 2,320,587	\$ -	
Los Angeles Unified	Los Angeles	Venice Senior High	58/64733-00-005*	03/23/21	\$ 1,135,411	\$ -	
Tahoe-Truckee Unified	Placer	Tahoe Lake Elementary	58/66944-00-002	06/10/21	\$ 1,618,171	\$ -	
Benicia Unified	Solano	Benicia Middle	58/70524-00-003*	06/24/21	\$ 2,031,592	\$ -	

Summary of Modernization Funding	Total (in Dollars)
<b>Estimated State Grant (Column F)</b>	\$ 1,101,486,357
<b>Financial Hardship (Column G)</b>	\$ 25,788,312
<b>Total of Estimated State Grant and Financial Hardship</b>	<b>\$ 1,127,274,669</b>

Modernization Funding	Estimated State	
	Grant	Financial Hardship
<b>Funding Sub-totals</b>	<b>\$ 1,075,772,347</b>	<b>\$ 25,611,165</b>
<b>Facility Hardship - Non-Seismic</b>	<b>\$ 2,094,468</b>	<b>\$ 177,147</b>
<b>Funding Total</b>		<b>\$ 1,103,655,127</b>
<b>Facility Hardship - Seismic</b>	<b>\$ 23,619,542</b>	<b>\$ -</b>

(a) Represents estimated 60% state share of project including excessive cost grants. Sesimic Mitigation Program projects represents the estimated 50% state share of project. Amounts shown have not been reviewed by OPSC for compliance with all School Facility Program requirements.

(b) Represents estimated financial hardship. Amounts shown have not been reviewed by OPSC for compliance with all School Facility Program requirements.

\*Facility Hardship project requesting Seismic Mitigation Program funding.

\*\*School districts have been notified that the Office of Public School Construction will begin processing the district's application in the near future.

\*\*\* Estimated State Grant is equal to the estimated State Share at the time the application was submitted.

**SCHOOL FACILITY PROGRAM APPLICATIONS**  
**Career Technical Education Facilities Program**  
**- Workload as of July 31, 2021 -**

Funding Cycle	Locale	CTE Score	Weighted Scores	Prior CTEFP Funding Y/N	District/ Joint Powers Authority	County	Site Name	Application Number	Received Date	REQUESTED STATE GRANT (a)	REQUESTED STATE LOAN (b)	TOTAL ESTIMATED STATE GRANT
6	Urban	116.00	86.00		LODI UNIFIED	San Joaquin	BEAR CREEK HIGH	55/68585-00-003*	03/31/2020	\$ 1,834,512.00	\$ -	\$ 1,834,512.00
6	Rural	105.00	80.00		MOUNTAIN VALLEY UNIFIED	Trinity	HAYFORK HIGH	55/75028-00-002*	03/18/2020	\$ 3,000,000.00	\$ -	\$ 3,000,000.00
6	Suburban	118.00	85.00		BENICIA UNIFIED	Solano	BENICIA HIGH	55/70524-00-003*	12/11/2019	\$ 2,783,347.00	\$ -	\$ 2,783,347.00
6	Urban	115.50	88.00		TUSTIN UNIFIED	Orange	LEGACY MAGNET ACADEMY	55/73643-00-004*	03/09/2020	\$ 3,000,000.00	\$ -	\$ 3,000,000.00
6	Rural	105.00	79.00		PALO VERDE UNIFIED	Riverside	PALO VERDE HIGH	55/67181-00-001*	04/06/2020	\$ 3,000,000.00	\$ -	\$ 3,000,000.00
6	Suburban	118.00	84.00		CENTER JOINT UNIFIED	Sacramento	CENTER HIGH	59/73973-00-004*	12/06/2019	\$ 280,817.00	\$ -	\$ 280,817.00
6	Urban	115.50	84.00		SAN DIEGO UNIFIED	San Diego	LA JOLLA SENIOR HIGH	59/68338-00-023*	04/01/2020	\$ 744,868.00	\$ -	\$ 744,868.00
6	Rural	105.00	77.00		SELMA UNIFIED	Fresno	SELMA HIGH	55/62430-00-003*	04/10/2020	\$ 3,000,000.00	\$ -	\$ 3,000,000.00
6	Suburban	117.00	91.00		CENTINELA VALLEY UNION HIGH	Los Angeles	HAWTHORNE HIGH	55/64352-00-009*	04/06/2020	\$ 1,393,286.00	\$ -	\$ 1,393,286.00
6	Urban	115.00			GLENDALE UNIFIED	Los Angeles	HOOVER (HERBERT) SENIOR HIGH	59/64568-00-003*	04/03/2020	\$ 303,570.00	\$ -	\$ 303,570.00
6	Rural	105.00	76.00		PATTERSON JOINT UNIFIED	Stanislaus	PATTERSON HIGH	55/71217-00-003*	06/16/2020	\$ 2,999,965.00	\$ -	\$ 2,999,965.00
6	Suburban	117.00	87.00		WEST CONTRA COSTA UNIFIED	Contra Costa	PINOLE VALLEY HIGH	55/61796-04-003*	03/27/2020	\$ 1,206,614.00	\$ -	\$ 1,206,614.00
6	Urban	114.50			LOS ANGELES UNIFIED	Los Angeles	BOYLE HEIGHTS STEM HIGH	55/64733-00-030*	06/30/2020	\$ 2,068,338.00	\$ -	\$ 2,068,338.00
6	Suburban	116.50			CORONA-NORCO UNIFIED	Riverside	ROOSEVELT HIGH	55/67033-00-003*	04/01/2020	\$ 1,787,158.00	\$ -	\$ 1,787,158.00
6	Urban	113.50			LONG BEACH UNIFIED	Los Angeles	MILLIKAN SENIOR HIGH	55/64725-05-004*	06/02/2020	\$ -	\$ -	\$ -
6	Suburban	116.00			WEST CONTRA COSTA UNIFIED	Contra Costa	PINOLE VALLEY HIGH	55/61796-04-002*	03/27/2020	\$ 1,201,883.00	\$ -	\$ 1,201,883.00
6	Urban	113.00			VENTURA UNIFIED	Ventura	VENTURA HIGH	59/72652-00-001*	05/06/2020	\$ 1,243,874.00	\$ -	\$ 1,243,874.00
6	Suburban	115.00			ALHAMBRA UNIFIED	Los Angeles	MARK KEPPEL HIGH	55/75713-00-003*	03/16/2020	\$ 2,201,792.00	\$ -	\$ 2,201,792.00
6	Urban	111.50	92.00		VENTURA UNIFIED	Ventura	VENTURA HIGH	59/72652-00-002*	05/06/2020	\$ 762,547.00	\$ -	\$ 762,547.00
6	Suburban	114.50	91.00		SIMI VALLEY UNIFIED	Ventura	SANTA SUSANA HIGH	55/72603-00-003*	06/30/2020	\$ 3,000,000.00	\$ -	\$ 3,000,000.00
6	Urban	111.50	80.00		CAMPBELL UNION HIGH	Santa Clara	LEIGH HIGH	55/69401-00-013*	06/29/2020	\$ 2,397,889.00	\$ 2,397,889.00	\$ 4,795,778.00
6	Suburban	114.50**	86.00**	N**	COMPTON UNIFIED	Los Angeles	COMPTON HIGH	55/73437-00-004*	06/25/2020	\$ 3,000,000.00	\$ -	\$ 3,000,000.00
6	Urban	111.50	76.00		SANTA ANA UNIFIED	Orange	SEGERSTROM HIGH	55/66670-00-006*	03/31/2020	\$ 3,000,000.00	\$ -	\$ 3,000,000.00
6	Suburban	114.50**	86.00**	N**	CENTER JOINT UNIFIED	Sacramento	CENTER HIGH	55/73973-00-002*	03/18/2020	\$ 2,247,127.00	\$ -	\$ 2,247,127.00
6	Urban	111.00	82.00		SAN DIEGO UNIFIED	San Diego	LINCOLN HIGH SCHOOL	59/68338-00-028*	04/01/2020	\$ 636,004.00	\$ -	\$ 636,004.00
6	Suburban	114.00	82.00		SAN JUAN UNIFIED	Sacramento	DEL CAMPO HIGH	59/67447-00-004*	03/26/2020	\$ 908,534.00	\$ -	\$ 908,534.00
6	Urban	111.00	80.00		CAMPBELL UNION HIGH	Santa Clara	WESTMONT HIGH	55/69401-00-014*	06/29/2020	\$ 2,472,522.00	\$ 2,472,522.00	\$ 4,945,044.00
6	Suburban	114.00	79.00		CORONA-NORCO UNIFIED	Riverside	ELEANOR ROOSEVELT HIGH	55/67033-00-002*	04/01/2020	\$ 1,833,277.00	\$ -	\$ 1,833,277.00
6	Urban	110.50			SAN DIEGO UNIFIED	San Diego	LINCOLN HIGH SCHOOL	59/68338-00-030*	04/01/2020	\$ 619,549.00	\$ -	\$ 619,549.00
6	Suburban	113.50	87.00		SACRAMENTO CITY UNIFIED	Sacramento	ROSEMONT HIGH	55/67439-00-002*	06/29/2020	\$ 1,250,000.00	\$ -	\$ 1,250,000.00
6	Urban	109.50			VENTURA UNIFIED	Ventura	VENTURA HIGH	59/72652-00-003*	05/06/2020	\$ 777,650.00	\$ -	\$ 777,650.00
6	Suburban	113.50	86.00		WEST CONTRA COSTA UNIFIED	Contra Costa	PINOLE VALLEY HIGH	55/61796-04-001*	03/27/2020	\$ 2,003,776.00	\$ -	\$ 2,003,776.00
6	Urban	108.50			LOS ANGELES UNIFIED	Los Angeles	GRANT (ULYSSES S.) SENIOR HIGH	55/64733-00-029*	06/30/2020	\$ 2,842,443.00	\$ -	\$ 2,842,443.00
6	Suburban	113.00	77.00		CENTINELA VALLEY UNION HIGH	Los Angeles	HAWTHORNE HIGH	55/64352-00-007*	03/30/2020	\$ 1,881,729.00	\$ -	\$ 1,881,729.00
6	Urban	107.50	80.00		ANAHEIM UNION HIGH	Orange	MAGNOLIA HIGH	55/66431-05-001*	04/03/2020	\$ 1,316,065.00	\$ -	\$ 1,316,065.00
6	Suburban	112.00			LYNWOOD UNIFIED	Los Angeles	LYNWOOD HIGH	59/64774-00-003*	04/03/2020	\$ 675,000.00	\$ -	\$ 675,000.00
6	Urban	107.50	77.00		RIPON UNIFIED	San Joaquin	RIPON HIGH	55/68650-00-001*	03/31/2020	\$ 1,582,695.00	\$ -	\$ 1,582,695.00
6	Suburban	111.50	84.00		GROSSMONT UNION HIGH	San Diego	MT. MIGUEL HIGH	59/68130-00-005*	03/03/2020	\$ 1,399,749.00	\$ -	\$ 1,399,749.00
6	Urban	107.00	85.00		PLEASANTON UNIFIED	Alameda	FOOTHILL HIGH	55/75101-00-007*	06/26/2020	\$ 3,000,000.00	\$ -	\$ 3,000,000.00
6	Suburban	111.50	80.00		CAMPBELL UNION HIGH	Santa Clara	PROSPECT HIGH	55/69401-00-015*	06/29/2020	\$ 2,455,157.00	\$ 2,455,157.00	\$ 4,910,313.00
6	Urban	107.00	80.00		SAN DIEGO UNIFIED	San Diego	CRAWFORD SENIOR HIGH	59/68338-00-034*	04/01/2020	\$ 1,251,938.00	\$ -	\$ 1,251,938.00
6	Suburban	110.50	82.00		VAL VERDE UNIFIED	Riverside	RANCHO VERDE HIGH	59/75242-00-001*	06/30/2020	\$ 224,132.00	\$ -	\$ 224,132.00
6	Urban	106.00	91.00		VENTURA UNIFIED	Ventura	BUENA HIGH	59/72652-00-004*	05/06/2020	\$ 1,050,526.00	\$ -	\$ 1,050,526.00
6	Suburban	110.50	80.00		CENTER JOINT UNIFIED	Sacramento	CENTER HIGH	55/73973-00-004*	03/18/2020	\$ 1,856,948.00	\$ -	\$ 1,856,948.00
6	Urban	106.00	82.00		SAN DIEGO UNIFIED	San Diego	HOOVER SENIOR HIGH	59/68338-00-027*	04/01/2020	\$ 1,418,508.00	\$ -	\$ 1,418,508.00
6	Suburban	110.00	87.00		DUBLIN UNIFIED	Alameda	DUBLIN HIGH	55/75093-00-002*	06/30/2020	\$ 265,505.00	\$ -	\$ 265,505.00
6	Urban	105.00	79.00		LONG BEACH UNIFIED	Los Angeles	JORDAN HIGH	55/64725-00-009*	04/17/2020	\$ 3,000,000.00	\$ -	\$ 3,000,000.00
6	Suburban	110.00	80.00		COMPTON UNIFIED	Los Angeles	COMPTON HIGH	55/73437-00-005*	06/25/2020	\$ 2,384,231.00	\$ -	\$ 2,384,231.00
6	Urban	105.00	77.00		SAN DIEGO UNIFIED	San Diego	KEARNY SCT	59/68338-00-036*	04/01/2020	\$ 1,498,092.00	\$ -	\$ 1,498,092.00
6	Suburban	108.50	87.00		DOWNEY UNIFIED	Los Angeles	WARREN HIGH	55/64451-00-005*	03/24/2020	\$ 3,000,000.00	\$ -	\$ 3,000,000.00
6	Urban	105.00	73.00		SAN LUIS COASTAL UNIFIED	San Luis Obispo	SAN LUIS OBISPO HIGH	55/68809-00-002*	03/03/2020	\$ 3,000,000.00	\$ -	\$ 3,000,000.00
6	Suburban	108.50	86.00		SANTA CRUZ CITY HIGH	Santa Cruz	SOQUEL HIGH	59/69823-00-003*	04/01/2020	\$ 372,071.00	\$ -	\$ 372,071.00
6	Suburban	108.50	84.00		MORGAN HILL UNIFIED	Santa Clara	ANN SOBRATO HIGH	55/69583-00-004*	04/10/2020	\$ 3,000,000.00	\$ -	\$ 3,000,000.00
6	Suburban	108.50	80.00		ATASCADERO UNIFIED	San Luis Obispo	ATASCADERO HIGH	59/68700-00-003*	03/31/2020	\$ 919,970.00	\$ -	\$ 919,970.00
6	Suburban	108.00			DOWNEY UNIFIED	Los Angeles	WARREN HIGH	55/64451-00-004*	03/24/2020	\$ 3,000,000.00	\$ -	\$ 3,000,000.00
6	Suburban	107.50			LIBERTY UNION HIGH	Contra Costa	FREEDOM HIGH	55/61721-00-003*	04/03/2020	\$ 1,166,863.00	\$ -	\$ 1,166,863.00

6	Suburban	107.00			VISTA UNIFIED	San Diego	VISTA HIGH	55/68452-00-004*	06/22/2020	\$ 3,000,000.00	\$ -	\$ 3,000,000.00
6	Suburban	106.50			DUBLIN UNIFIED	Alameda	DUBLIN HIGH	55/75093-00-003*	06/30/2020	\$ 312,724.00	\$ -	\$ 312,724.00
6	Suburban	106.00			ABC UNIFIED	Los Angeles	ARTESIA HIGH	55/64212-00-001*	04/02/2020	\$ 2,673,655.00	\$ -	\$ 2,673,655.00
6	Suburban	105.50	81.00		MISSION VALLEY ROP	Alameda	MISSION VALLEY ROCP	59/74021-00-002*	02/11/2020	\$ 450,000.00	\$ -	\$ 450,000.00
6	Suburban	105.50	76.00		SANTA MARIA JOINT UNION HIGH	Santa Barbara	RIGHETTI (ERNEST) HIGH	55/69310-00-005*	06/29/2020	\$ 1,466,944.00	\$ -	\$ 1,466,944.00
6	Suburban	105.00	82.00		IMPERIAL VALLEY ROP	Imperial	IMPERIAL VALLEY ROP	59/74401-00-001*	03/19/2020	\$ 261,000.00	\$ -	\$ 261,000.00
6	Suburban	105.00	81.00		DOWNEY UNIFIED	Los Angeles	WARREN HIGH	55/64451-00-006*	03/24/2020	\$ 3,000,000.00	\$ -	\$ 3,000,000.00
6	Suburban	105.00	72.00		ATASCADERO UNIFIED	San Luis Obispo	ATASCADERO HIGH	55/68700-00-002*	04/01/2020	\$ 2,180,967.00	\$ -	\$ 2,180,967.00
6	Suburban	105.00	70.00		ATASCADERO UNIFIED	San Luis Obispo	ATASCADERO HIGH	55/68700-00-003*	04/01/2020	\$ 532,386.00	\$ -	\$ 532,386.00

Summary of Requested CTEFP Funding	Total (in Dollars)
Requested State Grant (a)	\$ 113,398,197.00
Requested State Loan (b)	\$ 7,325,568.00
Total of Estimated State Grant and State Loan	\$ 120,723,765.00

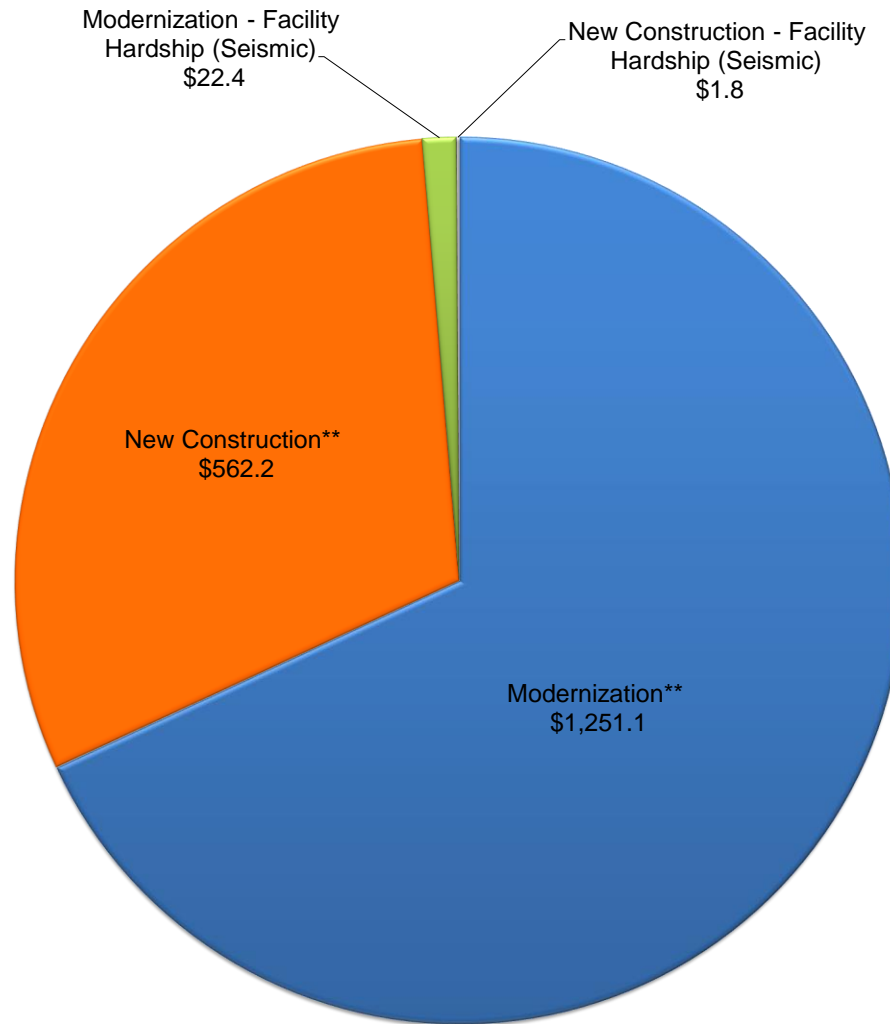
(a) Represents the requested state share of the project. Amounts shown have not been reviewed by OPSC for compliance with all Career Technical Education Facilities Program requirements.

(b) Represents the requested loan amount. Amounts shown have not been reviewed by OPSC for compliance with all Career Technical Education Facilities Program requirements.

\*These applications exceed the available bond authority as of the date of this report. Placement on this list does not provide a future guarantee of funding.

\*\*Final funding order for tied applications to be determined at a later date should bond authority become available.

**School Facility Program Applications within Bond Authority\***  
**- in millions of dollars, as of May 31, 2021 -**



\*The projects on this report only represents completed applications that are awaiting Office of Public School Construction (OPSC) processing and scheduling to the State Allocation Board. It does not reflect the OPSC's complete workload or guarantee the project is within available bond authority.

\*\* Includes Facility Hardship Non-Seismic applications.

This list includes future workload that is identified as:

- Pending reflects workload that has been processed by OPSC but awaiting further information/documentation from the district.
- Reviewing reflects currently being processed by OPSC.

# SCHOOL DISTRICT EXTENSION REQUESTS

(as of August 1, 2021)

Total Number of Requests: **572**

<u>REQUESTS</u>		<u>APPROVED EXTENSIONS</u>	
Approved:	478	Responses Received:	446
No Longer Needed:	76	Responses Pending:	32
Denied:	13	<hr/>	
Pending:	5		478
<hr/>			
	572	<u>TYPES OF PENDING REQUESTS</u>	
<u>SCHOOL DISTRICT SIZE</u>		Eligibility & Funding Responses:	6
Large:	270	Expenditure Reports:	11
Medium:	170	Fund Release:	0
Small:	132	Substantial Progress:	9
<hr/>		Audit Correspondence:	0
	572	Accounts Receivables:	1
		Full-Day Kindergarten:	5
		<hr/>	
			32

## DENIED EXTENSION REQUESTS

Alpaugh Unified School District	The District requested a time extension to submit the final Expenditure Report to OPSC. The delay is due to staff turnover and not COVID-19 related; OPSC worked with District through the regular time extension request process.
Anaheim Union High School District	The District did not hire a cost estimator until after receiving the 15-day letter request from OPSC. A detail cost estimate is part of a complete application acceptance
Glenn County Office of Education	District applied for funding in the 6th round of CTE. The architect's cost estimate included lump sums. The 15-Day letter sent July 3, 2020 requested it to be broken out. The extension request to November 2nd is well after the anticipated September 2020. funding round.
Greenfield Union Elementary School District	Change of scope requested for a Full-Day Kindergarten project. A 2-year extension was requested. Request was denied because it was the subject of an appeal that OPSC cannot administratively approve.
Hilmar Unified School District	The project was delayed due to the District and its advisory committee to change the of scope of the project as a result of additional local funds being available. The project was approved by the State Allocation Board in May 2019, well before the start of the COVID-19 pandemic.
Hollister Elementary School District	The request was not COVID-19 related. OPSC worked with District through the regular time extension request process.
Island Union Elementary School District	This project was apportioned in October 2018 for Advanced Design. District had one year to obtain DSA approval of plans. At the time of the extension request, the District still had three months to obtain DSA approval.
Lagunita Elementary School District	The project was funded in November 2018 and requested a Substantial Progress extension. The request was denied because the reason for the delay is a local funding/priorities issue. The District can also already request a Substantial Progress deadline extension under "other evidence" if needed.
Moreno Valley Unified School District	The District requested a time extension to decide how to respond to OPSC's 4-Day Letter for a CTE project. The District needed to determine how to address the need for an increase in the grant request after the application was scored by CDE. OPSC does not allow for cost increases beyond those already reviewed by CDE.
Oakland Unified - Eres Academy	The request was not COVID-19 related. OPSC worked with District through the regular time extension request process.

San Bernardino City Unified School District	The District is only one year into project construction. The District requested a 5th year to complete project (3 years in advance of deadline). Denied at this time; the request is premature.
Santa Ana Unified School District	Project was approved in May 2019. The District did not participate in the Priority Funding (PF) Process in Fall 2019 and incurred one non-participation occurrence. The District participated in the PF process in Fall PF 2019 and was apportioned at the May 2020 SAB. Plans should have been well underway for design prior to COVID-19 pandemic. At the time of the request, the District still had 11 months to design and obtain approval from DSA.
Vacaville Unified School District	The request was not COVID-19 related. OPSC worked with District through the regular time extension request process.

School District Extension Requests  
(as of August 1, 2021)

District Size	District Name	Project/Site Name	Type of Request	Project Number	Category of Request	Description of Deliverable	Original Due Date	Requested Extension Date	Receipt Date for Requested Documents	Status
Large	Los Angeles Unified	Stagg Street Elementary	Funding	57/64733-00-628	Eligibility & Funding Responses	Form SAB 50-04 - 15-Day Response	3/25/2020	4/10/2020	4/10/2020	Approved - Closed
Small	Galt Joint Union High	Liberty Ranch High	Funding	58/67355-00-001	Eligibility & Funding Responses	Form SAB 50-04 - 15-Day Response	4/1/2020	4/17/2020	4/17/2020	Approved - Closed
Large	William S. Hart Union High	Placerita Junior High	Funding	50/65136-00-014	Eligibility & Funding Responses	Form SAB 50-04 - 4-Day Response	4/10/2020	4/17/2020	4/17/2020	Approved - Closed
Large	Irvine Unified	Santiago Hills Elementary	Funding	57/73650-00-021	Eligibility & Funding Responses	Form SAB 50-04 - 15-Day Response	3/25/2020	4/17/2020	4/17/2020	Approved - Closed
Medium	Santa Monica-Malibu Unified	John Adams Middle	Funding	51/64980-00-001	Eligibility & Funding Responses	Form SAB 50-04 - 15-Day Response	4/20/2020	4/24/2020	4/20/2020	Approved - Closed
Large	Oxnard	Lemonwood Elementary	Funding	50/72538-00-013	Eligibility & Funding Responses	Form SAB 50-04 - 4-Day Response	4/2/2020	4/10/2020	4/21/2020	Approved - Closed
Large	Los Angeles Unified	Fremont (John C.) Senior High	Funding	56/64733-00-019	Accounts Receivables	Accounts Receivable Payments	4/27/2020	4/25/2020	4/21/2020	Approved - Closed
Large	Los Angeles Unified	Coldwater Canyon Elementary	Funding	57/64733-00-629	Eligibility & Funding Responses	Form SAB 50-04 - 15-Day Response	3/26/2020	4/10/2020	5/1/2020	Approved - Closed
Large	Los Angeles Unified	Coldwater Canyon Elementary	Funding	57/64733-00-629	Eligibility & Funding Responses	Form SAB 50-04 - 15-Day Response	3/26/2020	4/10/2020	5/1/2020	Approved - Closed
Large	Los Angeles Unified	Dana (Richard Henry) Middle	Funding	57/64733-20-019	Eligibility & Funding Responses	Form SAB 50-04 - 15-Day Response	3/19/2020	4/17/2020	5/1/2020	Approved - Closed
Large	Los Angeles Unified	Coldwater Canyon	Funding	57/64733-00-629	Eligibility & Funding Responses	Form SAB 50-04 - 15-Day Response	4/27/2020	5/1/2020	5/1/2020	Approved - Closed
Large	Los Angeles Unified	Dana (Richard Henry) Middle	Funding	57/64733-20-019	Eligibility & Funding Responses	Form SAB 50-04 - 15-Day Response	3/19/2020	5/1/2020	5/1/2020	Approved - Closed
Large	Los Angeles Unified	Sylmar	Funding	57/64733-00-618	Eligibility & Funding Responses	Form SAB 50-04 - 15-Day Response	3/19/2020	5/1/2020	5/1/2020	Approved - Closed
Large	Temecula Valley Unified	Vail Elementary	Funding	n/a	Eligibility & Funding Responses	Incomplete Application- Updated estimate	4/27/2020	5/11/2020	5/1/2020	Approved - Closed
Medium	Azusa Unified	Dalton Elementary	Funding	57/64279-00-021	Eligibility & Funding Responses	Form SAB 50-04 - 15-Day Response / Corrected SAB 50-04	4/28/2020	5/1/2020	5/5/2020	Approved - Closed
Large	Los Angeles Unified	San Fernando High	Funding	57/64733-73-005	Eligibility & Funding Responses	Form SAB 50-04 - 15-Day Response	4/23/2020	5/7/2020	5/5/2020	Approved - Closed
Large	Los Angeles Unified	San Fernando High	Funding	57/64733-73-005	Eligibility & Funding Responses	Form SAB 50-04 - 15-Day Response	5/7/2020	5/14/2020	5/11/2020	Approved - Closed
Medium	Perris Elementary	Innovative Horizons Charter	Funding	54/67199-00-001	Eligibility & Funding Responses	Form SAB 50-03 - 15-Day Response	4/21/2020	6/1/2020	5/11/2020	Approved - Closed
Small	Chawanakee Unified	Hillside Elementary	Funding	50/75606-00-002	Eligibility & Funding Responses	Form SAB 50-04 - 4-Day Response	4/24/2020	5/21/2020	5/12/2020	Approved - Closed
Medium	Elementary	Gordon H. Beatty Elementary	Funding	58/66456-00-003	Audit Correspondence	Expenditure Closeout Review - Documentation Request	5/5/2020	5/19/2020	5/14/2020	Approved - Closed
Medium	Alisal Union	New Elementary #12	Funding	50/65961-00-006	Audit Correspondence	Summary of Project Financing and Expenditures response	8/7/2020	9/30/2020	5/15/2020	Approved - Closed
Medium	Alisal Union	New Elementary #14 (Matsui)	Funding	50/65961-00-007	Audit Correspondence	Summary of Project Financing and Expenditures response	8/7/2020	9/30/2020	5/15/2020	Approved - Closed
Large	Los Angeles Unified	Reseda Senior High	Funding	59/64733-39-001	Accounts Receivables	Accounts Receivable Payments	5/25/2020	6/12/2020	5/18/2020	Approved - Closed
Large	Merced City Elementary	Ada Givens Elementary	Funding	50/65771-00-022	Eligibility & Funding Responses	Form SAB 50-04 - 15-Day Response	5/12/2020	5/20/2020	5/20/2020	Approved - Closed
Large	Escondido Union	Mission Middle	Funding	57/68098-00-014	Eligibility & Funding Responses	Form SAB 50-04 - 15-Day Response	5/19/2020	5/22/2020	5/20/2020	Approved - Closed
Large	Sacramento City Unified	Kit Carson Middle	Funding	50/67439-00-004 & 57/67439-00-075	Eligibility & Funding Responses	Form SAB 50-04 - 4-Day Response	5/19/2020	5/26/2020	5/21/2020	Approved - Closed
Medium	Cutler-Orosi Joint Unified	Golden Valley	Funding	70/71860-00-001	Eligibility & Funding Responses	request for extension	5/22/2020	6/22/2020	5/21/2020	Approved - Closed
Large	Sanger Unified	Ronald W. Reagan Elementary	Funding	50/62414-00-019	Eligibility & Funding Responses	Form SAB 50-04 - 4-Day Response	5/18/2020	5/22/2020	5/22/2020	Approved - Closed
Small	Traver Joint Elementary	Traver Elementary	Funding	72223-6	Fund Release	Fund Release Authorization Form SAB 70-02	5/22/2020	6/22/2020	5/22/2020	Approved - Closed
Medium	Greenfield Union Elementary	Mary Chapa Academy Elementary	Funding	58/66035-00-004	Eligibility & Funding Responses	Form SAB 50-04 - 15-Day Response	4/28/2020	5/5/2020	5/26/2020	Approved - Closed
Medium	Greenfield Union Elementary	Mary Chapa Academy Elementary	Funding	58/66035-00-006	Eligibility & Funding Responses	Form SAB 50-04 - 4-Day Response	4/28/2020	5/5/2020	5/26/2020	Approved - Closed
Medium	Greenfield Union Elementary	Mary Chapa Academy Elementary	Funding	58/66035-00-004	Eligibility & Funding Responses	Form SAB 50-04 - 15-Day Response	4/28/2020	5/19/2020	5/26/2020	Approved - Closed
Medium	Greenfield Union Elementary	Mary Chapa Academy Elementary	Funding	58/66035-00-006	Eligibility & Funding Responses	Form SAB 50-04 - 4-Day Response	4/28/2020	5/19/2020	5/26/2020	Approved - Closed
Medium	Greenfield Union Elementary	Mary Chapa Academy Elementary	Funding	58/66035-00-004	Eligibility & Funding Responses	Form SAB 50-04 - 15-Day Response	5/19/2020	5/29/2020	5/26/2020	Approved - Closed
Medium	Greenfield Union Elementary	Mary Chapa Academy Elementary	Funding	58/66035-00-006	Eligibility & Funding Responses	Form SAB 50-04 - 4-Day Response	5/19/2020	5/29/2020	5/26/2020	Approved - Closed
Medium	Washington Unified	West Fresno Elementary	Funding	57/76778-00-004	Eligibility & Funding Responses	Form SAB 50-04 - 15-Day Response	5/21/2020	7/17/2020	5/26/2020	Approved - Closed
Small	Larkspur-Corte Madera	Neil Cummins Elementary	Funding	57/65367-00-007	Full-Day Kindergarten	FDKGP - 15-Day Response	4/22/2020	5/1/2020	5/27/2020	Approved - Closed
Small	Larkspur-Corte Madera	Neil Cummins Elementary	Funding	57/65367-00-007	Eligibility & Funding Responses	Form SAB 50-04 15-Day Response	4/22/2020	5/30/2020	5/27/2020	Approved - Closed
Medium	Saugus Union	West Creek Academy	Eligibility		Eligibility & Funding Responses	Form SAB 50-04 - 15-Day Response	5/21/2020	5/29/2020	5/28/2020	Approved - Closed
Small	Galt Joint Union High	Liberty Ranch High	Funding	58/67355-00-001	Eligibility & Funding Responses	Form SAB 50-04 - 4-Day Response	5/21/2020	5/29/2020	5/29/2020	Approved - Closed
Large	Los Angeles Unified	Capistrano Avenue Elementary	Funding	57/64733-00-634	Eligibility & Funding Responses	Form SAB 50-04 - 15-Day Response	5/23/2020	6/1/2020	5/29/2020	Approved - Closed
Large	Riverside County Office of Education	Jurupa Community	Funding	50/10330-98-016 & 20/10330-99-009	Audit Correspondence	Reduction to costs incurred	5/8/2020	5/29/2020	6/1/2020	Approved - Closed
Small	Edison Elementary	Orangewood Elementary	Funding	70/63438-00-001	Full-Day Kindergarten	FDKGP Fund Release	5/22/2020	6/5/2020	6/1/2020	Approved - Closed
Medium	Wishburn Unified	Da Vinci High	Funding	50/76869-00-001	Eligibility & Funding Responses	Form SAB 50-04 - 15-Day Response	5/29/2020	6/5/2020	6/1/2020	Approved - Closed
Large	Palo Alto Unified	Gunn High	Funding	50/69641-02-001	Eligibility & Funding Responses	Form SAB 50-04 - 15-Day Response	6/1/2020	6/5/2020	6/1/2020	Approved - Closed
Large	Los Angeles Unified	Hart Street Elementary	Funding	57/64733-00-633	Eligibility & Funding Responses	Form SAB 50-04 - 15-Day Response	5/23/2020	6/1/2020	6/2/2020	Approved - Closed
Large	Sweetwater Union High	Chula Vista High	Funding	57/68411-00-045	Eligibility & Funding Responses	Form SAB 50-04 - 15-Day Response	5/19/2020	6/2/2020	6/2/2020	Approved - Closed
Large	Sweetwater Union High	Mar Vista High	Funding	57/68411-00-047	Eligibility & Funding Responses	Form SAB 50-04 - 15-Day Response	5/22/2020	6/2/2020	6/2/2020	Approved - Closed
Large	Los Angeles Unified	Hart Street Elementary	Funding	57/64733-00-633	Eligibility & Funding Responses	Form SAB 50-04 - 15-Day Response	6/1/2020	6/5/2020	6/2/2020	Approved - Closed
Small	Pixley Union Elementary	Pixley Elementary	Funding	70/72041-00-001	Fund Release	Fund Release Authorization (Form SAB 70-02)	5/22/2020	6/26/2020	6/2/2020	Approved - Closed
Large	Poway Unified	Stone Ranch Elementary	Funding	50/68296-00-021	Expenditure Reports	Form SAB 50-06 - Annual Expenditure Report	6/5/2020	9/1/2020	6/2/2020	Approved - Closed
Large	Twin Rivers Unified	Foothill High	Funding	57/76505-00-045	Eligibility & Funding Responses	Form SAB 50-04 - 4-Day Response	4/30/2020	5/6/2020	6/4/2020	Approved - Closed
Large	Twin Rivers Unified	Foothill High	Funding	57/76505-00-045	Eligibility & Funding Responses	Form SAB 50-04 - 4-Day Response	4/30/2020	5/15/2020	6/4/2020	Approved - Closed
Medium	San Benito High	New Construction Eligibility	Eligibility		Eligibility & Funding Responses	SAB 50-01 in response to 90-Day Notice	5/1/2020	5/29/2020	6/5/2020	Approved - Closed
Large	Escondido Union	Quantum Academy Addition / Mission MS Addition	Funding	50/68098-00-007, 50/-008 & 57-013	Eligibility & Funding Responses	Form SAB 50-04 - 4-Day Response	4/30/2020	6/5/2020	6/5/2020	Approved - Closed
Medium	San Benito High	San Benito High	Funding	50/67538-00-002	Eligibility & Funding Responses	SAB 50-01	5/22/2020	6/5/2020	6/5/2020	Approved - Closed
Large	Los Angeles Unified	Bell High	Funding	57/64733-00-631	Eligibility & Funding Responses	Form SAB 50-04 - 15-Day Response	5/23/2020	6/5/2020	6/5/2020	Approved - Closed
Large	Los Angeles Unified	Griffith Middle	Funding	57/64733-00-619	Eligibility & Funding Responses	Form SAB 50-04 - 4-Day Response	6/1/2020	6/8/2020	6/9/2020	Approved - Closed
Small	Central Union Elementary	Akers Elementary	Funding	57/63883-00-001	Expenditure Reports	Form SAB 50-06 - Annual Expenditure Report	5/17/2020	6/30/2020	6/9/2020	Approved - Closed
Medium	Dinuba Unified	Dinuba High	Funding	55/75531-00-002	Expenditure Reports	Form SAB 50-06 - Annual Expenditure Report	4/19/2020	6/15/2020	6/10/2020	Approved - Closed
Small	Templeton Unified	Templeton High	Funding	55/68841-00-001	Expenditure Reports	Form SAB 50-06 - Annual Expenditure Report	4/11/2020	6/11/2020	6/11/2020	Approved - Closed



School District Extension Requests  
(as of August 1, 2021)

District Size	District Name	Project/Site Name	Type of Request	Project Number	Category of Request	Description of Deliverable	Original Due Date	Requested Extension Date	Receipt Date for Requested Documents	Status
Medium	Diwuba Unified	New High	Funding	50/75531-00-006	Eligibility & Funding Responses	Form SAB 50-04 - 15-Day Response	5/28/2020	6/11/2020	6/11/2020	Approved - Closed
Large	Los Angeles Unified	Coldwater Canyon Elementary	Funding	57/64733-00-629	Eligibility & Funding Responses	Form SAB 50-04 - 4-Day Response	6/2/2020	6/12/2020	6/11/2020	Approved - Closed
Large	Los Angeles Unified	Sherman Oaks Center for Enriched Studies (SOCES)	Funding	57/64733-00-614	Eligibility & Funding Responses	Form SAB 50-04 - 4-Day Response	6/1/2020	6/12/2020	6/12/2020	Approved - Closed
Large	Los Angeles Unified	Griffin Avenue Elementary	Funding	57/64733-00-621	Eligibility & Funding Responses	Form SAB 50-04 - 4-Day Response	6/2/2020	6/12/2020	6/12/2020	Approved - Closed
Large	Los Angeles Unified	Parthenia Elementary	Funding	57/64733-00-615	Eligibility & Funding Responses	Form SAB 50-04 - 4-Day Response	6/2/2020	6/12/2020	6/12/2020	Approved - Closed
Large	Los Angeles Unified	Monroe High	Funding	57/64733-00-616	Eligibility & Funding Responses	Form SAB 50-04 - 15-Day Response	6/4/2020	6/12/2020	6/12/2020	Approved - Closed
Large	Milpitas Unified	New Construction Eligibility Update	Eligibility		Eligibility & Funding Responses	Form SAB 50-01 - 15-Day Response	6/3/2020	6/17/2020	6/12/2020	Approved - Closed
Large	Sweetwater Union High	Sweetwater High	Funding	57/68411-00-043	Eligibility & Funding Responses	Form SAB 50-04 - 15-Day Response	5/22/2020	6/3/2020	6/16/2020	Approved - Closed
Large	Los Angeles Unified	San Fernando High	Funding	57/64733-73-005	Eligibility & Funding Responses	Form SAB 50-04 - 4-Day Response	6/5/2020	6/17/2020	6/16/2020	Approved - Closed
Medium	Belmont-Redwood Shores Elementary	Redwood Shores	Funding	50/68866-00-002	Expenditure Reports	Form SAB 50-06 - Annual Expenditure Report	5/10/2020	7/31/2020	6/16/2020	Approved - Closed
Large	Sweetwater Union High	Mar Vista Academy (Mar Vista Middle)	Funding	57/68411-00-046	Eligibility & Funding Responses	Form SAB 50-04 - 15-Day Response	5/25/2020	6/3/2020	6/17/2020	Approved - Closed
Large	Los Angeles Unified	El Sereno Middle	Funding	57/64733-34-016	Eligibility & Funding Responses	Form SAB 50-03 - 4-Day Response	5/25/2020	6/9/2020	6/17/2020	Approved - Closed
Large	Los Angeles Unified	El Sereno Middle	Funding	57/64733-34-016	Eligibility & Funding Responses	Form SAB 50-04 - 4-Day Response	6/8/2020	6/17/2020	6/17/2020	Approved - Closed
Large	Los Angeles Unified	Palms Middle	Funding	57/64733-00-636	Eligibility & Funding Responses	Form SAB 50-04 - 15-Day Response	6/10/2020	6/19/2020	6/17/2020	Approved - Closed
Large	Los Angeles Unified	State Street Elementary	Funding	57/64733-00-613	Eligibility & Funding Responses	Form SAB 50-04 - 15-Day Response	6/15/2020	6/19/2020	6/17/2020	Approved - Closed
Large	Los Angeles Unified	Burton	Funding	57/64733-00-612	Eligibility & Funding Responses	Form SAB 50-04 - 15-Day Response	6/15/2020	6/19/2020	6/17/2020	Approved - Closed
Medium	Greenfield Union Elementary	Vista Verde Middle	Funding	58/66035-00-001	Eligibility & Funding Responses	Form SAB 50-04 - 15-Day Response	6/12/2020	6/18/2020	6/18/2020	Approved - Closed
Large	Los Angeles Unified	Capistrano Avenue Elementary	Funding	57/64733-00-634	Eligibility & Funding Responses	Form SAB 50-04 - 4-Day Response	6/9/2020	6/19/2020	6/18/2020	Approved - Closed
Large	Norwalk-La Mirada Unified	John Glenn High	Funding	57/64840-00-027	Eligibility & Funding Responses	Form SAB 50-04 - 15-Day Response	6/11/2020	6/26/2020	6/19/2020	Approved - Closed
Small	Butteville Union Elementary	Butteville Elementary	Funding	50/70201-00-002 & 57/70201-00-002	Eligibility & Funding Responses	Financial Hardship Review - Documentation Request	6/15/2020	6/29/2020	6/19/2020	Approved - Closed
Large	Twin Rivers Unified	Grant High	Funding	57/76505-00-054	Eligibility & Funding Responses	Form SAB 50-04 - 15-Day Response	5/22/2020	6/22/2020	6/19/2020	Approved - Closed
Large	Bakersfield City	Fletcher Elementary	Funding	50/63321-00-028	Expenditure Reports	Form SAB 50-06 - Annual Expenditure Report	5/23/2020	6/22/2020	6/22/2020	Approved - Closed
Large	Bakersfield City	Sequoia Middle	Funding	50/63321-00-029	Expenditure Reports	Form SAB 50-06 - Annual Expenditure Report	5/23/2020	6/22/2020	6/22/2020	Approved - Closed
Large	Los Angeles Unified	Hart Street Elementary	Funding	57/64733-00-633	Eligibility & Funding Responses	Form SAB 50-04 - 4-Day Response	6/22/2020	6/29/2020	6/22/2020	Approved - Closed
Large	Riverside County Office of Education	Jurupa Community	Funding	50/10330-98-016 & 50/10330-99-009	Audit Correspondence	Expenditure Closeout Review - Documentation Request	5/9/2020	6/30/2020	6/23/2020	Approved - Closed
Small	Guadalupe Union Elementary	Buren Elementary	Funding	70/69203-00-001	Full-Day Kindergarten	Form SAB 70-02 and Grant Agreement	5/22/2020	7/22/2020	6/26/2020	Approved - Closed
Large	Fremont Unified	Lila Bringhurst Elementary	Funding	50/61176-00-011	Eligibility & Funding Responses	Form SAB 50-04 - 15-Day Response	5/25/2020	6/15/2020	6/29/2020	Approved - Closed
Large	Fremont Unified	Lila Bringhurst Elementary	Funding	50/61176-00-011	Eligibility & Funding Responses	Form SAB 50-04 - 15-Day Response	6/15/2020	6/29/2020	6/30/2020	Approved - Closed
Large	Fremont Unified	Lila Bringhurst Elementary	Eligibility	50/61176-00-011	Eligibility & Funding Responses	Form SAB 50-01 Submittal	5/5/2020	6/30/2020	6/30/2020	Approved - Closed
Large	San Marcos Unified	La Mirada Academy K-8 (Formerly known as Alvin M. Dunn)	Funding	57-73791-00-006	Full-Day Kindergarten	FDKFGP - 15-Day Response	6/2/2020	6/30/2020	6/30/2020	Approved - Closed
Large	Corona-Norco Unified	Yorba Elementary	Funding	50/67033-00-034	Audit Correspondence	Closeout Appeal	6/3/2020	7/3/2020	6/30/2020	Approved - Closed
Large	Fresno Unified	Sunnyside High, Edison High, Fresno High	Funding	55/62166-00-013, -014, -015, -016, -017 & 50/67470-00-003 & 50/67470-00-000	Eligibility & Funding Responses	CTE - 15-Day Response	6/30/2020	7/3/2020	6/30/2020	Approved - Closed
Medium	Hollister	Santana Ranch	Funding	50/67470-00-000	Eligibility & Funding Responses	Form SAB 50-04 - 15-Day Response	5/28/2020	6/11/2020	7/1/2020	Approved - Closed
Medium	Hollister	Santana Ranch	Funding	50/67470-00-003	Eligibility & Funding Responses	Form SAB 50-04 - 15-Day Response	6/11/2020	6/19/2020	7/1/2020	Approved - Closed
Large	Los Angeles Unified	Sylmar Senior High	Funding	57/64733-00-618	Eligibility & Funding Responses	Form SAB 50-04 - 15-Day Response	3/19/2020	4/17/2020	7/2/2020	Approved - Closed
Medium	Greenfield Union Elementary	Oak Avenue Elementary	Funding	58/66035-00-003	Eligibility & Funding Responses	Form SAB 50-04 - 15-Day Response	6/12/2020	6/18/2020	7/2/2020	Approved - Closed
Medium	Greenfield Union Elementary	Mary Chappa Academy Elementary	Funding	58/66035-00-002	Eligibility & Funding Responses	Form SAB 50-04 - 15-Day Response	6/12/2020	6/18/2020	7/2/2020	Approved - Closed
Large	Milpitas Unified	Mabel Mattos Elementary	Funding	50/73387-00-001	Eligibility & Funding Responses	Form SAB 50-04 - 15-Day Response	6/10/2020	7/2/2020	7/2/2020	Approved - Closed
Medium	Greenfield Union Elementary	Vista Verde Middle	Funding	58/66035-00-001	Eligibility & Funding Responses	Form SAB 50-04 - 15-Day Response	6/18/2020	7/2/2020	7/2/2020	Approved - Closed
Large	Los Angeles Unified	San Fernando High	Funding	57/64733-73-005	Eligibility & Funding Responses	Form SAB 50-04 - 4-Day Response	6/17/2020	7/3/2020	7/2/2020	Approved - Closed
Small	Merced River Union Elementary	Washington Elementary	Funding	57/73726-00-001	Eligibility & Funding Responses	Financial Hardship Review - Documentation Request	4/23/2020	5/25/2020	7/6/2020	Approved - Closed
Small	Merced River Union Elementary	Washington Elementary	Funding	57/73726-00-001	Eligibility & Funding Responses	Financial Hardship Review - Documentation Request	5/26/2020	6/26/2020	7/6/2020	Approved - Closed
Medium	Fresno County Office of Education	Violet Heintz Education Academy	Funding	50/10108-00-007	Expenditure Reports	Form SAB 50-06 - Annual Expenditure Report	4/17/2020	5/31/2020	7/8/2020	Approved - Closed
Small	John Swett Unified	Carquinez Middle Seismic Replacement	Funding	51/61697-00-001	Eligibility & Funding Responses	Form SAB 50-04 - 4-Day Response	6/30/2020	7/8/2020	7/8/2020	Approved - Closed
Small	Firebaugh-Las Deltas Unified	Arthur E. Mills Intermediate	Funding	50/73809-00-004	Expenditure Reports	Form SAB 50-06 - Annual Expenditure Report	6/12/2020	7/10/2020	7/8/2020	Approved - Closed
Medium	Greenfield Union Elementary	Arroyo Seco Academy	Funding	50/66035-00-002	Eligibility & Funding Responses	All required documents were submitted within the 15-Day Itr period	5/29/2020	6/17/2020	7/9/2020	Approved - Closed
Large	Natomas Unified	Natomas High CTE	Funding	55/75283-00-001	Eligibility & Funding Responses	CTE - 15-Day Response	7/3/2020	7/7/2020	7/9/2020	Approved - Closed
Medium	Greenfield Union Elementary	Arroyo Seco Academy Elementary	Funding	50/66035-00-002	Eligibility & Funding Responses	Form SAB 50-04 - 15-Day Response	6/17/2020	7/9/2020	7/9/2020	Approved - Closed
Large	William S. Hart Union High	Castaic High	Funding	55/65136-00-003	Eligibility & Funding Responses	CTE - 15-Day Response	7/3/2020	7/17/2020	7/9/2020	Approved - Closed
Small	Le Grand Union High	Le Grand High	Funding	55/65730-00-001	Eligibility & Funding Responses	CTE - 15-Day Response	6/29/2020	7/10/2020	7/10/2020	Approved - Closed
Small	Le Grand Union High	Le Grand High	Funding	59/65730-00-001	Eligibility & Funding Responses	CTE - 15-Day Response	6/29/2020	7/10/2020	7/10/2020	Approved - Closed
Large	Twin Rivers Unified	Grant High	Funding	57/76505-00-054	Eligibility & Funding Responses	Form SAB 50-04 - 4-Day Response	7/6/2020	7/10/2020	7/10/2020	Approved - Closed
Large	Chico Unified	Pleasant Valley High	Funding	55/61424-00-008	Eligibility & Funding Responses	CTE - 15-Day Response	7/6/2020	7/10/2020	7/10/2020	Approved - Closed
Large	San Marcos Unified	La Mirada Academy K-8 (Formerly known as Alvin M. Dunn)	Funding	50/73791-00-016	Eligibility & Funding Responses	Form SAB 50-04 - 15-Day Response	6/29/2020	7/13/2020	7/10/2020	Approved - Closed
Large	San Marcos Unified	La Mirada Academy K-8 (Formerly known as Alvin M. Dunn)	Funding	57/73791-00-006	Eligibility & Funding Responses	Form SAB 50-04 - 15-Day Response	6/30/2020	7/14/2020	7/10/2020	Approved - Closed
Large	Merced City Elementary	Ada Givens Elementary	Funding	50/65771-00-022	Eligibility & Funding Responses	Form SAB 50-04 - 4-Day Response	7/7/2020	7/13/2020	7/13/2020	Approved - Closed
Large	Fremont Unified	American High	Funding	50/61176-00-012	Eligibility & Funding Responses	90-day SDWAG Update	6/4/2020	7/15/2020	7/14/2020	Approved - Closed
Large	Corona-Norco Unified	Roosevelt High	Funding	55/67033-00-002	Audit Correspondence	Eligible Costs & Supporting Documentation and SAB 50-10	6/18/2020	7/17/2020	7/14/2020	Approved - Closed
Large	Corona-Norco Unified	Roosevelt High	Funding	55/67033-00-003	Audit Correspondence	Eligible Costs & Supporting Documentation and SAB 50-10	6/18/2020	7/17/2020	7/14/2020	Approved - Closed
Large	Fremont Unified	Eligibility Update	Eligibility		Eligibility & Funding Responses	50-01 Submittal for 90-day Notice	6/30/2020	7/15/2020	7/15/2020	Approved - Closed
Large	Central Unified	Tilley Elementary	Funding	50/73965-00-019	Eligibility & Funding Responses	Form SAB 50-04 - 15-Day Response	7/8/2020	7/15/2020	7/15/2020	Approved - Closed

School District Extension Requests  
(as of August 1, 2021)

District Size	District Name	Project/Site Name	Type of Request	Project Number	Category of Request	Description of Deliverable	Original Due Date	Requested Extension Date	Receipt Date for Requested Documents	Status
Large	Ventura Unified	Ventura High - CTEFP	Funding	59/72652-00-003	Eligibility & Funding Responses	CTE - 15-Day Response	7/15/2020	7/20/2020	7/15/2020	Approved - Closed
Large	Ventura Unified	Ventura High - CTEFP (Robotics)	Funding	59/72652-00-002	Eligibility & Funding Responses	CTE - 15-Day Response	7/15/2020	7/20/2020	7/15/2020	Approved - Closed
Large	Ventura Unified	Ventura High - CTEFP (Welding)	Funding	59/72652-00-001	Eligibility & Funding Responses	CTE - 15-Day Response	7/15/2020	7/20/2020	7/15/2020	Approved - Closed
Medium	Greenfield Union Elementary	Mary Chapa Academy Elementary	Funding	58/66035-00-002	Eligibility & Funding Responses	Form SAB 50-04 - 15-Day Response	6/18/2020	7/2/2020	7/16/2020	Approved - Closed
Medium	Greenfield Union Elementary	Oak Avenue Elementary	Funding	58/66035-00-003	Eligibility & Funding Responses	Form SAB 50-04 - 15-Day Response	6/18/2020	7/2/2020	7/16/2020	Approved - Closed
Large	Milpitas Unified	Mabel Mattos Elementary	Funding	50/73387-00-001	Eligibility & Funding Responses	Form SAB 50-04 - 15-Day Response	7/2/2020	7/16/2020	7/16/2020	Approved - Closed
Medium	Greenfield Union Elementary	Vista Verde MS, Mary Chapa Academy & Oak Avenue ES	Funding	58/66035-00-001; 002 & 003	Eligibility & Funding Responses	Form SAB 50-04 - 15-Day Response	7/2/2020	7/16/2020	7/16/2020	Approved - Closed
Medium	South Monterey County Joint Union High	King City High	Funding	57/66068-00-001	Expenditure Reports	Form SAB 50-06 - Final Expenditure Report	5/29/2020	7/17/2020	7/16/2020	Approved - Closed
Medium	Sierra Sands Unified	Burroughs High	Funding	58/73742-00-005	Expenditure Reports	Form SAB 50-06 - Final Expenditure Report	6/26/2020	7/31/2020	7/16/2020	Approved - Closed
Large	Los Angeles Unified	Camino Nuevo High	Funding	54/64733-00-058	Accounts Receivables	Accounts Receivable Payments	6/1/2020	7/31/2020	7/16/2020	Approved - Closed
Small	Yreka Union High	Yreka High	Funding	57/70516-00-003	Eligibility & Funding Responses	Form SAB 50-04 - 15-Day Response	6/15/2020	6/24/2020	7/17/2020	Approved - Closed
Medium	Parlier Unified	Parlier High - Patient Care Facility	Funding	55/62384-00-011	Eligibility & Funding Responses	CTE - 15-Day Response	7/14/2020	7/21/2020	7/17/2020	Approved - Closed
Medium	McFarland Unified	McFarland High	Funding	57/73908-00-005	Expenditure Reports	Form SAB 50-06 - Annual Expenditure Report	6/11/2020	7/31/2020	7/21/2020	Approved - Closed
Large	San Juan Unified	Del Campo High	Funding	59/67447-00-005	Eligibility & Funding Responses	CTE - 15-Day Response	7/9/2020	7/23/2020	7/22/2020	Approved - Closed
Large	Torrance Unified	West High	Funding	55/65060-00-008	Eligibility & Funding Responses	CTE - 15-Day Response	7/3/2020	7/23/2020	7/22/2020	Approved - Closed
Large	Torrance Unified	North High	Funding	55/65060-00-007	Eligibility & Funding Responses	CTE - 15-Day Response	7/3/2020	7/23/2020	7/22/2020	Approved - Closed
Medium	Santa Paula Unified	Santa Paula High - CTEFP Arts, Media, & Entertainment	Funding	59/76828-00-002	Eligibility & Funding Responses	CTE - 15-Day Response	7/21/2020	7/27/2020	7/23/2020	Approved - Closed
Small	Galt Joint Union High	Liberty Ranch High	Funding	58/67355-00-001	Eligibility & Funding Responses	Form SAB 50-04 - 4-Day Response	7/16/2020	7/24/2020	7/24/2020	Approved - Closed
Large	Moreno Valley Unified	Vista Del Lago High - Health Science CTE	Funding	55/67124-00-006	Eligibility & Funding Responses	CTE - 15-Day Response	7/16/2020	7/24/2020	7/24/2020	Approved - Closed
Large	Moreno Valley Unified	Vista Del Lago High / Public Services CTE	Funding	55/67124-00-005	Eligibility & Funding Responses	CTE - 15-Day Response	7/16/2020	7/24/2020	7/24/2020	Approved - Closed
Large	Sequoia Union High	Redwood High	Funding	57/69062-00-037	Eligibility & Funding Responses	Form SAB 50-04 - 15-Day Response	3/26/2020	4/17/2020	7/27/2020	Approved - Closed
Large	Sequoia Union High	Redwood High	Funding	57/69062-00-037	Eligibility & Funding Responses	Form SAB 50-04 - 15-Day Response	3/12/2020	5/15/2020	7/27/2020	Approved - Closed
Large	Sequoia Union High	Redwood High	Funding	57/69062-00-037	Eligibility & Funding Responses	Form SAB 50-04 - 15-Day Response	5/15/2020	6/12/2020	7/27/2020	Approved - Closed
Small	Caruthers Unified	Caruthers High	Funding	59/75598-00-001	Eligibility & Funding Responses	CTE - 15-Day Response	7/9/2020	7/23/2020	7/27/2020	Approved - Closed
Small	Guadalupe Union Elementary	New Middle	Funding	50/69203-00-001	Expenditure Reports	Form SAB 50-06 - Final Expenditure Report	5/9/2020	7/31/2020	7/28/2020	Approved - Closed
Large	Poway Unified	Poway High	Funding	55/68296-00-008	Eligibility & Funding Responses	CTE - 15-Day Response	7/3/2020	7/30/2020	7/29/2020	Approved - CLOSED
Small	Pixley Union Elementary	Pixley Elementary	Funding	57/72041-00-001, 58/72041-00-001, 70/72041-00-001	Eligibility & Funding Responses	Financial Hardship Review - Documentation Request	6/15/2020	7/31/2020	7/29/2020	Approved - Closed
Large	Vacaville Unified	Jepson Middle	Funding	58/70573-00-001	Audit Correspondence	Substantial Progress Review - Documentation Request	7/18/2020	7/31/2020	7/29/2020	Approved - Closed
Small	Brittan Elementary	Brittan Elementary	Funding	50/71357-00-002	Eligibility & Funding Responses	Form SAB 50-04 - 4-Day Response	5/13/2020	7/31/2020	7/30/2020	Approved - Closed
Small	Grass Valley Elementary	Yuba River Charter	Eligibility	54/66332-00-002	Audit Correspondence	Audit Correspondence	2/21/2020	7/31/2020	7/31/2020	Approved - Closed
Medium	Del Norte County Unified	Crescent Elk Middle	Funding	58/61820-00-003	Expenditure Reports	Form SAB 50-06 - Annual Expenditure Report	6/14/2020	7/31/2020	7/31/2020	Approved - Closed
Large	San Bernardino City Unified	Pacific High	Funding	55/67876-00-005	Eligibility & Funding Responses	CTE - 15-Day Response	7/15/2020	7/31/2020	7/31/2020	Approved - Closed
Large	San Bernardino City Unified	San Geronimo High	Funding	55/67876-00-004	Eligibility & Funding Responses	CTE - 15-Day Response	7/16/2020	7/31/2020	7/31/2020	Approved - Closed
Small	Yuba County Office of Education	Various	Funding	57/10587-00-001 to 006 and 50/10587-00-001 to 008	Expenditure Reports	Form SAB 50-06 - Annual Expenditure Report	7/10/2020	7/31/2020	7/31/2020	Approved - Closed
Large	San Dieguito Union High	La Costa Canyon High and Torrey Pines High	Funding	59/68346-00-002 & 59/68346-00-003	Eligibility & Funding Responses	CTE - 15-Day Response	7/20/2020	7/31/2020	7/31/2020	Approved - Closed
Medium	Greenfield Union Elementary	Vista Verde Middle	Funding	58/66035-00-001	Eligibility & Funding Responses	Form SAB 50-04 - 4-Day Response	7/29/2020	8/3/2020	7/31/2020	Approved - Closed
Medium	Tahoe-Truckee Unified	Sierra High and Truckee High CTE projects	Funding	59/66944-00-002, 55/66944-00-006, 55/66944-00-007, 55/66944-00-008	Eligibility & Funding Responses	CTE - 15-Day Response	6/18/2020	7/10/2020	8/4/2020	Approved - Closed
Large	Modesto City High	Modesto High CTEFP	Funding	55/71175-00-006	Eligibility & Funding Responses	CTE - 15-Day Response	7/9/2020	7/15/2020	8/4/2020	Approved - Closed
Small	Trinidad Union Elementary	Trinidad Union Elementary	Funding	57/63057-00-001	Expenditure Reports	Form SAB 50-06 - Final Expenditure Report	5/21/2020	7/31/2020	8/4/2020	Approved - Closed
Medium	Tahoe-Truckee Unified	Truckee High , Sierra Continuation High	Funding	55/66944-00-006, -007, -008 and -009	Eligibility & Funding Responses	CTE - 15-Day Response	7/10/2020	7/31/2020	8/4/2020	Approved - Closed
Large	San Bernardino City Unified	Indian Springs High	Funding	59/67876-00-003	Eligibility & Funding Responses	CTE - 15-Day Response	7/21/2020	8/4/2020	8/4/2020	Approved - Closed
Medium	Nevada Joint Union High	Nevada Union High	Funding	59/66357-00-003	Eligibility & Funding Responses	CTE - 15-Day Response	7/14/2020	8/4/2020	8/4/2020	Approved - Closed
Medium	Nevada Joint Union High	Nevada Union High	Funding	59/66357-00-002	Eligibility & Funding Responses	CTE - 15-Day Response	7/14/2020	8/4/2020	8/4/2020	Approved - Closed
Medium	Nevada Joint Union High	Silver Springs Continuation High	Funding	55/66357-00-001	Eligibility & Funding Responses	CTE - 15-Day Response	7/14/2020	8/4/2020	8/4/2020	Approved - Closed
Large	Los Angeles Unified	Bright (Birdielee V) Elementary	Funding	61/64733-00-4012	Accounts Receivables	Accounts Receivable Payments	7/28/2020	8/18/2020	8/4/2020	Approved - Closed
Medium	South Monterey County Joint Union High	King City High	Funding	57/66068-00-001	Expenditure Reports	Form SAB 50-06 - Final Expenditure Report	5/29/2020	8/7/2020	8/6/2020	Approved - Closed
Large	Grossmont Union High	Helix High	Funding	54/68130-02-001	Audit Correspondence	Expenditure Closeout Review - Documentation Request	5/25/2020	6/5/2020	8/7/2020	Approved - Closed
Small	Monson-Sultana Joint Union Elementary	Financial Hardship Review	Eligibility		Eligibility & Funding Responses	Financial Hardship Review - Documentation Request	6/15/2020	7/31/2020	8/7/2020	Approved - Closed
Large	Twin Rivers Unified	Foothill High	Funding	57/76505-00-045	Eligibility & Funding Responses	Form SAB 50-04 - 4-Day Response	7/27/2020	8/7/2020	8/7/2020	Approved - Closed
Small	Monson-Sultana Joint Union Elementary	Monson-Sultana Elementary	Eligibility		Eligibility & Funding Responses	Financial Hardship Review - Documentation Request	7/31/2020	8/7/2020	8/7/2020	Approved - Closed
Large	Los Angeles Unified	Lou Dantzier Preparatory Charter Middle	Funding	54/64733-00-064	Audit Correspondence	Expenditure Closeout Review - Documentation Request	7/10/2020	8/7/2020	8/10/2020	Approved - Closed
Large	Sanger Unified	Sanger High	Funding	55/62414-00-001	Expenditure Reports	Form SAB 50-06 - Annual Expenditure Report	7/10/2020	8/10/2020	8/10/2020	Approved - Closed
Medium	Acalanes Union High	Las Lomas High	Funding	55/61630-00-001	Eligibility & Funding Responses	CTE - 15-Day Response	6/18/2020	8/12/2020	8/11/2020	Approved - Closed

School District Extension Requests  
(as of August 1, 2021)

District Size	District Name	Project/Site Name	Type of Request	Project Number	Category of Request	Description of Deliverable	Original Due Date	Requested Extension Date	Receipt Date for Requested Documents	Status
Large	Placentia-Yorba Linda Unified	Valencia High	Funding	57/6647-00-036	Expenditure Reports	Form SAB 50-06 - Final Expenditure Report	5/17/2020	8/17/2020	8/12/2020	Approved - Closed
Medium	Morgan Hill Unified	Ann Sobrato High	Funding	55/69583-00-003	Eligibility & Funding Responses	CTE - 15-Day Response	7/15/2020	7/22/2020	8/13/2020	Approved - Closed
Small	John Swett Unified	John Swett High	Eligibility		Eligibility & Funding Responses	CTE - 15-Day Response	6/30/2020	7/31/2020	8/13/2020	Approved - Closed
Large	Pleasanton Unified	Foothill High	Eligibility		Eligibility & Funding Responses	CTE - 15-Day Response	7/30/2020	8/6/2020	8/13/2020	Approved - Closed
Large	Los Angeles Unified	South Region High #8	Funding	56/64733-00-016	Audit Correspondence	Expenditure Closeout Review - Documentation Request	7/31/2020	8/14/2020	8/14/2020	Approved - Closed
Large	Santa Ana Unified	Century High	Funding	59/66670-00-009	Eligibility & Funding Responses	CTE - 4-Day Response	8/4/2020	8/14/2020	8/14/2020	Approved - Closed
Large	Manteca Unified	East Union High CTE Project	Funding	55/68593-03-001	Eligibility & Funding Responses	CTE - 15-Day Response	7/31/2020	8/14/2020	8/14/2020	Approved - Closed
Small	Firebaugh-Las Deltas Unified	Firebaugh High	Funding	59/73809-00-004	Eligibility & Funding Responses	CTE - 15-Day Response	8/5/2020	8/14/2020	8/14/2020	Approved - Closed
Medium	South Monterey County Joint Union High	King City High	Funding	57/66068-00-001	Expenditure Reports	Form SAB 50-06 - Final Expenditure Report	5/29/2020	8/14/2020	8/14/2020	Approved - Closed
Large	Central Unified	Tilley Elementary	Funding	50/73965-00-019	Eligibility & Funding Responses	Form SAB 50-04 - 15-Day Response	6/5/2020	7/6/2020	8/15/2020	Approved - Closed
Medium	Wisburn Unified	Da Vinci Science	Funding	55/78869-00-005	Eligibility & Funding Responses	CTE - 15-Day Response	8/11/2020	8/14/2020	8/17/2020	Approved - Closed
Medium	Wisburn Unified	Da Vinci Communications	Funding	55/78869-00-006	Eligibility & Funding Responses	CTE - 15-Day Response	8/11/2020	8/14/2020	8/17/2020	Approved - Closed
Medium	Wisburn Unified	Da Vinci Communications	Funding	55/78869-00-007	Eligibility & Funding Responses	CTE - 15-Day Response	8/11/2020	8/14/2020	8/17/2020	Approved - Closed
Medium	Wisburn Unified	Da Vinci Science	Funding	55/78869-00-008	Eligibility & Funding Responses	CTE - 15-Day Response	8/10/2020	8/14/2020	8/17/2020	Approved - Closed
Medium	Wisburn Unified	Da Vinci Science	Funding	55/78869-00-005	Eligibility & Funding Responses	CTE - 15-Day Response	8/14/2020	8/17/2020	8/17/2020	Approved - Closed
Medium	Wisburn Unified	Da Vinci Communications	Funding	55/78869-00-006	Eligibility & Funding Responses	CTE - 15-Day Response	8/14/2020	8/17/2020	8/17/2020	Approved - Closed
Medium	Wisburn Unified	Da Vinci Communications	Funding	55/78869-00-007	Eligibility & Funding Responses	CTE - 15-Day Response	8/14/2020	8/17/2020	8/17/2020	Approved - Closed
Medium	Wisburn Unified	Da Vinci Science	Funding	55/78869-00-008	Eligibility & Funding Responses	CTE - 15-Day Response	8/14/2020	8/17/2020	8/17/2020	Approved - Closed
Large	Los Angeles Unified	Sherman Oaks Center for Enriched Studies (SOCES)	Funding	55/64733-00-031	Eligibility & Funding Responses	CTE - 15-Day Response	8/11/2020	8/18/2020	8/17/2020	Approved - Closed
Large	Los Angeles Unified	Sherman Oaks Center for Enriched Studies (SOCES)	Funding	55/64733-00-032	Eligibility & Funding Responses	CTE - 15-Day Response	8/11/2020	8/18/2020	8/17/2020	Approved - Closed
Large	Lodi Unified	Bear Creek High CTE	Funding	55/68585-00-003	Eligibility & Funding Responses	CTE - 15-Day Response	7/15/2020	8/21/2020	8/17/2020	Approved - Closed
Large	Fremont Unified	Mission San Jose High	Funding	50/61176-00-004	Expenditure Reports	Form SAB 50-06 - Annual Expenditure Report	7/10/2020	7/27/2020	8/18/2020	Approved - Closed
Medium	Fallbrook Union Elementary	Mary Fay Pendleton Elementary	Funding	51/68114-00-003 and 51/68114-00-004	Expenditure Reports	Form SAB 50-06 - Annual Expenditure Report	6/15/2020	8/3/2020	8/18/2020	Approved - Closed
Large	Fremont Unified	Mission San Jose High	Funding	50/61176-00-004	Expenditure Reports	Form SAB 50-06 - Annual Expenditure Report	7/27/2020	8/17/2020	8/18/2020	Approved - Closed
Small	Northern Humboldt Union High	Arcata High - Fine Arts Building	Funding	59/62687-00-008	Eligibility & Funding Responses	CTE - 15-Day Response	7/14/2020	8/31/2020	8/18/2020	Approved - Closed
Small	Northern Humboldt Union High	Arcata High - Garden	Funding	59/62687-00-007	Eligibility & Funding Responses	CTE - 15-Day Response	7/14/2020	8/31/2020	8/18/2020	Approved - Closed
Small	Southern Humboldt Joint Unified	Redway Elementary	Funding	57/63040-00-002	Eligibility & Funding Responses	Form SAB 50-04 - 15-Day Response	5/26/2020	6/12/2020	8/19/2020	Approved - Closed
Small	Southern Humboldt Joint Unified	Redway Elementary	Funding	57/63040-00-002	Eligibility & Funding Responses	Form SAB 50-04 - 15-Day Response	6/12/2020	6/19/2020	8/19/2020	Approved - Closed
Small	Southern Humboldt Joint Unified	Redway Elementary	Funding	57/63040-00-002	Eligibility & Funding Responses	Form SAB 50-04 - 15-Day Response	5/26/2020	6/26/2020	8/19/2020	Approved - Closed
Large	Redondo Beach Unified	New Construction Eligibility	Eligibility		Eligibility & Funding Responses	Form SAB 50-02 - 15-Day Response	7/23/2020	7/30/2020	8/19/2020	Approved - Closed
Large	Sequoia Union High	Carlmont High	Funding	59/69062-00-002	Eligibility & Funding Responses	CTE - 15-Day Response	7/15/2020	8/5/2020	8/19/2020	Approved - Closed
Large	Sequoia Union High	Carlmont High	Funding	59/69062-00-002	Eligibility & Funding Responses	CTE - 15-Day Response	7/15/2020	8/18/2020	8/19/2020	Approved - Closed
Large	Sequoia Union High	Carlmont High	Funding	59/69062-00-002	Eligibility & Funding Responses	CTE - 15-Day Response	8/18/2020	8/20/2020	8/19/2020	Approved - Closed
Large	San Marcos Unified	La Mirada Academy K-8 (Formerly known as Alvin M. Dunn)	Funding	50-73791-00-016	Full-Day Kindergarten	FDKFGP - 15-Day Response	5/28/2020	6/29/2020	8/20/2020	Approved - Closed
Small	Shoreline Unified	Tomasia High	Eligibility		Eligibility & Funding Responses	CTE - 15-Day Response	8/5/2020	8/13/2020	8/21/2020	Approved - Closed
Medium	Lamont Elementary	Lamont Elementary	Funding	70/63560-00-001	Full-Day Kindergarten	FDKFGP May 22nd Deadline for documents	5/22/2020	8/21/2020	8/21/2020	Approved - Closed
Large	Long Beach Unified	Richard Browning High	Funding	55/64725-05-003	Eligibility & Funding Responses	CTE - 15-Day Response	8/14/2020	8/21/2020	8/21/2020	Approved - Closed
Large	Pleasanton Unified	Foothill High	Funding	55/75101-00-008	Eligibility & Funding Responses	CTE - 4-Day Response	8/21/2020	8/25/2020	8/21/2020	Approved - Closed
Medium	El Dorado Union High	Independence Continuation	Funding	57/61853-00-008	Expenditure Reports	Form SAB 50-06 - Annual Expenditure Report	6/13/2020	7/15/2020	8/24/2020	Approved - Closed
Medium	El Dorado Union High	El Dorado	Funding	57/61853-00-009	Expenditure Reports	Form SAB 50-06 - Annual Expenditure Report	6/13/2020	7/15/2020	8/24/2020	Approved - Closed
Medium	El Dorado Union High	Independence High and El Dorado High	Funding	57/61853-00-008 and 57/61853-00-009	Expenditure Reports	Form SAB 50-06 - Annual Expenditure Report	4/20/2020	8/28/2020	8/24/2020	Approved - Closed
Medium	South Monterey County Joint Union High	King City High	Funding	55/66068-00-002	Eligibility & Funding Responses	CTE - 15-Day Response	7/27/2020	8/11/2020	8/26/2020	Approved - Closed
Medium	South Monterey County Joint Union High	King City High	Funding	55/66068-00-002	Eligibility & Funding Responses	CTE - 15-Day Response	8/11/2020	8/13/2020	8/26/2020	Approved - Closed
Medium	South Monterey County Joint Union High	King City High	Funding	55/66068-00-002	Eligibility & Funding Responses	CTE - 15-Day Response	8/11/2020	8/28/2020	8/26/2020	Approved - Closed
Medium	Mendota Unified	McCabe Elementary	Funding	57/75127-00-006	Expenditure Reports	Form SAB 50-06 - Annual Expenditure Report	5/10/2020	8/31/2020	8/26/2020	Approved - Closed
Medium	Mendota Unified	Washington Elementary	Funding	57/75127-00-005	Expenditure Reports	Form SAB 50-06 - Annual Expenditure Report	5/10/2020	8/31/2020	8/26/2020	Approved - Closed
Medium	Del Norte County Unified	Joe Hamilton Elementary	Funding	58/61820-00-001	Expenditure Reports	Form SAB 50-06 - Annual Expenditure Report	7/10/2020	8/31/2020	8/26/2020	Approved - Closed
Medium	South Monterey County Joint Union High	King City High	Funding	59/66068-00-002	Fund Release	Form SAB 50-05 Submittal	9/25/2020	10/23/2020	8/26/2020	Approved - Closed
Medium	South Monterey County Joint Union High	King City High	Funding	59/66068-00-002	Eligibility & Funding Responses	CDE/DSA Approvals Submittal	10/23/2020	11/9/2020	8/26/2020	Approved - Closed
Large	Los Angeles Unified	Boyle Heights STEM Academy	Funding	55/64733-00-030	Eligibility & Funding Responses	CTE - 15-Day Response	8/24/2020	8/31/2020	8/28/2020	Approved - Closed
Large	Los Angeles Unified	Canoga Park Senior High	Funding	59/64733-00-020	Audit Correspondence	Audit Correspondence	8/26/2020	9/9/2020	8/28/2020	Approved - Closed
Large	Los Angeles Unified	Central Los Angeles Middle #1	Funding	50/64733-00-055	Audit Correspondence	Expenditure Closeout Review - Documentation Request	8/21/2020	9/4/2020	9/1/2020	Approved - Closed
Large	Fremont Unified	Lila Brinhurst Elementary	Funding	50/61176-00-011	Eligibility & Funding Responses	Form SAB 50-04 - 4-Day Response	9/18/2020	9/24/2020	9/1/2020	Approved - Closed
Medium	Mendota Unified	"New" Elementary	Funding	50/75127-00-004	Audit Correspondence	Substantial Progress Review - Documentation Request	7/1/2020	8/31/2020	9/2/2020	Approved - Closed
Small	Tehama County Department of Education	New Construction Eligibility	Eligibility		Eligibility & Funding Responses	Form SAB 50-01 - 15-Day Response	8/20/2020	9/4/2020	9/4/2020	Approved - Closed
Large	Kern High	Independence High	Funding	55/63529-00-005 and 55/63529-00-016	Audit Correspondence	Substantial Progress Review - Documentation Request	6/7/2020	9/7/2020	9/5/2020	Approved - Closed
Medium	Los Angeles County Office of Education	Paramount Elementary	Funding	50/10199-00-013	Audit Correspondence	SOPFE	8/31/2020	9/11/2020	9/8/2020	Approved - Closed
Large	Riverside County Office of Education	Jurupa Community	Funding	50/10330-98-016 & 50/10330-99-009	Audit Correspondence	Expenditure Closeout Review - Documentation Request	6/30/2020	7/31/2020	9/10/2020	Approved - Closed

School District Extension Requests  
(as of August 1, 2021)

District Size	District Name	Project/Site Name	Type of Request	Project Number	Category of Request	Description of Deliverable	Original Due Date	Requested Extension Date	Receipt Date for Requested Documents	Status
Medium	Sierra Sands Unified	Burroughs High	Funding	58/73742-00-005	Expenditure Reports	Form SAB 50-06 - Final Expenditure Report	6/26/2020	9/14/2020	9/11/2020	Approved - Closed
Medium	Hollister	Santana Ranch	Funding	50/67470-00-003	Eligibility & Funding Responses	Form SAB 50-04 - 4-Day Response	9/10/2020	9/14/2020	9/11/2020	Approved - Closed
Small	Muroc Joint Unified	Irving L. Branch Elementary	Funding	51/63685-00-002	Audit Correspondence	Substantial Progress Review - Documentation Request	7/15/2020	10/16/2020	9/15/2020	Approved - Closed
Small	Muroc Joint Unified	Bailey Elementary	Funding	51/63685-00-003	Audit Correspondence	Substantial Progress Review - Documentation Request	7/15/2020	10/16/2020	9/15/2020	Approved - Closed
Small	Muroc Joint Unified	Bailey Elementary	Funding	57/63685-00-009	Audit Correspondence	Substantial Progress Review - Documentation Request	7/15/2020	10/16/2020	9/15/2020	Approved - Closed
Large	Chico Unified	Chico High	Funding	59/61424-00-008	Eligibility & Funding Responses	Submittal of DSA and CDE Approvals for CTEFP Application	9/25/2020	12/25/2020	9/16/2020	Approved - Closed
Large	Central Unified	Hahn Phan Tilley	Funding	50/79365-00-019	Eligibility & Funding Responses	Form SAB 50-04 - 4-Day Response	8/14/2020	9/1/2020	9/22/2020	Approved - Closed
Large	Oakland Unified	Met West High	Funding	50/61259-50-001	Audit Correspondence	Audit Correspondence	9/3/2020	9/23/2020	9/23/2020	Approved - Closed
Large	Milpitas Unified	Mabel Mattos Elementary	Funding	50/73387-00-001	Eligibility & Funding Responses	Form SAB 50-04 - 4-Day Response	9/22/2020	9/25/2020	9/24/2020	Approved - Closed
Large	Riverside County Office of Education	Jurupa Community	Funding	50/10330-98-016; 50/10330-99-009	Audit Correspondence	Audit Correspondence	9/17/2020	9/30/2020	9/28/2020	Approved - Closed
Medium	Kings Canyon Joint Unified	Dunlap Elementary	Funding	57/62265-00-024	Expenditure Reports	Form SAB 50-06 - Final Expenditure Report	6/10/2020	8/31/2020	9/29/2020	Approved - Closed
Medium	Kings Canyon Joint Unified	Orange Cove High	Funding	50/62265-00-009	Expenditure Reports	Form SAB 50-06 - Final Expenditure Report	6/14/2020	8/31/2020	9/29/2020	Approved - Closed
Medium	Kings Canyon Joint Unified	Alta Elementary	Funding	50/62265-00-010	Expenditure Reports	Form SAB 50-06 - Final Expenditure Report	6/14/2020	8/31/2020	9/29/2020	Approved - Closed
Medium	Kings Canyon Joint Unified	Orange Cove High	Funding	50/62265-00-008	Expenditure Reports	Form SAB 50-06 - Annual Expenditure Report	7/10/2020	8/31/2020	9/29/2020	Approved - Closed
Large	Los Angeles Unified	South Region Elementary #10	Funding	53/64733-00-555	Audit Correspondence	Expenditure Closeout Review - Documentation Request	9/17/2020	9/25/2020	9/29/2020	Approved - Closed
Medium	Kings Canyon Joint Unified	Dunlap Elementary	Funding	57/62265-00-024	Expenditure Reports	Form SAB 50-06 - Final Expenditure Report	6/10/2020	10/16/2020	9/29/2020	Approved - Closed
Medium	Kings Canyon Joint Unified	Alta Elementary	Funding	50/62265-00-010	Expenditure Reports	Form SAB 50-06 - Final Expenditure Report	6/14/2020	10/16/2020	9/29/2020	Approved - Closed
Medium	Kings Canyon Joint Unified	Orange Cove High	Funding	50/62265-00-009	Expenditure Reports	Form SAB 50-06 - Annual Expenditure Report	6/14/2020	10/16/2020	9/29/2020	Approved - Closed
Medium	Kings Canyon Joint Unified	Orange Cove High	Funding	50/62265-00-008	Expenditure Reports	Form SAB 50-06 - Annual Expenditure Report	7/10/2020	10/16/2020	9/29/2020	Approved - Closed
Small	Sausalito Marin City	Bayside Martin Luther King Jr Academy	Funding	58/65474-00-001	Expenditure Reports	Audit Correspondence	8/13/2020	9/30/2020	10/1/2020	Approved - Closed
Large	Santa Ana Unified	Magnolia Science Academy - Santa Ana (formerly known as, Pacific Technology)	Funding	54/66670-00-003	Expenditure Reports	Form SAB 50-06 - Final Expenditure Report	8/21/2020	9/25/2020	10/5/2020	Approved - Closed
Large	Chaffey Joint Union High	Chaffey High	Funding	57/67652-00-006	Eligibility & Funding Responses	Form SAB 50-04 - 15-Day Response	10/1/2020	10/30/2020	10/6/2020	Approved - Closed
Large	Acton-Agua Dulce Unified	Vasquez High	Funding	75309-00-001	Expenditure Reports	Form SAB 50-06 - Final Expenditure Report	5/29/2020	5/28/2021	10/7/2020	Approved - Closed
Large	Riverside Unified	Ramona High	Funding	58/67215-00-001	Expenditure Reports	Form SAB 50-06 - Annual Expenditure Report	6/2/2020	8/31/2020	10/12/2020	Approved - Closed
Small	Saint Helena Unified	St. Helena High	Funding	58/66290-00-001	Eligibility & Funding Responses	Form SAB 50-04 - 15-Day Response	10/5/2020	10/12/2020	10/12/2020	Approved - Closed
Large	Western Placer Unified	New High #2/Twelve Bridges High CTE	Funding	55/66951-00-001	Expenditure Reports	Form SAB 50-06 - Annual Expenditure Report	9/25/2020	10/16/2020	10/14/2020	Approved - Closed
Small	Gerber Union Elementary	Gerber Elementary	Funding	57/71548-00-002	Eligibility & Funding Responses	Financial Hardship Review - Documentation Request	6/15/2020	7/10/2020	10/15/2020	Approved - Closed
Medium	Snowline Joint Unified	New K-12	Funding	50/73957-00-016	Eligibility & Funding Responses	Financial Hardship Review - Documentation Request	6/15/2020	9/1/2020	10/15/2020	Approved - Closed
Medium	Snowline Joint Unified	New K-12	Funding	50/73957-00-017	Eligibility & Funding Responses	Financial Hardship Review - Documentation Request	6/15/2020	9/1/2020	10/15/2020	Approved - Closed
Medium	Snowline Joint Unified	New K-12	Funding	50/73957-00-018	Eligibility & Funding Responses	Financial Hardship Review - Documentation Request	6/15/2020	9/1/2020	10/15/2020	Approved - Closed
Large	Napa Valley Unified	Napa Junction Elementary	Funding	51/66266-00-002	Eligibility & Funding Responses	Form SAB 50-04 - 15-Day Response	10/5/2020	10/19/2020	10/19/2020	Approved - Closed
Small	Gustine Unified	Gustine Elementary and Gustine Middle	Funding	58/73619-00-001 and 58/73619-00-002	Eligibility & Funding Responses	Form SAB 50-04 - 15-Day Response	10/9/2020	10/19/2020	10/19/2020	Approved - Closed
Medium	South Monterey County Joint Union	King City High	Funding	57/66068-00-001	Audit Correspondence	Audit Correspondence	5/29/2020	9/11/2020	10/23/2020	Approved - Closed
Large	Los Angeles Unified	Miller Elementary	Funding	57/64733-00-607	Eligibility & Funding Responses	Form SAB 50-04 - 4-Day Response	10/22/2020	10/29/2020	10/23/2020	Approved - Closed
Small	Golden Plains Unified	Tranquillity High	Funding	59/75234-00-002	Eligibility & Funding Responses	DSA/CDE Approvals for CTE ROF Project	9/24/2020	12/31/2020	10/23/2020	Approved - Closed
Large	Oxnard Union High	Oxnard High - Mechatronics Lab	Funding	59/72546-00-008	Eligibility & Funding Responses	CTE Funding Request	9/25/2020	10/25/2020	10/24/2020	Approved - Closed
Large	Santa Ana Unified	Pacific Technology	Funding	54/66670-00-003	Expenditure Reports	Form SAB 50-06 - Final Expenditure Report	9/25/2020	10/23/2020	10/27/2020	Approved - Closed
Large	Los Angeles Unified	Marvin Elementary	Funding	57/64733-00-608	Eligibility & Funding Responses	Form SAB 50-04 - 15-Day Response	10/21/2020	10/28/2020	10/28/2020	Approved - Closed
Large	San Ramon Valley Unified	Monte Vista High	Funding	50/61804-02-007	Audit Correspondence	Substantial Progress Review - Documentation Request	10/23/2020	10/28/2020	10/28/2020	Approved - Closed
Large	San Ramon Valley Unified	Dougherty Valley High	Funding	50/61804-02-009	Substantial Progress	Substantial Progress Checklist	10/23/2020	10/28/2020	10/28/2020	Approved - Closed
Large	San Ramon Valley Unified	Gale Ranch Middle	Funding	50/61804-02-008	Substantial Progress	Substantial Progress Checklist	10/23/2020	10/28/2020	10/28/2020	Approved - Closed
Small	Old Adobe Union	Old Adobe Elementary	Funding	54/70847-00-005	Audit Correspondence	Substantial Progress Review - Documentation Request	9/30/2020	10/30/2020	10/28/2020	Approved - Closed
Medium	Lindsay Unified	Lincoln Elementary	Funding	70/71993-00-006	Full-Day Kindergarten	FDKFGP Submittal Deadline	10/23/2020	11/30/2020	10/28/2020	Approved - Closed
Large	Los Angeles Unified	Perez (Alphonso B.) Special Ed Center	Funding	57/64733-00-606	Eligibility & Funding Responses	Form SAB 50-04 - 4-Day Response	10/22/2020	10/29/2020	10/29/2020	Approved - Closed
Small	Liberty Elementary	Liberty Elementary	Funding	50/71985-00-002	Expenditure Reports	Form SAB 50-06 - Annual Expenditure Report	7/11/2020	9/11/2020	10/30/2020	Approved - Closed
Large	Santa Ana Unified	Pacific Technology	Funding	54/66670-00-003	Expenditure Reports	Form SAB 50-06 - Final Expenditure Report	10/23/2020	11/6/2020	11/5/2020	Approved - Closed
Large	San Diego Unified	Magnolia Science Academy	Funding	54/68538-02-002	Audit Correspondence	Audit Correspondence	7/10/2020	7/31/2020	11/7/2020	Approved - Closed
Large	Riverside County Office of Education	Jurupa Community	Funding	50/10330-98-016 & 50/10330-99-009	Audit Correspondence	Expenditure Closeout Review - Documentation Request	9/30/2020	10/31/2020	11/9/2020	Approved - Closed
Medium	San Lorenzo Valley Unified	San Lorenzo Valley High	Funding	55-69807-00-002	Eligibility & Funding Responses	CDE and DSA Plan Approval Letters	9/24/2020	3/24/2021	11/9/2020	Approved - Closed
Medium	San Lorenzo Valley Unified	San Lorenzo Valley High	Funding	55-69807-00-003	Eligibility & Funding Responses	CDE and DSA Plan Approval Letters	9/24/2020	3/24/2021	11/9/2020	Approved - Closed
Large	Santa Ana Unified	Pacific Technology	Funding	54/66670-00-003	Expenditure Reports	Form SAB 50-06 - Final Expenditure Report	8/21/2020	9/7/2020	11/13/2020	Approved - Closed
Small	Guadalupe Union Elementary	New Middle	Funding	50/69203-00-001	Eligibility & Funding Responses	Financial Hardship Review - Documentation Request	10/17/2020	11/30/2020	11/17/2020	Approved - Closed
Small	Gerber Union Elementary	Gerber Elementary	Eligibility		Eligibility & Funding Responses	Financial Hardship Review - Documentation Request	10/17/2020	11/20/2020	11/18/2020	Approved - Closed
Medium	Southern Kern Unified	Hamilton/Rosamond Elementary	Eligibility		Eligibility & Funding Responses	Financial Hardship Review - Documentation Request	10/17/2020	11/20/2020	11/19/2020	Approved - Closed
Medium	Patterson Joint Unified	Patterson High	Funding	50/71217-00-009	Audit Correspondence	Substantial Progress Review - Documentation Request	10/23/2020	11/6/2020	11/20/2020	Approved - Closed

School District Extension Requests  
(as of August 1, 2021)

District Size	District Name	Project/Site Name	Type of Request	Project Number	Category of Request	Description of Deliverable	Original Due Date	Requested Extension Date	Receipt Date for Requested Documents	Status
Medium	Patterson Joint Unified	Patterson High	Funding	50/71217-00-009	Audit Correspondence	Substantial Progress Review - Documentation Request	11/6/2020	11/20/2020	11/20/2020	Approved - Closed
Medium	Romoland Elementary	Romoland Elementary	Funding	57/67231-00-002	Eligibility & Funding Responses	Form SAB 50-04 - 15-Day Response	11/13/2020	11/23/2020	11/23/2020	Approved - Closed
Small	Liberty Elementary	Liberty Elementary District	Funding	50/71985-00-002	Expenditure Reports	Form SAB 50-06 - Final Expenditure Report	10/23/2020	11/30/2020	12/1/2020	Approved - Closed
Large	Riverside County Office of Education	Jurupa Community	Funding	50/10330-98-016 & 50/10330-99-009	Audit Correspondence	Audit Correspondence	10/30/2020	11/30/2020	12/1/2020	Approved - Closed
Large	San Diego Unified	Kearny High - CTE	Funding	59/68338-00-015	Eligibility & Funding Responses	Submission of CDE/DSEA approval letters	9/24/2020	1/25/2021	12/2/2020	Approved - Closed
Medium	Union High	Leuzinger High	Funding	55/64352-00-005	Expenditure Reports	Form SAB 50-06 - Annual Expenditure Report	11/12/2020	1/29/2021	12/2/2020	Approved - Closed
Small	Hope Elementary	Hope Elementary	Funding	70/71944-00-001	Full-Day Kindergarten	FDKFGP - 4-Day Response	10/23/2020	4/23/2021	12/3/2020	Approved - Closed
Large	Visalia Unified	Mineral King Elementary	Funding	57/72256-00-022	Eligibility & Funding Responses	Form SAB 50-03 - 15-Day Response	10/28/2020	12/3/2020	12/4/2020	Approved - Closed
Small	Millville Elementary	Millville Elementary	Funding	57/70052-00-003	Eligibility & Funding Responses	Form SAB 50-04 - 15-Day Response	11/23/2020	12/7/2020	12/7/2020	Approved - Closed
Small	Millville Elementary	Millville Elementary	Funding	50/70052-00-002	Eligibility & Funding Responses	Form SAB 50-04 - 15-Day Response	11/20/2020	12/7/2020	12/7/2020	Approved - Closed
Large	Sanger Unified	Lincoln Elementary	Funding	57/62414-00-014	Expenditure Reports	Form SAB 50-06 - Annual Expenditure Report	10/25/2020	12/15/2020	12/10/2020	Approved - Closed
Small	Plumas Unified	Quincy Elementary	Funding	58/69969-00-003	Eligibility & Funding Responses	Form SAB 50-04 - 4-Day Response	12/7/2020	12/14/2020	12/14/2020	Approved - Closed
Large	Clovis Unified	Clovis East High CTE	Funding	55/62117-00-014	Eligibility & Funding Responses	RESERVATION OF FUNDS	9/25/2020	12/31/2020	12/15/2020	Approved - Closed
Large	Clovis Unified	Buchanan High CTE	Funding	55/62117-00-013	Eligibility & Funding Responses	RESERVATION OF FUNDS	9/25/2020	1/8/2021	12/15/2020	Approved - Closed
Medium	Wasco Union Elementary	Teresa Burke Elementary	Funding	50/63842-00-004	Eligibility & Funding Responses	Form SAB 50-04 - 15-Day Response	11/21/2020	12/16/2020	12/16/2020	Approved - Closed
Small	Ducor Union Elementary	Ducor Elementary	Funding	70/71894-00-001	Full-Day Kindergarten	FDKFGP October 23rd Deadline	10/23/2020	1/15/2021	12/16/2020	Approved - Closed
Medium	Lamont Elementary	Alicante Elementary	Funding	70/63560-00-003	Full-Day Kindergarten	FDKFGP October 23 Deadline	10/23/2020	1/15/2021	12/17/2020	Approved - Closed
Small	Plaza Elementary	Plaza Elementary	Eligibility	50/62638-00-002	Expenditure Reports	Form SAB 50-06 - Annual Expenditure Report	10/16/2020	12/18/2020	12/18/2020	Approved - Closed
Small	Plaza Elementary	Plaza Elementary	Eligibility	57/62638-00-001	Expenditure Reports	Form SAB 50-06 - Annual Expenditure Report	11/18/2020	12/18/2020	12/18/2020	Approved - Closed
Large	Los Angeles Unified	El Sereno Middle	Funding	57/64733-34-016	Eligibility & Funding Responses	Resolution of building removals for two ORG applications	12/8/2020	12/24/2020	12/18/2020	Approved - Closed
Medium	Greenfield Union	Planz Elementary	Funding	70/63503-00-001	Full-Day Kindergarten	SAB 70-02 and contracts	10/23/2020	12/31/2020	12/18/2020	Approved - Closed
Large	Anaheim Union High	Oxford Academy CTE	Funding	59/66431-05-001	Expenditure Reports	Form SAB 50-06 - Annual Expenditure Report	5/31/2020	12/31/2020	12/18/2020	Approved - Closed
Large	Los Angeles Unified	Central Region Elementary #15	Funding	50/64733-00-143 and 53/64733-00-085	Audit Correspondence	Audit Correspondence	12/8/2020	12/22/2020	12/21/2020	Approved - Closed
Medium	Hollister	Sunnyslope	Funding	50/67470-00-004	Eligibility & Funding Responses	Form SAB 50-04 - 4-Day Response	12/21/2020	12/31/2020	12/21/2020	Approved - Closed
Large	Twin Rivers Unified	Westside Elementary	Funding		Eligibility & Funding Responses	Form SAB 50-04 - 15-Day Response	12/22/2020	12/30/2020	12/30/2020	Approved - Closed
Medium	Sierra Sands Unified	Burroughs High	Funding	58/73742-00-005	Expenditure Reports	Form SAB 50-06 - Final Expenditure Report	9/14/2020	12/31/2020	12/30/2020	Approved - Closed
Small	Santa Ynez Valley Union High	Santa Ynez Valley High	Funding	57/69328-00-001	Eligibility & Funding Responses	Form SAB 50-04 - 4-Day Response	12/15/2020	12/31/2020	12/30/2020	Approved - Closed
Large	Menifee Union Elementary	Taawila Elementary	Funding	50/67116-00-015	Eligibility & Funding Responses	Form SAB 50-04 - 15-Day Response	12/16/2020	1/4/2021	1/4/2021	Approved - Closed
Large	San Ramon Valley Unified	Stone Valley	Funding	57/61804-00-032	Eligibility & Funding Responses	Form SAB 50-04 - 15-Day Response	12/30/2020	1/5/2021	1/5/2021	Approved - Closed
Small	Monson-Sultana Joint Union Elementary	Monson-Sultana Elementary	Funding	57/72009-00-002 and 50/72009-00-002	Eligibility & Funding Responses	Form SAB 50-04 - 15-Day Response	12/28/2020	1/8/2021	1/6/2021	Approved - Closed
Large	Tracy Joint Unified Sulphur Springs	Millennium Charter	Funding	54/75499-00-003 and 54/75499-00-004	Expenditure Reports	Form SAB 50-06 - Annual Expenditure Report	12/24/2020	1/7/2021	1/7/2021	Approved - Closed
Medium	Union	Valley View Elementary	Funding	50/65045-00-010	Expenditure Reports	Form SAB 50-06 - Annual Expenditure Report	10/31/2020	1/8/2021	1/7/2021	Approved - Closed
Large	Oxnard	Fremont Intermediate	Funding	57/72538-00-026	Expenditure Reports	Form SAB 50-06 - Annual Expenditure Report	10/24/2020	1/8/2021	1/8/2021	Approved - Closed
Large	Oxnard	Harrington Elementary	Funding	50/72538-00-011	Expenditure Reports	Form SAB 50-06 - Annual Expenditure Report	10/23/2020	1/8/2021	1/8/2021	Approved - Closed
Medium	Ripon Unified	Weston Elementary	Funding	50/68650-00-006 and 57/68650-00-003	Expenditure Reports	Form SAB 50-06 - Annual Expenditure Report	10/23/2020	1/8/2021	1/8/2021	Approved - Closed
Small	Plumas Unified	Quincy Elementary	Funding	58/69969-00-003	Eligibility & Funding Responses	Form SAB 50-04 - 4-Day Response	12/14/2020	1/8/2021	1/8/2021	Approved - Closed
Small	Clay Joint Elementary	Clay Elementary	Funding		Eligibility & Funding Responses	Financial Hardship Review - Documentation Request	12/20/2020	1/8/2021	1/8/2021	Approved - Closed
Large	Escondido Union	Central Elementary	Funding	50/68098-00-009	Eligibility & Funding Responses	Form SAB 50-04 - 15-Day Response	12/28/2020	1/8/2021	1/8/2021	Approved - Closed
Small	Clay Joint Elementary	Clay Elementary	Funding		Eligibility & Funding Responses	Financial Hardship Review - Documentation Request	1/4/2021	1/8/2021	1/8/2021	Approved - Closed
Small	Santa Ynez Valley Union High	Santa Ynez Valley High	Funding	57/69328-00-001	Eligibility & Funding Responses	Form SAB 50-04 - 4-Day Response	12/15/2020	1/8/2021	1/11/2021	Approved - Closed
Small	Union High	Santa Ynez Valley High	Funding	57/69328-00-001	Eligibility & Funding Responses	Form SAB 50-04 - 4-Day Response	12/15/2020	1/15/2021	1/11/2021	Approved - Closed
Small	Planada Elementary	Planada Elementary	Funding	70/65821-00-001	Full-Day Kindergarten	FDKFGP October 23rd Deadline	10/23/2020	1/15/2021	1/12/2021	Approved - Closed
Medium	Delano Union Elementary	Fremont Elementary	Funding	70/63404-00-005	Full-Day Kindergarten	FDKFGP 45 Day Reminder Letter	1/15/2021	2/15/2021	1/12/2021	Approved - Closed
Medium	Delano Union Elementary	Fremont Elementary	Funding	70/63404-00-005	Full-Day Kindergarten	FDKFGP October 23 Deadline	10/23/2020	1/15/2021	1/13/2021	Approved - Closed
Large	Los Angeles Unified	Robert Frost Middle	Funding	57/64733-00-632	Eligibility & Funding Responses	Form SAB 50-04 - 24-Hour Response	1/13/2021	1/15/2021	1/13/2021	Approved - Closed
Small	Planada Elementary	Planada Elementary	Funding	70/65821-00-001	Full-Day Kindergarten	FDKFGP 45 Day Reminder Letter	1/15/2021	2/15/2021	1/13/2021	Approved - Closed
Small	McCabe Union Elementary	McCabe Elementary	Funding	70/63180-00-001	Full-Day Kindergarten	FDKFGP October 23rd Deadline	10/23/2020	1/15/2021	1/15/2021	Approved - Closed
Small	Wilsona Elementary	Vista San Gabriel Elementary	Funding	70/65151-00-001	Full-Day Kindergarten	FDKFGP October 23rd Deadline	10/23/2020	1/15/2021	1/15/2021	Approved - Closed
Medium	Reef-Sunset Unified	Avenal Elementary	Funding	70/73932-00-001	Full-Day Kindergarten	FDKFGP October 23rd Deadline	10/23/2020	1/15/2021	1/15/2021	Approved - Closed
Small	Needles Unified	Vista Colorado Elementary	Funding	70/67801-00-002	Full-Day Kindergarten	FDKFGP October 23rd Deadline	10/23/2020	1/15/2021	1/15/2021	Approved - Closed
Large	San Ramon Valley Unified	Stone Valley Middle	Funding	50/61804-00-042	Eligibility & Funding Responses	Form SAB 50-04 - 15-Day Response	1/4/2021	1/15/2021	1/15/2021	Approved - Closed
Medium	Rio Elementary	Rio Steam Elementary	Funding	50/72561-00-015	Eligibility & Funding Responses	Form SAB 50-04 - 15-Day Response	12/30/2020	1/15/2021	1/15/2021	Approved - Closed
Large	San Diego Unified	Magnolia Science Academy	Funding	54/68338-02-002	Audit Correspondence	Audit Correspondence	11/16/2020	12/28/2020	1/16/2021	Approved - Closed
Large	Escondido Union	Central Elementary	Funding	50/68098-00-009	Eligibility & Funding Responses	Form SAB 50-04 - 15-Day Response	12/28/2020	1/18/2021	1/18/2021	Approved - Closed
Large	Los Angeles Unified	Alliance Morgan McKinzie High	Funding	54/64733-00-047	Audit Correspondence	Audit Correspondence	7/1/2020	9/30/2020	1/25/2021	Approved - Closed
Medium	Cypress Elementary	Margaret Landell Elementary	Funding	57/66480-00-006	Eligibility & Funding Responses	15 Day Letter for SAB 50-03, 50-04	1/13/2021	1/25/2021	1/25/2021	Approved - Closed
Large	Dublin Unified	J.M. Amador Elementary	Funding	50/75093-00-010	Expenditure Reports	Form SAB 50-06 - Annual Expenditure Report	1/19/2021	1/19/2021	1/29/2021	Approved - Closed
Medium	Southern Kern Unified	Hamilton Elementary	Funding	50/63776-00-002	Eligibility & Funding Responses	Form SAB 50-04 - 15-Day Response	12/24/2020	2/1/2021	1/29/2021	Approved - Closed
Medium	Southern Kern Unified	Hamilton Elementary	Eligibility	50/63776-00-000	Eligibility & Funding Responses	Form SAB 50-01 - 15-Day Response	12/21/2020	2/1/2021	2/1/2021	Approved - Closed
Large	Los Angeles Unified	Locke Senior High	Funding	57/64733-00-656	Eligibility & Funding Responses	Form SAB 50-04 - 15-Day Response	1/27/2021	2/3/2021	2/3/2021	Approved - Closed



School District Extension Requests  
(as of August 1, 2021)

District Size	District Name	Project/Site Name	Type of Request	Project Number	Category of Request	Description of Deliverable	Original Due Date	Requested Extension Date	Receipt Date for Requested Documents	Status
Large	San Francisco Unified	Burton High	Funding	57/68478-26-005	Expenditure Reports	Form SAB 50-06 - Final Expenditure Report	10/31/2020	1/8/2021	2/4/2021	Approved - Closed
Large	San Francisco Unified	Paul Revere Elementary	Funding	57/68478-00-057	Expenditure Reports	Form SAB 50-06 - Final Expenditure Report	10/31/2020	1/8/2021	2/4/2021	Approved - Closed
Large	San Francisco Unified	Daniel Webster Elementary	Funding	57/68478-00-056	Expenditure Reports	Form SAB 50-06 - Final Expenditure Report	10/31/2020	1/8/2021	2/4/2021	Approved - Closed
Large	San Francisco Unified	Longfellow Elementary	Funding	57/68478-00-055	Expenditure Reports	Form SAB 50-06 - Final Expenditure Report	10/31/2020	1/8/2021	2/4/2021	Approved - Closed
Large	San Francisco Unified	McKinley Elementary	Funding	57/68478-00-054	Expenditure Reports	Form SAB 50-06 - Final Expenditure Report	10/31/2020	1/8/2021	2/4/2021	Approved - Closed
Large	San Francisco Unified	James Lick Middle	Funding	57/68478-00-051	Expenditure Reports	Form SAB 50-06 - Final Expenditure Report	10/31/2020	1/8/2021	2/4/2021	Approved - Closed
Small	Gerber Union Elementary	Gerber Elementary	Funding	57/71548-00-002	Eligibility & Funding Responses	Form SAB 50-04 - 15-Day Response	1/27/2021	2/5/2021	2/4/2021	Approved - Closed
Large	San Francisco Unified	Burton High	Funding	57/68478-26-005	Expenditure Reports	Form SAB 50-06 - Final Expenditure Report	10/31/2020	2/10/2021	2/4/2021	Approved - Closed
Large	San Francisco Unified	Paul Revere Elementary	Funding	57/68478-00-057	Expenditure Reports	Form SAB 50-06 - Final Expenditure Report	10/31/2020	2/10/2021	2/4/2021	Approved - Closed
Large	San Francisco Unified	Daniel Webster Elementary	Funding	57/68478-00-056	Expenditure Reports	Form SAB 50-06 - Final Expenditure Report	10/31/2020	2/10/2021	2/4/2021	Approved - Closed
Large	San Francisco Unified	Longfellow Elementary	Funding	57/68478-00-055	Expenditure Reports	Form SAB 50-06 - Final Expenditure Report	10/31/2020	2/10/2021	2/4/2021	Approved - Closed
Large	San Francisco Unified	McKinley Elementary	Funding	57/68478-00-054	Expenditure Reports	Form SAB 50-06 - Final Expenditure Report	10/31/2020	2/10/2021	2/4/2021	Approved - Closed
Large	San Francisco Unified	James Lick Middle	Funding	57/68478-00-051	Expenditure Reports	Form SAB 50-06 - Final Expenditure Report	10/31/2020	2/10/2021	2/4/2021	Approved - Closed
Small	Kentfield Elementary	Kent Middle School	Funding	57/65334-00-003	Eligibility & Funding Responses	Form SAB 50-04 - 15-Day Response	2/3/2021	2/5/2021	2/5/2021	Approved - Closed
Small	Carpinteria Unified	Canalino	Funding	50/69146-00-003	Eligibility & Funding Responses	Form SAB 50-04 - 15-Day Response	1/29/2021	2/12/2021	2/6/2021	Approved - Closed
Small	Carpinteria Unified	Carpinteria Family	Funding	50/69146-00-002	Eligibility & Funding Responses	Form SAB 50-04 - 15-Day Response	1/29/2021	2/12/2021	2/6/2021	Approved - Closed
Large	San Francisco Unified	Ruth Asawa (SOTA) High	Funding	57/68478-00-053	Expenditure Reports	Form SAB 50-06 - Final Expenditure Report	10/31/2020	1/8/2021	2/8/2021	Approved - Closed
Large	San Francisco Unified	Academy of Arts High	Funding	57/68478-00-052	Expenditure Reports	Form SAB 50-06 - Final Expenditure Report	10/31/2020	1/8/2021	2/8/2021	Approved - Closed
Medium	South San Francisco Unified	Monte Verde Elementary	Funding	57/69070-00-016	Eligibility & Funding Responses	Form SAB 50-04 - 15-Day Response	1/26/2021	2/9/2021	2/8/2021	Approved - Closed
Large	San Francisco Unified	Asawa School of the Arts High	Funding	57/68478-00-053	Expenditure Reports	Form SAB 50-06 - Final Expenditure Report	10/31/2020	2/10/2021	2/8/2021	Approved - Closed
Large	San Francisco Unified	Academy of Arts and Sciences High	Funding	57/68478-00-052	Expenditure Reports	Form SAB 50-06 - Final Expenditure Report	10/31/2020	2/10/2021	2/8/2021	Approved - Closed
Medium	Delano Union Elementary	Albany Park Elementary	Funding	57/63404-00-004	Eligibility & Funding Responses	Form SAB 50-03 - 15-Day Response	1/22/2021	2/12/2021	2/9/2021	Approved - Closed
Medium	Delano Union Elementary	Nueva Vista Elementary	Funding	57/63404-00-005	Eligibility & Funding Responses	Form SAB 50-03 - 15-Day Response	1/22/2021	2/12/2021	2/9/2021	Approved - Closed
Small	McCabe Union Elementary	McCabe Elementary	Funding	70/63180-00-001	Full-Day Kindergarten	FDKFGP 45 Day Reminder Letter	1/15/2021	2/26/2021	2/11/2021	Approved - Closed
Large	Los Angeles Unified	Cleveland (Grover) High School	Funding	57/64733-41-007	Eligibility & Funding Responses	Form SAB 50-04 - 15-Day Response	2/2/2021	2/12/2021	2/12/2021	Approved - Closed
Large	Los Angeles Unified	Eagle Rock High School	Funding	57/64733-00-657	Eligibility & Funding Responses	Form SAB 50-04 - 15-Day Response	2/3/2021	2/12/2021	2/12/2021	Approved - Closed
Medium	Southern Kern Unified	Rosamond Elementary	Funding	70/63776-00-003	Fund Release	Fund Release Authorization (Form SAB 70-02)	10/23/2020	2/15/2021	2/15/2021	Approved - Closed
Large	Los Angeles Unified	Ulysses S. Grant Senior High	Funding	57/64733-00-651	Eligibility & Funding Responses	Form SAB 50-04 - 15-Day Response	1/29/2021	2/10/2021	2/17/2021	Approved - Closed
Large	San Jacinto Unified	New Middle School	Eligibility		Eligibility & Funding Responses	SAB 50-04 & 50-01 90 Day letter	2/1/2021	2/15/2021	2/17/2021	Approved - Closed
Large	Los Angeles Unified	Gault Elementary	Funding	57/64733-37-007	Eligibility & Funding Responses	Form SAB 50-04 - 15-Day Response	2/8/2021	2/17/2021	2/17/2021	Approved - Closed
Medium	Banning Unified	Banning High CTE	Funding	55/66985-00-002	Expenditure Reports	Form SAB 50-06 - Annual Expenditure Report	10/18/2020	2/18/2021	2/17/2021	Approved - Closed
Small	Golden Plains Unified	Liberty High	Funding	55/75580-00-001	Expenditure Reports	Form SAB 50-06 - Annual Expenditure Report	12/16/2020	2/12/2021	2/18/2021	Approved - Closed
Small	Golden Plains Unified	Liberty High	Funding	55/75580-00-002	Expenditure Reports	Form SAB 50-06 - Annual Expenditure Report	12/16/2020	2/12/2021	2/18/2021	Approved - Closed
Small	Golden Plains Unified	Liberty High	Funding	55/75580-00-004	Expenditure Reports	Form SAB 50-06 - Annual Expenditure Report	11/25/2020	2/12/2021	2/18/2021	Approved - Closed
Small	Golden Plains Unified	Liberty High	Funding	55/75580-00-005	Expenditure Reports	Form SAB 50-06 - Annual Expenditure Report	11/25/2020	2/12/2021	2/18/2021	Approved - Closed
Medium	San Marino Unified	Huntington Middle	Funding	57/64964-00-008	Eligibility & Funding Responses	Form SAB 50-04 - 4-Day Response	2/17/2021	2/24/2021	2/19/2021	Approved - Closed
Medium	Tulare City Unified	Alpine Vista Elementary	Funding	50/72231-00-005	Eligibility & Funding Responses	Form SAB 50-01 - 15-Day Response	2/8/2021	2/22/2021	2/22/2021	Approved - Closed
Large	Los Angeles Unified	Central Los Angeles Middle	Funding	50/64733-00-055	Audit Correspondence	Audit Correspondence	2/15/2021	2/26/2021	2/23/2021	Approved - Closed
Large	Corona-Norco Unified	John Adams Elementary	Funding	50/67033-04-001	Eligibility & Funding Responses	Form SAB 50-04 - 15-Day Response	2/5/2021	3/5/2021	2/23/2021	Approved - Closed
Large	Chico Unified	Chico High	Funding	59/61424-00-008 50/73957-00-016 through 50/73957-00-018	Eligibility & Funding Responses	Submission of DSA and CDE Approvals for CTEFP Application	12/25/2020	3/25/2021	2/24/2021	Approved - Closed
Medium	Snowline Joint Unified	New Construction K-12	Funding	55/63529-00-005 through 16	Eligibility & Funding Responses	50-01 Submission for 90-day Notice	2/1/2021	3/1/2021	2/25/2021	Approved - Closed
Large	Kern High	55/63529-00-005 through -016	Funding	55/63529-00-005 through 16	Expenditure Reports	Form SAB 50-06 - Annual Expenditure Report	12/7/2020	3/8/2021	2/25/2021	Approved - Closed
Large	Moreno Valley Unified	Moreno Valley High	Funding	55/67124-00-001	Expenditure Reports	Form SAB 50-06 - Annual Expenditure Report	1/8/2021	2/26/2021	2/26/2021	Approved - Closed
Large	Escondido Union	Mission Middle	Funding	58/68098-00-001	Expenditure Reports	Form SAB 50-06 - Annual Expenditure Report	1/15/2021	2/26/2021	2/26/2021	Approved - Closed
Medium	Centinela Valley Union High	Lawndale High CTE	Funding	55/64352-00-005	Expenditure Reports	Form SAB 50-06 - Annual Expenditure Report	1/29/2021	3/19/2021	3/1/2021	Approved - Closed
Small	Carpinteria Unified	Carpinteria Family	Funding	50/69146-00-002	Eligibility & Funding Responses	Form SAB 50-04 - 4-Day Response	3/4/2021	3/5/2021	3/2/2021	Approved - Closed
Small	Carpinteria Unified	Camalino Elementary	Funding	50/69146-00-003	Eligibility & Funding Responses	Form SAB 50-04 - 4-Day Response	3/4/2021	3/5/2021	3/2/2021	Approved - Closed
Large	San Juan Unified	Casa Roble High - Patient Care CTE	Funding	59/67447-00-003	Expenditure Reports	Form SAB 50-06 - Annual Expenditure Report	2/5/2021	3/5/2021	3/4/2021	Approved - Closed
Large	Los Angeles Unified	Central Region Elementary	Funding	53/64733-00-408	Audit Correspondence	Audit Correspondence	2/26/2021	3/12/2021	3/4/2021	Approved - Closed
Large	Los Angeles Unified	McKinley Elementary	Funding	57/64733-00-660	Eligibility & Funding Responses	Form SAB 50-04 - 15-Day Response	2/8/2021	2/26/2021	3/5/2021	Approved - Closed
Large	Los Angeles Unified	Robert F. Kennedy Elementary	Funding	57/64733-00-649	Eligibility & Funding Responses	Form SAB 50-04 - 4-Day Response	2/19/2021	3/5/2021	3/9/2021	Approved - Closed
Medium	Southern Kern Unified	Hamilton/Rosamond Elementary	Funding	50/63776-00-002	Eligibility & Funding Responses	Form SAB 50-04 - 15-Day Response	2/1/2021	3/12/2021	3/12/2021	Approved - Closed
Large	Los Banos Unified	Crekside Junior High	Funding	50/65755-00-009	Expenditure Reports	Form SAB 50-06 - Annual Expenditure Report	1/21/2021	3/12/2021	3/12/2021	Approved - Closed
Large	San Diego Unified	Magnolia Science Academy	Funding	54/68338-02-002	Expenditure Reports	Form SAB 50-06 - Final Expenditure Report	12/28/2020	2/19/2021	3/17/2021	Approved - Closed
Medium	Reef-Sunset Unified	Avenal Elementary	Funding	70/73932-00-001	Full-Day Kindergarten	FDKFGP 45 Day Reminder Letter	1/15/2021	4/1/2021	3/23/2021	Approved - Closed

School District Extension Requests  
(as of August 1, 2021)

District Size	District Name	Project/Site Name	Type of Request	Project Number	Category of Request	Description of Deliverable	Original Due Date	Requested Extension Date	Receipt Date for Requested Documents	Status
Large	Long Beach Unified	Jordan High	Funding	55/64725-00-008	Eligibility & Funding Responses	CDA and DSA Approvals	9/24/2020	9/24/2021	3/24/2021	Approved - Closed
Large	Long Beach Unified	Renaissance High	Funding	55/64725-00-006	Eligibility & Funding Responses	CDA and DSA Approvals	9/24/2020	9/24/2021	3/24/2021	Approved - Closed
Small	Wilsona Elementary	Vista San Gabriel Elementary	Funding	70/65115-00-001	Full-Day Kindergarten	FDKFGP 45 Day Reminder Letter	1/15/2021	4/1/2021	3/25/2021	Approved - Closed
Medium	Southern Kern Unified	Rosamond Elementary	Funding	70/63776-00-003	Fund Release	Fund Release Authorization (Form SAB 70-02)	2/15/2021	3/31/2021	3/26/2021	Approved - Closed
Small	Needles Unified	Vista Colorado Elementary	Funding	70/67801-00-002	Full-Day Kindergarten	FDKFGP 45 Day Reminder Letter	1/15/2021	4/1/2021	3/26/2021	Approved - Closed
Small	Golden Plains Unified	Tranquility High	Funding	59/75234-00-002	Eligibility & Funding Responses	DSA/CDE Approvals For CTE ROF Project	9/24/2020	4/30/2021	3/29/2021	Approved - Closed
Small	Needles Unified	Vista Colorado Elementary	Funding	70/67801-00-002	Full-Day Kindergarten	FDKFGP Form 70-02	4/1/2021	4/16/2021	3/30/2021	Approved - Closed
Large	San Jacinto Unified	New Middle School	Funding	50/67249-00-017	Eligibility & Funding Responses	Form SAB 50-04 - 15-Day Response	3/19/2021	3/31/2021	3/31/2021	Approved - Closed
Medium	Lindsay Unified	Washington Elementary	Funding	57/71993-00-008	Expenditure Reports	Form SAB 50-06 - Annual Expenditure Report	1/17/2021	3/31/2021	4/1/2021	Approved - Closed
Large	Madera Unified	Matilda Torres High	Funding	50/65243-00-011	Eligibility & Funding Responses	Form SAB 50-04 - 15-Day Response	3/16/2021	3/30/2021	4/5/2021	Approved - Closed
Medium	Lindsay Unified	Lincoln Elementary	Funding	57/71993-00-006	Expenditure Reports	Form SAB 50-06 - Annual Expenditure Report	1/17/2021	3/31/2021	4/6/2021	Approved - Closed
Medium	Delano Union Elementary	Nueva Vista Elementary	Funding	57/63404-00-005	Eligibility & Funding Responses	Form SAB 50-04 - 15-Day Response	3/16/2021	4/16/2021	4/6/2021	Approved - Closed
Medium	Delano Union Elementary	Albany Park Elementary	Funding	57/63404-00-004	Eligibility & Funding Responses	Form SAB 50-04 - 15-Day Response	3/16/2021	4/16/2021	4/6/2021	Approved - Closed
Small	Golden Plains Unified	Tranquility High	Funding	57/75234-00-005	Eligibility & Funding Responses	Form SAB 50-04 - 15-Day Response	4/2/2021	4/9/2021	4/8/2021	Approved - Closed
Medium	Union High	Ag Ed and Career Tech Center	Funding	50/69310-00-008	Eligibility & Funding Responses	Form SAB 50-04 - 15-Day Response	4/1/2021	4/16/2021	4/9/2021	Approved - Closed
Medium	Tahoe-Truckee Unified	Tahoe Lake Elementary School	Funding	58-66944-00-001	Eligibility & Funding Responses	Form SAB 50-04 - 4-Day Response	4/8/2021	4/16/2021	4/13/2021	Approved - Closed
Medium	Southern Kern Unified	Hamilton/Rosamond Elementary	Funding	50/63776-00-002	Eligibility & Funding Responses	Form SAB 50-04 - 15-Day Response	3/12/2021	4/16/2021	4/16/2021	Approved - Closed
Medium	Delano Union Elementary	Albany Park Elementary	Funding	57/63404-00-004	Eligibility & Funding Responses	Form SAB 50-04 - 15-Day Response	4/16/2021	4/30/2021	4/23/2021	Approved - Closed
Medium	Delano Union Elementary	Nueva Vista Elementary	Funding	57/63404-00-005	Eligibility & Funding Responses	Form SAB 50-04 - 15-Day Response	4/16/2021	4/30/2021	4/23/2021	Approved - Closed
Small	Gravenstein Union Elementary	Gravenstein Elementary	Funding	57/70714-00-003	Eligibility & Funding Responses	Form SAB 50-04 - 15-Day Response	4/26/2021	4/28/2021	4/27/2021	Approved - Closed
Large	Las Virgenes Unified	Lupin Hill Elementary	Eligibility		Eligibility & Funding Responses	Form SAB 50-03 - 15-Day Response	4/29/2021	5/5/2021	5/5/2021	Approved - Closed
Medium	San Lorenzo Valley Unified	San Lorenzo Valley High	Funding	55/69807-00-002 and 55/69807-00-003	Eligibility & Funding Responses	CTEFP CDE & DSA Plan Approval Letters	3/24/2021	4/30/2021	5/7/2021	Approved - Closed
Medium	San Lorenzo Valley Unified	San Lorenzo Valley High	Funding	55-69807-00-002	Eligibility & Funding Responses	DSA Approval - CTE Cycle 5 Required Plan Approvals	4/30/2021	5/14/2021	5/7/2021	Approved - Closed
Medium	San Lorenzo Valley Unified	San Lorenzo Valley High	Funding	55-69807-00-003	Eligibility & Funding Responses	DSA Approval - CTE Cycle 5 Required Plan Approvals	4/30/2021	5/14/2021	5/7/2021	Approved - Closed
Large	Fontana Unified	Kathy Binks Elementary	Funding	70/67710-00-020	Full-Day Kindergarten	FDKFGP Fund Release Authorization	10/23/2020	5/3/2021	5/12/2021	Approved - Closed
Large	Los Angeles Unified	Humphreys Elementary	Funding	57/64733-00-687	Eligibility & Funding Responses	Form SAB 50-04 - 15-Day Response	4/27/2021	5/18/2021	5/12/2021	Approved - Closed
Medium	Wasco Union Elementary	Palm Avenue Elementary	Funding	50/63842-00-005	Eligibility & Funding Responses	Site Development Worksheet for Additional Grants	5/3/2021	5/17/2021	5/14/2021	Approved - Closed
Large	Long Beach Unified	Roosevelt Elementary	Funding	57/64725-05-001	Eligibility & Funding Responses	Form SAB 50-04 - 15-Day Response	5/1/2021	5/25/2021	5/18/2021	Approved - Closed
Medium	Cambrian	Steindorf STEAM K-8 Magnet	Funding	57/69385-00-015	Eligibility & Funding Responses	Form SAB 50-04 - 15-Day Response	5/21/2021	5/24/2021	5/24/2021	Approved - Closed
Medium	Cambrian	Farnham Elementary	Funding	57/69385-00-017	Eligibility & Funding Responses	Form SAB 50-04 - 15-Day Response	5/24/2021	5/28/2021	5/28/2021	Approved - Closed
Small	Golden Plains Unified	Helm Elementary	Eligibility		Eligibility & Funding Responses	Form SAB 50-03 - 4-Day Response	5/24/2021	5/28/2021	5/28/2021	Approved - Closed
Large	West Covina Unified	West Covina High	Funding	57/65094-00-014	Eligibility & Funding Responses	Form SAB 50-04 - 15-Day Response	5/17/2021	5/31/2021	5/27/2021	Approved - Closed
Large	West Covina Unified	West Covina High	Eligibility		Eligibility & Funding Responses	Form SAB 50-03 - 15-Day Response	5/17/2021	5/31/2021	5/27/2021	Approved - Closed
Medium	Hollister	Gabilan Hills Elementary	Funding	57/67470-00-004	Eligibility & Funding Responses	Form SAB 50-04 - 15-Day Response	4/27/2021	5/11/2021	6/2/2021	Approved - Closed
Large	Corona-Norco Unified	Lincoln Alternative Elementary	Funding	50/67033-02-001	Eligibility & Funding Responses	Form SAB 50-04 - 4-Day Response	5/26/2021	6/4/2021	6/4/2021	Approved - Closed
Small	Livingston Union Elementary	Selma Herndon Elementary School	Funding	50/65748-00-004	Eligibility & Funding Responses	Form SAB 50-04 - 4-Day Response	6/7/2021	6/9/2021	6/9/2021	Approved - Closed
Medium	Wasco Union Elementary	Gym/Admin Palm Avenue Middle School	Funding	50/63842-00-005	Eligibility & Funding Responses	Form SAB 50-04 - 4-Day Response	6/11/2021	6/18/2021	6/18/2021	Approved - Closed
Small	Traver Joint Elementary	Traver Joint Elementary	Funding	57/72223-00-002	Expenditure Reports	Form SAB 50-06 - Annual Expenditure Report	6/8/2021	6/22/2021	6/28/2021	Approved - Closed
Small	Clay Joint Elementary	Clay Elementary	Funding	57/62109-00-002	Expenditure Reports	Form SAB 50-06 - Annual Expenditure Report	6/8/2021	6/28/2021	6/28/2021	Approved - Closed
Small	Riverdale Joint Unified	Riverdale Elementary	Funding	50/75408-00-002	Eligibility & Funding Responses	Form SAB 50-04 - 15-Day Response	6/30/2021	7/23/2021	7/26/2021	Approved - Closed
Small	Riverdale Joint Unified	Riverdale Elementary	Funding	57/75408-00-006	Eligibility & Funding Responses	Form SAB 50-04 - 15-Day Response	6/30/2021	7/23/2021	7/26/2021	Approved - Closed
Small	Golden Plains Unified	San Joaquin Elementary	Funding	57/75234-00-007	Eligibility & Funding Responses	Form SAB 50-04 - 15-Day Response	7/23/2021	7/30/2021	7/27/2021	Approved - Closed
Small	Riverdale Joint Unified	Riverdale Elementary	Funding	50/75408-00-002 and 57/75408-00-006	Eligibility & Funding Responses	Form SAB 50-04 - 15-Day Response	7/23/2021	8/12/2021	7/27/2021	Withdrawn
Medium	Tahoe-Truckee Unified	North Tahoe High CTE	Funding	55/66944-00-003	Expenditure Reports	Form SAB 50-06 - Annual Expenditure Report	11/24/2020	12/11/2020	6/21/2021	Approved - Closed
Large	Moreno Valley Unified	March Mountain High	Funding	59/67124-00-001	Eligibility & Funding Responses	CTE - 4-Day Response	8/21/2020	8/28/2020	Denied	Denied
Large	Anaheim Union High Glenn County Office of Education	CTE Funding - Katella HS Culinary Arts	Funding	59/66431-02-001	Eligibility & Funding Responses	CTE - 15-Day Response	7/31/2020	9/30/2020	Denied	Denied
Small	Hollister	William Finch Charter	Funding	55/10116-00-001	Eligibility & Funding Responses	CTE - 15-Day Response	7/16/2020	11/2/2020	Denied	Denied
Medium	Hollister	Sunnyslope	Funding	50/67470-00-004	Eligibility & Funding Responses	Form SAB 50-04 - 15-Day Response	11/17/2020	12/11/2020	Denied	Denied
Large	Vacaville Unified	Willis Jepson Middle	Eligibility	58/70573-00-001	Substantial Progress	Substantial Progress Checklist	10/23/2020	1/13/2021	Denied	Denied
Small	Island Union Elementary	Island Elementary	Funding	70/63933-00-001	Full-Day Kindergarten	Form SAB 70-02	10/23/2020	1/15/2021	Denied	Denied
Large	Oakland Unified	ERES Academy	Funding	54/61259-13-002	Expenditure Reports	Form SAB 50-06 - Final Expenditure Report	10/30/2020	1/29/2021	Denied	Denied
Small	Alpaugh Unified	Alpaugh Elementary and Alpaugh Jr.-Sr. High	Funding	51/71803-00-001 and 51/71803-00-002	Expenditure Reports	Form SAB 50-06 - Final Expenditure Report	10/1/2020	2/2/2021	Denied	Denied
Small	Laqunita Elementary	Laqunita Elementary	Funding	50/66076-00-002 & 57/66076-00-001	Substantial Progress	Substantial Progress Checklist	5/8/2020	5/7/2021	Denied	Denied

School District Extension Requests  
(as of August 1, 2021)

District Size	District Name	Project/Site Name	Type of Request	Project Number	Category of Request	Description of Deliverable	Original Due Date	Requested Extension Date	Receipt Date for Requested Documents	Status
Small	Hilmar Unified	Hilmar High	Funding	55/65698-00-001	Eligibility & Funding Responses	CTEFP CDE/DSA approvals deadline	5/22/2021	9/22/2021	Denied	Denied
Large	Santa Ana Unified	Valley High - Career and Technical Education (Culinary Arts)	Funding	55/66670-00-003	Eligibility & Funding Responses	CTE/DSA Plan Approvals	5/26/2021	10/26/2021	Denied	Denied
Medium	Greenfield Union Elementary	Mary Chapa Academy Elementary	Funding	71/66035-00-001	Audit Correspondence	Substantial Progress Appeal Item SAB 189 related to change in scope and a time extension to complete the project.	5/22/2020	6/30/2022	Denied	Denied
Large	San Bernardino City Unified	Pacific High	Funding	55/67876-00-001	Expenditure Reports	4-year Project Completion SFP Regulation Section 1859.199	6/11/2023	6/11/2024	Denied	Denied
Medium	Eastside Union Elementary	New Community Day	Funding	50/64477-00-010	Accounts Receivables	Accounts Receivable Payments	10/26/2020	1/19/2021	Under Appeal	Approved - PENDING
Large	Sequoia Union High	Redwood High	Funding	50/69062-01-014	Eligibility & Funding Responses	Form SAB 50-04 - 15-Day Response	3/26/2020	4/17/2020	Withdrawn	Withdrawn
Small	Merced River Union Elementary	Washington Elementary	Funding	57/73726-00-001	Eligibility & Funding Responses	Form SAB 50-04 - 15-Day Response	3/24/2020	4/23/2020	Withdrawn	Withdrawn
Medium	Alisal Union	Fremont Elementary	Funding	50/65961-00-011	Eligibility & Funding Responses	Form SAB 50-04 - 15-Day Response	4/29/2020	5/8/2020	Withdrawn	Withdrawn
Large	Sequoia Union High	Redwood High	Funding	50/69062-01-014	Eligibility & Funding Responses	Form SAB 50-04 - 15-Day Response	5/12/2020	5/15/2020	Withdrawn	Withdrawn
Medium	Peris Elementary	Innovative Horizons Charter	Funding	54/67199-00-001	Eligibility & Funding Responses	Form SAB 50-04 - 15-Day Response	5/7/2020	5/21/2020	Withdrawn	Withdrawn
Small	Joint Unified	South Fork Junior-Senior High	Funding	50/63040-00-001	Eligibility & Funding Responses	Form SAB 50-04 - 15-Day Response	5/20/2020	5/29/2020	Withdrawn	Withdrawn
Small	Southern Humboldt Joint Unified	Redway Elementary	Funding	50/63040-00-002	Eligibility & Funding Responses	Form SAB 50-04 - 15-Day Response	5/20/2020	5/29/2020	Withdrawn	Withdrawn
Large	Sequoia Union High	Redwood High	Funding	50/69062-01-014	Eligibility & Funding Responses	Form SAB 50-04 - 15-Day Response	5/15/2020	6/12/2020	Withdrawn	Withdrawn
Small	Joint Unified	Southern Humboldt Southern Humboldt	Funding	50/63040-00-001	Eligibility & Funding Responses	Form SAB 50-04 - 15-Day Response	5/29/2020	6/12/2020	Withdrawn	Withdrawn
Small	Joint Unified	Redway Elementary	Funding	50/63040-00-002	Eligibility & Funding Responses	Form SAB 50-04 - 15-Day Response	5/29/2020	6/12/2020	Withdrawn	Withdrawn
Medium	Lindsay Unified	Lindsay Senior High CTE project	Funding	55/71993-00-002	Eligibility & Funding Responses	CTE May 22nd document deadline	5/22/2020	6/19/2020	Withdrawn	Withdrawn
Small	Joint Unified	Redway Elementary	Funding	50/63040-00-002	Eligibility & Funding Responses	Form SAB 50-04 - 15-Day Response	6/12/2020	6/19/2020	Withdrawn	Withdrawn
Small	Southern Humboldt Joint Unified	South Fork Junior-Senior High	Funding	50/63040-00-001	Eligibility & Funding Responses	Form SAB 50-04 - 15-Day Response	6/12/2020	6/19/2020	Withdrawn	Withdrawn
Small	Joint Unified	Redway Elementary	Funding	50/63040-00-002	Eligibility & Funding Responses	Form SAB 50-04 - 15-Day Response	5/20/2020	6/26/2020	Withdrawn	Withdrawn
Small	Southern Humboldt Joint Unified	South Fork Junior-Senior High	Funding	50/63040-00-001	Eligibility & Funding Responses	Form SAB 50-04 - 15-Day Response	5/20/2020	6/26/2020	Withdrawn	Withdrawn
Large	Santa Ana Unified	Valley High - Career and Technical Education (Culinary Arts)	Funding	55/66670-00-003	Audit Correspondence	SAB 50-10	4/6/2020	6/30/2020	Withdrawn	Withdrawn
Small	Merced River Union Elementary	Washington Elementary	Funding	57/73726-00-001	Eligibility & Funding Responses	Form SAB 50-04 - 15-Day Response	6/26/2020	7/10/2020	Withdrawn	Withdrawn
Medium	Fallbrook Union Elementary	Mary Fay Pendleton Elementary	Funding	57/68114-00-003 and 57/68114-00-004	Expenditure Reports	Form SAB 50-06 - Annual Expenditure Report	6/14/2020	7/13/2020	Withdrawn	Withdrawn
Small	West Park Elementary	West Park Elementary	Eligibility		Eligibility & Funding Responses	Financial Hardship Review - Documentation Request	6/15/2020	7/31/2020	Withdrawn	Withdrawn
Small	Elementary	West Park Elementary	Eligibility		Eligibility & Funding Responses	SAB 50-01 30-Day Response	7/1/2020	7/31/2020	Withdrawn	Withdrawn
Medium	Mendota Unified	Mendota High	Funding	55/75127-00-002	Eligibility & Funding Responses	CTE - 15-Day Response	7/9/2020	8/7/2020	Withdrawn	Withdrawn
Large	Sequoia Union High	Redwood High	Funding	50/69062-01-014	Eligibility & Funding Responses	Form SAB 50-04 - 15-Day Response	8/6/2020	8/7/2020	Withdrawn	Withdrawn
Large	San Dieguito Union High	La Costa Canyon High & Torrey Pines High	Funding	59/68346-00-002 & 59/68346-00-003	Eligibility & Funding Responses	CTE - 15-Day Response	7/20/2020	8/7/2020	Withdrawn	Withdrawn
Medium	Tahoe-Truckee Unified	Truckee High	Funding	55/66944-00-006, -007, -008	Eligibility & Funding Responses	CTE - 15-Day Response	7/31/2020	8/7/2020	Withdrawn	Withdrawn
Large	San Dieguito Union High	La Costa Canyon High and Torrey Pines High	Funding	59/68346-00-002 and 59/68346-00-003	Eligibility & Funding Responses	CTE - 15-Day Response	8/7/2020	8/7/2020	Withdrawn	Withdrawn
Large	Pleasanton Unified	Foothill High	Funding	55/75101-00-008	Eligibility & Funding Responses	CTE - 15-Day Response	8/6/2020	8/21/2020	Withdrawn	Withdrawn
Large	Sequoia Union High	Redwood High	Funding	50/69062-01-014	Eligibility & Funding Responses	Form SAB 50-04 - 15-Day Response	3/26/2020	8/31/2020	Withdrawn	Withdrawn
Medium	Santa Maria Joint Union High	CTE Center/Ag Farm	Funding	55/69310-00-005, 006, 007	Eligibility & Funding Responses	CTE - 4-Day Response	8/25/2020	9/1/2020	Withdrawn	Withdrawn
Large	Lancaster Elementary	Linda Verde Elementary	Eligibility		Eligibility & Funding Responses	Form SAB 50-01 - 15-Day Response	5/27/2020	9/18/2020	Withdrawn	Withdrawn
Medium	Alisal Union	New Elementary #12 & New Elementary #14	Funding	50/65961-00-006 & -007	Audit Correspondence	SOPFE response	8/7/2020	10/30/2020	Withdrawn	Withdrawn
Small	Palo Verde Union Elementary	Palo Verde Elementary	Funding	50/72033-00-002	Eligibility & Funding Responses	Review of Appeal Request	9/21/2020	11/18/2020	Withdrawn	Withdrawn
Large	Corona-Norco Unified	High School Attendance Area Establishment	Eligibility		Eligibility & Funding Responses	SAB Form 50-1, 50-02, 50-03 to establish High School Attendance Areas for CNUSD	10/23/2020	11/20/2020	Withdrawn	Withdrawn
Medium	Center Joint Unified	Oak Hill Elementary	Funding	70/73973-00-005	Eligibility & Funding Responses	Full-Day Kindergarten	10/23/2020	11/20/2020	Withdrawn	Withdrawn
Small	South Fork Union	South Fork Elementary	Funding	63784-003	Fund Release	Fund Release Authorization (Form SAB 70-02)	10/23/2020	11/23/2020	Withdrawn	Withdrawn
Large	Los Angeles Unified	Locke Senior High	Funding	57/64733-00-656	Eligibility & Funding Responses	Form SAB 50-04 - 15-Day Response	2/3/2021	2/12/2021	Withdrawn	Withdrawn
Medium	Tulare City	Alpine Vista Elementary	Funding	50/72231-00-005	Eligibility & Funding Responses	Form SAB 50-04 - 15-Day Response	2/22/2021	3/1/2021	Withdrawn	Withdrawn
Large	Victor Elementary	Elementary #20	Funding	50/67918-00-011	Eligibility & Funding Responses	Appraisal- Updated appraisal of property	2/26/2021	3/31/2021	Withdrawn	Withdrawn
Small	Clay Joint Elementary	Clay Elementary School	Funding	50/62109-00-002 and 57/62109-00-002	Eligibility & Funding Responses	90 Day Notice of Processing	3/1/2021	4/1/2021	Withdrawn	Withdrawn
Large	Twin Rivers Unified	Kohler, Strauch, Pioneer	Funding	57/76505-00-063, -060, -062	Eligibility & Funding Responses	Form SAB 50-04 - 15-Day Response	4/28/2021	5/5/2021	Withdrawn	Withdrawn
Large	Corona-Norco Unified	Lincoln Alternative Elementary	Funding	50/67033-02-001 51/63685-00-002, 51/63685-00-003, 51/63685-00-009	Eligibility & Funding Responses	Form SAB 50-04 - 15-Day Response	4/20/2021	5/20/2021	Withdrawn	Withdrawn
Small	Muroc Joint Unified	Branch Elementary, Bailey Elementary	Funding	57/63685-00-009	Expenditure Reports	Form SAB 50-06 - Annual Expenditure Report	1/30/2021	5/31/2021	Withdrawn	Withdrawn
Small	Paradise Unified	Paradise Senior High	Funding	58/61531-00-001	Expenditure Reports	Proposition 51 Final Audit	1/10/2021	6/30/2021	Withdrawn	Withdrawn
Small	Templeton Unified	Templeton Middle	Funding	57/68841-00-003	Expenditure Reports	Form SAB 50-06 - Final Expenditure Report	5/20/2021	6/30/2021	Withdrawn	Withdrawn
Small	Templeton Unified	Templeton Middle School	Funding	57/68841-00-003	Expenditure Reports	Form SAB 50-06 - Final Expenditure Report	5/20/2021	6/30/2021	Withdrawn	Withdrawn
Medium	Del Norte County Unified	Smith River Elementary	Funding	58/61820-00-005	Expenditure Reports	Form SAB 50-06 - Annual Expenditure Report	6/10/2021	7/16/2021	Withdrawn	Withdrawn
Medium	Del Norte County Unified	Crescent Elk Middle	Funding	58/61820-00-003	Expenditure Reports	Form SAB 50-06 - Annual Expenditure Report	6/14/2021	7/16/2021	Withdrawn	Withdrawn
Medium	Banning Unified	Banning High CTE	Funding	55/66985-00-001	Expenditure Reports	Detailed Listing of Project Expenditures - Worksheet	5/28/2021	7/30/2021	Withdrawn	Withdrawn
Large	Irvine Unified	Woodbridge High	Funding	50/73650-00-043	Eligibility & Funding Responses	Form SAB 50-04 - 15-Day Response	7/2/2021	8/20/2021	Withdrawn	Withdrawn



School District Extension Requests  
(as of August 1, 2021)

District Size	District Name	Project/Site Name	Type of Request	Project Number	Category of Request	Description of Deliverable	Original Due Date	Requested Extension Date	Receipt Date for Requested Documents	Status
Small	Klamath-Trinity Joint Unified	I - Tech/ Hoopa Valley High	Funding	51/62901-00-015	Fund Release	Form SAB 50-05 Submittal	8/25/2020	8/24/2021	Withdrawn	Withdrawn
Large	Los Banos Unified	Grasslands Elementary School	Funding	50/65755-00-008	Expenditure Reports	Form SAB 50-06 - Annual Expenditure Report	7/19/2021	8/27/2021	Withdrawn	Withdrawn
Large	Palo Alto Unified	Jane Lathrop M	Funding	50/69641-00-001	Audit Correspondence	Proposition 51 Audit	11/16/2019	8/31/2021	Withdrawn	Withdrawn
Large	Palo Alto Unified	Terman Middle	Funding	57/69641-00-030	Audit Correspondence	Proposition 51 Audit	11/16/2019	8/31/2021	Withdrawn	Withdrawn
Large	Palo Alto Unified	Fairmeadow Elementary	Funding	57/69641-00-029	Audit Correspondence	Proposition 51 Audit	11/16/2019	8/31/2021	Withdrawn	Withdrawn
Large	Palo Alto Unified	Terman Middle	Funding	50/69641-00-002	Audit Correspondence	Proposition 51 Audit	11/16/2019	8/31/2021	Withdrawn	Withdrawn
Small	Bayshore Elementary	Bayshore Elementary	Funding	50/68858-00-001	Expenditure Reports	Form SAB 50-06 - Annual Expenditure Report	6/3/2021	8/31/2021	Withdrawn	Withdrawn
Small	Yuba County Office of Education	Various	Funding	57/10587-001, -002, -003, -004, -005, -006	Expenditure Reports	Form SAB 50-06 - Annual Expenditure Report	7/10/2021	8/31/2021	Withdrawn	Withdrawn
Small	Yuba County Office of Education	Various	Funding	50/10587-003, -004, -005 & -008	Expenditure Reports	Form SAB 50-06 - Annual Expenditure Report	7/23/2021	8/31/2021	Withdrawn	Withdrawn
Medium	Escalon Unified	Van Allen Septic	Funding	58/68502-00-002	Expenditure Reports	Form SAB 50-06 - Annual Expenditure Report	7/20/2021	8/31/2021	Withdrawn	Withdrawn
Medium	Hanford Elementary	Martin Luther King Jr. Elementary	Eligibility			Form SAB 50-04 - 15-Day Response	7/23/2021	9/1/2021	Withdrawn	Withdrawn
Large	Napa Valley Unified	Vintage High	Funding	55/66266-00-005 and 55/66266-00-006	Fund Release	Form SAB 50-05 Submittal	9/24/2020	9/24/2021	Withdrawn	Withdrawn
Large	Long Beach Unified	Jordan High	Funding	55/64725-00-007	Eligibility & Funding Responses	CDA and DSA Approvals	9/24/2020	9/24/2021	Withdrawn	Withdrawn
Large	San Francisco Unified	Cesar Chavez Elementary	Funding	57/68478-00-048	Expenditure Reports	Expenditure Closeout Review - Documentation Request	4/16/2021	10/1/2021	Withdrawn	Withdrawn
Large	San Francisco Unified	George Peabody Elementary	Funding	57/68478-00-045	Expenditure Reports	Expenditure Closeout Review - Documentation Request	4/16/2021	10/1/2021	Withdrawn	Withdrawn
Large	San Francisco Unified	Jose Ortega Elementary	Funding	57/68478-00-047	Expenditure Reports	Expenditure Closeout Review - Documentation Request	4/16/2021	10/1/2021	Withdrawn	Withdrawn
Large	San Francisco Unified	Monroe Elementary	Funding	57/68478-00-048	Expenditure Reports	Expenditure Closeout Review - Documentation Request	4/16/2021	10/1/2021	Withdrawn	Withdrawn
Large	San Francisco Unified	Roosevelt Middle	Funding	57/68478-00-043	Expenditure Reports	Expenditure Closeout Review - Documentation Request	4/16/2021	10/1/2021	Withdrawn	Withdrawn
Large	San Francisco Unified	Sunnyside Elementary	Funding	57/68478-00-046	Expenditure Reports	Expenditure Closeout Review - Documentation Request	4/16/2021	10/1/2021	Withdrawn	Withdrawn
Large	San Francisco Unified	Yick Wo Elementary	Funding	57/68478-00-049	Expenditure Reports	Expenditure Closeout Review - Documentation Request	4/16/2021	10/1/2021	Withdrawn	Withdrawn
Medium	Greenfield Union Elementary	Vista Verde Middle	Funding	58/66035-00-001	Expenditure Reports	Form SAB 50-06 - Annual Expenditure Report	6/5/2021	10/5/2021	Withdrawn	Withdrawn
Medium	Greenfield Union Elementary	Mary Chapa Academy	Funding	58/66035-00-002	Expenditure Reports	Form SAB 50-06 - Annual Expenditure Report	6/5/2021	10/5/2021	Withdrawn	Withdrawn
Medium	Greenfield Union Elementary	Oak Avenue Elementary School	Funding	58/66035-00-003	Expenditure Reports	Form SAB 50-06 - Annual Expenditure Report	6/5/2021	10/5/2021	Withdrawn	Withdrawn
Small	Paradise Unified	Paradise High School	Funding	57/61531-00-003	Substantial Progress	Substantial Progress Review - Documentation Request	7/8/2021	10/8/2021	Withdrawn	Withdrawn
Small	Golden Plains Unified	Helm Elementary	Funding	70/75234-00-001	Full-Day Kindergarten	FDKFGP - Plan Approvals	10/22/2020	3/31/2022	Withdrawn	Withdrawn
Large	San Diego Unified	America's Finest Charter	Funding	54/68338-00-003	Eligibility & Funding Responses	Conversion from PA to final apportionment SAB 50-04	1/24/2022	7/22/2022	Withdrawn	Withdrawn
Medium	Ventura County Office of Education	Gateway Community	Funding	50/10561-00-004, 57/10561-00-005	Substantial Progress	Substantial Progress Checklist	12/5/2021	8/5/2022	Withdrawn	Withdrawn
Small	Dunham Elementary	Dunham Elementary	Funding	57/70672-00-001	Expenditure Reports	Form SAB 50-06 - Annual Expenditure Report	4/15/2020	5/30/2020		Approved - PENDING
Medium	Lemoore Union Elementary	Meadow Lane Elementary	Funding	57/63974-00-003	Expenditure Reports	Form SAB 50-06 - Annual Expenditure Report	7/11/2020	7/31/2020		Approved - PENDING
Medium	Lemoore Union Elementary	Engvall Elementary	Funding	57/63974-00-004	Expenditure Reports	Form SAB 50-06 - Final Expenditure Report	7/11/2020	7/31/2020		Approved - PENDING
Large	Rocklin Unified	Maria Montessori Charter Academy	Funding	54/75085-00-001	Expenditure Reports	Form SAB 50-06 - Annual Expenditure Report	6/4/2010	12/1/2020		Approved - PENDING
Large	Sanger Unified	Sanger High	Funding	50/62414-00-015	Expenditure Reports	Form SAB 50-06 - Annual Expenditure Report	10/25/2020	12/15/2020		Approved - PENDING
Small	Muroc Joint Unified	Multiple Schools	Funding	51/63685-00-001, 55/63685-00-001, 55/63685-00-002, and 58/63685-00-001	Expenditure Reports	Form SAB 50-06 - Annual Expenditure Report	11/7/2020	1/31/2021		Approved - PENDING
Medium	Southern Kern Unified	Hamilton Elementary	Funding	50-63776-00-002	Expenditure Reports	Form SAB 50-06 - Annual Expenditure Report	1/19/2021	5/4/2021		Approved - PENDING
Medium	Centinela Valley Union High	District-wide	Eligibility		Eligibility & Funding Responses	90-Day Notification New Construction eligibility update	3/31/2021	5/31/2021		Approved - PENDING
Medium	Santa Maria Joint Union High	Righetti High/CTE Center	Funding	55/69310-00-002	Expenditure Reports	Form SAB 50-06 - Annual Expenditure Report	12/7/2020	6/7/2021		Approved - PENDING
Medium	Santa Maria Joint Union High	Pioneer Valley High	Funding	50/69310-00-006	Expenditure Reports	Form SAB 50-06 - Annual Expenditure Report	12/10/2020	6/10/2021		Approved - PENDING
Large	San Bernardino City Unified	Pacific High	Funding	55/67876-00-001	Expenditure Reports	Form SAB 50-06 - Annual Expenditure Report	6/11/2020	6/11/2021		Approved - PENDING
Medium	Southern Kern Unified	Hamilton Elementary	Funding	50/63776-00-002	Expenditure Reports	Form SAB 50-06 - Annual Expenditure Report	1/9/2021	6/30/2021		Approved - PENDING
Large	Los Angeles Unified	South Gate Senior High	Funding	57/64733-16-010	Substantial Progress	Substantial Progress Review - Documentation Request	6/24/2021	7/7/2021		Approved - PENDING
Large	Los Angeles Unified	South Gate Senior High	Funding	57/64733-16-011	Substantial Progress	Substantial Progress Review - Documentation Request	6/24/2021	7/7/2021		Approved - PENDING
Large	Los Angeles Unified	Reseda Senior High	Funding	57/64733-39-007	Substantial Progress	Substantial Progress Review - Documentation Request	6/24/2021	7/7/2021		Approved - PENDING
Large	Los Angeles Unified	Huntington Park Senior High	Funding	57/64733-17-012	Substantial Progress	Substantial Progress Checklist	6/24/2021	7/7/2021		Approved - PENDING
Large	Los Angeles Unified	Frances (John H.) Polytechnic	Funding	57/64733-38-022	Substantial Progress	Substantial Progress Review - Documentation Request	6/24/2021	7/7/2021		Approved - PENDING
Large	Los Angeles Unified	Cleveland Grover High	Funding	57/64733-41-006	Substantial Progress	Substantial Progress Review - Documentation Request	6/24/2021	7/7/2021		Approved - PENDING
Large	Los Angeles Unified	Cleveland Grover High	Funding	57/64733-41-005	Substantial Progress	Substantial Progress Review - Documentation Request	6/24/2021	7/7/2021		Approved - PENDING
Small	Riverdale Joint Unified	Riverdale High	Funding	50/75408-00-001	Substantial Progress	Substantial Progress Review - Documentation Request	7/7/2021	7/23/2021		Approved - PENDING
Small	Unifed	Riverdale High	Funding	50/75408-00-001	Substantial Progress	Substantial Progress Review - Documentation Request	7/23/2021	7/27/2021		Approved - PENDING
Large	Fontana Unified	Kathy Binks Elementary	Funding	70/67710-00-020	Full-Day Kindergarten	FDKFGP Fund Release Authorization	5/3/2021	7/30/2021		Approved - PENDING
Large	Rialto Unified	Casey Elementary	Funding	70/67850-00-004	Full-Day Kindergarten	FDKFGP Implementation	1/27/2021	8/1/2021		Approved - PENDING
Large	Oxnard	Ritchen Elementary	Eligibility		Eligibility & Funding Responses	Form SAB 50-01 - 15-Day Response	7/23/2021	8/30/2021		Approved - PENDING
Large	Oxnard	Brekke Elementary	Eligibility		Eligibility & Funding Responses	Form SAB 50-01 - 15-Day Response	7/23/2021	8/30/2021		Approved - PENDING
Large	Oxnard	McAuliffe Elementary	Eligibility		Eligibility & Funding Responses	Form SAB 50-01 - 15-Day Response	7/23/2021	8/30/2021		Approved - PENDING
Large	Oxnard	Ritchen, Brekke and McAuliffe Elementary Schools	Eligibility		Eligibility & Funding Responses	Form SAB 50-04 - 15-Day Response	7/23/2021	8/30/2021		Under Review; Awaiting Decision
Medium	Woodland Joint Unified	Spring Lake Elementary	Funding	50/72710-00-006	Eligibility & Funding Responses	Form SAB 50-04 - 4-Day Response	7/8/2021	8/31/2021		Approved - PENDING

School District Extension Requests  
(as of August 1, 2021)

District Size	District Name	Project/Site Name	Type of Request	Project Number	Category of Request	Description of Deliverable	Original Due Date	Requested Extension Date	Receipt Date for Requested Documents	Status
Medium	Escalon Unified	Van Allen Septic	Funding	58/68502-00-002	Substantial Progress	Substantial Progress Checklist	7/20/2021	8/31/2021		Under Review; Awaiting Decision
Small	Manzanita Elementary	Manzanita Elementary	Funding	50/61499-00-002	Expenditure Reports	Form SAB 50-06 - Annual Expenditure Report	6/3/2021	9/1/2021		Under Review; Awaiting Decision
Small	Manzanita Elementary	Manzanita Elementary	Funding	57/61499-00-001	Expenditure Reports	Form SAB 50-06 - Annual Expenditure Report	10/20/2020	9/1/2021		Under Review; Awaiting Decision
Small	Liberty Elementary	Liberty Elementary	Funding	50/71985-00-002	Expenditure Reports	Form SAB 50-06 - Annual Expenditure Report	7/1/2021	9/1/2021		Under Review; Awaiting Decision
Large	Bakersfield City	Bessie Owens Full Day Kindergarten Project	Funding	70/63321-00-001	Full-Day Kindergarten	SAB 70-03 Expenditure Report	7/31/2021	9/30/2021		Approved - PENDING
Large	San Bernardino City Unified	Del Rosa Elementary	Funding	70/67876-00-001	Full-Day Kindergarten	Form SAB 70-02	10/23/2020	10/23/2021		Approved - PENDING
Large	Anaheim Union High	Magnolia High	Funding	55/66431-00-001	Eligibility & Funding Responses	CDE & DSA plan approvals	5/27/2021	12/17/2021		Approved - PENDING
Medium	Alisal Union	Loya (Oscar F.) Elementary	Funding	70/65691-00-009	Full-Day Kindergarten	FDKFGP - Plan Approvals and Form SAB 70-02	6/24/2021	6/24/2022		Approved - PENDING

## **INFORMATION ITEM**

### **SCHOOL FACILITY PROGRAM APPLICATIONS RECEIVED BEYOND BOND AUTHORITY LIST (as of July 31, 2021)**

The applications on this list represent School Facility Program (SFP) New Construction and Modernization projects in date order received that were received on or after September 13, 2018 through July 31, 2021. These applications have been received, but not reviewed, by the Office of Public School Construction (OPSC). This list is presented to the State Allocation Board for acknowledgement, but not approval pursuant to SFP Regulation Section 1859.95.1.

Published monthly in the SAB Agenda.

This report is also on the [OPSC Website](http://www.dgs.ca.gov/opsc) at:  
[www.dgs.ca.gov/opsc](http://www.dgs.ca.gov/opsc)

SFP APPLICATIONS  
New Construction Acknowledged Applications Received Past Existing Authority as of July 31, 2021

District	County	Site Name	DSA Number	50-04 Date Received	Estimated State Grant (a)	Estimated Financial Hardship (b)
Imperial County Office of Education	Imperial	La Paloma Middle	04-116828	09/14/18	\$ 1,442,651	\$ 1,442,651
Winters Joint Unified	Yolo	Winters High	02-115475	09/14/18	\$ 2,188,077	\$ -
Plaza Elementary	Glenn	Plaza Elementary	02-116764	09/18/18	\$ 2,672,913	\$ 2,672,913
Gustine Unified	Merced	Gustine High	02-116135	09/19/18	\$ 4,814,849	\$ 4,814,849
Corona-Norco Unified	Riverside	Roosevelt High	04-115480	09/21/18	\$ 15,085,368	\$ -
Round Valley Unified	Mendocino	Round Valley High	01-117277	09/24/18	\$ 2,353,745	\$ 2,353,745
Live Oak Unified	Sutter	Live Oak Middle	02-116511	09/24/18	\$ 1,776,402	\$ -
Corona-Norco Unified	Riverside	Garretson Elementary	04-115277	10/01/18	\$ 3,682,897	\$ -
Lammersville Joint Unified	San Joaquin	Cordes Elementary	02-116707	10/04/18	\$ 14,117,100	\$ -
San Benito High	San Benito	San Benito High	01-117136	10/08/18	\$ 6,418,818	\$ -
Fairfield-Suisun Unified	Solano	E Ruth Sheldon Academy of Innovative Learning	02-116436	10/10/18	\$ 1,574,262	\$ -
Grossmont Union High	San Diego	Granite Hills High	04-116776	10/12/18	\$ 966,051	\$ -
El Centro Elementary	Imperial	Harding Elementary	04-117257	10/15/18	\$ 1,656,420	\$ -
Wasco Union Elementary	Kern	James A Forrest Elementary	03-117605	10/15/18	\$ 11,839,197	\$ 11,839,197
Alview-Dairyland Union Elementary	Madera	Alview Elementary	Site/Design	10/16/18	\$ 122,877	\$ 122,877
Alview-Dairyland Union Elementary	Madera	Dairyland Elementary	Site/Design	10/16/18	\$ 122,877	\$ 122,877
Kings River Union Elementary	Tulare	Kings River Elementary	Site/Design	10/16/18	\$ 1,869,396	\$ 1,869,396
Fremont Union High	Santa Clara	Homestead High	01-116560	10/23/18	\$ 3,185,692	\$ -
Fremont Unified	Alameda	G M Walters Junior High	01-115744	10/24/18	\$ 7,741,378	\$ -
Grossmont Union High	San Diego	El Capitan High	04-116979	10/25/18	\$ 2,379,500	\$ -
Corning Union High	Tehama	Corning High	02-116489	10/26/18	\$ 3,546,223	\$ -
Castro Valley Unified	Alameda	Castro Valley High	01-116720	10/29/18	\$ 1,380,830	\$ -
Castro Valley Unified	Alameda	Castro Valley High	01-116816	10/29/18	\$ 1,625,897	\$ -
Grossmont Union High	San Diego	Monte Vista High	04-116978	10/29/18	\$ 1,536,016	\$ -
West Park Elementary	Fresno	West Park Elementary	02-116848	10/30/18	\$ 3,948,406	\$ 3,948,406
Campbell Union High	Santa Clara	Leigh High	01-117171	10/30/18	\$ 4,203,090	\$ -
Central Union High	Imperial	Central Union High	04-116825	10/31/18	\$ 11,738,874	\$ 11,738,874
Pajaro Valley Unified	Santa Cruz	Pajaro Valley High	01-116514	10/31/18	\$ 1,905,424	\$ -
Fairfield-Suisun Unified	Solano	E Ruth Sheldon Academy of Innovative Learning	02-116436	10/31/18	\$ 4,711,065	\$ -
Fresno County Office of Education	Fresno	Selma High	02-116799	11/06/18	\$ 295,279	\$ -
Jurupa Unified	Riverside	West Riverside Elementary	04-115786	11/09/18	\$ 4,338,436	\$ -
Sunnyside Union Elementary	Tulare	Sunnyside Elementary	Site/Design	11/14/18	\$ 4,562,914	\$ 4,562,914
Santa Maria-Bonita	Santa Barbara	Measure T Elementary	03-118839	11/16/18	\$ 11,229,282	\$ -
Williams Unified	Colusa	Williams Elementary	Site/Design	11/19/18	\$ 867,525	\$ 867,525
Williams Unified	Colusa	Williams High	Site/Design	11/19/18	\$ 1,429,051	\$ 1,429,051
Pierce Joint Unified	Colusa	Arbuckle Elementary	02-116802	11/20/18	\$ 1,941,453	\$ -
Los Angeles Unified	Los Angeles	International Studies Learning Center	03-117730	11/26/18	\$ 8,212,769	\$ -
William S. Hart Union High	Los Angeles	William S Hart High	03-118530	11/29/18	\$ 9,813,917	\$ -
Oxnard	Ventura	Seabridge Elementary	03-118672	12/07/18	\$ 13,517,344	\$ -
Oxnard	Ventura	Seabridge Elementary	03-118672	12/07/18	\$ 786,556	\$ -
Porterville Unified	Tulare	Porterville Military Academy	02-115851	12/07/18	\$ 2,092,468	\$ -
Arvin Union	Kern	Bear Mountain Elementary	03-119081	12/14/18	\$ 3,118,320	\$ -
Meadows Union Elementary	Imperial	Meadows Elementary	04-116690	12/20/18	\$ 2,874,742	\$ -
Blochman Union Elementary	Santa Barbara	Benjamin Foxen Elementary	03-119221	12/21/18	\$ 1,308,316	\$ -
Sanger Unified	Fresno	Washington Academic Middle	02-117046	12/24/18	\$ 560,664	\$ -
Etiwanda Elementary	San Bernardino	John L Golden Elementary	04-116718	01/15/19	\$ 1,331,474	\$ -
Tulare Joint Union High	Tulare	Tulare Union High	02-116884	01/15/19	\$ 4,426,098	\$ -

SFP APPLICATIONS  
New Construction Acknowledged Applications Received Past Existing Authority as of July 31, 2021

District	County	Site Name	DSA Number	50-04 Date Received	Estimated State Grant (a)	Estimated Financial Hardship (b)
Lemoore Union High	Kings	Lemoore High	02-116535	01/18/19	\$ 5,710,055	\$ -
South Pasadena Unified	Los Angeles	South Pasadena Senior High	03-117509	01/18/19	\$ 1,814,372	\$ -
South Pasadena Unified	Los Angeles	South Pasadena Senior High	03-118006	01/18/19	\$ 478,063	\$ -
Etiwanda Elementary	San Bernardino	David W Long Elementary	04-117113	01/18/19	\$ 1,296,904	\$ -
Hope Elementary	Tulare	Hope Elementary	Site/Design	01/18/19	\$ 885,316	\$ 885,316
Kings Canyon Joint Unified	Fresno	Reedley Middle College High	02-115465	01/28/19	\$ 3,851,979	\$ -
Etiwanda Elementary	San Bernardino	Caryn Elementary	04-117369	02/12/19	\$ 1,366,064	\$ -
Hanford Elementary	Kings	Lincoln Elementary	02-117050	02/27/19	\$ 1,641,316	\$ -
Ceres Unified	Stanislaus	Caswell Elementary	02-116128	02/27/19	\$ 1,519,834	\$ -
Ceres Unified	Stanislaus	Caswell Elementary	02-116128	02/27/19	\$ 714,666	\$ -
Sanger Unified	Fresno	Sanger High	02-117029	03/12/19	\$ 453,990	\$ -
Huntington Beach City Elementary	Orange	Ethel Dwyer Middle	04-116716	03/13/19	\$ 1,602,035	\$ -
Elk Grove Unified	Sacramento	Pleasant Grove High	02-116618	03/14/19	\$ 1,089,046	\$ -
William S. Hart Union High	Los Angeles	Sierra Vista Junior High	03-117759	03/19/19	\$ 3,277,471	\$ -
Robla Elementary	Sacramento	Taylor Street Elementary	02-116689	03/19/19	\$ 1,493,548	\$ -
Sonora Elementary	Tuolumne	Sonora Elementary	02-114452	03/19/19	\$ 1,799,125	\$ -
Soquel Union Elementary	Santa Cruz	New Brighton Middle	01-117113	03/21/19	\$ 1,199,142	\$ -
Pittsburg Unified	Contra Costa	Parkside Elementary	01-117089	03/28/19	\$ 3,724,122	\$ -
Panama-Buena Vista Union	Kern	Panama Elementary	03-118288	04/02/19	\$ 8,150,119	\$ -
Soquel Union Elementary	Santa Cruz	Santa Cruz Gardens Elementary	01-117493	04/02/19	\$ 1,400,353	\$ -
Riverside Unified	Riverside	Harrison Elementary	04-117796	04/04/19	\$ 1,936,737	\$ -
Riverside Unified	Riverside	Jefferson Elementary	04-117816	04/05/19	\$ 2,518,888	\$ -
Capistrano Unified	Orange	Aliso Niguel High	04-117480	04/10/19	\$ 3,773,236	\$ -
Capistrano Unified	Orange	Newhart Middle	04-117479	04/10/19	\$ 4,318,962	\$ -
Riverside Unified	Riverside	Highgrove Elementary	04-117600	04/12/19	\$ 4,568,978	\$ -
Long Beach Unified	Los Angeles	Eunice Sato Academy of Math & Science	03-118586	04/15/19	\$ 8,094,645	\$ -
Riverside Unified	Riverside	Madison Elementary	04-117805	04/18/19	\$ 2,934,170	\$ -
Grossmont Union High	San Diego	Santana High	04-116449	04/19/19	\$ 2,172,279	\$ -
Walnut Valley Unified	Los Angeles	Collegewood Elementary	03-118931	04/24/19	\$ 4,680,284	\$ -
Freshwater Elementary	Humboldt	Freshwater Elementary	Site/Design	04/30/19	\$ 159,972	\$ 159,972
Escalon Unified	San Joaquin	Dent Elementary	02-116870	05/03/19	\$ 4,671,640	\$ -
Fairfield-Suisun Unified	Solano	Suisun Valley Elementary	02-116558	05/08/19	\$ 1,308,175	\$ -
San Joaquin County Office of Education	San Joaquin	John J McFall Elementary	Site/Design	06/13/19	\$ 495,038	\$ 495,038
Rocklin Unified	Placer	Rocklin High	02-117520	06/13/19	\$ 1,031,421	\$ -
Walnut Valley Unified	Los Angeles	Diamond Bar High	03-119137	06/14/19	\$ 1,923,950	\$ -
Piedmont City Unified	Alameda	Piedmont High	01-117533	06/18/19	\$ 7,223,659	\$ -
Porterville Unified	Tulare	Monache High	02-115643	06/25/19	\$ 7,475,880	\$ -
Stockton Unified	San Joaquin	Rio Calaveras Elementary	02-117206	06/26/19	\$ 1,481,638	\$ -
Yuba County Office of Education	Yuba	Virginia School @ Yuba College	02-117118	07/16/19	\$ 656,120	\$ 656,120
Yuba County Office of Education	Yuba	Virginia School @ Yuba College	02-117118	07/16/19	\$ 239,918	\$ 239,918
Los Banos Unified	Merced	San Luis High	02-117464	07/18/19	\$ 634,177	\$ -
Long Beach Unified	Los Angeles	Millikan High	03-118323	07/22/19	\$ 7,648,691	\$ -
Sanger Unified	Fresno	Madison Elementary	02-117601	07/29/19	\$ 365,374	\$ -
Fremont Unified	Alameda	John M Horner Junior High	01-116600	08/02/19	\$ 11,743,315	\$ -
Palm Springs Unified	Riverside	Desert Hot Springs High	04-117776	08/02/19	\$ 1,237,991	\$ -
Palm Springs Unified	Riverside	Desert Hot Springs High	04-117464	08/02/19	\$ 1,558,238	\$ -
Los Banos Unified	Merced	Volta Elementary	02-117560	08/09/19	\$ 640,355	\$ -

SFP APPLICATIONS  
New Construction Acknowledged Applications Received Past Existing Authority as of July 31, 2021

District	County	Site Name	DSA Number	50-04 Date Received	Estimated State Grant (a)	Estimated Financial Hardship (b)
Campbell Union High	Santa Clara	Branham High	01-117117	08/09/19	\$ 6,914,835	\$ -
Hesperia Unified	San Bernardino	Topaz Preparatory Academy	04-117777	08/09/19	\$ 685,886	\$ -
Sanger Unified	Fresno	John S Wash Elementary	02-117663	08/12/19	\$ 368,316	\$ -
Kern High	Kern	Vista Continuation High	03-119958	08/12/19	\$ 276,267	\$ -
Traver Joint Elementary	Tulare	Traver Elementary	Site/Design	08/14/19	\$ 419,767	\$ 419,767
Kern County Office of Education	Kern	Aurora Program School	03-119202	08/16/19	\$ 5,391,482	\$ -
Clovis Unified	Fresno	Clovis East High	02-117406	08/16/19	\$ 493,373	\$ -
Clovis Unified	Fresno	Reagan Elementary	02-117413	08/16/19	\$ 191,459	\$ -
Clovis Unified	Fresno	James S Fugman Elementary	02-117412	08/16/19	\$ 230,687	\$ -
Clovis Unified	Fresno	Roger S Orazo Elementary	02-117414	08/16/19	\$ 387,058	\$ -
Ventura Unified	Ventura	Mound Elementary	03-119844	08/20/19	\$ 514,427	\$ -
Las Virgenes Unified	Los Angeles	Lupin Hill Elementary	03-119279	08/21/19	\$ 798,316	\$ -
Western Placer Unified	Placer	Twelve Bridges High	02-116896	08/22/19	\$ 36,763,875	\$ -
Fremont Unified	Alameda	Washington High	01-117422	08/27/19	\$ 4,885,235	\$ -
Elk Grove Unified	Sacramento	James Rutter Middle School	02-117160	08/28/19	\$ 3,141,303	\$ -
Riverside Unified	Riverside	Magnolia Elementary	04-117814	08/29/19	\$ 3,558,595	\$ -
Folsom Cordova Unified	Sacramento	Mangini Ranch Elementary	02-117008	09/04/19	\$ 11,069,618	\$ -
Western Placer Unified	Placer	Scott Leaman Elementary	02-117173	09/16/19	\$ 12,794,910	\$ -
Fountain Valley	Orange	Masuda Middle	04-118487	09/17/19	\$ 1,085,890	\$ -
Riverside Unified	Riverside	Adams Elementary	04-118175	09/19/19	\$ 2,440,522	\$ -
Ballico-Cressey Elementary	Merced	Ballico Elementary	02-116471	09/24/19	\$ 2,778,665	\$ -
Saugus Union Elementary	Los Angeles	Plum Canyon Elementary	03-119335	09/26/19	\$ 1,389,799	\$ -
Oxnard Elementary	Ventura	Rose Avenue Elementary	03-119284	10/11/19	\$ 10,743,903	\$ 10,743,903
Poway Unified	San Diego	Oak Valley Middle	04-117958	10/16/19	\$ 3,018,181	\$ -
Rocklin Unified	Placer	Ruhkala Elementary	02-117477	10/17/19	\$ 3,108,505	\$ -
Lake Elsinore Unified	Riverside	Alberhill Elementary	04-117782	10/18/19	\$ 12,267,331	\$ -
North Cow Creek Elementary	Shasta	North Cow Creek Elementary	Site/Design	10/25/19	\$ 121,970	\$ 121,970
El Centro Elementary	Imperial	De Anza Magnet	04-117804	10/30/19	\$ 2,800,536	\$ -
Maple Elementary	Kern	Maple Elementary	Site/Design	10/30/19	\$ 385,052	\$ 385,052
Standard Elementary	Kern	Standard Elementary	03-119797	10/31/19	\$ 4,665,935	\$ -
Madera Unified	Madera	Concurrent Enrollment Middle	02-117204	10/31/19	\$ 4,134,537	\$ -
Tustin Unified	Orange	Legacy Magnet Academy	04-116856	11/07/19	\$ 31,899,239	\$ -
Riverside Unified	Riverside	Jackson Elementary	04-117815	11/15/19	\$ 3,059,678	\$ -
Chowchilla Elementary	Madera	Wilson Middle	02-116477	12/03/19	\$ 723,007	\$ -
Riverside Unified	Riverside	University Heights Middle	04-117674	12/06/19	\$ 2,699,011	\$ -
Dublin Unified	Alameda	Dublin High	01-117208	12/18/19	\$ 6,412,551	\$ -
Riverside Unified	Riverside	King (Martin Luther Jr.) High	04-117852	01/06/20	\$ 514,585	\$ -
Napa Valley Unified	Napa	River Charter	01-117207	01/10/20	\$ 4,042,028	\$ -
Corona-Norco Unified	Riverside	Jefferson Elementary	04-118005	01/15/20	\$ 4,797,972	\$ -
Murrieta Valley Unified	Riverside	Murrieta Mesa High	04-118451	01/24/20	\$ 5,113,657	\$ -
Fountain Valley Elementary	Orange	Fulton (Harry C) Middle	04-118883	02/14/20	\$ 1,061,790	\$ -
Natomas Unified	Sacramento	Paso Verde	02-117126	02/18/20	\$ 20,495,845	\$ -
Irvine Unified	Orange	Heritage Field K-8	04-118047	02/20/20	\$ 47,744,919	\$ -
Albany City Unified	Alameda	Albany High	01-117541	02/21/20	\$ 4,370,747	\$ -
Martinez Unified	Contra Costa	John Muir Elementary	01-118033	02/24/20	\$ 4,662,545	\$ -
Salinas Union High	Monterey	Dolores Huerta Middle	01-117098	03/02/20	\$ 21,431,900	\$ -
Stockton Unified	San Joaquin	Valentine Peyton Elementary	02-117686	03/26/20	\$ 1,508,086	\$ -



SFP APPLICATIONS  
New Construction Acknowledged Applications Received Past Existing Authority as of July 31, 2021

District	County	Site Name	DSA Number	50-04 Date Received	Estimated State Grant (a)	Estimated Financial Hardship (b)
Mendota Unified	Fresno	Mendota Junior High	02-117492	04/13/20	\$ 1,338,852	\$ -
Mendota Unified	Fresno	Mendota High	02-117755	04/13/20	\$ 74,948	\$ -
Mendota Unified	Fresno	Mendota High	02-117755	04/13/20	\$ 74,948	\$ -
Mendota Unified	Fresno	Mendota High	02-117755	04/13/20	\$ 74,948	\$ -
Humboldt County Office of Education	Humboldt	Glen W Paul School for PH	Site/Design	04/21/20	\$ 251,906	\$ 251,906
Piedmont City Unified	Alameda	Piedmont High	02-117533	04/27/20	\$ 1,131,739	\$ -
Chico Unified	Butte	Emma Wilson Elementary	02-117226	06/04/20	\$ 1,249,142	\$ -
Anaheim Elementary	Orange	Sunkist Elementary	04-117365	06/05/20	\$ 1,656,567	\$ -
Brentwood Union Elementary	Contra Costa	Edna Hill Middle	01-118117	06/22/20	\$ 3,049,013	\$ -
Western Placer Unified	Placer	Glen Edwards Middle	02-117099	06/22/20	\$ 4,044,855	\$ -
Calexico Unified	Imperial	Calexico High	04-117965	07/01/20	\$ 14,875,281	\$ -
Sacramento County Office of Education	Sacramento	Gerber Jr/Sr High	02-117923	07/13/20	\$ 4,088,732	\$ 4,088,732
Roseville City Elementary	Placer	WD-60 Elementary	02-117873	07/13/20	\$ 13,679,371	\$ -
Tulare City	Tulare	Wilson Elementary	02-118021	07/17/20	\$ 1,065,892	\$ -
Menifee Union Elementary	Riverside	Harvest Hill STEAM Academy	04-117851	07/29/20	\$ 8,032,135	\$ -
Stockton Unified	San Joaquin	Flora Arca Mata Elementary	02-117130	07/31/20	\$ 14,545,299	\$ -
Clovis Unified	Fresno	Young Elementary	02-116820	08/05/20	\$ 13,566,990	\$ -
Lucerne Elementary	Lake	Lucerne Elementary	01-117840	08/06/20	\$ 1,854,086	\$ 1,854,086
Kern High	Kern	Vista West Continuation High	03-119975	08/07/20	\$ 1,361,899	\$ -
Menifee Union Elementary	Riverside	Menifee Valley Middle	04-118479	08/07/20	\$ 13,500,853	\$ -
Kings Canyon Joint Unified	Fresno	Reedley High	02-117349	08/12/20	\$ 1,387,920	\$ -
Sanger Unified	Fresno	Fairmont Elementary	02-118341	08/17/20	\$ 283,582	\$ -
Kern High	Kern	Stockdale High	03-119974	08/20/20	\$ 1,222,217	\$ -
Kern High	Kern	Highland High	03-120842	08/20/20	\$ 1,015,239	\$ -
Alameda Unified	Alameda	Encinal Junior/Senior High	01-117611	08/26/20	\$ 3,465,835	\$ -
Banta Elementary	San Joaquin	NextGeneration STEAM Academy	02-117674	08/27/20	\$ 3,873,152	\$ -
Knights Ferry Elementary	Stanislaus	Knights Ferry Elementary	02-118085	08/28/20	\$ 830,572	\$ 830,572
Lemoore Union Elementary	Kings	Freedom Elementary	02-117745	09/11/20	\$ 9,100,949	\$ -
Natomas Unified	Sacramento	American Lakes Elementary	02-117838	09/14/20	\$ 4,100,810	\$ -
Jurupa Unified	Riverside	Rubidoux High	04-118923	09/24/20	\$ 1,912,855	\$ -
Kings River-Hardwick Union Elementary	Kings	Kings River-Hardwick Elementary	02-117438	09/30/20	\$ 8,751,298	\$ 8,751,298
Jacoby Creek Elementary	Humboldt	Jacoby Creek Elementary	01-117353	10/02/20	\$ 4,311,564	\$ 4,311,564
Escondido Union	San Diego	Orange Glen Elementary	04-117054	10/02/20	\$ 1,556,375	\$ -
Morgan Hill Unified	Santa Clara	Jackson Academy of Music and Math	01-118503	10/12/20	\$ 3,396,908	\$ -
Placentia-Yorba Linda Unified	Orange	Glenview Elementary	04-119246	10/14/20	\$ 410,469	\$ -
Golden Valley Unified	Madera	Stone Creek Elementary	02-117213	10/16/20	\$ 10,963,665	\$ -
South Fork Union	Kern	South Fork Elementary	Site/Design	10/20/20	\$ 195,623	\$ 195,623
Garfield Elementary	Humboldt	Garfield Elementary	Site/Design	10/23/20	\$ 187,236	\$ 187,236
Imperial Unified	Imperial	Imperial High	04-117603	10/26/20	\$ 1,701,452	\$ -
Sonoma County Office of Education	Sonoma	El Colegio	01-118443	10/29/20	\$ 915,626	\$ -
Temecula Valley Unified	Riverside	STEAM Academy K-8	04-118490	10/29/20	\$ 8,625,543	\$ -
Lodi Unified	San Joaquin	Tokay High	02-117806	11/16/20	\$ 9,155,946	\$ -
Liberty Elementary	Tulare	Liberty Elementary	02-118322	11/16/20	\$ 427,203	\$ -
Millville Elementary	Shasta	Millville Elementary	Site/Design	11/18/20	\$ 728,813	\$ 728,813
Vacaville Unified	Solano	Edwin Markham Elementary	02-117505	11/19/20	\$ 5,451,185	\$ -
Lake Elsinore Unified	Riverside	Railroad Canyon Elementary	04-119156	11/23/20	\$ 899,927	\$ -
Murrieta Valley Unified	Riverside	Murrieta Canyon Academy	04-118896	11/24/20	\$ 8,054,742	\$ -

SFP APPLICATIONS  
New Construction Acknowledged Applications Received Past Existing Authority as of July 31, 2021

District	County	Site Name	DSA Number	50-04 Date Received	Estimated State Grant (a)	Estimated Financial Hardship (b)
Liberty Elementary	Tulare	Liberty Elementary	02-117777	11/30/20	\$ 3,528,693	\$ -
Turlock Unified	Stanislaus	Turlock High	02-117484	12/01/20	\$ 4,622,896	\$ -
Alvina Elementary	Fresno	Alvina Elementary Charter	Site/Design	12/09/20	\$ 359,209	\$ 359,209
Kings Canyon Joint Unified	Fresno	Reedley High	02-117613	01/07/21	\$ 1,609,610	\$ -
Hemet Unified	Riverside	Winchester Elementary	04-118115	01/11/21	\$ 3,650,360	\$ -
Chaffey Joint Union High	San Bernardino	Etiwanda High	04-117824	01/11/21	\$ 5,955,938	\$ -
Jurupa Unified	Riverside	Jurupa Middle	04-118208	01/29/21	\$ 3,500,478	\$ -
Murrieta Valley Unified	Riverside	Murrieta Elementary	04-119432	01/29/21	\$ 4,732,721	\$ -
Lassen View Union Elementary	Tehama	Lassen View Elementary	Site/Design	02/03/21	\$ 1,046,170	\$ 1,046,170
Escondido Union	San Diego	Del Dios Academy of Arts and Sciences	04-118541	02/04/21	\$ 6,600,729	\$ -
Menifee Union Elementary	Riverside	Chester W Morrison Elementary	04-119095	02/12/21	\$ 1,262,376	\$ -
Sulphur Springs Union	Los Angeles	Sulphur Springs Community Elementary	03-120270	02/25/21	\$ 4,833,303	\$ -
Tracy Joint Unified	San Joaquin	North Elementary	02-117324	02/25/21	\$ 3,051,846	\$ -
Novato Unified	Marin	San Marin High	01-117833	02/26/21	\$ 2,747,397	\$ -
Novato Unified	Marin	Novato High	01-117947	02/26/21	\$ 845,651	\$ -
Livermore Valley Joint Unified	Alameda	East Avenue Middle	01-117875	03/01/21	\$ 3,840,483	\$ -
Downey Unified	Los Angeles	Griffiths (Gordon) Middle	03-119094	03/02/21	\$ 6,244,126	\$ -
Fairfield-Suisun Unified	Solano	Mary Bird Early Childhood Education Center	02-118059	03/11/21	\$ 1,576,330	\$ -
Downey Unified	Los Angeles	Sussman (Edward A.) Middle	03-119235	03/19/21	\$ 6,978,954	\$ -
Roseville Joint Union High	Placer	West Park High	02-118062	03/23/21	\$ 21,175,459	\$ -
Downey Unified	Los Angeles	Griffiths (Gordon) Middle	03-119094	03/25/21	\$ 8,937,895	\$ -
Downey Unified	Los Angeles	Sussman (Edward A.) Middle	03-119235	03/25/21	\$ 6,814,000	\$ -
Downey Unified	Los Angeles	Sussman (Edward A.) Middle	03-119235	03/25/21	\$ 8,176,800	\$ -
Natomas Unified	Sacramento	Bannon Creek	02-117840	03/26/21	\$ 1,343,394	\$ -
Natomas Unified	Sacramento	Jefferson Elementary	02-117839	03/26/21	\$ 5,212,918	\$ -
Hesperia Unified	San Bernardino	Joshua Circle Elementary	04-118715	03/31/21	\$ 716,491	\$ -
Hesperia Unified	San Bernardino	Krystal School of Science, Math & Technology	04-118716	03/31/21	\$ 716,491	\$ -
Riverside Unified	Riverside	Monroe Elementary	04-118403	04/01/21	\$ 3,192,154	\$ -
Rio Elementary	Ventura	Rio del Sol	03-117021	04/02/21	\$ 3,856,500	\$ -
Fresno Unified	Fresno	Ericson Elementary	02-116766	04/05/21	\$ 1,008,917	\$ -
Irvine Unified	Orange	Turtle Rock Elementary	04-118628	04/07/21	\$ 1,392,870	\$ -
McFarland Unified	Kern	McFarland High	03-120232	04/16/21	\$ 4,745,947	\$ -
Buckeye Union Elementary	El Dorado	Charter Montessori Valley View Campus	02-118673	05/05/21	\$ 436,875	\$ -
Chico Unified	Butte	Pleasant Valley High	02-117893	05/06/21	\$ 2,419,725	\$ -
Martinez Unified	Contra Costa	Las Juntas Elementary	01-118947	05/10/21	\$ 2,522,309	\$ -
Patterson Joint Unified	Stanislaus	Walnut Grove Elementary	02-117696	05/19/21	\$ 3,541,045	\$ -
Novato Unified	Marin	San Marin High	01-118036	05/19/21	\$ 578,909	\$ -
Novato Unified	Marin	Novato High	01-117948	06/01/21	\$ 545,664	\$ -
Bakersfield City	Kern	Bessie E. Owens Primary	03-120134	06/11/21	\$ 8,750,957	\$ -
Bakersfield City	Kern	Bessie E. Owens Intermediate	03-120102	06/11/21	\$ 6,320,539	\$ -
Kern High	Kern	Del Oro High	03-120275	06/14/21	\$ 56,047,017	\$ -
Visalia Unified	Tulare	Sequoia High	02-116776	06/14/21	\$ 9,329,283	\$ -
Los Banos Unified	Merced	Pacheco High	02-118390	06/15/21	\$ 4,067,088	\$ -
Beaumont Unified	Riverside	Summerwind K-8	04-118509	06/25/21	\$ 16,932,287	\$ -
Placer Union High	Placer	Placer High	02-118451	07/01/21	\$ 1,148,393	\$ -
Liberty Union High	Contra Costa	Freedom High	01-117924	07/02/21	\$ 1,029,633	\$ -
Downey Unified	Los Angeles	Stauffer (Mary R.) Middle	03-119396	07/12/21	\$ 13,982,312	\$ -



SFP APPLICATIONS  
New Construction Acknowledged Applications Received Past Existing Authority as of July 31, 2021

District	County	Site Name	DSA Number	50-04 Date Received	Estimated State Grant (a)	Estimated Financial Hardship (b)
Chico Unified	Butte	Pleasant Valley High	02-117893	07/12/21	\$ 459,756	\$ -
Placer Union High	Placer	Placer High	02-118884	07/14/21	\$ 1,029,633	\$ -
Walnut Valley Unified	Los Angeles	Suzanne Middle	03-120711	07/15/21	\$ 8,316,177	\$ -
Downey Unified	Los Angeles	Doty (Wendy Lopour) Middle	03-119313	07/20/21	\$ 24,633,200	\$ -
Downey Unified	Los Angeles	Doty (Wendy Lopour) Middle	03-119313	07/20/21	\$ 24,032,360	\$ -
Hilmar Unified	Merced	Hilmar High	02-119071	07/21/21	\$ 691,077	\$ -
Beaumont Unified	Riverside	Beaumont Senior High	04-119286	07/30/21	\$ 12,300,336	\$ -

Summary of Received-Exceeds for New Construction Funding		Total (in Dollars)
<b>Subtotal of Estimated State Grant (Column F)</b>		\$ 1,146,473,791
<b>Subtotal of Estimated Financial Hardship (Column G)</b>		\$ 84,497,540
<b>Total of Estimated State Grant and Financial Hardship</b>		<b>\$ 1,230,971,331</b>

SFP APPLICATIONS  
Modernization Acknowledged Applications Received Past Existing Authority as of July 31, 2021

District	County	Site Name	DSA Number	50-04 Date Received	Estimated State Grant (a)	Estimated Financial Hardship (b)
Moreno Valley Unified	Riverside	Moreno Valley High	04-114833	03/01/19	\$ 7,827,616	\$ -
Atascadero Unified	San Luis Obispo	Atascadero High	03-117825	03/01/19	\$ 7,108,925	\$ -
Los Angeles Unified	Los Angeles	One Hundred Thirty-Fifth Street Elementary	03-118219	03/04/19	\$ 2,209,982	\$ -
Garden Grove Unified	Orange	Excelsior Elementary	04-116422	03/04/19	\$ 422,067	\$ -
Franklin-McKinley Elementary	Santa Clara	Santee Elementary	01-117034	03/04/19	\$ 519,956	\$ -
Fresno Unified	Fresno	Slater Elementary	02-115550	03/05/19	\$ 5,193,147	\$ -
Stockton Unified	San Joaquin	Edison High	02-115414	03/06/19	\$ 944,567	\$ -
Temecula Valley Unified	Riverside	Vail Ranch Middle	04-117890	03/06/19	\$ 5,073,700	\$ -
Los Angeles Unified	Los Angeles	Thomas A Edison Middle	03-116609	03/07/19	\$ 9,317,708	\$ -
Garden Grove Unified	Orange	Genevieve M Crosby Elementary	04-116372	03/08/19	\$ 887,314	\$ -
Garden Grove Unified	Orange	Alamitos Intermediate	04-114039	03/08/19	\$ 319,123	\$ -
Atascadero Unified	San Luis Obispo	Fine Arts Academy	03-117570	03/08/19	\$ 1,152,837	\$ -
Los Angeles Unified	Los Angeles	David Starr Jordan Senior High	03-118627	03/11/19	\$ 3,876,338	\$ -
Visalia Unified	Tulare	Redwood High	02-113431	03/13/19	\$ 1,463,385	\$ -
Reef-Sunset Unified	Kings	Kettleman City Elementary	02-116806	03/13/19	\$ 1,028,235	\$ 685,490
Culver City Unified	Los Angeles	El Marino Elementary	03-117814	03/15/19	\$ 741,980	\$ -
Fountain Valley Elementary	Orange	Courreges (Roch) Elementary	04-116586	03/18/19	\$ 608,684	\$ -
Fountain Valley Elementary	Orange	Fulton (Harry C) Middle	04-117590	03/18/19	\$ 2,686,984	\$ -
Robla Elementary	Sacramento	Taylor Street Elementary	02-116689	03/19/19	\$ 2,097,086	\$ -
Moreno Valley Unified	Riverside	Sunnymead Middle	04-117813	03/20/19	\$ 6,321,857	\$ -
Sonora Elementary	Tuolumne	Sonora Elementary	02-114452	03/20/19	\$ 1,993,496	\$ -
Santa Paula Unified	Ventura	Isbell Middle	03-117726	03/20/19	\$ 5,947,976	\$ -
Williams Unified	Colusa	Williams Junior Senior High	Site/Design	03/21/19	\$ 3,405,269	\$ 2,270,179
Novato Unified	Marin	San Jose Middle	01-117262	03/21/19	\$ 1,326,577	\$ -
Soquel Union Elementary	Santa Cruz	Capitola Elementary	01-117113	03/21/19	\$ 1,293,610	\$ -
Soquel Union Elementary	Santa Cruz	Capitola Elementary	01-117113	03/21/19	\$ 3,326,753	\$ -
Glendale Unified	Los Angeles	Crescenta Valley High	03-115497	03/22/19	\$ 4,988,862	\$ -
Pope Valley Union Elementary	Napa	Pope Valley Elementary	01-117294	03/22/19	\$ 322,239	\$ -
Fairfield-Suisun Unified	Solano	Suisun Valley Elementary	02-115701	03/25/19	\$ 2,430,878	\$ -
Azusa Unified	Los Angeles	Center Middle	03-118262	03/27/19	\$ 2,285,349	\$ -
Azusa Unified	Los Angeles	Charles H Lee Elementary	03-118035	03/27/19	\$ 6,076,635	\$ -
Pittsburg Unified	Contra Costa	Parkside Elementary	01-117089	03/28/19	\$ 2,120,250	\$ -
South Fork Union	Kern	South Fork Elementary	Site/Design	04/02/19	\$ 191,565	\$ 127,710
Los Angeles Unified	Los Angeles	George K Porter Middle	03-114965	04/02/19	\$ 7,598,046	\$ -
Chowchilla Elementary	Madera	Merle L Fuller Elementary	02-116478	04/02/19	\$ 2,416,860	\$ -
Huntington Beach City Elementary	Orange	S A Moffett Elementary	04-116538	04/02/19	\$ 424,168	\$ -
Tahoe-Truckee Unified	Placer	Tahoe Truckee High	02-115331	04/02/19	\$ 3,467,947	\$ -
Soquel Union Elementary	Santa Cruz	Main Street Elementary	01-117139	04/02/19	\$ 2,095,486	\$ -
Templeton Unified	San Luis Obispo	Templeton Elementary	03-117573	04/03/19	\$ 1,957,550	\$ -
Armona Union Elementary	Kings	Armona Elementary	02-117025	04/04/19	\$ 2,854,069	\$ 1,902,713
Riverside Unified	Riverside	Harrison Elementary	04-117796	04/04/19	\$ 1,458,062	\$ -
Temecula Valley Unified	Riverside	Helen Hunt Jackson Elementary	04-117950	04/04/19	\$ 1,522,390	\$ -
Riverside Unified	Riverside	Jefferson Elementary	04-117816	04/05/19	\$ 1,110,222	\$ -
Fresno Unified	Fresno	Florence E Rata	02-116111	04/08/19	\$ 819,553	\$ -
Guerneville Elementary	Sonoma	Guerneville Elementary	01-117460	04/08/19	\$ 421,564	\$ -
Moreno Valley Unified	Riverside	Palm Middle	04-117812	04/09/19	\$ 6,732,139	\$ -
Downey Unified	Los Angeles	Downey High	03-118501	04/11/19	\$ 18,649,535	\$ -

SFP APPLICATIONS  
Modernization Acknowledged Applications Received Past Existing Authority as of July 31, 2021

District	County	Site Name	DSA Number	50-04 Date Received	Estimated State Grant (a)	Estimated Financial Hardship (b)
Downey Unified	Los Angeles	Old River Elementary	03-118264	04/11/19	\$ 467,316	\$ -
Downey Unified	Los Angeles	Unsworth (Edith) Elementary	03-118550	04/11/19	\$ 1,821,033	\$ -
Santa Paula Unified	Ventura	Blanchard Elementary	03-117337	04/12/19	\$ 647,211	\$ -
Fremont Unified	Alameda	Mission Valley Elementary	01-117258	04/15/19	\$ 1,367,183	\$ -
Riverside Unified	Riverside	Sunshine Special Education	04-117554	04/15/19	\$ 303,327	\$ -
Fremont Unified	Alameda	Oliveira Elementary	01-117218	04/16/19	\$ 2,381,856	\$ -
Kelseyville Unified	Lake	Kelseyville Elementary	01-111111	04/17/19	\$ 2,020,798	\$ 1,347,199
Azusa Unified	Los Angeles	Paramount Elementary	03-119621	04/17/19	\$ 2,097,086	\$ -
Riverside Unified	Riverside	Madison Elementary	04-117805	04/18/19	\$ 2,213,564	\$ -
Richgrove Elementary	Tulare	Richgrove Elementary	02-117127	04/18/19	\$ 1,293,545	\$ 862,363
Moreno Valley Unified	Riverside	Seneca Elementary	04-117868	04/23/19	\$ 2,519,257	\$ -
Moreno Valley Unified	Riverside	Butterfield Elementary	04-117819	04/23/19	\$ 4,465,560	\$ -
Duarte Unified	Los Angeles	Maxwell Academy (PK-8)	03-118014	04/24/19	\$ 1,196,426	\$ -
Hermosa Beach City Elementary	Los Angeles	North Elementary	03-118625	04/24/19	\$ 2,762,013	\$ -
Grossmont Union High	San Diego	West Hills High	04-116370	04/24/19	\$ 1,903,755	\$ -
San Rafael City Elementary	Marin	Venetia Valley K-8	01-117438	04/25/19	\$ 880,542	\$ -
Capistrano Unified	Orange	Harold Ambuehl Elementary	04-118034	04/25/19	\$ 3,674,147	\$ -
Simi Valley Unified	Ventura	Royal High	03-117455	04/25/19	\$ 1,090,764	\$ -
Parlier Unified	Fresno	Mathew J Brletic Elementary	Site/Design	04/30/19	\$ 318,346	\$ 212,231
Parlier Unified	Fresno	Cesar E Chavez Elementary	Site/Design	04/30/19	\$ 148,376	\$ 98,917
Parlier Unified	Fresno	John C Martinez Elementary	Site/Design	04/30/19	\$ 341,334	\$ 227,556
Parlier Unified	Fresno	Parlier High	Site/Design	04/30/19	\$ 366,567	\$ 244,378
Parlier Unified	Fresno	Parlier Junior High	Site/Design	04/30/19	\$ 159,149	\$ 106,099
Parlier Unified	Fresno	San Joaquin Valley High	Site/Design	04/30/19	\$ 70,419	\$ 46,946
Santa Ana Unified	Orange	Wallace R Davis Elementary	04-117485	05/01/19	\$ 1,431,326	\$ -
Santa Ana Unified	Orange	Martin R Heninger Elementary	04-117486	05/01/19	\$ 1,709,223	\$ -
Orange Unified	Orange	Villa Park High	04-116788	05/02/19	\$ 14,189,194	\$ -
Cupertino Union	Santa Clara	William Faria Elementary	01-116964	05/02/19	\$ 2,277,380	\$ -
Cupertino Union	Santa Clara	Abraham Lincoln Elementary	01-117305	05/02/19	\$ 1,935,966	\$ -
Cupertino Union	Santa Clara	Dwight D Eisenhower Elementary	01-117338	05/02/19	\$ 982,152	\$ -
Cupertino Union	Santa Clara	Chester W Nimitz Elementary	01-117337	05/02/19	\$ 534,543	\$ -
Center Joint Unified	Sacramento	North Country Elementary	02-117134	05/02/19	\$ 3,124,267	\$ 2,082,845
Ontario-Montclair	San Bernardino	Elderberry Elementary	04-116400	05/03/19	\$ 551,893	\$ -
Ontario-Montclair	San Bernardino	Corona Elementary	04-116266	05/03/19	\$ 568,368	\$ -
Escalon Unified	San Joaquin	Dent Elementary	02-116870	05/03/19	\$ 5,066,054	\$ -
Whittier City Elementary	Los Angeles	Wallen L Andrews Elementary	03-115641	05/06/19	\$ 2,226,525	\$ -
Ontario-Montclair	San Bernardino	Del Norte Elementary	04-116398	05/06/19	\$ 636,744	\$ -
Ontario-Montclair	San Bernardino	Vernon Middle	04-116474	05/06/19	\$ 307,389	\$ -
Templeton Unified	San Luis Obispo	Templeton High	03-118310	05/06/19	\$ 3,459,192	\$ -
Mesa Union Elementary	Ventura	Mesa Elementary	Site/Design	05/06/19	\$ 220,709	\$ 147,140
Azusa Unified	Los Angeles	Henry Dalton Elementary	03-118729	05/07/19	\$ 629,912	\$ -
Mountain View Elementary	Los Angeles	Cogswell Elementary	03-119711	05/07/19	\$ 5,784,370	\$ -
Mountain View Elementary	Los Angeles	Monte Vista Elementary	03-119713	05/07/19	\$ 5,959,609	\$ -
Mountain View Elementary	Los Angeles	Charles T Kranz Intermediate	03-119702	05/07/19	\$ 7,017,104	\$ -
Mountain View Elementary	Los Angeles	Miramonte Elementary	03-119021	05/07/19	\$ 3,115,962	\$ -
Mountain View Elementary	Los Angeles	Miramonte Elementary	03-119684	05/07/19	\$ 2,793,804	\$ -
Riverside Unified	Riverside	Sierra Middle	04-117469	05/08/19	\$ 98,997	\$ -

SFP APPLICATIONS  
Modernization Acknowledged Applications Received Past Existing Authority as of July 31, 2021

District	County	Site Name	DSA Number	50-04 Date Received	Estimated State Grant (a)	Estimated Financial Hardship (b)
Redding Elementary	Shasta	Manzanita Elementary	02-117223	05/08/19	\$ 705,100	\$ -
Grossmont Union High	San Diego	El Capitan High	04-117430	05/09/19	\$ 155,309	\$ -
Templeton Unified	San Luis Obispo	Templeton High	03-116805	05/09/19	\$ 1,467,363	\$ -
Edison Elementary	Kern	Orangewood Elementary	03-113574	05/10/19	\$ 740,114	\$ 493,409
Paramount Unified	Los Angeles	Lakewood Elementary	03-118687	05/15/19	\$ 2,643,486	\$ -
Folsom-Cordova Unified	Sacramento	Theodore Judah Elementary	02-117436	05/16/19	\$ 1,638,194	\$ -
Capistrano Unified	Orange	Palisades Elementary	04-118015	05/20/19	\$ 3,509,415	\$ -
Saddleback Valley Unified	Orange	Lake Forest Elementary	04-117699	05/20/19	\$ 4,906,308	\$ -
Coachella Valley Unified	Riverside	Palm View Elementary	04-117174	05/20/19	\$ 2,729,876	\$ -
El Tejon Unified	Kern	Frazier Park Elementary	Site/Design	05/20/19	\$ 234,941	\$ 156,627
El Tejon Unified	Kern	Frazier Mountain High	Site/Design	05/20/19	\$ 253,703	\$ 169,135
El Tejon Unified	Kern	El Tejon Elementary	Site/Design	05/20/19	\$ 194,246	\$ 129,498
Island Union Elementary	Kings	Island Elementary	Site/Design	05/23/19	\$ 252,264	\$ 168,176
Downey Unified	Los Angeles	Lewis (Ed C) Elementary	03-117694	05/23/19	\$ 1,209,734	\$ -
Novato Unified	Marin	Loma Verde Elementary	01-118002	05/23/19	\$ 472,056	\$ -
Novato Unified	Marin	Lynwood Elementary	01-118003	05/23/19	\$ 1,184,380	\$ -
Folsom-Cordova Unified	Sacramento	Folsom Hills Elementary	02-117187	05/23/19	\$ 3,060,565	\$ -
Oxnard	Ventura	Christa McAuliffe Elementary	03-115302	05/29/19	\$ 119,762	\$ -
Greenfield Union Elementary	Monterey	Vista Verde Middle	Site/Design	05/31/19	\$ 174,974	\$ 116,649
Greenfield Union Elementary	Monterey	Mary Chapa Academy	Site/Design	05/31/19	\$ 342,363	\$ 228,242
Greenfield Union Elementary	Monterey	Oak Avenue Elementary	Site/Design	05/31/19	\$ 235,195	\$ 156,797
Capistrano Unified	Orange	Aliso Niguel High	04-117252	05/31/19	\$ 2,455,487	\$ -
Santa Ynez Valley Union High	Santa Barbara	Santa Ynez Valley Union High	03-119086	05/31/19	\$ 1,583,921	\$ -
Tustin Unified	Orange	C C Lambert Elementary	04-114722	05/31/19	\$ 563,209	\$ -
Tustin Unified	Orange	C E Utt Middle	04-117972	05/31/19	\$ 1,823,626	\$ -
Tustin Unified	Orange	Robert Heideman Elementary	04-115919	05/31/19	\$ 921,615	\$ -
Tustin Unified	Orange	Tustin High	04-114732	05/31/19	\$ 2,301,359	\$ -
Tustin Unified	Orange	Tustin High	04-113709	05/31/19	\$ 2,301,359	\$ -
Manhattan Beach Unified	Los Angeles	Pacific Elementary	03-119544	05/31/19	\$ 2,064,634	\$ -
Manhattan Beach Unified	Los Angeles	Mira Costa High	03-119547	05/31/19	\$ 1,769,028	\$ -
Placer Union High	Placer	Colfax High	02-117341	06/04/19	\$ 1,471,979	\$ -
Placer Union High	Placer	Placer High	02-117359	06/04/19	\$ 3,804,717	\$ -
Freshwater Elementary	Humboldt	Freshwater Elementary	01-118041	06/05/19	\$ 415,960	\$ 277,307
San Jose Unified	Santa Clara	Willow Glen Elementary	01-108097	06/05/19	\$ 1,651,049	\$ -
Irvine Unified	Orange	Lakeside Middle	04-116529	06/06/19	\$ 435,346	\$ -
Irvine Unified	Orange	Bonita Canyon Elementary	04-115833	06/06/19	\$ 152,715	\$ -
Irvine Unified	Orange	Greentree Elementary	04-115813	06/06/19	\$ 249,055	\$ -
John Swett Unified	Contra Costa	John Swett High	01-117014	06/11/19	\$ 3,398,076	\$ -
Newport-Mesa Unified	Orange	Harbor View Elementary	04-118010	06/12/19	\$ 2,603,395	\$ -
Newport-Mesa Unified	Orange	Maude B Davis Elementary	04-116609	06/12/19	\$ 1,087,192	\$ -
Santa Barbara Unified	Santa Barbara	Washington Elementary	03-118821	06/12/19	\$ 760,269	\$ -
Santa Barbara Unified	Santa Barbara	Cleveland Elementary	03-118822	06/12/19	\$ 860,420	\$ -
San Joaquin County Office of Education	San Joaquin	John J McFall Elementary	Site/Design	06/13/19	\$ 496,086	\$ 330,724
Yuba County Office of Education	Yuba	Virginia School	02-117118	06/13/19	\$ 282,975	\$ 188,650
Whittier City Elementary	Los Angeles	Orange Grove Elementary	03-105736	06/13/19	\$ 1,689,998	\$ -
Norris Elementary	Kern	Olive Drive Elementary	03-118389	06/14/19	\$ 2,343,802	\$ -
San Francisco Unified	San Francisco	Washington (George) High	01-117610	06/14/19	\$ 16,508,360	\$ -

SFP APPLICATIONS  
Modernization Acknowledged Applications Received Past Existing Authority as of July 31, 2021

District	County	Site Name	DSA Number	50-04 Date Received	Estimated State Grant (a)	Estimated Financial Hardship (b)
Piedmont City Unified	Alameda	Piedmont High	01-117533	06/18/19	\$ 2,058,582	\$ -
San Jose Unified	Santa Clara	Peter Burnett Middle	01-115531	06/18/19	\$ 1,177,524	\$ -
San Jose Unified	Santa Clara	Willow Glen Middle	01-108624	06/18/19	\$ 1,256,733	\$ -
Santa Ana Unified	Orange	Walker Elementary	04-117489	06/19/19	\$ 2,465,677	\$ -
Santa Ana Unified	Orange	Cesar E Chavez High	04-117484	06/19/19	\$ 1,141,119	\$ -
Santa Ana Unified	Orange	Pio Pico Elementary	04-117488	06/19/19	\$ 2,116,589	\$ -
Elk Grove Unified	Sacramento	Sheldon High	02-117205	06/19/19	\$ 3,424,572	\$ -
Newport-Mesa Unified	Orange	Estancia High	04-115751	06/21/19	\$ 2,220,906	\$ -
Newport-Mesa Unified	Orange	Heinz Kaiser Elementary	04-116993	06/21/19	\$ 1,742,838	\$ -
Tustin Unified	Orange	Foothill High	04-113765	06/24/19	\$ 1,730,669	\$ -
Yuba County Office of Education	Yuba	Anna Bell Karr	02-117468	06/25/19	\$ 195,789	\$ 130,526
San Ramon Valley Unified	Contra Costa	Twin Creeks Elementary	01-114608	06/25/19	\$ 716,811	\$ -
Kings Canyon Joint Unified	Fresno	Great Western Elementary	02-116561	06/25/19	\$ 2,240,181	\$ -
Whittier City Elementary	Los Angeles	Lou Henry Hoover Elementary	03-105735	06/26/19	\$ 2,910,388	\$ -
San Marcos Unified	San Diego	Alvin M Dunn Elementary	04-116805	06/26/19	\$ 1,013,632	\$ -
Garden Grove Unified	Orange	Faylane Elementary	04-113987	06/27/19	\$ 337,455	\$ -
Garden Grove Unified	Orange	Riverdale Elementary	04-116420	06/27/19	\$ 715,239	\$ -
Garden Grove Unified	Orange	Parkview Elementary	04-116276	06/27/19	\$ 535,442	\$ -
Garden Grove Unified	Orange	R F Hazard Elementary	04-115414	06/27/19	\$ 138,941	\$ -
Garden Grove Unified	Orange	Donald S Jordan Intermediate	04-114033	06/27/19	\$ 257,453	\$ -
Monterey Peninsula Unified	Monterey	Monterey High	01-117753	06/28/19	\$ 1,847,583	\$ -
Eureka City Schools	Humboldt	Lincoln Elementary	01-111362	06/28/19	\$ 2,151,390	\$ -
San Francisco Unified	San Francisco	Lafayette Elementary	01-117769	07/01/19	\$ 1,746,645	\$ -
San Ramon Valley Unified	Contra Costa	Sycamore Valley Elementary	01-117096	07/02/19	\$ 3,098,753	\$ -
Davis Joint Unified	Yolo	Ralph Waldo Emerson Junior High	02-114292	07/03/19	\$ 1,957,608	\$ -
Santa Barbara Unified	Santa Barbara	Santa Barbara Junior High	03-118649	07/03/19	\$ 5,836,750	\$ -
Moreno Valley Unified	Riverside	Serrano Elementary	04-117854	07/11/19	\$ 3,284,803	\$ 2,189,869
Moreno Valley Unified	Riverside	Hidden Springs Elementary	04-117846	07/11/19	\$ 1,277,989	\$ 851,993
Moreno Valley Unified	Riverside	Hendrick Ranch Elementary	04-117881	07/11/19	\$ 1,818,818	\$ 1,212,545
Moreno Valley Unified	Riverside	Cloverdale Elementary	04-117856	07/11/19	\$ 3,815,272	\$ 2,543,515
Moreno Valley Unified	Riverside	Bear Valley Elementary	04-117898	07/11/19	\$ 4,476,071	\$ 2,984,047
Moreno Valley Unified	Riverside	Mountain View Middle	04-117823	07/11/19	\$ 6,770,235	\$ 4,513,490
Moreno Valley Unified	Riverside	Honey Hollow Elementary	04-117855	07/11/19	\$ 3,141,216	\$ 2,094,144
Moreno Valley Unified	Riverside	Ridge Crest Elementary	04-117820	07/11/19	\$ 2,695,299	\$ 1,796,866
Yuba County Office of Education	Yuba	Virginia School	02-117579	07/19/19	\$ 843,714	\$ 562,476
Placer Union High	Placer	Del Oro High	02-117360	07/19/19	\$ 3,939,831	\$ -
Azusa Unified	Los Angeles	Charles H Lee Elementary	03-120002	07/22/19	\$ 2,799,664	\$ -
Azusa Unified	Los Angeles	Gladstone High	03-116754	07/22/19	\$ 867,640	\$ -
Galt Joint Union Elementary	Sacramento	Vernon E Greer Elementary	02-116669	07/22/19	\$ 2,249,078	\$ -
Washington Unified	Yolo	Elkhorn Village Elementary	02-114393	07/23/19	\$ 1,425,135	\$ -
San Jose Unified	Santa Clara	Leland High	01-109290	07/26/19	\$ 2,172,167	\$ -
Montague Elementary	Siskiyou	Montague Elementary	Site/Design	07/26/19	\$ 1,221,836	\$ 814,557
Tulare County Office of Education	Tulare	LB Hill Learning Cntr	02-117142	08/02/19	\$ 1,360,110	\$ 906,740
Fremont Unified	Alameda	John M Horner Junior High	01-116600	08/02/19	\$ 3,154,754	\$ -
San Francisco Unified	San Francisco	Milk (Harvey) Civil Rights Elementary	01-118065	08/05/19	\$ 1,059,695	\$ -
Novato Unified	Marin	San Marin High	01-117833	08/07/19	\$ 756,041	\$ -
Redwood City Elementary	San Mateo	John F Kennedy Middle	01-117968	08/08/19	\$ 3,277,173	\$ -



SFP APPLICATIONS  
Modernization Acknowledged Applications Received Past Existing Authority as of July 31, 2021

District	County	Site Name	DSA Number	50-04 Date Received	Estimated State Grant (a)	Estimated Financial Hardship (b)
Los Angeles Unified	Los Angeles	Audubon Middle	03-117732	08/09/19	\$ 2,245,921	\$ -
Los Angeles Unified	Los Angeles	Tenth Street Elementary	03-114945	08/09/19	\$ 2,319,140	\$ -
Roseville Joint Union High	Placer	Granite Bay High	02-117352	08/09/19	\$ 2,784,623	\$ -
Roseville Joint Union High	Placer	Oakmont High	02-117308	08/09/19	\$ 3,192,270	\$ -
Monson-Sultana Joint Union Elementary	Tulare	Monson-Sultana Elementary	02-117490	08/09/19	\$ 905,713	\$ -
Culver City Unified	Los Angeles	La Ballona Elementary	03-117972	08/12/19	\$ 448,287	\$ -
Novato Unified	Marin	Novato High	01-117947	08/12/19	\$ 1,432,028	\$ -
Corona-Norco Unified	Riverside	Norco Intermediate	04-117938	08/12/19	\$ 812,816	\$ -
Stockton Unified	San Joaquin	Cleveland Elementary	02-116886	08/12/19	\$ 3,874,216	\$ -
Moreno Valley Unified	Riverside	Canyon Springs High	04-117843	08/13/19	\$ 15,244,687	\$ -
Orange Unified	Orange	Canyon High	04-117300	08/14/19	\$ 7,032,986	\$ -
Kern High	Kern	Bakersfield High	03-118972	08/16/19	\$ 13,705,939	\$ -
Tahoe-Truckee Unified	Placer	Sierra Expeditionary Learning	02-114939	08/16/19	\$ 1,146,384	\$ -
Los Angeles Unified	Los Angeles	Sixty-Eight Street Elementary	03-118160	08/19/19	\$ 1,690,286	\$ -
Whittier City Elementary	Los Angeles	Mill Elementary	03-106560	08/19/19	\$ 1,393,200	\$ -
Grass Valley Elementary	Nevada	Grass Valley Charter	02-117269	08/19/19	\$ 2,556,209	\$ -
Grass Valley Elementary	Nevada	Margaret G Scotten Elementary	02-117268	08/19/19	\$ 2,476,211	\$ -
Los Nietos	Los Angeles	Aeolian Elementary	03-114092	08/23/19	\$ 2,812,991	\$ -
Elk Grove Unified	Sacramento	Joseph Kerr Middle	02-117149	08/23/19	\$ 2,188,989	\$ -
Lucia Mar Unified	San Luis Obispo	Oceano Elementary	03-118642	08/26/19	\$ 1,690,526	\$ -
Lucia Mar Unified	San Luis Obispo	Mesa Middle	03-118807	08/26/19	\$ 2,934,810	\$ -
Moraga Elementary	Contra Costa	Camino Pablo Elementary	01-117857	08/26/19	\$ 701,440	\$ -
Le Grand Union	Merced	Le Grand Elementary	Site/Design	08/26/19	\$ 302,660	\$ 201,774
Colusa Unified	Colusa	Burchfield Primary	02-114561	08/28/19	\$ 1,147,073	\$ -
Colusa Unified	Colusa	Colusa High	02-114560	08/28/19	\$ 1,178,921	\$ -
Colusa Unified	Colusa	Egling Middle	02-114558	08/28/19	\$ 1,413,093	\$ -
Saddleback Valley Unified	Orange	Rancho Santa Margarita	04-117874	08/29/19	\$ 6,019,974	\$ -
Desert Sands Unified	Riverside	Indio Middle	04-117991	08/29/19	\$ 4,500,965	\$ -
Riverside Unified	Riverside	Magnolia Elementary	04-117814	08/29/19	\$ 670,308	\$ -
Riverside Unified	Riverside	Fremont Elementary	04-117892	08/29/19	\$ 1,494,294	\$ -
Azusa Unified	Los Angeles	Murray Elementary	03-118150	08/30/19	\$ 1,372,382	\$ -
San Francisco Unified	San Francisco	Garfield Elementary	01-117815	08/30/19	\$ 1,805,257	\$ -
Kern Union High	Kern	North High	03-114830	09/03/19	\$ 4,559,315	\$ -
Chicago Park Elementary	Nevada	Chicago Park Elementary	02-117469	09/04/19	\$ 242,080	\$ 161,387
Chicago Park Elementary	Nevada	Chicago Park Community Charter	02-117469	09/04/19	\$ 439,813	\$ 293,209
Bennett Valley Union Elementary	Sonoma	Yulupa Elementary	01-112640	09/12/19	\$ 264,042	\$ -
Hanford Elementary	Kings	Lincoln Elementary	02-117625	09/13/19	\$ 2,683,314	\$ -
Hanford Elementary	Kings	George Washington	02-117307	09/13/19	\$ 2,476,072	\$ -
Desert Sands Unified	Riverside	Kennedy Elementary	04-118249	09/16/19	\$ 402,918	\$ -
Newport-Mesa Unified	Orange	Wilson Elementary	04-116611	09/17/19	\$ 1,802,983	\$ -
San Jose Unified	Santa Clara	Willow Glen High	01-108611	09/17/19	\$ 2,212,543	\$ -
San Jose Unified	Santa Clara	Lincoln High	01-117168	09/17/19	\$ 2,538,379	\$ -
Moreno Valley Unified	Riverside	Vista Heights	04-117821	09/19/19	\$ 6,163,856	\$ 4,109,237
Riverside Unified	Riverside	Adams Elementary	04-118175	09/19/19	\$ 1,012,227	\$ -
Panama-Buena Vista Union	Kern	Panama Elementary	03-118288	09/26/19	\$ 3,301,060	\$ -
Saugus Union Elementary	Los Angeles	Plum Canyon Elementary	03-119335	09/26/19	\$ 1,233,580	\$ -
Etiwanda Elementary	San Bernardino	Windrows Elementary	04-116986	09/26/19	\$ 3,255,348	\$ 2,170,232

SFP APPLICATIONS  
Modernization Acknowledged Applications Received Past Existing Authority as of July 31, 2021

District	County	Site Name	DSA Number	50-04 Date Received	Estimated State Grant (a)	Estimated Financial Hardship (b)
Walnut Valley Unified	Los Angeles	Diamond Bar High	03-119136	09/30/19	\$ 13,519,632	\$ -
Center Joint Unified	Sacramento	Oak Hill Elementary	02-117135	09/30/19	\$ 3,641,528	\$ -
Moreno Valley Unified	Riverside	Badger Springs Middle	04-117899	10/08/19	\$ 5,234,589	\$ 3,489,726
Alta Vista Elementary	Tulare	Alta Vista Elementary	02-117379	10/08/19	\$ 1,656,832	\$ 1,104,555
Rockford Elementary	Tulare	Rockford Elementary	02-117409	10/08/19	\$ 442,844	\$ -
Wheatland Union High	Yuba	Wheatland Union High	02-117351	10/09/19	\$ 3,786,222	\$ -
Monterey Peninsula Unified	Monterey	George C Marshall Elementary	01-118121	10/11/19	\$ 691,138	\$ -
Monterey Peninsula Unified	Monterey	Highland Elementary	01-118108	10/11/19	\$ 550,516	\$ -
Monterey Peninsula Unified	Monterey	Monte Vista Elementary	01-118005	10/11/19	\$ 2,092,964	\$ -
Monterey Peninsula Unified	Monterey	Marina Vista Elementary	01-118107	10/14/19	\$ 754,887	\$ -
Sacramento City Unified	Sacramento	American Legion High (Continuation)	02-116158	10/17/19	\$ 376,386	\$ -
Sacramento City Unified	Sacramento	West Campus	02-115633	10/17/19	\$ 540,268	\$ -
Washington Unified	Yolo	Washington Middle College High	02-114394	10/17/19	\$ 1,243,180	\$ -
Visalia Unified	Tulare	Golden West High	02-116479	10/18/19	\$ 11,715,960	\$ -
Whittier City Elementary	Los Angeles	Daniel Phelan Elementary	03-106561	10/23/19	\$ 1,769,640	\$ -
Whittier City Elementary	Los Angeles	Lydia Jackson Elementary	03-107193	10/23/19	\$ 1,434,996	\$ -
Whittier City Elementary	Los Angeles	West Whittier Elementary	03-107194	10/23/19	\$ 5,566,584	\$ -
Elk Grove Unified	Sacramento	Foulks Ranch Elementary	02-117399	10/24/19	\$ 2,043,360	\$ -
Monterey Peninsula Unified	Monterey	La Mesa Elementary	01-118004	10/25/19	\$ 260,145	\$ -
Monterey Peninsula Unified	Monterey	Foothill Elementary	01-118109	10/25/19	\$ 666,640	\$ -
Redwood City Elementary	San Mateo	Orion Alternative	01-117236	10/25/19	\$ 550,482	\$ -
North Cow Creek Elementary	Shasta	North Cow Creek Elementary	Site/Design	10/25/19	\$ 252,263	\$ 168,176
Palmdale Elementary	Los Angeles	Dos Caminos Elementary	03-115845	10/30/19	\$ 906,607	\$ -
Glendale Unified	Los Angeles	College View	03-115058	10/31/19	\$ 1,313,607	\$ -
Mission Union Elementary	Monterey	Mission Elementary	01-118422	10/31/19	\$ 334,060	\$ 222,707
Corcoran Joint Unified	Kings	John Muir Middle	02-116090	11/08/19	\$ 1,888,499	\$ -
Corcoran Joint Unified	Kings	Mark Twain Elementary	02-116065	11/08/19	\$ 1,668,660	\$ -
Riverside Unified	Riverside	University Heights Middle	04-117674	11/14/19	\$ 418,281	\$ -
Sylvan Union Elementary	Stanislaus	Elizabeth Ustach Middle	02-117460	11/18/19	\$ 5,174,338	\$ -
Plaza Elementary	Glenn	Plaza Elementary	02-117528	11/19/19	\$ 1,022,988	\$ 681,992
Hanford Elementary	Kings	Lee Richmond Elementary	02-117535	11/19/19	\$ 1,533,537	\$ -
Hesperia Unified	San Bernardino	Joshua Circle Elementary	04-117025	11/19/19	\$ 2,061,850	\$ -
Hesperia Unified	San Bernardino	Sultana High	04-117026	11/19/19	\$ 2,040,420	\$ -
Whittier City Elementary	Los Angeles	Christian Sorensen Elementary	03-115379	11/20/19	\$ 3,126,055	\$ -
Centralia Elementary	Orange	San Marino Elementary	04-118111	11/21/19	\$ 532,907	\$ -
Oak Park Unified	Ventura	Brookside Elementary	03-119461	11/21/19	\$ 2,943,843	\$ -
Hanford Elementary	Kings	Roosevelt Elementary	02-117610	11/25/19	\$ 1,205,134	\$ -
Burton Elementary	Tulare	Oak Grove Elementary	02-117043	11/25/19	\$ 2,939,952	\$ -
Burton Elementary	Tulare	Burton Elementary	02-117097	11/25/19	\$ 1,776,355	\$ -
Burton Elementary	Tulare	Jim Maples Academy	02-117158	11/25/19	\$ 2,122,800	\$ -
Santa Paula Unified	Ventura	Barbara Webster Elementary	03-117697	11/25/19	\$ 1,791,587	\$ -
Waterford Unified	Stanislaus	Richard M Moon Primary	Site/Design	11/26/19	\$ 408,014	\$ 272,009
Waterford Unified	Stanislaus	Lucille Whitehead Intermediate	Site/Design	11/26/19	\$ 95,434	\$ 63,623
Waterford Unified	Stanislaus	Waterford Junior High	Site/Design	11/26/19	\$ 230,927	\$ 153,951
Waterford Unified	Stanislaus	Sentinel High	Site/Design	11/26/19	\$ 16,399	\$ 10,933
Moraga Elementary	Contra Costa	Donald L Rheem Elementary	01-117858	12/02/19	\$ 2,671,694	\$ -
Morongo Unified	San Bernardino	Yucca Valley High	04-118319	12/02/19	\$ 1,384,070	\$ -

SFP APPLICATIONS  
Modernization Acknowledged Applications Received Past Existing Authority as of July 31, 2021

District	County	Site Name	DSA Number	50-04 Date Received	Estimated State Grant (a)	Estimated Financial Hardship (b)
Mountain View-Los Altos Union High	Santa Clara	Mountain View High	01-117904	12/02/19	\$ 3,835,811	\$ -
Los Alamitos Unified	Orange	Rossmoor Elementary	04-114736	12/04/19	\$ 626,198	\$ -
Los Nietos	Los Angeles	Ada S Nelson Elementary	03-114094	12/06/19	\$ 2,021,740	\$ -
Whittier City Elementary	Los Angeles	Katherine Edwards Middle	03-118600	12/18/19	\$ 6,543,024	\$ -
Riverside Unified	Riverside	Alcott Elementary	04-117959	12/19/19	\$ 1,013,094	\$ -
Los Angeles Unified	Los Angeles	Ninety-Third Street Elementary	03-116755	12/20/19	\$ 900,630	\$ -
Los Angeles Unified	Los Angeles	Foshay Learning Center	03-116888	12/20/19	\$ 4,012,461	\$ -
Los Angeles Unified	Los Angeles	Venice Senior High	03-119154	12/20/19	\$ 7,478,560	\$ -
San Rafael City High	Marin	San Rafael High	01-115533	12/20/19	\$ 986,446	\$ -
Monterey Peninsula Unified	Monterey	Seaside Middle	01-118122	12/20/19	\$ 2,011,747	\$ -
Riverside Unified	Riverside	Longfellow Elementary	04-117960	12/26/19	\$ 1,356,938	\$ -
Rosemead Elementary	Los Angeles	Muscatal Middle	03-109178	01/06/20	\$ 4,030,939	\$ -
Little Lake City Elementary	Los Angeles	Lakeside Middle	03-115454	01/13/20	\$ 4,543,695	\$ -
Corona-Norco Unified	Riverside	Jefferson Elementary	04-118005	01/15/20	\$ 2,544,857	\$ -
Center Joint Unified	Sacramento	Center High	02-117487	01/16/20	\$ 8,971,020	\$ 5,980,680
Woodlake Unified	Tulare	Woodlake Valley Middle	02-117237	01/16/20	\$ 1,735,245	\$ -
Calexico Unified	Imperial	Calexico High	04-117794	01/21/20	\$ 18,119,529	\$ -
Redwood City Elementary	San Mateo	Hawes Elementary	01-117951	01/21/20	\$ 491,590	\$ -
Los Nietos	Los Angeles	Los Nietos Middle	03-116199	01/24/20	\$ 569,446	\$ -
Rosemead Elementary	Los Angeles	Muscatal Middle	03-114328	01/24/20	\$ 1,904,011	\$ -
Oak Park Unified	Ventura	Medea Creek Middle	03-119462	01/24/20	\$ 5,746,358	\$ -
Monterey County Office of Education	Monterey	Bard Blades (TMR)	01-117689	01/27/20	\$ 814,737	\$ -
San Lorenzo Unified	Alameda	Colonial Acres Elementary	01-116536	01/27/20	\$ 1,022,207	\$ -
Los Angeles Unified	Los Angeles	Susan Miller Dorsey Senior High	03-117794	01/28/20	\$ 872,225	\$ -
Anaheim Union High	Orange	Western High	04-118221	01/28/20	\$ 2,579,977	\$ -
East Side Union High	Santa Clara	William C Overfelt High	01-117865	01/28/20	\$ 246,855	\$ -
Whittier City Elementary	Los Angeles	Longfellow Elementary	03-106559	01/29/20	\$ 3,420,166	\$ -
Tulare City	Tulare	Roosevelt Elementary	02-114627	01/29/20	\$ 2,470,914	\$ -
Central Union High	Imperial	Southwest High	04-118097	01/31/20	\$ 1,349,208	\$ -
Las Virgenes Unified	Los Angeles	White Oak Elementary	03-101924	02/03/20	\$ 1,351,367	\$ -
Garden Grove Unified	Orange	Morningside Elementary	04-115411	02/04/20	\$ 273,783	\$ -
Walnut Valley Unified	Los Angeles	South Pointe Middle	03-118739	02/04/20	\$ 950,894	\$ -
Los Alamitos Unified	Orange	Jack L Weaver Elementary	04-116464	02/04/20	\$ 355,161	\$ -
Castro Valley Unified	Alameda	Creekside Middle	01-117540	02/05/20	\$ 1,165,308	\$ -
Long Beach Unified	Los Angeles	Alvarado Elementary	03-119262	02/06/20	\$ 2,002,889	\$ -
Long Beach Unified	Los Angeles	Bixby Elementary	03-119200	02/06/20	\$ 2,585,231	\$ -
Greenfield Union	Kern	Planz Elementary	Site/Design	02/07/20	\$ 228,942	\$ 152,628
Greenfield Union	Kern	Plantation Elementary	Site/Design	02/07/20	\$ 172,273	\$ 114,849
Greenfield Union	Kern	Leon H Ollivier Middle	Site/Design	02/07/20	\$ 899,293	\$ 599,529
Greenfield Union	Kern	Raffaello Palla Elementary	Site/Design	02/07/20	\$ 698,160	\$ 465,440
Greenfield Union	Kern	McKee Middle	Site/Design	02/07/20	\$ 655,251	\$ 436,834
Greenfield Union	Kern	W A Kendrick Elementary	Site/Design	02/07/20	\$ 615,801	\$ 410,534
Greenfield Union	Kern	Greenfield Middle	Site/Design	02/07/20	\$ 234,649	\$ 156,433
Greenfield Union	Kern	Fairview Elementary	Site/Design	02/07/20	\$ 423,162	\$ 282,108
Long Beach Unified	Los Angeles	Muir Elementary	03-119244	02/07/20	\$ 7,924,918	\$ -
Centralia Elementary	Orange	Los Coyotes Elementary	04-118606	02/07/20	\$ 125,931	\$ -
Fountain Valley Elementary	Orange	Tamura (Hisamatsu) Elementary	04-117588	02/10/20	\$ 1,476,090	\$ -



SFP APPLICATIONS  
Modernization Acknowledged Applications Received Past Existing Authority as of July 31, 2021

District	County	Site Name	DSA Number	50-04 Date Received	Estimated State Grant (a)	Estimated Financial Hardship (b)
Fountain Valley Elementary	Orange	Newland (William T) Elementary	04-117591	02/10/20	\$ 2,318,769	\$ -
Del Norte County Unified	Del Norte	Mary Peacock Elementary	01-118086	02/11/20	\$ 1,883,811	\$ 1,255,874
Del Norte County Unified	Del Norte	Bess Maxwell Elementary	01-118085	02/11/20	\$ 1,423,794	\$ 949,196
Del Norte County Unified	Del Norte	Pine Grove Elementary	01-118087	02/11/20	\$ 1,153,663	\$ 769,109
Garden Grove Unified	Orange	Newhope Elementary	04-114093	02/11/20	\$ 432,606	\$ -
San Ramon Valley Unified	Contra Costa	Rancho Romero Elementary	01-116911	02/13/20	\$ 3,143,938	\$ -
San Ramon Valley Unified	Contra Costa	Vista Grande Elementary	01-116980	02/13/20	\$ 2,013,096	\$ -
Redwood City Elementary	San Mateo	Henry Ford Elementary	01-117900	02/18/20	\$ 1,857,848	\$ -
Martinez Unified	Contra Costa	John Muir Elementary	01-118033	02/24/20	\$ 863,677	\$ -
Kelseyville Unified	Lake	Riviera Elementary	01-118093	02/24/20	\$ 1,497,543	\$ 998,362
Kelseyville Unified	Lake	Mountain Vista Middle	01-117974	02/24/20	\$ 2,445,681	\$ -
Palo Alto Unified	Santa Clara	Palo Alto High	01-115352	02/24/20	\$ 2,528,747	\$ -
Kelseyville Unified	Lake	Kelseyville Elementary	01-118115	02/26/20	\$ 1,208,056	\$ 805,371
Chino Valley Unified	San Bernardino	Ruben S Ayala High	04-118029	02/27/20	\$ 7,953,343	\$ -
Moreno Valley Unified	Riverside	North Ridge Elementary	04-117822	02/28/20	\$ 3,739,924	\$ -
Cajon Valley Union	San Diego	Johnson Elementary	04-118531	02/28/20	\$ 126,661	\$ -
Downey Unified	Los Angeles	Stauffer (Mary R) Middle	03-119396	03/02/20	\$ 1,326,775	\$ -
Brentwood Union Elementary	Contra Costa	Edna Hill Middle	01-118117	03/03/20	\$ 3,020,040	\$ -
West Contra Costa Unified	Contra Costa	Wilson Elementary	01-117849	03/03/20	\$ 3,844,145	\$ -
Norwalk-La Mirada Unified	Los Angeles	La Mirada High	03-118224	03/03/20	\$ 976,743	\$ -
Long Beach Unified	Los Angeles	Madison Elementary	03-119241	03/04/20	\$ 3,795,170	\$ -
Carlsbad Unified	San Diego	Magnolia Elementary	04-118609	03/04/20	\$ 881,515	\$ -
Manhattan Beach Unified	Los Angeles	Opal Robinson Elementary	03-120170	03/04/20	\$ 5,158,125	\$ -
West Contra Costa Unified	Contra Costa	Richmond Unified Alter Ed	01-118099	03/05/20	\$ 1,245,850	\$ -
San Francisco Unified	San Francisco	Sheridan Elementary	01-118281	03/05/20	\$ 838,564	\$ -
Sunnyside Union Elementary	Tulare	Sunnyside Elementary	Site/Design	03/06/20	\$ 234,947	\$ 156,631
Santee	San Diego	Pepper Drive Elementary	04-114604	03/09/20	\$ 5,936,708	\$ -
Happy Valley Elementary	Santa Cruz	Happy Valley Elementary	01-117408	03/10/20	\$ 921,035	\$ 614,023
Little Lake City Elementary	Los Angeles	Lake Center Middle	03-115453	03/12/20	\$ 5,032,565	\$ -
Little Lake City Elementary	Los Angeles	Lakeland Elementary	03-116782	03/13/20	\$ 3,256,864	\$ -
Liberty Union High	Contra Costa	Liberty High	01-117742	03/16/20	\$ 5,750,850	\$ -
Los Angeles Unified	Los Angeles	Manhattan Place Elementary	03-117569	03/16/20	\$ 2,228,899	\$ -
Manhattan Beach Unified	Los Angeles	Meadows Avenue Elementary	03-120169	03/16/20	\$ 1,448,092	\$ -
Santee	San Diego	Sycamore Canyon Elementary	04-118743	03/17/20	\$ 280,308	\$ -
Santee	San Diego	PRIDE Academy at Prospect Avenue	04-118742	03/18/20	\$ 280,308	\$ -
Ontario-Montclair	San Bernardino	Central Language Academy	04-118489	03/19/20	\$ 493,206	\$ -
Ontario-Montclair	San Bernardino	Euclid Elementary	04-118364	03/19/20	\$ 493,206	\$ -
Santee	San Diego	Chet F Harritt Elementary	04-118693	03/19/20	\$ 1,391,641	\$ -
Mountain View Elementary	Los Angeles	Cogswell Elementary	03-119020	03/24/20	\$ 747,648	\$ -
Downey Unified	Los Angeles	Doty Middle	03-119313	03/26/20	\$ 6,509,783	\$ -
Anaheim Elementary	Orange	Sunkist Elementary	04-117365	03/31/20	\$ 8,021,867	\$ -
Santa Monica-Malibu Unified	Los Angeles	Malibu High	03-117622	04/01/20	\$ 238,260	\$ -
Mountain View Elementary	Los Angeles	Jerry Voorhis Elementary	03-120499	04/08/20	\$ 2,412,065	\$ -
Dinuba Unified	Tulare	Dinuba High	02-117424	04/08/20	\$ 4,090,672	\$ 2,727,115
Los Nietos	Los Angeles	Rancho Santa Gertrudes Elementary	03-112702	04/10/20	\$ 1,783,452	\$ -
Little Lake City Elementary	Los Angeles	Cresson Elementary	03-116783	04/15/20	\$ 3,314,669	\$ -
Little Lake City Elementary	Los Angeles	William W Orr Elementary	03-117725	04/15/20	\$ 3,552,290	\$ -

SFP APPLICATIONS  
Modernization Acknowledged Applications Received Past Existing Authority as of July 31, 2021

District	County	Site Name	DSA Number	50-04 Date Received	Estimated State Grant (a)	Estimated Financial Hardship (b)
Little Lake City Elementary	Los Angeles	Paddison Elementary	03-117723	04/15/20	\$ 2,602,126	\$ -
Little Lake City Elementary	Los Angeles	Jersey Avenue Elementary	03-116781	04/15/20	\$ 4,404,263	\$ -
Little Lake City Elementary	Los Angeles	Lakeview Elementary	03-117724	04/15/20	\$ 1,334,905	\$ -
Little Lake City Elementary	Los Angeles	Studebaker Elementary	03-116784	04/15/20	\$ 6,104,596	\$ -
Miller Creek (aka Dixie) Elementary	Marin	Miller Creek Middle	01-118118	04/20/20	\$ 3,011,768	\$ -
Azusa Unified	Los Angeles	Azusa High	03-118750	04/23/20	\$ 2,656,453	\$ -
Piedmont City Unified	Alameda	Millennium High Alternative	01-117533	04/27/20	\$ 1,143,058	\$ -
Piedmont City Unified	Alameda	Piedmont Middle	01-117533	04/27/20	\$ 3,618,536	\$ -
Woodville Union Elementary	Tulare	Woodville Elementary	02-117653	04/27/20	\$ 1,384,262	\$ 922,841
Cupertino Union	Santa Clara	Louis E. Stocklmeir Elementary	01-117343	05/05/20	\$ 2,553,029	\$ -
Whittier City Elementary	Los Angeles	Lydia Jackson Elementary	03-118601	05/07/20	\$ 2,420,600	\$ -
Standard Elementary	Kern	Standard Elementary	03-119797	05/08/20	\$ 2,438,578	\$ -
Santa Cruz City Elementary	Santa Cruz	Gault Elementary	01-116894	05/08/20	\$ 766,614	\$ 511,076
Benicia Unified	Solano	Benicia Middle	02-117036	05/13/20	\$ 3,201,689	\$ -
Santa Cruz City Elementary	Santa Cruz	Westlake Elementary	01-118050	05/26/20	\$ 337,743	\$ -
Santa Cruz City High	Santa Cruz	Mission Hill Middle	01-116900	05/26/20	\$ 963,477	\$ -
Santa Cruz City High	Santa Cruz	Mission Hill Middle	01-118048	05/26/20	\$ 345,040	\$ -
Los Angeles Unified	Los Angeles	Haddon Avenue Elementary	03-111619	05/27/20	\$ 567,071	\$ -
Keyes Union	Stanislaus	Keyes Elementary	02-115079	05/28/20	\$ 977,602	\$ -
San Francisco Unified	San Francisco	Clarendon Alternative Elementary	01-117739	06/05/20	\$ 1,221,651	\$ -
San Jose Unified	Santa Clara	Pioneer High	01-117508	06/08/20	\$ 5,396,312	\$ -
Sutter Union High	Sutter	Butte View High	Site/Design	06/08/20	\$ 53,050	\$ 35,367
Exeter Unified	Tulare	Lincoln Elementary	02-117498	06/08/20	\$ 3,223,827	\$ -
Mountain View Elementary	Los Angeles	Baker Elementary	03-119022	06/09/20	\$ 1,216,485	\$ -
Mountain View Elementary	Los Angeles	Maxson Elementary	03-119871	06/09/20	\$ 2,070,824	\$ -
Desert Sands Unified	Riverside	James Monroe Elementary	04-119005	06/12/20	\$ 3,505,912	\$ -
Happy Camp Union Elementary	Siskiyou	Happy Camp Elementary	Site/Design	06/12/20	\$ 151,321	\$ 100,881
Santa Cruz City Elementary	Santa Cruz	Bay View Elementary	01-117916	06/18/20	\$ 2,335,181	\$ -
Santa Cruz City Elementary	Santa Cruz	De Laveaga Elementary	01-117910	06/18/20	\$ 684,116	\$ -
Sanger Unified	Fresno	Wilson Elementary	02-117576	06/19/20	\$ 2,240,838	\$ -
Culver City Unified	Los Angeles	Linwood E Howe Elementary	03-117985	06/19/20	\$ 1,144,606	\$ -
Moraga Elementary	Contra Costa	Joaquin Moraga Intermediate	01-118563	06/22/20	\$ 816,506	\$ -
Western Placer Unified	Placer	Glen Edwards Middle	02-117099	06/22/20	\$ 97,093	\$ -
Chino Valley Unified	San Bernardino	Robert O Townsend Junior High	04-117235	06/22/20	\$ 5,692,017	\$ -
Chino Valley Unified	San Bernardino	Canyon Hills Junior High	04-117236	06/22/20	\$ 5,297,919	\$ -
Castro Valley Unified	Alameda	Castro Valley High	01-118314	06/25/20	\$ 3,614,585	\$ -
Culver City Unified	Los Angeles	El Rincon Elementary	03-117113	06/29/20	\$ 822,716	\$ -
North Cow Creek Elementary	Shasta	North Cow Creek Elementary	04-118162	06/29/20	\$ 872,946	\$ 581,964
Whittier City Elementary	Los Angeles	Lydia Jackson Elementary	03-118811	06/30/20	\$ 1,302,684	\$ -
Redwood City Elementary	San Mateo	Selby Lane Elementary	01-117936	07/01/20	\$ 2,416,873	\$ -
Rosemead Elementary	Los Angeles	Mildred B Janson Elementary	03-118778	07/14/20	\$ 2,320,503	\$ -
Tulare City	Tulare	Wilson Elementary	02-118021	07/17/20	\$ 1,329,829	\$ -
Folsom-Cordova Unified	Sacramento	Sutter Middle	02-117495	07/20/20	\$ 6,814,963	\$ -
Los Alamitos Unified	Orange	Francis Hopkinson Elementary	04-118615	07/20/20	\$ 1,331,170	\$ -
Rowland Unified	Los Angeles	Stanley G Oswald Academy	03-119817	07/23/20	\$ 4,323,818	\$ -
Campbell Union High	Santa Clara	Prospect High	01-116954	07/28/20	\$ 900,358	\$ -
Campbell Union High	Santa Clara	Del Mar High	01-117321	07/28/20	\$ 101,568	\$ -

SFP APPLICATIONS  
Modernization Acknowledged Applications Received Past Existing Authority as of July 31, 2021

District	County	Site Name	DSA Number	50-04 Date Received	Estimated State Grant (a)	Estimated Financial Hardship (b)
Campbell Union High	Santa Clara	Westmont High	01-117322	07/28/20	\$ 454,481	\$ -
Santa Ana Unified	Orange	Muir Elementary	04-117781	07/30/20	\$ 4,894,661	\$ -
Fountain Valley Elementary	Orange	Gisler (Robert) Elementary	04-118657	08/05/20	\$ 833,071	\$ -
Culver City Unified	Los Angeles	Culver City High	03-120611	08/06/20	\$ 231,309	\$ -
Oakland Unified	Alameda	Manzanita Elementary	01-108743	08/07/20	\$ 3,004,306	\$ -
Menifee Union Elementary	Riverside	Menifee Valley Middle	04-118180	08/07/20	\$ 5,664,890	\$ -
San Dieguito Union High	San Diego	Sunset High (Continuation)	04-117807	08/07/20	\$ 1,189,752	\$ -
Azusa Unified	Los Angeles	Slauson Intermediate	03-119968	08/10/20	\$ 736,951	\$ -
Santa Barbara Unified	Santa Barbara	Santa Barbara Senior High	03-120342	08/10/20	\$ 37,749	\$ -
Mountain View Elementary	Los Angeles	Willard F Payne Elementary	03-119019	08/17/20	\$ 920,247	\$ -
Santa Paula Unified	Ventura	Thelma Bedell Elementary	03-119955	08/21/20	\$ 1,353,374	\$ -
Morgan Hill Unified	Santa Clara	Nordstrom Elementary	01-118364	08/25/20	\$ 3,569,254	\$ -
Plumas Unified	Plumas	Quincy Elementary	02-117321	08/28/20	\$ 2,502,911	\$ -
Knights Ferry Elementary	Stanislaus	Knights Ferry Elementary	02-118085	08/28/20	\$ 965,899	\$ -
Martinez Unified	Contra Costa	Alhambra Senior High	01-118152	08/31/20	\$ 2,013,416	\$ -
Grossmont Union High	San Diego	Granite Hills High	04-118912	08/31/20	\$ 1,100,157	\$ -
Benicia Unified	Solano	Matthew Turner Elementary	02-117105	09/01/20	\$ 513,549	\$ -
Pierce Joint Unified	Colusa	Pierce High	02-117765	09/02/20	\$ 1,321,723	\$ -
Garden Grove Unified	Orange	Rosita Elementary	04-115412	09/02/20	\$ 49,069	\$ -
Garden Grove Unified	Orange	Stanford Elementary	04-114037	09/02/20	\$ 218,640	\$ -
Garden Grove Unified	Orange	Agnes Ware Stanley Elementary	04-114069	09/02/20	\$ 295,479	\$ -
Garden Grove Unified	Orange	Louis G Zeyen Elementary	04-115401	09/02/20	\$ 96,002	\$ -
Arvin Union	Kern	Sierra Vista Elementary	03-119933	09/04/20	\$ 4,938,288	\$ -
Alameda City Unified	Alameda	Encinal Junior/Senior High	01-117611	09/09/20	\$ 1,106,364	\$ -
Los Alamitos Unified	Orange	Richard Henry Lee Elementary	04-117421	09/09/20	\$ 1,287,991	\$ -
Fountain Valley Elementary	Orange	Talbert (Samuel E) Middle	04-118717	09/15/20	\$ 1,704,866	\$ -
San Francisco Unified	San Francisco	Giannini (AP) Middle	01-118665	09/16/20	\$ 7,072,634	\$ -
Fairfield-Suisun Unified	Solano	Tolenas Elementary	02-116212	09/16/20	\$ 2,669,660	\$ -
Los Alamitos Unified	Orange	Rossmoor Elementary	04-117901	09/18/20	\$ 579,407	\$ -
Kings River-Hardwick Union Elementary	Kings	Kings River-Hardwick Elementary	02-117438	09/30/20	\$ 4,033,525	\$ 2,689,017
Jacoby Creek Elementary	Humboldt	Jacoby Creek	01-117746	10/02/20	\$ 2,124,224	\$ 1,416,149
Merced City Elementary	Merced	John C Fremont Elementary	02-116322	10/06/20	\$ 2,295,823	\$ -
Merced City Elementary	Merced	Charles Wright Elementary	02-115504	10/06/20	\$ 2,630,615	\$ -
Santa Barbara Unified	Santa Barbara	McKinley Elementary	03-120356	10/12/20	\$ 629,634	\$ -
Lowell Joint	Los Angeles	Macy Elementary	03-120375	10/16/20	\$ 3,670,918	\$ -
North Cow Creek Elementary	Shasta	North Cow Creek Elementary	Site/Design	10/19/20	\$ 144,669	\$ 96,446
Montague Elementary	Siskiyou	Montague Elementary	02-118164	10/21/20	\$ 1,289,954	\$ 859,969
Monterey Peninsula Unified	Monterey	Marina High	02-1118747	10/22/20	\$ 3,778,564	\$ -
Whittier City Elementary	Los Angeles	Wallen L Andrews Elementary	03-107192	10/23/20	\$ 780,560	\$ -
Oak Run Elementary	Shasta	Oak Run Elementary	Site/Design	10/23/20	\$ 55,449	\$ 36,966
Imperial Unified	Imperial	Imperial High	04-117603	10/26/20	\$ 2,178,524	\$ -
Rosemead Elementary	Los Angeles	Savannah Elementary	03-118780	10/27/20	\$ 2,518,586	\$ -
Laguna Beach Unified	Orange	Thurston Middle	04-119050	10/28/20	\$ 1,292,376	\$ -
Sonoma County Office of Education	Sonoma	El Colegio	01-118455	10/29/20	\$ 397,070	\$ -
Long Beach Unified	Los Angeles	Cubberley K-8	03-119260	10/29/20	\$ 9,447,775	\$ -
Long Beach Unified	Los Angeles	Prisk Elementary	03-119261	10/29/20	\$ 600,627	\$ -
Long Beach Unified	Los Angeles	Wilson High	03-119354	10/29/20	\$ 17,001,370	\$ -

SFP APPLICATIONS  
Modernization Acknowledged Applications Received Past Existing Authority as of July 31, 2021

District	County	Site Name	DSA Number	50-04 Date Received	Estimated State Grant (a)	Estimated Financial Hardship (b)
Long Beach Unified	Los Angeles	Naples Elementary	03-119201	10/29/20	\$ 2,159,336	\$ -
Palo Alto Unified	Santa Clara	Henry M Gunn High	01-118761	10/30/20	\$ 1,046,318	\$ -
Downey Unified	Los Angeles	Griffiths (Gordon) Middle	03-119094	11/02/20	\$ 5,499,618	\$ -
Garden Grove Unified	Orange	Ethan B Allen Elementary	04-118603	11/06/20	\$ 2,327,552	\$ -
Garden Grove Unified	Orange	Enders Elementary	04-118602	11/06/20	\$ 3,741,226	\$ -
Garden Grove Unified	Orange	Earl Warren Elementary	04-116150	11/06/20	\$ 686,694	\$ -
Garden Grove Unified	Orange	Mamie L Northcutt Elementary	04-118604	11/06/20	\$ 1,419,563	\$ -
Redwood City Elementary	San Mateo	Fair Oaks Elementary	01-118402	11/09/20	\$ 1,511,169	\$ -
Culver City Unified	Los Angeles	Farragut Elementary	03-118456	11/11/20	\$ 698,840	\$ -
Ceres Unified	Stanislaus	Ceres High	02-117651	11/11/20	\$ 4,527,998	\$ -
Manhattan Beach Unified	Los Angeles	Aurelia Pennekamp Elementary	03-120216	11/12/20	\$ 2,072,536	\$ -
Lodi Unified	San Joaquin	Tokay High	02-117806	11/16/20	\$ 6,191,949	\$ -
Millville Elementary	Shasta	Millville Elementary	Site/Design	11/18/20	\$ 8,875	\$ 5,916
Tulare County Office of Education	Tulare	LB Hill Learning Center	02-118131	11/23/20	\$ 834,309	\$ 556,206
Murrieta Valley Unified	Riverside	Murrieta Canyon Academy	04-118896	11/24/20	\$ 2,023,092	\$ -
Palo Alto Unified	Santa Clara	El Carmelo Elementary	01-118594	12/01/20	\$ 456,529	\$ -
Turlock Unified	Stanislaus	Turlock High	02-117484	12/01/20	\$ 8,679,594	\$ -
Sequoia Union High	San Mateo	Menlo-Atherton High	01-117119	12/08/20	\$ 3,270,273	\$ -
Santa Barbara Unified	Santa Barbara	Peabody Charter	03-119341	12/09/20	\$ 1,200,035	\$ -
Canyon Elementary	Contra Costa	Canyon Elementary	Site/Design	12/10/20	\$ 51,899	\$ 34,599
Lodi Unified	San Joaquin	Bear Creek High	02-117196	12/10/20	\$ 1,798,147	\$ -
Santa Monica-Malibu Unified	Los Angeles	John Muir Elementary	03-120122	12/14/20	\$ 3,288,633	\$ -
Santa Monica-Malibu Unified	Los Angeles	Grant Elementary	03-120190	12/14/20	\$ 491,283	\$ -
Pomona Unified	Los Angeles	Arroyo Elementary	03-118559	12/15/20	\$ 1,431,628	\$ -
Pomona Unified	Los Angeles	Kellogg Polytechnic Elementary	03-118562	12/15/20	\$ 898,569	\$ -
Redwood City Elementary	San Mateo	Taft Elementary	01-117949	12/17/20	\$ 2,508,541	\$ -
Redwood City Elementary	San Mateo	Clifford Elementary	01-117953	12/17/20	\$ 1,974,531	\$ -
San Ramon Valley Unified	Contra Costa	Charlotte Wood Middle	01-117888	12/18/20	\$ 4,160,111	\$ -
Redwood City Elementary	San Mateo	Roosevelt Elementary	01-117966	12/18/20	\$ 2,983,678	\$ -
Redwood City Elementary	San Mateo	John Gill Elementary	01-118012	12/18/20	\$ 280,308	\$ -
Ceres Unified	Stanislaus	Carroll Fowler Elementary	02-116658	12/18/20	\$ 1,033,241	\$ -
Los Alamitos Unified	Orange	Los Alamitos High	04-117079	12/18/20	\$ 4,813,761	\$ -
Tulare City	Tulare	Live Oak Middle	02-118489	12/21/20	\$ 2,292,239	\$ -
Hemet Unified	Riverside	Winchester Elementary	04-118115	01/11/21	\$ 3,605,542	\$ -
Sequoia Union High	San Mateo	Menlo-Atherton High	01-116467	01/13/21	\$ 2,236,801	\$ -
Pomona Unified	Los Angeles	Roosevelt Elementary	03-119226	01/15/21	\$ 3,830,957	\$ -
Vacaville Unified	Solano	Sierra Vista K-8	02-114708	01/20/21	\$ 873,752	\$ -
Vacaville Unified	Solano	Kairos Public School Vacaville Academy	02-114799	01/27/21	\$ 1,620,399	\$ -
Murrieta Valley Unified	Riverside	Murrieta Elementary	04-119432	01/29/21	\$ 2,935,085	\$ -
Pomona Unified	Los Angeles	Decker Elementary	03-119254	02/02/21	\$ 557,351	\$ -
South Bay Union Elementary	Humboldt	Pine Hill Elementary	01-118601	02/03/21	\$ 585,617	\$ -
Lassen View Union Elementary	Tehama	Lassen View Elementary	Site/Design	02/03/21	\$ 460,366	\$ 306,911
Vallecito Union	Calaveras	Avery Middle	02-117830	02/05/21	\$ 895,071	\$ -
Redding Elementary	Shasta	Sequoia Middle	02-117892	02/05/21	\$ 5,098,012	\$ -
Livermore Valley Joint Unified	Alameda	East Avenue Middle	01-117875	02/08/21	\$ 1,456,271	\$ -
Pomona Unified	Los Angeles	Vejar Elementary	03-120137	02/08/21	\$ 2,445,541	\$ -
Traver Joint Elementary	Tulare	Traver Elementary	02-118600	02/09/21	\$ 939,161	\$ 626,107



SFP APPLICATIONS  
Modernization Acknowledged Applications Received Past Existing Authority as of July 31, 2021

District	County	Site Name	DSA Number	50-04 Date Received	Estimated State Grant (a)	Estimated Financial Hardship (b)
Inglewood Unified	Los Angeles	Woodworth-Monroe K-8 Academy	03-119490	02/10/21	\$ 5,961,316	\$ -
Inglewood Unified	Los Angeles	Morningside High	03-120195	02/12/21	\$ 9,664,934	\$ -
Inglewood Unified	Los Angeles	Woodworth-Monroe K-8 Academy	03-118782	02/12/21	\$ 5,961,316	\$ -
Inglewood Unified	Los Angeles	Oak Street Elementary	03-119485	02/12/21	\$ 5,141,371	\$ -
Menifee Union Elementary	Riverside	Chester W Morrison Elementary	04-119095	02/12/21	\$ 2,277,282	\$ -
Temecula Valley Unified	Riverside	Rancho Elementary	04-118998	02/22/21	\$ 3,953,778	\$ -
Vacaville Unified	Solano	Vacaville High	02-115210	02/23/21	\$ 6,462,712	\$ -
Lindsay Unified	Tulare	Reagan Elementary	02-118621	02/25/21	\$ 1,273,276	\$ 848,851
Tracy Joint Unified	San Joaquin	North Elementary	02-117324	02/25/21	\$ 6,087,113	\$ -
Liberty Union High	Contra Costa	Liberty High	01-119033	02/26/21	\$ 1,092,009	\$ -
San Bernardino City Unified	San Bernardino	Serrano Middle	04-117609	03/05/21	\$ 849,688	\$ -
San Bernardino City Unified	San Bernardino	Martin Luther King Jr. Middle	04-117658	03/08/21	\$ 3,391,128	\$ -
Chino Valley Unified	San Bernardino	Ruben S. Ayala High	04-119505	03/10/21	\$ 9,671,171	\$ -
Chico Unified	Butte	Pleasant Valley High	02-117893	03/15/21	\$ 3,859,045	\$ -
Oak Park Unified	Ventura	Red Oak Elementary	03-120460	03/15/21	\$ 3,083,378	\$ -
Pomona Unified	Los Angeles	Armstrong Elementary	03-118735	03/16/21	\$ 500,176	\$ -
San Bernardino City Unified	San Bernardino	Pacific High	04-118035	03/23/21	\$ 15,389,526	\$ -
Natomas Unified	Sacramento	Bannon Creek	02-117840	03/26/21	\$ 2,937,820	\$ -
Natomas Unified	Sacramento	Jefferson Elementary	02-117839	03/26/21	\$ 618,428	\$ -
Paradise Unified	Butte	Ponderosa Elementary	02-118575	03/30/21	\$ 5,111,004	\$ -
Paramount Unified	Los Angeles	Frank J. Zamboni Middle	03-120202	03/30/21	\$ 5,037,676	\$ -
Reef-Sunset Unified	Kings	Avenal High	02-117292	03/31/21	\$ 908,286	\$ -
Reef-Sunset Unified	Kings	Avenal Elementary	02-117293	03/31/21	\$ 3,281,916	\$ -
Reef-Sunset Unified	Kings	Avenal Elementary	02-117950	03/31/21	\$ 3,281,916	\$ -
Riverside County Office of Education	Riverside	Menifee Valley Middle	04-118180	04/01/21	\$ 401,302	\$ -
Riverside Unified	Riverside	Monroe Elementary	04-118403	04/02/21	\$ 914,304	\$ -
Las Lomas Elementary	San Mateo	La Entrada Middle	01-116212	04/06/21	\$ 1,776,821	\$ -
Las Lomas Elementary	San Mateo	Las Lomas Elementary	01-116384	04/06/21	\$ 647,349	\$ -
Visalia Unified	Tulare	Hurley Elementary	02-116974	04/06/21	\$ 2,916,805	\$ -
Clovis Unified	Fresno	Maple Creek Elementary	02-113886	04/07/21	\$ 3,258,566	\$ -
Clovis Unified	Fresno	Nelson Elementary	02-113956	04/07/21	\$ 180,538	\$ -
San Bernardino City Unified	San Bernardino	Shandin Hills Middle	04-117610	04/07/21	\$ 1,984,598	\$ -
Redding Elementary	Shasta	Cypress Elementary	02-117802	04/08/21	\$ 1,860,757	\$ -
Konocti Unified	Lake	Lower Lake High	01-118165	04/13/21	\$ 966,365	\$ -
Los Angeles Unified	Los Angeles	Blythe Street Elementary	03-117091	04/16/21	\$ 1,800,737	\$ -
Buellton Union Elementary	Santa Barbara	Oak Valley Elementary	03-115038	04/16/21	\$ 1,300,038	\$ -
Downey Unified	Los Angeles	Sussman (Edward A.) Middle	03-119235	04/26/21	\$ 3,654,641	\$ -
San Leandro Unified	Alameda	Garfield Elementary	01-117762	05/06/21	\$ 821,661	\$ -
San Leandro Unified	Alameda	Wilson Elementary	01-117761	05/06/21	\$ 1,000,593	\$ -
Desert Sands Unified	Riverside	Gerald R. Ford Elementary	04-119524	05/10/21	\$ 3,961,892	\$ -
Martinez Unified	Contra Costa	Las Juntas Elementary	01-118947	05/10/21	\$ 616,008	\$ -
Riverside Unified	Riverside	Arlington High	04-118855	05/14/21	\$ 1,175,470	\$ -
Shasta Union High	Shasta	Shasta High	02-117028	05/18/21	\$ 1,702,529	\$ -
Paradise Unified	Butte	Ridgeview High	02-118703	05/19/21	\$ 1,521,666	\$ -
Hermosa Beach City Elementary	Los Angeles	Hermosa View Elementary	03-119796	05/20/21	\$ 1,654,889	\$ -
Castro Valley Unified	Alameda	Vannoy Elementary	01-118472	05/22/21	\$ 321,554	\$ -
Pittsburg Unified	Contra Costa	Pittsburg Senior High	01-115973	05/28/21	\$ 7,941,908	\$ -

SFP APPLICATIONS  
Modernization Acknowledged Applications Received Past Existing Authority as of July 31, 2021

District	County	Site Name	DSA Number	50-04 Date Received	Estimated State Grant (a)	Estimated Financial Hardship (b)
Val Verde Unified	Riverside	Mead Valley Elementary	04-119136	06/01/21	\$ 3,251,119	\$ -
Val Verde Unified	Riverside	Val Verde Elementary	04-119134	06/01/21	\$ 5,054,655	\$ -
Val Verde Unified	Riverside	Vista Verde Middle	04-119133	06/01/21	\$ 6,345,819	\$ -
Palm Springs Unified	Riverside	Agua Caliente Elementary	04-114748	06/02/21	\$ 2,370,815	\$ -
Lowell Joint	Los Angeles	El Portal Elementary	03-120555	06/07/21	\$ 1,286,348	\$ -
East Side Union High	Santa Clara	Andrew P. Hill High	01-119300	06/08/21	\$ 11,171,087	\$ -
Val Verde Unified	Riverside	Tomas Rivera Middle	04-119137	06/08/21	\$ 5,309,678	\$ -
Placer Union High	Placer	Placer High	02-118451	06/08/21	\$ 1,865,578	\$ -
San Juan Unified	Sacramento	Casa Roble Fundamental High	02-116938	06/11/21	\$ 2,413,857	\$ -
Bakersfield City	Kern	Bessie E. Owens Primary	03-120134	06/11/21	\$ 4,048,293	\$ -
Bakersfield City	Kern	Bessie E. Owens Intermediate	03-120102	06/11/21	\$ 5,114,606	\$ -
Visalia Unified	Tulare	Mt. Whitney High	02-118127	06/14/21	\$ 2,244,397	\$ -
Paradise Unified	Butte	Ponderosa Elementary	02-118860	06/16/21	\$ 5,921,781	\$ -
Salida Union Elementary	Stanislaus	Salida Elementary	02-117227	06/17/21	\$ 943,006	\$ -
Salida Union Elementary	Stanislaus	Independence Charter	02-117228	06/17/21	\$ 460,501	\$ -
Salida Union Elementary	Stanislaus	Mildred Perkins Elementary	02-117228	06/17/21	\$ 1,820,378	\$ -
Santa Monica-Malibu Unified	Los Angeles	Lincoln Middle	03-120438	06/18/21	\$ 1,365,171	\$ -
Lucia Mar Unified	San Luis Obispo	Arroyo Grande High	03-120791	06/15/21	\$ 1,186,650	\$ -
Lodi Unified	San Joaquin	Wagner-Holt Elementary	02-117199	06/21/21	\$ 664,542	\$ -
Wheatland Union High	Yuba	Wheatland Union High	02-118429	06/25/21	\$ 1,080,953	\$ -
Desert Sands Unified	Riverside	Abraham Lincoln Elementary	04-119431	07/02/21	\$ 1,839,667	\$ -
Fontana Unified	San Bernardino	Locust Elementary	04-118214	07/07/21	\$ 593,663	\$ -
Anderson Union High	Shasta	West Valley High	02-118119	07/08/21	\$ 1,460,131	\$ -
Mendota Unified	Fresno	Mendota High	02-118444	07/08/21	\$ 2,400,209	\$ -
Chino Valley Unified	San Bernardino	Hidden Trails Elementary	04-119900	07/08/21	\$ 2,084,162	\$ -
Chino Valley Unified	San Bernardino	Butterfield Ranch Elementary	04-119901	07/08/21	\$ 2,084,162	\$ -
Manhattan Beach Unified	Los Angeles	Grand View Elementary	03-120221	07/13/21	\$ 3,557,507	\$ -
Vacaville Unified	Solano	Edwin Markham Elementary	02-117168	07/16/21	\$ 3,873,519	\$ -
Long Beach Unified	Los Angeles	Robinson Academy	03-120250	07/21/21	\$ 4,793,886	\$ -
Pleasanton Unified	Alameda	Amador Valley High	01-118675	07/21/21	\$ 1,552,152	\$ -
Atascadero Unified	San Luis Obispo	San Benito Elementary	03-118569	07/30/21	\$ 2,726,484	\$ -

Summary of Received-Exceeds for Modernization Funding		Total (in Dollars)
Subtotal of Estimated State Grant (Column F)		\$ 1,428,064,418
Subtotal of Estimated Financial Hardship (Column G)		\$ 72,985,240
<b>Total of Estimated State Grant and Financial Hardship</b>		<b>\$ 1,501,049,658</b>

**INFORMATION ITEM**

**FACILITY HARDSHIP/REHABILITATION APPROVALS WITHOUT FUNDING**

**As of June 23, 2021**

## FACILITY HARDSHIP/REHABILITATION APPROVALS WITHOUT FUNDING

As of June 23, 2021 State Allocation Board

### FACILITY HARDSHIP

School District	County	Program	Application Number	School Site Name	SAB Approval Date	Funding Application Due Date	Estimated State Grant
Scotia Union Elementary	Humboldt	Facility Hardship	51/63024-00-001	Stanwood A. Murphy Elementary	8/26/2020	2/26/2022	\$ 7,349,772 *
Pioneer Union	Butte	Facility Hardship	51/73379-00-001	Berry Creek Elementary	2/24/2021	8/24/2022	\$ 753,788 *

**Estimated Total Need (State Share)**

\$ 8,103,560

### REHABILITATION

School District	County	Program	Application Number	School Site Name	SAB Approval Date	Funding Application Due Date	Estimated State Grant
Greenfield Union Elementary	Monterey	Facility Hardship	58/66035-00-004	Mary Chapa Academy	8/26/2020	2/26/2022	\$ 823,537 *
Greenfield Union Elementary	Monterey	Facility Hardship	58/66035-00-006	Mary Chapa Academy	8/26/2020	2/26/2022	\$ 166,478 *
Burnt Ranch Elementary	Trinity	Facility Hardship	58/71662-00-001	Burnt Ranch Elementary	8/26/2020	2/26/2022	\$ 222,977 *

**Estimated Total Need (State Share)**

\$ 1,212,992

***Facility Hardship and Rehabilitation Estimated Total Need (State Share)***

\$ 9,316,552

\*These projects have received approvals for design funding which are included in the Estimated State Grant amount.



## **Section 1859.81. Financial Hardship.**

Except for Joint-Use Projects and Career Technical Education Facilities Projects, a district is eligible for financial hardship to fund all or a portion of its matching share requirement after demonstrating the requirements of (a), (c), and (d) below:

(a) The district is financially unable to provide all necessary matching funds for an eligible project. To determine this, an analysis shall be made of the district's financial records by the OPSC including data and records maintained by the CDE and the County Office of Education. The analysis shall consist of a review of the district's latest Independent Audit regarding funds available from all capital facility accounts, including, but not limited to, developer fees, funds generated from capital facility certificates of participation, federal grants, redevelopment funds, sale proceeds from surplus property, the appraised value of facilities approved for replacement pursuant to Section 1859.82, bond funds either encumbered, unencumbered or authorized but unsold, and savings from other SFP projects. All funds thus identified that have not been expended or encumbered by a contractual agreement for a specific capital outlay purpose prior to the initial request for financial hardship status shall be deemed available as a matching contribution.

After the initial request for financial hardship status is granted, no further encumbrances will be approved by the OPSC and all prospective revenue made available to the district's capital facility accounts shall be deemed available as matching contribution on the subsequent financial hardship review, with the exception of:

- (1) Approved interim housing expenditures.
- (2) Funding to pay for previously recognized multi-year encumbrances approved at the initial financial hardship approval.
- (3) Funding that is transferred into a Special Reserve Fund and is used for the express purpose of the Federal Renovation Program when the amount expended out of that fund does not exceed the maximum Federal Renovation Grant amount.
- (4) Funding that is transferred into a Special Reserve Fund and is used for the express purpose of the School Facilities Needs Assessment Grant Program or Emergency Repair Program when the amount expended out of that fund does not exceed the maximum grant amount apportioned.
- (5) Funding that is transferred into a Special Reserve Fund and is used for the express purpose of the Career Technical Education Facilities Program when the amount expended out of that fund does not exceed the applicant's share of the maximum grant amount apportioned.
- (6) Funding that is transferred into a Special Reserve Fund and used for the express purpose of the Overcrowding Relief Grant when the amount expended out of that fund does not exceed the amount of the site acquisition and design costs of the project and the district has submitted an approved Form SAB 50-11.
- (7) Funding that is used for the express purpose of reimbursing the State a proportionate share of financial hardship received when there has been a transfer of a special education program and title to the facility. In addition, the funding was used within five years of the title transfer.
- (8) Funding to pay for obtaining a structural report pursuant to Section 1859.82.2 for an approvable and funded seismic mitigation project.
- (9) All other capital facility funding for a period of three years when no subsequent financial hardship request is made during this period, with the exception of the funding identified in (6). The three-year period begins with the date of the most recent financial hardship new construction or modernization adjusted grant funding apportionment.

When Overcrowding Relief Grant funding is set aside pursuant to (6) and the School District has not submitted, or the OPSC has not accepted, a Form SAB 50-04 for an Overcrowding Relief Grant within three years from the date of deposit into the Special Reserve Fund, or the School District has not met the requirements in Sections 1859.90 or 1859.105, remaining funds plus interest accrued at the Pooled Money Investment Board rate at that time period shall be deemed available as matching contribution on a subsequent financial hardship project or be captured through an audit adjustment pursuant to Section 1859.106.

The financial hardship analysis is subject to approval by the Board.

(b) From the funds deemed available as a matching contribution, the district may retain \$19,776 per classroom in each enrollment reporting period for the cost to provide interim housing for the currently unhoused pupils of the district. The amount shown shall be adjusted annually in the manner prescribed in Section 1859.71. The number of classrooms needed for interim housing for the currently unhoused pupils shall be the sum of the positive numbers determined in (b)(7) as follows:

(1) Determine the current enrollment of the district by grade level as shown on the latest Form SAB 50-01.

(2) Determine the New Construction Grants apportioned by grade level for all SFP projects and LPP funded under the provisions of Sections 1859.12 or 1859.13 where the district has submitted Form SAB 50-06 indicating that the project is 100 percent complete.

(3) Subtract (b)(2) from (b)(1).

(4) Determine the number of classrooms by grade level reported in Part 1, Line 8 on Form SAB 50-02.

(5) Multiply the classrooms determined in (b)(4) by 25 for K-6, 27 for 7-12, 13 for Non-Severe and 9 for Severe.

(6) Subtract the product determined in (b)(5) from the difference determined in (b)(3) by grade level.

(7) Divide the difference by grade level determined in (b)(6) by 25 for K-6, 27 for 7-12, 13 for Non-Severe and 9 for Severe and round up to the nearest whole number.

From the funds deemed available as a matching contribution, the district may also retain \$19,776 per portable toilet unit in each reporting period for the cost to provide necessary interim toilet facilities for the currently unhoused pupils of the district. The amount shown shall be adjusted annually in the manner prescribed in Section 1859.71. The number of toilet facilities needed for interim housing shall be the sum of the positive numbers determined in (b)(7) divided by eight rounded up to the nearest whole number.

From the funds deemed available as a matching contribution, the district may also retain \$19,776 per classroom in each reporting period for the cost to provide necessary interim housing for the currently unhoused pupils displaced as a result of a SAB approved seismic mitigation project pursuant to Section 1859.82.2. The amount shown shall be adjusted annually in the manner prescribed in Section 1859.71. The number of classrooms needed for interim housing shall be the quotient of the displaced pupils by 25 for K-6, 27 for 7-12, 13 for Non-Severe and 9 for Severe and round up to the nearest whole number.

If the district's available funds, as determined by the OPSC analysis less costs for interim housing, is less than its matching share, the district will be deemed to have met the requirements of this Subsection.

(c) The district has made all reasonable efforts to fund its matching share of the project by demonstrating it is levying the developer fee justified under law or an alternative revenue source equal to or greater than the developer fee otherwise justified under law at the time of request for hardship and the district meets at least one of the following:

(1) The current outstanding bonded indebtedness of the district issued for the purpose of constructing school facilities in accordance with Education Code Section 17072.35 or 17074.25 as appropriate, at the time of request for financial hardship status, is at least 60 percent of the district's total bonding capacity. Outstanding bonded indebtedness includes that part of general obligation bonds, Mello-Roos Bonds, School Facility Improvement District Bonds and certificates of participation which the district is paying a debt service that was issued for capital outlay school facility purposes.

(2) The district had a successful registered voter bond election for at least the maximum amount allowed under Proposition 39 within the previous two years from the date of request for financial hardship status. The proceeds from the bond election that represent the maximum amount allowed under the provisions of Proposition 39 must be used to fund the district's matching share requirement for SFP project(s).

(3) It is a County Superintendent of Schools.

(4) The district's total bonding capacity at the time of the request for financial hardship status is \$5 million or less.

(5) Other evidence of reasonable effort as approved by the SAB.

If the district's request for financial hardship status is denied by the Board, the district may be deemed eligible for rental payments of \$2,000 per year per classroom under the Emergency School Classroom Law of 1979 for a two year period when relocatable classroom buildings are available and the district provides financial documentation that it is unable to afford the full rental amount and any other information satisfactory to the Board that the rental reduction is necessary. The number of classrooms eligible for the \$2,000 rental payments shall be the sum of the numbers determined in (c)(5)(B) as follows:

(A) Determine the number of pupils by grade level that the district requested a New Construction Grant on the Form SAB 50-04 that were denied financial hardship status.

(B) Divide the number by grade level determined in (c)(5)(A) by 25 for K-6, 27 for 7-12, 13 for Non-Severe and 9 for Severe and round up to the nearest whole number.

(d) The district has not signed a contract for acquisition or construction of classrooms that replace existing facility(ies), which were included in the determination of the district's new construction eligibility pursuant to Education Code Section 17071.75, in a locally funded project during the five-year period immediately preceding the district's application for financial hardship assistance. This restriction may be lifted if the Board finds that unforeseen and extenuating circumstances existed that required the district to use local funds to replace the facility(ies).

(e) If the district meets the financial hardship requirements in this Section, the amount of financial hardship is equal to the district's matching share less funds deemed available in (a).

(1) Once a district has been notified by OPSC that it meets the requirements of financial hardship in this Section, the district may file Form SAB 50-04 under the

provisions of financial hardship anytime within a period of 180 calendar days from the date of the OPSC notification.

(2) If the district does not submit Form SAB 50-04 under the provisions of financial hardship within 180 calendar days of the OPSC notification of approval of financial hardship status, the district must re-qualify for financial hardship status under the provisions of this Section by submittal of a new request for financial hardship status.

(3) If the project(s) has been included on an unfunded list for more than 180 calendar days, a review of the district's funds pursuant to (a) will be made to determine if additional district funds are available to fund the district's matching share of the project(s).

Financial hardship approval status by the OPSC for a separate design and/or site apportionment does not apply to any subsequent funding for the project(s).

(f) If the district submits Form SAB 50-04 within 180 calendar days of the OPSC notification of approval of financial hardship and the project(s) has been included on the "Unfunded List (Lack of AB 55 Loans)" for more than 180 calendar days as a result of the State of California's inability to provide interim financing from the Pooled Money Investment Account (AB 55 loans), the Board may suspend the unfunded review requirement as defined in Regulation Section 1859.81(e). Projects added to any other unfunded list shall be subject to the review detailed in Regulation Section 1859.81(e). Regulation Section 1859.81(f) shall become inoperative July 1, 2011.

(g) A project added to an unfunded list on or after July 1, 2011 will be subject to the review detailed in section (e)(3). For projects added to an unfunded list between February 25, 2009 and June 30, 2011, only the district's financial records on or after July 1, 2011 will be considered in calculating any adjustment to the district's matching share.

(h) On or after September 22, 2017, a district may submit a request for funding in advance of obtaining a determination of Financial Hardship.

(1) To be considered for Financial Hardship, the district must check the box on the Form SAB 50-04 requesting Financial Hardship pursuant to this subsection when submitting a request for funding.

(2) Prior to processing an application OPSC will notify the district in writing to submit the necessary documentation for a Financial Hardship analysis pursuant to (a), (b), (c) and (d). OPSC will not accept any documents for a Financial Hardship analysis in advance of the notification. Failure to submit the requested documentation within 60 calendar days of OPSC's notification will result in either a. or b.:

a. District may amend their Form SAB 50-04 to exclude the request for Financial Hardship determination.

b. OPSC will return the request for funding and related materials to the district.

(3) Upon notification of Financial Hardship approval, any Form SAB 50-04 processed within 180 calendar days of the approval date will be included in the approval.

(4) For any Form SAB 50-04 processed more than 180 calendar days after the date of the Financial Hardship approval the district shall re-qualify for Financial Hardship status.

Note: Authority cited: Sections 17070.35, 17075.15, 17078.72 and 17592.73, Education Code.

Reference: Sections 17071.75, 17075.10, 17075.15, and 17079.20, Education Code.