

# State Allocation Board Meeting Notice and Agenda



Lisa Silverman, Executive Officer  
Office of Public School Construction  
707 3rd Street, 6<sup>th</sup> Floor  
West Sacramento, CA 95605

Public Meeting  
Wednesday, May 26, 2021  
Department of General Services  
Ziggurat Building  
707 3rd Street, 6<sup>th</sup> Floor, Conference Room 6-300\*  
West Sacramento, CA 95605  
4:00 p.m.\*

Pursuant to Governor Newsom's Executive Order N-25-20, issued March 12, 2020, the upcoming meeting of the State Allocation Board will be conducted by way of teleconferencing. The physical, publicly-accessible teleconference location from which members of the public may observe and offer public comment is reflected above.

Additionally, interested persons may observe the meeting by going to Zoom Meeting at:

Join from PC, Mac, Linux, iOS or Android:  
<https://us02web.zoom.us/j/81063660595?pwd=b1RieHp5TDZURkaUpuaINkN29wZz09>

Password: 469473

Or Telephone:

Dial:

USA 213 787 0529

USA 8888086929 (US Toll Free)

Conference code: 991990

Pursuant to Government Code Section 11126(e)(1), the State Allocation Board will meet in Closed Session via Zoom for the purpose of conferring with and receiving advice from legal counsel regarding pending litigation.

General Information

(916) 376-1771

For further information, please contact your Project Manager.

\*Meeting location and time subject to change.

Individuals who need auxiliary aids for effective participation are invited to make their requests and preferences known to Ms. Lisa Jones at (916) 376-1753 five days prior to the meeting.

A copy of the 10-Day Notice can be found on [OPSC's website](#).

May 26, 2021

# AGENDA

<b><u>SUBJECT</u></b>	<b><u>PRESENTER</u></b>	<b><u>PAGE</u></b>
Call Meeting to Order	Chair	
Roll Call	Secretary	
Table of Contents		i - ii
Alphabetical Listing		iii - v
Minutes of April 28, 2021		1 - 9
Executive Officer Statement		10 - 11
<b><u>CONSENT AGENDA</u></b>		
<b><u>SCHOOL FACILITY PROGRAM</u></b>		
Resolution		12
Eligibility Approvals		13 - 27
Unfunded Approvals		28 - 92
Amended Approvals		93 - 97
Charter School Facilities Program Rescissions (Preliminary Apportionment/Designs)		98 - 99
Closeout		100 - 101
Career Technical Education Facilities Program Unfunded Approvals		102 - 115
Facility Hardship/Rehabilitation Program		116 - 124
<b><u>FULL-DAY KINDERGARTEN FACILITIES GRANT PROGRAM</u></b>		
Resolution		125
Advance Design Funding		126

NEXT MONTHLY STATE ALLOCATION BOARD MEETING – JUNE 23, 2021

May 26, 2021

# AGENDA

<u>SUBJECT</u>	<u>PAGE</u>
<b><u>FINANCIAL REPORTS</u></b>	127 – 147
<b><u>APPEAL ITEMS</u></b>	
<del>TIPTON ELEMENTARY/TULARE 50/72215-00-002 WITHDRAWN</del>	148 - 182
<del>To present the District's request for the following:</del>	
<del>• Approve a new construction application for funding based on the 2014/2015 enrollment year; or,</del>	
<del>• Accept the District's request to resubmit the application with a new date in line, until November 1, 2024, after the occupancy of the constructed facilities; or,</del>	
<del>• Approve a new construction application for funding based on the 2020/2021 enrollment year.</del>	
<b><u>REPORTS, DISCUSSIONS, AND INFORMATION ITEMS</u></b>	
State Allocation Board Three-Month Projected Workload	183 – 184
Dates for 2021 State Allocation Board Meetings	185
School Facility Program Unfunded List (Regulation Section 1859.95)	186 – 190
School Facility Program Workload List	191 – 208
Emergency Time Extension Request Log	209 – 224
Full-Day Kindergarten Facilities Grant Workload List	225 – 232
School Facility Program Acknowledged List (Regulation Section 1859.95.1)	233 – 250
Facility Hardship/Rehabilitation Approvals Without Funding	251 – 252
Financial Hardship Regulation Section 1859.81	253 – 256

May 26, 2021

# ALPHABETICAL LISTING

School District	County	Category	Page No.
ALBANY UNIFIED	ALAMEDA	SFP - New Constr.	Consent 116*
ALVORD UNIFIED	RIVERSIDE	SFP - Mod.	Consent 13
BENICIA UNIFIED	SOLANO	SFP - Mod.	Consent 28*
BLACK BUTTE UNION ELEMENTARY	SHASTA	SFP - Mod.	Consent 28*
BLACK BUTTE UNION ELEMENTARY	SHASTA	SFP - Mod.	Consent 15
CLAY JOINT ELEMENTARY	FRESNO	SFP - Mod.	Consent 15
CLAY JOINT ELEMENTARY	FRESNO	SFP - New Constr.	Consent 28*
CLAY JOINT ELEMENTARY	FRESNO	SFP - Mod.	Consent 28*
COALINGA/HURON JOINT UNIFIED	FRESNO	SFP - Mod.	Consent 28*
COALINGA/HURON JOINT UNIFIED	FRESNO	SFP - New Constr.	Consent 28*
COALINGA/HURON JOINT UNIFIED	FRESNO	SFP - New Constr.	Consent 28*
COALINGA/HURON JOINT UNIFIED	FRESNO	SFP - New Constr.	Consent 28*
COALINGA/HURON JOINT UNIFIED	FRESNO	SFP - New Constr.	Consent 28*
COALINGA/HURON JOINT UNIFIED	FRESNO	SFP - New Constr.	Consent 15
CUPERTINO UNION	SANTA CLARA	SFP - Mod.	Consent 15
CUPERTINO UNION	SANTA CLARA	SFP - Mod.	Consent 28*
CUPERTINO UNION	SANTA CLARA	SFP - Mod.	Consent 28*
CUPERTINO UNION	SANTA CLARA	SFP - Mod.	Consent 28*
CUTLER-OROSI JOINT UNIFIED	TULARE	SFP - Mod.	Consent 93*
CUTLER-OROSI JOINT UNIFIED	TULARE	SFP - Mod.	Consent 93*
CUTLER-OROSI JOINT UNIFIED	TULARE	SFP - Mod.	Consent 93*
DAVIS JOINT UNIFIED	YOLO	SFP - Mod.	Consent 15
DAVIS JOINT UNIFIED	YOLO	SFP - Mod.	Consent 28*
DAVIS JOINT UNIFIED	YOLO	SFP – New Constr.	Consent 15
DEL NORTE COUNTY UNIFIED	DEL NORTE	SFP - Career Tech	Consent 102*
DELANO UNION ELEMENTARY	KERN	SFP - Mod.	Consent 28*
DELANO UNION ELEMENTARY	KERN	SFP - Mod.	Consent 28*
ELK GROVE UNIFIED	SACRAMENTO	SFP - Career Tech	Consent 102*
FREMONT UNION HIGH	SANTA CLARA	SFP - Career Tech	Consent 102*
GOLDEN PLAINS UNIFIED	FRESNO	SFP - Mod.	Consent 28*
GOLDEN PLAINS UNIFIED	FRESNO	SFP - Mod.	Consent 15
GUADALUPE UNION ELEMENTARY	SANTA BARBARA	SFP - New Constr.	Consent 28*
IRVINE UNIFIED	ORANGE	SFP – New Constr.	Consent 28*
IRVINE UNIFIED	ORANGE	SFP - Mod.	Consent 28*
IRVINE UNIFIED	ORANGE	SFP - Mod.	Consent 28*
IRVINE UNIFIED	ORANGE	SFP - Mod.	Consent 28*
IRVINE UNIFIED	ORANGE	SFP - Mod.	Consent 15
IRVINE UNIFIED	ORANGE	SFP - Mod	Consent 13



May 26, 2021

# ALPHABETICAL LISTING

School District	County	Category	Page No.
MOTHER LODE UNION ELEMENTARY	EL DORADO	SFP - Mod.	Consent 28*
MOTHER LODE UNION ELEMENTARY	EL DORADO	SFP - Mod.	Consent 15
NEWMAN-CROWS LANDING UNIFIED	STANISLAUS	SFP - New Constr.	Consent 15
NEWMAN-CROWS LANDING UNIFIED	STANISLAUS	SFP - New Constr.	Consent 28*
NORWALK-LA MIRADA UNIFIED	LOS ANGELES	SFP – Mod.	Consent 15
OAKLAND UNIFIED	ALAMEDA	SFP - Charter	Consent 98*
OAKLAND UNIFIED	ALAMEDA	SFP - Charter	Consent 99*
ROSEVILLE JOINT UNION HIGH	PLACER	SFP – New Constr.	Consent 28*
ROUND VALLEY UNIFIED	MENDOCINO	SFP - New Constr.	Consent 15
SACRAMENTO CITY UNIFIED	SACRAMENTO	SFP - Mod.	Consent 28*
SAN BERNARDINO CITY UNIFIED	SAN BERNARDINO	SFP - Mod.	Consent 28*
SAN BERNARDINO CITY UNIFIED	SAN BERNARDINO	SFP - Mod.	Consent 15
SAN DIEGO UNIFIED	SAN DIEGO	SFP - Career Tech	Consent 102*
SAN JUAN UNIFIED	SACRAMENTO	SFP - Charter	Consent 28*
SANGER UNIFIED	FRESNO	SFP - New Constr.	Consent 15
SANTA MARIA JOINT UNION HIGH	SANTA BARBARA	SFP - New Constr.	Consent 15
SANTA MARIA JOINT UNION HIGH	SANTA BARBARA	SFP - New Constr.	Consent 28*
SANTA YNEZ VALLEY UNION HIGH	SANTA BARBARA	SFP - Mod.	Consent 28*
SELMA UNIFIED	FRESNO	SFP - Career Tech	Consent 102*
SNOWLINE JOINT UNIFIED	SAN BERNARDINO	SFP - New Constr.	Consent 28*
SNOWLINE JOINT UNIFIED	SAN BERNARDINO	SFP - New Constr.	Consent 28*
SOUTH SAN FRANCISCO UNIFIED	SAN MATEO	SFP - Mod.	Consent 28*
SOUTH SAN FRANCISCO UNIFIED	SAN MATEO	SFP - Mod.	Consent 28*
SOUTHERN KERN UNIFIED	KERN	SFP - New Constr.	Consent 15
SOUTHERN KERN UNIFIED	KERN	SFP – New Constr.	Consent 28*
STANDARD ELEMENTARY	KERN	SFP - Mod.	Consent 28*
TAHOE-TRUCKEE UNIFIED	PLACER	SFP - Mod.	Consent 121*
VICTOR ELEMENTARY	SAN BERNARDINO	SFP - New Constr.	Consent 28*
VICTOR ELEMENTARY	SAN BERNARDINO	SFP – New Constr.	Consent 97*
VISALIA UNIFIED	TULARE	SFP - Charter	Consent 28*
VISALIA UNIFIED	TULARE	SFP - Mod.	Consent 15
WILLOWS UNIFIED	GLENN	SFP - Mod.	Consent 15

# OPSC PROGRAM CODES

## SCHOOL FACILITY PROGRAM (SFP)

- 50 – NEW CONSTRUCTION
- 51 – FACILITY HARDSHIP NEW CONSTRUCTION
- 52 – SFP JOINT-USE
- 53 – CRITICALLY OVERCROWDED SCHOOLS
- 54 – CHARTER SCHOOL FACILITIES PROGRAM
- 55 – CAREER TECH NEW CONSTRUCTION
- 56 – OVERCROWDING RELIEF GRANT PROGRAM
- 57 – MODERNIZATION
- 58 – FACILITY HARDSHIP MODERNIZATION
- 59 – CAREER TECH MODERNIZATION

## OTHER PROGRAMS

- 25 – STATE RELOCATABLE CLASSROOM PROGRAM
- 34 – AIR CONDITIONING AND/OR INSULATION PROGRAM
- 40 – DEFERRED MAINTENANCE PROGRAM
- 61 – EMERGENCY REPAIR PROGRAM
- 70 – FULL-DAY KINDERGARTEN FACILITIES GRANT PROGRAM NEW  
CONSTRUCTION
- 71 – FULL-DAY KINDERGARTEN FACILITIES GRANT PROGRAM RETROFIT



# MINUTES

## State Allocation Board

### April 28, 2021

Upon notice duly given, the meeting of the State Allocation Board (SAB) was held at the Department of General Services, Ziggurat Building, located at 707 3<sup>rd</sup> Street, 6<sup>th</sup> Floor, Room 6-300, in West Sacramento, California on April 28, 2021 at 4:00 p.m.

Ms. Gayle Miller, the SAB Chair, announced that pursuant to Governor Newsom's Executive Order N-25-20, issued March 12, 2020, this meeting would be conducted by way of teleconference/Zoom meeting. The meeting was physically webcast from Room 6-300 in the Ziggurat Building in West Sacramento for anyone that would have liked to provide public comment in person.

Members of the SAB were present in order to establish a quorum for the meeting as follows:

- Gayle Miller, Chief Deputy Director, Policy, Department of Finance, designated representative for Keely Bosler, Director, Department of Finance
- Jennifer Osborn, Chief Deputy Director, Department of General Services, designated representative for Ana Lasso, Director, Department of General Services
- Juan Mireles, Director, School Facilities and Transportation Services Division, California Department of Education, designated representative for Tony Thurmond, Superintendent of Public Instruction
- Jeremy Smith, Governor's appointee
- Senator Connie Leyva
- Assembly Member Patrick O'Donnell
- Assembly Member Jordan Cunningham
- Assembly Member Autumn Burke

Members of the SAB absent were as follows:

- Senator Scott Wilk
- Senator Richard Roth

Representative of the SAB was as follows:

- Lisa Silverman, Executive Officer

Representatives of the Department of General Services, Office of Public School Construction (OPSC), were as follows:

- Lisa Silverman, Executive Officer
- Barbara Kampmeiner, Deputy Executive Officer

Representative of the Department of General Services, Office of Legal Services, was as follows:

- Tom Patton, SAB/OPSC Counsel

With a quorum present, Ms. Miller, Chair, called the meeting to order at 4:12 p.m.

## **PRIOR MINUTES**

---

A motion was made, and seconded, to approve the March 24, 2021 meeting Minutes. The Chair called for a roll-call vote and the motion carried per the following votes:

<b>MEMBER</b>	<b>AYE</b>	<b>NAY</b>	<b>ABSTAIN</b>	<b>ABSENT</b>
<b>Senator Wilk</b>				X
<b>Senator Leyva</b>	X			
<b>Senator Roth</b>				X
<b>Assembly Member O'Donnell</b>	X			
<b>Assembly Member Cunningham</b>	X			
<b>Assembly Member Burke</b>	X			
<b>Juan Mireles</b>	X			
<b>Jeremy Smith</b>	X			
<b>Jennifer Osborn</b>	X			
<b>Gayle Miller</b>	X			
<b>Total</b>	8			2

**Motion:**

Carried  X

Failed      

## **EXECUTIVE OFFICER'S STATEMENT**

The Executive Officer informed the SAB of the following:

### 20<sup>th</sup> Priority Funding Apportionments

There was an Action Item included in the Agenda that provided \$519.4 million in priority funding apportionments for 229 projects, which represented 114 school districts and qualifying applicants. Applicants required to submit a *Fund Release Authorization* (Form SAB 50-05) to OPSC must do so by the end of the day July 27, 2021.

### Virtual School Facility Program Training Series

Since the update provided at the March 24, 2021 SAB meeting, OPSC has held five more free virtual training workshops and they are as follows:

- Friday, March 26, 2021: this workshop covered the submittal of Eligibility Applications (in OPSC Online). The workshop guided attendees on how to create, review, and submit as well as how to review the eligibility history of a school district or individual school site.
- Tuesday, March 30, 2021: this workshop showed how users can submit Funding Applications (in OPSC Online). The workshop guided attendees on how to create, review, and submit funding applications as well as 15 and 4-day letter responses, and how to upload documents and track an application.
- Tuesday, April 6, 2021: this workshop covered the Charter School Facilities Program's preliminary apportionments. The workshop guided attendees on how to request funding and create a complete conversion application for full funding.
- Tuesday, April 13, 2021: this workshop covered the Priority Funding (PF) process. The workshop provided attendees an overview of the process, what a PF request entails, which projects are eligible to participate in the PF filing rounds, the timelines, and how to submit a PF request through OPSC Online.

**EXECUTIVE OFFICER’S STATEMENT** (cont.)

- Thursday, April 15, 2021: this workshop covered the Reservation of Funds process for the Career Technical Education Facilities Program. The workshop explained what a Reservation of Funds is, the required timeline to obtain State agency approvals, when the fund release request is due, and how these timelines interact with the PF process.

Overall, OPSC has offered more than ten Virtual Training workshops and had over 505 external participants interested in these events!

Interested parties are highly encouraged to register for all workshops. Registration links are available on our Virtual Training Series webpage. Dates and times for more free training sessions will be announced as they become available on the Virtual Training Series webpage under Resources at <https://tinyurl.com/y64lqpk5> and through OPSC email blasts. All online trainings will be archived to OPSC’s YouTube channel for future access.

**Next SAB Meeting**

The SAB and stakeholders were reminded that the next SAB meeting scheduled would be Wednesday, May 26, 2021 at 4:00 p.m. via Zoom.

**CONSENT ITEMS**

A motion was made, and seconded, to approve the Consent calendar as presented. The Chair called for a roll-call vote and the motion carried per the following votes:

<b>MEMBER</b>	<b>AYE</b>	<b>NAY</b>	<b>ABSTAIN</b>	<b>ABSENT</b>
<b>Senator Wilk</b>				X
<b>Senator Leyva</b>	X			
<b>Senator Roth</b>				X
<b>Assembly Member O’Donnell</b>	X			
<b>Assembly Member Cunningham</b>	X			
<b>Assembly Member Burke</b>	X			
<b>Juan Mireles</b>	X			
<b>Jeremy Smith</b>	X			
<b>Jennifer Osborn</b>	X			
<b>Gayle Miller</b>	X			
<b>Total</b>	8			2

**Motion:**

Carried  X

Failed    

**FINANCIAL REPORTS**

The SAB accepted the Financial Reports as presented.

**APPEAL ITEMS**

***Lewiston Elementary/Trinity 58/71746-00-002***

A motion was made, and seconded, to approve the staff’s recommendation, which approved an immediate Apportionment in the amount of \$449,076 as shown on Attachment C. The Chair called for a roll-call vote and the motion carried per the following votes:

<b>MEMBER</b>	<b>AYE</b>	<b>NAY</b>	<b>ABSTAIN</b>	<b>ABSENT</b>
<b>Senator Wilk</b>				X
<b>Senator Leyva</b>	X			
<b>Senator Roth</b>				X
<b>Assembly Member O’Donnell</b>	X			
<b>Assembly Member Cunningham</b>	X			
<b>Assembly Member Burke</b>	X			
<b>Juan Mireles</b>	X			
<b>Jeremy Smith</b>	X			
<b>Jennifer Osborn</b>	X			
<b>Gayle Miller</b>	X			
<b>Total</b>	8			2

**Motion:**

Carried  X   
 Failed    

**ACTION ITEMS**

***Priority Funding School Construction Apportionments***

A motion was made, and seconded, to approve the staff’s recommendations, which 1) approved Apportionments for the projects as shown on Attachment B in the amount of \$519.4 million; and 2) declared that all applications receiving Apportionments are subject to the new construction grant adjustment pursuant to Education Code Section 17072.11(b) and are not considered full and final until the Board has made the adjustment. The Chair called for a roll-call vote and the motion carried per the following votes:

<b>MEMBER</b>	<b>AYE</b>	<b>NAY</b>	<b>ABSTAIN</b>	<b>ABSENT</b>
<b>Senator Wilk</b>				X
<b>Senator Leyva</b>	X			
<b>Senator Roth</b>				X
<b>Assembly Member O’Donnell</b>	X			
<b>Assembly Member Cunningham</b>	X			
<b>Assembly Member Burke</b>	X			
<b>Juan Mireles</b>	X			
<b>Jeremy Smith</b>	X			
<b>Jennifer Osborn</b>	X			
<b>Gayle Miller</b>	X			
<b>Total</b>	8			2

**Motion:**

Carried  X   
 Failed

**REPORTS, DISCUSSION, AND INFORMATION ITEMS**

The SAB acknowledged the following reports:

- ***State Allocation Board Three-Month Projected Workload***
- ***State Allocation Board Meeting Dates for the 2021 Calendar Year***
- ***School Facility Program Unfunded List as of March 24, 2021***
- ***School Facility Program Workload List of Applications Received Through March 31, 2021***
- ***Emergency Time Extension Request Log as of April 1, 2021***
- ***Full-Day Kindergarten Facilities Grant Program Workload List as of March 31, 2021***
- ***School Facility Program Applications Received Beyond Bond Authority List as of March 31, 2021***
- ***Facility Hardship/Rehabilitation Approvals Without Funding as of March 24, 2021***

**ADJOURNMENT**

There being no further business to come before the SAB, the Chair adjourned the meeting at 4:26 p.m.

A handwritten signature in cursive script, appearing to read "Joe J. Silverman".

# ATTACHMENT A

Approved Consent Items on 04/28/2021

<b>Program</b>	<b>Application No.</b>	<b>School District</b>	<b>County Name</b>
SFP - New Constr.	50/61127-00-000	ALBANY UNIFIED	ALAMEDA
SFP - Mod.	57/70524-00-010	BENICIA UNIFIED	SOLANO
SFP - Mod.	57/70524-00-011	BENICIA UNIFIED	SOLANO
SFP - Mod.	57/70524-00-012	BENICIA UNIFIED	SOLANO
SFP - Mod.	57/70524-00-013	BENICIA UNIFIED	SOLANO
SFP - Mod.	57/70524-00-014	BENICIA UNIFIED	SOLANO
SFP - Mod.	57/70524-00-000	BENICIA UNIFIED	SOLANO
SFP - Mod.	57/61838-00-000	BUCKEYE UNION ELEMENTARY	EL DORADO
SFP - Mod.	57/61838-00-008	BUCKEYE UNION ELEMENTARY	EL DORADO
SFP - New Constr.	50/69146-00-002	CARPINTERIA UNIFIED	SANTA BARBARA
SFP - New Constr.	50/69146-00-003	CARPINTERIA UNIFIED	SANTA BARBARA
SFP - New Constr.	50/64378-00-000	CHARTER OAK UNIFIED	LOS ANGELES
SFP - Mod.	58/61424-00-002	CHICO UNIFIED	BUTTE
SFP - Mod.	58/61424-00-003	CHICO UNIFIED	BUTTE
SFP - Mod.	58/61424-00-004	CHICO UNIFIED	BUTTE
SFP - Mod.	58/61424-00-005	CHICO UNIFIED	BUTTE
SFP - New Constr.	50/70656-00-000	CLOVERDALE UNIFIED	SONOMA
SFP - New Constr.	50/62125-00-000	COALINGA/HURON JOINT UNIFIED	FRESNO
SFP - Mod.	57/62125-00-000	COALINGA/HURON JOINT UNIFIED	FRESNO
SFP - New Constr.	50/67033-04-001	CORONA-NORCO UNIFIED	RIVERSIDE
SFP - New Constr.	50/67033-01-000	CORONA-NORCO UNIFIED	RIVERSIDE
SFP - New Constr.	50/67033-02-000	CORONA-NORCO UNIFIED	RIVERSIDE
SFP - New Constr.	50/67033-03-000	CORONA-NORCO UNIFIED	RIVERSIDE
SFP - New Constr.	50/67033-04-000	CORONA-NORCO UNIFIED	RIVERSIDE
SFP - New Constr.	50/67033-05-000	CORONA-NORCO UNIFIED	RIVERSIDE

# ATTACHMENT A

Approved Consent Items on 04/28/2021

<b>Program</b>	<b>Application No.</b>	<b>School District</b>	<b>County Name</b>
SFP - Mod.	57/69419-00-000	CUPERTINO UNION	SANTA CLARA
SFP - Mod.	57/71860-00-000	CUTLER-OROSI JOINT UNIFIED	TULARE
SFP - Mod.	57/71860-00-010	CUTLER-OROSI JOINT UNIFIED	TULARE
SFP - Mod.	57/71860-00-011	CUTLER-OROSI JOINT UNIFIED	TULARE
SFP - Mod.	57/71860-00-012	CUTLER-OROSI JOINT UNIFIED	TULARE
SFP - Mod.	57/63404-00-000	DELANO UNION ELEMENTARY	KERN
SFP - Mod.	57/75093-00-010	DUBLIN UNIFIED	ALAMEDA
SFP - Mod.	57/75093-00-000	DUBLIN UNIFIED	ALAMEDA
SFP - Mod.	57/67314-00-025	ELK GROVE UNIFIED	SACRAMENTO
SFP - New Constr.	51/67314-00-001	ELK GROVE UNIFIED	SACRAMENTO
SFP - New Constr.	50/68098-00-009	ESCONDIDO UNION ELEMENTARY	SAN DIEGO
SFP - New Constr.	50/68098-00-000	ESCONDIDO UNION ELEMENTARY	SAN DIEGO
SFP - Mod.	57/66514-00-019	FULLERTON JOINT UNION HIGH	ORANGE
SFP - Mod.	57/66514-00-020	FULLERTON JOINT UNION HIGH	ORANGE
SFP - New Constr.	50/66514-00-000	FULLERTON JOINT UNION HIGH	ORANGE
SFP - Mod.	58/64634-00-001	INGLEWOOD UNIFIED	LOS ANGELES
SFP - New Constr.	50/73650-00-000	IRVINE UNIFIED	ORANGE
SFP - Mod.	57/64030-00-000	LAKEPORT UNIFIED	LAKE
SFP - Mod.	58/71563-00-001	LASSEN VIEW UNION ELEMENTARY	TEHAMA
SFP - Mod.	57/64733-11-014	LOS ANGELES UNIFIED	LOS ANGELES
SFP - Mod.	57/64733-00-000	LOS ANGELES UNIFIED	LOS ANGELES
SFP - Mod.	57/64733-00-674	LOS ANGELES UNIFIED	LOS ANGELES
SFP - Mod.	57/64733-13-010	LOS ANGELES UNIFIED	LOS ANGELES
SFP - Mod.	57/64733-00-671	LOS ANGELES UNIFIED	LOS ANGELES
SFP - Mod.	57/64733-28-016	LOS ANGELES UNIFIED	LOS ANGELES

# ATTACHMENT A

Approved Consent Items on 04/28/2021

<b>Program</b>	<b>Application No.</b>	<b>School District</b>	<b>County Name</b>
SFP - Mod.	57/64733-32-024	LOS ANGELES UNIFIED	LOS ANGELES
SFP - Mod.	57/64733-44-006	LOS ANGELES UNIFIED	LOS ANGELES
SFP - Mod.	57/64733-00-667	LOS ANGELES UNIFIED	LOS ANGELES
SFP - Mod.	57/64733-00-668	LOS ANGELES UNIFIED	LOS ANGELES
SFP - Mod.	57/64733-00-669	LOS ANGELES UNIFIED	LOS ANGELES
SFP - Mod.	57/64733-00-656	LOS ANGELES UNIFIED	LOS ANGELES
SFP - Mod.	57/64733-37-007	LOS ANGELES UNIFIED	LOS ANGELES
SFP - Mod.	57/64733-00-660	LOS ANGELES UNIFIED	LOS ANGELES
SFP - Mod.	57/64733-27-010	LOS ANGELES UNIFIED	LOS ANGELES
SFP - Mod.	57/64733-41-007	LOS ANGELES UNIFIED	LOS ANGELES
SFP - Mod.	57/64733-08-007	LOS ANGELES UNIFIED	LOS ANGELES
SFP - Mod.	57/64733-00-649	LOS ANGELES UNIFIED	LOS ANGELES
SFP - Mod.	57/64733-00-650	LOS ANGELES UNIFIED	LOS ANGELES
SFP - Mod.	57/64733-14-005	LOS ANGELES UNIFIED	LOS ANGELES
SFP - Mod.	57/64733-00-647	LOS ANGELES UNIFIED	LOS ANGELES
SFP - Mod.	57/64733-00-657	LOS ANGELES UNIFIED	LOS ANGELES
SFP - Mod.	57/64733-08-000	LOS ANGELES UNIFIED	LOS ANGELES
SFP - Mod.	57/64733-13-000	LOS ANGELES UNIFIED	LOS ANGELES
SFP - Mod.	57/64733-14-000	LOS ANGELES UNIFIED	LOS ANGELES
SFP - Mod.	57/64733-27-000	LOS ANGELES UNIFIED	LOS ANGELES
SFP - Mod.	57/64733-28-000	LOS ANGELES UNIFIED	LOS ANGELES
SFP - Mod.	57/64733-32-000	LOS ANGELES UNIFIED	LOS ANGELES
SFP - Mod.	57/64733-41-000	LOS ANGELES UNIFIED	LOS ANGELES
SFP - Mod.	57/64733-44-000	LOS ANGELES UNIFIED	LOS ANGELES
SFP - Mod.	57/64733-68-000	LOS ANGELES UNIFIED	LOS ANGELES



# ATTACHMENT A

Approved Consent Items on 04/28/2021

<b>Program</b>	<b>Application No.</b>	<b>School District</b>	<b>County Name</b>
SFP - New Constr.	50/65243-00-000	MADERA UNIFIED	MADERA
Unused Sites	92/66340-00-000	NEVADA CITY	NEVADA
SFP - New Constr.	50/72561-00-006	RIO ELEMENTARY	VENTURA
SFP - New Constr.	51/67876-00-001	SAN BERNARDINO CITY UNIFIED	SAN BERNARDINO
SFP - Mod.	57/64964-00-008	SAN MARINO UNIFIED	LOS ANGELES
Unused Sites	92/66670-00-000	SANTA ANA UNIFIED	ORANGE
SFP - New Constr.	50/73957-00-016	SNOWLINE JOINT UNIFIED	SAN BERNARDINO
SFP - New Constr.	50/73957-00-000	SNOWLINE JOINT UNIFIED	SAN BERNARDINO
SFP - Mod.	57/66944-00-014	TAHOE-TRUCKEE UNIFIED	PLACER
SFP - Mod.	57/66944-00-000	TAHOE-TRUCKEE UNIFIED	PLACER
Unused Sites	92/65482-00-000	TAMALPAIS UNION HIGH	MARIN
SFP - New Constr.	50/10520-00-000	TEHAMA COUNTY OFFICE OF EDUCATION	TEHAMA
SFP - Mod.	57/75192-00-000	TEMECULA VALLEY UNIFIED	RIVERSIDE
SFP - Mod.	57/75192-00-010	TEMECULA VALLEY UNIFIED	RIVERSIDE
SFP - Mod.	57/75192-00-011	TEMECULA VALLEY UNIFIED	RIVERSIDE
SFP - Mod.	57/75192-00-012	TEMECULA VALLEY UNIFIED	RIVERSIDE
SFP - Mod.	57/65052-00-012	TEMPLE CITY UNIFIED	LOS ANGELES
SFP - New Constr.	51/76513-00-002	TRINITY ALPS UNIFIED	TRINITY
SFP - New Constr.	50/72231-00-000	TULARE CITY ELEMENTARY	TULARE
SFP - Mod.	57/76505-00-056	TWIN RIVERS UNIFIED	SACRAMENTO
SFP - Mod.	57/76505-00-000	TWIN RIVERS UNIFIED	SACRAMENTO
SFP - Mod.	57/70995-00-001	WAUGH ELEMENTARY	SONOMA
SFP - Mod.	57/70995-00-000	WAUGH ELEMENTARY	SONOMA

EXECUTIVE OFFICER STATEMENT  
State Allocation Board Meeting, May 26, 2021

**APRIL 2021 PRIORITY FUNDING APPORTIONMENTS**

As a result of cash proceeds that became available from the General Obligation Bond Sale that took place in March 2021, the State Allocation Board (Board) approved funding apportionments for \$519.4 million for 229 projects from 114 school districts that participated in the twentieth priority funding filing round at the April 28, 2021 meeting.

Districts that receive a Priority Funding Apportionment are required to submit a valid *Fund Release Authorization* (Form SAB 50-05) by the end of **Tuesday, July 27, 2021** to the Office of Public School Construction (OPSC). The Form SAB 50-05 and supporting documentation may be submitted electronically through our OPSC Online System or emailed to OPSC [ApplicationReviewTeam@dgs.ca.gov](mailto:ApplicationReviewTeam@dgs.ca.gov). OPSC will continue to accept hard copy versions that are mailed, or hand delivered to the Office of Public School Construction at 707 Third Street, 6<sup>th</sup> Floor, West Sacramento, CA 95605.

As of May 7, 2021, OPSC received 56 of the required 226 Forms SAB 50-05 for a total of \$123.8 million. Out of the 56 projects, we've released funds for 17 of them in the amount of \$36.8 million. In addition, OPSC released funds for 3 projects in the amount of \$1.8 million that did not require a Form SAB 50-05.

If a required applicant does not submit a valid fund release request by July 27, 2021, the project will be given a non-participation occurrence and will receive a new Unfunded Approval date of July 27, 2021. If a second non-participation occurrence is received, the project will be rescinded without further action by the Board.

**CURRENT PRIORITY FUNDING FILING ROUND IS OPEN**

As of May 12, 2021, the 21<sup>st</sup> Priority Funding filing period began and will **close on June 10, 2021**. Applicants are encouraged to submit Priority funding requests electronically through OPSC Online. Staff is also accepting Priority Funding requests with electronic signatures via email. All requests must be received by OPSC before the end of the day on **June 10, 2021**. These requests will be valid from July 1, 2021 through December 31, 2021.

All projects receiving an Unfunded Approval through the May 2021 Board meeting will be eligible to submit a request. Projects on the OPSC Workload List *cannot make this request*. Any priority funding requests received for projects on OPSC Workload List will be returned to the district.

**VIRTUAL SCHOOL FACILITY PROGRAM (SFP) TRAINING SERIES**

Since the April 28, 2021 board meeting, OPSC has held one more free virtual training workshops.

The most recent workshop on April 30, 2021 covered the submittal of a fund release authorization through OPSC Online. The session guided attendees on how to create,

review, and submit a fund release authorization and how to upload documents and track an authorization's progress.

We offered over 11 Virtual Training workshops and had over 753 external participants in these events! There will be additional announcements that we will share in the upcoming months and will continue to encourage Interested parties to register for all future workshops.

Dates and times for more free training sessions will be announced as they become available on the Virtual Training Series webpage under Resources at <https://tinyurl.com/y64lgpks> and through OPSC email blasts. Interested parties who wish to receive training information notifications are encouraged to sign up on the email list link available on the webpage.

All online trainings are archived to OPSC's YouTube channel for future access.

### **NEXT STATE ALLOCATION BOARD MEETING**

The next meeting is scheduled for Wednesday, June 23, 2021 at 4:00 p.m. via Zoom.

State of California  
State Allocation Board  
School Facility Program

This Resolution of the State Allocation Board (hereafter referred to as the "Board") is applicable to the appropriate sections of the Education Code and is described and filed in the office of the Executive Officer and will be made available to all interested parties as the Resolution pertains to the documents attached hereto. Said documents were acted upon by the Board at its meeting on May 26, 2021.

WHEREAS, the Board has previously approved or determined to be approvable a number of projects for construction or modernization eligibility of facilities for school districts and is making apportionments and/or unfunded approvals for the grant amounts for projects that meet the Board's criteria for the apportionment of grants pursuant to Education Code Sections 17072.10, 17078.52, 17078.70, 17079 or 17074.10 or Board Regulations 1859.81.1 or 1859.83;

WHEREAS, Treasury Regulations Section 1.150-2 require the State (on whose behalf the Board is acting) to declare its reasonable intent to provide grant funding to school districts, in accordance with Board policy and law, for costs of the projects with proceeds of State bonds;

NOW THEREFORE, BE IT RESOLVED:

1. This Resolution is adopted by the Board for the purposes of establishing compliance with Treasury Regulations Section 1.150-2, and this Resolution does not bind the Board to make any additional apportionment, or bind the State to incur any indebtedness.
2. The Board anticipates that some or all of the school districts listed on the list of "Projects" referred to in this Resolution will pay certain capital expenditures in connection with some or all of the project costs prior to the issuance of bonds by the State to pay for the grants for the projects. The reimbursement of such costs is consistent with the State's budgetary and financial circumstances, and in accordance with Board policy, as no other funds or accounts of the State have been budgeted or are available to pay the costs of the projects on either a short-term or a long-term basis.
3. The Board, acting on behalf of the State, hereby declares that it is the State's official intent to use proceeds of general obligation bonds that may become available for such purpose, consistent with the requirements of law that are in effect at the time the funds are available, to provide grants in accordance with applicable laws and regulations.
4. This Resolution shall be continuously available for inspection by the general public during normal business hours at the offices of the Board at 707 3<sup>rd</sup> Street, West Sacramento, California, commencing within one week after the date of enactment of this Resolution.
5. Any eligibility determination does not constitute a commitment of future funding by the Board.

I, the undersigned, duly authorized as the Executive Officer of the State Allocation Board, do hereby certify the foregoing to be true and correct, and that this Resolution was adopted at a meeting of said Board on May 26, 2021 at West Sacramento, California.



Lisa Silverman  
Executive Officer  
State Allocation Board

## SCHOOL FACILITY PROGRAM

### PURPOSE OF REPORT

To present the Districts' requests for School Facility Program (SFP) eligibility approval.

### DESCRIPTION

The school districts shown in the following sections have complied with State Allocation Board (Board) regulations regarding new construction or modernization eligibility determinations for the projects listed.

### RECOMMENDATIONS

1. Approve the eligibility determinations for the districts/projects shown on the Attachment.
2. Provide that this approval of eligibility determination for the districts/projects listed does not constitute a commitment for future funding by the Board.
3. For purposes of any application for funding, provide that the district must comply with all requirements of law and regulations pertaining to the SFP.

## ELIGIBILITY APPROVALS MODERNIZATION

<u>District</u>	<u>School Name</u>	<u>County</u>	<u>Application Number 57/</u>	<u>Justification Document Date</u>	<u>Site Baseline Eligibility K-6</u>	<u>Site Baseline Eligibility 7-8</u>	<u>Site Baseline Eligibility 9-12</u>	<u>Site Baseline Eligibility Non Severe</u>	<u>Site Baseline Eligibility Severe</u>
Alvord Unified	Valley View Elementary	Riverside	66977-00-000	4/5/2021	391	0	0	13	8
Irvine Unified	Springbrook Elementary	Orange	73650-00-000	3/8/2021	599	0	0	15	28
Irvine Unified	Westpark Elementary	Orange	73650-00-000	3/8/2021	828	0	0	0	0
Livingston Union	Yamato Colony Elementary	Merced	65748-00-000	5/9/2017	514	0	0	10	0

## SCHOOL FACILITY PROGRAM

### PURPOSE OF REPORT

To adjust the baseline eligibility for new construction and modernization projects under the Leroy F. Greene School Facilities Act of 1998.

### DESCRIPTION

The districts listed on Attachment A have received eligibility approval for new construction. There has been a change in their baseline in accordance with the California Code of Regulations relating to the Leroy F. Greene School Facilities Act of 1998, Section 1859.51.

The districts listed on Attachment B have received eligibility approval for modernization. There has been a change in their baseline in accordance with the California Code of Regulations relating to the Leroy F. Greene School Facilities Act of 1998, Section 1859.61.

### RECOMMENDATIONS

1. Approve an adjustment to the new construction eligibility baseline determination as shown on Attachment A.
2. Approve an adjustment to the modernization eligibility baseline determination as shown on Attachment B.
3. Provide that this approval of adjusted eligibility determination does not constitute a commitment for future funding by the State Allocation Board.

## **KEY TO ADJUSTMENTS**

### **NEW CONSTRUCTION ONLY**

- (a) Reduced by the number of pupils provided grants in a new construction School Facility Program (SFP) project and by the number of pupils that received a Preliminary Apportionment pursuant to Section 1859.140 or a Preliminary Charter School Apportionment pursuant to Regulation Section 1859.162.2.
- (b) Reduced by the number of pupils housed, based on the loading standards pursuant to Ed. Code Section 17071.25(a)(2)(A), in a new construction LPP project funded under the provisions of the LPP pursuant to Regulation Section 1859.12 or 1859.13.
- (c) Reduced by the number of pupils housed in additional classrooms constructed or purchased based on the loading standards, pursuant to Ed. Code Section 17071.25(a)(2)(A), in a modernization SFP project.
- (d) Adjusted as a result of audit findings made pursuant to Regulation Sections 1859.90 and 1859.105.
- (e) Increased/decreased by changes in projected enrollment in subsequent enrollment reporting years, except as provided in (j) below.
- (f) Adjusted as a result of errors or omissions by the district or by the Office of Public School Construction (OPSC).
- (g) Adjusted as result of amendments to the SFP Regulations that affect the eligibility.
- (h) Increased by the number of pupils eligible for grants pursuant to Regulation Section 1859.82(a).
- (i) Reduced by the number of pupils housed in classrooms provided after the baseline eligibility was determined by the State Allocation Board, with 12 exceptions at Regulation Section 1859.51(i).
- (j) For Small School Districts, following a 3-year period after the district's eligibility was approved by the Board, decreased by any reduction in projected enrollment, and by any increase in pupils in the latest CDE operational grant report per Ed. Code Sec. 42268.
- (k) Adjusted for any changes in classroom inventory as a result of a reorganization election.
- (l) For classroom loading standards adopted by the Board for non-severely and severely disabled individuals with exceptional needs.
- (m) As directed by the SAB due to finding a Material Inaccuracy pursuant to Section 1859.104.1.
- (n) Increased by the number of pupils that received a Preliminary Apportionment that was rescinded pursuant to Section 1859.148 or a Preliminary Charter School Apportionment that was rescinded pursuant to Section 1859.166.
- (o) Adjusted for operational grant changes as determined/provided by the California Department of Education.
- (p) For High School Attendance Area (HSAA) districts with Preliminary Apportionments within the 2002 or 2004 Critically Overcrowded School Facilities Account, adjusted in accordance with Regulation Section 1859.51(p)(1), (2), or (3).
- (q) Adjusted by the difference between the Alternative Enrollment Projection for the current enrollment reporting year and the projected enrollment determined pursuant to Section 1859.42 for the current enrollment reporting year, or by the eligibility remaining from this calculation that can no longer be utilized if the funds made available pursuant to EC Section 17071.75(a)(1)(A) have been exhausted.
- (r) Adjusted per Ed. Code Sec. 17071.75(b)(2) by the number of pupils housed, based on the loading standards per Ed. Code Sec. 17071.25(a)(2)(A), in any classroom(s) where title was relinquished to the School District receiving the transferred classrooms.



## **KEY TO ADJUSTMENTS**

### **MODERNIZATION ONLY**

- (a) Reduced by the number of pupils provided grants in a modernization SFP project or CSFP Rehabilitation project at the specific site.
- (b) Reduced by the number of pupils housed, based on the loading standard pursuant to EC Section 17071.25(a)(2), in a modernization LPP project funded under the LPP pursuant to Regulation Section 1859.14 and 1859.15.
- (c) Increased by changes in projected enrollment in subsequent enrollment reporting years.
- (d) (1) Increased for additional facilities not previously modernized with State funds, that become 25 years old, if permanent, or 20 years old, if portable or, (2) as a result of audit findings made pursuant to Regulation Sections 1859.90 and 1859.105.
- (e) Adjusted as a result of errors or omissions by the district or by the OPSC.
- (f) Adjusted as result of amendments to the Subgroup 5.5 Regulations that affect the eligibility.
- (g) For classroom loading standards adopted by the Board for non-severely and severely disabled individuals with exceptional needs.
- (h) As directed by the SAB due to finding a Material Inaccuracy pursuant to Regulation Section 1859.104.1.
- (i) Increased for facilities previously modernized with State funds, which qualify for an additional modernization apportionment pursuant to Regulation Section 1859.78.8.
- (j) Adjusted as a result of the Reconfiguration of an existing high school under the Small High School Program.
- (k) Decreased for facilities that were deemed eligible for modernization pursuant to Regulation Sections 1859.60 and 1859.61(d) and subsequently replaced, or will be replaced under a signed contract for construction or acquisition of facilities, in a project funded by the district without participation from the State.
- (l) Adjusted as a result of replaced eligible portables funded with the Overcrowding Relief Grant, per Ed. Code Section 17079 et seq.
- (m) Adjusted as a result of classrooms demolished and replaced pursuant to Regulation Section 1859.82.

State Allocation Board Meeting, May 26, 2021  
**ATTACHMENT A**

District: Coalinga/Huron Joint Unified  
Attendance Area: District-Wide  
County: Fresno  
Application Number: 50/62125-00-000

	<i>Type of Adj.</i>	<i>K-6</i>	<i>7-8</i>	<i>9-12</i>	<i>Non-Severe</i>	<i>Severe</i>
<i>Current Baseline Eligibility</i>		0	-45	0	9	-25
<i>Adjustment Per This Item</i>	i	0	0	0	0	-9
<i>Adjustment Per This Item</i>	i	0	0	0	0	-9
<b><i>Net Baseline Eligibility</i></b>		0	-45	0	9	-43

District: Davis Joint Unified  
Attendance Area: District-Wide  
County: Yolo  
Application Number: 50/72678-00-000

	<i>Type of Adj.</i>	<i>K-6</i>	<i>7-8</i>	<i>9-12</i>	<i>Non-Severe</i>	<i>Severe</i>
<i>Current Baseline Eligibility</i>		183	-187	-59	-103	63
<i>Adjustment Per This Item</i>	c	0	0	-27	0	0
<b><i>Net Baseline Eligibility</i></b>		183	-187	-86	-103	63

District: Los Angeles Unified  
Attendance Area: District-Wide  
County: Los Angeles  
Application Number: 50/64733-00-000

	<i>Type of Adj.</i>	<i>K-6</i>	<i>7-8</i>	<i>9-12</i>	<i>Non-Severe</i>	<i>Severe</i>
<i>Current Baseline Eligibility</i>		-38,367	6,718	-32,034	-6,820	-3,540
<i>Adjustment Per This Item</i>	c	-200	0	0	0	0
<b><i>Net Baseline Eligibility</i></b>		-38,567	6,718	-32,034	-6,820	-3,540

District: Madera Unified  
Attendance Area: District-Wide  
County: Madera  
Application Number: 50/65243-00-000

	<i>Type of Adj.</i>	<i>K-6</i>	<i>7-8</i>	<i>9-12</i>	<i>Non-Severe</i>	<i>Severe</i>
<i>Current Baseline Eligibility</i>		-510	269	881	-203	0
<i>Adjustment Per This Item</i>	i	0	0	0	-130	-18
<b><i>Net Baseline Eligibility</i></b>		-510	269	881	-333	-18

State Allocation Board Meeting, May 26, 2021  
ATTACHMENT A

District: Newman-Crows Landing Unified  
Attendance Area: District-Wide  
County: Stanislaus  
Application Number: 50/73601-00-000

	Type of Adj.	K-6	7-8	9-12	Non-Severe	Severe
Current Baseline Eligibility		74	27	183	68	0
Adjustment Per This Item	e	-102	-28	26	-27	24
<b>Net Baseline Eligibility</b>		-28	-1	209	41	24

District: Round Valley Unified  
Attendance Area: District-Wide  
County: Mendocino  
Application Number: 50/65607-00-000

	Type of Adj.	K-6	7-8	9-12	Non-Severe	Severe
Current Baseline Eligibility		17	75	-211	-31	0
Adjustment Per This Item	f	0	27	0	0	0
<b>Net Baseline Eligibility</b>		17	102	-211	-31	0

District: Sanger Unified  
Attendance Area: District-Wide  
County: Fresno  
Application Number: 50/62414-00-000

	Type of Adj.	K-6	7-8	9-12	Non-Severe	Severe
Current Baseline Eligibility		3,097	1,088	-149	43	2
Adjustment Per This Item	e	-2,142	-263	-158	14	-2
<b>Net Baseline Eligibility</b>		955	825	-307	57	0

District: Santa Maria Joint Union High  
Attendance Area: District-Wide  
County: Santa Barbara  
Application Number: 50/69310-00-000

	Type of Adj.	K-6	7-8	9-12	Non-Severe	Severe
Current Baseline Eligibility		0	-1	1,393	127	124
Adjustment Per This Item	e	0	0	-502	93	-11
<b>Net Baseline Eligibility</b>		0	-1	891	220	113

State Allocation Board Meeting, May 26, 2021  
**ATTACHMENT A**

District: Southern Kern Unified  
 Attendance Area: District-Wide  
 County: Kern  
 Application Number: 50/63776-00-000

	<i>Type of Adj.</i>	<i>K-6</i>	<i>7-8</i>	<i>9-12</i>	<i>Non-Severe</i>	<i>Severe</i>
<i>Current Baseline Eligibility</i>		479	-63	-26	218	84
<i>Adjustment Per This Item</i>	e	-708	-211	-724	-131	-57
<b><i>Net Baseline Eligibility</i></b>		-229	-274	-750	87	27

State Allocation Board Meeting, May 26, 2021  
**ATTACHMENT B**

District: Black Butte Union Elementary  
 School Name: Black Butte Elementary  
 County: Shasta  
 Application Number: 57/69880-00-000

	Type of Adj.	K-6	7-8	9-12	Non-Severe	Severe
<i>Current Baseline Eligibility</i>		0	0	0	0	0
<i>Adjustment Per This Item</i>	e	-100	0	0	0	0
<i>Adjustment Per This Item</i>	d1	225	0	0	9	0
<b>Net Baseline Eligibility</b>		125	0	0	9	0

District: Clay Joint Elementary  
 School Name: Clay Elementary  
 County: Fresno  
 Application Number: 57/62109-00-000

	Type of Adj.	K-6	7-8	9-12	Non-Severe	Severe
<i>Current Baseline Eligibility</i>		0	1	0	0	0
<i>Adjustment Per This Item</i>	c	8	2	0	0	0
<i>Adjustment Per This Item</i>	d1	21	6	0	0	0
<i>Adjustment Per This Item</i>	c	5	3	0	0	0
<b>Net Baseline Eligibility</b>		34	12	0	0	0

District: Cupertino Union  
 School Name: De Vargas Elementary  
 County: Santa Clara  
 Application Number: 57/69419-00-000

	Type of Adj.	K-6	7-8	9-12	Non-Severe	Severe
<i>Current Baseline Eligibility</i>		28	0	0	0	0
<i>Adjustment Per This Item</i>	d1	20	0	0	0	0
<i>Adjustment Per This Item</i>	c	3	0	0	0	18
<b>Net Baseline Eligibility</b>		51	0	0	0	18

District: Cupertino Union  
 School Name: Montclair Elementary  
 County: Santa Clara  
 Application Number: 57/69419-00-000

	Type of Adj.	K-6	7-8	9-12	Non-Severe	Severe
<i>Current Baseline Eligibility</i>		68	0	0	0	0
<i>Adjustment Per This Item</i>	d1	7	0	0	9	0
<b>Net Baseline Eligibility</b>		75	0	0	9	0

State Allocation Board Meeting, May 26, 2021

**ATTACHMENT B**

District: Davis Joint Unified  
 School Name: Davis Senior High  
 County: Yolo  
 Application Number: 57/72678-00-000

	Type of Adj.	K-6	7-8	9-12	Non-Severe	Severe
<i>Current Baseline Eligibility</i>		0	0	2	72	15
<i>Adjustment Per This Item</i>	d1	0	0	125	8	2
<b>Net Baseline Eligibility</b>		0	0	127	80	17

District: Golden Plains Unified  
 School Name: Tranquillity High  
 County: Fresno  
 Application Number: 57/75234-00-000

	Type of Adj.	K-6	7-8	9-12	Non-Severe	Severe
<i>Current Baseline Eligibility</i>		0	0	0	0	0
<i>Adjustment Per This Item</i>	g	0	0	0	0	0
<i>Adjustment Per This Item</i>	d1	0	0	117	36	0
<b>Net Baseline Eligibility</b>		0	0	117	36	0

District: Irvine Unified  
 School Name: Rancho San Joaquin Intermediate  
 County: Orange  
 Application Number: 57/73650-00-000

	Type of Adj.	K-6	7-8	9-12	Non-Severe	Severe
<i>Current Baseline Eligibility</i>		0	4	0	-4	0
<i>Adjustment Per This Item</i>	g	0	-25	0	13	0
<i>Adjustment Per This Item</i>	f	0	21	0	-9	0
<i>Adjustment Per This Item</i>	d1	0	0	0	5	7
<i>Adjustment Per This Item</i>	c	0	124	0	-18	-7
<b>Net Baseline Eligibility</b>		0	124	0	-13	0

District: Kelseyville Unified  
 School Name: Kelseyville High  
 County: Lake  
 Application Number: 57/64014-00-000

	Type of Adj.	K-6	7-8	9-12	Non-Severe	Severe
<i>Current Baseline Eligibility</i>		0	0	169	0	0
<i>Adjustment Per This Item</i>	d1	0	0	290	13	0
<b>Net Baseline Eligibility</b>		0	0	459	13	0

State Allocation Board Meeting, May 26, 2021

**ATTACHMENT B**

District: Livingston Union  
 School Name: Campus Park Elementary  
 County: Merced  
 Application Number: 57/65748-00-000

	Type of Adj.	K-6	7-8	9-12	Non-Severe	Severe
<i>Current Baseline Eligibility</i>		0	0	0	0	0
<i>Adjustment Per This Item</i>	d1	45	0	0	1	0
<i>Adjustment Per This Item</i>	g	-8	0	0	7	0
<i>Adjustment Per This Item</i>	f	8	0	0	-7	0
<i>Adjustment Per This Item</i>	d1	31	0	0	0	0
<i>Adjustment Per This Item</i>	d1	151	0	0	3	0
<b>Net Baseline Eligibility</b>		227	0	0	4	0

District: Livingston Union  
 School Name: Yamato Colony Elementary  
 County: Merced  
 Application Number: 57/65748-00-000

	Type of Adj.	K-6	7-8	9-12	Non-Severe	Severe
<i>Current Baseline Eligibility</i>		514	0	0	10	0
<i>Adjustment Per This Item</i>	c	39	0	0	0	0
<i>Adjustment Per This Item</i>	d1	0	0	0	0	0
<b>Net Baseline Eligibility</b>		553	0	0	10	0

District: Los Angeles Unified  
 School Name: Bell Senior High  
 County: Los Angeles  
 Application Number: 57/64733-00-000

	Type of Adj.	K-6	7-8	9-12	Non-Severe	Severe
<i>Current Baseline Eligibility</i>		0	0	1,383	-2	0
<i>Adjustment Per This Item</i>	d1	0	0	2,184	98	0
<i>Adjustment Per This Item</i>	e	0	0	0	0	0
<b>Net Baseline Eligibility</b>		0	0	3,567	96	0

District: Los Angeles Unified  
 School Name: Gridley Street Elementary  
 County: Los Angeles  
 Application Number: 57/64733-00-000

	Type of Adj.	K-6	7-8	9-12	Non-Severe	Severe
<i>Current Baseline Eligibility</i>		857	0	0	0	10
<i>Adjustment Per This Item</i>	e	30	0	0	0	0
<i>Adjustment Per This Item</i>	d1	50	0	0	0	0
<b>Net Baseline Eligibility</b>		937	0	0	0	10

State Allocation Board Meeting, May 26, 2021

**ATTACHMENT B**

District: Los Angeles Unified  
 School Name: Kester Avenue Elementary  
 County: Los Angeles  
 Application Number: 57/64733-00-000

	Type of Adj.	K-6	7-8	9-12	Non-Severe	Severe
<i>Current Baseline Eligibility</i>		571	0	0	0	0
<i>Adjustment Per This Item</i>	e	-286	0	0	57	28
<b>Net Baseline Eligibility</b>		285	0	0	57	28

District: Los Angeles Unified  
 School Name: Verdugo Hills Senior High  
 County: Los Angeles  
 Application Number: 57/64733-00-000

	Type of Adj.	K-6	7-8	9-12	Non-Severe	Severe
<i>Current Baseline Eligibility</i>		0	0	1,168	1	0
<i>Adjustment Per This Item</i>	e	0	0	0	0	0
<b>Net Baseline Eligibility</b>		0	0	1,168	1	0

District: Los Angeles Unified  
 School Name: Marshall (John) Senior High  
 County: Los Angeles  
 Application Number: 57/64733-12-000

	Type of Adj.	K-6	7-8	9-12	Non-Severe	Severe
<i>Current Baseline Eligibility</i>		0	0	2,084	0	0
<i>Adjustment Per This Item</i>	d1	0	0	1,050	28	4
<b>Net Baseline Eligibility</b>		0	0	3,134	28	4

District: Los Angeles Unified  
 School Name: Western Avenue Elementary  
 County: Los Angeles  
 Application Number: 57/64733-25-000

	Type of Adj.	K-6	7-8	9-12	Non-Severe	Severe
<i>Current Baseline Eligibility</i>		181	0	0	0	0
<i>Adjustment Per This Item</i>	e	0	0	0	0	0
<i>Adjustment Per This Item</i>	e	25	0	0	-13	0
<i>Adjustment Per This Item</i>	d1	309	0	0	21	0
<b>Net Baseline Eligibility</b>		515	0	0	8	0



State Allocation Board Meeting, May 26, 2021

**ATTACHMENT B**

District: Los Angeles Unified  
 School Name: El Sereno Junior High  
 County: Los Angeles  
 Application Number: 57/64733-34-000

	Type of Adj.	K-6	7-8	9-12	Non-Severe	Severe
<i>Current Baseline Eligibility</i>		0	185	0	0	-1
<i>Adjustment Per This Item</i>	e	0	-135	0	0	0
<i>Adjustment Per This Item</i>	d1	0	179	0	-24	-2
<i>Adjustment Per This Item</i>	d1	0	334	0	24	4
<b>Net Baseline Eligibility</b>		0	563	0	0	1

District: Los Angeles Unified  
 School Name: Los Angeles Center for Enriched Studies  
 County: Los Angeles  
 Application Number: 57/64733-42-000

	Type of Adj.	K-6	7-8	9-12	Non-Severe	Severe
<i>Current Baseline Eligibility</i>		112	203	0	0	0
<i>Adjustment Per This Item</i>	c	-5	6	28	0	0
<b>Net Baseline Eligibility</b>		107	209	28	0	0

District: Los Angeles Unified  
 School Name: Carson Senior High  
 County: Los Angeles  
 Application Number: 57/64733-54-000

	Type of Adj.	K-6	7-8	9-12	Non-Severe	Severe
<i>Current Baseline Eligibility</i>		0	0	925	0	-37
<i>Adjustment Per This Item</i>	e	0	0	62	1	0
<i>Adjustment Per This Item</i>	c	0	0	96	-87	0
<b>Net Baseline Eligibility</b>		0	0	1,083	-86	-37

District: Mother Lode Union Elementary  
 School Name: Indian Creek Elementary  
 County: El Dorado  
 Application Number: 57/61929-00-000

	Type of Adj.	K-6	7-8	9-12	Non-Severe	Severe
<i>Current Baseline Eligibility</i>		442	0	0	0	0
<i>Adjustment Per This Item</i>	d1	19	0	0	0	0
<i>Adjustment Per This Item</i>	d1	50	0	0	0	0
<b>Net Baseline Eligibility</b>		511	0	0	0	0

State Allocation Board Meeting, May 26, 2021

**ATTACHMENT B**

District: Norwalk-La Mirada Unified  
 School Name: Morrison (Julia B.) Elementary  
 County: Los Angeles  
 Application Number: 57/64840-00-000

	Type of Adj.	K-6	7-8	9-12	Non-Severe	Severe
<i>Current Baseline Eligibility</i>		0	0	0	0	0
<i>Adjustment Per This Item</i>	c	20	0	0	0	0
<i>Adjustment Per This Item</i>	c	6	0	0	0	0
<b>Net Baseline Eligibility</b>		26	0	0	0	0

District: San Bernardino City Unified  
 School Name: San Andreas High  
 County: San Bernardino  
 Application Number: 57/67876-00-000

	Type of Adj.	K-6	7-8	9-12	Non-Severe	Severe
<i>Current Baseline Eligibility</i>		0	0	0	0	0
<i>Adjustment Per This Item</i>	d1	0	0	338	40	0
<b>Net Baseline Eligibility</b>		0	0	338	40	0

District: Visalia Unified  
 School Name: Goshen Elementary  
 County: Tulare  
 Application Number: 57/72256-00-000

	Type of Adj.	K-6	7-8	9-12	Non-Severe	Severe
<i>Current Baseline Eligibility</i>		30	0	0	0	0
<i>Adjustment Per This Item</i>	c	78	0	0	0	0
<i>Adjustment Per This Item</i>	d1	505	0	0	0	0
<b>Net Baseline Eligibility</b>		613	0	0	0	0

District: Visalia Unified  
 School Name: Royal Oaks Elementary  
 County: Tulare  
 Application Number: 57/72256-00-000

	Type of Adj.	K-6	7-8	9-12	Non-Severe	Severe
<i>Current Baseline Eligibility</i>		0	0	0	0	0
<i>Adjustment Per This Item</i>	d1	302	0	0	0	0
<b>Net Baseline Eligibility</b>		302	0	0	0	0

State Allocation Board Meeting, May 26, 2021  
**ATTACHMENT B**

District: Willows Unified  
 School Name: Willows High  
 County: Glenn  
 Application Number: 57/62661-00-000

	<i>Type of Adj.</i>	<i>K-6</i>	<i>7-8</i>	<i>9-12</i>	<i>Non-Severe</i>	<i>Severe</i>
<i>Current Baseline Eligibility</i>		0	0	491	0	0
<i>Adjustment Per This Item</i>	d1	0	0	0	0	0
<b><i>Net Baseline Eligibility</i></b>		0	0	491	0	0

## **SCHOOL FACILITY PROGRAM UNFUNDED APPROVALS** (Lack of AB 55 Loans)

### **PURPOSE OF REPORT**

To present to the State Allocation Board (Board) a list of School Facility Program (SFP) applications for unfunded approval.

### **DESCRIPTION**

At the January 2021 Board meeting, the Board elected to provide an increase adjustment of 1.42 percent to SFP projects for calendar year 2021. The projects listed on the Attachment reflect the Board's action of the adoption of the 1.42 percent increase based on the RS Means Construction Cost Index. In addition, the project applications represent SFP New Construction, Modernization, Charter School and Overcrowding Relief Grant projects in date order of a complete application being received by the Office of Public School Construction (OPSC).

### **AUTHORITY**

SFP Regulation Section 1859.2 defines an Unfunded List (Lack of AB 55 Loans) as an information list of unfunded projects that was created due to the State's inability to provide interim financing from the Pooled Money Investment Account (AB 55 loans) to fund school construction projects as declared in the Department of Finance Budget Letter #33 issued on December 18, 2008.

SFP Regulation Section 1859.95 states:

"When the Board has no funds to apportion ..., the Board will also accept and process applications for apportionment for purposes of developing an Unfunded List based on the date the application is ready for Apportionment, with the exception of New Construction funding applications that utilize eligibility generated by the Alternative Enrollment Projection.

An application for funding included on an Unfunded List is eligible for reimbursement subject to adjustments in the New Construction Grants amount pursuant to Section 1859.77."

## **BACKGROUND**

At the March 11, 2009 SAB meeting, the Board requested that Staff continue to process applications to the Board for unfunded approval, up to the bonding authority. The Attachment reflects applications being presented for unfunded approval, including SFP modernization and new construction projects in date order of a complete application being received by the OPSC. The list also includes health and safety facility hardship applications for funding that have been processed and are ready for approval regardless of received date. The unfunded approval of the applications as reflected on the Attachment does not constitute a guarantee of future funding.

## **RECOMMENDATIONS**

1. Approve the SFP applications as presented on the Attachment.
2. Provide that these unfunded approvals do not constitute a guarantee of future funding.

ATTACHMENT  
 UNFUNDED APPROVALS  
 (Lack of AB 55 Loans)  
 State Allocation Board Meeting, May 26, 2021

County	District	School Site	Application Number	Received Date	Grant Amount
LOS ANGELES	LOS ANGELES UNIFIED	EL SERENO JUNIOR HIGH	57/64733-34-016	7/18/2017	\$621,960.00
KERN	SOUTHERN KERN UNIFIED	ROSAMOND ELEMENTARY	50/63776-00-002	2/13/2018	\$7,228,019.00
LOS ANGELES	LOS ANGELES UNIFIED	JORDAN (DAVID STARR) SENIOR HIGH	57/64733-68-008	2/20/2018	\$2,268,315.00
MARIN	KENTFIELD ELEMENTARY	KENT (ADALINE E.) MIDDLE	57/65334-00-003	2/26/2018	\$1,335,145.00
LOS ANGELES	LOS ANGELES UNIFIED	BELL SENIOR HIGH	57/64733-00-652	2/27/2018	\$2,879,687.00
ORANGE	IRVINE UNIFIED	SPRINGBROOK ELEMENTARY	57/73650-00-028	3/2/2018	\$3,472,248.00
ORANGE	IRVINE UNIFIED	WESTPARK ELEMENTARY	57/73650-00-029	3/2/2018	\$3,729,015.00
LOS ANGELES	LOS ANGELES UNIFIED	KESTER AVENUE ELEMENTARY	57/64733-00-654	3/7/2018	\$840,604.00
LOS ANGELES	LOS ANGELES UNIFIED	WESTERN AVENUE ELEMENTARY	57/64733-25-011	3/7/2018	\$3,035,744.00
SAN MATEO	SOUTH SAN FRANCISCO UNIFIED	MONTE VERDE ELEMENTARY	57/69070-00-016	3/9/2018	\$1,170,329.00
SAN MATEO	SOUTH SAN FRANCISCO UNIFIED	SOUTH SAN FRANCISCO HIGH	57/69070-00-017	3/9/2018	\$1,098,690.00
PLACER	ROSEVILLE JOINT UNION HIGH	WEST PARK HIGH (AKA NEW HIGH)	50/66928-01-001	3/12/2018	\$30,645,923.00
STANISLAUS	NEWMAN-CROWS LANDING	HURD BARRINGTON ELEMENTARY	50/73601-00-005	3/16/2018	\$642,750.00
SAN BERNARDINO	SNOWLINE JOINT UNIFIED	SERRANO HIGH	50/73957-00-017	3/19/2018	\$136,382.00
SAN BERNARDINO	SNOWLINE JOINT UNIFIED	CHAPARRAL HIGH	50/73957-00-018	3/19/2018	\$136,382.00
ORANGE	IRVINE UNIFIED	LOMA RIDGE ELEMENTARY	50/73650-00-040	3/21/2018	\$35,516,121.00
SANTA BARBARA	GUADALUPE UNION ELEMENTARY	NEW MIDDLE	50/69203-00-001	3/22/2018	\$13,734,980.00
EL DORADO	MOTHER LODE UNION ELEMENTARY	INDIAN CREEK ELEMENTARY	57/61929-00-005	3/22/2018	\$2,614,430.00
MERCED	LIVINGSTON UNION	CAMPUS PARK ELEMENTARY	50/65748-00-003	3/28/2018	\$2,180,410.00
MERCED	LIVINGSTON UNION	YAMATO COLONY ELEMENTARY	50/65748-00-005	3/28/2018	\$608,324.00
MERCED	LIVINGSTON UNION	CAMPUS PARK ELEMENTARY	57/65748-00-003	3/28/2018	\$1,478,181.00
MERCED	LIVINGSTON UNION	YAMATO COLONY ELEMENTARY	57/65748-00-005	3/28/2018	\$2,253,947.00
SAN BERNARDINO	VICTOR ELEMENTARY	DR. RALPH H. BAKER 21ST	50/67918-00-011	3/30/2018	\$13,508,998.60
SANTA BARBARA	SANTA YNEZ VALLEY UNION HIGH	SANTA YNEZ VALLEY UNION HIGH	57/69328-00-002	3/30/2018	\$4,329,765.00
KERN	DELANO UNION ELEMENTARY	ALBANY PARK ELEMENTARY	57/63404-00-004	4/2/2018	\$4,206,323.33
KERN	DELANO UNION ELEMENTARY	NUEVA VISTA LANGUAGE ACADEMY (AKA VALLE VISTA)	57/63404-00-005	4/2/2018	\$4,303,460.00
KERN	STANDARD ELEMENTARY	STANDARD MIDDLE	57/63792-00-002	4/2/2018	\$6,143,253.00
MADERA	MADERA UNIFIED	MATILDA TORRES HIGH	50/65243-00-011	4/3/2018	\$38,346,670.50
ORANGE	IRVINE UNIFIED	RANCHO SAN JOAQUIN INTERMEDIATE	50/73650-00-041	4/11/2018	\$1,105,496.00
ORANGE	IRVINE UNIFIED	RANCHO SAN JOAQUIN INTERMEDIATE	57/73650-00-030	4/11/2018	\$570,889.00
LOS ANGELES	LOS ANGELES UNIFIED	LOS ANGELES CENTER FOR ENRICHED STUDIES	57/64733-42-018	4/11/2018	\$3,229,740.00
SAN BERNARDINO	SAN BERNARDINO CITY UNIFIED	SAN ANDREAS HIGH	57/67876-00-107	4/11/2018	\$824,839.00
FRESNO	COALINGA/HURON JOINT UNIFIED	HURON ELEMENTARY	50/62125-00-005	4/13/2018	\$941,407.00
FRESNO	COALINGA/HURON JOINT UNIFIED	BISHOP ELEMENTARY	50/62125-00-006	4/13/2018	\$2,613,830.00
FRESNO	COALINGA/HURON JOINT UNIFIED	DAWSON ELEMENTARY	50/62125-00-007	4/13/2018	\$2,598,649.00
FRESNO	COALINGA/HURON JOINT UNIFIED	COALINGA HIGH	50/62125-00-008	4/13/2018	\$3,070,423.00
FRESNO	COALINGA/HURON JOINT UNIFIED	HURON ELEMENTARY	57/62125-00-008	4/13/2018	\$3,985,537.00
YOLO	DAVIS JOINT UNIFIED	DAVIS SENIOR HIGH	57/72678-00-014	4/13/2018	\$2,191,429.00
SOLANO	BENICIA UNIFIED	BENICIA HIGH	57/70524-00-015	4/16/2018	\$4,110,664.00
SANTA BARBARA	SANTA MARIA JOINT UNION HIGH	RIGHETTI HIGH/CTE CENTER	50/69310-00-008	4/17/2018	\$6,248,398.28
LOS ANGELES	LOS ANGELES UNIFIED	CHATSWORTH SENIOR HIGH	57/64733-00-673	4/18/2018	\$4,930,878.00
FRESNO	CLAY JOINT ELEMENTARY	CLAY ELEMENTARY	50/62109-00-003	4/19/2018	\$2,728,404.00
FRESNO	CLAY JOINT ELEMENTARY	CLAY ELEMENTARY	57/62109-00-003	4/19/2018	\$1,358,032.00
SANTA CLARA	CUPERTINO UNION	CUPERTINO MIDDLE	57/69419-00-026	4/24/2018	\$3,205,854.00
SANTA CLARA	CUPERTINO UNION	DE VARGAS ELEMENTARY	57/69419-00-027	4/24/2018	\$807,037.00
SANTA CLARA	CUPERTINO UNION	MONTCLAIRE ELEMENTARY	57/69419-00-028	4/24/2018	\$733,213.00
FRESNO	GOLDEN PLAINS UNIFIED	TRANQUILLITY HIGH	57/75234-00-005	4/24/2018	\$1,649,071.00
SACRAMENTO	SACRAMENTO CITY UNIFIED	C.K. MCCLATCHY HIGH	57/67439-00-076	4/24/2018	\$3,228,806.00
LOS ANGELES	LOS ANGELES UNIFIED	VERDUGO HILLS SENIOR HIGH	57/64733-00-675	4/25/2018	\$2,401,409.00

ATTACHMENT  
 UNFUNDED APPROVALS  
 (Lack of AB 55 Loans)  
 State Allocation Board Meeting, May 26, 2021

County	District	School Site	Application Number	Received Date	Grant Amount
LOS ANGELES	LOS ANGELES UNIFIED	GRIDLEY STREET ELEMENTARY	57/64733-00-676	4/25/2018	\$1,095,169.00
LOS ANGELES	LOS ANGELES UNIFIED	SYLMAR SENIOR HIGH	57/64733-00-677	4/25/2018	\$984,450.00
LOS ANGELES	LOS ANGELES UNIFIED	TAFT (WILLIAM HOWARD) SENIOR HIGH	57/64733-00-678	4/25/2018	\$1,108,849.00
LOS ANGELES	LOS ANGELES UNIFIED	RESEDA ELEMENTARY	57/64733-00-679	4/25/2018	\$678,305.00
LOS ANGELES	LOS ANGELES UNIFIED	COLDWATER CANYON AVENUE ELEMENTARY	57/64733-00-680	4/25/2018	\$3,357,770.00
LOS ANGELES	LOS ANGELES UNIFIED	CARSON SENIOR HIGH	57/64733-54-027	4/25/2018	\$6,232,180.00
LAKE	LAKEPORT UNIFIED	CLEAR LAKE HIGH	57/64030-00-008	4/26/2018	\$887,918.00
SHASTA	BLACK BUTTE UNION ELEMENTARY	BLACK BUTTE ELEMENTARY	57/69880-00-003	5/1/2018	\$1,028,852.00
TULARE	VISALIA UNIFIED	SYMCAMORE VALLEY ACADEMY	54/72256-00-004	2/2/2021	\$1,602,668.20
LOS ANGELES	LOS ANGELES UNIFIED	RISE KOHYANG HIGH	54/64733-00-101	2/2/2021	\$35,050,017.76
SACRAMENTO	SAN JUAN UNIFIED	GATEWAY INTERNATIONAL	54/67447-00-005	2/9/2021	\$6,161,781.20

Program	Amount (in Dollars)
New Construction	\$161,991,567.38
Charter Schools	\$42,814,467.16
Modernization	\$94,381,987.33
<b>Total</b>	<b>\$299,188,021.87</b>

**APPLICANT DATA**

<b>Applicant:</b>	Los Angeles Unified	<b>PTN:</b>	64733 - 4985
<b>Application No:</b>	57/64733-34-016	<b>County:</b>	Los Angeles
<b>School Name:</b>	El Sereno Junior High		

**HISTORY OF PROJECT FUNDING**

	<b>Fund Code</b>	<b>Proposition</b>	<b>Previously Authorized</b>	<b>Authorized This Action</b>	<b>Unfunded Approval This Action</b>
<u>State Share</u>					
<b>Mod/Add. Grant</b>	951-570	51		\$ 621,960.00	\$ 621,960.00
<u>Applicant Share</u>					
<b>District Contribution</b>				414,640.00	
<b>Total</b>			\$ <u>0.00</u>	\$ <u>1,036,600.00</u>	\$ <u>621,960.00</u>
<b>Funding Source:</b>	Proposition 51 Bonds/2016-Nov.				

**APPLICATION DATA**

**Type of Project:** Middle School

**Pupils Assigned Under 50 Yrs:**

7-8:	74
Severe:	0

**Pupils Assigned Over 50 Yrs:**

7-8:	26
Severe:	1

**PROGRAM GRANT DATA**

<b>Accessibility Fire Grant</b>	\$	17,438.00
<b>Base Grant - Over 50Yr</b>	\$	204,981.00
<b>Base Grant - Under 50Yr</b>	\$	376,290.00
<b>Small Size Project</b>	\$	23,251.00
<b>Total State Share (60%)</b>		621,960.00
<b>Applicant Share (40%)</b>		414,640.00
<b>Total Project Cost</b>	\$	<u>1,036,600.00</u>

**Recommended Acres:** 20.9

**Existing Acres:** 23.2

**STIPULATED TERMS & NEXT STEPS**

The Applicant is required to submit a signed Grant Agreement pursuant to School Facility Program Regulation Section 1859.90.4 for the project prior to or concurrent with a request for the release of funds.

The Applicant shall ensure that it is in compliance with all applicable laws, regulations and certifications it made on the program forms.

The Applicant is responsible for ensuring that the project is compliant with Prevailing Wage Monitoring and/or Labor Compliance Program requirements at the time construction contracts are executed and/or construction commenced.

This application is placed on the Unfunded List (Lack of AB 55 Loans) pursuant to the Board's action on March 11, 2009. This approval does not constitute a guarantee or commitment of future state funding.



APPLICANT DATA			
Applicant:	Southern Kern Unified	PTN:	63776 - 27
Application No:	50/63776-00-002	County:	Kern
School Name:	Rosamond Elementary	Filing Basis:	District-wide

HISTORY OF PROJECT FUNDING					
	Fund Code	Proposition	Previously Authorized	Authorized This Action	Unfunded Approval This Action
<b>State Share</b>					
New Construction/Add. Grant	951-500	51		\$ 7,228,019.00	\$ 7,228,019.00
New Construction/Add. Grant	057-500	1D	\$ 1,638,069.00		
<b>Applicant Share</b>					
District Contribution			1,026,054.00	7,228,019.00	
Financial Hardship	057-500	1D	612,015.00		
<b>Total</b>			<b>\$ 3,276,138.00</b>	<b>\$ 14,456,038.00</b>	<b>\$ 7,228,019.00</b>
<b>Funding Sources: Proposition 1D Bonds/2006-Nov.; Proposition 51 Bonds/2016-Nov.</b>					

APPLICATION DATA		PROGRAM GRANT DATA	
Type of Project:	Elementary School	Base Grant	\$ 7,888,959.00
Pupils Assigned:	K-6: 575	Fire Detection	\$ 9,777.00
	Non-Severe: 13	Service Site Development	\$ 951,309.00
	Severe: 9	Utilities	\$ 16,043.00
Addition to Existing Site:	No	<b>Total State Share (50%)</b>	<b>8,866,088.00</b>
Master Plan Acres:	19.6	<b>Applicant Share (50%)</b>	<b>8,866,088.00</b>
Recommended Acres:	19.6	<b>Total Project Cost</b>	<b>\$ 17,732,176.00</b>
Existing Acres:	13.0		
Previous SAB Action:	12/14/2011		

STIPULATED TERMS & NEXT STEPS	
This application is placed on the Unfunded List (Lack of AB 55 Loans) pursuant to the Board's action on March 11, 2009. This approval does not constitute a guarantee or commitment of future state funding.	
The Applicant shall ensure that it is in compliance with all applicable laws, regulations and certifications it made on the program forms.	
The Applicant is responsible for ensuring that the project is compliant with Prevailing Wage Monitoring and/or Labor Compliance Program requirements at the time construction contracts are executed and/or construction commenced.	
The Applicant is required to submit a signed Grant Agreement pursuant to School Facility Program Regulation Section 1859.90.4 for the project prior to or concurrent with a request for the release of funds.	
On December 14, 2011, the Board approved a design Apportionment for the District for 850 pupil grants at the K-6 grade level and 26 in the Non-Severe category. With this item, the District is decreasing its request to 575 pupil grants at the K-6 grade level and to 13 pupil grants in the Non-Severe category. The District's New Construction baseline eligibility will be adjusted by an increase of 275 pupil grants at the K-6 grade level and 13 pupil grants in the Non-Severe category upon approval by the Board.	
The original design Apportionment was approved for Hamilton Elementary. The District has since combined the school site with Rosamond Elementary; therefore, this application is for Rosamond Elementary.	

**APPLICANT DATA**

<b>Applicant:</b>	Los Angeles Unified	<b>PTN:</b>	64733 - 4908
<b>Application No:</b>	57/64733-68-008	<b>County:</b>	Los Angeles
<b>School Name:</b>	Jordan (David Starr) Senior High		

**HISTORY OF PROJECT FUNDING**

	<b>Fund Code</b>	<b>Proposition</b>	<b>Previously Authorized</b>	<b>Authorized This Action</b>	<b>Unfunded Approval This Action</b>
<u>State Share</u>					
<b>Mod/Add. Grant</b>	<b>951-570</b>	<b>51</b>	\$	\$ 2,268,315.00	\$ 2,268,315.00
<u>Applicant Share</u>					
<b>District Contribution</b>				1,512,210.00	
<b>Total</b>			\$ <u>0.00</u>	\$ <u>3,780,525.00</u>	\$ <u>2,268,315.00</u>
<b>Funding Source:</b>	<b>Proposition 51 Bonds/2016-Nov.</b>				

**APPLICATION DATA**

<b>Type of Project:</b>	High School	
<b>Pupils Assigned Under 50 Yrs:</b>	<b>K-6:</b>	0
	<b>7-8:</b>	0
	<b>9-12</b>	2
	<b>Non-Severe:</b>	0
	<b>Severe:</b>	0
<b>Pupils Assigned Over 50 Yrs:</b>	<b>K-6:</b>	0
	<b>7-8:</b>	0
	<b>9-12</b>	132
	<b>Non-Severe:</b>	62
	<b>Severe:</b>	0

**PROGRAM GRANT DATA**

<b>Accessibility Fire Grant</b>	\$	63,502.00
<b>Base Grant - Over 50Yr</b>	\$	2,103,430.00
<b>Base Grant - Under 50Yr</b>	\$	13,316.00
<b>Prevailing Wage Monitoring</b>	\$	3,397.00
<b>Small Size Project</b>	\$	84,670.00
<b>Total State Share (60%)</b>		<u>2,268,315.00</u>
<b>Applicant Share (40%)</b>		1,512,210.00
<b>Total Project Cost</b>	\$	<u><u>3,780,525.00</u></u>

**Recommended Acres:** 23.5  
**Existing Acres:** 21.1

**STIPULATED TERMS & NEXT STEPS**

The Applicant is required to submit a signed Grant Agreement pursuant to School Facility Program Regulation Section 1859.90.4 for the project prior to or concurrent with a request for the release of funds.

The Applicant shall ensure that it is in compliance with all applicable laws, regulations and certifications it made on the program forms.

The Applicant is responsible for ensuring that the project is compliant with Prevailing Wage Monitoring and/or Labor Compliance Program requirements at the time construction contracts are executed and/or construction commenced.

This application is placed on the Unfunded List (Lack of AB 55 Loans) pursuant to the Board's action on March 11, 2009. This approval does not constitute a guarantee or commitment of future state funding.

**APPLICANT DATA**

<b>Applicant:</b>	Kentfield Elementary	<b>PTN:</b>	65334 - 14
<b>Application No:</b>	57/65334-00-003	<b>County:</b>	Marin
<b>School Name:</b>	Kent (Adaline E.) Middle School		

**HISTORY OF PROJECT FUNDING**

	<b>Fund Code</b>	<b>Proposition</b>	<b>Previously Authorized</b>	<b>Authorized This Action</b>	<b>Unfunded Approval This Action</b>
<u>State Share</u>					
<b>Mod/Add. Grant</b>	<b>951-570</b>	<b>51</b>	\$	\$ 1,335,145.00	\$ 1,335,145.00
<u>Applicant Share</u>					
<b>District Contribution</b>				890,096.67	
<b>Total</b>			\$ <u>0.00</u>	\$ <u>2,225,241.67</u>	\$ <u>1,335,145.00</u>
<b>Funding Source:</b>	<b>Proposition 51 Bonds/2016-Nov.</b>				

**APPLICATION DATA**

**Type of Project:**

<b>Pupils Assigned Under 50 Yrs:</b>	<b>K-6:</b>	0
	<b>7-8:</b>	0
	<b>Non-Severe:</b>	1
<b>Pupils Assigned Over 50 Yrs:</b>	<b>K-6:</b>	77
	<b>7-8:</b>	70
	<b>Non-Severe:</b>	14

**PROGRAM GRANT DATA**

<b>Accessibility Fire Grant</b>	\$	36,554.00
<b>Base Grant - Over 50Yr</b>	\$	1,208,228.00
<b>Base Grant - Under 50Yr</b>	\$	10,253.00
<b>Fire Detection</b>	\$	27,252.00
<b>Project Assistance</b>	\$	4,119.00
<b>Small Size Project</b>	\$	48,739.00
<b>Total State Share (60%)</b>		1,335,145.00
<b>Applicant Share (40%)</b>		890,096.67
<b>Total Project Cost</b>	\$	<u>2,225,241.67</u>

**Recommended Acres:** 10.7  
**Existing Acres:** 9.47

**STIPULATED TERMS & NEXT STEPS**

The Applicant is required to submit a signed Grant Agreement pursuant to School Facility Program Regulation Section 1859.90.4 for the project prior to or concurrent with a request for the release of funds.

The Applicant shall ensure that it is in compliance with all applicable laws, regulations and certifications it made on the program forms.

The Applicant is responsible for ensuring that the project is compliant with Prevailing Wage Monitoring and/or Labor Compliance Program requirements at the time construction contracts are executed and/or construction commenced.

This application is placed on the Unfunded List (Lack of AB 55 Loans) pursuant to the Board's action on March 11, 2009. This approval does not constitute a guarantee or commitment of future state funding.

APPLICANT DATA			
<b>Applicant:</b>	Los Angeles Unified	<b>PTN:</b>	64733 - 3122
<b>Application No:</b>	57/64733-00-652	<b>County:</b>	Los Angeles
<b>School Name:</b>	Bell Senior High		

HISTORY OF PROJECT FUNDING					
	Fund Code	Proposition	Previously Authorized	Authorized This Action	Unfunded Approval This Action
<b>State Share</b>					
<b>Mod/Add. Grant</b>	951-570	51	\$	\$ 2,879,687.00	\$ 2,879,687.00
<b>Applicant Share</b>					
<b>District Contribution</b>				1,919,791.33	
<b>Total</b>			\$	\$ <u>4,799,478.33</u>	\$ <u>2,879,687.00</u>
<b>Funding Source:</b>	Proposition 51 Bonds/2016-Nov.				

APPLICATION DATA			
<b>Type of Project:</b>		High School	
<b>Pupils Assigned Under 50 Yrs:</b>	<b>K-6:</b>	0	
	<b>7-8:</b>	0	
	<b>9-12</b>	5	
	<b>Non-Severe:</b>	0	
	<b>Severe:</b>	0	
	<b>Pupils Assigned Over 50 Yrs:</b>	<b>K-6:</b>	0
	<b>7-8:</b>	0	
	<b>9-12</b>	225	
	<b>Non-Severe:</b>	2	
	<b>Severe:</b>	0	
<b>Recommended Acres:</b>		66.1	
<b>Existing Acres:</b>		19.0	

PROGRAM GRANT DATA	
<b>2 Stop Elevator</b>	\$ 128,460.00
<b>Accessibility Fire Grant</b>	\$ 64,277.00
<b>Base Grant - Over 50Yr</b>	\$ 2,109,274.00
<b>Base Grant - Under 50Yr</b>	\$ 33,290.00
<b>Urban / Security / Impacted Site</b>	\$ 544,386.00
<b>Total State Share (60%)</b>	<u>2,879,687.00</u>
<b>Applicant Share (40%)</b>	1,919,791.33
<b>Total Project Cost</b>	<u>\$ 4,799,478.33</u>

STIPULATED TERMS & NEXT STEPS
<p>The Applicant is required to submit a signed Grant Agreement pursuant to School Facility Program Regulation Section 1859.90.4 for the project prior to or concurrent with a request for the release of funds.</p> <p>The Applicant shall ensure that it is in compliance with all applicable laws, regulations and certifications it made on the program forms.</p> <p>The Applicant is responsible for ensuring that the project is compliant with Prevailing Wage Monitoring and/or Labor Compliance Program requirements at the time construction contracts are executed and/or construction commenced.</p> <p>This application is placed on the Unfunded List (Lack of AB 55 Loans) pursuant to the Board's action on March 11, 2009. This approval does not constitute a guarantee or commitment of future state funding.</p>

**APPLICANT DATA**

<b>Applicant:</b>	Irvine Unified	<b>PTN:</b>	73650 - 229
<b>Application No:</b>	57/73650-00-028	<b>County:</b>	Orange
<b>School Name:</b>	Springbrook Elementary		

**HISTORY OF PROJECT FUNDING**

	<b>Fund Code</b>	<b>Proposition</b>	<b>Previously Authorized</b>	<b>Authorized This Action</b>	<b>Unfunded Approval This Action</b>
<u>State Share</u>					
<b>Mod/Add. Grant</b>	<b>951-570</b>	<b>51</b>	<b>\$</b>	<b>\$ 3,472,248.00</b>	<b>\$ 3,472,248.00</b>
<u>Applicant Share</u>					
<b>District Contribution</b>				2,314,832.00	
<b>Total</b>			<b>\$ 0.00</b>	<b>\$ 5,787,080.00</b>	<b>\$ 3,472,248.00</b>
<b>Funding Source:</b>	<b>Proposition 51 Bonds/2016-Nov.</b>				

**APPLICATION DATA**

<b>Type of Project:</b>	Elementary School	
<b>Pupils Assigned Under 50 Yrs:</b>	<b>K-6:</b>	559
	<b>Non-Severe:</b>	15
	<b>Severe:</b>	28

**PROGRAM GRANT DATA**

<b>Accessibility Fire Grant</b>	<b>\$</b>	98,117.00
<b>Base Grant - Under 50Yr</b>	<b>\$</b>	3,270,567.00
<b>Fire Detection</b>	<b>\$</b>	103,564.00
<b>Total State Share (60%)</b>		3,472,248.00
<b>Applicant Share (40%)</b>		2,314,832.00
<b>Total Project Cost</b>	<b>\$</b>	<b>5,787,080.00</b>

<b>Recommended Acres:</b>	9.8
<b>Existing Acres:</b>	8.0

**STIPULATED TERMS & NEXT STEPS**

This application is placed on the Unfunded List (Lack of AB 55 Loans) pursuant to the Board's action on March 11, 2009. This approval does not constitute a guarantee or commitment of future state funding.

The Applicant shall ensure that it is in compliance with all applicable laws, regulations and certifications it made on the program forms.

The Applicant is responsible for ensuring that the project is compliant with Prevailing Wage Monitoring and/or Labor Compliance Program requirements at the time construction contracts are executed and/or construction commenced.

The Applicant is required to submit a signed Grant Agreement pursuant to School Facility Program Regulation Section 1859.90.4 for the project prior to or concurrent with a request for the release of funds.

**APPLICANT DATA**

<b>Applicant:</b>	Irvine Unified	<b>PTN:</b>	73650 - 228
<b>Application No:</b>	57/73650-00-029	<b>County:</b>	Orange
<b>School Name:</b>	Westpark Elementary		

**HISTORY OF PROJECT FUNDING**

	<b>Fund Code</b>	<b>Proposition</b>	<b>Previously Authorized</b>	<b>Authorized This Action</b>	<b>Unfunded Approval This Action</b>
<u>State Share</u>					
<b>Mod/Add. Grant</b>	<b>951-570</b>	<b>51</b>	<b>\$</b>	<b>\$ 3,729,015.00</b>	<b>\$ 3,729,015.00</b>
<u>Applicant Share</u>					
<b>District Contribution</b>				2,486,010.00	
<b>Total</b>			<b>\$ 0.00</b>	<b>\$ 6,215,025.00</b>	<b>\$ 3,729,015.00</b>
<b>Funding Source:</b>	<b>Proposition 51 Bonds/2016-Nov.</b>				

**APPLICATION DATA**

<b>Type of Project:</b>	Elementary School
<b>Pupils Assigned Under 50 Yrs:</b>	<b>K-6: 730</b>
<b>Recommended Acres:</b>	13.7
<b>Existing Acres:</b>	8.3

**PROGRAM GRANT DATA**

<b>Accessibility Fire Grant</b>	<b>\$ 105,295.00</b>
<b>Base Grant - Under 50Yr</b>	<b>\$ 3,509,840.00</b>
<b>Fire Detection</b>	<b>\$ 113,880.00</b>
<b>Total State Share (60%)</b>	<b>3,729,015.00</b>
<b>Applicant Share (40%)</b>	<b>2,486,010.00</b>
<b>Total Project Cost</b>	<b>\$ 6,215,025.00</b>

**STIPULATED TERMS & NEXT STEPS**

This application is placed on the Unfunded List (Lack of AB 55 Loans) pursuant to the Board's action on March 11, 2009. This approval does not constitute a guarantee or commitment of future state funding.

The Applicant shall ensure that it is in compliance with all applicable laws, regulations and certifications it made on the program forms.

The Applicant is responsible for ensuring that the project is compliant with Prevailing Wage Monitoring and/or Labor Compliance Program requirements at the time construction contracts are executed and/or construction commenced.

The Applicant is required to submit a signed Grant Agreement pursuant to School Facility Program Regulation Section 1859.90.4 for the project prior to or concurrent with a request for the release of funds.

**APPLICANT DATA**

<b>Applicant:</b>	Los Angeles Unified	<b>PTN:</b>	64733 - 4531
<b>Application No:</b>	57/64733-00-654	<b>County:</b>	Los Angeles
<b>School Name:</b>	Kester Avenue Elementary		

**HISTORY OF PROJECT FUNDING**

	<b>Fund Code</b>	<b>Proposition</b>	<b>Previously Authorized</b>	<b>Authorized This Action</b>	<b>Unfunded Approval This Action</b>
<u>State Share</u>					
<b>Mod/Add. Grant</b>	<b>951-570</b>	<b>51</b>	\$	\$ 840,604.00	\$ 840,604.00
<u>Applicant Share</u>					
<b>District Contribution</b>				560,402.67	
<b>Total</b>			\$ <u>0.00</u>	\$ <u>1,401,006.67</u>	\$ <u>840,604.00</u>
<b>Funding Source:</b>	<b>Proposition 51 Bonds/2016-Nov.</b>				

**APPLICATION DATA**

<b>Type of Project:</b>	Elementary School	
<b>Pupils Assigned Under 50 Yrs:</b>	<b>K-6:</b>	10
	<b>7-8:</b>	0
	<b>9-12</b>	0
	<b>Non-Severe:</b>	0
	<b>Severe:</b>	0
<b>Pupils Assigned Over 50 Yrs:</b>	<b>K-6:</b>	90
	<b>7-8:</b>	0
	<b>9-12</b>	0
	<b>Non-Severe:</b>	1
	<b>Severe:</b>	0

**PROGRAM GRANT DATA**

<b>Accessibility Fire Grant</b>	\$	19,906.00
<b>Base Grant - Over 50Yr</b>	\$	615,437.00
<b>Base Grant - Under 50Yr</b>	\$	48,080.00
<b>Small Size Project</b>	\$	26,541.00
<b>Urban / Security / Impacted Site</b>	\$	130,640.00
<b>Total State Share (60%)</b>		<u>840,604.00</u>
<b>Applicant Share (40%)</b>		560,402.67
<b>Total Project Cost</b>	\$	<u><u>1,401,006.67</u></u>

**Recommended Acres:** 16.6  
**Existing Acres:** 8.0

**STIPULATED TERMS & NEXT STEPS**

The Applicant is required to submit a signed Grant Agreement pursuant to School Facility Program Regulation Section 1859.90.4 for the project prior to or concurrent with a request for the release of funds.

The Applicant shall ensure that it is in compliance with all applicable laws, regulations and certifications it made on the program forms.

The Applicant is responsible for ensuring that the project is compliant with Prevailing Wage Monitoring and/or Labor Compliance Program requirements at the time construction contracts are executed and/or construction commenced.

This application is placed on the Unfunded List (Lack of AB 55 Loans) pursuant to the Board's action on March 11, 2009. This approval does not constitute a guarantee or commitment of future state funding.

**APPLICANT DATA**

<b>Applicant:</b>	Los Angeles Unified	<b>PTN:</b>	64733 - 5312
<b>Application No:</b>	57/64733-25-011	<b>County:</b>	Los Angeles
<b>School Name:</b>	Western Avenue Elementary		

**HISTORY OF PROJECT FUNDING**

	<b>Fund Code</b>	<b>Proposition</b>	<b>Previously Authorized</b>	<b>Authorized This Action</b>	<b>Unfunded Approval This Action</b>
<u>State Share</u>					
<b>Mod/Add. Grant</b>	<b>951-570</b>	<b>51</b>	\$	\$ 3,035,744.00	\$ 3,035,744.00
<u>Applicant Share</u>					
<b>District Contribution</b>				2,023,829.33	
<b>Total</b>			\$ <u>0.00</u>	\$ <u>5,059,573.33</u>	\$ <u>3,035,744.00</u>
<b>Funding Source:</b>	<b>Proposition 51 Bonds/2016-Nov,</b>				

**APPLICATION DATA**

<b>Type of Project:</b>	Elementary School	
<b>Pupils Assigned Under 50 Yrs:</b>	<b>K-6:</b>	123
	<b>Non-Severe:</b>	0
<b>Pupils Assigned Over 50 Yrs:</b>	<b>K-6:</b>	270
	<b>Non-Severe:</b>	8
<b>Recommended Acres:</b>	11.1	
<b>Existing Acres:</b>	5.66	

**PROGRAM GRANT DATA**

<b>Accessibility Fire Grant</b>	\$	75,266.00
<b>Base Grant - Over 50Yr</b>	\$	1,917,496.00
<b>Base Grant - Under 50Yr</b>	\$	591,384.00
<b>Urban / Security / Impacted Site</b>	\$	451,598.00
<b>Total State Share (60%)</b>		3,035,744.00
<b>Applicant Share (40%)</b>		2,023,829.33
<b>Total Project Cost</b>	\$	<u>5,059,573.33</u>

**STIPULATED TERMS & NEXT STEPS**

The Applicant is required to submit a signed Grant Agreement pursuant to School Facility Program Regulation Section 1859.90.4 for the project prior to or concurrent with a request for the release of funds.

The Applicant shall ensure that it is in compliance with all applicable laws, regulations and certifications it made on the program forms.

The Applicant is responsible for ensuring that the project is compliant with Prevailing Wage Monitoring and/or Labor Compliance Program requirements at the time construction contracts are executed and/or construction commenced.

This application is placed on the Unfunded List (Lack of AB 55 Loans) pursuant to the Board's action on March 11, 2009. This approval does not constitute a guarantee or commitment of future state funding.



**APPLICANT DATA**

<b>Applicant:</b>	South San Francisco Unified	<b>PTN:</b>	69070 - 33
<b>Application No:</b>	57/69070-00-016	<b>County:</b>	San Mateo
<b>School Name:</b>	Monte Verde Elementary		

**HISTORY OF PROJECT FUNDING**

	<b>Fund Code</b>	<b>Proposition</b>	<b>Previously Authorized</b>	<b>Authorized This Action</b>	<b>Unfunded Approval This Action</b>
<u>State Share</u>					
<b>Modernization/Add. Grant</b>	<b>951-570</b>	<b>51</b>	<b>\$</b>	<b>\$ 1,170,329.00</b>	<b>\$ 1,170,329.00</b>
<u>Applicant Share</u>					
<b>District Contribution</b>				780,219.33	
<b>Total</b>			<b>\$ 0.00</b>	<b>\$ 1,950,548.33</b>	<b>\$ 1,170,329.00</b>
<b>Funding Source:</b>	<b>Proposition 51 Bonds/2016-Nov.</b>				

**APPLICATION DATA**

<b>Type of Project:</b>	Elementary School	
<b>Pupils Assigned Under 50 Yrs:</b>	<b>K-6:</b>	0
<b>Pupils Assigned Over 50 Yrs:</b>	<b>K-6:</b>	160
<b>Recommended Acres:</b>		9.8
<b>Existing Acres:</b>		6.65

**PROGRAM GRANT DATA**

<b>Accessibility Fire Grant</b>	<b>\$</b>	32,064.00
<b>Base Grant - Over 50Yr</b>	<b>\$</b>	1,068,800.00
<b>Fire Detection</b>	<b>\$</b>	24,960.00
<b>Prevailing Wage Monitoring</b>	<b>\$</b>	1,753.00
<b>Small Size Project</b>	<b>\$</b>	42,752.00
<b>Total State Share (60%)</b>		1,170,329.00
<b>Applicant Share (40%)</b>		780,219.33
<b>Total Project Cost</b>	<b>\$</b>	<b>1,950,548.33</b>

**STIPULATED TERMS & NEXT STEPS**

This application is placed on the Unfunded List (Lack of AB 55 Loans) pursuant to the Board's action on March 11, 2009. This approval does not constitute a guarantee or commitment of future state funding.

The Applicant shall ensure that it is in compliance with all applicable laws, regulations and certifications it made on the program forms.

The Applicant is required to submit a signed Grant Agreement pursuant to School Facility Program Regulation Section 1859.90.4 for the project prior to or concurrent with a request for the release of funds.

The Applicant is responsible for ensuring that the project is compliant with Prevailing Wage Monitoring and/or Labor Compliance Program requirements at the time construction contracts are executed and/or construction commenced.

APPLICANT DATA
----------------

<b>Applicant:</b>	South San Francisco Unified	<b>PTN:</b>	69070 - 45
<b>Application No:</b>	57/69070-00-017	<b>County:</b>	San Mateo
<b>School Name:</b>	South San Francisco High		

HISTORY OF PROJECT FUNDING
----------------------------

	Fund Code	Proposition	Previously Authorized	Authorized This Action	Unfunded Approval This Action
<b>State Share</b>					
<b>Mod/Add. Grant</b>	951-570	51	\$	\$ 1,098,690.00	\$ 1,098,690.00
<b>Applicant Share</b>					
<b>District Contribution</b>				732,460.00	
<b>Total</b>			\$	0.00	\$ 1,098,690.00
<b>Funding Source:</b>	Proposition 51 Bonds/2016-Nov.				

APPLICATION DATA
------------------

<b>Type of Project:</b>		High School
<b>Pupils Assigned Under 50 Yrs:</b>		
	9-12	0
	<b>Non-Severe:</b>	0
	<b>Severe:</b>	0
<b>Pupils Assigned Over 50 Yrs:</b>		
	9-12	74
	<b>Non-Severe:</b>	1
	<b>Severe:</b>	1

PROGRAM GRANT DATA
--------------------

<b>2 Stop Elevator</b>	\$	256,920.00
<b>Accessibility Fire Grant</b>	\$	21,596.00
<b>Base Grant - Over 50Yr</b>	\$	719,880.00
<b>Fire Detection</b>	\$	12,262.00
<b>Prevailing Wage Monitoring</b>	\$	1,646.00
<b>Small Size Project</b>	\$	86,386.00
<b>Total State Share (60%)</b>		1,098,690.00
<b>Applicant Share (40%)</b>		732,460.00
<b>Total Project Cost</b>	\$	1,831,150.00

<b>Recommended Acres:</b>	38.6
<b>Existing Acres:</b>	26.6

STIPULATED TERMS & NEXT STEPS
-------------------------------

The Applicant is required to submit a signed Grant Agreement pursuant to School Facility Program Regulation Section 1859.90.4 for the project prior to or concurrent with a request for the release of funds.

The Applicant shall ensure that it is in compliance with all applicable laws, regulations and certifications it made on the program forms.

The Applicant is responsible for ensuring that the project is compliant with Prevailing Wage Monitoring and/or Labor Compliance Program requirements at the time construction contracts are executed and/or construction commenced.

This application is placed on the Unfunded List (Lack of AB 55 Loans) pursuant to the Board's action on March 11, 2009. This approval does not constitute a guarantee or commitment of future state funding.

**APPLICANT DATA**

<b>Applicant:</b>	Roseville Joint Union High	<b>PTN:</b>	66928 - 128
<b>Application No:</b>	50/66928-01-001	<b>County:</b>	Placer
<b>School Name:</b>	West Park High (Aka New High	<b>Filing Basis:</b>	Woodcreek/Challenge

**HISTORY OF PROJECT FUNDING**

	<b>Fund Code</b>	<b>Proposition</b>	<b>Previously Authorized</b>	<b>Authorized This Action</b>	<b>Unfunded Approval This Action</b>
<u>State Share</u>					
<b>NC/Add. Grant</b>	951-500	51	\$	\$ 30,645,923.00	\$ 30,645,923.00
<u>Applicant Share</u>					
<b>District Contribution</b>				30,645,923.00	
<b>Total</b>			\$ <u>0.00</u>	\$ <u>61,291,846.00</u>	\$ <u>30,645,923.00</u>
<b>Funding Source:</b>	<b>Proposition 51 Bonds/2016-Nov.</b>				

**APPLICATION DATA**

<b>Type of Project:</b>	High School
	9-12: 1107
<b>Number of Classrooms:</b>	41
<b>Addition to Existing Site:</b>	No
<b>Master Plan Acres:</b>	60.9
<b>Recommended Acres:</b>	36.0
<b>Existing Acres:</b>	0.0
<b>Proposed Acres:</b>	52.86

**PROGRAM GRANT DATA**

<b>2% of Appraised or Actual Value</b>	\$	170,000.00
<b>Automatic Sprinkler System</b>	\$	290,034.00
<b>Base Grant</b>	\$	18,812,358.00
<b>DTSC Fees</b>	\$	1,262.00
<b>Fire Detection</b>	\$	37,638.00
<b>General Site</b>	\$	1,804,236.00
<b>NC New Site Acquisition</b>	\$	4,250,000.00
<b>Off Site</b>	\$	1,426,952.00
<b>Service Site Development</b>	\$	3,626,356.00
<b>Utilities</b>	\$	227,087.00
<b>Total State Share (50%)</b>		30,645,923.00
<b>Applicant Share (50%)</b>		30,645,923.00
<b>Total Project Cost</b>	\$	<u>61,291,846.00</u>

**STIPULATED TERMS & NEXT STEPS**

The Applicant is required to submit a signed Grant Agreement pursuant to School Facility Program Regulation Section 1859.90.4 for the project prior to or concurrent with a request for the release of funds.

The Applicant shall ensure that it is in compliance with all applicable laws, regulations and certifications it made on the program forms.

The Applicant is responsible for ensuring that the project is compliant with Prevailing Wage Monitoring and/or Labor Compliance Program requirements at the time construction contracts are executed and/or construction commenced.

This application is placed on the Unfunded List (Lack of AB 55 Loans) pursuant to the Board's action on March 11, 2009. This approval does not constitute a guarantee or commitment of future state funding.

**APPLICANT DATA**

**Applicant:** Newman-Crows Landing Unified **PTN:** 73601 - 14  
**Application No:** 50/73601-00-005 **County:** Stanislaus  
**School Name:** Hurd Barrington Elementary **Filing Basis:** District-wide

**HISTORY OF PROJECT FUNDING**

	Fund Code	Proposition	Previously Authorized	Authorized This Action	Unfunded Approval This Action
<b>State Share</b>					
NC/Add. Grant	951-500	51	\$	\$ 642,750.00	\$ 642,750.00
<b>Applicant Share</b>					
District Contribution				642,750.00	
<b>Total</b>			\$ <u>0.00</u>	\$ <u>1,285,500.00</u>	\$ <u>642,750.00</u>
<b>Funding Source:</b>	<b>Proposition 51 Bonds/2016-Nov.</b>				

**APPLICATION DATA**

**Type of Project:** Elementary School  
**Pupils Assigned:** K-6: 50  
**Number of Classrooms:** 2  
**Addition to Existing Site:** No  
**Use of Grants 1859.77.3(a):** No  
**Use of Grants 1859.77.3(b):** Yes  
**Master Plan Acres:** 9.8  
**Recommended Acres:** 11.5  
**Existing Acres:** 10.0  
**Proposed Acres:** 0.0

**PROGRAM GRANT DATA**

<b>Automatic Sprinkler System</b>	\$ 10,600.00
<b>Base Grant</b>	\$ 631,400.00
<b>Fire Detection</b>	\$ 750.00
<b>Total State Share (50%)</b>	642,750.00
<b>Applicant Share (50%)</b>	642,750.00
<b>Total Project Cost</b>	\$ <u>1,285,500.00</u>

**STIPULATED TERMS & NEXT STEPS**

The Applicant is required to submit a signed Grant Agreement pursuant to School Facility Program Regulation Section 1859.90.4 for the project prior to or concurrent with a request for the release of funds.

The Applicant shall ensure that it is in compliance with all applicable laws, regulations and certifications it made on the program forms.

The Applicant is responsible for ensuring that the project is compliant with Prevailing Wage Monitoring and/or Labor Compliance Program requirements at the time construction contracts are executed and/or construction commenced.

This application is placed on the Unfunded List (Lack of AB 55 Loans) pursuant to the Board's action on March 11, 2009. This approval does not constitute a guarantee or commitment of future state funding.

APPLICANT DATA			
Applicant:	Snowline Joint Unified	PTN:	73957 - 81
Application No:	50/73957-00-017	County:	San Bernardino
School Name:	Serrano High	Filing Basis:	District-wide

HISTORY OF PROJECT FUNDING					
	Fund Code	Proposition	Previously Authorized	Authorized This Action	Unfunded Approval This Action
<u>State Share</u>					
NC Design Grant	951-500	51	\$	\$ 68,191.00	\$ 68,191.00
<u>Applicant Share</u>					
District Contribution					
Financial Hardship	951-500	51		68,191.00	\$ 68,191.00
<b>Total</b>			<b>\$ 0.00</b>	<b>\$ 136,382.00</b>	<b>\$ 136,382.00</b>
<b>Funding Source:</b>	<b>Proposition 51 Bonds/2016-Nov.</b>				

APPLICATION DATA	PROGRAM GRANT DATA
Type of Project: High School	<u>Separate Design Grant</u>
Pupils Assigned: K-6: 27	Total Design (40% of Base Grant) \$ 136,382.00
Addition to Existing Site: No	Total State Share (50%) 68,191.00
Use of Grants 1859.77.3(a): No	Applicant Share (50%) \$ 68,191.00
Use of Grants 1859.77.3(b): Yes	

STIPULATED TERMS & NEXT STEPS
<p>This application is placed on the Unfunded List (Lack of AB 55 Loans) pursuant to the Board's action on March 11, 2009. This approval does not constitute a guarantee or commitment of future state funding.</p> <p>The Applicant shall ensure that it is in compliance with all applicable laws, regulations and certifications it made on the program forms.</p> <p>The Applicant is responsible for ensuring that the project is compliant with Prevailing Wage Monitoring and/or Labor Compliance Program requirements at the time construction contracts are executed and/or construction commenced.</p> <p>The Applicant is required to submit a signed Grant Agreement pursuant to School Facility Program Regulation Section 1859.90.4 for the project prior to or concurrent with a request for the release of funds.</p> <p>The Applicant qualifies for financial hardship pursuant to School Facility Program Regulation Section 1859.81(c)(1). The Applicant has demonstrated it is financially unable to provide all or a part of the matching funds and is levying the developer fees or equal alternative revenue source justified by law. The Applicant's outstanding bonded indebtedness as of June 30, 2019, is at least 60 percent of its total bonding capacity.</p> <p>This project is a Use of Grants under Regulation Section 1859.77.3(b).</p>

**APPLICANT DATA**

<b>Applicant:</b>	Snowline Joint Unified	<b>PTN:</b>	73957 - 82
<b>Application No:</b>	50/73957-00-018	<b>County:</b>	San Bernardino
<b>School Name:</b>	Chaparral High	<b>Filing Basis:</b>	District-wide

**HISTORY OF PROJECT FUNDING**

	<b>Fund Code</b>	<b>Proposition</b>	<b>Previously Authorized</b>	<b>Authorized This Action</b>	<b>Unfunded Approval This Action</b>
<u>State Share</u>					
NC Design Grant	951-500	51	\$	\$ 68,191.00	\$ 68,191.00
<u>Applicant Share</u>					
District Contribution					
Financial Hardship	951-500	51		68,191.00	68,191.00
<b>Total</b>			<b>\$ 0.00</b>	<b>\$ 136,382.00</b>	<b>\$ 136,382.00</b>
<b>Funding Source:</b>	<b>Proposition 51 Bonds/2016-Nov.</b>				

**APPLICATION DATA**

<b>Type of Project:</b>	High School
<b>Pupils Assigned:</b>	K-6: 27
<b>Addition to Existing Site:</b>	No
<b>Use of Grants 1859.77.3(a):</b>	No
<b>Use of Grants 1859.77.3(b):</b>	Yes

**PROGRAM GRANT DATA**

<b>Separate Design Grant</b>	
<b>Total Design (40% of Base Grant)</b>	\$ 136,382.00
<b>Total State Share (50%)</b>	68,191.00
<b>Applicant Share (50%)</b>	\$ 68,191.00

**STIPULATED TERMS & NEXT STEPS**

This application is placed on the Unfunded List (Lack of AB 55 Loans) pursuant to the Board's action on March 11, 2009. This approval does not constitute a guarantee or commitment of future state funding.

The Applicant shall ensure that it is in compliance with all applicable laws, regulations and certifications it made on the program forms.

The Applicant is responsible for ensuring that the project is compliant with Prevailing Wage Monitoring and/or Labor Compliance Program requirements at the time construction contracts are executed and/or construction commenced.

The Applicant is required to submit a signed Grant Agreement pursuant to School Facility Program Regulation Section 1859.90.4 for the project prior to or concurrent with a request for the release of funds.

The Applicant qualifies for financial hardship pursuant to School Facility Program Regulation Section 1859.81(c)(1). The Applicant has demonstrated it is financially unable to provide all or a part of the matching funds and is levying the developer fees or equal alternative revenue source justified by law. The Applicant's outstanding bonded indebtedness as of June 30, 2019, is at least 60 percent of its total bonding capacity.

This project is a Use of Grants under Regulation Section 1859.77.3(b).

APPLICANT DATA			
Applicant:	Irvine Unified	PTN:	73650 - 200
Application No:	50/73650-00-040	County:	Orange
School Name:	Loma Ridge Elementary	Filing Basis:	District-wide

HISTORY OF PROJECT FUNDING					
	Fund Code	Proposition	Previously Authorized	Authorized This Action	Unfunded Approval This Action
<u>State Share</u>					
NC/Add. Grant	951-500	51	\$	\$ 35,516,121.00	\$ 35,516,121.00
<u>Applicant Share</u>					
District Contribution				35,516,121.00	
Total			\$	\$ 71,032,242.00	\$ 35,516,121.00
Funding Source:	Proposition 51 Bonds/2016-Nov.				

APPLICATION DATA		PROGRAM GRANT DATA	
Type of Project:	Elementary School	2% of Appraised or Actual Value	\$ 974,000.00
Pupils Assigned:	K-6: 625	Automatic Sprinkler System	\$ 132,500.00
Number of Classrooms:	25	Base Grant	\$ 7,892,500.00
Addition to Existing Site:	No	DTSC Fees	\$ 10,617.00
Master Plan Acres:	13.1	Fire Detection	\$ 9,375.00
Recommended Acres:	9.5	General Site	\$ 714,323.00
Existing Acres:	0.0	NC New Site Acquisition	\$ 24,350,000.00
Proposed Acres:	11.3	Service Site Development	\$ 1,396,190.00
		Utilities	\$ 36,616.00
		Total State Share (50%)	35,516,121.00
		Applicant Share (50%)	35,516,121.00
		Total Project Cost	\$ 71,032,242.00

STIPULATED TERMS & NEXT STEPS	
The Applicant is required to submit a signed Grant Agreement pursuant to School Facility Program Regulation Section 1859.90.4 for the project prior to or concurrent with a request for the release of funds.	
The Applicant shall ensure that it is in compliance with all applicable laws, regulations and certifications it made on the program forms.	
The Applicant is responsible for ensuring that the project is compliant with Prevailing Wage Monitoring and/or Labor Compliance Program requirements at the time construction contracts are executed and/or construction commenced.	
This application is placed on the Unfunded List (Lack of AB 55 Loans) pursuant to the Board's action on March 11, 2009. This approval does not constitute a guarantee or commitment of future state funding.	

APPLICANT DATA			
Applicant:	Guadalupe Union Elementary	PTN:	69203 - 7
Application No:	50/69203-00-001	County:	Santa Barbara
School Name:	New Middle	Filing Basis:	District-wide

HISTORY OF PROJECT FUNDING					
	Fund Code	Proposition	Previously Authorized	Authorized This Action	Unfunded Approval This Action
<b>State Share</b>					
NC/Add. Grant	951-500	51		\$ 6,911,144.50	\$ 6,911,144.50
NC/Add. Grant	057-500	1D	\$ 1,552,050.00		
NC/Add. Grant	055-500	55	581,708.50		
<b>Applicant Share</b>					
District Contribution			10,738.00	87,309.00	
Financial Hardship	055-500	55	581,708.50		
Financial Hardship	057-500	1D	1,541,312.00		
Financial Hardship	951-500	51		6,823,835.50	6,823,835.50
<b>Total</b>			<b>\$ 4,267,517.00</b>	<b>\$ 13,822,289.00</b>	<b>\$ 13,734,980.00</b>
<b>Funding Sources:</b>	<b>Prop. 1D Bonds/2006-Nov.; Prop. 55 Bonds/2004-Mar.; Prop. 51 Bonds/2016-Nov.</b>				

APPLICATION DATA		PROGRAM GRANT DATA	
Type of Project:	Middle School	2% of Appraised or Actual Value	\$ 59,432.00
Pupils Assigned:	K-6: 312	Automatic Sprinkler System	\$ 94,252.00
	7-8: 85	Base Grant	\$ 5,290,382.00
Non-Severe:	6	DTSC Fees	\$ 6,818.00
Number of Classrooms:	16	Fire Detection	\$ 7,150.00
Addition to Existing Site:	No	General Site	\$ 565,423.00
Use of Grants 1859.77.3(a):	No	NC New Site Acquisition	\$ 1,485,800.00
Use of Grants 1859.77.3(b):	Yes	Project Assistance	\$ 7,723.00
Master Plan Acres:	11.9	Service Site Development	\$ 1,503,709.00
Recommended Acres:	8.1	Utilities	\$ 24,214.00
Proposed Acres:	12.0	Total State Share (50%)	\$ 9,044,903.00
		Applicant Share (50%)	9,044,903.00
		Total Project Cost	<b>\$ 18,089,806.00</b>

STIPULATED TERMS & NEXT STEPS	
The Applicant is required to submit a signed Grant Agreement pursuant to School Facility Program Regulation Section 1859.90.4 for the project prior to or concurrent with a request for the release of funds.	
The Applicant shall ensure that it is in compliance with all applicable laws, regulations and certifications it made on the program forms.	
The Applicant is responsible for ensuring that the project is compliant with Prevailing Wage Monitoring and/or Labor Compliance Program requirements at the time construction contracts are executed and/or construction commenced.	
This application is placed on the Unfunded List (Lack of AB 55 Loans) pursuant to the Board's action on March 11, 2009. This approval does not constitute a guarantee or commitment of future state funding.	
The Applicant qualifies for financial hardship pursuant to School Facility Program Regulation Section 1859.81(c)(1). The Applicant has demonstrated it is financially unable to provide all or a part of the matching funds and is levying the developer fees or equal alternative revenue source justified by law. The Applicant's outstanding bonded indebtedness as of June 30, 2020 is at least 60 percent of its total bonding capacity.	



On March 29, 2006 and November 4, 2009, the Board approved a design Apportionment and a site Apportionment, respectively, for the District for accumulated adjustment of 298 pupil grants at the K-6 grade level, 8 pupil grants at the 7-8 grade level and 14 pupil grants for Non-Severe. With this item, the District is modifying its request to 312 pupil grants at the K-6 grade level, 85 pupil grants at the 7-8 and 6 pupil grants for Non-Severe and the District's New Construction baseline eligibility will be adjusted by a decrease of 14 K-6 pupil grants, 77 7-8 pupil grants and an increase of 8 Non-Severe pupil grants upon approval by the Board.

Valid Division of the State Architect approval must be obtained for the project pursuant to Education Code Section 17070.70(b) prior to receiving an Apportionment. Otherwise, the project will receive an occurrence for non-participation pursuant to School Facility Program Regulation Section 1859.90.3.

**APPLICANT DATA**

<b>Applicant:</b>	Mother Lode Union Elementary	<b>PTN:</b>	61929 - 10
<b>Application No:</b>	57/61929-00-005	<b>County:</b>	El Dorado
<b>School Name:</b>	Indian Creek Elementary		

**HISTORY OF PROJECT FUNDING**

	<b>Fund Code</b>	<b>Proposition</b>	<b>Previously Authorized</b>	<b>Authorized This Action</b>	<b>Unfunded Approval This Action</b>
<u>State Share</u>					
<b>Mod/Add. Grant</b>	<b>951-570</b>	<b>51</b>	<b>\$</b>	<b>\$ 2,614,430.00</b>	<b>\$ 2,614,430.00</b>
<u>Applicant Share</u>					
<b>District Contribution</b>				1,742,953.33	
<b>Total</b>			<b>\$ 0.00</b>	<b>\$ 4,357,383.33</b>	<b>\$ 2,614,430.00</b>
<b>Funding Source:</b>	<b>Proposition 51 Bonds/2016-Nov.</b>				

**APPLICATION DATA**

<b>Type of Project:</b>	Elementary School	
<b>Pupils Assigned Under 50 Yrs:</b>	<b>K-6:</b>	511
<b>Recommended Acres:</b>		10.1
<b>Existing Acres:</b>		10.0

**PROGRAM GRANT DATA**

<b>Accessibility Fire Grant</b>	<b>\$</b>	73,707.00
<b>Base Grant - Under 50Yr</b>	<b>\$</b>	2,456,888.00
<b>Fire Detection</b>	<b>\$</b>	79,716.00
<b>Project Assistance</b>	<b>\$</b>	4,119.00
<b>Total State Share (60%)</b>		2,614,430.00
<b>Applicant Share (40%)</b>		1,742,953.33
<b>Total Project Cost</b>	<b>\$</b>	<b>4,357,383.33</b>

**STIPULATED TERMS & NEXT STEPS**

The Applicant is required to submit a signed Grant Agreement pursuant to School Facility Program Regulation Section 1859.90.4 for the project prior to or concurrent with a request for the release of funds.

The Applicant shall ensure that it is in compliance with all applicable laws, regulations and certifications it made on the program forms.

The Applicant is responsible for ensuring that the project is compliant with Prevailing Wage Monitoring and/or Labor Compliance Program requirements at the time construction contracts are executed and/or construction commenced.

This application is placed on the Unfunded List (Lack of AB 55 Loans) pursuant to the Board's action on March 11, 2009. This approval does not constitute a guarantee or commitment of future state funding.

**APPLICANT DATA**

<b>Applicant:</b>	Livingston Union	<b>PTN:</b>	65748 - 4
<b>Application No:</b>	50/65748-00-003	<b>County:</b>	Merced
<b>School Name:</b>	Campus Park Elementary	<b>Filing Basis:</b>	District-wide

**HISTORY OF PROJECT FUNDING**

	<b>Fund Code</b>	<b>Proposition</b>	<b>Previously Authorized</b>	<b>Authorized This Action</b>	<b>Unfunded Approval This Action</b>
<u>State Share</u>					
<b>NC/Add. Grant</b>	951-500	51	\$	\$ 2,180,410.00	\$ 2,180,410.00
<u>Applicant Share</u>					
<b>District Contribution</b>				2,180,410.00	
<b>Total</b>			\$ <u>0.00</u>	\$ <u>4,360,820.00</u>	\$ <u>2,180,410.00</u>
<b>Funding Source:</b>	<b>Proposition 51 Bonds/2016-Nov.</b>				

**APPLICATION DATA**

<b>Type of Project:</b>	Elementary School
<b>Pupils Assigned:</b>	K-6: 154
<b>Number of Classrooms:</b>	7
<b>Addition to Existing Site:</b>	No
<b>Master Plan Acres:</b>	11.5
<b>Recommended Acres:</b>	9.8
<b>Existing Acres:</b>	18.86

**PROGRAM GRANT DATA**

<b>Base Grant</b>	\$	1,944,712.00
<b>Fire Detection</b>	\$	2,310.00
<b>Project Assistance</b>	\$	7,723.00
<b>Service Site Development</b>	\$	117,832.00
<b>Small Size Project</b>	\$	77,788.00
<b>Utilities</b>	\$	30,045.00
<b>Total State Share (50%)</b>		<u>2,180,410.00</u>
<b>Applicant Share (50%)</b>		<u>2,180,410.00</u>
<b>Total Project Cost</b>	\$	<u><u>4,360,820.00</u></u>

**STIPULATED TERMS & NEXT STEPS**

The Applicant is required to submit a signed Grant Agreement pursuant to School Facility Program Regulation Section 1859.90.4 for the project prior to or concurrent with a request for the release of funds.

The Applicant shall ensure that it is in compliance with all applicable laws, regulations and certifications it made on the program forms.

The Applicant is responsible for ensuring that the project is compliant with Prevailing Wage Monitoring and/or Labor Compliance Program requirements at the time construction contracts are executed and/or construction commenced.

This application is placed on the Unfunded List (Lack of AB 55 Loans) pursuant to the Board's action on March 11, 2009. This approval does not constitute a guarantee or commitment of future state funding.

**APPLICANT DATA**

<b>Applicant:</b>	Livingston Union	<b>PTN:</b>	65748 - 6
<b>Application No:</b>	50/65748-00-005	<b>County:</b>	Merced
<b>School Name:</b>	Yamato Colony Elementary	<b>Filing Basis:</b>	District-wide

**HISTORY OF PROJECT FUNDING**

	<b>Fund Code</b>	<b>Proposition</b>	<b>Previously Authorized</b>	<b>Authorized This Action</b>	<b>Unfunded Approval This Action</b>
<u>State Share</u>					
<b>NC/Add. Grant</b>	951-500	51	\$	\$ 608,324.00	\$ 608,324.00
<u>Applicant Share</u>					
<b>District Contribution</b>				608,324.00	
<b>Total</b>			\$ <u>0.00</u>	\$ <u>1,216,648.00</u>	\$ <u>608,324.00</u>
<b>Funding Source:</b>	<b>Proposition 51 Bonds/2016-Nov.</b>				

**APPLICATION DATA**

**Type of Project:**  
**Pupils Assigned:** K-6: 38  
**Number of Classrooms:** 2  
**Addition to Existing Site:** No  
**Master Plan Acres:** 11.8  
**Recommended Acres:** 10.1  
**Existing Acres:** 12.27

**PROGRAM GRANT DATA**

<b>Base Grant</b>	\$ 479,864.00
<b>Fire Detection</b>	\$ 570.00
<b>Project Assistance</b>	\$ 7,723.00
<b>Service Site Development</b>	\$ 35,100.00
<b>Small Size Project</b>	\$ 57,584.00
<b>Utilities</b>	\$ 27,483.00
<b>Total State Share (50%)</b>	<u>608,324.00</u>
<b>Applicant Share (50%)</b>	<u>608,324.00</u>
<b>Total Project Cost</b>	\$ <u>1,216,648.00</u>

**STIPULATED TERMS & NEXT STEPS**

The Applicant is required to submit a signed Grant Agreement pursuant to School Facility Program Regulation Section 1859.90.4 for the project prior to or concurrent with a request for the release of funds.

The Applicant shall ensure that it is in compliance with all applicable laws, regulations and certifications it made on the program forms.

The Applicant is responsible for ensuring that the project is compliant with Prevailing Wage Monitoring and/or Labor Compliance Program requirements at the time construction contracts are executed and/or construction commenced.

This application is placed on the Unfunded List (Lack of AB 55 Loans) pursuant to the Board's action on March 11, 2009. This approval does not constitute a guarantee or commitment of future state funding.

**APPLICANT DATA**

<b>Applicant:</b>	Livingston Union	<b>PTN:</b>	65748 - 4
<b>Application No:</b>	57/65748-00-003	<b>County:</b>	Merced
<b>School Name:</b>	Campus Park Elementary		

**HISTORY OF PROJECT FUNDING**

	<b>Fund Code</b>	<b>Proposition</b>	<b>Previously Authorized</b>	<b>Authorized This Action</b>	<b>Unfunded Approval This Action</b>
<u>State Share</u>					
<b>Mod/Add. Grant</b>	951-570	51	\$	\$ 1,478,181.00	\$ 1,478,181.00
<u>Applicant Share</u>					
<b>District Contribution</b>				985,454.00	
<b>Total</b>			\$ <u>0.00</u>	\$ <u>2,463,635.00</u>	\$ <u>1,478,181.00</u>
<b>Funding Source:</b>	Proposition 51 Bonds/2016-Nov.				

**APPLICATION DATA**

<b>Type of Project:</b>	Elementary School	
<b>Pupils Assigned Under 50 Yrs:</b>	<b>K-6:</b>	87
	<b>7-8:</b>	0
	<b>9-12:</b>	0
	<b>Non-Severe:</b>	1
	<b>Severe:</b>	0
<b>Pupils Assigned Over 50 Yrs:</b>	<b>K-6:</b>	139
	<b>7-8:</b>	0
	<b>9-12:</b>	0
	<b>Non-Severe:</b>	3
	<b>Severe:</b>	0
<b>Recommended Acres:</b>	9.8	
<b>Existing Acres:</b>	18.86	

**PROGRAM GRANT DATA**

<b>Accessibility Fire Grant</b>	\$	41,993.00
<b>Base Grant - Over 50Yr</b>	\$	971,231.00
<b>Base Grant - Under 50Yr</b>	\$	428,549.00
<b>Fire Detection</b>	\$	36,408.00
<b>Total State Share (60%)</b>		<u>1,478,181.00</u>
<b>Applicant Share (40%)</b>		985,454.00
<b>Total Project Cost</b>	\$	<u>2,463,635.00</u>

**STIPULATED TERMS & NEXT STEPS**

The Applicant is required to submit a signed Grant Agreement pursuant to School Facility Program Regulation Section 1859.90.4 for the project prior to or concurrent with a request for the release of funds.

The Applicant shall ensure that it is in compliance with all applicable laws, regulations and certifications it made on the program forms.

The Applicant is responsible for ensuring that the project is compliant with Prevailing Wage Monitoring and/or Labor Compliance Program requirements at the time construction contracts are executed and/or construction commenced.

This application is placed on the Unfunded List (Lack of AB 55 Loans) pursuant to the Board's action on March 11, 2009. This approval does not constitute a guarantee or commitment of future state funding.

**APPLICANT DATA**

<b>Applicant:</b>	Livingston Union	<b>PTN:</b>	65748 - 6
<b>Application No:</b>	57/65748-00-005	<b>County:</b>	Merced
<b>School Name:</b>	Yamato Colony Elementary		

**HISTORY OF PROJECT FUNDING**

	<b>Fund Code</b>	<b>Proposition</b>	<b>Previously Authorized</b>	<b>Authorized This Action</b>	<b>Unfunded Approval This Action</b>
<u>State Share</u>					
<b>Mod/Add. Grant</b>	<b>951-570</b>	<b>51</b>	<b>\$</b>	<b>\$ 2,253,947.00</b>	<b>\$ 2,253,947.00</b>
<u>Applicant Share</u>					
<b>District Contribution</b>				1,502,631.33	
<b>Total</b>			<b>\$ 0.00</b>	<b>\$ 3,756,578.33</b>	<b>\$ 2,253,947.00</b>
<b>Funding Source:</b>	<b>Proposition 51 Bonds/2016-Nov.</b>				

**APPLICATION DATA**

<b>Type of Project:</b>	Elementary School	
<b>Pupils Assigned Under 50 Yrs:</b>	<b>K-6:</b>	420
	<b>7-8:</b>	0
	<b>9-12:</b>	0
	<b>Non-Severe:</b>	10
	<b>Severe:</b>	0
	<b>7-8:</b>	0
	<b>9-12:</b>	0
	<b>Non-Severe:</b>	0
	<b>Severe:</b>	0

**PROGRAM GRANT DATA**

<b>Accessibility Fire Grant</b>	<b>\$</b>	63,657.00
<b>Base Grant - Under 50Yr</b>	<b>\$</b>	2,121,890.00
<b>Fire Detection</b>	<b>\$</b>	68,400.00
<b>Total State Share (60%)</b>		2,253,947.00
<b>Applicant Share (40%)</b>		1,502,631.33
<b>Total Project Cost</b>	<b>\$</b>	<b>3,756,578.33</b>

<b>Recommended Acres:</b>	10.1
<b>Existing Acres:</b>	12.27

**STIPULATED TERMS & NEXT STEPS**

The Applicant is required to submit a signed Grant Agreement pursuant to School Facility Program Regulation Section 1859.90.4 for the project prior to or concurrent with a request for the release of funds.

The Applicant shall ensure that it is in compliance with all applicable laws, regulations and certifications it made on the program forms.

The Applicant is responsible for ensuring that the project is compliant with Prevailing Wage Monitoring and/or Labor Compliance Program requirements at the time construction contracts are executed and/or construction commenced.

This application is placed on the Unfunded List (Lack of AB 55 Loans) pursuant to the Board's action on March 11, 2009. This approval does not constitute a guarantee or commitment of future state funding.

APPLICANT DATA			
Applicant:	Victor Elementary	PTN:	67918 - 44
Application No:	50/67918-00-011	County:	San Bernardino
School Name:	Dr. Ralph H. Baker 21st Century Learning Ctr	Filing Basis:	District-wide

HISTORY OF PROJECT FUNDING					
	Fund Code	Proposition	Previously Authorized	Authorized This Action	Unfunded Approval This Action
<u>State Share</u>					
NC/Add. Grant	951-500	51	\$	\$ 13,508,998.60	\$ 13,508,998.60
<u>Applicant Share</u>					
District Contribution				13,508,998.60	
Total			\$	\$ <u>27,017,997.20</u>	\$ <u>13,508,998.60</u>
Funding Source:	Proposition 51 Bonds/2016-Nov.				

APPLICATION DATA	
Type of Project:	Elementary School
Pupils Assigned:	K-6: 750 Non-Severe: 26
Number of Classrooms:	32
Addition to Existing Site:	No
Master Plan Acres:	16.0
Recommended Acres:	14.4
Existing Acres:	0.0
Proposed Acres:	19.0

PROGRAM GRANT DATA	
2% of Appraised or Actual Value	\$ 25,000.00
Automatic Sprinkler System	\$ 170,648.00
Base Grant	\$ 10,088,006.00
DTSC Fees	\$ 945.09
Fire Detection	\$ 12,420.00
General Site	\$ 1,006,790.00
NC Add Site Acquisition	\$ 260,722.51
Off Site	\$ 396,982.00
Service Site Development	\$ 1,498,122.00
Utilities	\$ 49,363.00
Total State Share (50%)	13,508,998.60
Applicant Share (50%)	13,508,998.60
Total Project Cost	\$ <u>27,017,997.20</u>

STIPULATED TERMS & NEXT STEPS
<p>The Applicant is required to submit a signed Grant Agreement pursuant to School Facility Program Regulation Section 1859.90.4 for the project prior to or concurrent with a request for the release of funds.</p> <p>The Applicant shall ensure that it is in compliance with all applicable laws, regulations and certifications it made on the program forms.</p> <p>The Applicant is responsible for ensuring that the project is compliant with Prevailing Wage Monitoring and/or Labor Compliance Program requirements at the time construction contracts are executed and/or construction commenced.</p> <p>This application is placed on the Unfunded List (Lack of AB 55 Loans) pursuant to the Board's action on March 11, 2009. This approval does not constitute a guarantee or commitment of future state funding.</p>

**APPLICANT DATA**

<b>Applicant:</b>	Santa Ynez Valley Union High	<b>PTN:</b>	69328 - 14
<b>Application No:</b>	57/69328-00-002	<b>County:</b>	Santa Barbara
<b>School Name:</b>	Santa Ynez Valley Union High		

**HISTORY OF PROJECT FUNDING**

	<b>Fund Code</b>	<b>Proposition</b>	<b>Previously Authorized</b>	<b>Authorized This Action</b>	<b>Unfunded Approval This Action</b>
<u>State Share</u>					
<b>Mod/Add. Grant</b>	<b>951-570</b>	<b>51</b>	\$	\$ 4,329,765.00	\$ 4,329,765.00
<u>Applicant Share</u>					
<b>District Contribution</b>				2,886,510.00	
<b>Total</b>			\$ <u>0.00</u>	\$ <u>7,216,275.00</u>	\$ <u>4,329,765.00</u>
<b>Funding Source:</b>	<b>Proposition 51 Bonds/2016-Nov.</b>				

**APPLICATION DATA**

<b>Type of Project:</b>	High School	
<b>Pupils Assigned Under 50 Yrs:</b>		
	<b>9-12</b>	45
	<b>Non-Severe:</b>	0
	<b>Severe:</b>	0
<b>Pupils Assigned Over 50 Yrs:</b>	<b>K-6:</b>	0
	<b>7-8:</b>	0
	<b>9-12</b>	400
	<b>Non-Severe:</b>	0
	<b>Severe:</b>	0

**PROGRAM GRANT DATA**

<b>Accessibility Fire Grant</b>	\$	119,964.00
<b>Base Grant - Over 50Yr</b>	\$	3,699,200.00
<b>Base Grant - Under 50Yr</b>	\$	299,610.00
<b>Fire Detection</b>	\$	69,420.00
<b>Project Assistance</b>	\$	4,119.00
<b>Utilities</b>	\$	137,452.00
<b>Total State Share (60%)</b>		4,329,765.00
<b>Applicant Share (40%)</b>		2,886,510.00
<b>Total Project Cost</b>	\$	<u>7,216,275.00</u>

**Recommended Acres:** 33.5  
**Existing Acres:** 35.8

**STIPULATED TERMS & NEXT STEPS**

The Applicant is required to submit a signed Grant Agreement pursuant to School Facility Program Regulation Section 1859.90.4 for the project prior to or concurrent with a request for the release of funds.

The Applicant shall ensure that it is in compliance with all applicable laws, regulations and certifications it made on the program forms.

The Applicant is responsible for ensuring that the project is compliant with Prevailing Wage Monitoring and/or Labor Compliance Program requirements at the time construction contracts are executed and/or construction commenced.

This application is placed on the Unfunded List (Lack of AB 55 Loans) pursuant to the Board's action on March 11, 2009. This approval does not constitute a guarantee or commitment of future state funding.



**APPLICANT DATA**

<b>Applicant:</b>	Delano Union Elementary	<b>PTN:</b>	63404 - 66
<b>Application No:</b>	57/63404-00-004	<b>County:</b>	Kern
<b>School Name:</b>	Albany Park Elementary		

**HISTORY OF PROJECT FUNDING**

	<b>Fund Code</b>	<b>Proposition</b>	<b>Previously Authorized</b>	<b>Authorized This Action</b>	<b>Unfunded Approval This Action</b>
<b>State Share</b>					
<b>Mod/Add. Grant</b>	<b>951-570</b>	<b>51</b>		\$ 2,523,794.00	\$ 2,523,794.00
<b>Mod/Add. Grant</b>	<b>119-617</b>	<b>1A</b>	\$ 120,960.00		
<b>Applicant Share</b>					
<b>District Contribution</b>			53,874.00		
<b>Financial Hardship</b>	<b>119-617</b>	<b>1A</b>	26,766.00		
<b>Financial Hardship</b>	<b>951-570</b>	<b>51</b>		1,682,529.33	1,682,529.33
<b>Total</b>			<u>\$ 201,600.00</u>	<u>\$ 4,206,323.33</u>	<u>\$ 4,206,323.33</u>
<b>Funding Sources:</b>	<b>Proposition 1A Bonds/1998-Nov.; Proposition 51/Bonds/2016-Nov.</b>				

**APPLICATION DATA**

<b>Type of Project:</b>	Elementary School	
<b>Pupils Assigned Under 50 Yrs:</b>	<b>K-6:</b>	172
<b>Pupils Assigned Over 50 Yrs:</b>	<b>K-6:</b>	251
<b>Recommended Acres:</b>	6.9	
<b>Existing Acres:</b>	13.56	

**PROGRAM GRANT DATA**

<b>Accessibility Fire Grant</b>	\$	75,110.00
<b>Base Grant - Over 50Yr</b>	\$	1,676,680.00
<b>Base Grant - Under 50Yr</b>	\$	826,976.00
<b>Fire Detection</b>	\$	65,988.00
<b>Total State Share (60%)</b>		<u>2,644,754.00</u>
<b>Applicant Share (40%)</b>		<u>1,763,169.33</u>
<b>Total Project Cost</b>	\$	<u><u>4,407,923.33</u></u>

**STIPULATED TERMS & NEXT STEPS**

The Applicant is required to submit a signed Grant Agreement pursuant to School Facility Program Regulation Section 1859.90.4 for the project prior to or concurrent with a request for the release of funds.

The Applicant shall ensure that it is in compliance with all applicable laws, regulations and certifications it made on the program forms.

The Applicant is responsible for ensuring that the project is compliant with Prevailing Wage Monitoring and/or Labor Compliance Program requirements at the time construction contracts are executed and/or construction commenced.

This application is placed on the Unfunded List (Lack of AB 55 Loans) pursuant to the Board's action on March 11, 2009. This approval does not constitute a guarantee or commitment of future state funding.

On May 22, 2013, the Board approved a design Apportionment for the District for 224 pupil grants at the K-6 grade level. With this item, the District is increasing its request to 423 pupil grants at the K-6 grade level, and the District's Modernization baseline eligibility will be adjusted by a decrease of 199 pupil grants at the K-6 grade level upon approval by the Board.

The Applicant qualifies for financial hardship pursuant to School Facility Program Regulation Section 1859.81(c)(1). The Applicant has demonstrated it is financially unable to provide all or a part of the matching funds and is levying the developer fees or equal alternative revenue source justified by law. The Applicant's outstanding bonded indebtedness as of June 30, 2019 is at least 60 percent of its total bonding capacity.

Valid Division of the State Architect approval must be obtained for the project pursuant to Education Code Section 17070.70(b) prior to receiving an Apportionment. Otherwise, the project will receive an occurrence for non-participation pursuant to School Facility Program Regulation Section 1859.90.3.

<b>APPLICANT DATA</b>
-----------------------

<b>Applicant:</b>	Delano Union Elementary	<b>PTN:</b>	63404 - 67
<b>Application No:</b>	57/63404-00-005	<b>County:</b>	Kern
<b>School Name:</b>	Nueva Vista Language Academy(Aka Valle Vista)		

<b>HISTORY OF PROJECT FUNDING</b>
-----------------------------------

	Fund Code	Proposition	Previously Authorized	Authorized This Action	Unfunded Approval This Action
<b>State Share</b>					
<b>Mod/Add. Grant</b>	<b>951-570</b>	<b>51</b>	\$	2,582,076.00	\$ 2,582,076.00
<b>Mod/Add. Grant</b>	<b>119-617</b>	<b>1A</b>	\$	173,880.00	
<b>Applicant Share</b>					
<b>District Contribution</b>				53,873.00	
<b>Financial Hardship</b>	<b>119-617</b>	<b>1A</b>		62,047.00	
<b>Financial Hardship</b>	<b>951-570</b>	<b>51</b>		1,721,384.00	1,721,384.00
<b>Total</b>			\$	<u>289,800.00</u>	\$ <u>4,303,460.00</u>
<b>Funding Sources:</b>	Proposition 1A Bonds/1998-Nov.; Proposition 51 Bonds/2016-Nov.				

<b>APPLICATION DATA</b>
-------------------------

<b>Type of Project:</b>	Elementary School	
<b>Pupils Assigned Under 50 Yrs:</b>	<b>K-6:</b>	253
<b>Pupils Assigned Over 50 Yrs:</b>	<b>K-6:</b>	208
<b>Recommended Acres:</b>		9.8
<b>Existing Acres:</b>		8.69

<b>PROGRAM GRANT DATA</b>
---------------------------

<b>Accessibility Fire Grant</b>	\$	78,176.00
<b>Base Grant - Over 50Yr</b>	\$	1,389,440.00
<b>Base Grant - Under 50Yr</b>	\$	1,216,424.00
<b>Fire Detection</b>	\$	71,916.00
<b>Total State Share (60%)</b>		<u>2,755,956.00</u>
<b>Applicant Share (40%)</b>		1,837,304.00
<b>Total Project Cost</b>	\$	<u>4,593,260.00</u>

<b>STIPULATED TERMS &amp; NEXT STEPS</b>
--

The Applicant is required to submit a signed Grant Agreement pursuant to School Facility Program Regulation Section 1859.90.4 for the project prior to or concurrent with a request for the release of funds.

The Applicant shall ensure that it is in compliance with all applicable laws, regulations and certifications it made on the program forms.

The Applicant is responsible for ensuring that the project is compliant with Prevailing Wage Monitoring and/or Labor Compliance Program requirements at the time construction contracts are executed and/or construction commenced.

This application is placed on the Unfunded List (Lack of AB 55 Loans) pursuant to the Board's action on March 11, 2009. This approval does not constitute a guarantee or commitment of future state funding.

On May 22, 2013, the Board approved a design Apportionment for the District for 322 pupil grants at the K-6 grade level. With this item, the District is increasing its request to 461 pupil grants at the K-6 grade level, and the District's Modernization baseline eligibility will be adjusted by a decrease of 139 pupil grants at the K-6 grade level upon approval by the Board.

The Applicant qualifies for financial hardship pursuant to School Facility Program Regulation Section 1859.81(c)(1). The Applicant has demonstrated it is financially unable to provide all or a part of the matching funds and is levying the developer fees or equal alternative revenue source justified by law. The Applicant's outstanding bonded indebtedness as of June 30, 2019 is at least 60 percent of its total bonding capacity.

Valid Division of the State Architect approval must be obtained for the project pursuant to Education Code Section 17070.70(b) prior to receiving an Apportionment. Otherwise, the project will receive an occurrence for non-participation pursuant to School Facility Program Regulation Section 1859.90.3.

<b>APPLICANT DATA</b>
-----------------------

<b>Applicant:</b>	Standard Elementary	<b>PTN:</b>	63792 - 8
<b>Application No:</b>	57/63792-00-002	<b>County:</b>	Kern
<b>School Name:</b>	Standard Middle		

<b>HISTORY OF PROJECT FUNDING</b>
-----------------------------------

	Fund Code	Proposition	Previously Authorized	Authorized This Action	Unfunded Approval This Action
<b>State Share</b>					
<b>Mod/Add. Grant</b>	951-570	51	\$	\$ 6,143,253.00	\$ 6,143,253.00
<b>Applicant Share</b>					
<b>District Contribution</b>				4,095,502.00	
<b>Total</b>			\$	\$ 10,238,755.00	\$ 6,143,253.00
<b>Funding Source:</b>	Proposition 51 Bonds/2016-Nov.				

<b>APPLICATION DATA</b>
-------------------------

<b>Type of Project:</b>	Middle School
<b>Pupils Assigned Under 50 Yrs:</b>	
7-8:	682
Non-Severe:	28
Severe:	2
<b>Pupils Assigned Over 50 Yrs:</b>	
7-8:	257
Non-Severe:	11
Severe:	2

<b>PROGRAM GRANT DATA</b>
---------------------------

<b>Accessibility Fire Grant</b>	\$	174,018.00
<b>Base Grant - Over 50Yr</b>	\$	2,014,894.00
<b>Base Grant - Under 50Yr</b>	\$	3,785,704.00
<b>Fire Detection</b>	\$	159,436.00
<b>Prevailing Wage Monitoring</b>	\$	9,201.00
<b>Total State Share (60%)</b>		6,143,253.00
<b>Applicant Share (40%)</b>		4,095,502.00
<b>Total Project Cost</b>	\$	10,238,755.00

<b>Recommended Acres:</b>	21.9
<b>Existing Acres:</b>	20.0

<b>STIPULATED TERMS &amp; NEXT STEPS</b>
--

This application is placed on the Unfunded List (Lack of AB 55 Loans) pursuant to the Board's action on March 11, 2009. This approval does not constitute a guarantee or commitment of future state funding.

The Applicant shall ensure that it is in compliance with all applicable laws, regulations and certifications it made on the program forms.

The Applicant is required to submit a signed Grant Agreement pursuant to School Facility Program Regulation Section 1859.90.4 for the project prior to or concurrent with a request for the release of funds.

The Applicant is responsible for ensuring that the project is compliant with Prevailing Wage Monitoring and/or Labor Compliance Program requirements at the time construction contracts are executed and/or construction commenced.

**APPLICANT DATA**

<b>Applicant:</b>	Madera Unified	<b>PTN:</b>	65243 - 64
<b>Application No:</b>	50/65243-00-011	<b>County:</b>	Madera
<b>School Name:</b>	Matilda Torres High	<b>Filing Basis:</b>	District-wide

**HISTORY OF PROJECT FUNDING**

	<b>Fund Code</b>	<b>Proposition</b>	<b>Previously Authorized</b>	<b>Authorized This Action</b>	<b>Unfunded Approval This Action</b>
<b>State Share</b>					
<b>NC/Add. Grant</b>	<b>951-500</b>	<b>51</b>	\$	\$ 38,346,670.50	\$ 38,346,670.50
<b>Applicant Share</b>					
<b>District Contribution</b>				38,346,670.50	
<b>Total</b>			\$ <u>0.00</u>	\$ <u>76,693,341.00</u>	\$ <u>38,346,670.50</u>
<b>Funding Source:</b>	<b>Proposition 51 Bonds/2016-Nov.</b>				

**APPLICATION DATA**

<b>Type of Project:</b>	High School
	<b>9-12:</b> 1647
<b>Number of Classrooms:</b>	73
<b>Addition to Existing Site:</b>	No
<b>Master Plan Acres:</b>	55.0
<b>Recommended Acres:</b>	55.0
<b>Existing Acres:</b>	0.0
<b>Proposed Acres:</b>	56.96

**PROGRAM GRANT DATA**

<b>2% of Appraised or Actual Value</b>	\$	87,692.94
<b>Automatic Sprinkler System</b>	\$	431,514.00
<b>Base Grant</b>	\$	27,989,118.00
<b>DTSC Fees</b>	\$	4,638.00
<b>Fire Detection</b>	\$	55,998.00
<b>General Site</b>	\$	2,161,598.00
<b>Hazardous Waste Removal</b>	\$	62,212.00
<b>NC New Site Acquisition</b>	\$	2,192,323.56
<b>Off Site</b>	\$	1,201,509.00
<b>Relocation Costs</b>	\$	71,467.00
<b>Service Site Development</b>	\$	3,955,165.00
<b>Utilities</b>	\$	133,435.00
<b>Total State Share (50%)</b>		38,346,670.50
<b>Applicant Share (50%)</b>		38,346,670.50
<b>Total Project Cost</b>	\$	<u>76,693,341.00</u>

**STIPULATED TERMS & NEXT STEPS**

The Applicant is required to submit a signed Grant Agreement pursuant to School Facility Program Regulation Section 1859.90.4 for the project prior to or concurrent with a request for the release of funds.

The Applicant shall ensure that it is in compliance with all applicable laws, regulations and certifications it made on the program forms.

The Applicant is responsible for ensuring that the project is compliant with Prevailing Wage Monitoring and/or Labor Compliance Program requirements at the time construction contracts are executed and/or construction commenced.

This application is placed on the Unfunded List (Lack of AB 55 Loans) pursuant to the Board's action on March 11, 2009. This approval does not constitute a guarantee or commitment of future state funding.

APPLICANT DATA			
Applicant:	Irvine Unified	PTN:	73650 - 227
Application No:	50/73650-00-041	County:	Orange
School Name:	Rancho San Joaquin Interm.	Filing Basis:	District-wide

HISTORY OF PROJECT FUNDING					
	Fund Code	Proposition	Previously Authorized	Authorized This Action	Unfunded Approval This Action
<u>State Share</u>					
NC/Add. Grant	951-500	51		\$ 1,105,496.00	\$ 1,105,496.00
<u>Applicant Share</u>					
District Contribution				1,105,496.00	
Total			\$ 0.00	\$ 2,210,992.00	\$ 1,105,496.00
Funding Source:	Proposition 51 Bonds/2016-Nov.				

APPLICATION DATA		PROGRAM GRANT DATA	
Type of Project:	Middle School	Base Grant	\$ 657,608.00
Pupils Assigned:	K-6: 14	Fire Detection	\$ 930.00
	7-8: 36	Service Site Development	\$ 350,591.00
Number of Classrooms:	2	Small Size Project	\$ 78,913.00
Addition to Existing Site:	No	Utilities	\$ 17,454.00
Use of Grants 1859.77.3(a):	No	Total State Share (50%)	1,105,496.00
Use of Grants 1859.77.3(b):	Yes	Applicant Share (50%)	1,105,496.00
Master Plan Acres:	15.0	Total Project Cost	\$ 2,210,992.00
Recommended Acres:	14.0		
Existing Acres:	20.0		
Proposed Acres:	0.0		

STIPULATED TERMS & NEXT STEPS
<p>This application is placed on the Unfunded List (Lack of AB 55 Loans) pursuant to the Board's action on March 11, 2009. This approval does not constitute a guarantee or commitment of future state funding.</p> <p>The Applicant shall ensure that it is in compliance with all applicable laws, regulations and certifications it made on the program forms.</p> <p>The Applicant is responsible for ensuring that the project is compliant with Prevailing Wage Monitoring and/or Labor Compliance Program requirements at the time construction contracts are executed and/or construction commenced.</p> <p>The Applicant is required to submit a signed Grant Agreement pursuant to School Facility Program Regulation Section 1859.90.4 for the project prior to or concurrent with a request for the release of funds.</p> <p>This project is a Use of Grants under Regulation Section 1859.77.3(b).</p>

**APPLICANT DATA**

<b>Applicant:</b>	Irvine Unified	<b>PTN:</b>	73650 - 227
<b>Application No:</b>	57/73650-00-030	<b>County:</b>	Orange
<b>School Name:</b>	Rancho San Joaquin Intermediat		

**HISTORY OF PROJECT FUNDING**

	<b>Fund Code</b>	<b>Proposition</b>	<b>Previously Authorized</b>	<b>Authorized This Action</b>	<b>Unfunded Approval This Action</b>
<u>State Share</u>					
<b>Mod/Add. Grant</b>	<b>951-570</b>	<b>51</b>	\$	\$ 570,889.00	\$ 570,889.00
<u>Applicant Share</u>					
<b>District Contribution</b>				380,592.67	
<b>Total</b>			\$ <u>0.00</u>	\$ <u>951,481.67</u>	\$ <u>570,889.00</u>
<b>Funding Source:</b>	<b>Proposition 51 Bonds/2016-Nov.</b>				

**APPLICATION DATA**

<b>Type of Project:</b>	Middle School
<b>Pupils Assigned Under 50 Yrs:</b>	
	7-8: 102
<b>Recommended Acres:</b>	14.0
<b>Existing Acres:</b>	20.0

**PROGRAM GRANT DATA**

<b>Accessibility Fire Grant</b>	\$	15,560.00
<b>Base Grant - Under 50Yr</b>	\$	518,670.00
<b>Fire Detection</b>	\$	15,912.00
<b>Small Size Project</b>	\$	20,747.00
<b>Total State Share (60%)</b>		570,889.00
<b>Applicant Share (40%)</b>		380,592.67
<b>Total Project Cost</b>	\$	<u>951,481.67</u>

**STIPULATED TERMS & NEXT STEPS**

This application is placed on the Unfunded List (Lack of AB 55 Loans) pursuant to the Board's action on March 11, 2009. This approval does not constitute a guarantee or commitment of future state funding.

The Applicant shall ensure that it is in compliance with all applicable laws, regulations and certifications it made on the program forms.

The Applicant is responsible for ensuring that the project is compliant with Prevailing Wage Monitoring and/or Labor Compliance Program requirements at the time construction contracts are executed and/or construction commenced.

The Applicant is required to submit a signed Grant Agreement pursuant to School Facility Program Regulation Section 1859.90.4 for the project prior to or concurrent with a request for the release of funds.

**APPLICANT DATA**

<b>Applicant:</b>	Los Angeles Unified	<b>PTN:</b>	64733 - 5292
<b>Application No:</b>	57/64733-42-018	<b>County:</b>	Los Angeles
<b>School Name:</b>	Los Angeles Center For Enriched Studies		

**HISTORY OF PROJECT FUNDING**

	<b>Fund Code</b>	<b>Proposition</b>	<b>Previously Authorized</b>	<b>Authorized This Action</b>	<b>Unfunded Approval This Action</b>
<u>State Share</u>					
<b>Mod/Add. Grant</b>	<b>951-570</b>	<b>51</b>	\$	\$ 3,229,740.00	\$ 3,229,740.00
<u>Applicant Share</u>					
<b>District Contribution</b>				2,153,160.00	
<b>Total</b>			\$ <u>0.00</u>	\$ <u>5,382,900.00</u>	\$ <u>3,229,740.00</u>
<b>Funding Source:</b>	<b>Proposition 51 Bonds/2016-Nov.</b>				

**APPLICATION DATA**

<b>Type of Project:</b>	High School	
<b>Pupils Assigned Under 50 Yrs:</b>	<b>K-6:</b>	0
	<b>7-8:</b>	0
	<b>9-12</b>	0
<b>Pupils Assigned Over 50 Yrs:</b>	<b>K-6:</b>	107
	<b>7-8:</b>	209
	<b>9-12</b>	28
	<b>Non-Severe:</b>	0
	<b>Severe:</b>	0
<b>Recommended Acres:</b>	48.2	
<b>Existing Acres:</b>	12.1	

**PROGRAM GRANT DATA**

<b>Accessibility Fire Grant</b>	\$	73,509.00
<b>Base Grant - Over 50Yr</b>	\$	2,450,289.00
<b>Fire Detection</b>	\$	53,664.00
<b>Urban / Security / Impacted Site</b>	\$	652,278.00
<b>Total State Share (60%)</b>		<u>3,229,740.00</u>
<b>Applicant Share (40%)</b>		<u>2,153,160.00</u>
<b>Total Project Cost</b>	\$	<u><u>5,382,900.00</u></u>

**STIPULATED TERMS & NEXT STEPS**

This application is placed on the Unfunded List (Lack of AB 55 Loans) pursuant to the Board's action on March 11, 2009. This approval does not constitute a guarantee or commitment of future state funding.

The Applicant is responsible for ensuring that the project is compliant with Prevailing Wage Monitoring and/or Labor Compliance Program requirements at the time construction contracts are executed and/or construction commenced.

The Applicant shall ensure that it is in compliance with all applicable laws, regulations and certifications it made on the program forms.

The Applicant is required to submit a signed Grant Agreement pursuant to School Facility Program Regulation Section 1859.90.4 for the project prior to or concurrent with a request for the release of funds.

**APPLICANT DATA**

<b>Applicant:</b>	San Bernardino City Unified	<b>PTN:</b>	67876 - 303
<b>Application No:</b>	57/67876-00-107	<b>County:</b>	San Bernardino
<b>School Name:</b>	San Andreas High		

**HISTORY OF PROJECT FUNDING**

	<b>Fund Code</b>	<b>Proposition</b>	<b>Previously Authorized</b>	<b>Authorized This Action</b>	<b>Unfunded Approval This Action</b>
<u>State Share</u>					
<b>Mod/Add. Grant</b>	951-570	51	\$	\$ 824,839.00	\$ 824,839.00
<u>Applicant Share</u>					
<b>District Contribution</b>				549,892.67	
<b>Total</b>			\$ <u>0.00</u>	\$ <u>1,374,731.67</u>	\$ <u>824,839.00</u>
<b>Funding Source:</b>	Proposition 51 Bonds/2016-Nov.				

**APPLICATION DATA**

<b>Type of Project:</b>	High School	
<b>Pupils Assigned Under 50 Yrs:</b>	<b>K-6:</b>	0
	<b>7-8:</b>	0
	<b>9-12</b>	63
	<b>Non-Severe:</b>	0
	<b>Severe:</b>	0
<b>Pupils Assigned Over 50 Yrs:</b>	<b>K-6:</b>	0
	<b>7-8:</b>	0
	<b>9-12</b>	38
	<b>Non-Severe:</b>	0
	<b>Severe:</b>	0
<b>Recommended Acres:</b>	24.9	
<b>Existing Acres:</b>	20.37	

**PROGRAM GRANT DATA**

<b>Accessibility Fire Grant</b>	\$	23,126.00
<b>Base Grant - Over 50Yr</b>	\$	351,424.00
<b>Base Grant - Under 50Yr</b>	\$	419,454.00
<b>Small Size Project</b>	\$	30,835.00
<b>Total State Share (60%)</b>		<u>824,839.00</u>
<b>Applicant Share (40%)</b>		549,892.67
<b>Total Project Cost</b>	\$	<u>1,374,731.67</u>

**STIPULATED TERMS & NEXT STEPS**

The Applicant is required to submit a signed Grant Agreement pursuant to School Facility Program Regulation Section 1859.90.4 for the project prior to or concurrent with a request for the release of funds.

The Applicant shall ensure that it is in compliance with all applicable laws, regulations and certifications it made on the program forms.

The Applicant is responsible for ensuring that the project is compliant with Prevailing Wage Monitoring and/or Labor Compliance Program requirements at the time construction contracts are executed and/or construction commenced.

This application is placed on the Unfunded List (Lack of AB 55 Loans) pursuant to the Board's action on March 11, 2009. This approval does not constitute a guarantee or commitment of future state funding.



APPLICANT DATA			
<b>Applicant:</b>	Coalinga/Huron Joint Unified	<b>PTN:</b>	62125 - 22
<b>Application No:</b>	50/62125-00-005	<b>County:</b>	Fresno
<b>School Name:</b>	Huron Elementary	<b>Filing Basis:</b>	District-wide

HISTORY OF PROJECT FUNDING					
	Fund Code	Proposition	Previously Authorized	Authorized This Action	Unfunded Approval This Action
<b>State Share</b>					
NC/Add. Grant	951-500	51	\$	\$ 941,407.00	\$ 941,407.00
<b>Applicant Share</b>					
District Contribution				941,407.00	
<b>Total</b>			<b>\$ 0.00</b>	<b>\$ 1,882,814.00</b>	<b>\$ 941,407.00</b>
<b>Funding Source:</b>	<b>Proposition 51 Bonds/2016-Nov.</b>				

APPLICATION DATA		PROGRAM GRANT DATA	
<b>Type of Project:</b>	Elementary School	<b>Base Grant</b>	\$ 631,400.00
<b>Pupils Assigned:</b>	K-6: 50	<b>Fire Detection</b>	\$ 750.00
<b>Number of Classrooms:</b>	4	<b>Off Site</b>	\$ 9,393.00
<b>Addition to Existing Site:</b>	No	<b>Service Site Development</b>	\$ 196,692.00
<b>Master Plan Acres:</b>	15.7	<b>Utilities</b>	\$ 103,172.00
<b>Recommended Acres:</b>	14.0	<b>Total State Share (50%)</b>	941,407.00
<b>Existing Acres:</b>	14.4	<b>Applicant Share (50%)</b>	941,407.00
<b>Proposed Acres:</b>	0.0	<b>Total Project Cost</b>	<b>\$ 1,882,814.00</b>

STIPULATED TERMS & NEXT STEPS	
<p>The Applicant is required to submit a signed Grant Agreement pursuant to School Facility Program Regulation Section 1859.90.4 for the project prior to or concurrent with a request for the release of funds.</p> <p>The Applicant shall ensure that it is in compliance with all applicable laws, regulations and certifications it made on the program forms.</p> <p>The Applicant is responsible for ensuring that the project is compliant with Prevailing Wage Monitoring and/or Labor Compliance Program requirements at the time construction contracts are executed and/or construction commenced.</p> <p>This application is placed on the Unfunded List (Lack of AB 55 Loans) pursuant to the Board's action on March 11, 2009. This approval does not constitute a guarantee or commitment of future state funding.</p>	

**APPLICANT DATA**

<b>Applicant:</b>	Coalinga/Huron Joint Unified	<b>PTN:</b>	62125 - 23
<b>Application No:</b>	50/62125-00-006	<b>County:</b>	Fresno
<b>School Name:</b>	Bishop Elementary	<b>Filing Basis:</b>	District-wide

**HISTORY OF PROJECT FUNDING**

	<b>Fund Code</b>	<b>Proposition</b>	<b>Previously Authorized</b>	<b>Authorized This Action</b>	<b>Unfunded Approval This Action</b>
<b>State Share</b>					
<b>NC/Add. Grant</b>	951-500	51	\$	\$ 2,613,830.00	\$ 2,613,830.00
<b>Applicant Share</b>					
<b>District Contribution</b>				2,613,830.00	
<b>Total</b>			\$ <u>0.00</u>	\$ <u>5,227,660.00</u>	\$ <u>2,613,830.00</u>
<b>Funding Source:</b>	<b>Proposition 51 Bonds/2016-Nov.</b>				

**APPLICATION DATA**

<b>Type of Project:</b>	Elementary School
<b>Pupils Assigned:</b>	<b>K-6:</b> 162
	<b>Non-Severe:</b> 13
<b>Number of Classrooms:</b>	8
<b>Addition to Existing Site:</b>	No
<b>Master Plan Acres:</b>	5.2
<b>Recommended Acres:</b>	6.3
<b>Existing Acres:</b>	7.0
<b>Proposed Acres:</b>	0.0

**PROGRAM GRANT DATA**

<b>Base Grant</b>	\$	2,354,239.00
<b>Fire Detection</b>	\$	3,015.00
<b>Off Site</b>	\$	27,048.00
<b>Service Site Development</b>	\$	78,474.00
<b>Small Size Project</b>	\$	94,170.00
<b>Utilities</b>	\$	56,884.00
<b>Total State Share (50%)</b>		<u>2,613,830.00</u>
<b>Applicant Share (50%)</b>		<u>2,613,830.00</u>
<b>Total Project Cost</b>	\$	<u>5,227,660.00</u>

**STIPULATED TERMS & NEXT STEPS**

The Applicant is required to submit a signed Grant Agreement pursuant to School Facility Program Regulation Section 1859.90.4 for the project prior to or concurrent with a request for the release of funds.

The Applicant shall ensure that it is in compliance with all applicable laws, regulations and certifications it made on the program forms.

This application is placed on the Unfunded List (Lack of AB 55 Loans) pursuant to the Board's action on March 11, 2009. This approval does not constitute a guarantee or commitment of future state funding.

The Applicant is responsible for ensuring that the project is compliant with Prevailing Wage Monitoring and/or Labor Compliance Program requirements at the time construction contracts are executed and/or construction commenced.

**APPLICANT DATA**

<b>Applicant:</b>	Coalinga/Huron Joint Unified	<b>PTN:</b>	62125 - 24
<b>Application No:</b>	50/62125-00-007	<b>County:</b>	Fresno
<b>School Name:</b>	Dawson Elementary	<b>Filing Basis:</b>	District-wide

**HISTORY OF PROJECT FUNDING**

	<b>Fund Code</b>	<b>Proposition</b>	<b>Previously Authorized</b>	<b>Authorized This Action</b>	<b>Unfunded Approval This Action</b>
<b>State Share</b>					
<b>NC/Add. Grant</b>	<b>951-500</b>	<b>51</b>	\$	\$ 2,598,649.00	\$ 2,598,649.00
<b>Applicant Share</b>					
<b>District Contribution</b>				2,598,649.00	
<b>Total</b>			\$ <u>0.00</u>	\$ <u>5,197,298.00</u>	\$ <u>2,598,649.00</u>
<b>Funding Source:</b>	<b>Proposition 51 Bonds/2016-Nov.</b>				

**APPLICATION DATA**

<b>Type of Project:</b>	Elementary School
<b>Pupils Assigned:</b>	<b>K-6:</b> 150 <b>Non-Severe:</b> 13
<b>Number of Classrooms:</b>	3
<b>Addition to Existing Site:</b>	No
<b>Master Plan Acres:</b>	7.5
<b>Recommended Acres:</b>	4.1
<b>Existing Acres:</b>	11.9
<b>Proposed Acres:</b>	0.0

**PROGRAM GRANT DATA**

<b>Base Grant</b>	\$	2,202,703.00
<b>Fire Detection</b>	\$	2,835.00
<b>Off Site</b>	\$	26,293.00
<b>Service Site Development</b>	\$	327,911.00
<b>Utilities</b>	\$	38,907.00
<b>Total State Share (50%)</b>		<u>2,598,649.00</u>
<b>Applicant Share (50%)</b>		<u>2,598,649.00</u>
<b>Total Project Cost</b>	\$	<u><u>5,197,298.00</u></u>

**STIPULATED TERMS & NEXT STEPS**

The Applicant is required to submit a signed Grant Agreement pursuant to School Facility Program Regulation Section 1859.90.4 for the project prior to or concurrent with a request for the release of funds.

The Applicant shall ensure that it is in compliance with all applicable laws, regulations and certifications it made on the program forms.

The Applicant is responsible for ensuring that the project is compliant with Prevailing Wage Monitoring and/or Labor Compliance Program requirements at the time construction contracts are executed and/or construction commenced.

This application is placed on the Unfunded List (Lack of AB 55 Loans) pursuant to the Board's action on March 11, 2009. This approval does not constitute a guarantee or commitment of future state funding.

**APPLICANT DATA**

<b>Applicant:</b>	Coalinga/Huron Joint Unified	<b>PTN:</b>	62125 - 25
<b>Application No:</b>	50/62125-00-008	<b>County:</b>	Fresno
<b>School Name:</b>	Coalinga High	<b>Filing Basis:</b>	District-wide

**HISTORY OF PROJECT FUNDING**

	<b>Fund Code</b>	<b>Proposition</b>	<b>Previously Authorized</b>	<b>Authorized This Action</b>	<b>Unfunded Approval This Action</b>
<b>State Share</b>					
<b>NC/Add. Grant</b>	<b>951-500</b>	<b>51</b>	\$	\$ 3,070,423.00	\$ 3,070,423.00
<b>Applicant Share</b>					
<b>District Contribution</b>				3,070,423.00	
<b>Total</b>			\$ <u>0.00</u>	\$ <u>6,140,846.00</u>	\$ <u>3,070,423.00</u>
<b>Funding Source:</b>	<b>Proposition 51 Bonds/2016-Nov.</b>				

**APPLICATION DATA**

<b>Type of Project:</b>	High School
	<b>9-12:</b> 156
<b>Number of Classrooms:</b>	7
<b>Addition to Existing Site:</b>	No
<b>Master Plan Acres:</b>	4.4
<b>Recommended Acres:</b>	4.04
<b>Existing Acres:</b>	1.5

**PROGRAM GRANT DATA**

<b>Base Grant</b>	\$	2,651,064.00
<b>Fire Detection</b>	\$	5,304.00
<b>Off Site</b>	\$	70,800.00
<b>Service Site Development</b>	\$	210,803.00
<b>Small Size Project</b>	\$	106,043.00
<b>Utilities</b>	\$	26,409.00
<b>Total State Share (50%)</b>		<u>3,070,423.00</u>
<b>Applicant Share (50%)</b>		<u>3,070,423.00</u>
<b>Total Project Cost</b>	\$	<u><b>6,140,846.00</b></u>

**STIPULATED TERMS & NEXT STEPS**

The Applicant is required to submit a signed Grant Agreement pursuant to School Facility Program Regulation Section 1859.90.4 for the project prior to or concurrent with a request for the release of funds.

The Applicant shall ensure that it is in compliance with all applicable laws, regulations and certifications it made on the program forms.

The Applicant is responsible for ensuring that the project is compliant with Prevailing Wage Monitoring and/or Labor Compliance Program requirements at the time construction contracts are executed and/or construction commenced.

This application is placed on the Unfunded List (Lack of AB 55 Loans) pursuant to the Board's action on March 11, 2009. This approval does not constitute a guarantee or commitment of future state funding.

APPLICANT DATA
----------------

<b>Applicant:</b>	Coalinga/Huron Joint Unified	<b>PTN:</b>	62125 - 27
<b>Application No:</b>	57/62125-00-008	<b>County:</b>	Fresno
<b>School Name:</b>	Huron Elementary		

HISTORY OF PROJECT FUNDING
----------------------------

	Fund Code	Proposition	Previously Authorized	Authorized This Action	Unfunded Approval This Action
<b>State Share</b>					
<b>Mod/Add. Grant</b>	<b>951-570</b>	<b>51</b>	\$	\$ 3,985,537.00	\$ 3,985,537.00
<b>Applicant Share</b>					
<b>District Contribution</b>				2,657,024.67	
<b>Total</b>			\$ <u>0.00</u>	\$ <u>6,642,561.67</u>	\$ <u>3,985,537.00</u>
<b>Funding Source:</b>	<b>Proposition 51 Bonds/2016-Nov.</b>				

APPLICATION DATA
------------------

<b>Type of Project:</b>	Elementary School	
<b>Pupils Assigned Under 50 Yrs:</b>	<b>K-6:</b>	725
	<b>Non-Severe:</b>	26

PROGRAM GRANT DATA
--------------------

<b>Accessibility Fire Grant</b>	\$	112,571.00
<b>Base Grant - Under 50Yr</b>	\$	3,752,378.00
<b>Fire Detection</b>	\$	120,588.00
<b>Total State Share (60%)</b>		<u>3,985,537.00</u>
<b>Applicant Share (40%)</b>		<u>2,657,024.67</u>
<b>Total Project Cost</b>	\$	<u><u>6,642,561.67</u></u>

<b>Recommended Acres:</b>	11.7
<b>Existing Acres:</b>	15.2

STIPULATED TERMS & NEXT STEPS
-------------------------------

The Applicant is required to submit a signed Grant Agreement pursuant to School Facility Program Regulation Section 1859.90.4 for the project prior to or concurrent with a request for the release of funds.

The Applicant shall ensure that it is in compliance with all applicable laws, regulations and certifications it made on the program forms.

The Applicant is responsible for ensuring that the project is compliant with Prevailing Wage Monitoring and/or Labor Compliance Program requirements at the time construction contracts are executed and/or construction commenced.

This application is placed on the Unfunded List (Lack of AB 55 Loans) pursuant to the Board's action on March 11, 2009. This approval does not constitute a guarantee or commitment of future state funding.

**APPLICANT DATA**

<b>Applicant:</b>	Davis Joint Unified	<b>PTN:</b>	72678 - 57
<b>Application No:</b>	57/72678-00-014	<b>County:</b>	Yolo
<b>School Name:</b>	Davis Senior High		

**HISTORY OF PROJECT FUNDING**

	<b>Fund Code</b>	<b>Proposition</b>	<b>Previously Authorized</b>	<b>Authorized This Action</b>	<b>Unfunded Approval This Action</b>
<u>State Share</u>					
<b>Mod/Add. Grant</b>	<b>951-570</b>	<b>51</b>	\$	\$ 2,191,429.00	\$ 2,191,429.00
<u>Applicant Share</u>					
<b>District Contribution</b>				1,460,952.67	
<b>Total</b>			\$ <u>0.00</u>	\$ <u>3,652,381.67</u>	\$ <u>2,191,429.00</u>
<b>Funding Source:</b>	<b>Proposition 51 Bonds/2016-Nov.</b>				

**APPLICATION DATA**

**Type of Project:** High School

**Pupils Assigned Under 50 Yrs:**

9-12	0
<b>Non-Severe:</b>	37
<b>Severe:</b>	8

**Pupils Assigned Over 50 Yrs:**

9-12	76
<b>Non-Severe:</b>	43
<b>Severe:</b>	9

**PROGRAM GRANT DATA**

<b>Accessibility Fire Grant</b>	\$ 60,259.00
<b>Base Grant - Over 50Yr</b>	\$ 1,506,658.00
<b>Base Grant - Under 50Yr</b>	\$ 501,961.00
<b>Fire Detection</b>	\$ 42,206.00
<b>Small Size Project</b>	\$ 80,345.00
<b>Total State Share (60%)</b>	2,191,429.00
<b>Applicant Share (40%)</b>	1,460,952.67
<b>Total Project Cost</b>	\$ <u>3,652,381.67</u>

**Recommended Acres:** 46.5  
**Existing Acres:** 45.5

**STIPULATED TERMS & NEXT STEPS**

The Applicant is required to submit a signed Grant Agreement pursuant to School Facility Program Regulation Section 1859.90.4 for the project prior to or concurrent with a request for the release of funds.

The Applicant shall ensure that it is in compliance with all applicable laws, regulations and certifications it made on the program forms.

The Applicant is responsible for ensuring that the project is compliant with Prevailing Wage Monitoring and/or Labor Compliance Program requirements at the time construction contracts are executed and/or construction commenced.

This application is placed on the Unfunded List (Lack of AB 55 Loans) pursuant to the Board's action on March 11, 2009. This approval does not constitute a guarantee or commitment of future state funding.

**APPLICANT DATA**

<b>Applicant:</b>	Benicia Unified	<b>PTN:</b>	70524 - 7
<b>Application No:</b>	57/70524-00-015	<b>County:</b>	Solano
<b>School Name:</b>	Benicia High		

**HISTORY OF PROJECT FUNDING**

	<b>Fund Code</b>	<b>Proposition</b>	<b>Previously Authorized</b>	<b>Authorized This Action</b>	<b>Unfunded Approval This Action</b>
<u>State Share</u>					
<b>Mod/Add. Grant</b>	<b>951-570</b>	<b>51</b>	\$	\$ 4,110,664.00	\$ 4,110,664.00
<u>Applicant Share</u>					
<b>District Contribution</b>				2,740,442.67	
<b>Total</b>			\$ <u>0.00</u>	\$ <u>6,851,106.67</u>	\$ <u>4,110,664.00</u>
<b>Funding Source:</b>	<b>Proposition 51 Bonds/2016-Nov.</b>				

**APPLICATION DATA**

**Type of Project:** High School

**Pupils Assigned Under 50 Yrs:**

9-12	403
<b>Non-Severe:</b>	20

**Pupils Assigned Over 50 Yrs:**

9-12	110
<b>Non-Severe:</b>	6

**Recommended Acres:** 48.8

**Existing Acres:** 42.9

**PROGRAM GRANT DATA**

<b>Accessibility Fire Grant</b>	\$	119,728.00
<b>Base Grant - Over 50Yr</b>	\$	1,102,702.00
<b>Base Grant - Under 50Yr</b>	\$	2,888,234.00
<b>Total State Share (60%)</b>		4,110,664.00
<b>Applicant Share (40%)</b>		2,740,442.67
<b>Total Project Cost</b>	\$	<u>6,851,106.67</u>

**STIPULATED TERMS & NEXT STEPS**

The Applicant is required to submit a signed Grant Agreement pursuant to School Facility Program Regulation Section 1859.90.4 for the project prior to or concurrent with a request for the release of funds.

The Applicant shall ensure that it is in compliance with all applicable laws, regulations and certifications it made on the program forms.

The Applicant is responsible for ensuring that the project is compliant with Prevailing Wage Monitoring and/or Labor Compliance Program requirements at the time construction contracts are executed and/or construction commenced.

This application is placed on the Unfunded List (Lack of AB 55 Loans) pursuant to the Board's action on March 11, 2009. This approval does not constitute a guarantee or commitment of future state funding.

**APPLICANT DATA**

<b>Applicant:</b>	Santa Maria Joint Union High	<b>PTN:</b>	69310 - 49
<b>Application No:</b>	50/69310-00-008	<b>County:</b>	Santa Barbara
<b>School Name:</b>	Righetti High/Cte Center	<b>Filing Basis:</b>	District-wide

**HISTORY OF PROJECT FUNDING**

	Fund Code	Proposition	Previously Authorized	Authorized This Action	Unfunded Approval This Action
<b>State Share</b>					
NC/Add. Grant	951-500	51	\$	\$ 6,248,398.28	\$ 6,248,398.28
<b>Applicant Share</b>					
District Contribution				6,248,398.28	
<b>Total</b>			\$ <u>0.00</u>	\$ <u>12,496,796.56</u>	\$ <u>6,248,398.28</u>
<b>Funding Source:</b>	<b>Proposition 51 Bonds/2016-Nov.</b>				

**APPLICATION DATA**

<b>Type of Project:</b>	High School
	9-12: 191
<b>Number of Classrooms:</b>	11
<b>Addition to Existing Site:</b>	No
<b>Master Plan Acres:</b>	19.2
<b>Recommended Acres:</b>	19.2
<b>Existing Acres:</b>	0.0
<b>Proposed Acres:</b>	25.32

**PROGRAM GRANT DATA**

<b>2% of Appraised or Actual Value</b>	\$	54,597.16
<b>Automatic Sprinkler System</b>	\$	50,042.00
<b>Base Grant</b>	\$	3,245,854.00
<b>DTSC Fees</b>	\$	3,463.21
<b>Fire Detection</b>	\$	6,494.00
<b>General Site</b>	\$	644,267.00
<b>NC Add Site Acquisition</b>	\$	1,364,928.91
<b>Off Site</b>	\$	154,479.00
<b>Service Site Development</b>	\$	481,419.00
<b>Utilities</b>	\$	242,854.00
<b>Total State Share (50%)</b>		6,248,398.28
<b>Applicant Share (50%)</b>		6,248,398.28
<b>Total Project Cost</b>	\$	<u>12,496,796.56</u>

**STIPULATED TERMS & NEXT STEPS**

The Applicant is required to submit a signed Grant Agreement pursuant to School Facility Program Regulation Section 1859.90.4 for the project prior to or concurrent with a request for the release of funds.

The Applicant shall ensure that it is in compliance with all applicable laws, regulations and certifications it made on the program forms.

The Applicant is responsible for ensuring that the project is compliant with Prevailing Wage Monitoring and/or Labor Compliance Program requirements at the time construction contracts are executed and/or construction commenced.

This application is placed on the Unfunded List (Lack of AB 55 Loans) pursuant to the Board's action on March 11, 2009. This approval does not constitute a guarantee or commitment of future state funding.



**APPLICANT DATA**

<b>Applicant:</b>	Los Angeles Unified	<b>PTN:</b>	64733 - 4889
<b>Application No:</b>	57/64733-00-673	<b>County:</b>	Los Angeles
<b>School Name:</b>	Chatsworth Senior High		

**HISTORY OF PROJECT FUNDING**

	<b>Fund Code</b>	<b>Proposition</b>	<b>Previously Authorized</b>	<b>Authorized This Action</b>	<b>Unfunded Approval This Action</b>
<u>State Share</u>					
<b>Mod/Add. Grant</b>	<b>951-570</b>	<b>51</b>	\$	\$ 4,930,878.00	\$ 4,930,878.00
<u>Applicant Share</u>					
<b>District Contribution</b>				3,287,252.00	
<b>Total</b>			\$ <u>0.00</u>	\$ <u>8,218,130.00</u>	\$ <u>4,930,878.00</u>
<b>Funding Source:</b>	<b>Proposition 51 Bonds/2016-Nov.</b>				

**APPLICATION DATA**

<b>Type of Project:</b>	High School
<b>Pupils Assigned Under 50 Yrs:</b>	
	9-12 29
<b>Pupils Assigned Over 50 Yrs:</b>	
	9-12 496
<b>Recommended Acres:</b>	49.1
<b>Existing Acres:</b>	37.5

**PROGRAM GRANT DATA**

<b>Accessibility Fire Grant</b>	\$ 143,403.00
<b>Base Grant - Over 50Yr</b>	\$ 4,587,008.00
<b>Base Grant - Under 50Yr</b>	\$ 193,082.00
<b>Prevailing Wage Monitoring</b>	\$ 7,385.00
<b>Total State Share (60%)</b>	4,930,878.00
<b>Applicant Share (40%)</b>	3,287,252.00
<b>Total Project Cost</b>	\$ <u>8,218,130.00</u>

**STIPULATED TERMS & NEXT STEPS**

This application is placed on the Unfunded List (Lack of AB 55 Loans) pursuant to the Board's action on March 11, 2009. This approval does not constitute a guarantee or commitment of future state funding.

The Applicant is responsible for ensuring that the project is compliant with Prevailing Wage Monitoring and/or Labor Compliance Program requirements at the time construction contracts are executed and/or construction commenced.

The Applicant shall ensure that it is in compliance with all applicable laws, regulations and certifications it made on the program forms.

The Applicant is required to submit a signed Grant Agreement pursuant to School Facility Program Regulation Section 1859.90.4 for the project prior to or concurrent with a request for the release of funds.

APPLICANT DATA			
----------------	--	--	--

<b>Applicant:</b>	Clay Joint Elementary	<b>PTN:</b>	62109 - 4
<b>Application No:</b>	50/62109-00-003	<b>County:</b>	Fresno
<b>School Name:</b>	Clay Elementary	<b>Filing Basis:</b>	District-wide

HISTORY OF PROJECT FUNDING					
----------------------------	--	--	--	--	--

	Fund Code	Proposition	Previously Authorized	Authorized This Action	Unfunded Approval This Action
<b>State Share</b>					
NC/Add. Grant	951-500	51	\$	\$ 1,504,277.00	\$ 1,504,277.00
<b>Applicant Share</b>					
District Contribution				280,150.00	
Financial Hardship	951-500	51		1,224,127.00	1,224,127.00
<b>Total</b>			<b>\$ 0.00</b>	<b>\$ 3,008,554.00</b>	<b>\$ 2,728,404.00</b>
<b>Funding Source:</b>	<b>Proposition 51 Bonds/2016-Nov.</b>				

APPLICATION DATA		
------------------	--	--

<b>Type of Project:</b>	Elementary School
<b>Pupils Assigned:</b>	K-6: 100
<b>Number of Classrooms:</b>	4
<b>Addition to Existing Site:</b>	No
<b>Master Plan Acres:</b>	9.5
<b>Recommended Acres:</b>	8.4
<b>Existing Acres:</b>	7.0

PROGRAM GRANT DATA	
--------------------	--

<b>Base Grant</b>	\$	1,262,800.00
<b>Fire Detection</b>	\$	1,500.00
<b>Project Assistance</b>	\$	7,723.00
<b>Service Site Development</b>	\$	80,718.00
<b>Small Size Project</b>	\$	151,536.00
<b>Total State Share (50%)</b>		1,504,277.00
<b>Applicant Share (50%)</b>		1,504,277.00
<b>Total Project Cost</b>	\$	3,008,554.00

STIPULATED TERMS & NEXT STEPS
-------------------------------

The Applicant is required to submit a signed Grant Agreement pursuant to School Facility Program Regulation Section 1859.90.4 for the project prior to or concurrent with a request for the release of funds.

The Applicant shall ensure that it is in compliance with all applicable laws, regulations and certifications it made on the program forms.

The Applicant is responsible for ensuring that the project is compliant with Prevailing Wage Monitoring and/or Labor Compliance Program requirements at the time construction contracts are executed and/or construction commenced.

This application is placed on the Unfunded List (Lack of AB 55 Loans) pursuant to the Board's action on March 11, 2009. This approval does not constitute a guarantee or commitment of future state funding.

The Applicant qualifies for financial hardship pursuant to School Facility Program Regulation Section 1859.81(c)(4). The Applicant has demonstrated it is financially unable to provide all or a part of the matching funds and is levying the developer fees or equal alternative revenue source justified by law. The Applicant's total bonding capacity as of May 3, 2021, is \$5 million or less.

**APPLICANT DATA**

<b>Applicant:</b>	Clay Joint Elementary	<b>PTN:</b>	62109 - 3
<b>Application No:</b>	57/62109-00-003	<b>County:</b>	Fresno
<b>School Name:</b>	Clay Elementary		

**HISTORY OF PROJECT FUNDING**

	<b>Fund Code</b>	<b>Proposition</b>	<b>Previously Authorized</b>	<b>Authorized This Action</b>	<b>Unfunded Approval This Action</b>
<b>State Share</b>					
<b>Mod/Add. Grant</b>	<b>951-570</b>	<b>51</b>	\$	\$ 842,896.00	\$ 842,896.00
<b>Applicant Share</b>					
<b>District Contribution</b>				46,795.00	
<b>Financial Hardship</b>	<b>951-570</b>	<b>51</b>		515,136.00	515,136.00
<b>Total</b>			\$ <u>0.00</u>	\$ <u>1,404,827.00</u>	\$ <u>1,358,032.00</u>
<b>Funding Source:</b>	<b>Proposition 51 Bonds/2016-Nov.</b>				

**APPLICATION DATA**

<b>Type of Project:</b>	Elementary School	
<b>Pupils Assigned Under 50 Yrs:</b>	<b>K-6:</b>	97
	<b>7-8:</b>	58
<b>Recommended Acres:</b>	8.4	
<b>Existing Acres:</b>	7.0	

**PROGRAM GRANT DATA**

<b>Accessibility Fire Grant</b>	\$	22,839.00
<b>Base Grant - Under 50Yr</b>	\$	761,306.00
<b>Fire Detection</b>	\$	24,180.00
<b>Project Assistance</b>	\$	4,119.00
<b>Small Size Project</b>	\$	30,452.00
<b>Total State Share (60%)</b>		842,896.00
<b>Applicant Share (40%)</b>		561,931.00
<b>Total Project Cost</b>	\$	<u>1,404,827.00</u>

**STIPULATED TERMS & NEXT STEPS**

The Applicant is required to submit a signed Grant Agreement pursuant to School Facility Program Regulation Section 1859.90.4 for the project prior to or concurrent with a request for the release of funds.

The Applicant shall ensure that it is in compliance with all applicable laws, regulations and certifications it made on the program forms.

The Applicant is responsible for ensuring that the project is compliant with Prevailing Wage Monitoring and/or Labor Compliance Program requirements at the time construction contracts are executed and/or construction commenced.

This application is placed on the Unfunded List (Lack of AB 55 Loans) pursuant to the Board's action on March 11, 2009. This approval does not constitute a guarantee or commitment of future state funding.

The Applicant qualifies for financial hardship pursuant to School Facility Program Regulation Section 1859.81(c)(4). The Applicant has demonstrated it is financially unable to provide all or a part of the matching funds and is levying the developer fees or equal alternative revenue source justified by law. The Applicant's total bonding capacity as of May 3, 2021 is \$5 million or less.

**APPLICANT DATA**

<b>Applicant:</b>	Cupertino Union	<b>PTN:</b>	69419 - 184
<b>Application No:</b>	57/69419-00-026	<b>County:</b>	Santa Clara
<b>School Name:</b>	Cupertino Middle		

**HISTORY OF PROJECT FUNDING**

	<b>Fund Code</b>	<b>Proposition</b>	<b>Previously Authorized</b>	<b>Authorized This Action</b>	<b>Unfunded Approval This Action</b>
<u>State Share</u>					
<b>Mod/Add. Grant</b>	<b>951-570</b>	<b>51</b>	\$	\$ 3,205,854.00	\$ 3,205,854.00
<u>Applicant Share</u>					
<b>District Contribution</b>				2,137,236.00	
<b>Total</b>			\$ <u>0.00</u>	\$ <u>5,343,090.00</u>	\$ <u>3,205,854.00</u>
<b>Funding Source:</b>	<b>Proposition 51 Bonds/2016-Nov.</b>				

**APPLICATION DATA**

<b>Type of Project:</b>	Middle School		
<b>Pupils Assigned Under 50 Yrs:</b>	<b>K-6:</b>	0	
	<b>7-8:</b>	0	
	<b>9-12</b>	0	
	<b>Non-Severe:</b>	0	
	<b>Severe:</b>	0	
<b>Pupils Assigned Over 50 Yrs:</b>	<b>K-6:</b>	0	
	<b>7-8:</b>	320	
	<b>9-12</b>	0	
	<b>Non-Severe:</b>	0	
	<b>Severe:</b>	37	

**PROGRAM GRANT DATA**

<b>Accessibility Fire Grant</b>	\$	91,457.00
<b>Base Grant - Over 50Yr</b>	\$	3,048,567.00
<b>Fire Detection</b>	\$	65,830.00
<b>Total State Share (60%)</b>		3,205,854.00
<b>Applicant Share (40%)</b>		2,137,236.00
<b>Total Project Cost</b>	\$	<u>5,343,090.00</u>

**Recommended Acres:** 27.7  
**Existing Acres:** 21.9

**STIPULATED TERMS & NEXT STEPS**

The Applicant is required to submit a signed Grant Agreement pursuant to School Facility Program Regulation Section 1859.90.4 for the project prior to or concurrent with a request for the release of funds.

The Applicant shall ensure that it is in compliance with all applicable laws, regulations and certifications it made on the program forms.

The Applicant is responsible for ensuring that the project is compliant with Prevailing Wage Monitoring and/or Labor Compliance Program requirements at the time construction contracts are executed and/or construction commenced.

This application is placed on the Unfunded List (Lack of AB 55 Loans) pursuant to the Board's action on March 11, 2009. This approval does not constitute a guarantee or commitment of future state funding.

**APPLICANT DATA**

<b>Applicant:</b>	Cupertino Union	<b>PTN:</b>	69419 - 163
<b>Application No:</b>	57/69419-00-027	<b>County:</b>	Santa Clara
<b>School Name:</b>	De Vargas Elementary		

**HISTORY OF PROJECT FUNDING**

	<b>Fund Code</b>	<b>Proposition</b>	<b>Previously Authorized</b>	<b>Authorized This Action</b>	<b>Unfunded Approval This Action</b>
<u>State Share</u>					
<b>Mod/Add. Grant</b>	<b>951-570</b>	<b>51</b>	\$	\$ 807,037.00	\$ 807,037.00
<u>Applicant Share</u>					
<b>District Contribution</b>				538,024.67	
<b>Total</b>			\$ <u>0.00</u>	\$ <u>1,345,061.67</u>	\$ <u>807,037.00</u>
<b>Funding Source:</b>	<b>Proposition 51 Bonds/2016-Nov.</b>				

**APPLICATION DATA**

<b>Type of Project:</b>	Elementary School	
<b>Pupils Assigned Under 50 Yrs:</b>	<b>K-6:</b>	0
	<b>7-8:</b>	0
	<b>9-12</b>	0
	<b>Non-Severe:</b>	0
	<b>Severe:</b>	6
<b>Pupils Assigned Over 50 Yrs:</b>	<b>K-6:</b>	51
	<b>7-8:</b>	0
	<b>9-12</b>	0
	<b>Non-Severe:</b>	0
	<b>Severe:</b>	12

**PROGRAM GRANT DATA**

<b>Accessibility Fire Grant</b>	\$	20,644.00
<b>Base Grant - Over 50Yr</b>	\$	596,172.00
<b>Base Grant - Under 50Yr</b>	\$	91,950.00
<b>Fire Detection</b>	\$	15,696.00
<b>Small Size Project</b>	\$	82,575.00
<b>Total State Share (60%)</b>		<u>807,037.00</u>
<b>Applicant Share (40%)</b>		538,024.67
<b>Total Project Cost</b>	\$	<u><u>1,345,061.67</u></u>

**Recommended Acres:** 10.1  
**Existing Acres:** 8.61

**STIPULATED TERMS & NEXT STEPS**

The Applicant is required to submit a signed Grant Agreement pursuant to School Facility Program Regulation Section 1859.90.4 for the project prior to or concurrent with a request for the release of funds.

The Applicant shall ensure that it is in compliance with all applicable laws, regulations and certifications it made on the program forms.

The Applicant is responsible for ensuring that the project is compliant with Prevailing Wage Monitoring and/or Labor Compliance Program requirements at the time construction contracts are executed and/or construction commenced.

This application is placed on the Unfunded List (Lack of AB 55 Loans) pursuant to the Board's action on March 11, 2009. This approval does not constitute a guarantee or commitment of future state funding.

**APPLICANT DATA**

<b>Applicant:</b>	Cupertino Union	<b>PTN:</b>	69419 - 161
<b>Application No:</b>	57/69419-00-028	<b>County:</b>	Santa Clara
<b>School Name:</b>	Montclair Elementary		

**HISTORY OF PROJECT FUNDING**

	<b>Fund Code</b>	<b>Proposition</b>	<b>Previously Authorized</b>	<b>Authorized This Action</b>	<b>Unfunded Approval This Action</b>
<u>State Share</u>					
<b>Mod/Add. Grant</b>	951-570	51	\$	\$ 733,213.00	\$ 733,213.00
<u>Applicant Share</u>					
<b>District Contribution</b>				488,808.67	
<b>Total</b>			\$ <u>0.00</u>	\$ <u>1,222,021.67</u>	\$ <u>733,213.00</u>
<b>Funding Source:</b>	Proposition 51 Bonds/2016-Nov.				

**APPLICATION DATA**

<b>Type of Project:</b>	Elementary School	
<b>Pupils Assigned Under 50 Yrs:</b>	<b>K-6:</b>	0
	<b>7-8:</b>	0
	<b>9-12:</b>	0
	<b>Non-Severe:</b>	1
	<b>Severe:</b>	0
<b>Pupils Assigned Over 50 Yrs:</b>	<b>K-6:</b>	75
	<b>7-8:</b>	0
	<b>9-12:</b>	0
	<b>Non-Severe:</b>	8
	<b>Severe:</b>	0

**PROGRAM GRANT DATA**

<b>Accessibility Fire Grant</b>	\$	18,754.00
<b>Base Grant - Over 50Yr</b>	\$	614,896.00
<b>Base Grant - Under 50Yr</b>	\$	10,253.00
<b>Fire Detection</b>	\$	14,292.00
<b>Small Size Project</b>	\$	75,018.00
<b>Total State Share (60%)</b>		<u>733,213.00</u>
<b>Applicant Share (40%)</b>		488,808.67
<b>Total Project Cost</b>	\$	<u>1,222,021.67</u>

**Recommended Acres:** 4.8  
**Existing Acres:** 10.0

**STIPULATED TERMS & NEXT STEPS**

The Applicant is required to submit a signed Grant Agreement pursuant to School Facility Program Regulation Section 1859.90.4 for the project prior to or concurrent with a request for the release of funds.

The Applicant shall ensure that it is in compliance with all applicable laws, regulations and certifications it made on the program forms.

The Applicant is responsible for ensuring that the project is compliant with Prevailing Wage Monitoring and/or Labor Compliance Program requirements at the time construction contracts are executed and/or construction commenced.

This application is placed on the Unfunded List (Lack of AB 55 Loans) pursuant to the Board's action on March 11, 2009. This approval does not constitute a guarantee or commitment of future state funding.

**APPLICANT DATA**

<b>Applicant:</b>	Golden Plains Unified	<b>PTN:</b>	75234 - 27
<b>Application No:</b>	57/75234-00-005	<b>County:</b>	Fresno
<b>School Name:</b>	Tranquillity High		

**HISTORY OF PROJECT FUNDING**

	<b>Fund Code</b>	<b>Proposition</b>	<b>Previously Authorized</b>	<b>Authorized This Action</b>	<b>Unfunded Approval This Action</b>
<u>State Share</u>					
<b>Mod/Add. Grant</b>	951-570	51	\$	\$ 1,649,071.00	\$ 1,649,071.00
<u>Applicant Share</u>					
<b>District Contribution</b>				1,099,380.67	
<b>Total</b>			\$ <u>0.00</u>	\$ <u>2,748,451.67</u>	\$ <u>1,649,071.00</u>
<b>Funding Source:</b>	Proposition 51 Bonds/2016-Nov.				

**APPLICATION DATA**

<b>Type of Project:</b>	High School	
<b>Pupils Assigned Under 50 Yrs:</b>	<b>K-6:</b>	0
	<b>7-8:</b>	0
	<b>9-12</b>	0
	<b>Non-Severe:</b>	14
	<b>Severe:</b>	0
<b>Pupils Assigned Over 50 Yrs:</b>	<b>K-6:</b>	0
	<b>7-8:</b>	0
	<b>9-12</b>	114
	<b>Non-Severe:</b>	22
	<b>Severe:</b>	0

**PROGRAM GRANT DATA**

<b>Accessibility Fire Grant</b>	\$	45,331.00
<b>Base Grant - Over 50Yr</b>	\$	1,367,486.00
<b>Base Grant - Under 50Yr</b>	\$	143,542.00
<b>Fire Detection</b>	\$	28,152.00
<b>Project Assistance</b>	\$	4,119.00
<b>Small Size Project</b>	\$	60,441.00
<b>Total State Share (60%)</b>		1,649,071.00
<b>Applicant Share (40%)</b>		1,099,380.67
<b>Total Project Cost</b>	\$	<u>2,748,451.67</u>

**Recommended Acres:** 25.2  
**Existing Acres:** 21.4

**STIPULATED TERMS & NEXT STEPS**

The Applicant is required to submit a signed Grant Agreement pursuant to School Facility Program Regulation Section 1859.90.4 for the project prior to or concurrent with a request for the release of funds.

The Applicant shall ensure that it is in compliance with all applicable laws, regulations and certifications it made on the program forms.

The Applicant is responsible for ensuring that the project is compliant with Prevailing Wage Monitoring and/or Labor Compliance Program requirements at the time construction contracts are executed and/or construction commenced.

This application is placed on the Unfunded List (Lack of AB 55 Loans) pursuant to the Board's action on March 11, 2009. This approval does not constitute a guarantee or commitment of future state funding.

**APPLICANT DATA**

<b>Applicant:</b>	Sacramento City Unified	<b>PTN:</b>	67439 - 326
<b>Application No:</b>	57/67439-00-076	<b>County:</b>	Sacramento
<b>School Name:</b>	C. K. McClatchy High		

**HISTORY OF PROJECT FUNDING**

	<b>Fund Code</b>	<b>Proposition</b>	<b>Previously Authorized</b>	<b>Authorized This Action</b>	<b>Unfunded Approval This Action</b>
<u>State Share</u>					
<b>Mod/Add. Grant</b>	951-570	51	\$	\$ 3,228,806.00	\$ 3,228,806.00
<u>Applicant Share</u>					
<b>District Contribution</b>				2,152,537.33	
<b>Total</b>			\$ <u>0.00</u>	\$ <u>5,381,343.33</u>	\$ <u>3,228,806.00</u>
<b>Funding Source:</b>	Proposition 51 Bonds/2016-Nov.				

**APPLICATION DATA**

<b>Type of Project:</b>	High School	
<b>Pupils Assigned Under 50 Yrs:</b>	<b>K-6:</b>	0
	<b>7-8:</b>	0
	<b>9-12</b>	0
	<b>Non-Severe:</b>	0
	<b>Severe:</b>	0
<b>Pupils Assigned Over 50 Yrs:</b>	<b>K-6:</b>	0
	<b>7-8:</b>	0
	<b>9-12</b>	287
	<b>Non-Severe:</b>	0
	<b>Severe:</b>	0

**PROGRAM GRANT DATA**

<b>Accessibility Fire Grant</b>	\$	79,625.00
<b>Base Grant - Over 50Yr</b>	\$	2,654,176.00
<b>Fire Detection</b>	\$	44,772.00
<b>Urban / Security / Impacted Site</b>	\$	450,233.00
<b>Total State Share (60%)</b>		<u>3,228,806.00</u>
<b>Applicant Share (40%)</b>		2,152,537.33
<b>Total Project Cost</b>	\$	<u>5,381,343.33</u>

**Recommended Acres:** 53.6  
**Existing Acres:** 29.0

**STIPULATED TERMS & NEXT STEPS**

The Applicant is required to submit a signed Grant Agreement pursuant to School Facility Program Regulation Section 1859.90.4 for the project prior to or concurrent with a request for the release of funds.

The Applicant shall ensure that it is in compliance with all applicable laws, regulations and certifications it made on the program forms.

The Applicant is responsible for ensuring that the project is compliant with Prevailing Wage Monitoring and/or Labor Compliance Program requirements at the time construction contracts are executed and/or construction commenced.

This application is placed on the Unfunded List (Lack of AB 55 Loans) pursuant to the Board's action on March 11, 2009. This approval does not constitute a guarantee or commitment of future state funding.



**APPLICANT DATA**

<b>Applicant:</b>	Los Angeles Unified	<b>PTN:</b>	64733 - 4584
<b>Application No:</b>	57/64733-00-675	<b>County:</b>	Los Angeles
<b>School Name:</b>	Verdugo Hills Senior High		

**HISTORY OF PROJECT FUNDING**

	<b>Fund Code</b>	<b>Proposition</b>	<b>Previously Authorized</b>	<b>Authorized This Action</b>	<b>Unfunded Approval This Action</b>
<u>State Share</u>					
<b>Mod/Add. Grant</b>	<b>951-570</b>	<b>51</b>	\$	\$ 2,401,409.00	\$ 2,401,409.00
<u>Applicant Share</u>					
<b>District Contribution</b>				1,600,939.33	
<b>Total</b>			\$ <u>0.00</u>	\$ <u>4,002,348.33</u>	\$ <u>2,401,409.00</u>
<b>Funding Source:</b>	<b>Proposition 51 Bonds/2016-Nov.</b>				

**APPLICATION DATA**

<b>Type of Project:</b>	High School
<b>Pupils Assigned Under 50 Yrs:</b>	
<b>9-12</b>	0
<b>Non-Severe:</b>	0
<b>Pupils Assigned Over 50 Yrs:</b>	
<b>9-12</b>	217
<b>Non-Severe:</b>	1
<b>Recommended Acres:</b>	38.4
<b>Existing Acres:</b>	22.3

**PROGRAM GRANT DATA**

<b>Accessibility Fire Grant</b>	\$ 60,632.00
<b>Base Grant - Over 50Yr</b>	\$ 2,021,053.00
<b>Prevailing Wage Monitoring</b>	\$ 3,597.00
<b>Urban / Security / Impacted Site</b>	\$ 316,127.00
<b>Total State Share (60%)</b>	2,401,409.00
<b>Applicant Share (40%)</b>	1,600,939.33
<b>Total Project Cost</b>	\$ <u>4,002,348.33</u>

**STIPULATED TERMS & NEXT STEPS**

This application is placed on the Unfunded List (Lack of AB 55 Loans) pursuant to the Board's action on March 11, 2009. This approval does not constitute a guarantee or commitment of future state funding.

The Applicant is responsible for ensuring that the project is compliant with Prevailing Wage Monitoring and/or Labor Compliance Program requirements at the time construction contracts are executed and/or construction commenced.

The Applicant shall ensure that it is in compliance with all applicable laws, regulations and certifications it made on the program forms.

The Applicant is required to submit a signed Grant Agreement pursuant to School Facility Program Regulation Section 1859.90.4 for the project prior to or concurrent with a request for the release of funds.

**APPLICANT DATA**

<b>Applicant:</b>	Los Angeles Unified	<b>PTN:</b>	64733 - 3088
<b>Application No:</b>	57/64733-00-676	<b>County:</b>	Los Angeles
<b>School Name:</b>	Gridley Street Elementary		

**HISTORY OF PROJECT FUNDING**

	<b>Fund Code</b>	<b>Proposition</b>	<b>Previously Authorized</b>	<b>Authorized This Action</b>	<b>Unfunded Approval This Action</b>
<u>State Share</u>					
<b>Mod/Add. Grant</b>	<b>955-570</b>	<b>55</b>	\$	\$ 17,247.00	\$ 17,247.00
<b>Mod/Add. Grant</b>	<b>951-570</b>	<b>51</b>		1,077,922.00	1,077,922.00
<u>Applicant Share</u>					
<b>District Contribution</b>				730,112.67	
<b>Total</b>			\$ <u>0.00</u>	\$ <u>1,825,281.67</u>	\$ <u>1,095,169.00</u>
<b>Funding Sources:</b>	Proposition 51 Bonds/2016-Nov.; Proposition 55 Bonds/2004-Mar.				

**APPLICATION DATA**

<b>Type of Project:</b>	Elementary School	
<b>Pupils Assigned Under 50 Yrs:</b>	<b>K-6:</b>	3
	<b>Severe:</b>	5
<b>Pupils Assigned Over 50 Yrs:</b>	<b>K-6:</b>	118
	<b>Severe:</b>	5
<b>Recommended Acres:</b>	10.8	
<b>Existing Acres:</b>	7.0	

**PROGRAM GRANT DATA**

<b>Accessibility Fire Grant</b>	\$	29,572.00
<b>Base Grant - Over 50Yr</b>	\$	894,695.00
<b>Base Grant - Under 50Yr</b>	\$	91,049.00
<b>Fire Detection</b>	\$	23,176.00
<b>Labor Compliance Program</b>	\$	17,247.00
<b>Small Size Project</b>	\$	39,430.00
<b>Total State Share (60%)</b>		1,095,169.00
<b>Applicant Share (40%)</b>		730,112.67
<b>Total Project Cost</b>	\$	<u>1,825,281.67</u>

**STIPULATED TERMS & NEXT STEPS**

This application is placed on the Unfunded List (Lack of AB 55 Loans) pursuant to the Board's action on March 11, 2009. This approval does not constitute a guarantee or commitment of future state funding.

The Applicant shall ensure that it is in compliance with all applicable laws, regulations and certifications it made on the program forms.

The Applicant is required to submit a signed Grant Agreement pursuant to School Facility Program Regulation Section 1859.90.4 for the project prior to or concurrent with a request for the release of funds.

The Applicant is responsible for ensuring that the project is compliant with Prevailing Wage Monitoring and/or Labor Compliance Program requirements at the time construction contracts are executed and/or construction commenced.

**APPLICANT DATA**

<b>Applicant:</b>	Los Angeles Unified	<b>PTN:</b>	64733 - 4451
<b>Application No:</b>	57/64733-00-677	<b>County:</b>	Los Angeles
<b>School Name:</b>	Sylmar Senior High		

**HISTORY OF PROJECT FUNDING**

	<b>Fund Code</b>	<b>Proposition</b>	<b>Previously Authorized</b>	<b>Authorized This Action</b>	<b>Unfunded Approval This Action</b>
<u>State Share</u>					
<b>Mod/Add. Grant</b>	<b>955-570</b>	<b>55</b>	\$	\$ 15,503.00	\$ 15,503.00
<b>Mod/Add. Grant</b>	<b>951-570</b>	<b>51</b>		968,947.00	968,947.00
<u>Applicant Share</u>					
<b>District Contribution</b>				656,300.00	
<b>Total</b>			\$ <u>0.00</u>	\$ <u>1,640,750.00</u>	\$ <u>984,450.00</u>
<b>Funding Sources:</b>	Proposition 51 Bonds/2016-Nov.; Proposition 55 Bonds/2004-Mar.				

**APPLICATION DATA**

**Type of Project:** High School

**Pupils Assigned Under 50 Yrs:**

	<b>9-12</b>	<b>11</b>
--	-------------	-----------

**Pupils Assigned Over 50 Yrs:**

	<b>9-12</b>	<b>90</b>
--	-------------	-----------

**Recommended Acres:** 46.5

**Existing Acres:** 30.1

**PROGRAM GRANT DATA**

<b>Accessibility Fire Grant</b>	\$	27,167.00
<b>Base Grant - Over 50Yr</b>	\$	832,320.00
<b>Base Grant - Under 50Yr</b>	\$	73,238.00
<b>Labor Compliance Program</b>	\$	15,503.00
<b>Small Size Project</b>	\$	36,222.00
<b>Total State Share (60%)</b>		984,450.00
<b>Applicant Share (40%)</b>		656,300.00
<b>Total Project Cost</b>	\$	<u>1,640,750.00</u>

**STIPULATED TERMS & NEXT STEPS**

This application is placed on the Unfunded List (Lack of AB 55 Loans) pursuant to the Board's action on March 11, 2009. This approval does not constitute a guarantee or commitment of future state funding.

The Applicant shall ensure that it is in compliance with all applicable laws, regulations and certifications it made on the program forms.

The Applicant is required to submit a signed Grant Agreement pursuant to School Facility Program Regulation Section 1859.90.4 for the project prior to or concurrent with a request for the release of funds.

The Applicant is responsible for ensuring that the project is compliant with Prevailing Wage Monitoring and/or Labor Compliance Program requirements at the time construction contracts are executed and/or construction commenced.

<b>APPLICANT DATA</b>
-----------------------

<b>Applicant:</b>	Los Angeles Unified	<b>PTN:</b>	64733 - 4809
<b>Application No:</b>	57/64733-00-678	<b>County:</b>	Los Angeles
<b>School Name:</b>	Taft (William Howard) Senior High		

<b>HISTORY OF PROJECT FUNDING</b>
-----------------------------------

	Fund Code	Proposition	Previously Authorized	Authorized This Action	Unfunded Approval This Action
<b>State Share</b>					
<b>Mod/Add. Grant</b>	951-570	51	\$	\$ 1,108,849.00	\$ 1,108,849.00
<b>Applicant Share</b>					
<b>District Contribution</b>				739,232.67	
<b>Total</b>			\$ <u>0.00</u>	\$ <u>1,848,081.67</u>	\$ <u>1,108,849.00</u>
<b>Funding Source:</b>	Proposition 51 Bonds/2016-Nov.				

<b>APPLICATION DATA</b>
-------------------------

<b>Type of Project:</b>		High School
<b>Pupils Assigned Under 50 Yrs:</b>		
	9-12	4
<b>Pupils Assigned Over 50 Yrs:</b>		
	9-12	97
<b>Recommended Acres:</b>		54.7
<b>Existing Acres:</b>		32.4

<b>PROGRAM GRANT DATA</b>
---------------------------

<b>Base Grant - Over 50Yr</b>	\$	897,056.00
<b>Base Grant - Under 50Yr</b>	\$	26,632.00
<b>Prevailing Wage Monitoring</b>	\$	1,661.00
<b>Small Size Project</b>	\$	36,948.00
<b>Urban / Security / Impacted Site</b>	\$	146,552.00
<b>Total State Share (60%)</b>		<u>1,108,849.00</u>
<b>Applicant Share (40%)</b>		739,232.67
<b>Total Project Cost</b>	\$	<u>1,848,081.67</u>

<b>STIPULATED TERMS &amp; NEXT STEPS</b>
--

This application is placed on the Unfunded List (Lack of AB 55 Loans) pursuant to the Board's action on March 11, 2009. This approval does not constitute a guarantee or commitment of future state funding.

The Applicant shall ensure that it is in compliance with all applicable laws, regulations and certifications it made on the program forms.

The Applicant is required to submit a signed Grant Agreement pursuant to School Facility Program Regulation Section 1859.90.4 for the project prior to or concurrent with a request for the release of funds.

The Applicant is responsible for ensuring that the project is compliant with Prevailing Wage Monitoring and/or Labor Compliance Program requirements at the time construction contracts are executed and/or construction commenced.

APPLICANT DATA			
----------------	--	--	--

<b>Applicant:</b>	Los Angeles Unified	<b>PTN:</b>	64733 - 5215
<b>Application No:</b>	57/64733-00-679	<b>County:</b>	Los Angeles
<b>School Name:</b>	Reseda Elementary		

HISTORY OF PROJECT FUNDING					
----------------------------	--	--	--	--	--

	Fund Code	Proposition	Previously Authorized	Authorized This Action	Unfunded Approval This Action
<b>State Share</b>					
<b>Mod/Add. Grant</b>	951-570	51	\$	\$ 678,305.00	\$ 678,305.00
<b>Applicant Share</b>					
<b>District Contribution</b>				452,203.33	
<b>Total</b>			\$ <u>0.00</u>	\$ <u>1,130,508.33</u>	\$ <u>678,305.00</u>
<b>Funding Source:</b>	Proposition 51 Bonds/2016-Nov.				

APPLICATION DATA		
------------------	--	--

<b>Type of Project:</b>	Elementary School	
<b>Pupils Assigned Under 50 Yrs:</b>	K-6:	12
<b>Pupils Assigned Over 50 Yrs:</b>	K-6:	89
<b>Recommended Acres:</b>		7.6
<b>Existing Acres:</b>		5.3

PROGRAM GRANT DATA	
--------------------	--

<b>Base Grant - Over 50Yr</b>	\$	594,520.00
<b>Base Grant - Under 50Yr</b>	\$	57,696.00
<b>Small Size Project</b>	\$	26,089.00
<b>Total State Share (60%)</b>		<u>678,305.00</u>
<b>Applicant Share (40%)</b>		452,203.33
<b>Total Project Cost</b>	\$	<u>1,130,508.33</u>

STIPULATED TERMS & NEXT STEPS
-------------------------------

The Applicant is required to submit a signed Grant Agreement pursuant to School Facility Program Regulation Section 1859.90.4 for the project prior to or concurrent with a request for the release of funds.

The Applicant shall ensure that it is in compliance with all applicable laws, regulations and certifications it made on the program forms.

The Applicant is responsible for ensuring that the project is compliant with Prevailing Wage Monitoring and/or Labor Compliance Program requirements at the time construction contracts are executed and/or construction commenced.

This application is placed on the Unfunded List (Lack of AB 55 Loans) pursuant to the Board's action on March 11, 2009. This approval does not constitute a guarantee or commitment of future state funding.

**APPLICANT DATA**

<b>Applicant:</b>	Los Angeles Unified	<b>PTN:</b>	64733 - 5194
<b>Application No:</b>	57/64733-00-680	<b>County:</b>	Los Angeles
<b>School Name:</b>	Coldwater Canyon Avenue Elementary		

**HISTORY OF PROJECT FUNDING**

	<b>Fund Code</b>	<b>Proposition</b>	<b>Previously Authorized</b>	<b>Authorized This Action</b>	<b>Unfunded Approval This Action</b>
<u>State Share</u>					
<b>Mod/Add. Grant</b>	<b>951-570</b>	<b>51</b>	<b>\$</b>	<b>\$ 3,357,770.00</b>	<b>\$ 3,357,770.00</b>
<u>Applicant Share</u>					
<b>District Contribution</b>				2,238,513.33	
<b>Total</b>			<b>\$ 0.00</b>	<b>\$ 5,596,283.33</b>	<b>\$ 3,357,770.00</b>
<b>Funding Source:</b>	<b>Proposition 51 Bonds/2016-Nov.</b>				

**APPLICATION DATA**

<b>Type of Project:</b>	Elementary School	
<b>Pupils Assigned Under 50 Yrs:</b>	<b>K-6:</b>	59
<b>Pupils Assigned Over 50 Yrs:</b>	<b>K-6:</b>	370
<b>Recommended Acres:</b>		12.4
<b>Existing Acres:</b>		6.0

**PROGRAM GRANT DATA**

<b>Accessibility Fire Grant</b>	<b>\$</b>	82,658.00
<b>Base Grant - Over 50Yr</b>	<b>\$</b>	2,471,600.00
<b>Base Grant - Under 50Yr</b>	<b>\$</b>	283,672.00
<b>Urban / Security / Impacted Site</b>	<b>\$</b>	519,840.00
<b>Total State Share (60%)</b>		3,357,770.00
<b>Applicant Share (40%)</b>		2,238,513.33
<b>Total Project Cost</b>	<b>\$</b>	<b>5,596,283.33</b>

**STIPULATED TERMS & NEXT STEPS**

The Applicant is required to submit a signed Grant Agreement pursuant to School Facility Program Regulation Section 1859.90.4 for the project prior to or concurrent with a request for the release of funds.

The Applicant shall ensure that it is in compliance with all applicable laws, regulations and certifications it made on the program forms.

The Applicant is responsible for ensuring that the project is compliant with Prevailing Wage Monitoring and/or Labor Compliance Program requirements at the time construction contracts are executed and/or construction commenced.

This application is placed on the Unfunded List (Lack of AB 55 Loans) pursuant to the Board's action on March 11, 2009. This approval does not constitute a guarantee or commitment of future state funding.

APPLICANT DATA			
----------------	--	--	--

<b>Applicant:</b>	Los Angeles Unified	<b>PTN:</b>	64733 - 4624
<b>Application No:</b>	57/64733-54-027	<b>County:</b>	Los Angeles
<b>School Name:</b>	Carson Senior High		

HISTORY OF PROJECT FUNDING					
----------------------------	--	--	--	--	--

	Fund Code	Proposition	Previously Authorized	Authorized This Action	Unfunded Approval This Action
<b>State Share</b>					
<b>Mod/Add. Grant</b>	951-570	51	\$	\$ 6,232,180.00	\$ 6,232,180.00
<b>Applicant Share</b>					
<b>District Contribution</b>				4,154,786.67	
<b>Total</b>			\$ <u>0.00</u>	\$ <u>10,386,966.67</u>	\$ <u>6,232,180.00</u>
<b>Funding Source:</b>	Proposition 51 Bonds/2016-Nov.				

APPLICATION DATA		
------------------	--	--

<b>Type of Project:</b>		High School
<b>Pupils Assigned Under 50 Yrs:</b>		
	9-12	1
<b>Pupils Assigned Over 50 Yrs:</b>		
	9-12	643
<b>Recommended Acres:</b>		40.7
<b>Existing Acres:</b>		29.4

PROGRAM GRANT DATA	
--------------------	--

<b>Accessibility Fire Grant</b>	\$	178,594.00
<b>Base Grant - Over 50Yr</b>	\$	5,946,464.00
<b>Base Grant - Under 50Yr</b>	\$	6,658.00
<b>Fire Detection</b>	\$	100,464.00
<b>Total State Share (60%)</b>		<u>6,232,180.00</u>
<b>Applicant Share (40%)</b>		4,154,786.67
<b>Total Project Cost</b>	\$	<u>10,386,966.67</u>

STIPULATED TERMS & NEXT STEPS
-------------------------------

The Applicant is required to submit a signed Grant Agreement pursuant to School Facility Program Regulation Section 1859.90.4 for the project prior to or concurrent with a request for the release of funds.

The Applicant shall ensure that it is in compliance with all applicable laws, regulations and certifications it made on the program forms.

The Applicant is responsible for ensuring that the project is compliant with Prevailing Wage Monitoring and/or Labor Compliance Program requirements at the time construction contracts are executed and/or construction commenced.

This application is placed on the Unfunded List (Lack of AB 55 Loans) pursuant to the Board's action on March 11, 2009. This approval does not constitute a guarantee or commitment of future state funding.

**APPLICANT DATA**

<b>Applicant:</b>	Lakeport Unified	<b>PTN:</b>	64030 - 15
<b>Application No:</b>	57/64030-00-008	<b>County:</b>	Lake
<b>School Name:</b>	Clear Lake High		

**HISTORY OF PROJECT FUNDING**

	<b>Fund Code</b>	<b>Proposition</b>	<b>Previously Authorized</b>	<b>Authorized This Action</b>	<b>Unfunded Approval This Action</b>
<u>State Share</u>					
<b>Mod/Add. Grant</b>	<b>951-570</b>	<b>51</b>	\$	\$ 887,918.00	\$ 887,918.00
<u>Applicant Share</u>					
<b>District Contribution</b>				591,945.33	
<b>Total</b>			\$ <u>0.00</u>	\$ <u>1,479,863.33</u>	\$ <u>887,918.00</u>
<b>Funding Source:</b>	<b>Proposition 51 Bonds/2016-Nov.</b>				

**APPLICATION DATA**

<b>Type of Project:</b>	High School
<b>Pupils Assigned Under 50 Yrs:</b>	
	9-12      0
<b>Pupils Assigned Over 50 Yrs:</b>	
	9-12      78
<b>Recommended Acres:</b>	21.7
<b>Existing Acres:</b>	20.42

**PROGRAM GRANT DATA**

<b>Accessibility Fire Grant</b>	\$	21,640.00
<b>Base Grant - Over 50Yr</b>	\$	721,344.00
<b>Fire Detection</b>	\$	12,168.00
<b>Geographic Location</b>	\$	42,086.00
<b>Project Assistance</b>	\$	4,119.00
<b>Small Size Project</b>	\$	86,561.00
<b>Total State Share (60%)</b>		887,918.00
<b>Applicant Share (40%)</b>		591,945.33
<b>Total Project Cost</b>	\$	<u>1,479,863.33</u>

**STIPULATED TERMS & NEXT STEPS**

The Applicant is required to submit a signed Grant Agreement pursuant to School Facility Program Regulation Section 1859.90.4 for the project prior to or concurrent with a request for the release of funds.

The Applicant shall ensure that it is in compliance with all applicable laws, regulations and certifications it made on the program forms.

The Applicant is responsible for ensuring that the project is compliant with Prevailing Wage Monitoring and/or Labor Compliance Program requirements at the time construction contracts are executed and/or construction commenced.

This application is placed on the Unfunded List (Lack of AB 55 Loans) pursuant to the Board's action on March 11, 2009. This approval does not constitute a guarantee or commitment of future state funding.



**APPLICANT DATA**

<b>Applicant:</b>	Black Butte Union Elementary	<b>PTN:</b>	69880 - 3
<b>Application No:</b>	57/69880-00-003	<b>County:</b>	Shasta
<b>School Name:</b>	Black Butte Elementary		

**HISTORY OF PROJECT FUNDING**

	<b>Fund Code</b>	<b>Proposition</b>	<b>Previously Authorized</b>	<b>Authorized This Action</b>	<b>Unfunded Approval This Action</b>
<b>State Share</b>					
<b>Mod/Add. Grant</b>	<b>951-570</b>	<b>51</b>	\$	\$ 1,028,852.00	\$ 1,028,852.00
<b>Applicant Share</b>					
<b>District Contribution</b>				685,901.33	
<b>Total</b>			\$ <u>0.00</u>	\$ <u>1,714,753.33</u>	\$ <u>1,028,852.00</u>
<b>Funding Source:</b>	<b>Proposition 51 Bonds/2016-Nov.</b>				

**APPLICATION DATA**

<b>Type of Project:</b>	Elementary School	
<b>Pupils Assigned Under 50 Yrs:</b>	<b>K-6:</b>	62
	<b>Non-Severe:</b>	7
<b>Pupils Assigned Over 50 Yrs:</b>	<b>K-6:</b>	63
	<b>Non-Severe:</b>	2
<b>Recommended Acres:</b>	3.6	
<b>Existing Acres:</b>	16.0	

**PROGRAM GRANT DATA**

<b>Accessibility Fire Grant</b>	\$	101,896.00
<b>Base Grant - Over 50Yr</b>	\$	449,314.00
<b>Base Grant - Under 50Yr</b>	\$	369,867.00
<b>Fire Detection</b>	\$	22,092.00
<b>Geographic Location</b>	\$	48,797.00
<b>Project Assistance</b>	\$	4,119.00
<b>Small Size Project</b>	\$	32,767.00
<b>Total State Share (60%)</b>		<u>1,028,852.00</u>
<b>Applicant Share (40%)</b>		<u>685,901.33</u>
<b>Total Project Cost</b>	\$	<u><u>1,714,753.33</u></u>

**STIPULATED TERMS & NEXT STEPS**

The Applicant is required to submit a signed Grant Agreement pursuant to School Facility Program Regulation Section 1859.90.4 for the project prior to or concurrent with a request for the release of funds.

The Applicant shall ensure that it is in compliance with all applicable laws, regulations and certifications it made on the program forms.

The Applicant is responsible for ensuring that the project is compliant with Prevailing Wage Monitoring and/or Labor Compliance Program requirements at the time construction contracts are executed and/or construction commenced.

This application is placed on the Unfunded List (Lack of AB 55 Loans) pursuant to the Board's action on March 11, 2009. This approval does not constitute a guarantee or commitment of future state funding.

**APPLICANT DATA**

Applicant:	Visalia Unified	PTN:	72256-0204
Application No:	54/72256-00-004	County:	Tulare
School Name:	Sycamore Valley Academy	Filing Basis:	District Wide

**HISTORY OF PROJECT FUNDING**

	Fund Code	Proposition	Preliminary Apportionment	Preliminary Apportionment This Action	Authorized This Action	Unfunded Approval This Action
<b>State Share</b>						
CSFP Rehab/Add. Grant	951-540	51	\$ 753,290.10	\$ (753,290.10)	\$ 801,334.10	\$ 801,334.10
CSFP Rehab/Add. Grant	051-540	51	83,698.90	(83,698.90)	83,698.90	
<b>Applicant Share</b>						
CSFA Lease Amount	951-544	51	753,290.10	(753,290.10)	801,334.10	801,334.10
CSFA Lease Amount	051-544	51	83,698.90	(83,698.90)	83,698.90	
<b>District Contribution</b>						
Total			\$ 1,673,978.00	\$ (1,673,978.00)	\$ 1,770,066.00	\$ 1,602,668.20
Funding Source:	Proposition 51 Bonds/2016-Nov.					

<b>APPLICATION DATA</b>	<b>PROGRAM GRANT DATA</b>
-------------------------	---------------------------

Type of Project:	Elementary School	Base Grant	631,400.00
Toilet Square Feet:	258	Urban Security	158,923.00
Other Square Feet:	6343	Small Size (12%)	75,768.00
Number of Classrooms:	2	Accessibility/Fire Code	18,942.00
Addition to an Existing Site:	No	<b>Total State Share (50%)</b>	885,033.00
Recommended Acres:	8.6	<b>Applicant Share (50%)</b>	885,033.00
Existing Acres:	3.23	<b>Total Project Cost</b>	1,770,066.00

**STIPULATED TERMS & NEXT STEPS**

This application is placed on the Unfunded List (Lack of AB 55 Loans) pursuant to the Board's action on March 11, 2009. This approval does not constitute a guarantee or commitment of future state funding.

The Applicant shall ensure that it is in compliance with all applicable laws, regulations and certifications it made on the program forms.

The Applicant is responsible for ensuring that the project is compliant with Prevailing Wage Monitoring and/or Labor Compliance Program requirements at the time construction contracts are executed and/or construction commenced.

The Applicant is required to submit a signed Grant Agreement pursuant to School Facility Program Regulation Section 1859.90.4 for the project prior to or concurrent with a request for the release of funds.

The Applicant previously received \$167,397.80 for advance design costs.

The Base Grant was capped at the new construction capacity of the project as required by School Facility Program Regulation Section 1859.163.5.

APPLICANT DATA			
Applicant:	Los Angeles Unified	PTN:	64733-5466
Application No:	54/64733-00-101	County:	Los Angeles
School Name:	Rise Kohyang High	Filing Basis:	District Wide

HISTORY OF PROJECT FUNDING						
	Fund Code	Proposition	Preliminary Apportionment	Preliminary Apportionment This Action	Authorized This Action	Unfunded Approval This Action
<b>State Share</b>						
CSFP Rehab/Add. Grant	951-540	51	\$ 13,850,962.20	\$ (13,850,962.20)	\$ 13,850,962.20	\$ 13,850,962.20
CSFP Rehab/Add. Grant	051-540	51	10,115,714.80	(10,115,714.80)	10,115,714.80	
CSFP Rehab/Add. Grant	955-540	55			7,348,093.18	7,348,093.18
<b>Applicant Share</b>						
CSFA Lease Amount	951-544	51	13,850,962.20	(13,850,962.20)	13,850,962.38	13,850,962.38
CSFA Lease Amount	051-544	51	10,115,714.80	(10,115,714.80)	10,115,714.80	
Cash Contribution					7,348,093.00	
<b>Total</b>			<b>\$ 47,933,354.00</b>	<b>\$ (47,933,354.00)</b>	<b>\$ 62,629,540.36</b>	<b>\$ 35,050,017.76</b>
Funding Source: Proposition 51 Bonds/2016-Nov.; Proposition 55 Bonds/2004-Mar.						

APPLICATION DATA		PROGRAM GRANT DATA	
Type of Project:	High School	Base Grant	\$ 10,196,400.00
Pupils Assigned:	9-12: 600	Multilevel Construction (23CRs)	\$ 1,223,568.00
Number of Classrooms:	23	Site Acquisition	\$ 8,692,500.00
Addition to an Existing Site:	No	Two Percent	\$ 347,700.00
Recommended Acres:	27.1	DTSC Fees	\$ 21,660.50
Master Plan Acres	27.1	Hazardous Waste	\$ 16,942.68
Proposed Acres:	1.15	Service Site	\$ 1,573,839.00
Existing Acres:	0	Off-Site	\$ 80,253.00
		Utilities	\$ 367,414.00
		General Site	\$ 458,546.00
		Urban Security	\$ 8,158,347.00
		Fire Alarm	\$ 20,400.00
		Fire Sprinkler	\$ 157,200.00
		<b>Total State Share (50%)</b>	<b>\$ 31,314,770.18</b>
		<b>Applicant Share (50%)</b>	<b>\$ 31,314,770.18</b>
		<b>Total Project Cost</b>	<b>\$ 62,629,540.36</b>

**STIPULATED TERMS & NEXT STEPS**

This application is placed on the Unfunded List (Lack of AB 55 Loans) pursuant to the Board's action on March 11, 2009. This approval does not constitute a guarantee or commitment of future state funding.

The Applicant shall ensure that it is in compliance with all applicable laws, regulations and certifications it made on the program forms.

The Applicant is responsible for ensuring that the project is compliant with Prevailing Wage Monitoring and/or Labor Compliance Program requirements at the time construction contracts are executed and/or construction commenced.

The Applicant is required to submit a signed Grant Agreement pursuant to School Facility Program Regulation Section 1859.90.4 for the project prior to or concurrent with a request for the release of funds.

The Applicant previously received \$20,231,429.60 for advance design and site acquisition costs.

**APPLICANT DATA**

<b>Applicant:</b>	San Juan Unified	<b>PTN:</b>	67447-567
<b>Application No:</b>	54/67447-00-005	<b>County:</b>	Sacramento
<b>School Name:</b>	Gateway International School	<b>Filing Basis:</b>	District Wide

**HISTORY OF PROJECT FUNDING**

	Fund Code	Proposition	Preliminary Apportionment	Preliminary Apportionment This Action	Authorized This Action	Unfunded Approval This Action
<b>State Share</b>						
CSFP Rehab/Add. Grant	951-540	51	\$ 5,974,846.20	\$ (5,974,846.20)	\$ 6,161,781.20	\$ 6,161,781.20
CSFP Rehab/Add. Grant	051-540	51	663,871.80	(663,871.80)	663,871.80	
<b>Applicant Share</b>						
Cash Contribution			6,638,718.00	(6,638,718.00)	6,825,653.00	
<b>Total</b>			<b>\$ 13,277,436.00</b>	<b>\$ (13,277,436.00)</b>	<b>\$ 13,651,306.00</b>	<b>\$ 6,161,781.20</b>
<b>Funding Source: Proposition 51 Bonds/2016-Nov.</b>						

**APPLICATION DATA**

<b>Type of Project:</b>	Elementary School
<b>Toilet Square Feet:</b>	1,501
<b>Other Square Feet:</b>	25,263
<b>Number of Classrooms:</b>	17
<b>Addition to an Existing Site:</b>	No
<b>Recommended Acres:</b>	14.2
<b>Existing Acres:</b>	8

**PROGRAM GRANT DATA**

<b>Base Grant</b>	<b>\$</b>	5,501,636.00
<b>Urban Security</b>	\$	892,334.00
<b>Accessibility/Fire Code</b>	\$	431,683.00
<b>Total State Share (50%)</b>		6,825,653.00
<b>Applicant Share (50%)</b>		6,825,653.00
<b>Total Project Cost</b>	<b>\$</b>	<b>13,651,306.00</b>

**STIPULATED TERMS & NEXT STEPS**

This application is placed on the Unfunded List (Lack of AB 55 Loans) pursuant to the Board's action on March 11, 2009. This approval does not constitute a guarantee or commitment of future state funding.

The Applicant shall ensure that it is in compliance with all applicable laws, regulations and certifications it made on the program forms.

The Applicant is responsible for ensuring that the project is compliant with Prevailing Wage Monitoring and/or Labor Compliance Program requirements at the time construction contracts are executed and/or construction commenced.

The Applicant is required to submit a signed Grant Agreement pursuant to School Facility Program Regulation Section 1859.90.4 for the project prior to or concurrent with a request for the release of funds.

The Applicant previously received \$663,871.80 for advance design costs.

The Base Grant was capped at the new construction capacity of the project as required by School Facility Program Regulation Section 1859.163.5.

**APPLICANT DATA**

<b>Applicant:</b>	Cutler-Orosi Joint Unified	<b>PTN:</b>	71860 - 64
<b>Application No:</b>	57/71860-00-010	<b>County:</b>	Tulare
<b>School Name:</b>	Palm Elementary		

**HISTORY OF PROJECT FUNDING**

	<b>Fund Code</b>	<b>Proposition</b>	<b>Previously Authorized</b>	<b>Authorized This Action</b>	<b>Unfunded Approval This Action</b>
<u>State Share</u>					
<b>Mod/Add. Grant</b>	951-570	51	\$ 1,113,596.00		
<u>Applicant Share</u>					
<b>District Contribution</b>			742,397.33	\$ (742,397.33)	
<b>Financial Hardship</b>	951-570	51		742,397.33	\$ 742,397.33
<b>Total</b>			\$ <u>1,855,993.33</u>	\$ <u>0.00</u>	\$ <u>742,397.33</u>
<b>Funding Source:</b>	Proposition 51 Bonds/2016-Nov.				

**APPLICATION DATA**

<b>Type of Project:</b>	Elementary School	
<b>Pupils Assigned Under 50 Yrs:</b>	<b>K-6:</b>	218
	<b>7-8:</b>	0
	<b>9-12:</b>	0
	<b>Non-Severe:</b>	0
	<b>Severe:</b>	0
	<b>7-8:</b>	0
	<b>9-12:</b>	0
	<b>Non-Severe:</b>	0
	<b>Severe:</b>	0

**PROGRAM GRANT DATA**

<b>Accessibility Fire Grant</b>	\$	31,444.00
<b>Base Grant - Under 50Yr</b>	\$	1,048,144.00
<b>Fire Detection</b>	\$	34,008.00
<b>Total State Share (60%)</b>		<u>1,113,596.00</u>
<b>Applicant Share (40%)</b>		<u>742,397.33</u>
<b>Total Project Cost</b>	\$	<u>1,855,993.33</u>

**Recommended Acres:** 12.4  
**Existing Acres:** 9.85

**Previous SAB Actions: April 28, 2021**

**STIPULATED TERMS & NEXT STEPS**

The Applicant is required to submit a signed Grant Agreement pursuant to School Facility Program Regulation Section 1859.90.4 for the project prior to or concurrent with a request for the release of funds.

The Applicant shall ensure that it is in compliance with all applicable laws, regulations and certifications it made on the program forms.

The Applicant is responsible for ensuring that the project is compliant with Prevailing Wage Monitoring and/or Labor Compliance Program requirements at the time construction contracts are executed and/or construction commenced.

This application is placed on the Unfunded List (Lack of AB 55 Loans) pursuant to the Board's action on March 11, 2009. This approval does not constitute a guarantee or commitment of future state funding.

The Applicant qualifies for financial hardship pursuant to School Facility Program Regulation Section 1859.81(c)(1). The Applicant has demonstrated it is financially unable to provide all or a part of the matching funds and is levying the developer fees or equal alternative revenue source justified by law. The Applicant's outstanding bonded indebtedness as of June 30, 2020 is at least 60 percent of its total bonding capacity.

**APPLICANT DATA**

<b>Applicant:</b>	Cutler-Orosi Joint Unified	<b>PTN:</b>	71860 - 67
<b>Application No:</b>	57/71860-00-011	<b>County:</b>	Tulare
<b>School Name:</b>	Golden Valley Elementary		

**HISTORY OF PROJECT FUNDING**

	<b>Fund Code</b>	<b>Proposition</b>	<b>Previously Authorized</b>	<b>Authorized This Action</b>	<b>Unfunded Approval This Action</b>
<u>State Share</u>					
<b>Mod/Add. Grant</b>	951-570	51	\$ 3,463,387.00		
<u>Applicant Share</u>					
<b>District Contribution</b>			2,308,924.67	\$ (2,308,924.67)	
<b>Financial Hardship</b>	951-570	51		2,308,924.67	\$ 2,308,924.67
<b>Total</b>			<u>\$ 5,772,311.67</u>	<u>\$ 0.00</u>	<u>\$ 2,308,924.67</u>
<b>Funding Source:</b>	Proposition 51 Bonds/2016-Nov.				

**APPLICATION DATA**

<b>Type of Project:</b>	Elementary School	
<b>Pupils Assigned Under 50 Yrs:</b>	<b>K-6:</b>	678
	<b>7-8:</b>	0
	<b>9-12:</b>	0
	<b>Non-Severe:</b>	0
	<b>Severe:</b>	0
	<b>7-8:</b>	0
	<b>9-12:</b>	0
	<b>Non-Severe:</b>	0
	<b>Severe:</b>	0

**PROGRAM GRANT DATA**

<b>Accessibility Fire Grant</b>	\$	97,795.00
<b>Base Grant - Under 50Yr</b>	\$	3,259,824.00
<b>Fire Detection</b>	\$	105,768.00
<b>Total State Share (60%)</b>		<u>3,463,387.00</u>
<b>Applicant Share (40%)</b>		<u>2,308,924.67</u>
<b>Total Project Cost</b>	\$	<u><u>5,772,311.67</u></u>

**Recommended Acres:** 12.4  
**Existing Acres:** 22.52

**Previous SAB Actions: April 28, 2021**

**STIPULATED TERMS & NEXT STEPS**

The Applicant is required to submit a signed Grant Agreement pursuant to School Facility Program Regulation Section 1859.90.4 for the project prior to or concurrent with a request for the release of funds.

The Applicant shall ensure that it is in compliance with all applicable laws, regulations and certifications it made on the program forms.

The Applicant is responsible for ensuring that the project is compliant with Prevailing Wage Monitoring and/or Labor Compliance Program requirements at the time construction contracts are executed and/or construction commenced.

This application is placed on the Unfunded List (Lack of AB 55 Loans) pursuant to the Board's action on March 11, 2009. This approval does not constitute a guarantee or commitment of future state funding.

The Applicant qualifies for financial hardship pursuant to School Facility Program Regulation Section 1859.81(c)(1). The Applicant has demonstrated it is financially unable to provide all or a part of the matching funds and is levying the developer fees or equal alternative revenue source justified by law. The Applicant's outstanding bonded indebtedness as of June 30, 2020 is at least 60 percent of its total bonding capacity.

APPLICANT DATA
----------------

<b>Applicant:</b>	Cutler-Orosi Joint Unified	<b>PTN:</b>	71860 - 63
<b>Application No:</b>	57/71860-00-012	<b>County:</b>	Tulare
<b>School Name:</b>	El Monte Junior High		

HISTORY OF PROJECT FUNDING
----------------------------

	Fund Code	Proposition		Previously Authorized	Authorized This Action	Unfunded Approval This Action
<b>State Share</b>						
<b>Mod/Add. Grant</b>	951-570	51	\$	1,601,884.00		
<b>Applicant Share</b>						
<b>District Contribution</b>				1,067,922.67	\$ (1,067,922.67)	
<b>Financial Hardship</b>	951-570	51			1,067,922.67	\$ 1,607,922.67
<b>Total</b>			\$	<u>2,669,806.67</u>	<u>\$ 0.00</u>	<u>\$ 1,607,922.67</u>
<b>Funding Source:</b>	Proposition 51 Bonds/2016-Nov.					

APPLICATION DATA
------------------

<b>Type of Project:</b>	Middle School	
<b>Pupils Assigned Under 50 Yrs:</b>	<b>K-6:</b>	0
	<b>7-8:</b>	297
	<b>9-12:</b>	0
	<b>Non-Severe:</b>	0
	<b>Severe:</b>	0
	<b>7-8:</b>	0
	<b>9-12:</b>	0
	<b>Non-Severe:</b>	0
	<b>Severe:</b>	0

PROGRAM GRANT DATA
--------------------

<b>Accessibility Fire Grant</b>		\$	45,307.00
<b>Base Grant - Under 50Yr</b>		\$	1,510,245.00
<b>Fire Detection</b>		\$	46,332.00
<b>Total State Share (60%)</b>			<u>1,601,884.00</u>
<b>Applicant Share (40%)</b>			1,067,922.67
<b>Total Project Cost</b>		\$	<u>2,669,806.67</u>

<b>Recommended Acres:</b>	15.0
<b>Existing Acres:</b>	21.46

**Previous SAB Actions: April 28, 2021**

STIPULATED TERMS & NEXT STEPS
-------------------------------

The Applicant is required to submit a signed Grant Agreement pursuant to School Facility Program Regulation Section 1859.90.4 for the project prior to or concurrent with a request for the release of funds.

The Applicant shall ensure that it is in compliance with all applicable laws, regulations and certifications it made on the program forms.

The Applicant is responsible for ensuring that the project is compliant with Prevailing Wage Monitoring and/or Labor Compliance Program requirements at the time construction contracts are executed and/or construction commenced.

This application is placed on the Unfunded List (Lack of AB 55 Loans) pursuant to the Board's action on March 11, 2009. This approval does not constitute a guarantee or commitment of future state funding.

The Applicant qualifies for financial hardship pursuant to School Facility Program Regulation Section 1859.81(c)(1). The Applicant has demonstrated it is financially unable to provide all or a part of the matching funds and is levying the developer fees or equal alternative revenue source justified by law. The Applicant's outstanding bonded indebtedness as of June 30, 2020 is at least 60 percent of its total bonding capacity.

**APPLICANT DATA**

**Applicant:** Millville Elementary **PTN:** 70052 - 3  
**Application No:** 50/70052-00-002 **County:** Shasta  
**School Name:** Millville Elementary **Filing Basis:** District-wide

**HISTORY OF PROJECT FUNDING**

	Fund Code	Proposition	Previously Authorized	Authorized This Action	Unfunded Approval This Action
<b>State Share</b>					
NC/Add. Grant	951-500	51	\$ 511,118.00		
<b>Applicant Share</b>					
District Contribution			511,118.00	\$ (511,118.00)	
Financial Hardship	951-500	51		511,118.00	\$ 511,118.00
<b>Total</b>			<b>\$ 1,022,236.00</b>	<b>\$ 0.00</b>	<b>\$ 511,118.00</b>
<b>Funding Source:</b>	<b>Proposition 51 Bonds/2016-Nov.</b>				

**APPLICATION DATA**

**Type of Project:** Middle School  
**7-8:** 27  
**Number of Classrooms:** 1  
**Addition to Existing Site:** No  
**Master Plan Acres:** 8.7  
**Recommended Acres:** 8.7  
**Existing Acres:** 8.5  
**Geographic Location** 5%

**PROGRAM GRANT DATA**

<b>Automatic Sprinkler System</b>	\$ 6,804.00
<b>Base Grant</b>	\$ 360,612.00
<b>Fire Detection</b>	\$ 540.00
<b>Geographic Location</b>	\$ 20,561.00
<b>Project Assistance</b>	\$ 7,723.00
<b>Service Site Development</b>	\$ 64,697.00
<b>Small Size Project</b>	\$ 43,273.00
<b>Utilities</b>	\$ 6,908.00
<b>Total State Share (50%)</b>	511,118.00
<b>Applicant Share (50%)</b>	511,118.00
<b>Total Project Cost</b>	<b>\$ 1,022,236.00</b>

Previous SAB Action: February 24, 2021

**STIPULATED TERMS & NEXT STEPS**

The Applicant is required to submit a signed Grant Agreement pursuant to School Facility Program Regulation Section 1859.90.4 for the project prior to or concurrent with a request for the release of funds.

The Applicant shall ensure that it is in compliance with all applicable laws, regulations and certifications it made on the program for the Applicant is responsible for ensuring that the project is compliant with Prevailing Wage Monitoring and/or Labor Compliance Program requirements at the time construction contracts are executed and/or construction commenced.

This application is placed on the Unfunded List (Lack of AB 55 Loans) pursuant to the Board's action on March 11, 2009. This approval does not constitute a guarantee or commitment of future state funding.

The Applicant qualifies for financial hardship pursuant to School Facility Program Regulation Section 1859.81(c)(4). The Applicant has demonstrated it is financially unable to provide all or a part of the matching funds and is levying the developer fees or equal alternative revenue source justified by law. The Applicant's total bonding capacity as of September 22, 2020 is \$5 million or less.

This item amends the prior State Allocation Board approval from the February 24, 2021 State Allocation Board meeting.



**APPLICANT DATA**

<b>Applicant:</b>	Victor Elementary	<b>PTN:</b>	67918-23
<b>Application No:</b>	50/67918-00-010	<b>County:</b>	San Bernardino
<b>School Name:</b>	GALILEO ACADEMY	<b>Filing Basis:</b>	District-wide

**HISTORY OF PROJECT FUNDING**

	<b>Fund Code</b>	<b>Proposition</b>	<b>Previously Authorized</b>	<b>Authorized This Action</b>	<b>State Apportionment This Action</b>
<b>State Share</b>					
<b>New Construction/Add. Grant</b>	<b>051-500</b>	<b>51</b>	\$ 10,690,241.00	\$ (431,475.00)	\$ (431,475.00)
<b>Applicant Share</b>					
<b>District Contribution</b>			10,690,241.00	(431,475.00)	
<b>Total</b>			<u>\$ 21,380,482.00</u>	<u>\$ (862,950.00)</u>	<u>\$ (431,475.00)</u>
<b>Funding Source: Proposition 51 Bonds/2016-Nov.</b>					

**APPLICATION DATA**

<b>Type of Project:</b>	Elementary School
<b>Pupils Assigned:</b>	<b>K-6:</b> 650
<b>Number of Classrooms:</b>	27
<b>Addition to Existing Site:</b>	No
<b>Master Acres:</b>	11.5
<b>Existing Acres:</b>	
<b>Proposed Acres:</b>	9.48
<b>Recommended Acres:</b>	10.2

**PROGRAM GRANT DATA**

<b>Base Grant</b>	\$ 7,975,311.00
<b>Automatic Sprinkler System</b>	\$ 138,879.00
<b>Fire Detection</b>	\$ 10,309.00
<b>Service Site Development</b>	\$ 852,020.00
<b>Offsite</b>	\$ 442,609.00
<b>Utilities</b>	\$ 148,918.00
<b>General Site</b>	\$ 690,720.00
<b>Total State Share (50%)</b>	<u>10,258,766.00</u>
<b>Applicant Share (50%)</b>	<u>10,258,766.00</u>
<b>Total Project Cost</b>	<u>\$ 20,517,532.00</u>

Previous SAB Action: September 25, 2019

**STIPULATED TERMS & NEXT STEPS**

The Applicant is required to submit a signed Grant Agreement pursuant to School Facility Program Regulation Section 1859.90.4 for the project prior to or concurrent with a request for the release of funds.

The Applicant shall ensure that it is in compliance with all applicable laws, regulations and certifications it made on the program forms.

The Applicant is responsible for ensuring that the project is compliant with Prevailing Wage Monitoring and/or Labor Compliance Program requirements at the time construction contracts are executed and/or construction commenced.

This item is being amended to offset the Base Grant from \$8,226,036.00 to \$7,975,311.00 and removing the Site Acquisition (\$155,000.00), Site Other (\$25,000.00) and DTSC Fees (750.00) to the prior apportionment from September 25, 2019 due to the District receiving funding through the Lease-Purchase Program for this project.

This project has previously received Lease-Purchase Program funding, therefore, the funding has been amended to reflect this. As a result of this change, an amount of \$431,475.00 released to the District in 2019, shall be returned to the Office of Public School Construction.

**SCHOOL DISTRICT DATA**

**Application No:** 54/61259-09-006  
**School District:** Oakland Unified

**County:** Alameda  
**Charter School:** East Bay Innovation Academy  
**School Name:** East Bay Innovation Academy

**PROJECT DATA**

**Type of Project:** High School  
**Pupils Assigned**  
    **K-6:**  
    **7-8:**  
    **9-12:**  
    **Non-Severe:**  
    **Severe:**  
    **Non-Toilet sq. ft.:** 24,993  
    **Toilet sq. ft.:** 1,346  
**Application Filing Basis:** Charter School  
**Number of Classrooms:** 12  
**Master Plan Acres:**  
**Existing Acres:** 2  
**Proposed Acres:**  
**Recommended Acres:** 31.3  
**Alternative Education School:** No  
**Addition to Existing Site:** No

**ADJUSTED GRANT DATA**

<b>Charter School Base Grant</b>	\$ 3,000,000.00
<b>Subtotal</b>	<u>3,000,000.00</u>
<b>Total State Share (50%)</b>	3,000,000.00
<b>Off-Set for 57/61259-00-022</b>	(622,927.00)
<b>Adjusted Total State Share (50%)</b>	2,377,073.00
<b>CSFA Lease Amount</b>	2,377,073.00
<b>District Cash Contribution</b>	0.00
<b>Total Project Cost</b>	<u><u>\$4,754,146.00</u></u>

**PROJECT FINANCING**

<b><u>State Share</u></b>	
<b>This Project</b>	\$2,377,073.00
<b><u>District Share</u></b>	
<b>Cash Contribution</b>	0.00
<b>CSFA Lease Amount</b>	2,377,073.00
<b>Total Project Cost</b>	<u><u>\$4,754,146.00</u></u>

**HISTORY OF PROJECT COST AND APPORTIONMENT**

	<b>Fund Code</b>	<b>Proposition</b>	<b>Previously Authorized</b>	<b>Authorized This Action</b>	<b>Unfunded Approval This Action</b>
<b><u>State Share</u></b>					
<b>Charter School Grant</b>	<b>951-540</b>	<b>51</b>	\$2,377,073.00	\$237,707.30	\$237,707.30
<b>Charter School Grant</b>	<b>051-540</b>	<b>51</b>		(237,707.30)	
<b><u>District Share</u></b>					
<b>CSFA Lease Amount</b>	<b>951-544</b>	<b>51</b>	2,377,073.00	237,707.30	237,707.30
<b>CSFA Lease Amount</b>	<b>051-544</b>	<b>51</b>		(237,707.30)	
<b>Cash Contribution</b>					
<b>Total</b>			<u><b>\$4,754,146.00</b></u>	<u><b>\$0.00</b></u>	<u><b>\$475,414.60</b></u>

**Funding Source(s): Proposition 51 Bonds/2016-Nov.**

As requested by the applicant, this item rescinds \$475,414.60 that was previously apportioned for advance funding for design costs and places the design amount on the Unfunded List (Lack of AB 55 Loans).

Pursuant to the Board's action on March 11, 2009, this application has been approved and placed on the Unfunded List (Lack of AB 55 Loans). This approval does not constitute a guarantee or commitment of future State funding.

The Applicant shall ensure that it is in compliance with all applicable laws, regulations and certifications it made on the program forms.

Based on the Board's action on June 5, 2017, this project is subject to the Grant Agreement submittal pursuant to School Facility Program Regulation Section 1859.90.4.

The Applicant is responsible for ensuring that the project is compliant with Prevailing Wage Monitoring and/or Labor Compliance Program requirements at the time construction contracts are executed and/or construction commenced.

The Charter School Base Grant was reduced from \$3,988,116 to \$3,000,000 as requested by the Applicant for purposes of financial soundness.

**SCHOOL DISTRICT DATA**

**Application No:** 54/61259-09-007  
**School District:** Oakland Unified

**County:** Alameda  
**Charter School:** East Bay Innovation Academy  
**School Name:** East Bay Innovation Academy

**PROJECT DATA**

**Type of Project:** High School  
**Pupils Assigned**  
    **K-6:**  
    **7-8:**  
    **9-12:** 432  
**Non-Severe:**  
    **Severe:**  
**Non-Toilet sq.ft.:**  
    **Toilet sq.ft.:**  
**Application Filing Basis:** Charter School  
**Number of Classrooms:** 16  
**Master Plan Acres:**  
**Existing Acres:** 2  
**Proposed Acres:**  
**Recommended Acres:** 31.3  
**Alternative Education School:** No

**Addition to Existing Site:** No

**ADJUSTED GRANT DATA**

<b>Charter School Base Grant</b>	\$ 5,122,927.00
<b>Subtotal</b>	<u>5,122,927.00</u>
<b>Total State Share (50%)</b>	5,122,927.00
<b>CSFA Lease Amount</b>	5,122,927.00
<b>District Cash Contribution</b>	0.00
<b>Total Project Cost</b>	<u><u>\$10,245,854.00</u></u>

**PROJECT FINANCING**

<b><u>State Share</u></b>	
<b>This Project</b>	\$5,122,927.00
<b><u>District Share</u></b>	
<b>Cash Contribution</b>	0.00
<b>CSFA Lease Amount</b>	5,122,927.00
<b>Total Project Cost</b>	<u><u>\$10,245,854.00</u></u>

**HISTORY OF PROJECT COST AND APPORTIONMENT**

	<b>Fund Code</b>	<b>Proposition</b>	<b>Previously Authorized</b>	<b>Authorized This Action</b>	<b>Unfunded Approval This Action</b>
<b><u>State Share</u></b>					
<b>Charter School Grant</b>	<b>951-540</b>	<b>51</b>	\$5,122,927.00	\$512,292.70	\$512,292.70
<b>Charter School Grant</b>	<b>051-540</b>	<b>51</b>		(512,292.70)	
<b><u>District Share</u></b>					
<b>CSFA Lease Amount</b>	<b>951-544</b>	<b>51</b>	5,122,927.00	512,292.70	512,292.70
<b>CSFA Lease Amount</b>	<b>051-544</b>	<b>51</b>		(512,292.70)	
<b>Cash Contribution</b>					
<b>Total</b>			<u><b>\$10,245,854.00</b></u>	<u><b>\$0.00</b></u>	<u><b>\$1,024,585.40</b></u>

**Funding Source(s): Proposition 51 Bonds/2016-Nov.**

As requested by the applicant, this item rescinds \$1,024,585.40 that was previously apportioned for advance funding for design costs and places the design amount on the Unfunded List (Lack of AB 55 Loans).

Pursuant to the Board's action on March 11, 2009, this application has been approved and placed on the Unfunded List (Lack of AB 55 Loans). This approval does not constitute a guarantee or commitment of future State funding.

The Applicant shall ensure that it is in compliance with all applicable laws, regulations and certifications it made on the program forms.

Based on the Board's action on June 5, 2017, this project is subject to the Grant Agreement submittal pursuant to School Facility Program Regulation Section 1859.90.4.

The Applicant is responsible for ensuring that the project is compliant with Prevailing Wage Monitoring and/or Labor Compliance Program requirements at the time construction contracts are executed and/or construction commenced.

The Charter School Base Grant was reduced from \$6,748,704 to \$5,122,927 as requested by the Applicant for purposes of financial soundness.

**SCHOOL DISTRICT DATA**

Application Number: 56/64733-00-006  
 County: Los Angeles  
 Financial Hardship: No

School District: Los Angeles Unified  
 School Name: East Los Angeles Star High Academy

**PURPOSE OF REPORT**

To recommend accounting revisions to close out a completed project.

**DESCRIPTION**

A review of expenditures reported by the District has been made in accordance with School Facility Program (SFP) Regulation Section 1859.106 and the revisions indicated are necessary to close out this completed project.

The District incurred additional eligible expenditures per SFP Regulation Sections 1859.74 and 1859.106 and may receive additional Department of Toxic Substances Control (DTSC) funding in the amount of \$45,207.43. The District was also over-funded for hazardous waste costs in the amount of \$58,543.68. The District has concurred with the findings and agrees to return the State funds in the amount of \$6,668.13.

**Detail of Final Cost & Financing**

<b>Budget Item</b>	<b>Currently Approved</b>	<b>Required Change</b>	<b>Revised Approval</b>
SFP New Construction	\$8,253,414.00	-	\$8,253,414.00
SFP Multi Level Construction	990,410.00	-	990,410.00
SFP Site Acquisition	4,425,000.00	-	4,425,000.00
SFP Site Other	177,000.00	-	177,000.00
SFP Service Site	794,219.00	-	794,219.00
SFP General Site	422,730.00	-	422,730.00
SFP Offsite	120,667.00	-	120,667.00
SFP Utilities	86,175.00	-	86,175.00
SFP Urban Security	5,241,380.00	-	5,241,380.00
SFP Site DTSC Fee	11,040.00	22,603.71	33,643.71
SFP Site Hazardous Removal	208,456.00	(29,271.84)	179,184.16
SFP Fire Detection/Alarm	16,146.00	-	16,146.00
SFP Fire Sprinklers	127,062.00	-	127,062.00
SFP High Performance	213,763.00	-	213,763.00
<b>Total State Apportionment</b>	<b>\$21,087,462.00</b>	<b>(\$6,668.13)</b>	<b>\$21,080,793.87</b>

<b>Financing</b>	<b>Currently Approved</b>	<b>Required Change</b>	<b>Revised Approval</b>
State (SFP)	\$21,087,462.00	(\$6,668.13)	\$21,080,793.87
District Contribution	21,087,462.00	(6,668.12)	21,080,793.88
<b>Total Project Costs</b>	<b>\$42,174,924.00</b>	<b>(\$13,336.25)</b>	<b>\$42,161,587.75</b>

**RECOMMENDATIONS**

1. Approve a decrease of \$13,336.25 in the total project cost from \$42,174,924.00 to \$42,161,587.75.

2. Approve a decrease of \$6,668.12 in the District Contribution from \$21,087,462.00 to \$21,080,793.88.
3. Approve a decrease of \$6,668.13 in the State Apportionment [Bonds/2006-Nov.; 057-531] from \$21,087,462.00 to \$21,080,793.87.
4. Require the District to return State funds in the amount of \$6,668.13.

**SCHOOL FACILITY PROGRAM**  
**CAREER TECHNICAL EDUCATION FACILITIES**  
**PROGRAM UNFUNDED APPROVALS**

**PURPOSE OF REPORT**

To present additional unfunded approvals for the sixth funding cycle of the School Facility Program (SFP) Career Technical Education Facilities Program (CTEFP).

**DESCRIPTION**

In September 2020, the State Allocation Board (Board) approved \$286,970,800 million in funding for 178 CTEFP projects for the sixth funding cycle of CTEFP. Since then, additional funds have returned to the program from project rescissions providing the ability to fund additional Cycle 6 projects from the CTEFP Workload List. This item requests the Board to approve six CTEFP projects totaling \$6,776,805 for placement on the Unfunded List (Lack of AB 55 Loans) as shown on Attachment A1.

**AUTHORITY**

See Attachment B.

**BACKGROUND**

Under CTEFP, a local educational agency (LEA) operating a comprehensive high school may construct new or modernize existing facilities for career technical education programs. A Joint Powers Authority (JPA) operating career technical education programs as of May 20, 2006 may modernize existing facilities. The LEA is not required to demonstrate that it has unhouseed pupils or that buildings are older than 25 years to be eligible for the program. The maximum grant for a new construction project is \$3 million. The maximum grant for a modernization project is \$1.5 million.

All projects are funded on a 50/50 state and local share basis. A financial contribution toward the cost of the CTEFP project must be equal to the State's grant. The local contribution toward the project cannot be waived. However, the applicant may request a loan for all or part of the local contribution if funds are not immediately available, as Financial Hardship assistance is not an option under CTEFP statute.

Successful applicants, who achieved a minimum career technical education plan score of 105 on the Grant Application submitted to CDE, were eligible to submit a Form SAB 50-10 to OPSC. The score is based on relevant career technical education curriculum and facility needs to increase student achievement as required by statute and determined by CDE.

OPSC received 249 applications requesting approximately \$427.3 million for the sixth CTEFP funding cycle by June 30, 2020. In accordance with SFP Regulations, the applications were ranked by highest career technical education plan score and locale (as determined by the National Center for Education Statistics). The highest scoring application in each of the three designated locales, urban, suburban and rural, was presented for funding and then the pattern was repeated until all applications or funding was exhausted, whichever came first. Using this prescribed funding order, at the September 30, 2020 SAB meeting, Staff presented 178 CTEFP projects for placement on the Unfunded List (Lack of AB 55 Loans).

The Board directed Staff to retain the 71 remaining unfunded applications until May 2022 and present them to the Board should additional funds become available.

#### STAFF ANALYSIS/STATEMENTS

Currently there is a balance of approximately \$8.7 million available to fund six additional projects from the original CTEFP Cycle 6 Workload List. These projects are presented in Attachment A1. After accounting for these six projects, there will be approximately \$1.9 million available for the next project on the CTEFP Workload List (Attachment A2).

In accordance with the Board's prior action, Staff will continue to process the next application(s) on the CTEFP Workload List using the remaining available funds.

#### Tied Scores

In some instances, two or more CTEFP applications have the same career technical education plan score. The criteria outlined in SFP Regulation Sections 1859.196 (d)(3)(A-C) were used to determine the final funding order. The application with the highest points in all weighted areas identified in Education Code Section 17078.72(j) is the first criterion. That number appears next to the plan score. If the weighted scores are also equal, the second criterion applied looks at whether the applicant will receive funding within the same funding cycle for another project or has received funding in the immediate prior funding cycle. If the applicant has

already or will receive funding for another project, Yes appears in the designated column. If not, No is entered.

Receiving an Apportionment

All applicants must participate in the priority funding process to receive an Apportionment and are subject to the requirements for participation in priority funding. Some projects on Attachment A1 are requesting an unfunded approval with a “reservation of funds.” This means that the applicant has not yet obtained the required Division of the State Architect plan approval and/or a CDE Plan approval for the project. In these instances, the applicants will have 12 months from the date of Apportionment to submit the required approval(s) pursuant to SFP Regulation Section 1859.193(d). Failure to submit the required approvals within the 12-month period will result in the rescission of the project without further Board action.

Summary

Staff recommends approval of the CTEFP projects on Attachment A1 for placement on the Unfunded List (Lack of AB 55 Loans). The total funding requested is \$6,776,805.

RECOMMENDATION

Approve the six CTEFP projects in the amount of \$6,776,805 as shown on Attachment A1 for placement on the Unfunded List (Lack of AB 55 Loans).



**ATTACHMENT A1  
Career Technical Education Facilities Program Unfunded Approvals**

State Allocation Board Meeting, May 26, 2021

<u>Funding Cycle</u>	<u>Funding Order</u>	<u>Locale</u>	<u>CTE Score</u>	<u>Weighted Scores</u>	<u>Prior Funding Y/N</u>	<u>CTEFP Funding Type</u>	<u>Application Number</u>	<u>District/ Joint Powers Authority</u>	<u>Site Name</u>	<u>County</u>	<u>Received Date</u>	<u>State Grant</u>	<u>State Loan</u>	<u>Total Unfunded Approval</u>
6	1	Urban	116.50	85.00		New Construction	55/69468-00-001	FREMONT UNION HIGH	HOMESTEAD HIGH	Santa Clara	06/24/2020	\$ 1,123,943.00	\$ -	\$ 1,123,943.00
6	2	Rural	105.50			New Construction	55/62430-00-002	SELMA UNIFIED	SELMA HIGH	Fresno	04/10/2020	\$ 1,486,459.00	\$ -	\$ 1,486,459.00
6	3	Suburban	118.00	90.00		Modernization	59/67090-00-006	JURUPA UNIFIED	JURUPA VALLEY HIGH	Riverside	04/06/2020	\$ 77,830.00	\$ -	\$ 77,830.00
6	4	Urban	116.00	88.00		New Construction	55/68338-00-005	SAN DIEGO UNIFIED	MORSE SENIOR HIGH	San Diego	04/01/2020	\$ 3,000,000.00	\$ -	\$ 3,000,000.00
6	5	Rural	105.00	82.00		Modernization	59/61820-00-001	DEL NORTE COUNTY UNIFIED	DEL NORTE HIGH	Del Norte	02/20/2020	\$ 152,781.00	\$ -	\$ 152,781.00
6	6	Suburban	118.00	89.00		New Construction	55/67314-00-014	ELK GROVE UNIFIED	PLEASANT GROVE HIGH	Sacramento	04/03/2020	\$ 935,792.00	\$ -	\$ 935,792.00
<b>TOTAL</b>												<b>\$ 6,776,805.00</b>	<b>\$ -</b>	<b>\$ 6,776,805.00</b>

## ATTACHMENT B

### AUTHORITY REFERENCE

EC Section 101122(a)(4) states: "The amount of five hundred million dollars (\$500,000,000) for facilities for career technical education programs pursuant to Article 13 (commencing with Section 17078.70) of Chapter 12.5 of Part 10 of Division 1 of Title 1."

SFP Regulation Section 1859.193(d) states in part:

If an applicant meets the eligibility criteria in Section 1859.192, but does not have the necessary approvals from the [Division of the State Architect] and/or the [California Department of Education] CDE at the time of Apportionment, the Board may apportion funds for the Career Technical Education Facilities Project and reserve them for a period of up to 12 months. The grant amount to be reserved for the project will be the maximum funding as determined above in (a), (b), or (c).

SFP Regulation Section 1859.196(d) states in part:

(d) For the third and any subsequent cycles, the Board shall apportion funds regardless of Service Region.

(1) Funds shall be apportioned to the highest ranked project in each locale. In order to continue this funding process, one project from each locale must be apportioned. If there are no applications in a given locale(s), projects will be apportioned in the remaining locale(s).

(2) The process will continue until the applications or funds are exhausted, whichever comes first.

(3) In the event two or more applications have the same career technical education plan score, the Board shall approve the applications in the following order:

(A) The application with the highest total score in all weighted areas of the career technical education plan score identified in Education Code Section 17078.72(j).

(B) The applicant without a Career Technical Education Facilities Project in the immediate prior funding cycle or without an Approved Application for Career Technical Education Facilities Project Funding that will receive funding in the current cycle.

(C) After the above criteria have been applied, a lottery system may be used to determine the final funding order.

(e) If an Approved Application for Career Technical Education Facilities Project Funding within any funding cycle cannot be fully apportioned because insufficient funding is available, the applicant may either accept the available funding as the full and final apportionment for the project or refuse funding entirely. If funding is refused, the Board shall consider funding the next project eligible for an apportionment pursuant to this Section.

(f) For any Approved Application for Career Technical Education Facilities Project Funding not apportioned pursuant to this Section, the application shall be returned to the applicant. An Approved Application for Career Technical Education Facilities Project

## ATTACHMENT B

Funding returned to the applicant may be resubmitted during a subsequent application acceptance period identified in Section 1859.191, provided the application meets the eligibility criteria in Section 1859.192.

Note: Authority cited: Sections 17070.35 and 17078.72(k), Education Code.  
Reference: Section 17078.72, Education Code.

**ATTACHMENT A2  
Career Technical Education Facilities Program Workload List**

State Allocation Board Meeting, May 26, 2021

<u>Funding Cycle</u>	<u>Locale</u>	<u>CTE Score</u>	<u>Weighted Scores</u>	<u>Prior CTEFP Funding Y/N</u>	<u>CTEFP Funding Type</u>	<u>Application Number</u>	<u>District/ Joint Powers Authority</u>	<u>Site Name</u>	<u>County</u>	<u>Received Date</u>	<u>REQUESTED STATE GRANT</u>	<u>REQUESTED STATE LOAN</u>	<u>TOTAL ESTIMATED STATE GRANT</u>
6	Urban	116.00	86.00		New Construction	55/68585-00-003	LODI UNIFIED	BEAR CREEK HIGH	San Joaquin	03/31/2020	\$ 1,834,512.00	\$ -	\$ 1,834,512.00
6	Rural	105.00	80.00		New Construction	55/75028-00-002	MOUNTAIN VALLEY UNIFIED	HAYFORK HIGH	Trinity	03/18/2020	\$ 3,000,000.00	\$ -	\$ 3,000,000.00
6	Suburban	118.00	85.00		New Construction	55/70524-00-003	BENICIA UNIFIED	BENICIA HIGH	Solano	12/11/2019	\$ 2,783,347.00	\$ -	\$ 2,783,347.00
6	Urban	115.50	88.00		New Construction	55/73643-00-004	TUSTIN UNIFIED	LEGACY MAGNET ACADEMY	Orange	03/09/2020	\$ 3,000,000.00	\$ -	\$ 3,000,000.00
6	Rural	105.00	79.00		New Construction	55/67181-00-001	PALO VERDE UNIFIED	PALO VERDE HIGH	Riverside	04/06/2020	\$ 3,000,000.00	\$ -	\$ 3,000,000.00
6	Suburban	118.00	84.00		Modernization	59/73973-00-004	CENTER JOINT UNIFIED	CENTER HIGH	Sacramento	12/06/2019	\$ 280,817.00	\$ -	\$ 280,817.00
6	Urban	115.50	84.00		Modernization	59/68338-00-023	SAN DIEGO UNIFIED	LA JOLLA SENIOR HIGH	San Diego	04/01/2020	\$ 744,868.00	\$ -	\$ 744,868.00
6	Rural	105.00	77.00		New Construction	55/62430-00-003	SELMA UNIFIED	SELMA HIGH	Fresno	04/10/2020	\$ 3,000,000.00	\$ -	\$ 3,000,000.00
6	Suburban	117.00	91.00		New Construction	55/64352-00-009	CENTINELA VALLEY UNION HIGH	HAWTHORNE HIGH	Los Angeles	04/06/2020	\$ 1,393,286.00	\$ -	\$ 1,393,286.00
6	Urban	115.00			Modernization	59/64568-00-003	GLENDALE UNIFIED	HOOVER (HERBERT) SENIOR HIGH	Los Angeles	04/03/2020	\$ 303,570.00	\$ -	\$ 303,570.00
6	Suburban	117.00	87.00		New Construction	55/61796-04-003	WEST CONTRA COSTA UNIFIED	PINOLE VALLEY HIGH	Contra Costa	03/27/2020	\$ 1,206,614.00	\$ -	\$ 1,206,614.00
6	Urban	114.50			New Construction	55/64733-00-030	LOS ANGELES UNIFIED	BOYLE HEIGHTS STEM HIGH	Los Angeles	06/30/2020	\$ 2,068,338.00	\$ -	\$ 2,068,338.00
6	Suburban	116.50			New Construction	55/67033-00-003	CORONA-NORCO UNIFIED	ROOSEVELT HIGH	Riverside	04/01/2020	\$ 1,787,158.00	\$ -	\$ 1,787,158.00
6	Urban	113.50			New Construction	55/64725-05-004	LONG BEACH UNIFIED	MILLIKAN SENIOR HIGH	Los Angeles	06/02/2020	\$ -	\$ -	\$ -
6	Suburban	116.00			New Construction	55/61796-04-002	WEST CONTRA COSTA UNIFIED	PINOLE VALLEY HIGH	Contra Costa	03/27/2020	\$ 1,201,883.00	\$ -	\$ 1,201,883.00
6	Urban	113.00			Modernization	59/72652-00-001	VENTURA UNIFIED	VENTURA HIGH	Ventura	05/06/2020	\$ 1,243,874.00	\$ -	\$ 1,243,874.00
6	Suburban	115.00			New Construction	55/75713-00-003	ALHAMBRA UNIFIED	MARK KEPPEL HIGH	Los Angeles	03/16/2020	\$ 2,201,792.00	\$ -	\$ 2,201,792.00
6	Urban	111.50	92.00		Modernization	59/72652-00-002	VENTURA UNIFIED	VENTURA HIGH	Ventura	05/06/2020	\$ 762,547.00	\$ -	\$ 762,547.00
6	Suburban	114.50	91.00		New Construction	55/72603-00-003	SIMI VALLEY UNIFIED	SANTA SUSANA HIGH	Ventura	06/30/2020	\$ 3,000,000.00	\$ -	\$ 3,000,000.00
6	Urban	111.50	80.00		New Construction	55/69401-00-013	CAMPBELL UNION HIGH	LEIGH HIGH	Santa Clara	06/29/2020	\$ 2,397,889.00	\$ 2,397,889.00	\$ 4,795,778.00
6	Suburban	114.50	86.00	N	New Construction	55/73437-00-004	COMPTON UNIFIED	COMPTON HIGH	Los Angeles	06/25/2020	\$ 3,000,000.00	\$ -	\$ 3,000,000.00
6	Urban	111.50	76.00		New Construction	55/66670-00-006	SANTA ANA UNIFIED	SEGERSTROM HIGH	Orange	03/31/2020	\$ 3,000,000.00	\$ -	\$ 3,000,000.00
6	Suburban	114.50	86.00	N	New Construction	55/73973-00-002	CENTER JOINT UNIFIED	CENTER HIGH	Sacramento	03/18/2020	\$ 2,247,127.00	\$ -	\$ 2,247,127.00
6	Urban	111.00	82.00		Modernization	59/68338-00-028	SAN DIEGO UNIFIED	LINCOLN HIGH SCHOOL	San Diego	04/01/2020	\$ 636,004.00	\$ -	\$ 636,004.00
6	Suburban	114.00	82.00		Modernization	59/67447-00-004	SAN JUAN UNIFIED	DEL CAMPO HIGH	Sacramento	03/26/2020	\$ 908,534.00	\$ -	\$ 908,534.00
6	Urban	111.00	80.00		New Construction	55/69401-00-014	CAMPBELL UNION HIGH	WESTMONT HIGH	Santa Clara	06/29/2020	\$ 2,472,522.00	\$ 2,472,522.00	\$ 4,945,044.00
6	Suburban	114.00	79.00		New Construction	55/67033-00-002	CORONA-NORCO UNIFIED	ELEANOR ROOSEVELT HIGH	Riverside	04/01/2020	\$ 1,833,277.00	\$ -	\$ 1,833,277.00
6	Urban	110.50			Modernization	59/68338-00-030	SAN DIEGO UNIFIED	LINCOLN HIGH SCHOOL	San Diego	04/01/2020	\$ 619,549.00	\$ -	\$ 619,549.00
6	Suburban	113.50	87.00		New Construction	55/67439-00-002	SACRAMENTO CITY UNIFIED	ROSEMONT HIGH	Sacramento	06/29/2020	\$ 1,250,000.00	\$ -	\$ 1,250,000.00
6	Urban	109.50			Modernization	59/72652-00-003	VENTURA UNIFIED	VENTURA HIGH	Ventura	05/06/2020	\$ 777,650.00	\$ -	\$ 777,650.00
6	Suburban	113.50	86.00		New Construction	55/61796-04-001	WEST CONTRA COSTA UNIFIED	PINOLE VALLEY HIGH	Contra Costa	03/27/2020	\$ 2,003,776.00	\$ -	\$ 2,003,776.00
6	Urban	108.50			New Construction	55/64733-00-029	LOS ANGELES UNIFIED	GRANT (JULYSSSE S.) SENIOR HIGH	Los Angeles	06/30/2020	\$ 2,842,443.00	\$ -	\$ 2,842,443.00
6	Suburban	113.00	77.00		New Construction	55/64352-00-007	CENTINELA VALLEY UNION HIGH	HAWTHORNE HIGH	Los Angeles	03/30/2020	\$ 1,881,729.00	\$ -	\$ 1,881,729.00
6	Urban	107.50	80.00		New Construction	55/66431-05-001	ANAHEIM UNION HIGH	MAGNOLIA HIGH	Orange	04/03/2020	\$ 1,316,065.00	\$ -	\$ 1,316,065.00
6	Suburban	112.00			Modernization	59/64774-00-003	LYNWOOD UNIFIED	LYNWOOD HIGH	Los Angeles	04/03/2020	\$ 675,000.00	\$ -	\$ 675,000.00
6	Urban	107.50	77.00		New Construction	55/68650-00-001	RIPON UNIFIED	RIPON HIGH	San Joaquin	03/31/2020	\$ 1,582,695.00	\$ -	\$ 1,582,695.00
6	Suburban	111.50	84.00		Modernization	59/68130-00-005	GROSSMONT UNION HIGH	MT. MIGUEL HIGH	San Diego	03/03/2020	\$ 1,399,749.00	\$ -	\$ 1,399,749.00
6	Urban	107.00	85.00		New Construction	55/75101-00-007	PLEASANTON UNIFIED	FOOTHILL HIGH	Alameda	06/26/2020	\$ 3,000,000.00	\$ -	\$ 3,000,000.00
6	Suburban	111.50	80.00		New Construction	55/69401-00-015	CAMPBELL UNION HIGH	PROSPECT HIGH	Santa Clara	06/29/2020	\$ 2,455,157.00	\$ 2,455,157.00	\$ 4,910,313.00
6	Urban	107.00	80.00		Modernization	59/68338-00-034	SAN DIEGO UNIFIED	CRAWFORD SENIOR HIGH	San Diego	04/01/2020	\$ 1,251,938.00	\$ -	\$ 1,251,938.00
6	Suburban	110.50	82.00		Modernization	59/75242-00-001	VAL VERDE UNIFIED	RANCHO VERDE HIGH	Riverside	06/30/2020	\$ 224,132.00	\$ -	\$ 224,132.00
6	Urban	106.00	91.00		Modernization	59/72652-00-004	VENTURA UNIFIED	BUENA HIGH	Ventura	05/06/2020	\$ 1,050,526.00	\$ -	\$ 1,050,526.00
6	Suburban	110.50	80.00		New Construction	55/73973-00-004	CENTER JOINT UNIFIED	CENTER HIGH	Sacramento	03/18/2020	\$ 1,856,948.00	\$ -	\$ 1,856,948.00
6	Urban	106.00	82.00		Modernization	59/68338-00-027	SAN DIEGO UNIFIED	HOOVER SENIOR HIGH	San Diego	04/01/2020	\$ 1,418,508.00	\$ -	\$ 1,418,508.00
6	Suburban	110.00	87.00		New Construction	55/75093-00-002	DUBLIN UNIFIED	DUBLIN HIGH	Alameda	06/30/2020	\$ 265,505.00	\$ -	\$ 265,505.00
6	Urban	105.00	79.00		New Construction	55/64725-00-009	LONG BEACH UNIFIED	JORDAN HIGH	Los Angeles	04/17/2020	\$ 3,000,000.00	\$ -	\$ 3,000,000.00
6	Suburban	110.00	80.00		New Construction	55/73437-00-005	COMPTON UNIFIED	COMPTON HIGH	Los Angeles	06/25/2020	\$ 2,384,231.00	\$ -	\$ 2,384,231.00
6	Urban	105.00	77.00		Modernization	59/68338-00-036	SAN DIEGO UNIFIED	KEARNY SCT	San Diego	04/01/2020	\$ 1,498,092.00	\$ -	\$ 1,498,092.00
6	Suburban	108.50	87.00		New Construction	55/64451-00-005	DOWNEY UNIFIED	WARREN HIGH	Los Angeles	03/24/2020	\$ 3,000,000.00	\$ -	\$ 3,000,000.00
6	Urban	105.00	73.00		New Construction	55/68809-00-002	SAN LUIS COASTAL UNIFIED	SAN LUIS OBISPO HIGH	San Luis Obispo	03/03/2020	\$ 3,000,000.00	\$ -	\$ 3,000,000.00
6	Suburban	108.50	86.00		Modernization	59/69823-00-003	SANTA CRUZ CITY HIGH	SOQUEL HIGH	Santa Cruz	04/01/2020	\$ 372,071.00	\$ -	\$ 372,071.00
6	Suburban	108.50	84.00		New Construction	55/69583-00-004	MORGAN HILL UNIFIED	ANN SOBRATO HIGH	Santa Clara	04/10/2020	\$ 3,000,000.00	\$ -	\$ 3,000,000.00
6	Suburban	108.50	80.00		Modernization	59/68700-00-003	ATASCADERO UNIFIED	ATASCADERO HIGH	San Luis Obispo	03/31/2020	\$ 919,970.00	\$ -	\$ 919,970.00

**ATTACHMENT A2  
Career Technical Education Facilities Program Workload List**

State Allocation Board Meeting, May 26, 2021

<u>Funding Cycle</u>	<u>Locale</u>	<u>CTE Score</u>	<u>Weighted Scores</u>	<u>Prior CTEFP Funding Y/N</u>	<u>CTEFP Funding Type</u>	<u>Application Number</u>	<u>District/ Joint Powers Authority</u>	<u>Site Name</u>	<u>County</u>	<u>Received Date</u>	<u>REQUESTED STATE GRANT</u>	<u>REQUESTED STATE LOAN</u>	<u>TOTAL ESTIMATED STATE GRANT</u>
6	Suburban	108.00			New Construction	55/64451-00-004	DOWNEY UNIFIED	WARREN HIGH	Los Angeles	03/24/2020	\$ 3,000,000.00	\$ -	\$ 3,000,000.00
6	Suburban	107.50			New Construction	55/61721-00-003	LIBERTY UNION HIGH	FREEDOM HIGH	Contra Costa	04/03/2020	\$ 1,166,863.00	\$ -	\$ 1,166,863.00
6	Suburban	107.00			New Construction	55/68452-00-004	VISTA UNIFIED	VISTA HIGH	San Diego	06/22/2020	\$ 3,000,000.00	\$ -	\$ 3,000,000.00
6	Suburban	106.50			New Construction	55/75093-00-003	DUBLIN UNIFIED	DUBLIN HIGH	Alameda	06/30/2020	\$ 312,724.00	\$ -	\$ 312,724.00
6	Suburban	106.00			New Construction	55/64212-00-001	ABC UNIFIED	ARTESIA HIGH	Los Angeles	04/02/2020	\$ 2,673,655.00	\$ -	\$ 2,673,655.00
6	Suburban	105.50	81.00		Modernization	59/74021-00-002	MISSION VALLEY ROP	MISSION VALLEY ROCP	Alameda	02/11/2020	\$ 450,000.00	\$ -	\$ 450,000.00
6	Suburban	105.50	76.00		New Construction	55/69310-00-005	SANTA MARIA JOINT UNION HIGH	RIGHETTI (ERNEST) HIGH	Santa Barbara	06/29/2020	\$ 1,466,944.00	\$ -	\$ 1,466,944.00
6	Suburban	105.00	82.00		Modernization	59/74401-00-001	IMPERIAL VALLEY ROP	IMPERIAL VALLEY ROP	Imperial	03/19/2020	\$ 261,000.00	\$ -	\$ 261,000.00
6	Suburban	105.00	81.00		New Construction	55/64451-00-006	DOWNEY UNIFIED	WARREN HIGH	Los Angeles	03/24/2020	\$ 3,000,000.00	\$ -	\$ 3,000,000.00
6	Suburban	105.00	76.00		New Construction	55/71217-00-003	PATTERSON JOINT UNIFIED	PATTERSON HIGH	Stanislaus	06/16/2020	\$ 2,999,965.00	\$ -	\$ 2,999,965.00
6	Suburban	105.00	72.00		New Construction	55/68700-00-002	ATASCADERO UNIFIED	ATASCADERO HIGH	San Luis Obispo	04/01/2020	\$ 2,180,967.00	\$ -	\$ 2,180,967.00
6	Suburban	105.00	70.00		New Construction	55/68700-00-003	ATASCADERO UNIFIED	ATASCADERO HIGH	San Luis Obispo	04/01/2020	\$ 532,386.00	\$ -	\$ 532,386.00
<b>TOTAL</b>											<b>\$ 113,398,197.00</b>	<b>\$ 7,325,568.00</b>	<b>\$ 120,723,764.00</b>

NOTE: Final funding order for tied applications to be determined at a later date.

**APPLICANT DATA**

<b>Applicant:</b>	Fremont Union High	<b>PTN:</b>	69468 - 1
<b>Application No:</b>	55/69468-00-001	<b>County:</b>	Santa Clara
<b>School Name:</b>	HOMESTEAD HIGH		
<b>Industry Sector:</b>	Engineering and Architecture		
<b>Pathways:</b>	Engineering Design		

**HISTORY OF PROJECT FUNDING**

	<b>Fund Code</b>	<b>Proposition</b>	<b>Previously Authorized</b>	<b>Authorized This Action</b>	<b>Unfunded Approval This Action</b>
<u>State Share</u>					
CTEFP Grant	951-600	51	\$	\$ 1,123,943.00	\$ 1,123,943.00
<u>Applicant Share</u>					
District Contribution				1,123,943.00	
<b>Total</b>			<b>\$ 0.00</b>	<b>\$ 2,247,886.00</b>	<b>\$ 1,123,943.00</b>

Funding Source: Proposition 51 Bonds/2016-Nov.

**APPLICATION DATA**

<b>Type of Project:</b>	New Construction
<b>Reservation of Funds:</b>	Yes
<b>Loan Requested:</b>	No
<b>Number of CTE Classrooms:</b>	1
<b>CTE Sq. Ft.</b>	2588.0
<b>SFP Classroom Allowance</b>	
<b>Deduction:</b>	\$0.00

**PROGRAM GRANT DATA**

<u>Eligible Project Costs (50%)</u>	
<b>Construction Cost</b>	\$ 1,115,220.00
<b>Equipment Cost</b>	\$ 8,723.00
<b>Total State Share (50%)</b>	1,123,943.00
<b>Applicant Share (50%)</b>	1,123,943.00
<b>Total Project Cost</b>	<b>\$ 2,247,886.00</b>

**STIPULATED TERMS & NEXT STEPS**

The Applicant is required to submit a signed Grant Agreement pursuant to School Facility Program Regulation Section 1859.90.4 for the project prior to or concurrent with a request for the release of funds.

The Applicant shall ensure that it is in compliance with all applicable laws, regulations and certifications it made on the program forms.

The Applicant is responsible for ensuring that the project is compliant with Prevailing Wage Monitoring and/or Labor Compliance Program requirements at the time construction contracts are executed and/or construction commenced.

This application is placed on the Unfunded List (Lack of AB 55 Loans) pursuant to the Board's action on March 11, 2009. This approval does not constitute a guarantee or commitment of future state funding.

The state's portion of any and all project savings realized from the funding of a Career Technical Education Facilities Program project must be returned to the state pursuant to School Facility Program Regulation Section 1859.199.

The Applicant has requested a Reservation of Funds. Pursuant to School Facility Program Regulation Section 1859.197, the Applicant is required to submit the California Department of Education plan approval and the Division of the State Architect approved plans and specifications to the Office of Public School Construction within 12 months of receiving an Apportionment; otherwise, the Apportionment will be rescinded without further Board action.

**APPLICANT DATA**

<b>Applicant:</b>	Selma Unified	<b>PTN:</b>	62430 - 58
<b>Application No:</b>	55/62430-00-002	<b>County:</b>	Fresno
<b>School Name:</b>	SELMA HIGH		
<b>Industry Sector:</b>	Health Science and Medical Tech		
<b>Pathways:</b>	Patient Care		

**HISTORY OF PROJECT FUNDING**

	<b>Fund Code</b>	<b>Proposition</b>	<b>Previously Authorized</b>	<b>Authorized This Action</b>	<b>Unfunded Approval This Action</b>
<b>State Share</b>					
<b>CTEFP Grant</b>	<b>951-600</b>	<b>51</b>	\$	\$ 1,486,459.00	\$ 1,486,459.00
<b>Applicant Share</b>					
<b>District Contribution</b>				1,486,459.00	
<b>Total</b>			\$ <u>0.00</u>	\$ <u>2,972,918.00</u>	\$ <u>1,486,459.00</u>

Funding Source: Proposition 51 Bonds/2016-Nov.

**APPLICATION DATA**

<b>Type of Project:</b>	New Construction
<b>Reservation of Funds:</b>	Yes
<b>Loan Requested:</b>	No
<b>Number of CTE Classrooms:</b>	1
<b>CTE Sq. Ft.</b>	2064.0
<b>SFP Classroom Allowance</b>	
<b>Deduction:</b>	\$0.00

**PROGRAM GRANT DATA**

<b>Eligible Project Costs (50%)</b>	
<b>Construction Cost</b>	\$ 1,257,189.00
<b>Equipment Cost</b>	\$ 51,265.00
<b>Site Development Cost</b>	\$ 178,005.00
<b>Total State Share (50%)</b>	<u>1,486,459.00</u>
<b>Applicant Share (50%)</b>	<u>1,486,459.00</u>
<b>Total Project Cost</b>	\$ <u>2,972,918.00</u>

**STIPULATED TERMS & NEXT STEPS**

This application is placed on the Unfunded List (Lack of AB 55 Loans) pursuant to the Board's action on March 11, 2009. This approval does not constitute a guarantee or commitment of future state funding.

The Applicant is required to submit a signed Grant Agreement pursuant to School Facility Program Regulation Section 1859.90.4 for the project prior to or concurrent with a request for the release of funds.

The state's portion of any and all project savings realized from the funding of a Career Technical Education Facilities Program project must be returned to the state pursuant to School Facility Program Regulation Section 1859.199.

The Applicant shall ensure that it is in compliance with all applicable laws, regulations and certifications it made on the program forms.

The Applicant is responsible for ensuring that the project is compliant with Prevailing Wage Monitoring and/or Labor Compliance Program requirements at the time construction contracts are executed and/or construction commenced.

The Applicant has requested a Reservation of Funds. Pursuant to School Facility Program Regulation Section 1859.197, the Applicant is required to submit the California Department of Education plan approval and the Division of the State Architect approved plans and specifications to the Office of Public School Construction within 12 months of receiving an Apportionment; otherwise, the Apportionment will be rescinded without further Board action.

**APPLICANT DATA**

<b>Applicant:</b>	Jurupa Unified	<b>PTN:</b>	67090 - 109
<b>Application No:</b>	59/67090-00-006	<b>County:</b>	Riverside
<b>School Name:</b>	JURUPA VALLEY HIGH		
<b>Industry Sector:</b>	Engineering and Architecture		
<b>Pathways:</b>	Engineering Design		

**HISTORY OF PROJECT FUNDING**

	<b>Fund Code</b>	<b>Proposition</b>	<b>Previously Authorized</b>	<b>Authorized This Action</b>	<b>Unfunded Approval This Action</b>
<u>State Share</u>					
CTEFP Grant	951-600	51	\$	\$ 77,830.00	\$ 77,830.00
<u>Applicant Share</u>					
District Contribution				77,830.00	
<b>Total</b>			<b>\$ 0.00</b>	<b>\$ 155,660.00</b>	<b>\$ 77,830.00</b>

Funding Source: Proposition 51 Bonds/2016-Nov.

**APPLICATION DATA**

<b>Type of Project:</b>	Modernization
<b>Reservation of Funds:</b>	No
<b>Loan Requested:</b>	No
<b>Number of CTE Classrooms:</b>	4
<b>CTE Sq. Ft.</b>	7205.0
<b>SFP Classroom Allowance Deduction:</b>	\$0.00

**PROGRAM GRANT DATA**

<u>Eligible Project Costs (50%)</u>	
<b>Equipment Cost</b>	\$ 77,830.00
<b>Total State Share (50%)</b>	77,830.00
<b>Applicant Share (50%)</b>	77,830.00
<b>Total Project Cost</b>	<b>\$ 155,660.00</b>

**STIPULATED TERMS & NEXT STEPS**

This application is placed on the Unfunded List (Lack of AB 55 Loans) pursuant to the Board's action on March 11, 2009. This approval does not constitute a guarantee or commitment of future state funding.

The Applicant is required to submit a signed Grant Agreement pursuant to School Facility Program Regulation Section 1859.90.4 for the project prior to or concurrent with a request for the release of funds.

The state's portion of any and all project savings realized from the funding of a Career Technical Education Facilities Program project must be returned to the state pursuant to School Facility Program Regulation Section 1859.199.

The Applicant is responsible for ensuring that the project is compliant with Prevailing Wage Monitoring and/or Labor Compliance Program requirements at the time construction contracts are executed and/or construction commenced.

The Applicant shall ensure that it is in compliance with all applicable laws, regulations and certifications it made on the program forms.



**APPLICANT DATA**

**Applicant:** San Diego Unified **PTN:** 68338 - 1522  
**Application No:** 55/68338-00-005 **County:** San Diego  
**School Name:** MORSE SENIOR HIGH  
**Industry Sector:** Agriculture and Natural Resources  
**Pathways:** Agriscience

**HISTORY OF PROJECT FUNDING**

	Fund Code	Proposition	Previously Authorized	Authorized This Action	Unfunded Approval This Action
<b>State Share</b>					
CTEFP Grant	951-600	51	\$	\$ 3,000,000.00	\$ 3,000,000.00
<b>Applicant Share</b>					
District Contribution				3,000,000.00	
<b>Total</b>			<b>\$ 0.00</b>	<b>\$ 6,000,000.00</b>	<b>\$ 3,000,000.00</b>

Funding Source: Proposition 51 Bonds/2016-Nov.

**APPLICATION DATA**

**Type of Project:** New Construction  
**Reservation of Funds:** Yes  
**Loan Requested:** No  
**Number of CTE Classrooms:** 1  
**CTE Sq. Ft.** 3224.0  
**SFP Classroom Allowance**  
**Deduction:** \$0.00

**PROGRAM GRANT DATA**

**Eligible Project Costs (50%)**  
**Construction Cost** \$ 2,338,540.00  
**Site Development Cost** \$ 661,460.00  
**Total State Share (50%)** 3,000,000.00  
**Applicant Share (50%)** 3,000,000.00  
**Total Project Cost** \$ **6,000,000.00**

**STIPULATED TERMS & NEXT STEPS**

This application is placed on the Unfunded List (Lack of AB 55 Loans) pursuant to the Board's action on March 11, 2009. This approval does not constitute a guarantee or commitment of future state funding.

The Applicant is required to submit a signed Grant Agreement pursuant to School Facility Program Regulation Section 1859.90.4 for the project prior to or concurrent with a request for the release of funds.

The state's portion of any and all project savings realized from the funding of a Career Technical Education Facilities Program project must be returned to the state pursuant to School Facility Program Regulation Section 1859.199.

The Applicant shall ensure that it is in compliance with all applicable laws, regulations and certifications it made on the program forms.

The Applicant is responsible for ensuring that the project is compliant with Prevailing Wage Monitoring and/or Labor Compliance Program requirements at the time construction contracts are executed and/or construction commenced.

The Applicant has requested a Reservation of Funds. Pursuant to School Facility Program Regulation Section 1859.197, the Applicant is required to submit the California Department of Education plan approval and the Division of the State Architect approved plans and specifications to the Office of Public School Construction within 12 months of receiving an Apportionment; otherwise, the Apportionment will be rescinded without further Board action.

**APPLICANT DATA**

<b>Applicant:</b>	Del Norte County Unified	<b>PTN:</b>	61820 - 16
<b>Application No:</b>	59/61820-00-001	<b>County:</b>	Del Norte
<b>School Name:</b>	DEL NORTE HIGH		
<b>Industry Sector:</b>	Transportation		
<b>Pathways:</b>	System Diagnostics, Service, and Repair		

**HISTORY OF PROJECT FUNDING**

	<b>Fund Code</b>	<b>Proposition</b>	<b>Previously Authorized</b>	<b>Authorized This Action</b>	<b>Unfunded Approval This Action</b>
<u>State Share</u>					
CTEFP Grant	951-600	51	\$	\$ 152,781.00	\$ 152,781.00
<u>Applicant Share</u>					
District Contribution				152,781.00	
<b>Total</b>			<b>\$ 0.00</b>	<b>\$ 305,562.00</b>	<b>\$ 152,781.00</b>
<b>Funding Source: Proposition 51 Bonds/2016-Nov.</b>					

**APPLICATION DATA**

<b>Type of Project:</b>	Modernization
<b>Reservation of Funds:</b>	Yes
<b>Loan Requested:</b>	No
<b>Number of CTE Classrooms:</b>	1
<b>CTE Sq. Ft.</b>	4649.0
<b>SFP Classroom Allowance Deduction:</b>	\$0.00

**PROGRAM GRANT DATA**

<u>Eligible Project Costs (50%)</u>	
<b>Construction Cost</b>	\$ 152,781.00
<b>Total State Share (50%)</b>	152,781.00
<b>Applicant Share (50%)</b>	152,781.00
<b>Total Project Cost</b>	<b>\$ 305,562.00</b>

**STIPULATED TERMS & NEXT STEPS**

This application is placed on the Unfunded List (Lack of AB 55 Loans) pursuant to the Board's action on March 11, 2009. This approval does not constitute a guarantee or commitment of future state funding.

The Applicant is required to submit a signed Grant Agreement pursuant to School Facility Program Regulation Section 1859.90.4 for the project prior to or concurrent with a request for the release of funds.

The state's portion of any and all project savings realized from the funding of a Career Technical Education Facilities Program project must be returned to the state pursuant to School Facility Program Regulation Section 1859.199.

The Applicant shall ensure that it is in compliance with all applicable laws, regulations and certifications it made on the program forms.

The Applicant is responsible for ensuring that the project is compliant with Prevailing Wage Monitoring and/or Labor Compliance Program requirements at the time construction contracts are executed and/or construction commenced.

The Applicant has requested a Reservation of Funds. Pursuant to School Facility Program Regulation Section 1859.197, the Applicant is required to submit the California Department of Education plan approval and the Division of the State Architect approved plans and specifications to the Office of Public School Construction within 12 months of receiving an Apportionment; otherwise, the Apportionment will be rescinded without further Board action.

**APPLICANT DATA**

**Applicant:** Elk Grove Unified **PTN:** 67314 - 253  
**Application No:** 55/67314-00-014 **County:** Sacramento  
**School Name:** PLEASANT GROVE HIGH  
**Industry Sector:** Health Science and Medical Tech  
**Pathways:** Biotechnology

**HISTORY OF PROJECT FUNDING**

	Fund Code	Proposition	Previously Authorized	Authorized This Action	Unfunded Approval This Action
<b>State Share</b>					
CTEFP Grant	951-600	51	\$	\$ 935,792.00	\$ 935,792.00
<b>Applicant Share</b>					
District Contribution				935,792.00	
<b>Total</b>			<b>\$ 0.00</b>	<b>\$ 1,871,584.00</b>	<b>\$ 935,792.00</b>

Funding Source: Proposition 51 Bonds/2016-Nov.

**APPLICATION DATA**

**Type of Project:** New Construction  
**Reservation of Funds:** Yes  
**Loan Requested:** No  
**Number of CTE Classrooms:** 2  
**CTE Sq. Ft.** 3164.0  
**SFP Classroom Allowance Deduction:** \$0.00

**PROGRAM GRANT DATA**

**Eligible Project Costs (50%)**

Construction Cost	\$ 935,792.00
Total State Share (50%)	935,792.00
Applicant Share (50%)	935,792.00
<b>Total Project Cost</b>	<b>\$ 1,871,584.00</b>

**STIPULATED TERMS & NEXT STEPS**

This application is placed on the Unfunded List (Lack of AB 55 Loans) pursuant to the Board's action on March 11, 2009. This approval does not constitute a guarantee or commitment of future state funding.

The Applicant is required to submit a signed Grant Agreement pursuant to School Facility Program Regulation Section 1859.90.4 for the project prior to or concurrent with a request for the release of funds.

The Applicant shall ensure that it is in compliance with all applicable laws, regulations and certifications it made on the program forms.

The Applicant is responsible for ensuring that the project is compliant with Prevailing Wage Monitoring and/or Labor Compliance Program requirements at the time construction contracts are executed and/or construction commenced.

The Applicant has requested a Reservation of Funds. Pursuant to School Facility Program Regulation Section 1859.197, the Applicant is required to submit the California Department of Education plan approval and the Division of the State Architect approved plans and specifications to the Office of Public School Construction within 12 months of receiving an Apportionment; otherwise, the Apportionment will be rescinded without further Board action.

# Facility Hardship / Rehabilitation Program

## FACILITY HARDSHIP / REHABILITATION PROGRAM

### SCHOOL DISTRICT DATA

School District: Albany Unified  
Application Number: 51/61127-00-002  
Total District Enrollment: 3501  
County: Alameda

School Name: Ocean View Elementary  
Project Grade Level: K-5  
Financial Hardship: No

### TYPE OF REQUEST

State Allocation Board (Board) approval for placement on the Unfunded List (Lack of AB 55 Loans) for a School Facility Program (SFP) Seismic Mitigation Program (SMP) Replacement Project.

Total Project Cost: \$20,002,088.00  
Cost to the State: \$10,001,044.00

### DESCRIPTION

#### DESCRIPTION OF HEALTH AND SAFETY THREAT

A seismic evaluation report prepared by R.P. Gallagher Associates, Inc., Structural Engineers, dated November 2012, evaluated Building A using ASCE Standard 31-03 which is a seismic evaluation to determine whether there is a significant life-safety risk. The school is located approximately 1.7 miles west of the Hayward fault and believed capable of a magnitude 6.8 to 7.0 earthquake. The building was built around 1975 and has exterior concrete block walls with wood frame roofs. The report further states "construction of this type and age is known to frequently have serious seismic deficiencies" and "a principal seismic concern is separation of the walls from the roof" during a major earthquake. Should a magnitude 6.8 to 7.0 earthquake occur on the Hayward fault, it is likely that the building, in its present condition, "will suffer serious structural damage and be unusable." Therefore, it was determined Building A does not meet the ASCE 31-03 life safety criteria and is a health and safety threat.

#### SCOPE OF PROJECT

The project scope entails the demolition and replacement of Building A at Ocean View Elementary.

#### STATUS OF SCHOOL SITE

Construction has started, is approximately 80 percent complete and is scheduled for completion in mid-July 2021.

## QUALIFYING CRITERIA

### GOVERNMENT/STATE LEVEL CONCURRENCE

The Division of the State Architect (DSA) has provided written concurrence that supports the industry specialists' findings and the recommended minimum work to mitigate the health and safety threat.

Staff Supports the District's Request: Yes

### SITE VISIT COMPLETED BY STAFF

Staff accepted detailed reports from industry specialists and DSA approval in lieu of a site visit.

### AUTHORITY

See Attachment A

### RECOMMENDATION(S)

1. Approve the District's request for an unfunded approval to replace Building A at Ocean View Elementary School, pursuant to SFP Regulation Section 1859.82 as shown on Attachment B.
2. Pursuant to SFP Regulation Section 1859.61(l)(1), the age of Building A shall be adjusted to the date of the Apportionment for this project.

## ATTACHMENT A

### AUTHORITY

#### **Seismic Mitigation Program – Replacement Projects** (as of August 31, 2020)

Education Code (EC) Section 17075.10(a) states:

A school district may apply for hardship assistance in cases of extraordinary circumstances. Extraordinary circumstances may include, but are not limited to, the need to repair, reconstruct, or replace the most vulnerable school facilities that are identified as a Category 2 building, as defined in the report submitted pursuant to Section 17317, determined by the department to pose an unacceptable risk of injury to its occupants in the event of a seismic event.

SFP Regulation Section 1859.82 states, “A school district may apply for Facility Hardship, including Seismic Mitigation, Program assistance in cases of extraordinary circumstances that have caused an imminent health and safety threat.”

SFP Regulation Section 1859.82.2 states that “A school district is eligible for funding to repair, reconstruct, or replace the Most Vulnerable Category 2 Buildings which were originally constructed to be used as School Facilities and pose an unacceptable risk of injury to its occupants in the event of seismic activity. Program eligibility is determined by the Division of the State Architect while determination of grant funding is determined by the Board based on the following criteria.

Notwithstanding Sections 1859.93 and 1859.93.1, all applications for the seismic mitigation of the Most Vulnerable Category 2 Buildings shall be funded in the order of receipt of an Approved Application for funding. Any grants provided for the purpose of this section shall be provided as a new construction project and allocated on a 50 percent state share basis.”

SFP Regulation Section 1859.82.2(a) states,

- (a) Seismic mitigation projects must meet all of the following requirements:
- (1) The construction contract was executed on or after May 20, 2006;
  - (2) The project funding provided shall be for the minimum work necessary to obtain DSA approval;
  - (3) The School Building is designed for occupancy by students and staff; and
  - (4) The DSA concurs with a report by a structural engineer, which identifies structural deficiencies that pose an unacceptable risk of injury to its occupants in a seismic event. The structural engineers report shall conform to the guidelines prepared by the DSA, in accordance with Education Code Section 17310.

If the unacceptable risk of injury is due to the presence of faulting, liquefaction or landslide, these hazards must be documented by a geological hazards report prepared by an engineering geologist in accordance with California Building Code, Part 2, Chapter 18, section 1803A and with concurrence of the California Geological Survey

ATTACHMENT A

SFP Regulation Section 1859.82.2(b) states in part, “To qualify for replacement funding for School Buildings, the district must submit an Approved Application for funding and either (1) or (2) below:

- (1) For School Buildings that are lost, destroyed, or unable to be repaired, ...
- (2) For School Buildings with interior square footage to be mitigated ....”

<b>Facility</b>	<b>Elementary School Pupils</b>	<b>Middle School Pupils</b>	<b>High School Pupils</b>
<b>Multi-Purpose (includes food service)</b>	5.3 sq. ft. per pupil minimum 4,000 sq. ft.	5.3 sq. ft. per pupil minimum 5,000 sq. ft.	6.3 sq. ft. per pupil minimum 8,200 sq. ft.
<b>Toilet</b>	3 sq. ft. per pupil minimum 300 sq. ft.	4 sq. ft. per pupil minimum 300 sq. ft.	5 sq. ft. per pupil minimum 300 sq. ft.
<b>Gymnasium (includes shower/locker area)</b>	N/A	12.9 sq. ft. per pupil minimum 6,828 sq. ft. maximum 16,000 sq. ft.	15.3 sq. ft. per pupil minimum 8,380 sq. ft. maximum 18,000 sq. ft.
<b>School Administration</b>	3 sq. ft. per pupil minimum 600 sq. ft.	3 sq. ft. per pupil minimum 600 sq. ft.	4 sq. ft. per pupil minimum 800 sq. ft.
<b>Library/Media Center</b>	2.3 sq. ft. per pupil plus 600 sq. ft., minimum 960 sq. ft.	3.3 sq. ft. per pupil plus 600 sq. ft. minimum 960 sq. ft.	4.3 sq. ft. per pupil plus 600 sq. ft. minimum 960 sq. ft.
<b>Kindergarten Classrooms (including Transitional Kindergarten)</b>	1,350 sq. ft. for each replacement classroom.	NA	NA
<b>Classrooms (1<sup>st</sup>-12<sup>th</sup> grade)</b>	960 sq. ft. for each replacement classroom	960 sq. ft. for each replacement classroom	960 sq. ft. for each replacement classroom
<b>Computer instructional support area, Industrial and Technology/Education Laboratory</b>	960 sq. ft. for each replacement classroom.	960 sq. ft. for each replacement classroom.	960 sq. ft. for each replacement classroom.
<b>Laboratory Classrooms (including science and consumer home economics. (Does not include Industrial and Technology/Education Laboratory)</b>	1,300 sq. ft. for each replacement classroom.	1,300 sq. ft. for each replacement classroom.	1,300 sq. ft. for each replacement classroom.



**APPLICANT DATA**

<b>Applicant:</b>	Albany Unified	<b>PTN:</b>	61127 - 32
<b>Application No:</b>	51/61127-00-002	<b>County:</b>	Alameda
<b>School Name:</b>	OCEAN VIEW ELEMENTARY	<b>Filing Basis:</b>	District-wide

**HISTORY OF PROJECT FUNDING**

	Fund Code	Proposition	Previously Authorized	Authorized This Action	Unfunded Approval This Action
<b>State Share</b>					
Seismic Mitigation Grant	951-505	51	\$	\$ 10,001,044.00	\$ 10,001,044.00
<b>Applicant Share</b>					
District Contribution				10,001,044.00	
<b>Total</b>			<b>\$ 0.00</b>	<b>\$ 20,002,088.00</b>	<b>\$ 10,001,044.00</b>
<b>Funding Source: Proposition 51 Bonds/2016-Nov.</b>					

APPLICATION DATA	PROGRAM GRANT DATA
------------------	--------------------

<b>Type of Project:</b>	Elementary School	<b>Facility Hardship Replacement Other</b>		\$ 5,488,191.00
		<b>Facility Hardship Replacement Toilets</b>		\$ 396,228.00
<b>Number of Classrooms:</b>	24	<b>Multi Level Construction</b>		\$ 681,912.00
<b>Addition to Existing Site:</b>	No	<b>Service Site Development</b>		\$ 509,809.00
<b>Master Plan Acres:</b>	12.1	<b>Urban / Security / Impacted Site</b>		\$ 2,907,010.00
<b>Recommended Acres:</b>	12.1	<b>Utilities</b>		\$ 17,894.00
<b>Existing Acres:</b>	3.69	<b>Total State Share (50%)</b>		10,001,044.00
<b>Fac. Hardship Replacement Toilet (sq. ft.):</b>	1,068.00	<b>Applicant Share (50%)</b>		10,001,044.00
		<b>Total Project Cost</b>		<b>\$ 20,002,088.00</b>
<b>Fac. Hardship Replacement Other (sq.ft.):</b>	26,513.00			

**STIPULATED TERMS & NEXT STEPS**

The Applicant is required to submit a signed Grant Agreement pursuant to School Facility Program Regulation Section 1859.90.4 for the project prior to or concurrent with a request for the release of funds.

The Applicant shall ensure that it is in compliance with all applicable laws, regulations and certifications it made on the program forms.

The Applicant is responsible for ensuring that the project is compliant with Prevailing Wage Monitoring and/or Labor Compliance Program requirements at the time construction contracts are executed and/or construction commenced.

This application is placed on the Unfunded List (Lack of AB 55 Loans) pursuant to the Board's action on March 11, 2009. This approval does not constitute a guarantee or commitment of future state funding.

## FACILITY HARDSHIP / REHABILITATION PROGRAM

### SCHOOL DISTRICT DATA

School District: Tahoe-Truckee Unified  
Application Number: 58/66944-00-001  
Total District Enrollment: 3,937  
County: Placer

School Name: Tahoe Lake Elementary  
Project Grade Level: K-4  
Financial Hardship: No

### TYPE OF REQUEST

State Allocation Board (Board) approval for placement on the Unfunded List (Lack of AB 55 Loans) for a School Facility Program (SFP) Facility Hardship Program Rehabilitation Project.

Total Project Cost: \$922,545.00  
Cost to the State: \$553,527.00

### DESCRIPTION

#### DESCRIPTION OF HEALTH AND SAFETY THREAT

In 2016, construction crews performing Modernization work at the Tahoe Lake Elementary site encountered extensive unforeseen structural deficiencies in Buildings B, C, and D. Multiple reports from Buehler dated from January 31, 2019 to April 10, 2020 identify each of the structural deficiencies as they were discovered and include severe dry rot in flooring and roof joists, missing structural elements such as building footings, and damaged structural beams throughout the buildings. The Division of the State Architect (DSA) conducted multiple visits to the site to observe the construction and concurs that "these deficiencies are such that the health and safety of the pupils are at risk and must be corrected" and the District indicates that these repairs were required before students and district staff could return to campus.

#### SCOPE OF PROJECT

The scope of the project includes the repair and addition of structural support elements including trusses, footings, and wall systems in Buildings B, C, and D.

#### STATUS OF SCHOOL SITE

The project has been completed and the buildings are now occupied by students and staff.

## QUALIFYING CRITERIA

### GOVERNMENT/STATE LEVEL CONCURRENCE

DSA has provided written concurrence to the industry specialist's structural findings and recommended work to mitigate the structural health and safety threat.

Staff Supports the District's Request: Yes

### SITE VISIT COMPLETED BY STAFF

Staff accepted detailed reports from an industry specialist in lieu of a site visit.

### AUTHORITY

See Attachment A

### RECOMMENDATION(S)

Approve the District's request for an unfunded approval to perform structural repair work to Building B, Building C, and Building D at the Tahoe Lake Elementary School site, pursuant to SFP Regulation Section 1859.82.1(c) as shown on Attachment B.

## ATTACHMENT A

### AUTHORITY

#### **Facility Hardship Program – Rehabilitation Projects** (as of August 31, 2020)

Education Code (EC) Section 17075.10(a) states:

A school district may apply for hardship assistance in cases of extraordinary circumstances. Extraordinary circumstances may include, but are not limited to, the need to repair, reconstruct, or replace the most vulnerable school facilities that are identified as a Category 2 building, as defined in the report submitted pursuant to Section 17317, determined by the department to pose an unacceptable risk of injury to its occupants in the event of a seismic event.

SFP Regulation Section 1859.82 states, “A school district may apply for Facility Hardship, including Seismic Mitigation, Program assistance in cases of extraordinary circumstances that have caused an imminent health and safety threat.”

SFP Regulation Section 1859.82.1 states that “a district is eligible for Facility Hardship funding to repair, replace, or construct School Buildings or related required components that are currently causing a health and safety threat to the students and/or staff. Projects solely to replace components that have reached the end of their useful life, perform routine maintenance or repair, issues resulting from the deferment of routine maintenance or repair, lack of current code compliance, or the addition of components that were not previously existing, do not meet the qualifying criteria of the program. However, this work may be incorporated into a qualifying Facility Hardship application if it is required to be completed to gain DSA approval.”

SFP Regulation Section 1859.82.1(c) states,

Districts may qualify for funding to rehabilitate their School Buildings, components of School Buildings, or school site conditions. Factors to be considered by the Board may include (1) or (2) below:

- (1) School Buildings where the minimum cost to mitigate the health and safety threat and remain in the School Building is 50 percent or less of the Current Replacement Cost.
- (2) Components of the School Buildings or school sites conditions are causing a health and safety threat to students and/or staff.

**APPLICANT DATA**

**Applicant:** Tahoe-Truckee Unified **PTN:** 66944 - 37  
**Application No:** 58/66944-00-001 **County:** Placer  
**School Name:** TAHOE LAKE ELEMENTARY

**HISTORY OF PROJECT FUNDING**

	Fund Code	Proposition	Previously Authorized	Authorized This Action	Unfunded Approval This Action
<b>State Share</b>					
Facility Hardship Grant	951-570	51	\$	\$ 553,527.00	\$ 553,527.00
<b>Applicant Share</b>					
District Contribution				369,018.00	
<b>Total</b>			\$ <u>0.00</u>	\$ <u>922,545.00</u>	\$ <u>553,527.00</u>
<b>Funding Source:</b>	<b>Proposition 51 Bonds/2016-Nov.</b>				

**APPLICATION DATA**

**Type of Project:** Elementary School  
  
**Recommended Acres:** 5.4  
**Existing Acres:** 7.4  
**Geographic Location:** 15 %

**PROGRAM GRANT DATA**

**Rehabilitation** \$ 481,328.00  
**Geographic Location** \$ 72,199.00  
**Total State Share (60%)** 553,527.00  
**Applicant Share (40%)** 369,018.00  
**Total Project Cost** \$ 922,545.00

**STIPULATED TERMS & NEXT STEPS**

The Applicant is required to submit a signed Grant Agreement pursuant to School Facility Program Regulation Section 1859.90.4 for the project prior to or concurrent with a request for the release of funds.

The Applicant shall ensure that it is in compliance with all applicable laws, regulations and certifications it made on the program forms.

The Applicant is responsible for ensuring that the project is compliant with Prevailing Wage Monitoring and/or Labor Compliance Program requirements at the time construction contracts are executed and/or construction commenced.

This application is placed on the Unfunded List (Lack of AB 55 Loans) pursuant to the Board's action on March 11, 2009. This approval does not constitute a guarantee or commitment of future state funding.

State of California  
State Allocation Board  
Full-Day Kindergarten Facilities Grant Program

This Resolution of the State Allocation Board (hereafter referred to as the "Board") is applicable to the appropriate sections of the Education Code and is described and filed in the office of the Executive Officer and will be made available to all interested parties as the Resolution pertains to the documents attached hereto. Said documents were acted upon by the Board at its meeting on May 26, 2021.

WHEREAS, the Board has determined to be approvable a number of projects for new construction or retrofit eligibility of kindergarten facilities for school districts, it is making apportionments and/or adjustments for the grant amounts for projects that meet the Board's criteria for the apportionment of grants pursuant to Education Code Section 17375.

NOW THEREFORE, BE IT RESOLVED:

1. The Board anticipates that the school district(s) will pay certain capital expenditures in connection with some or all of the project(s) cost.
2. The Board, acting on behalf of the State, hereby declares that it is the State's official intent to use General Fund proceeds that are available for such purpose, consistent with the requirements of law that are in effect at the time the funds are available, to provide grants, in accordance with applicable laws and regulations.
3. This Resolution shall be continuously available for inspection by the general public during normal business hours at the office of the Board at 707 Third Street, 6<sup>th</sup> Floor, West Sacramento, California, commencing within one week after the date of enactment of this Resolution.

I, the undersigned, duly authorized as the Executive Officer of the State Allocation Board, do hereby certify the foregoing to be true and correct, and that this Resolution was adopted at a meeting of said Board on May 26, 2021 at West Sacramento, California.



Lisa Silverman  
Executive Officer  
State Allocation Board

**SCHOOL DISTRICT DATA**

**Application No:** 70/65748-00-001  
**School District:** Livingston Union

**County:** Merced  
**School Name:** Campus Park Elementary

**PROJECT DATA**

**Type of Project:** New Construction      **Application Filing Basis:** Site Specific  
**Pupils Assigned:** 50  
**Classroom(s):** 2  
**Financial Hardship Requested:** No      **Recommended Acres:**  
**Preference Points:** 24      **Existing Acres:**

**ADJUSTED GRANT DATA**

**PROJECT FINANCING**

<b>New Construction</b>	\$ 631,400.00	<b>State Share</b>	
<b>Automatic Fire Detection/Alarm</b>	750.00	<b>This Project</b>	\$871,463.00
<b>Automatic Sprinkler System</b>	10,600.00	<b>District Share</b>	
<b>Project Assistance</b>	7,723.00	<b>Cash Contribution</b>	871,463.00
<b>Site Development</b>	220,990.00	<b>Financial Hardship</b>	
<b>Total State Share (50%)</b>	<u>871,463.00</u>	<b>Total Project Cost</b>	<u><u>\$ 1,742,926.00</u></u>
<b>District Share (50%)</b>	<u>871,463.00</u>		
<b>Total Project Cost</b>	<u><u>\$ 1,742,926.00</u></u>		

**HISTORY OF PROJECT COST AND APPORTIONMENT**

	<b>Fund Code</b>	<b>Previously Authorized</b>	<b>Authorized This Action</b>	<b>Apportionment This Action</b>
<b><u>State Share</u></b>				
<b>New Construction/Additional Grant</b>	1027-1819		\$ 871,463.00	\$ 871,463.00
<b><u>District Share</u></b>				
<b>Cash Contribution</b>			871,463.00	
<b>Financial Hardship</b>				
<b>Total</b>			<u><u>\$ 1,742,926.00</u></u>	<u><u>\$ 871,463.00</u></u>

**Funding Source: General Fund Full-Day Kindergarten Facilities Grant Program**

The District shall ensure that it is in compliance with all applicable laws, regulations and certifications it made on the program forms.

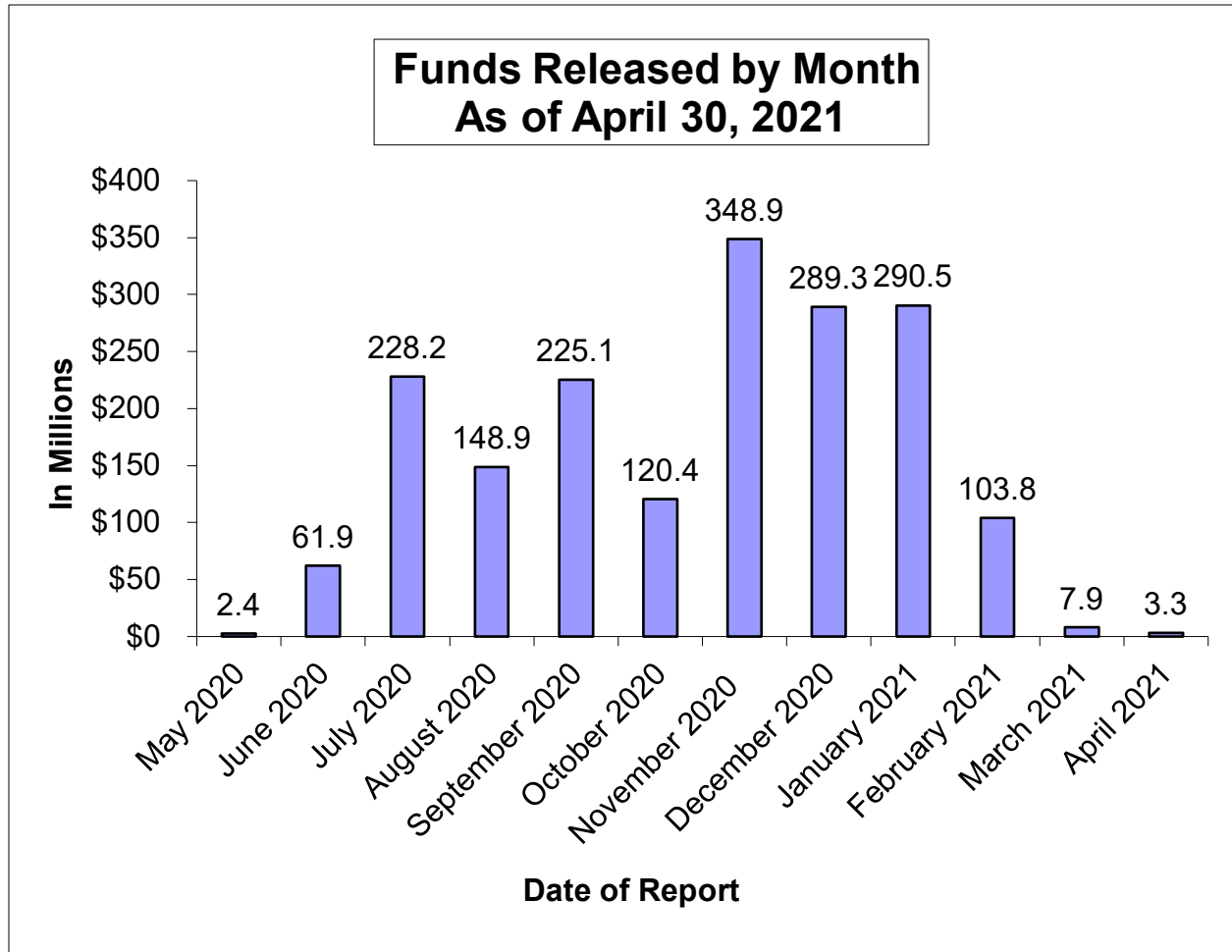
This project is subject to the Grant Agreement submittal pursuant to Regulation Section 1860.17.

The District has requested an advance release of funds for design. Pursuant to Regulation Section 1860.16(a) \$252,560.00, equal to 40 percent of the grant determined by Regulation Section 1860.9(a), will be released by OPSC upon the receipt of a valid, signed, Grant Agreement as specified in Regulation Section 1860.17.

Pursuant to Regulation Section 1860.19(a), any savings remaining after one year from the completion of the project, as specified in Regulation Section 1860.18, must be returned to the State.

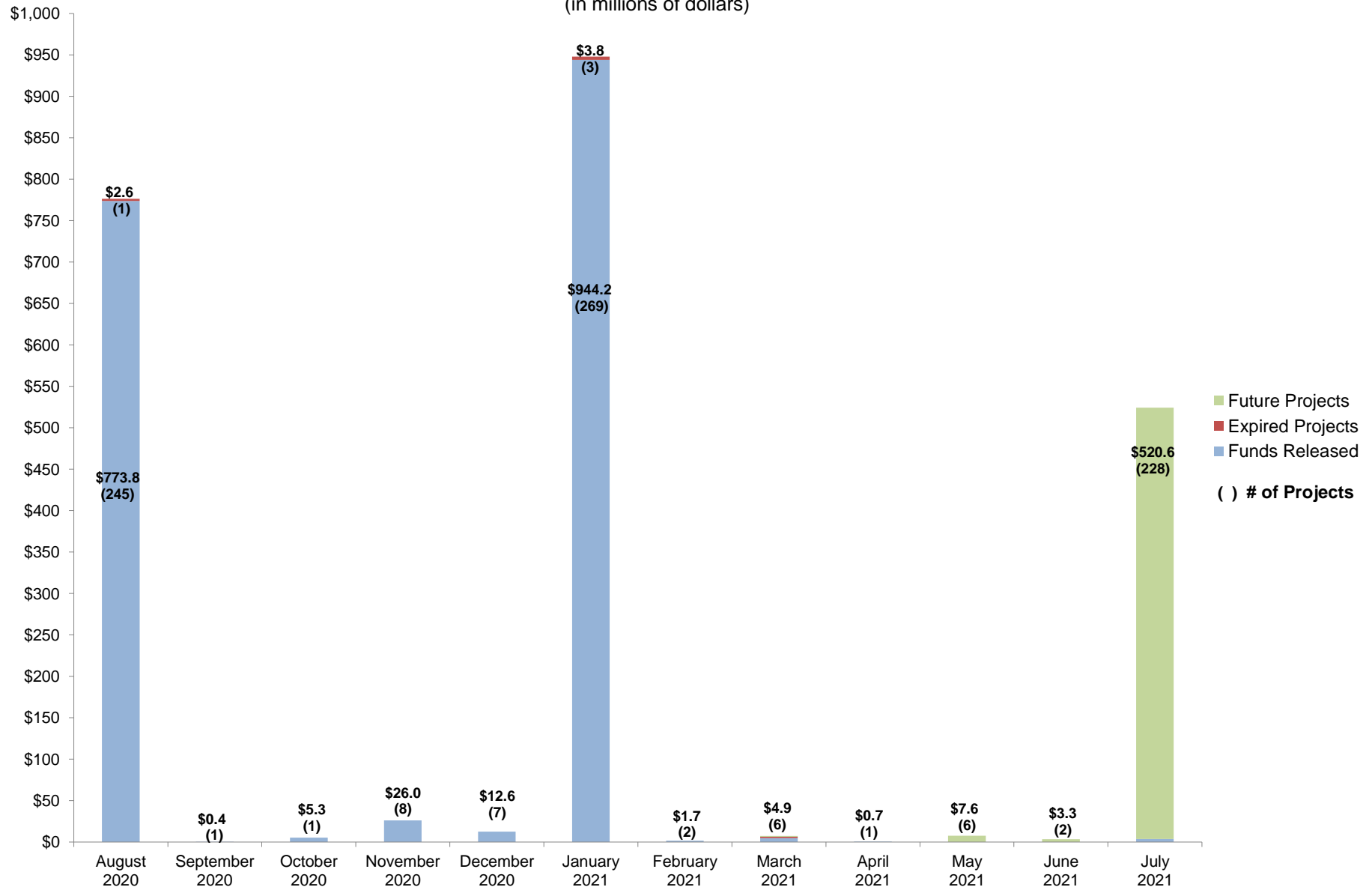
The District is responsible for ensuring that the project is compliant with Prevailing Wage Monitoring and/or Labor Compliance Program requirements at the time construction contracts are executed and/or construction commenced.

## STATUS OF FUND RELEASES





Status of School Facility Program Apportionments Set to Expire  
 due to Time Limit on Fund Release, as of April 28, 2021 SAB  
 (in millions of dollars)



**SCHOOL FACILITY PROGRAM**  
Available Funds (in Millions) As of May 26, 2021

Prop. 51 - \$7 Billion - November 2016									
Program	Original Bond Allocation	Remaining Bond Authority as of April 28, 2021	Estimated Approvals for May 26, 2021	Special Items/PIF	Remaining Bond Authority as of May 26, 2021 (excludes Unfunded Approvals)	Accumulated Unfunded Approvals as of April 28, 2021	Estimated Unfunded Approvals for May 26, 2021	Special Items/PIF	Remaining Bond Authority as of May 26, 2021 (includes Unfunded Approvals)
New Construction	\$3,000.0	\$793.5			\$793.5	-\$109.6	-\$149.0		\$534.9
Modernization	3,000.0	1,630.0			1,630.0	-292.3	-93.5		1,244.2
Career Technical Education	500.0	41.1			41.1	-33.0	-6.8		1.3
Charter School	500.0	387.1		\$1.5	388.6	-386.5	-0.3	-\$1.5	0.3
<b>SUBTOTAL</b>	<b>\$7,000.0</b>	<b>\$2,851.7</b>	<b>\$0.0</b>	<b>\$1.5</b>	<b>\$2,853.2</b> <sup>A</sup>	<b>-\$821.4</b> <sup>A</sup>	<b>-\$249.6</b>	<b>-\$1.5</b>	<b>\$1,780.7</b>
Prop. 1D - \$7.3 Billion - November 2006									
Program	Original Bond Allocation	Remaining Bond Authority as of April 28, 2021	Estimated Approvals for May 26, 2021	Special Items/PIF	Remaining Bond Authority as of May 26, 2021 (excludes Unfunded Approvals)	Accumulated Unfunded Approvals as of April 28, 2021	Estimated Unfunded Approvals for May 26, 2021	Special Items/PIF	Remaining Bond Authority as of May 26, 2021 (includes Unfunded Approvals)
New Construction	\$1,900.0	\$6.1			\$6.1	-\$6.1			\$0.0
Seismic Repair		0.0			0.0				0.0
Modernization	3,300.0	1.5			1.5	-0.2			1.3
Career Technical Education	500.0	3.6			3.6	-3.0			0.6
High Performance Schools	100.0	0.0			0.0				0.0
Overcrowding Relief	1,000.0	1.3			1.3				1.3
Charter School	500.0	160.6			160.6	-138.8			21.8
Joint Use	57.5 <sup>B</sup>	0.0			0.0				0.0
<b>SUBTOTAL</b>	<b>\$7,357.5</b>	<b>\$173.1</b>	<b>\$0.0</b>	<b>\$0.0</b>	<b>\$173.1</b> <sup>A</sup>	<b>-\$148.1</b>	<b>\$0.0</b>	<b>\$0.0</b>	<b>\$25.0</b>
Prop. 55 - \$10 Billion - March 2004									
Program	Original Bond Allocation	Remaining Bond Authority as of April 28, 2021	Estimated Approvals for May 26, 2021	Special Items/PIF	Remaining Bond Authority as of May 26, 2021 (excludes Unfunded Approvals)	Accumulated Unfunded Approvals as of April 28, 2021	Estimated Unfunded Approvals for May 26, 2021	Special Items/PIF	Remaining Bond Authority as of May 26, 2021 (includes Unfunded Approvals)
New Construction	\$4,965.8 <sup>C</sup>	\$2.9 <sup>D</sup>			\$2.9	-\$2.4			\$0.5 <sup>F</sup>
Modernization	2,250.0	0.2			0.2	-0.2			0.0
Critically Overcrowded Schools	2,440.0	3.8			3.8				3.8
Charter School	300.0	38.0			38.0	-12.3	-\$7.3		18.4 <sup>F</sup>
Joint Use	66.7 <sup>E</sup>	0.0			0.0				0.0
<b>SUBTOTAL</b>	<b>\$10,022.5</b>	<b>\$44.9</b>	<b>\$0.0</b>	<b>\$0.0</b>	<b>\$44.9</b> <sup>A</sup>	<b>-\$14.9</b>	<b>-\$7.3</b>	<b>\$0.0</b>	<b>\$22.7</b>
<b>TOTAL PAGE 1</b>	<b>\$24,380.0</b>	<b>\$3,069.7</b>	<b>\$0.0</b>	<b>\$1.5</b>	<b>\$3,071.2</b>	<b>-\$984.4</b>	<b>-\$256.9</b>	<b>-\$1.5</b>	<b>\$1,828.4</b>

A. Balance of bonding authority excludes unfunded approvals.

B. The original bond allocation of \$29 million augmented by \$21 million from Prior Bond Funds to Joint Use at the 06/27/07 SAB meeting and \$7.5 million at the 7/23/08 SAB meeting pursuant to Assembly Bill 127, Chapter 35, Statutes of 2006 (Perata/Nunez).

C. The original bond allocation of \$4,960,000,000 augmented by \$5,831,911 from Prior Bonds at the 10/6/2010 SAB meeting.

D. It includes the transfer of Critically Overcrowded School Facilities Program Funds to New Construction (transfers in Prop. 55 includes: \$268.8 million approved at the 1/25/2006 SAB meeting, \$318.3 million approved at the 9/23/2009 SAB meeting, \$225 million approved at the 8/4/2010 SAB meeting, \$211.7 million approved at the 12/15/2010 SAB meeting, \$145 million at the 4/25/2012 SAB meeting, \$30.4 million after the 3/20/2013 SAB meeting, and \$32,297 after the 3/26/2014 SAB meeting per SFP Regulation Sections 1859.154 (c)).

E. Original bond allocation of \$50,000,000 augmented by \$15,547,233 from the State School Building Aid Fund at the 2/28/2007 SAB meeting and by \$1,232,224 from Prior Bonds at the 10/6/2010 SAB meeting.

F. Total authority is not available at this time due to outstanding accounts receivable. For Proposition 1D, \$6,668.13 for Overcrowding Relief. For Prop 55, \$161,315.00 for New Construction and \$731,973.35 for Charter.

**SCHOOL FACILITY PROGRAM**  
Available Funds (in Millions) As of May 26, 2021

Prop. 47 - \$11.4 Billion - November 2002									
Program	Original Bond Allocation	Remaining Bond Authority as of April 28, 2021	Estimated Approvals for May 26, 2021	Special Items/PIF	Remaining Bond Authority as of May 26, 2021 (excludes Unfunded Approvals)	Accumulated Unfunded Approvals as of April 28, 2021	Estimated Unfunded Approvals for May 26, 2021	Special Items/PIF	Remaining Bond Authority as of May 26, 2021 (includes Unfunded Approvals)
New Construction	\$6,250.0	\$12.8			\$12.8	-\$12.3			\$0.5
Modernization	3,300.0	0.4			0.4	-0.4			0.0
Critically Overcrowded Schools	1,700.0	0.0			0.0				0.0
Charter School	100.0	11.0			11.0	-3.7			7.3
Joint Use	50.0	0.0			0.0				0.0
<b>SUBTOTAL</b>	<b>\$11,400.0</b>	<b>\$24.2</b>	<b>\$0.0</b>	<b>\$0.0</b>	<b>\$24.2</b>	<b>-\$16.4</b>	<b>\$0.0</b>	<b>\$0.0</b>	<b>\$7.8</b>

Prop. 1A - \$6.7 Billion - November 1998									
Program	Original Bond Allocation	Remaining Bond Authority as of April 28, 2021	Estimated Approvals for May 26, 2021	Special Items/PIF	Remaining Bond Authority as of May 26, 2021 (excludes Unfunded Approvals)	Accumulated Unfunded Approvals as of April 28, 2021	Estimated Unfunded Approvals for May 26, 2021	Special Items/PIF	Remaining Bond Authority as of May 26, 2021 (includes Unfunded Approvals)
New Construction	\$2,900.0	\$0.1			\$0.1	-\$0.1			\$0.0
Modernization	2,100.0	0.0			0.0				0.0
Hardship	1,000.0	0.1			0.1	-0.1			0.0
Class Size Reduction	700.0	0.0			0.0				0.0
<b>SUBTOTAL</b>	<b>\$6,700.0</b>	<b>\$0.2</b>	<b>\$0.0</b>	<b>\$0.0</b>	<b>\$0.2</b>	<b>-\$0.2</b>	<b>\$0.0</b>	<b>\$0.0</b>	<b>\$0.0</b>
<b>TOTAL PAGE 2</b>	<b>\$18,100.0</b>	<b>\$24.4</b>	<b>\$0.0</b>	<b>\$0.0</b>	<b>\$24.4</b>	<b>-\$16.6</b>	<b>\$0.0</b>	<b>\$0.0</b>	<b>\$7.8</b>
<b>TOTAL FROM PAGE 1</b>	<b>\$24,380.0</b>	<b>\$3,069.7</b>	<b>\$0.0</b>	<b>\$1.5</b>	<b>\$3,071.2</b>	<b>-\$984.4</b>	<b>-\$256.9</b>	<b>-\$1.5</b>	<b>\$1,828.4</b>
<b>GRAND TOTAL</b>	<b>\$42,480.0</b>	<b>\$3,094.0</b>	<b>\$0.0</b>	<b>\$1.5</b>	<b>\$3,095.5</b>	<b>-\$1,001.0</b>	<b>-\$256.9</b>	<b>-\$1.5</b>	<b>\$1,836.1</b>

**Full-Day Kindergarten Facilities Grant Program (FDKFGP)**

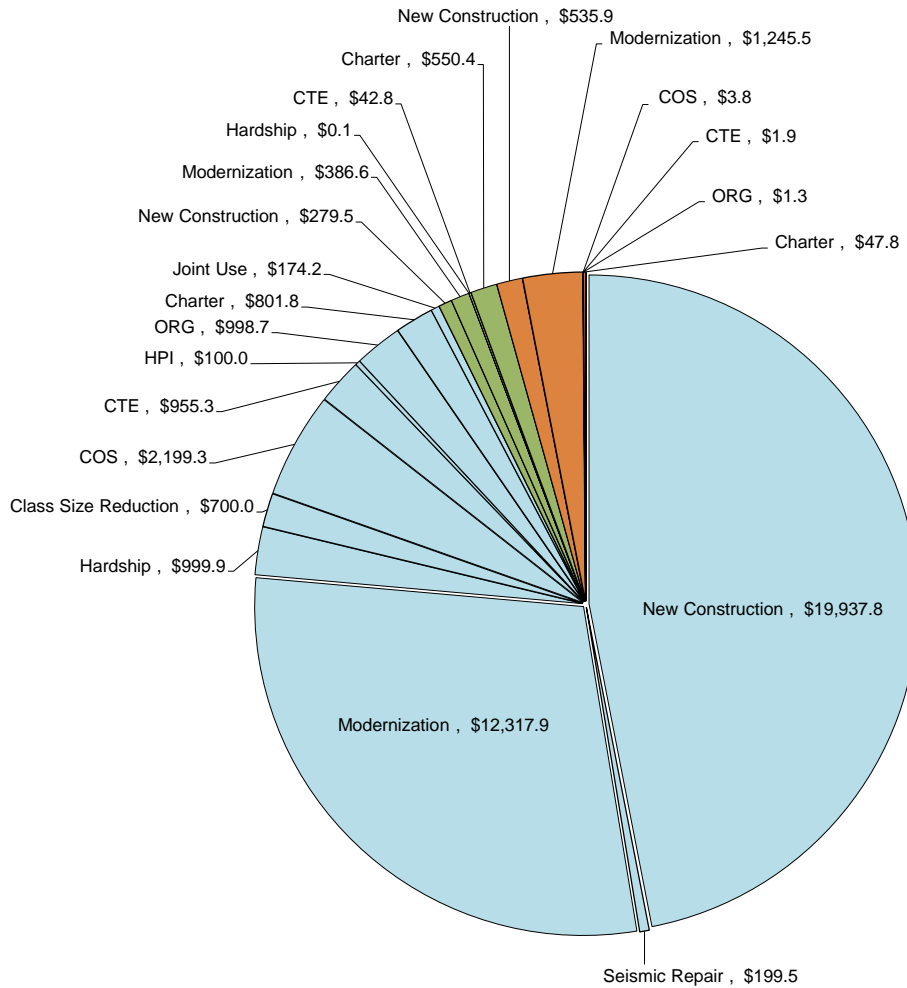
Program	Appropriation	Remaining Authority as of April 28, 2021	Estimated Approvals for May 26, 2021	Miscellaneous Adjustments for May 26, 2021	Remaining Authority as of May 26, 2021
Chapter 32, Statutes of 2018 (AB 1808) - Full-Day Kindergarten (FY 18/19)	\$100.0	\$1.4	-\$0.9		\$0.5
<b>TOTAL</b>	<b>\$100.0</b>	<b>\$1.4</b>	<b>-\$0.9</b>	<b>\$0.0</b>	<b>\$0.5</b>

A. Balance of Bonding Authority Excludes Unfunded Approvals.

B. Total authority is not available at this time due to outstanding accounts receivable. For Proposition 47, \$563,901.03 for New Construction.

# Proposition 51, 1D, 55, 47, and 1A Bond Authority - \$42.480 billion

(in millions of dollars)



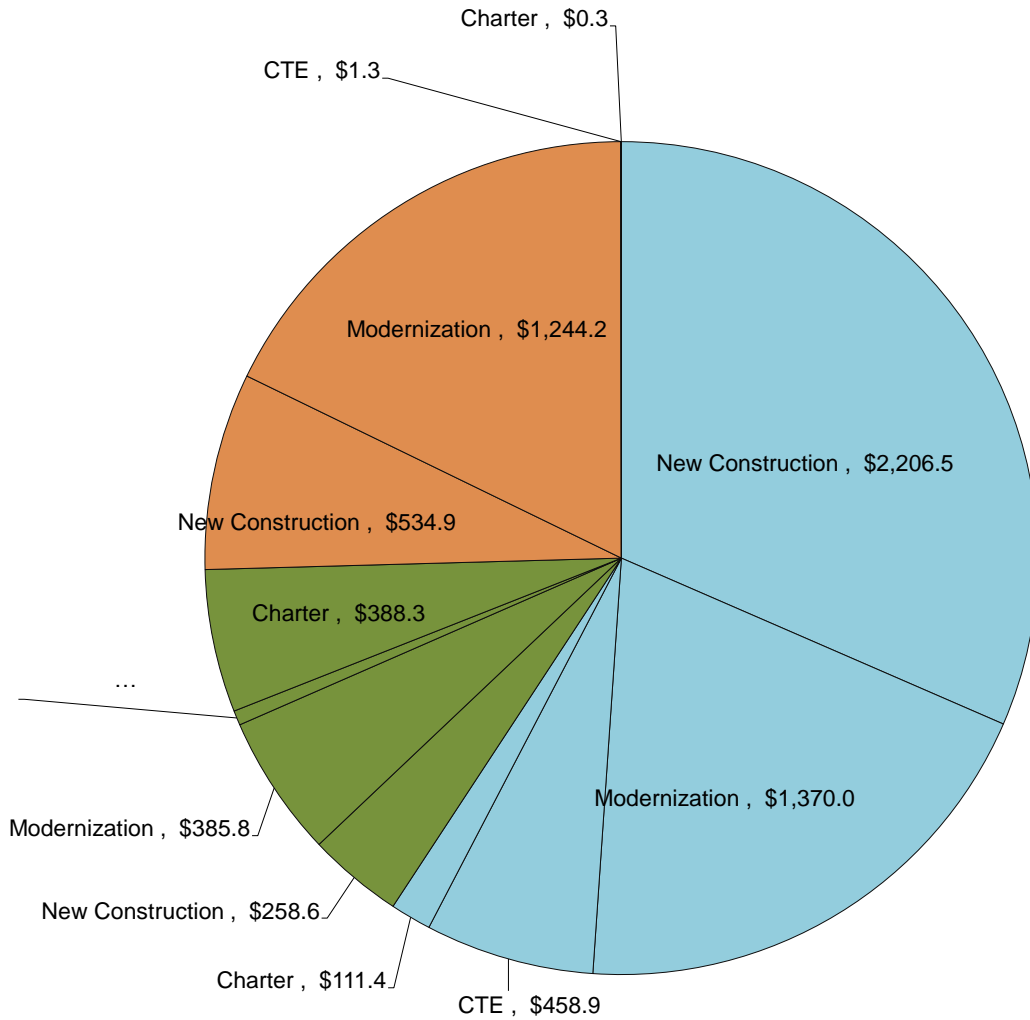
Proposition 51, 1D, 55, 47, and 1A Totals		
New Construction*	\$ 19,937.8	
Seismic Repair	\$ 199.5	
Modernization	\$ 12,317.9	
Hardship	\$ 999.9	
Class Size Reduction	\$ 700.0	
COS	\$ 2,199.3	
CTE	\$ 955.3	
HPI	\$ 100.0	
ORG	\$ 998.7	
Charter	\$ 801.8	
Joint Use	\$ 174.2	
<b>Apportioned</b>	<b>\$ 39,384.4</b>	<b>92.7%</b>
New Construction	\$ 279.5	
Seismic Repair	\$ -	
Modernization	\$ 386.6	
Hardship	\$ 0.1	
Class Size Reduction	\$ -	
COS	\$ -	
CTE	\$ 42.8	
HPI	\$ -	
ORG	\$ -	
Charter	\$ 550.4	
Joint Use	\$ -	
<b>Unfunded Approvals</b>	<b>\$ 1,259.4</b>	<b>3.0%</b>
New Construction	\$ 535.9	
Seismic Repair	\$ -	
Modernization	\$ 1,245.5	
Hardship	\$ -	
Class Size Reduction	\$ -	
COS	\$ 3.8	
CTE	\$ 1.9	
HPI	\$ -	
ORG	\$ 1.3	
Charter	\$ 47.8	
Joint Use	\$ -	
<b>Remaining Bond Authority</b>	<b>\$ 1,836.2</b>	<b>4.3%</b>
<b>Grand Total</b>	<b>\$ 42,480</b>	<b>100.0%</b>

\*Includes Energy Efficiency, Small High Schools, Seismic Repair, and the transfer of Critically Overcrowded School Facilities Program Funds to New Construction (\$700 million and \$68.1 million from Prop. 47; \$268.8 million, \$318.3 million, \$225 million, \$211.7 million, \$145 million, and \$30.4 million from Prop. 55). Also, Prop 55 includes \$5.8 million from the Lease Purchase Program on October 6, 2010.

# Proposition 51

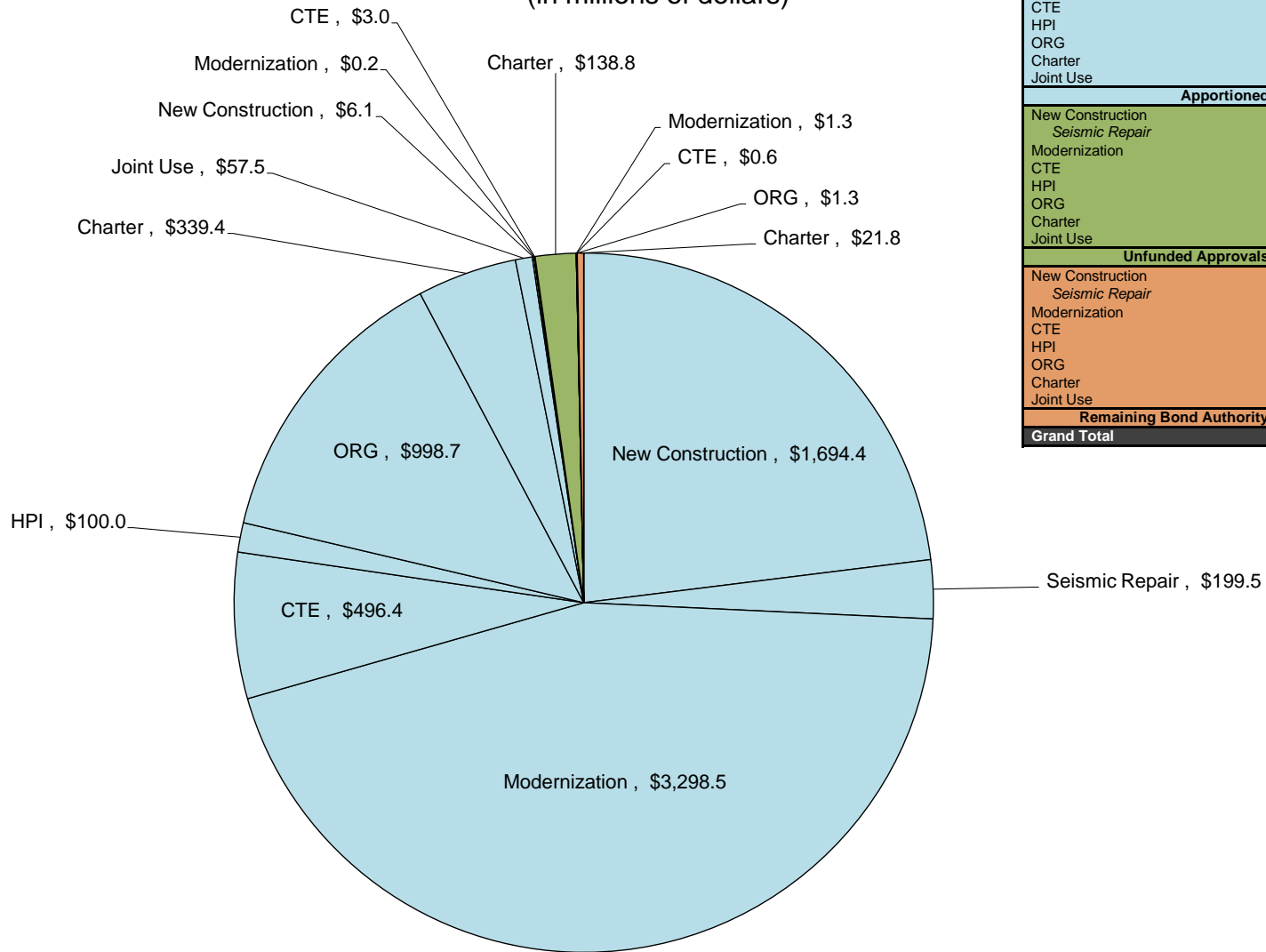
## Bond Authority - \$7.000 billion

(in millions of dollars)



Proposition 51 Totals		
New Construction	\$ 2,206.5	
Modernization	\$ 1,370.0	
CTE	\$ 458.9	
Charter	\$ 111.4	
<b>Apportioned</b>	<b>\$ 4,146.8</b>	<b>59.2%</b>
New Construction	\$ 258.6	
Modernization	\$ 385.8	
CTE	\$ 39.8	
Charter	\$ 388.3	
<b>Unfunded Approvals</b>	<b>\$ 1,072.5</b>	<b>15.3%</b>
New Construction	\$ 534.9	
Modernization	\$ 1,244.2	
CTE	\$ 1.3	
Charter	\$ 0.3	
<b>Remaining Bond Authority</b>	<b>\$ 1,780.7</b>	<b>25.4%</b>
<b>Grand Total</b>	<b>\$ 7,000</b>	<b>100.0%</b>

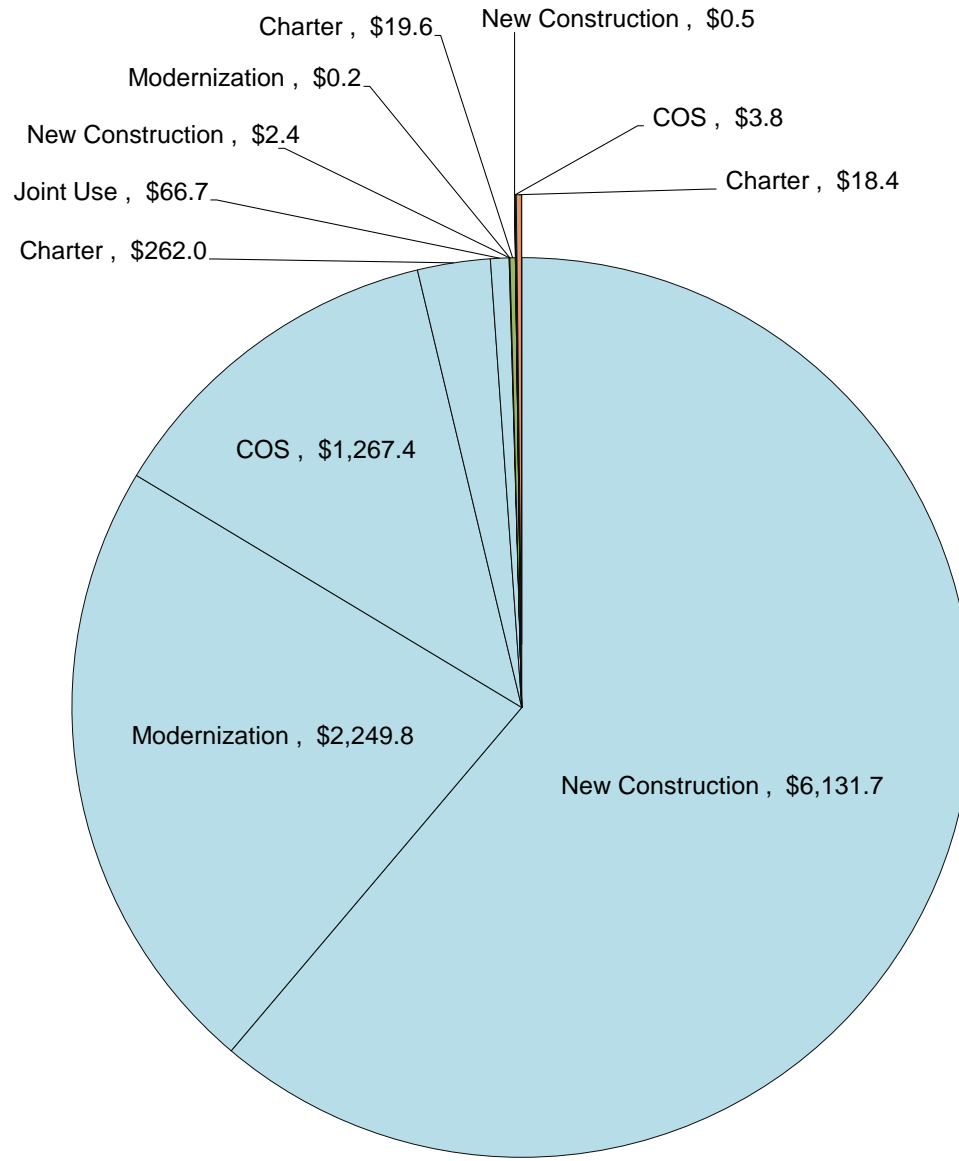
# Proposition 1D Bond Authority - \$7.358 billion (in millions of dollars)



Proposition 1D Totals		
New Construction	\$	1,694.4
<i>Seismic Repair</i>	\$	199.5
Modernization	\$	3,298.5
CTE	\$	496.4
HPI	\$	100.0
ORG	\$	998.7
Charter	\$	339.4
Joint Use	\$	57.5
<b>Apportioned</b>	<b>\$</b>	<b>7,184.4</b>
		<b>97.6%</b>
New Construction	\$	6.1
<i>Seismic Repair</i>	\$	-
Modernization	\$	0.2
CTE	\$	3.0
HPI	\$	-
ORG	\$	-
Charter	\$	138.8
Joint Use	\$	-
<b>Unfunded Approvals</b>	<b>\$</b>	<b>148.1</b>
		<b>2.0%</b>
New Construction	\$	-
<i>Seismic Repair</i>	\$	-
Modernization	\$	1.3
CTE	\$	0.6
HPI	\$	-
ORG	\$	1.3
Charter	\$	21.8
Joint Use	\$	-
<b>Remaining Bond Authority</b>	<b>\$</b>	<b>25.0</b>
		<b>0.3%</b>
<b>Grand Total</b>	<b>\$</b>	<b>7,358</b>
		<b>100.0%</b>

# Proposition 55 Bond Authority - \$10.023 billion

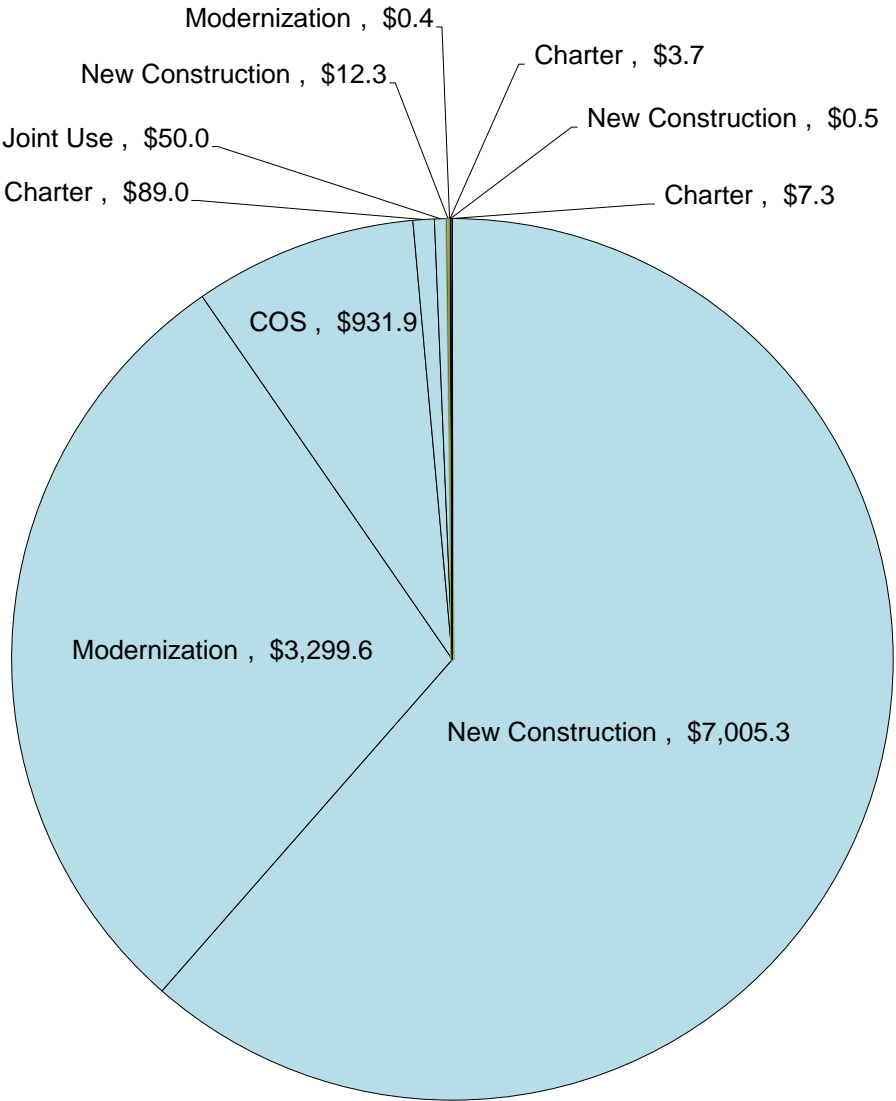
(in millions of dollars)



Proposition 55 Totals		
New Construction	\$ 6,131.7	
Modernization	\$ 2,249.8	
COS	\$ 1,267.4	
Charter	\$ 262.0	
Joint Use	\$ 66.7	
<b>Apportioned</b>	<b>\$ 9,977.6</b>	<b>99.6%</b>
New Construction	\$ 2.4	
Modernization	\$ 0.2	
COS	\$ -	
Charter	\$ 19.6	
Joint Use	\$ -	
<b>Unfunded Approvals</b>	<b>\$ 22.2</b>	<b>0.2%</b>
New Construction	\$ 0.5	
Modernization	\$ -	
COS	\$ 3.8	
Charter	\$ 18.4	
Joint Use	\$ -	
<b>Remaining Bond Authority</b>	<b>\$ 22.7</b>	<b>0.2%</b>
<b>Grand Total</b>	<b>\$ 10,023</b>	<b>100.0%</b>

# Proposition 47 Bond Authority - \$11.400 billion

(in millions of dollars )

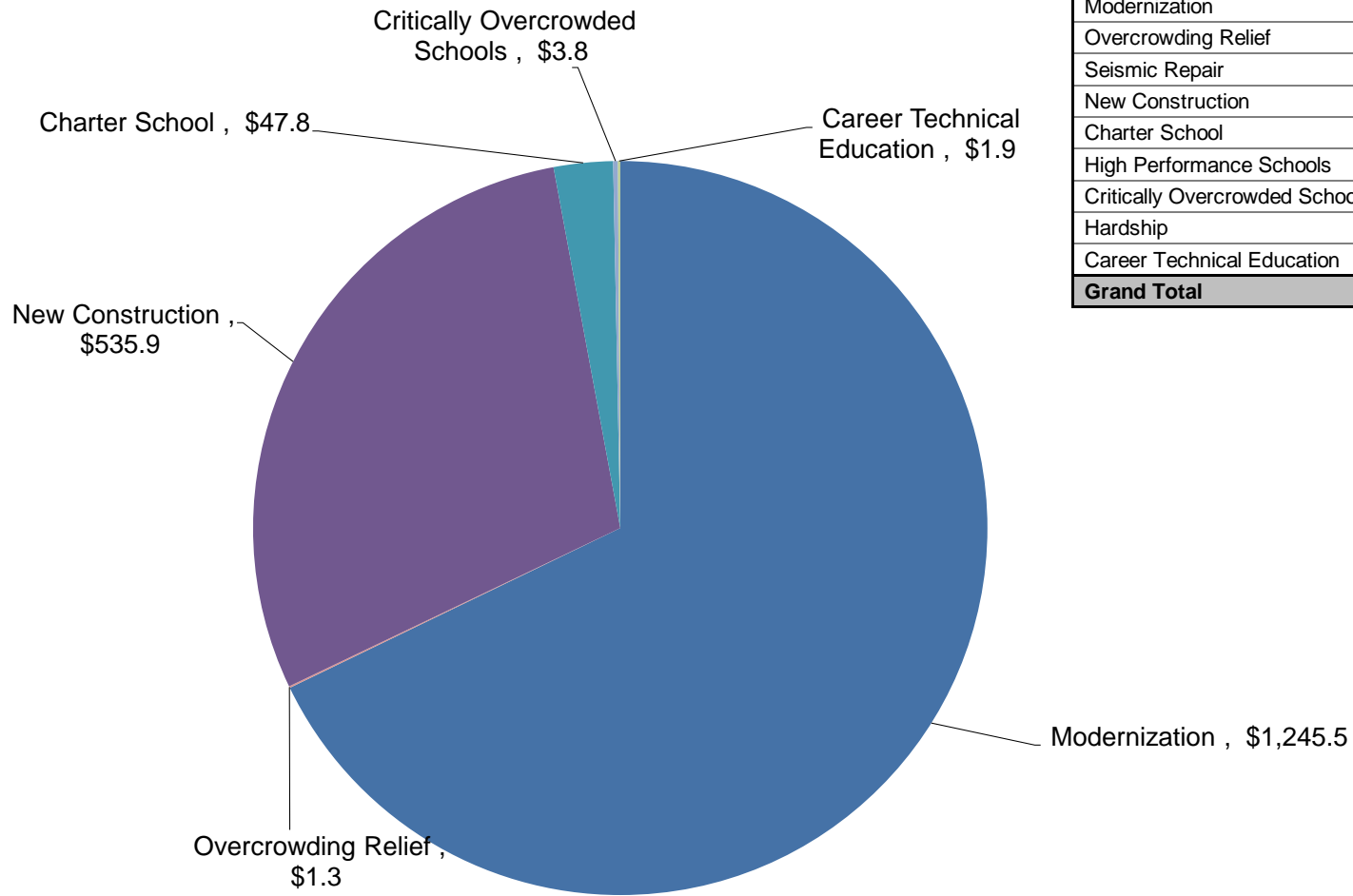


Proposition 47 Totals		
New Construction	\$ 7,005.3	
Modernization	\$ 3,299.6	
COS	\$ 931.9	
Charter	\$ 89.0	
Joint Use	\$ 50.0	
<b>Apportioned</b>	<b>\$ 11,375.8</b>	<b>99.8%</b>
New Construction	\$ 12.3	
Modernization	\$ 0.4	
COS	\$ -	
Charter	\$ 3.7	
Joint Use	\$ -	
<b>Unfunded Approvals</b>	<b>\$ 16.4</b>	<b>0.1%</b>
New Construction	\$ 0.5	
Modernization	\$ -	
COS	\$ -	
Charter	\$ 7.3	
Joint Use	\$ -	
<b>Remaining Bond Authority</b>	<b>\$ 7.8</b>	<b>0.1%</b>
<b>Grand Total</b>	<b>\$ 11,400</b>	<b>100.0%</b>



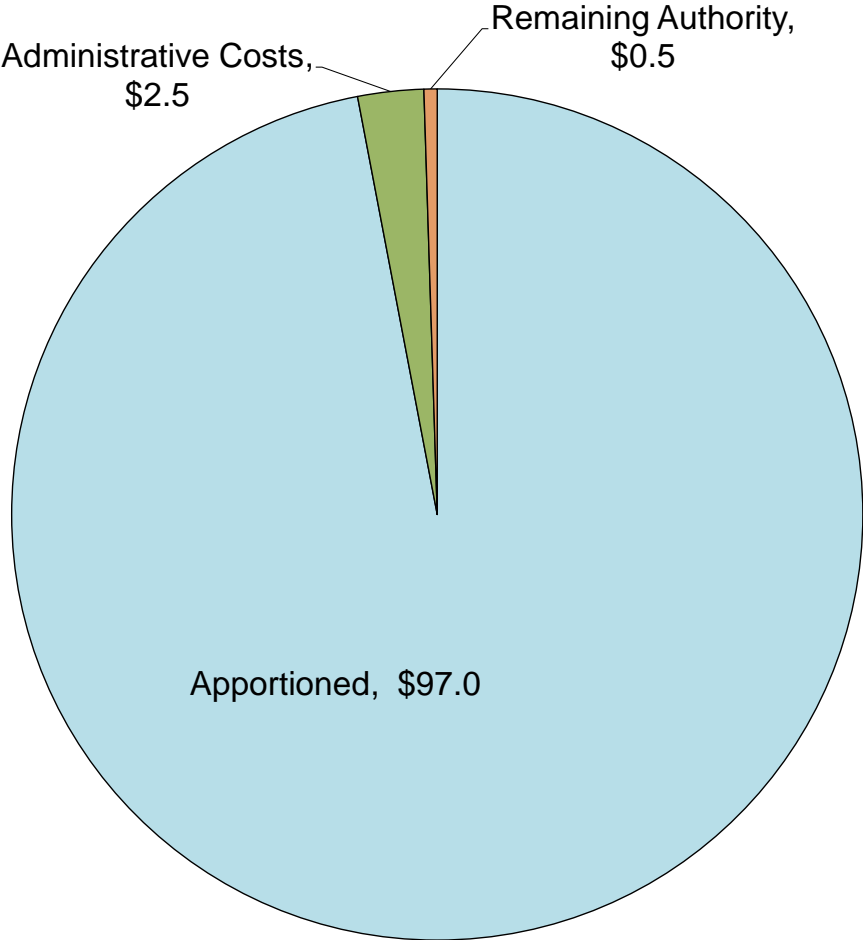
# Remaining Bond Authority - \$1,836.2 million

(by program, in millions)  
As of May 26, 2021 SAB

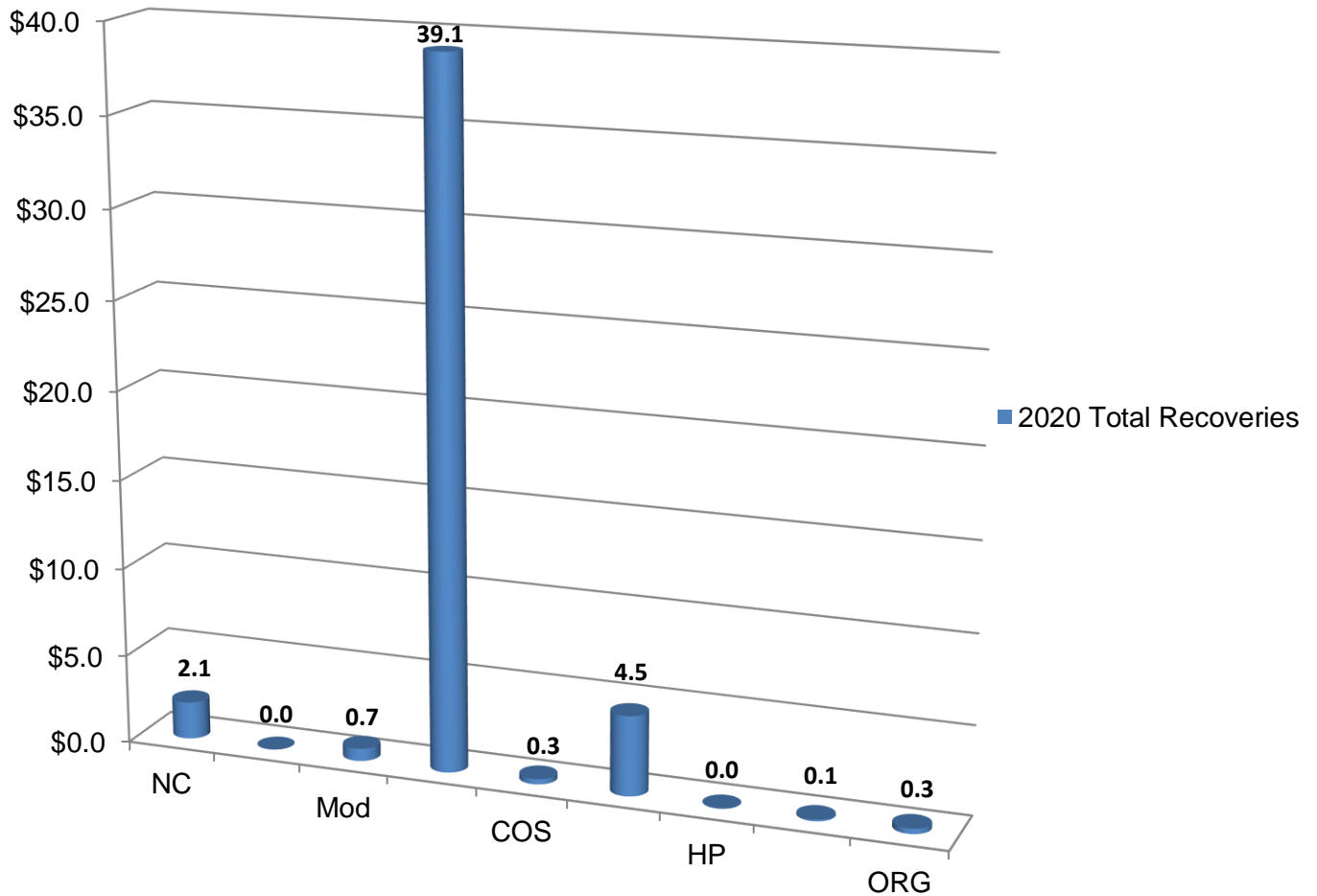


Remaining Bond Authority (in millions)	
Modernization	\$ 1,245.5
Overcrowding Relief	\$ 1.3
Seismic Repair	\$ -
New Construction	\$ 535.9
Charter School	\$ 47.8
High Performance Schools	\$ -
Critically Overcrowded Schools	\$ 3.8
Hardship	\$ -
Career Technical Education	\$ 1.9
<b>Grand Total</b>	<b>\$ 1,836.2</b>

Full-Day Kindergarten Facilities Grant Program (FDKFGP)  
FY 2018/2019  
Authority - \$100 million



## Fund Recoveries\* – 2020 (Totals represented in millions of dollars)



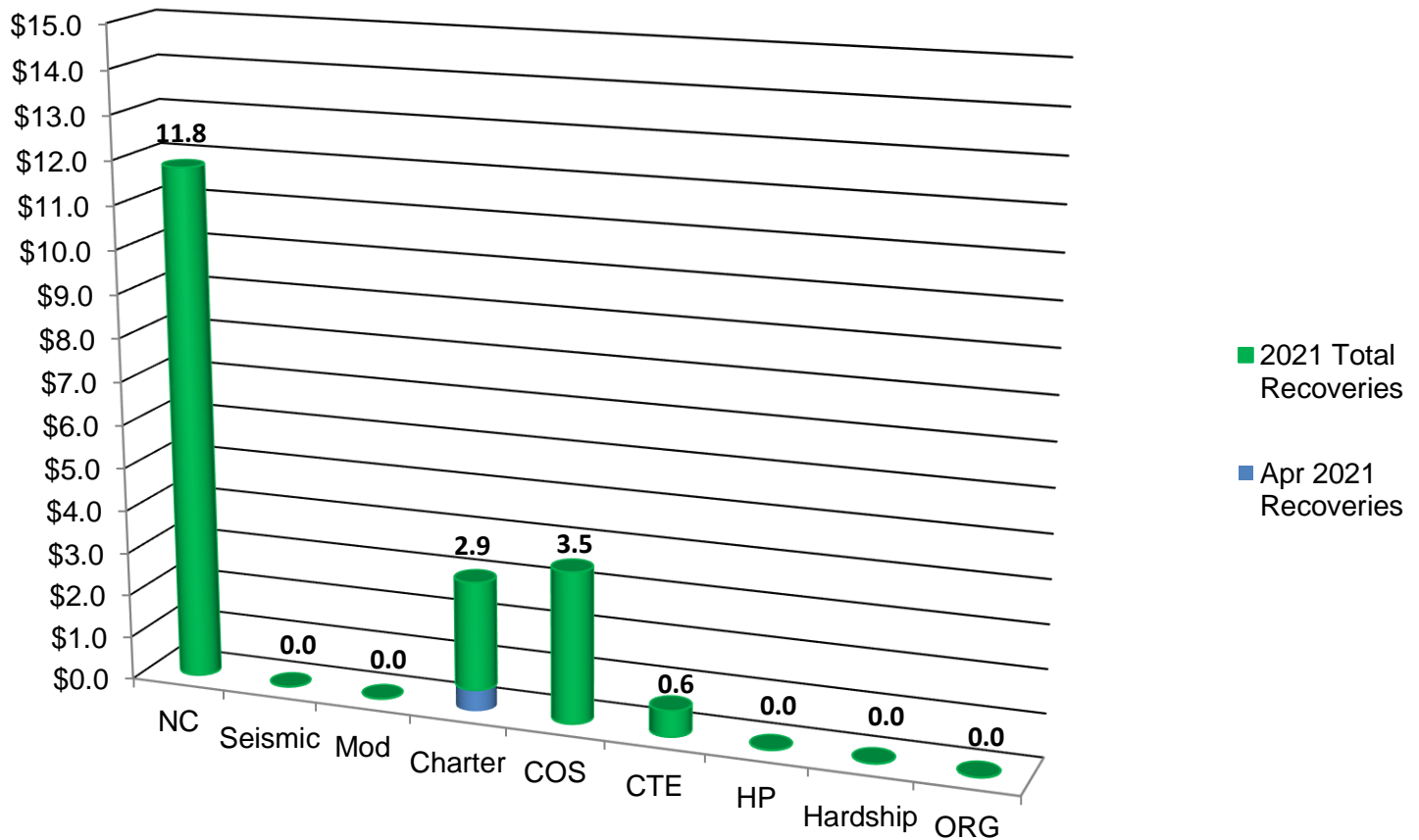
	2020 Totals**
NC	\$2,134,812
<i>Seismic</i>	\$0
Modernization	\$652,438
Charter	\$39,076,071
COS	\$318,265
CTE	\$4,512,998
HP	\$0
Hardship	\$100,159
ORG	\$289,917
<b>Total</b>	<b>\$47,084,660</b>

\*Includes bond proceeds returned (authority may not be available) to the program through reductions to cost incurred, close-outs, loan repayments, rescissions and special education local plan area transfers.

\*\* 2020 Totals does not reflect any reallocation of authority. For current availability of bond authority, see Status of Funds.

# Fund Recoveries\* – as of April 28, 2021 SAB

(Totals represented in millions of dollars)



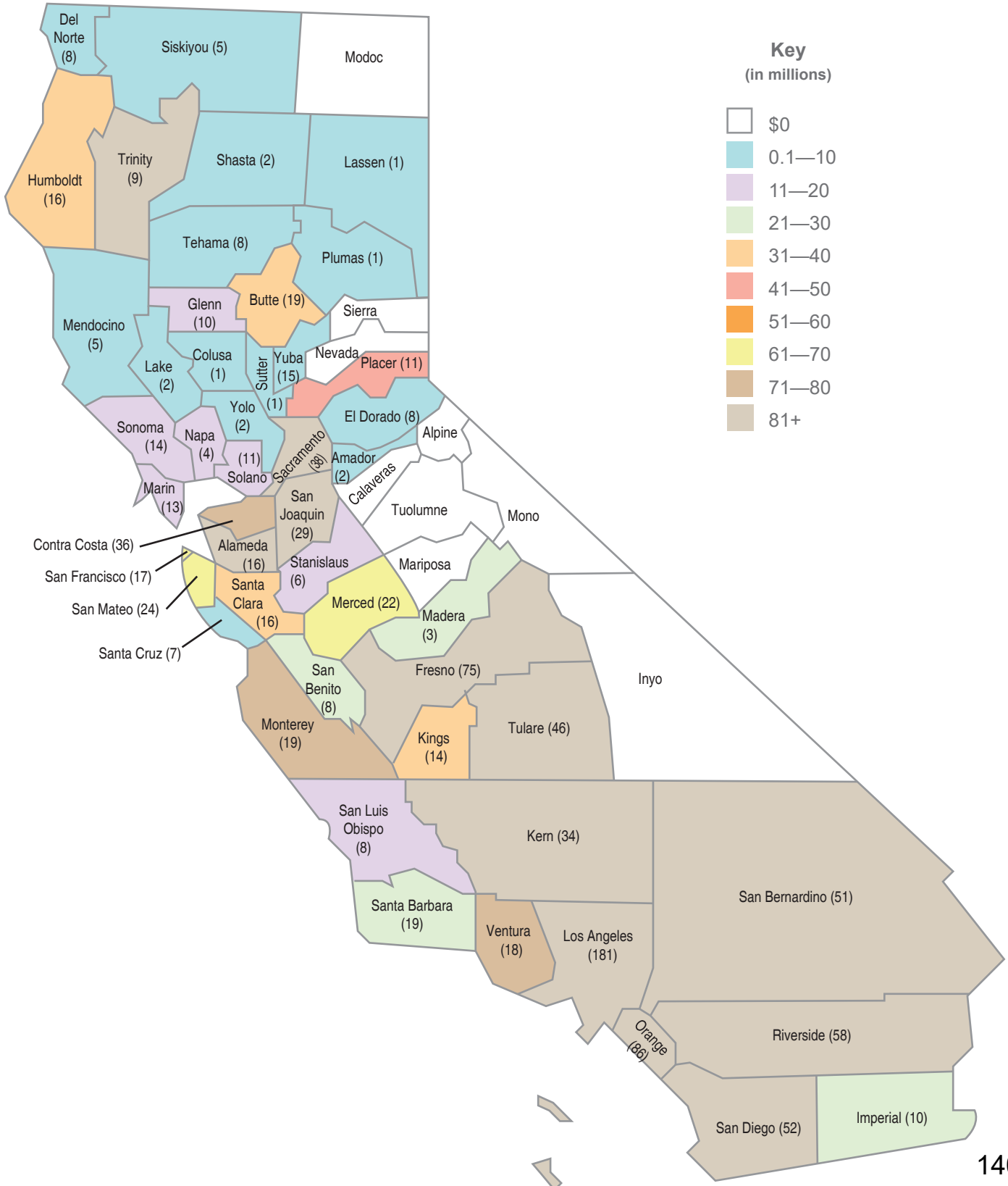
April 2021	1A	47	55	1D	51	April Totals	2021 Totals**
NC	\$0	\$0	\$0	\$0	\$0	\$0	\$11,793,400
Seismic	\$0	\$0	\$0	\$0	\$0	\$0	\$0
Modernization	\$0	\$0	\$0	\$0	\$0	\$0	\$0
Charter	\$0	\$98,724	\$168,239	\$196,109	\$0	\$463,072	\$2,955,272
COS	\$0	\$0	\$0	\$0	\$0	\$0	\$3,549,381
CTE	\$0	\$0	\$0	\$0	\$0	\$0	\$625,359
HP	\$0	\$0	\$0	\$0	\$0	\$0	\$0
Hardship	\$0	\$0	\$0	\$0	\$0	\$0	\$0
ORG	\$0	\$0	\$0	\$0	\$0	\$0	\$0
<b>Total</b>						<b>\$463,072</b>	<b>\$18,923,412</b>

\*Includes bond proceeds returned (authority may not be available) to the program through reductions to cost incurred, close-outs, loan repayments, rescissions, and special education local plan area transfers.

\*\* 2021 Totals does not reflect any reallocation of authority. For current availability of bond authority, see Status of Funds.

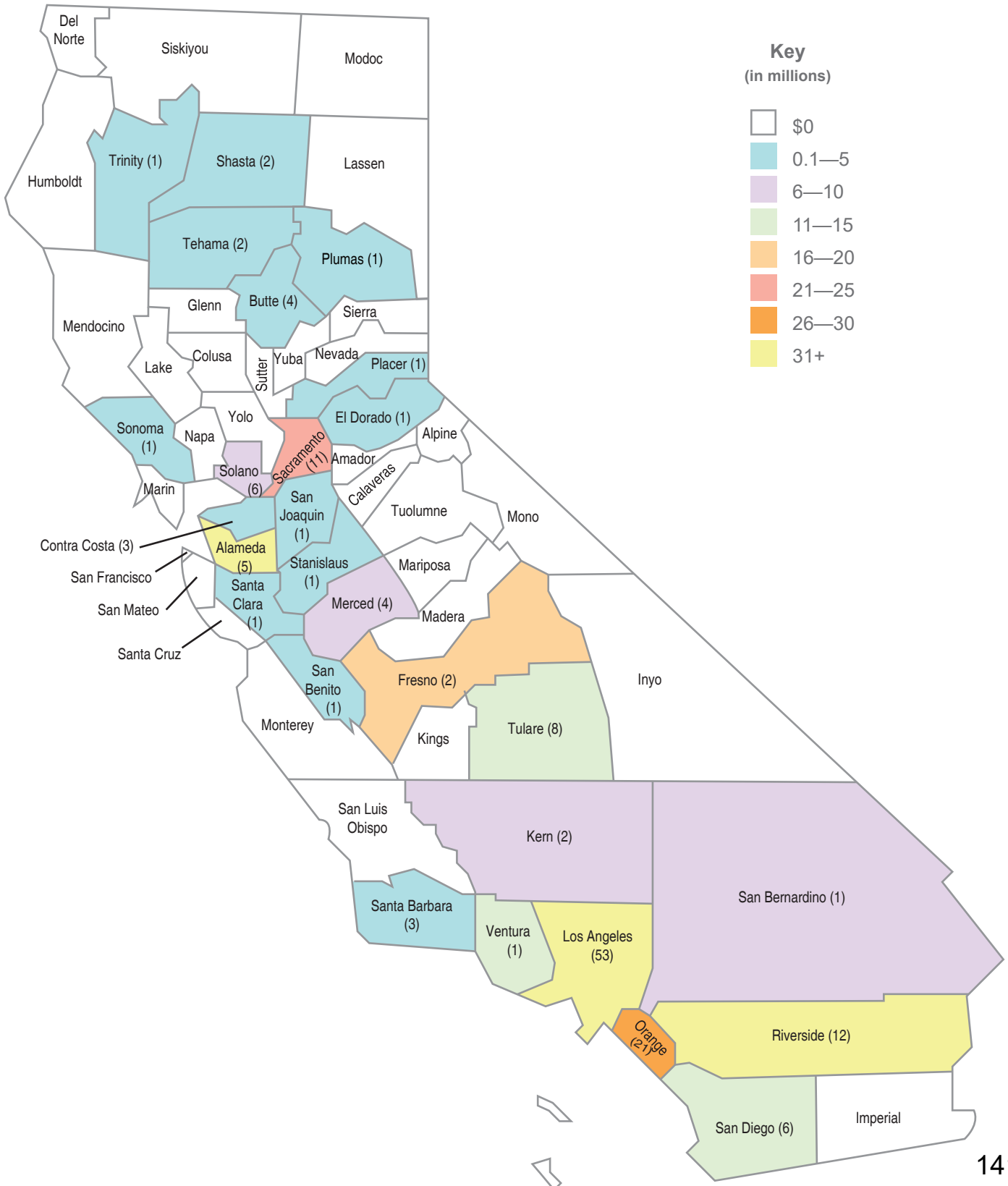
# School Facility Program Proposition 51 Apportionments by County

The graphic below displays the amount Apportioned (\$3,538.1 million) for 1,058 School Facility Program projects from 312 school districts as of April 30, 2021. The data includes only bond authority provided by Proposition 51 approved by voters in November 2016.



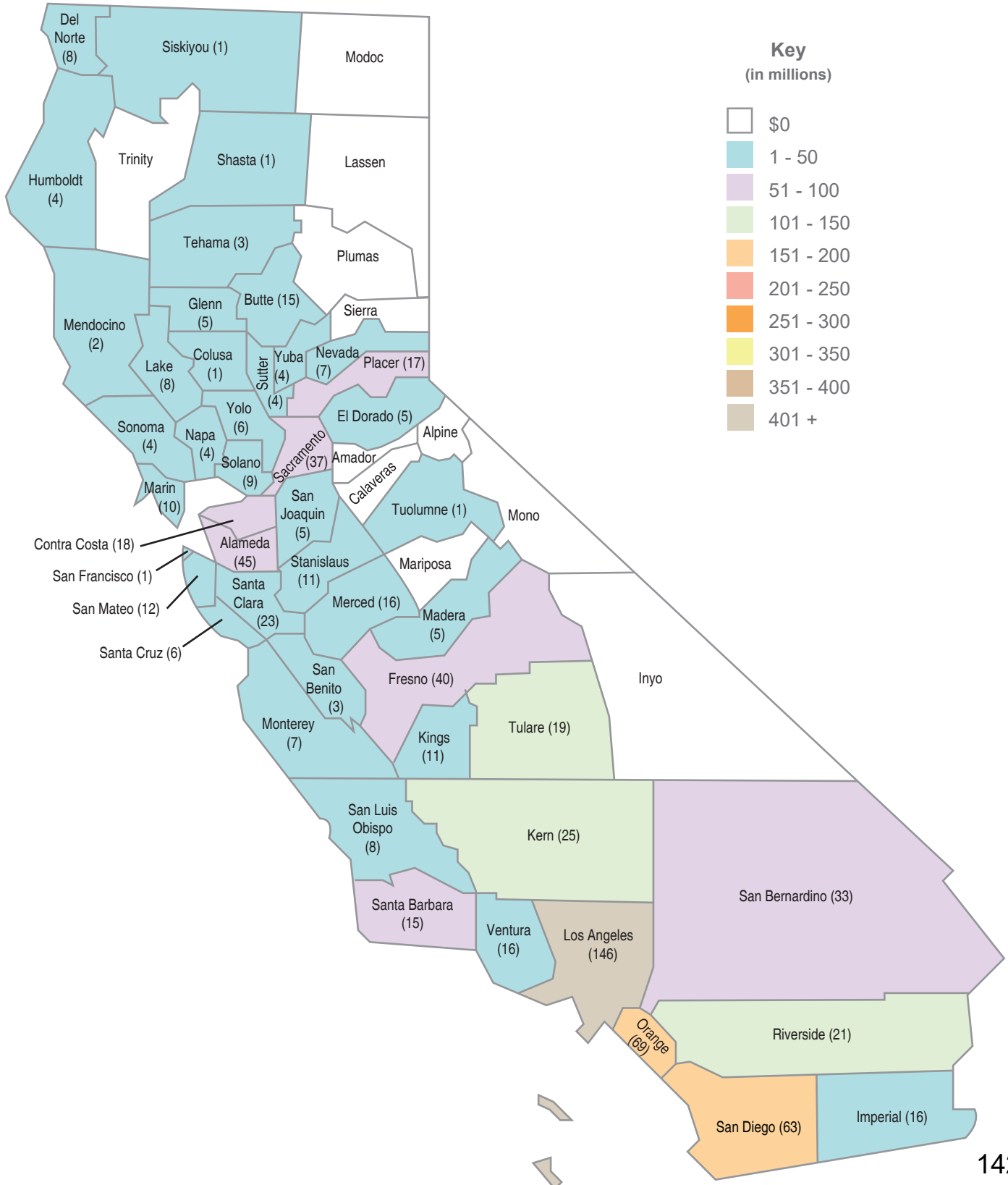
## School Facility Program Proposition 51 Unfunded Approvals by County

The graphic below displays the amount of Unfunded Approvals (\$401.8 million) for 157 School Facility Program projects from 63 school districts as of April 30, 2021. The data includes only bond authority provided by Proposition 51 approved by voters in November 2016.



## School Facility Program Proposition 51 Current Workload by County

The graphic below displays the Office of Public School Construction's Workload List for New Construction and Modernization (\$2,180.6 million) for 790 School Facility Program projects from 242 school districts as of April 30, 2021. The projects are anticipated to be allocated from bond authority provided by Proposition 51 approved by voters in November 2016.



# Proposition 51 Distribution

As of 4/30/2021

County	<u>Apportioned</u> Project Count	<u>Apportioned</u> Dollar Amount	<u>Unfunded</u> Project Count	<u>Unfunded</u> Dollar Amount	<u>Workload</u> Project Count	<u>Workload</u> Dollar Amount
Alameda	16	\$119,847,185.75	5	\$45,155,285.00	45	\$96,441,992.20
Alpine	0		0		0	
Amador	2	\$5,892,241.00	0		0	
Butte	19	\$34,490,077.20	4	\$2,121,362.00	15	\$26,358,200.40
Calaveras	0		0		0	
Colusa	1	\$1,640,446.00	0		1	\$1,771,024.80
Contra Costa	36	\$76,121,072.78	3	\$4,971,328.67	18	\$54,323,704.20
Del Norte	8	\$2,365,836.60	0		8	\$3,274,037.55
El Dorado	8	\$8,104,941.00	1	\$3,248,364.00	5	\$11,965,437.40
Fresno	75	\$221,973,611.63	2	\$18,405,671.00	40	\$89,149,307.05
Glenn	10	\$15,379,628.00	0		5	\$7,070,921.80
Humboldt	16	\$33,482,135.00	0		4	\$1,562,312.25
Imperial	10	\$28,836,139.00	0		16	\$39,059,415.65
Inyo	0		0		0	
Kern	34	\$139,138,435.93	2	\$6,222,578.00	25	\$136,825,443.45
Kings	14	\$31,965,210.00	0		11	\$17,999,795.40
Lake	2	\$1,372,524.00	0		8	\$10,750,448.20
Lassen	1	\$38,056.00	0		0	
Los Angeles	181	\$531,013,637.06	53	\$121,400,476.00	146	\$410,244,902.20
Madera	3	\$25,200,315.00	0		5	\$41,671,783.70
Marin	13	\$18,768,897.00	0		10	\$16,596,665.20
Mariposa	0		0		0	
Mendocino	5	\$4,236,337.00	0		2	\$2,557,723.20
Merced	22	\$66,380,570.00	4	\$8,027,912.00	16	\$32,754,297.20
Modoc	0		0		0	
Mono	0		0		0	
Monterey	19	\$73,513,930.17	0		7	\$10,692,674.80
Napa	4	\$20,906,843.78	0		4	\$5,161,108.00
Nevada	0		0		7	\$6,996,559.95
Orange	86	\$522,966,220.75	21	\$30,413,220.00	69	\$193,196,351.24
Placer	11	\$45,878,625.00	1	\$914,347.00	17	\$99,743,301.40
Plumas	1	\$526,164.00	1	\$2,125,659.00	0	
Riverside	58	\$232,923,097.02	12	\$59,397,020.00	21	\$109,227,922.60
Sacramento	38	\$138,781,209.96	11	\$22,122,540.00	37	\$85,675,737.00
San Benito	8	\$25,539,053.57	1	\$5,213,674.00	3	\$6,770,368.80
San Bernardino	51	\$171,243,731.66	3	\$5,849,614.85	33	\$85,091,789.60
San Diego	52	\$274,272,421.88	6	\$15,009,105.00	63	\$157,190,526.10
San Francisco	17	\$69,368,232.11	0		1	\$1,522,603.20
San Joaquin	29	\$99,846,765.58	1	\$1,867,320.00	5	\$22,569,215.80
San Luis Obispo	8	\$18,172,481.32	0		8	\$15,299,349.00
San Mateo	24	\$63,817,664.00	0		12	\$33,115,205.20
Santa Barbara	19	\$29,129,452.50	3	\$4,311,184.00	15	\$57,659,517.76
Santa Clara	16	\$39,144,360.41	1	\$747,094.00	23	\$34,873,520.40
Santa Cruz	7	\$10,399,137.00	0		6	\$6,326,146.80
Shasta	2	\$3,016,150.00	2	\$1,834,309.00	1	\$796,401.00
Sierra	0		0		0	
Siskiyou	5	\$4,584,906.00	0		1	\$979,258.00
Solano	7	\$11,008,776.00	6	\$9,630,101.00	9	\$25,291,518.80



# Proposition 51 Distribution

As of 4/30/2021

County	<u>Apportioned</u> Project Count	<u>Apportioned</u> Dollar Amount	<u>Unfunded</u> Project Count	<u>Unfunded</u> Dollar Amount	<u>Workload</u> Project Count	<u>Workload</u> Dollar Amount
<b>Sonoma</b>	14	\$15,549,416.00	1	\$1,127,932.00	4	\$10,554,196.80
<b>Stanislaus</b>	6	\$12,922,970.00	1	\$2,184,128.00	11	\$13,878,329.62
<b>Sutter</b>	1	\$2,527,280.00	0		4	\$4,164,820.80
<b>Tehama</b>	8	\$6,965,218.29	2	\$265,523.00	3	\$18,071,104.20
<b>Trinity</b>	9	\$82,121,777.79	1	\$2,319,401.00	0	
<b>Tulare</b>	47	\$119,896,869.40	8	\$14,207,028.00	19	\$136,260,179.95
<b>Tuolumne</b>	0		0		1	\$1,990,027.20
<b>Ventura</b>	18	\$73,135,192.00	1	\$12,731,564.00	16	\$22,380,644.40
<b>Yolo</b>	2	\$1,820,253.00	0		6	\$10,417,233.20
<b>Yuba</b>	15	\$1,861,917.00	0		4	\$4,374,651.20
<b>Total</b>	<b>1,058</b>	<b>\$3,538,087,412.14</b>	<b>157</b>	<b>\$401,823,740.52</b>	<b>790</b>	<b>\$2,180,647,674.67</b>

# School Facility Program Bond Authority from Proposition 51

(in millions of dollars, as of April 30, 2021)

## New Construction

### Legend

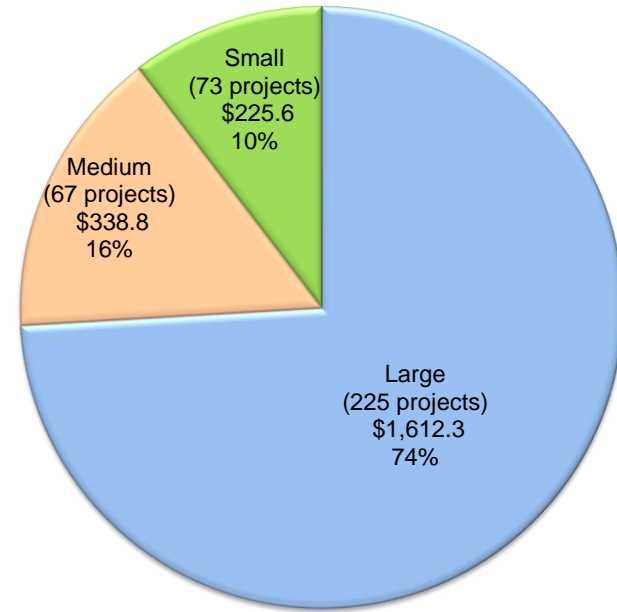
Small School Districts – ADA < 2,500 pupils

Medium School Districts – ADA > 2,500 pupils < 10,000 pupils

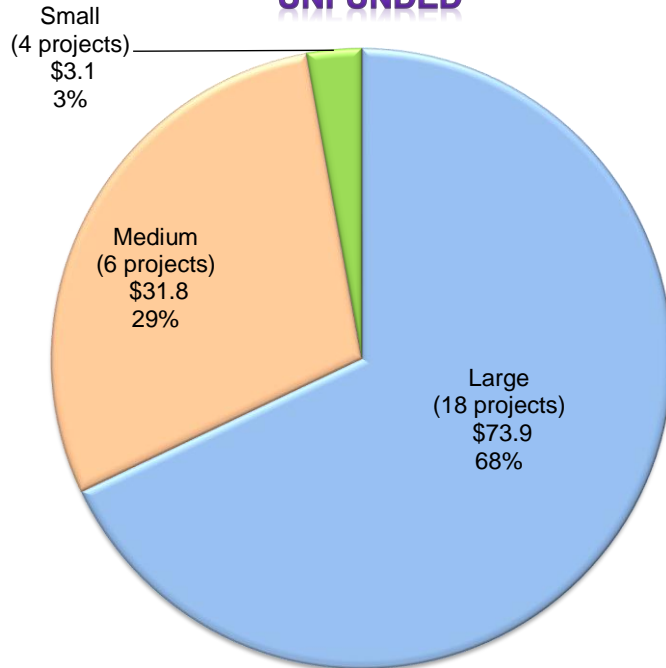
Large School Districts – ADA > 10,000 pupils

District Size (based on 2019/20 Enrollment)  
 (# of projects)  
 (in millions)

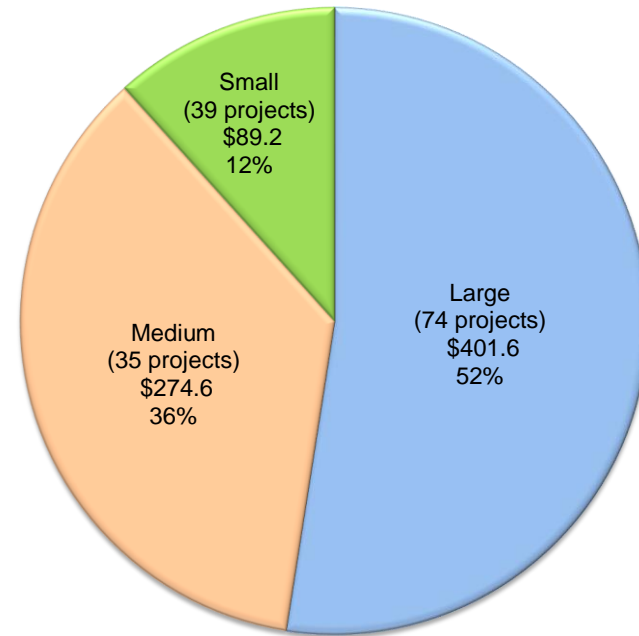
### APPORTIONED



### UNFUNDED



### CURRENT WORKLOAD



# School Facility Program Bond Authority from Proposition 51

(in millions of dollars, as of April 30, 2021)

## Modernization

### Legend

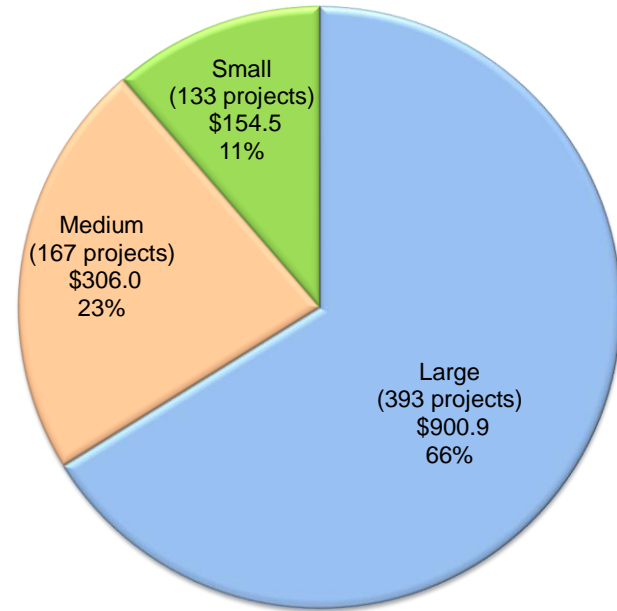
Small School Districts – ADA < 2,500 pupils

Medium School Districts – ADA > 2,500 pupils < 10,000 pupils

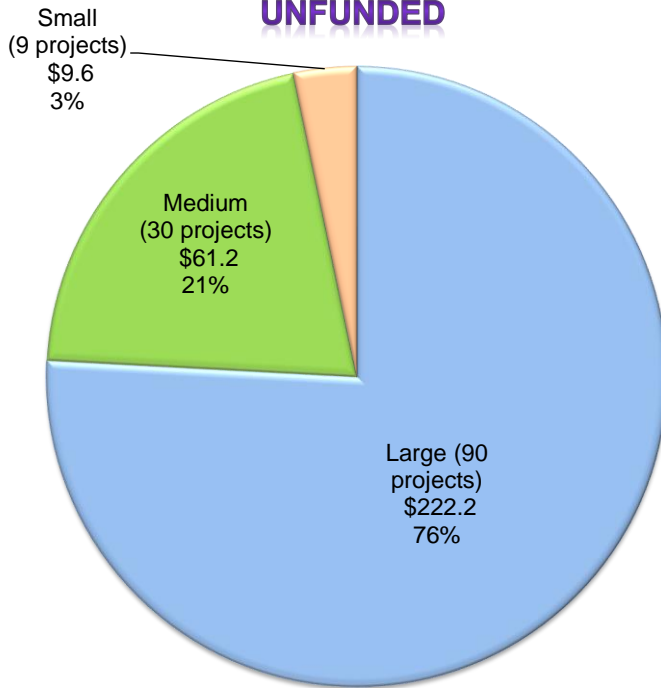
Large School Districts – ADA > 10,000 pupils

District Size (based on 2019/20 Enrollment)  
 (# of projects)  
 (in millions)

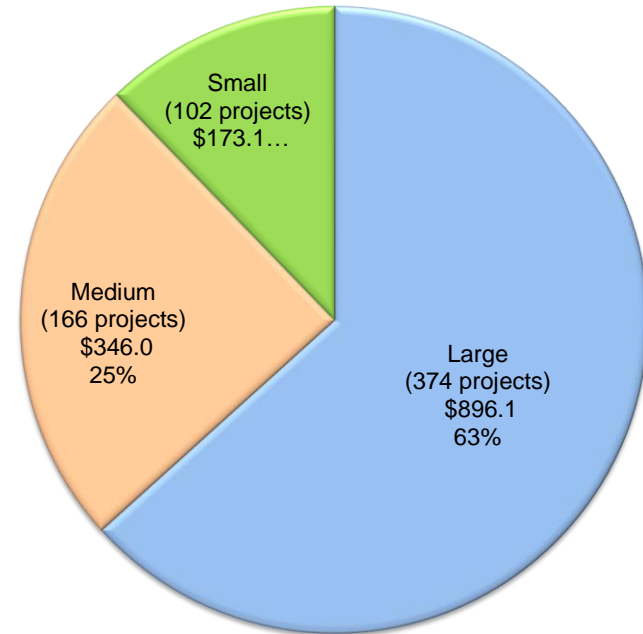
### APPORTIONED



### UNFUNDED



### CURRENT WORKLOAD



## Unique School Districts (USD) Receiving Proposition 51 Funds (As of April 30, 2021)

### New Construction

2019/20 Enrollment	School Districts Statewide		
	#	%	Enrollment
<b>Small – ADA &lt; 2,500 pupils</b>	592	57%	419,625
<b>Medium – ADA &gt; 2,500 pupils &lt; 10,000 pupils</b>	267	26%	1,371,422
<b>Large – ADA &gt; 10,000 pupils</b>	175	17%	4,395,231
	1,034	100%	6,186,278

Apportioned					
# of USD	Enrollment	\$ Amount	By Size*	Size vs.	Students***
43	37,407	\$ 225,597,353	25.7%	4.2%	0.6%
50	272,210	\$ 338,845,516	29.9%	4.8%	4.4%
74	2,339,974	\$ 1,612,290,432	44.3%	7.2%	37.8%
167	2,649,591	\$ 2,176,733,301	100.0%	16.2%	42.8%

Unfunded					
# of USD	Enrollment	\$ Amount	By Size*	Size vs.	Students***
3	2,883	\$ 3,082,864	13.6%	0.3%	0.0%
6	33,703	\$ 31,779,778	27.3%	0.6%	0.5%
13	376,435	\$ 73,930,447	59.1%	1.3%	6.1%
22	413,021	\$ 108,793,089	100.0%	2.1%	6.7%

Workload					
# of USD	Enrollment	\$ Amount	By Size*	Size vs.	Students***
21	28,324	\$ 89,246,670	28.0%	2.0%	0.5%
24	136,431	\$ 274,572,875	32.0%	2.3%	2.2%
30	1,231,233	\$ 401,563,256	40.0%	2.9%	19.9%
75	1,395,988	\$ 765,382,801	100.0%	7.3%	22.6%

### Modernization

2019/20 Enrollment	School Districts Statewide		
	#	%	Enrollment
<b>Small – ADA &lt; 2,500 pupils</b>	592	57%	419,625
<b>Medium – ADA &gt; 2,500 pupils &lt; 10,000 pupils</b>	267	26%	1,371,422
<b>Large – ADA &gt; 10,000 pupils</b>	175	17%	4,395,231
	1,034	100%	6,186,278

Apportioned					
# of USD	Enrollment	\$ Amount	By Size*	Size vs.	Students**
85	78,550	\$ 154,475,645	34.8%	8.2%	1.3%
73	384,498	\$ 305,985,396	29.9%	7.1%	6.2%
86	2,776,737	\$ 900,893,070	35.2%	8.3%	44.9%
244	3,239,785	\$ 1,361,354,112	100.0%	23.6%	52.4%

Unfunded					
# of USD	Enrollment	\$ Amount	By Size*	Size vs.	Students**
9	6,562	\$ 9,604,081	18.4%	0.9%	0.1%
16	77,171	\$ 61,178,263	32.7%	1.5%	1.2%
24	1,304,581	\$ 222,248,308	49.0%	2.3%	21.1%
49	1,388,314	\$ 293,030,652	100.0%	4.7%	22.4%

Workload					
# of USD	Enrollment	\$ Amount	By Size*	Size vs.	Students**
68	70,814	\$ 173,073,428	32.9%	6.6%	1.1%
63	342,464	\$ 346,044,757	30.4%	6.1%	5.5%
76	2,676,975	\$ 896,146,689	36.7%	7.4%	43.3%
207	3,090,253	\$ 1,415,264,873	100.0%	20.0%	50.0%

\*Percentage of funding to small, medium or large school districts

\*\* Percentage of funding to small, medium, and large school district vs. all school districts statewide

\*\*\*Percentage of students statewide

THE TIPTON ELEMENTARY SCHOOL DISTRICT  
APPEAL ITEM  
PROJECT NUMBER 50/72215-00-002  
HAS BEEN WITHDRAWN

**TENTATIVE WORKLOAD**

June 2021

**ACTION ITEMS**

Charter School Facilities Program – Successor Charter School Regulations

**REPORTS, DISCUSSION and INFORMATION ITEMS**

Standard Information Items

**FINANCIAL REPORTS**

Status of Fund Releases

Status of Funds

---

**TENTATIVE WORKLOAD**

August 2021

**ACTION ITEMS**

School Facility Program – COVID-19 Impacts on New Construction Eligibility

**REPORTS, DISCUSSION and INFORMATION ITEMS**

Standard Information Items

**FINANCIAL REPORTS**

Status of Fund Releases

Status of Funds

---

**TENTATIVE WORKLOAD**

September 2021

**ACTION ITEMS**

**REPORTS, DISCUSSION and INFORMATION ITEMS**

Standard Information Items

**FINANCIAL REPORTS**

Status of Fund Releases

Status of Funds

# APPEALS

Received as of April 30, 2021

<u>Appeal Received Date</u>	<u>District/County</u>	<u>Tentative SAB Date*</u>	<u>Description</u>
10/17/17	San Bernardino City USD/San Bernardino	TBD	District requests OPSC to accept \$870,618 in expenditures for three SFP modernization projects.
5/11/18	Lennox SD/Los Angeles	TBD	District requests that site acquisition funds of \$5,266,001.13 be considered savings as this is an Overcrowded Relief Grant Project.
10/26/20	Grossmont UHSD/San Diego	TBD	District requests that pupil grants not be deducted from its new construction eligibility baseline as a result of cancelling the project with only a site apportionment.
11/17/20	Eastside Union SD/Los Angeles	TBD	District requests to retain savings plus interest from a Financial Hardship new construction project.
1/20/21	Alisal UESD/Monterey	TBD	District requests that pupil grants not be deducted from its new construction eligibility baseline as a result of cancelling two projects with only site apportionments.
3/23/2021	San Marcos USD/San Diego	TBD	District requests to fund a new construction application based on the 2019-2020 enrollment year.
3/31/2021	San Jacinto USD/Riverside	TBD	District requests a change in scope approval for a new construction project. The change involves constructing a two-story modular building instead of constructing a permanent building.
12/18/20	Santa Cruz County Office of Education/Santa Cruz	8/2021	County Office of Education disagrees with audit findings that the cost associated with construction insurance is an ineligible expenditure.
4/27/2021	Paradise USD/Butte	8/2021	District requests to establish modernization eligibility using 2018-2019 enrollment on three sites that are no longer existing, update modernization eligibility for a site using 2018-2019 enrollment, and update its new construction eligibility using 2018-2019 enrollment.
4/27/2021	Santa Ana USD/Orange	8/2021	District requests a change in scope approval for a modernization project. The change involves modernizing three buildings instead of modernizing eight buildings.

\*Please note: Tentative SAB Date is not a guaranteed meeting date and may be subject to change.

## STATE ALLOCATION BOARD MEETING DATES

The State Allocation Board (SAB) meeting dates for the 2021 calendar year are as follows:

<b>Board Date</b>	<b>Type of Meeting</b>
June 23, 2021*	Monthly (Consent/Appeals/Action)
July 28, 2021*	Monthly (Consent/Appeals/Action)
August 25, 2021*	Monthly (Consent/Appeals/Action)
September 22, 2021*	Monthly (Consent/Appeals/Action)
October 27, 2021*	Monthly (Consent/Appeals/Action)
December 2021*	Monthly (Consent/Appeals/Action)

\*The projected dates and time will be determined upon the discussion with the Vice-Chair and Chair based on workload.

The SAB meets in different rooms within the State Capitol at 4:00 p.m. when the State Legislature is in session and at 2:00 p.m. when the State Legislature is out on recess. Due to scheduling changes within the Legislature, some of the SAB meetings may be canceled or changed with short notice.



## **INFORMATION ITEM**

### **SCHOOL FACILITY PROGRAM NEW CONSTRUCTION AND MODERNIZATION UNFUNDED LIST (as of April 28, 2021)**

The New Construction and Modernization projects on this list have received an “unfunded” approval by the State Allocation Board (SAB). Note that an “unfunded” approval does not guarantee a future apportionment by the SAB.

Published monthly in the SAB Agenda.

This report is also located on the [OPSC Website](#)

Unfunded Approvals  
as of April 28, 2021 SAB

County	School District	Application Number	Program	Approval	Received Date	SAB Unfunded Approval	Financial Hardship Apportionment	Loan	State Share	Total Apportionment	Cumulative Amount	Submitted Certification Letter November 2020	Grant Agreement Received as of 04/29/2021
SACRAMENTO	SACRAMENTO CITY UNIFIED	58/67439-00-003	Rehabilitation	G	10/12/2020	2/24/2021	0.00	0.00	453,887.00	453,887.00	453,887.00	No	No
ORANGE	CAPISTRANO UNIFIED	58/66464-00-001	Rehabilitation	G	10/21/2020	2/24/2021	0.00	0.00	182,761.00	182,761.00	636,648.00	No	No
SANTA CLARA	FREMONT UNION HIGH	58/69468-00-001	Rehabilitation - Seismic	G	10/30/2020	2/24/2021	0.00	0.00	747,094.00	747,094.00	1,383,742.00	No	No
PLUMAS	PLUMAS UNIFIED	58/66969-00-003	Rehabilitation	G	8/28/2020	3/24/2021	0.00	0.00	2,125,659.00	2,125,659.00	3,509,401.00	No	No
TULARE	PLEASANT VIEW ELEMENTARY	58/72058-00-001	Rehabilitation	G	2/12/2021	3/24/2021	0.00	0.00	176,176.00	176,176.00	3,685,577.00	No	No
SACRAMENTO	ELK GROVE UNIFIED	51/67314-00-001	Facility Hardship - Seismic	G	11/15/2020	4/28/2021	0.00	0.00	4,425,399.00	4,425,399.00	8,110,976.00	No	No
SAN BERNARDINO	SAN BERNARDINO CITY UNIFIED	51/67876-00-001	Facility Hardship - Seismic	G	12/1/2020	4/28/2021	0.00	0.00	2,861,786.00	2,861,786.00	10,972,762.00	No	No
BUTTE	CHICO UNIFIED	58/61424-00-002	Rehabilitation	G	12/17/2020	4/28/2021	0.00	0.00	344,664.00	344,664.00	11,317,426.00	No	No
BUTTE	CHICO UNIFIED	58/61424-00-003	Rehabilitation	G	12/17/2020	4/28/2021	0.00	0.00	335,469.00	335,469.00	11,652,895.00	No	No
BUTTE	CHICO UNIFIED	58/61424-00-004	Rehabilitation	G	12/17/2020	4/28/2021	0.00	0.00	326,685.00	326,685.00	11,979,580.00	No	No
BUTTE	CHICO UNIFIED	58/61424-00-005	Rehabilitation	G	12/17/2020	4/28/2021	0.00	0.00	1,114,544.00	1,114,544.00	13,094,124.00	No	No
TEHAMA	LASSEN VIEW UNION ELEMENTARY	58/71563-00-001	Rehabilitation	G	1/26/2021	4/28/2021	0.00	0.00	149,854.00	149,854.00	13,243,978.00	No	No
LOS ANGELES	INGLEWOOD UNIFIED	58/64634-00-001	Rehabilitation	G	2/9/2021	4/28/2021	0.00	0.00	986,757.00	986,757.00	14,230,735.00	No	No
ALAMEDA	OAKLAND UNIFIED	54/61259-09-010	Charter	D	6/5/2017	1/24/2018	0.00	200,206.10	200,206.10	400,412.20	14,631,147.20	No	No
ALAMEDA	OAKLAND UNIFIED	54/61259-09-011	Charter	D	6/5/2017	1/24/2018	0.00	2,150,284.80	2,150,284.80	4,300,569.60	18,931,716.80	No	No
ALAMEDA	SAN LORENZO UNIFIED	54/61309-00-003	Charter	D	6/5/2017	12/11/2018	0.00	845,455.40	845,455.40	1,690,910.80	20,622,627.60	No	No
SAN BERNARDINO	SAN BERNARDINO CITY UNIFIED	54/67876-00-004	Charter	D	6/5/2017	1/22/2019	0.00	229,399.00	229,399.00	458,798.00	21,081,425.60	No	No
SACRAMENTO	SACRAMENTO CITY UNIFIED	54/67439-00-008	Charter	S	6/5/2017	5/2/2019	0.00	212,228.00	212,228.00	424,456.00	21,505,881.60	No	Yes
SANTA CLARA	EAST SIDE UNION HIGH	54/69427-00-005	Charter	D	6/5/2017	7/23/2019	0.00	1,552,568.80	1,552,568.80	3,105,137.60	24,611,019.20	No	Yes
SANTA CLARA	EAST SIDE UNION HIGH	54/69427-00-006	Charter	D	6/5/2017	7/23/2019	0.00	27,429.70	27,429.70	54,859.40	24,665,878.60	No	Yes
LOS ANGELES	LOS ANGELES UNIFIED	54/64733-00-102	Charter	S	6/1/2017	3/23/2020	0.00	7,441,670.00	7,441,670.00	14,883,340.00	39,549,218.60	No	No
ALAMEDA	CASTRO VALLEY UNIFIED	55/61150-00-002	Career Tech New Construction	G	10/29/2018	9/30/2020	0.00	0.00	1,753,121.00	1,753,121.00	41,302,339.60	No	No
PLACER	ROCKLIN UNIFIED	59/75085-00-006	Career Tech Rehabilitation	G	2/18/2020	9/30/2020	0.00	0.00	1,500,000.00	1,500,000.00	42,802,339.60	No	No
LOS ANGELES	EL MONTE UNION HIGH	59/64519-00-008	Career Tech Rehabilitation	G	3/26/2020	9/30/2020	0.00	0.00	1,402,674.00	1,402,674.00	44,205,013.60	No	No
ORANGE	SANTA ANA UNIFIED	59/66670-00-008	Career Tech Rehabilitation	G	3/31/2020	9/30/2020	0.00	0.00	1,500,000.00	1,500,000.00	45,705,013.60	No	No
KERN	KERN HIGH	55/63529-00-020	Career Tech New Construction	G	4/1/2020	9/30/2020	0.00	0.00	2,080,999.00	2,080,999.00	47,786,012.60	No	No
RIVERSIDE	MORENO VALLEY UNIFIED	55/67124-00-005	Career Tech New Construction	G	4/3/2020	9/30/2020	0.00	0.00	2,800,000.00	2,800,000.00	50,586,012.60	No	No
RIVERSIDE	MORENO VALLEY UNIFIED	55/67124-00-006	Career Tech New Construction	G	4/3/2020	9/30/2020	0.00	0.00	2,957,959.00	2,957,959.00	53,543,971.60	No	No
RIVERSIDE	RIVERSIDE UNIFIED	55/67215-00-002	Career Tech New Construction	G	4/3/2020	9/30/2020	0.00	0.00	3,000,000.00	3,000,000.00	56,543,971.60	No	No
SAN MATEO	SEQUOIA UNION HIGH	59/69062-00-002	Career Tech Rehabilitation	G	4/15/2020	9/30/2020	0.00	0.00	1,500,000.00	1,500,000.00	58,043,971.60	No	No
YUBA	WHEATLAND UNION HIGH	55/72769-00-002	Career Tech New Construction	G	6/4/2020	9/30/2020	0.00	2,065,940.00	3,000,000.00	5,065,940.00	63,109,911.60	No	No
NAPA	NAPA VALLEY UNIFIED	55/66266-00-007	Career Tech New Construction	G	6/23/2020	9/30/2020	0.00	0.00	3,000,000.00	3,000,000.00	66,109,911.60	No	No
NAPA	NAPA VALLEY UNIFIED	55/66266-00-008	Career Tech New Construction	G	6/23/2020	9/30/2020	0.00	0.00	1,849,613.00	1,849,613.00	67,959,524.60	No	No
LOS ANGELES	WISEBURN UNIFIED	55/78689-00-005	Career Tech New Construction	G	6/24/2020	9/30/2020	0.00	0.00	1,193,841.00	1,193,841.00	69,153,365.60	No	No
SANTA BARBARA	SANTA MARIA JOINT UNION HIGH	59/69310-00-005	Career Tech Rehabilitation	G	6/29/2020	9/30/2020	0.00	0.00	741,661.00	741,661.00	69,895,026.60	No	No
SANTA BARBARA	SANTA MARIA JOINT UNION HIGH	59/69310-00-006	Career Tech Rehabilitation	G	6/29/2020	9/30/2020	0.00	0.00	1,500,000.00	1,500,000.00	71,395,026.60	No	No
SANTA BARBARA	SANTA MARIA JOINT UNION HIGH	59/69310-00-007	Career Tech Rehabilitation	G	6/29/2020	9/30/2020	0.00	0.00	1,293,265.00	1,293,265.00	72,688,291.60	No	No
SANTA BARBARA	SANTA MARIA JOINT UNION HIGH	59/69310-00-008	Career Tech Rehabilitation	G	6/29/2020	9/30/2020	0.00	0.00	1,387,276.00	1,387,276.00	74,075,567.60	No	No
PLACER	ROCKLIN UNIFIED	59/75085-00-007	Career Tech Rehabilitation	G	6/30/2020	9/30/2020	0.00	0.00	1,474,836.00	1,474,836.00	75,550,403.60	No	No
ALAMEDA	OAKLAND UNIFIED	54/61259-00-010	Charter	D	6/5/2017	12/9/2020	0.00	1,136,442.50	1,136,442.50	2,272,885.00	77,823,288.60	No	No
ALAMEDA	OAKLAND UNIFIED	54/61259-12-005	Charter	D	5/26/2017	1/26/2021	0.00	185,933.00	185,933.00	371,866.00	78,195,154.60	No	No
ALAMEDA	OAKLAND UNIFIED	54/61259-12-006	Charter	D	5/26/2017	1/26/2021	0.00	189,067.00	189,067.00	378,134.00	78,573,288.60	No	No
LOS ANGELES	LOS ANGELES UNIFIED	57/64733-00-632	Modernization	G	9/13/2017	2/24/2021	0.00	0.00	5,892,244.00	5,892,244.00	84,465,532.60	No	No
RIVERSIDE	ROMOLAND ELEMENTARY	57/67231-00-002	Modernization	G	11/14/2017	2/24/2021	0.00	0.00	3,013,867.00	3,013,867.00	87,479,399.60	No	No
TULARE	VISALIA UNIFIED	57/72256-00-022	Modernization	G	11/16/2017	2/24/2021	0.00	0.00	4,646,499.00	4,646,499.00	92,125,898.60	No	No
SACRAMENTO	ELK GROVE UNIFIED	57/67314-00-021	Modernization	G	11/27/2017	2/24/2021	0.00	0.00	3,970,631.00	3,970,631.00	96,096,529.60	No	Yes
SACRAMENTO	ELK GROVE UNIFIED	57/67314-00-020	Modernization	G	11/28/2017	2/24/2021	0.00	0.00	1,336,499.00	1,336,499.00	97,433,028.60	No	Yes
SAN JOAQUIN	LAMMERSVILLE JOINT UNIFIED	50/76760-00-008	New Construction	G	11/29/2017	2/24/2021	0.00	0.00	1,867,320.00	1,867,320.00	99,300,348.60	No	Yes
RIVERSIDE	SAN JACINTO UNIFIED	57/67249-00-008	Modernization	G	11/29/2017	2/24/2021	0.00	0.00	1,872,903.00	1,872,903.00	101,173,251.60	No	No
RIVERSIDE	CORONA-NORCO UNIFIED	57/67033-00-017	Modernization	G	11/30/2017	2/24/2021	0.00	0.00	1,748,850.00	1,748,850.00	102,922,101.60	No	No
ORANGE	FULLERTON JOINT UNION HIGH	57/66514-00-018	Modernization	G	12/1/2017	2/24/2021	0.00	0.00	1,278,746.00	1,278,746.00	104,200,847.60	No	Yes
SHASTA	MILLVILLE ELEMENTARY	50/70052-00-002	New Construction	G	12/4/2017	2/24/2021	0.00	0.00	511,118.00	511,118.00	104,711,965.60	No	No
SHASTA	MILLVILLE ELEMENTARY	57/70052-00-003	Modernization	G	12/4/2017	2/24/2021	505,199.00	0.00	817,992.00	1,323,191.00	106,035,156.60	No	No
LOS ANGELES	LOS ANGELES UNIFIED	57/64733-00-639	Modernization	G	12/5/2017	2/24/2021	0.00	0.00	3,944,206.00	3,944,206.00	109,979,362.60	No	No
SAN BENITO	HOLLISTER ELEMENTARY	50/67470-00-004	New Construction	G	12/7/2017	2/24/2021	0.00	0.00	5,213,674.00	5,213,674.00	115,193,036.60	No	No
ORANGE	BUENA PARK ELEMENTARY	57/66456-00-008	Modernization	G	12/7/2017	2/24/2021	0.00	0.00	2,675,862.00	2,675,862.00	117,868,898.60	No	No
ORANGE	BUENA PARK ELEMENTARY	57/66456-00-009	Modernization	G	12/7/2017	2/24/2021	0.00	0.00	1,595,502.00	1,595,502.00	119,464,400.60	No	No
ORANGE	BUENA PARK ELEMENTARY	57/66456-00-010	Modernization	G	12/7/2017	2/24/2021	0.00	0.00	2,274,811.00	2,274,811.00	121,739,211.60	No	No
ORANGE	BUENA PARK ELEMENTARY	57/66456-00-011	Modernization	G	12/7/2017	2/24/2021	0.00	0.00	1,044,415.00	1,044,415.00	122,783,626.60	No	No
ORANGE	BUENA PARK ELEMENTARY	57/66456-00-012	Modernization	G	12/7/2017	2/24/2021	0.00	0.00	810,699.00	810,699.00	123,594,325.60	No	No
ORANGE	CENTRALIA ELEMENTARY	57/66472-00-010	Modernization	G	12/7/2017	2/24/2021	0.00	0.00	1,609,478.00	1,609,478.00	125,203,803.60	No	No
SAN BERNARDINO	SAN BERNARDINO CITY UNIFIED	57/67876-00-106	Modernization	G	12/7/2017	2/24/2021	0.00	0.00	564,401.00	564,401.00	125,768,204.60	No	Yes
SAN DIEGO	SAN YSIDRO ELEMENTARY	57/68379-00-002	Modernization	G	12/7/2017	2/24/2021	0.00	0.00	3,535,598.00	3,535,598.00	129,303,802.60	No	No
SAN DIEGO	SAN YSIDRO ELEMENTARY	57/68379-00-003	Modernization	G	12/7/2017	2/24/2021	0.00	0.00	2,712,646.00	2,712,646.00	132,016,448.60	No	No
SANTA BARBARA	SANTA YNEZ VALLEY UNION HIGH	57/69328-00-001	Modernization	G	12/7/2017	2/24/2021	0.00	0.00	2,116,404.00	2,116,404.00	134,132,852.60	No	Yes
KERN	WASCO UNION ELEMENTARY	50/63842-00-004	New Construction	G	12/11/2017	2/24/2021	0.00	0.00	1,237,907.00	1,237,907.00	135,370,759.60	No	Yes
STANISLAUS	CERES UNIFIED	50/71043-00-034	New Construction	G	12/14/2017	2/24/2021	0.00	0.00	2,184,128.00	2,184,128.00	137,554,887.60	No	No
ORANGE	BUENA PARK ELEMENTARY	57/66456-00-013	Modernization	G	12/15/2017	2/24/2021	0.00	0.00	1,110,159.00	1,110,159.00	138,665,046.60	No	No
ORANGE	BUENA PARK ELEMENTARY	57/66456-00-014	Modernization	G	12/15/2017	2/24/2021	0.00	0.00	1,374,906.00	1,374,906.00	140,039,952.60	No	No
TRINITY	TRINITY ALPS UNIFIED	57/76513-00-001	Modernization	G	12/15/2017	2/24/2021	0.00	0.00	2,319,401.00	2,319,401.00	142,359,353.60	No	Yes
LOS ANGELES	DOWNY UNIFIED	57/64451-00-031	Modernization	G	12/18/2017	2/24/2021	0.00	0.00	2,256,924.00	2,256,924.00	144,616,277.60	No	No
RIVERSIDE	BEAUMONT UNIFIED	50/66993-00-019	New Construction	G	12/19/2017	2/24/2021	0.00	0.00	16,102,827.00	16,102,827.00	160,719,104.60	No	No
FRESNO	KERMAN UNIFIED	50/73999-00-009	New Construction	G	12/19/2017	2/24/2021	0.00	0.00	8,305,885.00	8,305,885.00	169,024,989.60	No	No

Unfunded Approvals  
as of April 28, 2021 SAB

County	School District	Application Number	Program	Approval	Received Date	SAB Unfunded Approval	Financial Hardship Apportionment	Loan	State Share	Total Apportionment	Cumulative Amount	Submitted Certification Letter November 2020	Grant Agreement Received as of 04/29/2021
SAN DIEGO	DEL MAR UNION	57/68056-00-004	Modernization	G	12/22/2017	2/24/2021	0.00	0.00	262,577.00	262,577.00	169,287,566.60	No	No
ORANGE	IRVINE UNIFIED	50/73650-00-034	New Construction	G	12/26/2017	2/24/2021	0.00	0.00	727,603.00	727,603.00	170,015,169.60	No	No
LOS ANGELES	LOWELL JOINT ELEMENTARY	57/64766-00-001	Modernization	G	12/26/2017	2/24/2021	0.00	0.00	3,404,552.00	3,404,552.00	173,419,721.60	No	No
ORANGE	IRVINE UNIFIED	57/73650-00-024	Modernization	G	12/26/2017	2/24/2021	0.00	0.00	896,562.00	896,562.00	174,316,283.60	No	No
ALAMEDA	HAYWARD UNIFIED	57/61192-00-003	Modernization	G	12/28/2017	2/24/2021	0.00	0.00	10,697,991.00	10,697,991.00	185,014,274.60	No	No
ALAMEDA	HAYWARD UNIFIED	57/61192-00-005	Modernization	G	12/28/2017	2/24/2021	0.00	0.00	11,418,339.00	11,418,339.00	196,432,613.60	No	No
FRESNO	CLOVIS UNIFIED	57/62117-00-056	Modernization	G	1/2/2018	2/24/2021	0.00	0.00	10,099,786.00	10,099,786.00	206,532,399.60	No	No
ORANGE	CYPRESS ELEMENTARY	57/66480-00-006	Modernization	G	1/2/2018	2/24/2021	0.00	0.00	1,078,807.00	1,078,807.00	207,611,206.60	No	No
ALAMEDA	FREMONT UNIFIED	50/61176-09-002	New Construction	G	1/4/2018	2/24/2021	0.00	0.00	9,666,787.00	9,666,787.00	217,277,993.60	No	Yes
MERCED	MERCED CITY ELEMENTARY	50/65771-00-023	New Construction	G	1/4/2018	2/24/2021	0.00	0.00	917,210.00	917,210.00	218,195,203.60	No	No
SACRAMENTO	ELK GROVE UNIFIED	57/67314-00-022	Modernization	G	1/4/2018	2/24/2021	0.00	0.00	1,714,435.00	1,714,435.00	219,909,638.60	No	Yes
RIVERSIDE	JURUPA UNIFIED	57/67090-00-014	Modernization	G	1/8/2018	2/24/2021	0.00	0.00	5,386,382.00	5,386,382.00	225,296,020.60	No	Yes
RIVERSIDE	MENIFEE UNION ELEMENTARY	50/67116-00-015	New Construction	G	1/10/2018	2/24/2021	0.00	0.00	16,026,910.00	16,026,910.00	241,322,930.60	No	Yes
LOS ANGELES	REDONDO BEACH UNIFIED	50/75341-00-001	New Construction	G	1/16/2018	2/24/2021	0.00	0.00	2,479,159.00	2,479,159.00	243,802,089.60	No	No
LOS ANGELES	WILLIAM S. HART UNION HIGH	57/65136-00-010	Modernization	G	1/16/2018	2/24/2021	0.00	0.00	1,576,216.00	1,576,216.00	245,378,305.60	No	No
LOS ANGELES	ALHAMBRA UNIFIED	57/75713-00-028	Modernization	G	1/16/2018	2/24/2021	0.00	0.00	3,207,823.00	3,207,823.00	248,586,128.60	No	No
LOS ANGELES	ALHAMBRA UNIFIED	57/75713-00-029	Modernization	G	1/16/2018	2/24/2021	0.00	0.00	1,867,011.00	1,867,011.00	250,453,139.60	No	No
TULARE	MONSON-SULTANA JOINT UNION ELEMENTARY	50/72009-00-002	New Construction	D	1/22/2018	2/24/2021	169,867.00	0.00	207,099.00	376,966.00	250,830,105.60	No	No
TULARE	MONSON-SULTANA JOINT UNION ELEMENTARY	57/72009-00-002	Modernization	D	1/22/2018	2/24/2021	31,358.00	0.00	118,437.00	149,795.00	250,979,900.60	No	No
SACRAMENTO	ELK GROVE UNIFIED	57/67314-00-023	Modernization	G	1/24/2018	2/24/2021	0.00	0.00	1,691,212.00	1,691,212.00	252,671,112.60	No	No
SOLANO	FAIRFIELD-SUISUN UNIFIED	50/70540-00-027	New Construction	G	1/25/2018	2/24/2021	0.00	0.00	5,533,642.00	5,533,642.00	258,204,754.60	No	Yes
ORANGE	IRVINE UNIFIED	50/73650-00-035	New Construction	G	1/25/2018	2/24/2021	0.00	0.00	1,166,945.00	1,166,945.00	259,371,699.60	No	No
ORANGE	IRVINE UNIFIED	50/73650-00-036	New Construction	G	1/25/2018	2/24/2021	0.00	0.00	1,671,605.00	1,671,605.00	261,043,304.60	No	No
ORANGE	IRVINE UNIFIED	50/73650-00-037	New Construction	G	1/25/2018	2/24/2021	0.00	0.00	919,005.00	919,005.00	261,962,309.60	No	No
MERCED	MERCED CITY ELEMENTARY	57/65771-00-015	Modernization	G	1/25/2018	2/24/2021	0.00	0.00	1,881,349.00	1,881,349.00	263,843,658.60	No	No
SACRAMENTO	ELK GROVE UNIFIED	57/67314-00-024	Modernization	G	1/25/2018	2/24/2021	0.00	0.00	3,326,004.00	3,326,004.00	267,169,662.60	No	Yes
ORANGE	IRVINE UNIFIED	57/73650-00-025	Modernization	G	1/25/2018	2/24/2021	0.00	0.00	4,256,129.00	4,256,129.00	271,425,791.60	No	No
ORANGE	IRVINE UNIFIED	57/73650-00-026	Modernization	G	1/25/2018	2/24/2021	0.00	0.00	735,286.00	735,286.00	272,161,077.60	No	No
LOS ANGELES	LOS ANGELES UNIFIED	57/64733-00-641	Modernization	G	2/12/2018	2/24/2021	0.00	0.00	1,938,556.00	1,938,556.00	274,099,633.60	No	No
LOS ANGELES	LOS ANGELES UNIFIED	57/64733-00-643	Modernization	G	2/12/2018	2/24/2021	0.00	0.00	7,619,318.00	7,619,318.00	281,718,951.60	No	No
RIVERSIDE	TEMECULA VALLEY UNIFIED	57/75192-00-009	Modernization	G	2/13/2018	2/24/2021	0.00	0.00	5,205,083.00	5,205,083.00	286,924,034.60	No	No
MERCED	ATWATER ELEMENTARY	57/65631-00-007	Modernization	G	2/15/2018	2/24/2021	0.00	0.00	4,734,327.00	4,734,327.00	291,658,361.60	No	No
MERCED	ATWATER ELEMENTARY	57/65631-00-008	Modernization	G	2/15/2018	2/24/2021	0.00	0.00	495,026.00	495,026.00	292,153,387.60	No	No
SAN DIEGO	GROSSMONT UNION HIGH	57/68130-00-027	Modernization	G	2/15/2018	2/24/2021	0.00	0.00	750,812.00	750,812.00	292,904,199.60	No	No
SACRAMENTO	TWIN RIVERS UNIFIED	57/76505-00-055	Modernization	G	2/16/2018	2/24/2021	0.00	0.00	480,030.00	480,030.00	293,384,229.60	No	No
SANTA BARBARA	SANTA MARIA JOINT UNION HIGH	50/69310-00-007	New Construction	G	12/21/2017	3/24/2021	0.00	0.00	18,400,768.00	18,400,768.00	311,784,997.60	No	No
ALAMEDA	HAYWARD UNIFIED	57/61192-00-004	Modernization	G	12/28/2017	3/24/2021	0.00	0.00	3,292,926.00	3,292,926.00	315,077,923.60	No	No
CONTRA COSTA	SAN RAMON VALLEY UNIFIED	50/61804-03-001	New Construction	G	1/17/2018	3/24/2021	0.00	0.00	2,102,119.00	2,102,119.00	317,180,042.60	No	No
CONTRA COSTA	SAN RAMON VALLEY UNIFIED	57/61804-00-032	Modernization	G	1/17/2018	3/24/2021	0.00	0.00	3,531,925.00	3,531,925.00	320,711,967.60	No	No
LOS ANGELES	LOS ANGELES UNIFIED	57/64733-00-642	Modernization	G	2/12/2018	3/24/2021	0.00	0.00	3,065,990.00	3,065,990.00	323,777,957.60	No	No
SAN DIEGO	SAN DIEGO UNIFIED	57/68338-00-230	Modernization	G	2/13/2018	3/24/2021	0.00	0.00	4,832,467.00	4,832,467.00	328,610,424.60	No	No
RIVERSIDE	BEAUMONT UNIFIED	50/66993-00-020	New Construction	G	2/20/2018	3/24/2021	0.00	0.00	373,868.00	373,868.00	328,984,292.60	No	No
LOS ANGELES	LOS ANGELES UNIFIED	57/64733-00-644	Modernization	G	2/20/2018	3/24/2021	0.00	0.00	2,682,934.00	2,682,934.00	331,667,226.60	No	No
LOS ANGELES	LOS ANGELES UNIFIED	57/64733-00-648	Modernization	G	2/20/2018	3/24/2021	0.00	0.00	2,297,996.00	2,297,996.00	333,965,222.60	No	No
LOS ANGELES	LOS ANGELES UNIFIED	57/64733-28-017	Modernization	G	2/20/2018	3/24/2021	0.00	0.00	536,048.00	536,048.00	334,501,270.60	No	No
LOS ANGELES	LOS ANGELES UNIFIED	57/64733-32-023	Modernization	G	2/20/2018	3/24/2021	0.00	0.00	1,029,883.00	1,029,883.00	335,531,153.60	No	No
LOS ANGELES	LOS ANGELES UNIFIED	57/64733-32-025	Modernization	G	2/20/2018	3/24/2021	0.00	0.00	1,385,162.00	1,385,162.00	336,916,315.60	No	No
SACRAMENTO	TWIN RIVERS UNIFIED	57/76505-00-057	Modernization	G	2/20/2018	3/24/2021	0.00	0.00	1,593,283.00	1,593,283.00	338,509,598.60	No	No
LOS ANGELES	LOS ANGELES UNIFIED	57/64733-00-651	Modernization	G	2/27/2018	3/24/2021	0.00	0.00	2,334,683.00	2,334,683.00	340,844,281.60	No	No
CONTRA COSTA	SAN RAMON VALLEY UNIFIED	57/61804-00-033	Modernization	G	3/1/2018	3/24/2021	0.00	0.00	1,004,492.00	1,004,492.00	341,848,773.60	No	No
ORANGE	IRVINE UNIFIED	50/73650-00-038	New Construction	G	3/2/2018	3/24/2021	0.00	0.00	833,174.00	833,174.00	342,681,947.60	No	No
ORANGE	IRVINE UNIFIED	50/73650-00-039	New Construction	G	3/2/2018	3/24/2021	0.00	0.00	2,249,063.00	2,249,063.00	344,931,010.60	No	No
ORANGE	IRVINE UNIFIED	57/73650-00-027	Modernization	G	3/2/2018	3/24/2021	0.00	0.00	757,980.00	757,980.00	345,688,990.60	No	No
LOS ANGELES	LOS ANGELES UNIFIED	57/64733-00-653	Modernization	G	3/7/2018	3/24/2021	0.00	0.00	3,104,423.00	3,104,423.00	348,793,413.60	No	No
LOS ANGELES	LOS ANGELES UNIFIED	57/64733-00-655	Modernization	G	3/7/2018	3/24/2021	0.00	0.00	656,501.00	656,501.00	349,449,914.60	No	No
LOS ANGELES	LOS ANGELES UNIFIED	57/64733-00-659	Modernization	G	3/7/2018	3/24/2021	0.00	0.00	1,184,931.00	1,184,931.00	350,634,845.60	No	No
LOS ANGELES	LOS ANGELES UNIFIED	57/64733-12-010	Modernization	G	3/7/2018	3/24/2021	0.00	0.00	2,014,072.00	2,014,072.00	352,648,917.60	No	No
LOS ANGELES	LOS ANGELES UNIFIED	57/64733-54-026	Modernization	G	3/7/2018	3/24/2021	0.00	0.00	583,046.00	583,046.00	353,231,963.60	No	No
KERN	DELANO UNION ELEMENTARY	57/63404-00-003	Modernization	G	3/13/2018	3/24/2021	1,229,041.00	0.00	3,755,630.00	4,984,671.00	358,216,634.60	No	No
TULARE	DINUBA UNIFIED	57/75531-00-011	Modernization	G	3/13/2018	3/24/2021	1,071,490.00	0.00	1,607,235.00	2,678,725.00	360,895,359.60	No	No
LOS ANGELES	LOS ANGELES UNIFIED	57/64733-00-661	Modernization	G	3/14/2018	3/24/2021	0.00	0.00	710,131.00	710,131.00	361,605,490.60	No	No
LOS ANGELES	LOS ANGELES UNIFIED	57/64733-00-662	Modernization	G	3/14/2018	3/24/2021	0.00	0.00	809,753.00	809,753.00	362,415,243.60	No	No
LOS ANGELES	LOS ANGELES UNIFIED	57/64733-00-663	Modernization	G	3/14/2018	3/24/2021	0.00	0.00	6,550,460.00	6,550,460.00	368,965,703.60	No	No
LOS ANGELES	LOS ANGELES UNIFIED	57/64733-00-664	Modernization	G	3/14/2018	3/24/2021	0.00	0.00	1,719,956.00	1,719,956.00	370,685,659.60	No	No
LOS ANGELES	LOS ANGELES UNIFIED	57/64733-00-665	Modernization	G	3/14/2018	3/24/2021	0.00	0.00	2,275,827.00	2,275,827.00	372,961,486.60	No	No
LOS ANGELES	LOS ANGELES UNIFIED	57/64733-16-012	Modernization	G	3/14/2018	3/24/2021	0.00	0.00	1,169,175.00	1,169,175.00	374,130,661.60	No	No
LOS ANGELES	LOS ANGELES UNIFIED	57/64733-74-002	Modernization	G	3/14/2018	3/24/2021	0.00	0.00	743,565.00	743,565.00	374,874,226.60	No	No
TEHAMA	GERBER UNION ELEMENTARY	57/71548-00-002	Modernization	D	3/15/2018	3/24/2							

Unfunded Approvals  
as of April 28, 2021 SAB

County	School District	Application Number	Program	Approval	Received Date	SAB Unfunded Approval	Financial Hardship Apportionment	Loan	State Share	Total Apportionment	Cumulative Amount	Submitted Certification Letter November 2020	Grant Agreement Received as of 04/29/2021
LOS ANGELES	LOS ANGELES UNIFIED	57/64733-00-647	Modernization	G	2/20/2018	4/28/2021	0.00	0.00	1,520,304.00	1,520,304.00	397,253,453.60	No	No
LOS ANGELES	LOS ANGELES UNIFIED	57/64733-08-007	Modernization	G	2/20/2018	4/28/2021	0.00	0.00	1,172,398.00	1,172,398.00	398,425,851.60	No	No
SANTA BARBARA	CARPINTERIA UNIFIED	50/69146-00-002	New Construction	G	2/27/2018	4/28/2021	0.00	0.00	1,162,567.00	1,162,567.00	399,588,418.60	No	No
SANTA BARBARA	CARPINTERIA UNIFIED	50/69146-00-003	New Construction	G	2/27/2018	4/28/2021	0.00	0.00	1,032,213.00	1,032,213.00	400,620,631.60	No	No
LOS ANGELES	LOS ANGELES UNIFIED	57/64733-00-649	Modernization	G	2/27/2018	4/28/2021	0.00	0.00	525,427.00	525,427.00	401,146,058.60	No	No
LOS ANGELES	LOS ANGELES UNIFIED	57/64733-00-650	Modernization	G	2/27/2018	4/28/2021	0.00	0.00	1,151,005.00	1,151,005.00	402,297,063.60	No	No
RIVERSIDE	CORONA-NORCO UNIFIED	50/67033-04-001	New Construction	G	3/6/2018	4/28/2021	0.00	0.00	3,274,593.00	3,274,593.00	405,571,656.60	No	No
LOS ANGELES	LOS ANGELES UNIFIED	57/64733-00-656	Modernization	G	3/7/2018	4/28/2021	0.00	0.00	4,600,155.00	4,600,155.00	410,171,811.60	No	No
LOS ANGELES	LOS ANGELES UNIFIED	57/64733-00-657	Modernization	G	3/7/2018	4/28/2021	0.00	0.00	5,890,001.00	5,890,001.00	416,061,812.60	No	No
LOS ANGELES	LOS ANGELES UNIFIED	57/64733-37-007	Modernization	G	3/7/2018	4/28/2021	0.00	0.00	348,414.00	348,414.00	416,410,226.60	No	No
LOS ANGELES	LOS ANGELES UNIFIED	57/64733-00-660	Modernization	G	3/14/2018	4/28/2021	0.00	0.00	529,200.00	529,200.00	416,939,426.60	No	No
LOS ANGELES	LOS ANGELES UNIFIED	57/64733-27-010	Modernization	G	3/14/2018	4/28/2021	0.00	0.00	4,192,878.00	4,192,878.00	421,132,304.60	No	No
LOS ANGELES	LOS ANGELES UNIFIED	57/64733-41-007	Modernization	G	3/14/2018	4/28/2021	0.00	0.00	4,267,296.00	4,267,296.00	425,399,600.60	No	No
SAN BERNARDINO	SNOWLINE JOINT UNIFIED	50/73957-00-016	New Construction	D	3/19/2018	4/28/2021	1,220,377.00	0.00	1,303,210.00	2,523,587.00	427,923,187.60	No	No
RIVERSIDE	TEMECULA VALLEY UNIFIED	57/775192-00-010	Modernization	G	3/20/2018	4/28/2021	0.00	0.00	1,660,178.00	1,660,178.00	429,583,365.60	No	No
RIVERSIDE	TEMECULA VALLEY UNIFIED	57/775192-00-011	Modernization	G	3/20/2018	4/28/2021	0.00	0.00	3,071,381.00	3,071,381.00	432,654,746.60	No	No
RIVERSIDE	TEMECULA VALLEY UNIFIED	57/775192-00-012	Modernization	G	3/20/2018	4/28/2021	0.00	0.00	1,660,178.00	1,660,178.00	434,314,924.60	No	No
LOS ANGELES	LOS ANGELES UNIFIED	57/64733-00-667	Modernization	G	3/21/2018	4/28/2021	0.00	0.00	789,663.00	789,663.00	435,104,587.60	No	No
LOS ANGELES	LOS ANGELES UNIFIED	57/64733-00-668	Modernization	G	3/21/2018	4/28/2021	0.00	0.00	960,816.00	960,816.00	436,065,403.60	No	No
LOS ANGELES	LOS ANGELES UNIFIED	57/64733-00-669	Modernization	G	3/21/2018	4/28/2021	0.00	0.00	788,437.00	788,437.00	436,853,840.60	No	No
LOS ANGELES	LOS ANGELES UNIFIED	57/64733-11-014	Modernization	G	3/21/2018	4/28/2021	0.00	0.00	615,668.00	615,668.00	437,469,508.60	No	No
LOS ANGELES	LOS ANGELES UNIFIED	57/64733-14-005	Modernization	G	3/21/2018	4/28/2021	0.00	0.00	2,152,133.00	2,152,133.00	439,621,641.60	No	No
SONOMA	WAUGH ELEMENTARY	57/70995-00-001	Modernization	G	3/22/2018	4/28/2021	0.00	0.00	1,127,932.00	1,127,932.00	440,749,573.60	No	No
SOLANO	BENICIA UNIFIED	57/70524-00-010	Modernization	G	3/23/2018	4/28/2021	0.00	0.00	791,207.00	791,207.00	441,540,780.60	No	No
SOLANO	BENICIA UNIFIED	57/70524-00-011	Modernization	G	3/26/2018	4/28/2021	0.00	0.00	906,706.00	906,706.00	442,447,486.60	No	No
SOLANO	BENICIA UNIFIED	57/70524-00-012	Modernization	G	3/26/2018	4/28/2021	0.00	0.00	808,378.00	808,378.00	443,255,864.60	No	No
LOS ANGELES	LOS ANGELES UNIFIED	57/64733-44-006	Modernization	G	3/28/2018	4/28/2021	0.00	0.00	1,180,465.00	1,180,465.00	444,436,329.60	No	No
TULARE	CUTLER-OROSI JOINT UNIFIED	57/71860-00-010	Modernization	G	3/28/2018	4/28/2021	0.00	0.00	1,113,596.00	1,113,596.00	445,549,925.60	No	No
TULARE	CUTLER-OROSI JOINT UNIFIED	57/71860-00-011	Modernization	G	3/28/2018	4/28/2021	0.00	0.00	3,463,387.00	3,463,387.00	449,013,312.60	No	No
TULARE	CUTLER-OROSI JOINT UNIFIED	57/71860-00-012	Modernization	G	3/28/2018	4/28/2021	0.00	0.00	1,601,884.00	1,601,884.00	450,615,196.60	No	No
ALAMEDA	DUBLIN UNIFIED	57/75093-00-010	Modernization	G	3/28/2018	4/28/2021	0.00	0.00	10,079,242.00	10,079,242.00	460,694,438.60	No	No
LOS ANGELES	TEMPLE CITY UNIFIED	57/65052-00-012	Modernization	G	3/30/2018	4/28/2021	0.00	0.00	4,722,658.00	4,722,658.00	465,417,096.60	No	No
EL DORADO	BUCKEYE UNION ELEMENTARY	57/61838-00-008	Modernization	G	4/3/2018	4/28/2021	0.00	0.00	3,248,364.00	3,248,364.00	468,665,460.60	No	No
LOS ANGELES	LOS ANGELES UNIFIED	57/64733-00-671	Modernization	G	4/4/2018	4/28/2021	0.00	0.00	7,403,945.00	7,403,945.00	476,069,405.60	No	No
LOS ANGELES	LOS ANGELES UNIFIED	57/64733-28-016	Modernization	G	4/4/2018	4/28/2021	0.00	0.00	2,280,594.00	2,280,594.00	478,349,999.60	No	No
SOLANO	BENICIA UNIFIED	57/70524-00-013	Modernization	G	4/5/2018	4/28/2021	0.00	0.00	795,084.00	795,084.00	479,145,083.60	No	No
SOLANO	BENICIA UNIFIED	57/70524-00-014	Modernization	G	4/5/2018	4/28/2021	0.00	0.00	795,084.00	795,084.00	479,940,167.60	No	No
ORANGE	FULLERTON JOINT UNION HIGH	57/66514-00-019	Modernization	G	4/17/2018	4/28/2021	0.00	0.00	107,912.00	107,912.00	480,048,079.60	No	No
ORANGE	FULLERTON JOINT UNION HIGH	57/66514-00-020	Modernization	G	4/17/2018	4/28/2021	0.00	0.00	2,071,745.00	2,071,745.00	482,119,824.60	No	No
LOS ANGELES	LOS ANGELES UNIFIED	57/64733-00-674	Modernization	G	4/18/2018	4/28/2021	0.00	0.00	919,142.00	919,142.00	483,038,966.60	No	No
LOS ANGELES	LOS ANGELES UNIFIED	57/64733-32-024	Modernization	G	4/18/2018	4/28/2021	0.00	0.00	1,047,904.00	1,047,904.00	484,086,870.60	No	No
SACRAMENTO	ELK GROVE UNIFIED	57/67314-00-025	Modernization	G	4/23/2018	4/28/2021	0.00	0.00	1,109,302.00	1,109,302.00	485,196,172.60	No	No
PLACER	TAHOE-TRUCKEE UNIFIED	57/66944-00-014	Modernization	G	4/24/2018	4/28/2021	0.00	0.00	914,347.00	914,347.00	486,110,519.60	No	No
LOS ANGELES	LOS ANGELES UNIFIED	57/64733-13-010	Modernization	G	4/25/2018	4/28/2021	0.00	0.00	1,864,223.00	1,864,223.00	487,974,742.60	No	No
<b>Total</b>							<b>\$4,227,332.00</b>	<b>\$16,236,624.30</b>	<b>\$467,510,786.30</b>	<b>\$487,974,742.60</b>		No	No

\*This Unfunded List (Lack of AB 55 Loans) includes \$28.3 million for 11 projects for Charter School Facilities Program Preliminary Apportionments for Design and Site Funding.

County	School District	Application Number	Program	Approval	Received Date	SAB Date	Financial Hardship Apportionment	Loan	State Share	Total Apportionment	Prop. 47	Prop. 55	Prop. 1D	Prop. 51
ALAMEDA	OAKLAND UNIFIED	54/61259-13-002	Charter	P	5/28/2014	5/27/2015	0.00	2,916,055.40	2,916,055.40	5,832,110.80	0.00	0.00	5,832,110.80	0.00
ALAMEDA	OAKLAND UNIFIED	54/61259-13-002	Charter	P	5/28/2014	8/26/2015	0.00	8,558,059.50	8,558,059.50	17,116,119.00	0.00	0.00	17,116,119.00	0.00
SAN DIEGO	SAN DIEGO UNIFIED	54/68338-00-003	Charter	P	5/18/2017	1/24/2018	0.00	0.00	5,223,938.40	5,223,938.40	0.00	0.00	0.00	5,223,938.40
SAN DIEGO	SAN DIEGO UNIFIED	54/68338-00-005	Charter	P	5/18/2017	1/24/2018	0.00	0.00	1,852,054.20	1,852,054.20	0.00	0.00	0.00	1,852,054.20
ALAMEDA	OAKLAND UNIFIED	54/61259-09-008	Charter	P	5/26/2017	1/24/2018	0.00	1,109,148.30	1,109,148.30	2,218,296.60	0.00	0.00	0.00	2,218,296.60
ALAMEDA	OAKLAND UNIFIED	54/61259-09-009	Charter	P	5/26/2017	1/24/2018	0.00	11,544,660.00	11,544,660.00	23,089,320.00	0.00	0.00	0.00	23,089,320.00
SANTA BARBARA	LOMPOC UNIFIED	54/69229-00-001	Charter	P	6/1/2017	1/24/2018	0.00	135,120.30	331,062.30	466,182.60	0.00	0.00	0.00	466,182.60
SAN DIEGO	SAN DIEGO UNIFIED	54/68338-00-006	Charter	P	6/2/2017	1/24/2018	0.00	0.00	23,036,581.80	23,036,581.80	0.00	0.00	0.00	23,036,581.80
SAN DIEGO	SAN DIEGO UNIFIED	54/68338-00-007	Charter	P	6/2/2017	1/24/2018	0.00	0.00	11,742,390.90	11,742,390.90	0.00	0.00	0.00	11,742,390.90
ALAMEDA	OAKLAND UNIFIED	54/61259-00-006	Charter	P	6/5/2017	1/24/2018	0.00	9,842,314.50	9,842,314.50	19,684,629.00	0.00	0.00	0.00	19,684,629.00
ALAMEDA	OAKLAND UNIFIED	54/61259-09-006	Charter	P	6/5/2017	1/24/2018	0.00	2,139,365.70	2,139,365.70	4,278,731.40	0.00	0.00	0.00	4,278,731.40
ALAMEDA	OAKLAND UNIFIED	54/61259-09-007	Charter	P	6/5/2017	1/24/2018	0.00	4,610,634.30	4,610,634.30	9,221,268.60	0.00	0.00	0.00	9,221,268.60
ALAMEDA	OAKLAND UNIFIED	54/61259-09-010	Charter	P	6/5/2017	1/24/2018	0.00	1,801,854.90	1,801,854.90	3,603,709.80	0.00	0.00	0.00	3,603,709.80
ALAMEDA	OAKLAND UNIFIED	54/61259-09-011	Charter	P	6/5/2017	1/24/2018	0.00	19,352,563.20	19,352,563.20	38,705,126.40	0.00	0.00	0.00	38,705,126.40
ALAMEDA	OAKLAND UNIFIED	54/61259-13-005	Charter	P	6/5/2017	1/24/2018	0.00	626,722.20	626,722.20	1,253,444.40	0.00	0.00	0.00	1,253,444.40
ALAMEDA	OAKLAND UNIFIED	54/61259-13-006	Charter	P	6/5/2017	1/24/2018	0.00	3,037,278.60	3,037,278.60	6,074,557.20	0.00	0.00	0.00	6,074,557.20
MARIPOSA	MARIPOSA COUNTY UNIFIED	54/65532-00-001	Charter	P	6/5/2017	1/24/2018	0.00	0.00	1,092,709.80	1,092,709.80	0.00	0.00	0.00	1,092,709.80
SACRAMENTO	SAN JUAN UNIFIED	54/67447-00-005	Charter	P	6/5/2017	1/24/2018	0.00	0.00	5,974,846.20	5,974,846.20	0.00	0.00	0.00	5,974,846.20
TULARE	VISALIA UNIFIED	54/72256-00-001	Charter	P	6/5/2017	1/24/2018	0.00	3,378,707.10	3,378,707.10	6,757,414.20	0.00	0.00	0.00	6,757,414.20
TULARE	VISALIA UNIFIED	54/72256-00-002	Charter	P	6/5/2017	1/24/2018	0.00	5,195,620.80	5,195,620.80	10,391,241.60	0.00	0.00	0.00	10,391,241.60
TULARE	VISALIA UNIFIED	54/72256-00-003	Charter	P	6/5/2017	1/24/2018	0.00	2,169,537.30	2,169,537.30	4,339,074.60	0.00	0.00	0.00	4,339,074.60
TULARE	VISALIA UNIFIED	54/72256-00-004	Charter	P	6/5/2017	1/24/2018	0.00	753,290.10	753,290.10	1,506,580.20	0.00	0.00	0.00	1,506,580.20
SAN DIEGO	SAN DIEGO UNIFIED	54/68338-00-004	Charter	P	5/18/2017	2/28/2018	0.00	0.00	5,649,357.60	5,649,357.60	0.00	0.00	0.00	5,649,357.60
SOLANO	VALLEJO CITY UNIFIED	54/70581-00-006	Charter	P	5/22/2016	2/28/2018	0.00	13,277,356.90	13,277,356.90	26,554,713.80	590,900.00	2,315,550.00	12,651,864.00	10,996,399.80
SOLANO	VALLEJO CITY UNIFIED	54/70581-00-007	Charter	P	5/22/2016	2/28/2018	0.00	452,842.20	452,842.20	905,684.40	0.00	0.00	905,684.40	0.00
ALAMEDA	OAKLAND UNIFIED	54/61259-12-005	Charter	P	5/26/2017	2/28/2018	0.00	1,673,397.00	1,673,397.00	3,346,794.00	0.00	0.00	0.00	3,346,794.00
ALAMEDA	OAKLAND UNIFIED	54/61259-12-006	Charter	P	5/26/2017	2/28/2018	0.00	1,701,603.00	1,701,603.00	3,403,206.00	0.00	0.00	0.00	3,403,206.00
SACRAMENTO	NATOMAS UNIFIED	54/75283-00-008	Charter	P	5/26/2017	2/28/2018	0.00	0.00	2,573,846.10	2,573,846.10	0.00	0.00	2,573,846.10	0.00
LOS ANGELES	LOS ANGELES UNIFIED	54/64733-00-101	Charter	P	6/2/2017	2/28/2018	0.00	13,850,962.20	13,850,962.20	27,701,924.40	0.00	0.00	0.00	27,701,924.40
ALAMEDA	OAKLAND UNIFIED	54/61259-00-011	Charter	P	6/2/2017	2/28/2018	0.00	9,184,988.70	9,184,988.70	18,369,977.40	0.00	0.00	0.00	18,369,977.40
SAN DIEGO	SAN DIEGO UNIFIED	54/68338-00-008	Charter	P	6/2/2017	2/28/2018	0.00	0.00	15,156,028.80	15,156,028.80	0.00	0.00	0.00	15,156,028.80
SANTA CLARA	MORGAN HILL UNIFIED	54/69583-00-002	Charter	P	6/5/2017	2/28/2018	0.00	6,209,740.80	6,209,740.80	12,419,481.60	0.00	0.00	0.00	12,419,481.60
SAN DIEGO	CAJON VALLEY UNION ELEMENTARY	54/67991-00-002	Charter	P	6/5/2017	2/28/2018	0.00	2,365,949.70	2,365,949.70	4,731,899.40	0.00	0.00	0.00	4,731,899.40
SAN DIEGO	CAJON VALLEY UNION ELEMENTARY	54/67991-00-003	Charter	P	6/5/2017	2/28/2018	0.00	1,567,601.10	1,567,601.10	3,135,202.20	0.00	0.00	0.00	3,135,202.20
SANTA CLARA	EAST SIDE UNION HIGH	54/69427-00-005	Charter	P	6/5/2017	2/28/2018	0.00	13,973,119.20	13,973,119.20	27,946,238.40	0.00	0.00	0.00	27,946,238.40
SANTA CLARA	EAST SIDE UNION HIGH	54/69427-00-006	Charter	P	6/5/2017	2/28/2018	0.00	246,867.30	246,867.30	493,734.60	0.00	0.00	0.00	493,734.60
SAN DIEGO	CAJON VALLEY UNION ELEMENTARY	54/67991-00-001	Charter	P	6/5/2017	2/28/2018	0.00	4,381,450.20	4,381,450.20	8,762,900.40	0.00	0.00	0.00	8,762,900.40
ALAMEDA	OAKLAND UNIFIED	54/61259-00-010	Charter	P	6/5/2017	2/28/2018	0.00	10,227,982.50	10,227,982.50	20,455,965.00	0.00	0.00	0.00	20,455,965.00
SAN BERNARDINO	SAN BERNARDINO CITY UNIFIED	54/67876-00-004	Charter	P	6/5/2017	2/28/2018	0.00	2,064,591.00	2,064,591.00	4,129,182.00	0.00	0.00	0.00	4,129,182.00
SACRAMENTO	SACRAMENTO CITY UNIFIED	54/67439-00-007	Charter	P	6/5/2017	2/28/2018	0.00	5,049,542.70	5,049,542.70	10,099,085.40	0.00	0.00	0.00	10,099,085.40
SACRAMENTO	SACRAMENTO CITY UNIFIED	54/67439-00-008	Charter	P	6/5/2017	2/28/2018	0.00	6,288,725.20	6,288,725.20	12,577,450.40	0.00	0.00	0.00	12,577,450.40
SOLANO	VALLEJO CITY UNIFIED	54/70581-00-004	Charter	P	5/22/2017	05/23/2018	0.00	200,755.80	200,755.80	401,511.60	401,511.60	0.00	0.00	0.00
SOLANO	VALLEJO CITY UNIFIED	54/70581-00-005	Charter	P	5/22/2017	05/23/2018	0.00	8,001,594.70	8,001,594.70	16,003,189.40	2,076,164.03	6,036,845.61	7,820,113.01	70,066.75
LOS ANGELES	LOS ANGELES UNIFIED	54/64733-00-102	Charter	P	6/1/2017	05/23/2018	0.00	5,109,828.80	5,109,828.80	10,219,657.60	0.00	0.00	10,219,657.60	0.00
ALAMEDA	HAYWARD UNIFIED	54/61192-02-003	Charter	P	6/5/2017	10/24/2018	0.00	7,006,307.40	7,006,307.40	14,012,614.80	0.00	0.00	14,012,614.80	0.00
ALAMEDA	HAYWARD UNIFIED	54/61192-02-004	Charter	P	6/5/2017	10/24/2018	0.00	4,550,241.60	4,550,241.60	9,100,483.20	0.00	0.00	9,100,483.20	0.00
ALAMEDA	SAN LORENZO UNIFIED	54/61309-00-003	Charter	P	6/5/2017	12/11/2018	0.00	7,608,998.60	7,608,998.60	15,217,997.20	0.00	0.00	15,217,997.20	0.00
SACRAMENTO	SAN JUAN UNIFIED	54/67447-00-007	Charter	P	6/5/2017	12/11/2018	0.00	0.00	3,855,763.80	3,855,763.80	0.00	0.00	3,855,763.80	0.00
LOS ANGELES	LOS ANGELES UNIFIED	54/64733-00-103	Charter	P	5/30/2017	5/22/2019	0.00	5,159,700.00	5,159,700.00	10,319,400.00	668,718.00	3,954,930.00	5,695,752.00	0.00
RIVERSIDE	PERRIS ELEMENTARY	54/67199-00-001	Charter	P	6/5/2017	6/26/2019	0.00	0.00	9,523,442.70	9,523,442.70	0.00	0.00	7,455,591.70	2,067,851.00
BUTTE	CHICO UNIFIED	54/61424-00-006	Charter	P	5/30/2017	2/26/2020	0.00	1,877,635.40	3,175,079.40	5,052,714.80	0.00	0.00	5,052,714.80	0.00
BUTTE	CHICO UNIFIED	54/61424-00-007	Charter	P	5/30/2017	2/26/2020	0.00	2,555,059.80	4,584,394.80	7,139,454.60	0.00	0.00	4,847,001.60	2,292,453.00
ALAMEDA	OAKLAND UNIFIED	54/61259-00-006	Charter	P	6/5/2017	8/26/2020	0.00	216,091.80	216,091.80	432,183.60	0.00	0.00	0.00	432,183.60
<b>Total</b>							<b>0.00</b>	<b>211,973,865.80</b>	<b>301,177,547.10</b>	<b>513,151,412.90</b>	<b>3,737,293.63</b>	<b>12,307,325.61</b>	<b>122,357,314.01</b>	<b>374,749,479.65</b>

\*This Charter Unfunded Preliminary list does not include \$28.3 million for 11 projects for Charter School Facilities Program Preliminary Apportionments for Design and Site Funding.

## **INFORMATION ITEM**

### **SCHOOL FACILITY PROGRAM OFFICE OF PUBLIC SCHOOL CONSTRUCTION FUNDING WORKLOAD LISTING (Applications Received Through April 30, 2021)**

The New Construction and Modernization projects on this list represent completed applications awaiting the Office of Public School Construction (OPSC) processing and scheduling to the State Allocation Board.

This list includes future workload that is identified as:

- Pending reflects workload that has been processed by OPSC but awaiting further information/documentation from the district.
- Reviewing reflects currently being processed by OPSC.

Pursuant to SFP Regulation Section 1859.95.1, this list also includes applications that were received, but not reviewed by OPSC. This list is presented to the State Allocation Board for acknowledgement.

This list is also available on the [OPSC Website](#) and is updated on the first and third Fridays of each month.

SFP APPLICATIONS  
New Construction and Charter School Facilities Program  
- Workload as of April 30, 2021 -

District	County	Site Name	Application Number	OPSC Date Received	Estimated State Grant (a)	Financial Hardship (b)	Notification Occurred**
Alisal Union	Monterey	Fremont Elementary	50/65961-00-011	08/10/17	\$ 7,231,447	\$ -	10/2/2019
Raymond-Knowles Union Elementary	Madera	Raymond-Knowles Elementary	50/65276-00-001	09/19/17	\$ 197,883	\$ 197,883	11/1/2019
Southern Kern Unified	Kern	Hamilton Elementary	50/63776-00-002	02/13/18	\$ 11,736,558	\$ 11,736,558	4/2/2020
San Jacinto Unified	Riverside	New Middle School	50/67249-00-017	03/21/18	\$ 25,322,444	\$ -	11/1/2020
Livingston Union	Merced	Selma Herndon Elementary	50/65748-00-004	03/28/18	\$ 1,101,192	\$ -	11/1/2020
Corona-Norco Unified	Riverside	Lincoln Alternative Elementary	50/67033-02-001	04/10/18	\$ 1,641,187	\$ -	12/1/2020
San Marcos Unified	San Diego	San Marcos Middle	50/73791-00-018	04/17/18	\$ 9,500,378	\$ -	12/1/2020
Buckeye Union Elementary	El Dorado	Charter Montessori Valley View Campus	50/61838-00-008	04/23/18	\$ 2,289,961	\$ -	12/1/2020
Oakley Union Elementary	Contra Costa	Summer Lake Elementary	50/61762-00-011	05/03/18	\$ 11,345,343	\$ 11,345,343	1/4/2021
Centinela Valley Union High	Los Angeles	Lawndale High	50/64352-02-002	05/04/18	\$ 5,840,880	\$ -	1/4/2021
Sanger Unified	Fresno	Sanger Educational Complex	50/62414-00-022	05/11/18	\$ 24,284,563	\$ -	1/4/2021
Wasco Union Elementary	Kern	Palm Avenue Elementary	50/63842-00-005	05/21/18	\$ 1,363,433	\$ 1,363,433	2/1/2021
Visalia Unified	Tulare	Denton Elementary	50/72256-00-031	05/21/18	\$ 9,966,124	\$ -	2/1/2021
Jurupa Unified	Riverside	Glen Avon Elementary	50/67090-00-015	05/22/18	\$ 914,157	\$ -	2/1/2021
San Dieguito Union High	San Diego	Pacific Trails Middle	50/68346-00-005	05/29/18	\$ 6,239,976	\$ -	2/1/2021
Bakersfield City	Kern	Noble Elementary	50/63321-00-034	05/31/18	\$ 1,584,750	\$ -	2/1/2021
Konocti Unified	Lake	Lower Lake High	50/64022-00-001	05/31/18	\$ 478,657	\$ -	2/1/2021
Kern High	Kern	Independence High	50/63529-00-010	06/05/18	\$ 9,406,276	\$ -	2/1/2021
Caruthers Unified	Fresno	Caruthers Elementary	50/75598-00-001	06/05/18	\$ 1,702,182	\$ -	2/1/2021
Brea-Olinda Unified	Orange	Olinda Elementary	50/66449-00-002	06/08/18	\$ 867,837	\$ -	3/1/2021
Woodland Joint Unified	Yolo	Spring Lake Elementary	50/72710-00-006	06/08/18	\$ 4,633,025	\$ -	3/1/2021
Corona-Norco Unified	Riverside	Norco Elementary	50/67033-00-043	06/12/18	\$ 1,937,594	\$ -	3/1/2021
Riverdale Joint Unified	Fresno	Riverdale Elementary	50/75408-00-002	06/14/18	\$ 1,719,374	\$ -	3/1/2021
Fairfield-Suisun Unified	Solano	Grange Middle	50/70540-00-028	06/18/18	\$ 2,732,268	\$ -	3/1/2021
Walnut Valley Unified	Los Angeles	Quail Summit Elementary	50/73460-00-010	06/20/18	\$ 324,226	\$ -	3/1/2021
Lemoore Union High	Kings	Lemoore High	50/63982-00-002	06/22/18	\$ 1,221,650	\$ -	3/1/2021
Tulare Joint Union High	Tulare	Tulare Western High	50/72249-00-003	06/22/18	\$ 602,300	\$ -	3/1/2021
San Marcos Unified	San Diego	La Costa Meadows Elementary	50/73791-00-020	06/25/18	\$ 981,918	\$ -	3/1/2021
Dinuba Unified	Tulare	New High	50/75531-00-006	06/27/18	\$ 48,607,132	\$ 48,607,132	3/1/2021
Bakersfield City	Kern	Leo G Pauly Elementary	50/63321-00-035	06/28/18	\$ 1,464,460	\$ -	3/1/2021
Bakersfield City	Kern	Leo G Pauly Elementary	50/63321-00-036	06/28/18	\$ 1,692,826	\$ -	3/1/2021
Western Placer Unified	Placer	Glen Edwards Middle	50/66951-00-010	06/29/18	\$ 4,168,288	\$ -	3/1/2021
Fowler Unified	Fresno	Fowler High	50/62158-00-002	07/05/18	\$ 1,662,406	\$ -	3/1/2021
Guadalupe Union Elementary	Santa Barbara	Kermit McKenzie Junior High	50/69203-00-002	07/06/18	\$ 1,692,026	\$ -	3/1/2021
Irvine Unified	Orange	Cypress Village Elementary	50/73650-00-042	07/06/18	\$ 1,394,110	\$ -	3/1/2021
Irvine Unified	Orange	Woodbridge High	50/73650-00-043	07/06/18	\$ 3,041,419	\$ -	3/1/2021
Bakersfield City	Kern	Hort Elementary	50/63321-00-037	07/10/18	\$ 2,574,301	\$ -	4/1/2021
Bakersfield City	Kern	Bessie E Owens Intermediate	50/63321-00-038	07/12/18	\$ 1,416,427	\$ -	4/1/2021
Bakersfield City	Kern	Evergreen Elementary	50/63321-00-039	07/13/18	\$ 1,381,396	\$ -	4/1/2021
Merced City Elementary	Merced	Rudolph Rivera Elementary	50/65771-00-024	07/13/18	\$ 744,286	\$ -	4/1/2021
Imperial County Office of Education	Imperial	La Paloma Elementary	50/10132-01-005	07/16/18	\$ 117,011	\$ 117,011	4/1/2021
Imperial County Office of Education	Imperial	Cross Elementary	50/10132-02-002	07/16/18	\$ 234,022	\$ 234,022	4/1/2021
Imperial County Office of Education	Imperial	Calexico High	50/10132-03-006	07/16/18	\$ 234,022	\$ 234,022	4/1/2021
Imperial County Office of Education	Imperial	La Victoria Elementary	50/10132-03-007	07/16/18	\$ 351,032	\$ 351,032	4/1/2021
Imperial County Office of Education	Imperial	De Anza 9th Grade Academy	50/10132-03-008	07/16/18	\$ 351,032	\$ 351,032	4/1/2021
Fairfield-Suisun Unified	Solano	Fairview Elementary	50/70540-00-029	07/16/18	\$ 2,577,077	\$ -	4/1/2021
Liberty Elementary	Tulare	Liberty Elementary	50/71985-00-004	07/16/18	\$ 3,015,213	\$ -	4/1/2021
Gustine Unified	Merced	Gustine High	50/73619-00-006	07/16/18	\$ 2,092,598	\$ 2,092,598	4/1/2021
Hanford Elementary	Kings	Martin Luther King Jr Elementary	50/63917-00-004	07/19/18	\$ 2,798,162	\$ -	4/1/2021
Sequoia Union High	San Mateo	TIDE Academy	50/69062-01-009	07/19/18	\$ 17,996,168	\$ -	4/1/2021
Oxnard	Ventura	Emilie Ritchen Elementary	50/72538-00-016	07/19/18	\$ 808,227	\$ -	4/1/2021
Oxnard	Ventura	Norman R Brekke Elementary	50/72538-00-017	07/19/18	\$ 645,848	\$ -	4/1/2021
Oxnard	Ventura	Christa McAuliffe Elementary	50/72538-00-018	07/19/18	\$ 863,865	\$ -	4/1/2021
Gustine Unified	Merced	Romero Elementary	50/73619-00-007	07/26/18	\$ 1,420,047	\$ 1,420,047	4/1/2021
Ripon Unified	San Joaquin	Colony Oak Elementary	50/68650-00-007	07/27/18	\$ 8,081,016	\$ -	4/15/2021
Oxnard	Ventura	Lemonwood Elementary	50/72538-00-019	07/27/18	\$ 1,937,447	\$ -	4/15/2021
Oxnard	Ventura	Elm Street Elementary	50/72538-00-020	07/27/18	\$ 832,824	\$ -	4/15/2021
Oxnard	Ventura	Thurgood Marshall Elementary	50/72538-00-021	07/27/18	\$ 957,376	\$ -	4/15/2021
Oxnard	Ventura	McKinna Elementary	50/72538-00-022	07/27/18	\$ 10,247,550	\$ -	4/15/2021
Oxnard	Ventura	McKinna Elementary	50/72538-00-023	07/27/18	\$ 960,061	\$ -	4/15/2021
Kern High	Kern	Frontier High	50/63529-00-011	07/30/18	\$ 4,390,293	\$ -	4/15/2021
Oxnard	Ventura	Ramona Elementary	50/72538-00-024	07/30/18	\$ 660,882	\$ -	4/15/2021

SFP APPLICATIONS  
New Construction and Charter School Facilities Program  
- Workload as of April 30, 2021 -

District	County	Site Name	Application Number	OPSC Date Received	Estimated State Grant (a)	Financial Hardship (b)	Notification Occurred**
Irvine Unified	Orange	Springbrook Elementary	50/73650-00-044	07/30/18	\$ 1,626,156	\$ -	4/15/2021
Konocti Unified	Lake	Lower Lake Elementary	50/64022-00-002	08/06/18	\$ 350,352	\$ -	4/15/2021
Redlands Unified	San Bernardino	Mission Elementary	50/67843-00-009	08/06/18	\$ 532,726	\$ -	4/15/2021
Clovis Unified	Fresno	Reagan Elementary	50/62117-00-022	08/07/18	\$ 440,947	\$ -	4/15/2021
Clovis Unified	Fresno	Reyburn Intermediate	50/62117-00-023	08/07/18	\$ 441,108	\$ -	4/15/2021
Clovis Unified	Fresno	James S Fugman Elementary	50/62117-00-024	08/07/18	\$ 254,782	\$ -	4/15/2021
Atwater Elementary	Merced	Peggy Heller Elementary	50/65631-00-005	08/07/18	\$ 2,312,887	\$ -	4/15/2021
Tustin Unified	Orange	Robert Heideman Elementary	50/73643-00-022	08/07/18	\$ 1,447,625	\$ -	4/15/2021
Los Banos Unified	Merced	Pacheco High	50/65755-00-011	08/08/18	\$ 1,492,303	\$ -	4/15/2021
Southern Kern Unified	Kern	Tropico Middle	50/63776-00-004	08/09/18	\$ 11,870,062	\$ 11,870,062	4/15/2021
Los Banos Unified	Merced	Volta Elementary	50/65755-00-012	08/09/18	\$ 1,076,430	\$ -	4/15/2021
Pajaro Valley Unified	Santa Cruz	Aptos Junior High	50/69799-00-009	08/09/18	\$ 2,254,552	\$ -	4/15/2021
Pajaro Valley Unified	Santa Cruz	Valencia Elementary	50/69799-00-010	08/09/18	\$ 1,457,285	\$ -	4/15/2021
Chico Unified	Butte	Neal Dow Elementary	50/61424-00-007	08/10/18	\$ 1,589,066	\$ -	
Chico Unified	Butte	Marigold Elementary	50/61424-00-008	08/10/18	\$ 656,036	\$ -	
Chico Unified	Butte	Loma Vista	50/61424-00-009	08/10/18	\$ 667,338	\$ -	
Chico Unified	Butte	Shasta Elementary	50/61424-00-010	08/10/18	\$ 1,691,974	\$ -	
Albany City Unified	Alameda	Albany Middle	50/61127-00-003	08/13/18	\$ 4,492,118	\$ -	
Bakersfield City	Kern	New Elementary	50/63321-00-040	08/15/18	\$ 14,612,348	\$ 14,612,348	
Roberts Ferry Union Elementary	Stanislaus	Roberts Ferry Union Elementary	50/71233-00-002	08/15/18	\$ 537,066	\$ 537,066	
Monson-Sultana Joint Union Elementary	Tulare	Monson-Sultana Elementary	50/72009-00-003	08/15/18	\$ 1,324,540	\$ 1,324,540	
Willows Unified	Glenn	Murdock Elementary	50/62661-00-001	08/17/18	\$ 1,303,978	\$ -	
Centinela Valley Union High	Los Angeles	Hawthorne High	50/64352-00-007	08/17/18	\$ 1,122,890	\$ -	
Anaheim Union High	Orange	Dale Junior High	50/66431-05-002	08/17/18	\$ 2,491,096	\$ -	
Anaheim Union High	Orange	Oxford Academy	50/66431-05-003	08/17/18	\$ 1,470,799	\$ -	
Corona-Norco Unified	Riverside	Dr Bernice Jameson Todd Academy	50/67033-00-044	08/17/18	\$ 5,996,385	\$ -	
Templeton Unified	San Luis Obispo	Templeton High	50/68841-00-002	08/17/18	\$ 3,406,620	\$ -	
Gustine Unified	Merced	Gustine Middle	50/73619-00-008	08/17/18	\$ 1,458,100	\$ 1,458,100	
Gustine Unified	Merced	Gustine Elementary	50/73619-00-009	08/17/18	\$ 1,433,571	\$ 1,433,571	
Irvine Unified	Orange	Canyon View Elementary	50/73650-00-045	08/17/18	\$ 932,595	\$ -	
Yuba County Office of Education	Yuba	Virginia School	50/10587-00-004	08/22/18	\$ 613,950	\$ 613,950	
Yuba County Office of Education	Yuba	Virginia School	50/10587-00-005	08/22/18	\$ 382,468	\$ 382,468	
Corona-Norco Unified	Riverside	Rondo Elementary	50/67033-00-045	08/22/18	\$ 16,832,543	\$ -	
San Dieguito Union High	San Diego	San Dieguito High Academy	50/68346-00-006***	08/23/18	\$ 6,836,372	\$ -	
Rocklin Unified	Placer	Elementary #12	50/75085-00-014***	08/23/18	\$ 16,135,519	\$ -	
San Carlos Elementary	San Mateo	San Carlos Charter Learning Center	50/69021-00-001***	08/24/18	\$ 5,939,528	\$ -	
Irvine Unified	Orange	Meadow Park Elementary	50/73650-00-046***	08/24/18	\$ 1,149,109	\$ -	
Irvine Unified	Orange	Brywood Elementary	50/73650-00-047***	08/24/18	\$ 1,094,082	\$ -	
Roseville City Elementary	Placer	Riego Creek Elementary	50/66910-00-015***	08/29/18	\$ 13,101,726	\$ -	
Tahoe-Truckee Unified	Placer	Kings Beach Elementary	50/66944-00-006***	08/29/18	\$ 1,810,817	\$ -	
Tahoe-Truckee Unified	Placer	Tahoe Truckee High	50/66944-00-007***	08/29/18	\$ 7,839,397	\$ -	
Tahoe-Truckee Unified	Placer	Donner Trail Elementary	50/66944-00-008***	08/29/18	\$ 564,411	\$ -	
Los Angeles Unified	Los Angeles	Castlebay Lane Elementary	50/64733-00-144***	08/30/18	\$ 2,539,262	\$ -	
Los Angeles Unified	Los Angeles	Latona Avenue Elementary	50/64733-00-145***	08/30/18	\$ 2,758,524	\$ -	
Los Angeles Unified	Los Angeles	Porter Ranch Community	50/64733-00-146***	08/30/18	\$ 3,054,672	\$ -	
Los Angeles Unified	Los Angeles	Normont Elementary	50/64733-00-147***	08/30/18	\$ 2,467,384	\$ -	
Los Angeles Unified	Los Angeles	Multnomah Street Elementary	50/64733-34-001***	08/30/18	\$ 2,490,317	\$ -	
Galt Joint Union High	Sacramento	Galt High	50/67355-00-006***	09/04/18	\$ 2,262,821	\$ -	
Los Angeles Unified	Los Angeles	Berendo Middle	50/64733-00-148***	09/05/18	\$ 2,756,321	\$ -	
Sacramento County Office of Education	Sacramento	New Community School	50/10348-00-003***	09/06/18	\$ 675,200	\$ 675,200	
Robla Elementary	Sacramento	Main Avenue Elementary	50/67421-00-001***	09/06/18	\$ 2,737,939	\$ -	
Robla Elementary	Sacramento	Main Avenue Elementary	50/67421-00-002***	09/06/18	\$ 1,707,611	\$ -	
Jacoby Creek Elementary	Humboldt	Jacoby Creek	50/62893-00-001***	09/07/18	\$ 347,010	\$ 347,010	
Tulare Joint Union High	Tulare	Tulare Union High	50/72249-00-004***	09/07/18	\$ 3,358,975	\$ -	
Stockton Unified	San Joaquin	Kennedy Elementary	50/68676-01-003***	09/10/18	\$ 6,750,094	\$ -	
Sanger Unified	Fresno	Ronald W Reagan Elementary	50/62414-00-023***	09/12/18	\$ 429,395	\$ -	
Brawley Elementary	Imperial	La Paloma	50/63073-00-002***	09/12/18	\$ 12,914,632	\$ -	
Los Angeles Unified	Los Angeles	Porter Ranch Community	50/64733-00-149***	09/12/18	\$ 3,478,337	\$ -	
San Pasqual Valley Unified	Imperial	San Pasqual Valley High	51/63214-00-001*	03/11/21	\$ 4,279,731	\$ -	
Paradise Unified	Butte	Honey Run Academy Elementary	51/61531-00-001	03/23/21	\$ 121,429	\$ -	
Paradise Unified	Butte	Paradise Intermediate	51/61531-00-004	03/23/21	\$ 1,795,288	\$ -	
Paradise Unified	Butte	Pine Ridge Elementary	51/61531-00-005	03/23/21	\$ 206,443	\$ -	



SFP APPLICATIONS  
New Construction and Charter School Facilities Program  
- Workload as of April 30, 2021 -

District	County	Site Name	Application Number	OPSC Date Received	Estimated State Grant (a)	Financial Hardship (b)	Notification Occurred**
Paradise Unified	Butte	Ponderosa Elementary	51/61531-00-006	03/23/21	\$ 2,740,123	\$ -	
Paradise Unified	Butte	Ridgeview High	51/61531-00-007	03/23/21	\$ 1,805,883	\$ -	
Paradise Unified	Butte	Paradise Elementary	51/61531-00-002	03/24/21	\$ 7,476,926	\$ -	
Paradise Unified	Butte	Paradise Senior High	51/61531-00-003	03/24/21	\$ 603,883	\$ -	
Napa Valley Unified	Napa	West Park Elementary	51/66266-00-003*	04/09/21	\$ 1,836,777	\$ -	
Napa Valley Unified	Napa	Valley Oak High	51/66266-00-004	04/09/21	\$ 1,977,859	\$ -	

Summary of New Construction Funding	Total (in Dollars)
<b>Estimated State Grant (Column F)</b>	\$ 495,194,926
<b>Financial Hardship (Column G)</b>	\$ 111,304,428
<b>Total of Estimated State Grant and Financial Hardship</b>	<b>\$ 606,499,353</b>

New Construction Funding	Estimated State	
	Grant	Financial Hardship
<b>Funding Sub-totals</b>	\$ 472,350,584	\$ 111,304,428
<b>Facility Hardship - Non-Seismic</b>	\$ 16,727,834	\$ -
<b>Funding Total</b>		<b>\$ 600,382,846</b>
<b>Facility Hardship - Seismic</b>	\$ 6,116,508	\$ -
<b>Charter Schools</b>	\$ -	\$ -

(a) Represents estimated state share of project including excessive cost grants. Amounts shown have not been reviewed by OPSC for compliance with all School Facility Program requirements.

(b) Represents estimated financial hardship. Amounts shown have not been reviewed by OPSC for compliance with all School Facility Program requirements.

\*Facility Hardship project requesting Seismic Mitigation Program funding.

\*\* School districts have been notified that the Office of Public School Construction will begin processing the district's application in the near future.

\*\*\* These applications exceed the available bond authority. The applications were submitted prior to OPSC's notification to school districts to submit a school board resolution with the application.

\*\*\*\* Estimated State Grant is equal to the estimated State Share at the time the application was submitted.

SFP APPLICATIONS  
 Modernization School Facilities Program  
 - Workload as of April 30, 2021 -

District	County	Site Name	Application Number	OPSC Date Received	Estimated State Grant (a)	Financial Hardship (b)	Notification Occurred**
Los Angeles Unified	Los Angeles	George Washington Carver Middle	57/64733-00-640	02/07/18	\$ 4,864,058	\$ -	3/4/2020
Los Angeles Unified	Los Angeles	Woodrow Wilson Senior High	57/64733-00-658	03/07/18	\$ 3,778,899	\$ -	4/2/2020
Long Beach Unified	Los Angeles	Roosevelt Elementary	57/64725-00-041	03/21/18	\$ 6,227,165	\$ -	11/1/2020
Delano Union Elementary	Kern	Albany Park Elementary	57/63404-00-004	04/02/18	\$ 2,143,037	\$ 1,428,691	11/1/2020
Delano Union Elementary	Kern	Nueva Vista Language Academy	57/63404-00-005	04/02/18	\$ 2,479,934	\$ 1,653,289	11/1/2020
Los Angeles Unified	Los Angeles	Annalee Avenue Elementary	57/64733-00-681	05/02/18	\$ 668,195	\$ -	1/4/2021
Los Angeles Unified	Los Angeles	Alexander Hamilton Senior High	57/64733-00-682	05/02/18	\$ 1,207,579	\$ -	1/4/2021
Los Angeles Unified	Los Angeles	Walter Reed Middle	57/64733-00-683	05/02/18	\$ 1,630,748	\$ -	1/4/2021
Los Angeles Unified	Los Angeles	Downtown Business High	57/64733-00-684	05/02/18	\$ 5,096,247	\$ -	1/4/2021
Los Angeles Unified	Los Angeles	Joseph Le Conte Middle	57/64733-00-685	05/02/18	\$ 609,079	\$ -	1/4/2021
Las Virgenes Unified	Los Angeles	Lupin Hill Elementary	57/64683-00-010	05/03/18	\$ 907,224	\$ -	1/4/2021
Centinela Valley Union High	Los Angeles	Lawndale High	57/64352-00-007	05/04/18	\$ 1,666,540	\$ -	1/4/2021
Golden Plains Unified	Fresno	Helm Elementary	57/75234-00-006	05/04/18	\$ 273,216	\$ -	1/4/2021
South San Francisco Unified	San Mateo	Spruce Elementary	57/69070-00-018	05/07/18	\$ 963,293	\$ -	1/4/2021
South San Francisco Unified	San Mateo	Ponderosa Elementary	57/69070-00-019	05/07/18	\$ 667,709	\$ -	1/4/2021
Cupertino Union	Santa Clara	Nelson S Dilworth Elementary	57/69419-00-029	05/07/18	\$ 510,003	\$ -	1/4/2021
Soquel Union Elementary	Santa Cruz	Soquel Elementary	57/69849-00-006	05/07/18	\$ 227,584	\$ -	1/4/2021
Soquel Union Elementary	Santa Cruz	Santa Cruz Gardens Elementary	57/69849-00-007	05/07/18	\$ 45,993	\$ -	1/4/2021
Soquel Union Elementary	Santa Cruz	Main Street Elementary	57/69849-00-008	05/07/18	\$ 484,424	\$ -	1/4/2021
Kelseyville Unified	Lake	Kelseyville High	57/64014-00-002	05/08/18	\$ 3,235,923	\$ -	1/4/2021
Visalia Unified	Tulare	Goshen Elementary	57/72256-00-023	05/08/18	\$ 1,637,692	\$ -	1/4/2021
Visalia Unified	Tulare	Mt Whitney High	57/72256-00-024	05/08/18	\$ 1,606,243	\$ -	1/4/2021
Visalia Unified	Tulare	Redwood High	57/72256-00-025	05/08/18	\$ 673,562	\$ -	1/4/2021
Visalia Unified	Tulare	Royal Oaks Elementary	57/72256-00-026	05/08/18	\$ 859,384	\$ -	1/4/2021
Norwalk-La Mirada Unified	Los Angeles	Julia B Morrison Elementary	57/64840-00-030	05/10/18	\$ 178,787	\$ -	1/4/2021
Oxnard	Ventura	Harrington Elementary	57/72538-00-027	05/10/18	\$ 584,890	\$ -	1/4/2021
Irvine Unified	Orange	Brywood Elementary	57/73650-00-031	05/10/18	\$ 2,870,668	\$ -	1/4/2021
Hollister	San Benito	Rancho San Justo	57/67470-00-003	05/11/18	\$ 1,567,920	\$ -	1/4/2021
Willows Unified	Glenn	Willows High	57/62661-00-005	05/15/18	\$ 2,842,688	\$ -	1/4/2021
Los Angeles Unified	Los Angeles	Logan Street Elementary	57/64733-00-686	05/15/18	\$ 656,134	\$ -	1/4/2021
Los Angeles Unified	Los Angeles	Humphreys Avenue Elementary	57/64733-00-687	05/15/18	\$ 6,897,346	\$ -	1/4/2021
Los Angeles Unified	Los Angeles	Audubon Middle	57/64733-00-688	05/15/18	\$ 3,835,933	\$ -	1/4/2021
Los Angeles Unified	Los Angeles	Francisco Bravo Medical Magnet High	57/64733-00-689	05/15/18	\$ 1,895,608	\$ -	1/4/2021
Los Angeles Unified	Los Angeles	Loyola Village Elementary	57/64733-00-690	05/15/18	\$ 561,038	\$ -	1/4/2021
Los Angeles Unified	Los Angeles	Theodore Roosevelt Senior High	57/64733-05-018	05/15/18	\$ 2,530,954	\$ -	1/4/2021
Barstow Unified	San Bernardino	Skyline North Elementary	57/67611-00-002	05/16/18	\$ 2,775,233	\$ -	1/4/2021
Twin Rivers Unified	Sacramento	Pacific Career and Technology High	57/76505-00-059	05/16/18	\$ 2,455,163	\$ -	1/4/2021
Twin Rivers Unified	Sacramento	Hazel Strauch Elementary	57/76505-00-060	05/16/18	\$ 1,475,739	\$ -	1/4/2021
Twin Rivers Unified	Sacramento	Sierra View Elementary	57/76505-00-061	05/16/18	\$ 662,000	\$ -	1/4/2021
Twin Rivers Unified	Sacramento	Pioneer Elementary	57/76505-00-062	05/16/18	\$ 1,116,763	\$ -	1/4/2021
Twin Rivers Unified	Sacramento	Kohler Elementary	57/76505-00-063	05/16/18	\$ 540,891	\$ -	1/4/2021
Coalinga-Huron Unified	Fresno	Sunset Elementary	57/62125-00-009	05/17/18	\$ 1,901,985	\$ -	1/4/2021
Coalinga-Huron Unified	Fresno	Henry F Bishop Elementary	57/62125-00-010	05/17/18	\$ 654,137	\$ -	1/4/2021
Hollister	San Benito	Gabilan Hills	57/67470-00-004	05/17/18	\$ 896,187	\$ -	1/4/2021
Gravenstein Union Elementary	Sonoma	Gravenstein Elementary	57/70714-00-003	05/17/18	\$ 2,144,261	\$ -	1/4/2021
Wasco Union Elementary	Kern	Palm Avenue Elementary	57/63842-00-004	05/21/18	\$ 949,748	\$ 633,165	2/1/2021
Elk Grove Unified	Sacramento	Union House Elementary	57/67314-00-026	05/21/18	\$ 1,603,056	\$ -	2/1/2021
Tustin Unified	Orange	Robert Heideman Elementary	57/73643-00-022	05/21/18	\$ 2,913,416	\$ -	2/1/2021
Konocti Unified	Lake	Konocti Education Center	57/64022-00-012	05/22/18	\$ 872,113	\$ -	2/1/2021
Los Angeles Unified	Los Angeles	Charles MacLay Middle	57/64733-00-691	05/22/18	\$ 2,688,503	\$ -	2/1/2021
Los Angeles Unified	Los Angeles	Forty-Ninth Street Elementary	57/64733-00-692	05/22/18	\$ 551,314	\$ -	2/1/2021
Los Angeles Unified	Los Angeles	Apperson Street Elementary	57/64733-00-693	05/22/18	\$ 838,001	\$ -	2/1/2021
Los Angeles Unified	Los Angeles	Los Angeles High	57/64733-00-694	05/22/18	\$ 3,975,731	\$ -	2/1/2021
Los Angeles Unified	Los Angeles	Garden Grove Elementary	57/64733-00-695	05/22/18	\$ 711,536	\$ -	2/1/2021
Round Valley Unified	Mendocino	Round Valley High	57/65607-00-001	05/22/18	\$ 1,003,579	\$ -	2/1/2021
Round Valley Unified	Mendocino	Round Valley Elementary	57/65607-00-002	05/22/18	\$ 1,554,144	\$ -	2/1/2021
Jurupa Unified	Riverside	Glen Avon Elementary	57/67090-00-015	05/22/18	\$ 3,271,033	\$ -	2/1/2021
Grossmont Union High	San Diego	Valhalla High	57/68130-12-001	05/22/18	\$ 424,477	\$ -	2/1/2021
San Dieguito Union High	San Diego	Torrey Pines High	57/68346-00-007	05/22/18	\$ 13,663,077	\$ -	2/1/2021
Morgan Hill Unified	Santa Clara	Paradise Valley Engineering Academy	57/69583-00-012	05/22/18	\$ 2,318,970	\$ -	2/1/2021
Morgan Hill Unified	Santa Clara	Paradise Valley Engineering Academy	57/69583-00-013	05/22/18	\$ 614,091	\$ -	2/1/2021
Oxnard	Ventura	Lemonwood Elementary	57/72538-00-028	05/24/18	\$ 818,846	\$ -	2/1/2021

SFP APPLICATIONS  
 Modernization School Facilities Program  
 - Workload as of April 30, 2021 -

District	County	Site Name	Application Number	OPSC Date Received	Estimated State Grant (a)	Financial Hardship (b)	Notification Occurred**
Elk Grove Unified	Sacramento	John Reith Elementary	57/67314-00-027	05/25/18	\$ 2,635,486	\$ -	2/1/2021
Los Angeles Unified	Los Angeles	Johnnie Cochran, Jr, Middle	57/64733-00-697	05/29/18	\$ 2,116,017	\$ -	2/1/2021
Los Angeles Unified	Los Angeles	Emerson (Ralph Waldo) Junior M	57/64733-21-036	05/29/18	\$ 1,002,746	\$ -	2/1/2021
Los Angeles Unified	Los Angeles	North Hollywood Senior High	57/64733-22-014	05/29/18	\$ 3,567,845	\$ -	2/1/2021
West Covina Unified	Los Angeles	West Covina High	57/65094-00-014	05/30/18	\$ 4,443,279	\$ -	2/1/2021
San Juan Unified	Sacramento	Fair Oaks Elementary	57/67447-00-063	05/30/18	\$ 1,347,587	\$ -	2/1/2021
Hollister	San Benito	R O Hardin Elementary	57/67470-00-005	05/30/18	\$ 4,306,262	\$ -	2/1/2021
Atascadero Unified	San Luis Obispo	Santa Margarita Elementary	57/68700-00-007	05/30/18	\$ 2,043,520	\$ -	2/1/2021
Santa Ana Unified	Orange	Washington Elementary	57/66670-00-053	05/31/18	\$ 4,236,001	\$ -	2/1/2021
Cambrian	Santa Clara	Ida Price Middle	57/69385-00-014	06/04/18	\$ 2,259,551	\$ -	2/1/2021
Cambrian	Santa Clara	Steindorf STEAM K-8 Magnet	57/69385-00-015	06/04/18	\$ 2,739,367	\$ -	2/1/2021
Cambrian	Santa Clara	Bagby Elementary	57/69385-00-016	06/04/18	\$ 410,783	\$ -	2/1/2021
Cambrian	Santa Clara	Farnham Elementary	57/69385-00-017	06/04/18	\$ 874,369	\$ -	2/1/2021
Cambrian	Santa Clara	Fammatre Elementary	57/69385-00-018	06/04/18	\$ 884,080	\$ -	2/1/2021
Dublin Unified	Alameda	Murray Elementary	57/75093-00-011	06/05/18	\$ 2,238,407	\$ -	2/1/2021
Clovis Unified	Fresno	Lincoln Elementary	57/62117-00-057	06/06/18	\$ 616,620	\$ -	2/1/2021
Dublin Unified	Alameda	Wells Middle	57/75093-00-012	06/06/18	\$ 1,048,020	\$ -	2/1/2021
Dublin Unified	Alameda	Wells Middle	57/75093-00-013	06/06/18	\$ 1,870,401	\$ -	2/1/2021
Dublin Unified	Alameda	Dublin Elementary	57/75093-00-014	06/06/18	\$ 2,924,401	\$ -	2/1/2021
Galt Joint Union High	Sacramento	Galt High	57/67355-00-002	06/08/18	\$ 4,162,983	\$ -	3/1/2021
San Bernardino City Unified	San Bernardino	San Bernardino High	57/67876-00-108	06/12/18	\$ 2,511,541	\$ -	3/1/2021
Los Angeles Unified	Los Angeles	Cienega Elementary	57/64733-00-698	06/13/18	\$ 1,370,920	\$ -	3/1/2021
Los Angeles Unified	Los Angeles	Canoga Park Senior High	57/64733-00-699	06/13/18	\$ 4,964,944	\$ -	3/1/2021
Los Angeles Unified	Los Angeles	Harrison Street Elementary	57/64733-00-700	06/13/18	\$ 1,024,516	\$ -	3/1/2021
Riverdale Joint Unified	Fresno	Riverdale Elementary	57/75408-00-006	06/14/18	\$ 690,356	\$ -	3/1/2021
Tracy Joint Unified	San Joaquin	Central Elementary	57/75499-00-012	06/14/18	\$ 2,987,345	\$ -	3/1/2021
Solana Beach Elementary	San Diego	Solana Highlands Elementary	57/68387-00-003	06/15/18	\$ 2,573,516	\$ -	3/1/2021
Barstow Unified	San Bernardino	Barstow Fine Arts Academy (formerly Barstow Intermediate)	57/67611-00-003	06/18/18	\$ 4,053,288	\$ -	3/1/2021
Pleasant View Elementary	Tulare	Pleasant View Elementary	57/72058-00-002	06/18/18	\$ 1,278,676	\$ 852,451	3/1/2021
Twin Rivers Unified	Sacramento	Harmon Johnson Elementary	57/76505-00-064	06/19/18	\$ 4,102,973	\$ -	3/1/2021
Centralia Elementary	Orange	George B Miller Elementary	57/66472-00-011	06/22/18	\$ 332,218	\$ -	3/1/2021
Centralia Elementary	Orange	Raymond Temple Elementary	57/66472-00-012	06/22/18	\$ 687,831	\$ -	3/1/2021
Grossmont Union High	San Diego	El Cajon Valley High	57/68130-00-028	06/22/18	\$ 3,143,831	\$ -	3/1/2021
Sweetwater Union High	San Diego	Bonita Vista Middle	57/68411-00-049	06/25/18	\$ 1,419,295	\$ -	3/1/2021
San Marcos Unified	San Diego	La Costa Meadows Elementary	57/73791-00-008	06/25/18	\$ 4,494,708	\$ -	3/1/2021
Colton Joint Unified	San Bernardino	Michael D'Arcy Elementary	57/67686-00-025	06/26/18	\$ 607,820	\$ -	3/1/2021
San Ramon Valley Unified	Contra Costa	California High	57/61804-00-034	06/28/18	\$ 3,194,794	\$ -	3/1/2021
Clovis Unified	Fresno	Alta Sierra Intermediate	57/62117-00-058	06/28/18	\$ 4,357,733	\$ -	3/1/2021
Santa Ana Unified	Orange	Garfield Elementary	57/66670-00-054	06/28/18	\$ 3,245,002	\$ -	3/1/2021
Grossmont Union High	San Diego	West Hills High	57/68130-00-029	06/28/18	\$ 6,613,614	\$ -	3/1/2021
Western Placer Unified	Placer	Glen Edwards Middle	57/66951-00-003	06/29/18	\$ 5,187,814	\$ -	3/1/2021
Wright Elementary	Sonoma	J X Wilson Elementary	57/71035-00-003	07/03/18	\$ 290,190	\$ -	3/1/2021
Hydesville Elementary	Humboldt	Hydesville Elementary	57/62885-00-002	07/06/18	\$ 259,295	\$ -	3/1/2021
Elk Grove Unified	Sacramento	Samuel Jackman Middle	57/67314-00-028	07/09/18	\$ 3,294,373	\$ -	3/1/2021
Elk Grove Unified	Sacramento	Eddy Middle School	57/67314-00-029	07/09/18	\$ 4,124,718	\$ -	3/1/2021
Elk Grove Unified	Sacramento	David Reese Elementary	57/67314-00-030	07/09/18	\$ 1,585,986	\$ -	3/1/2021
Elk Grove Unified	Sacramento	Jackson Elementary	57/67314-00-031	07/09/18	\$ 1,792,428	\$ -	3/1/2021
Elk Grove Unified	Sacramento	Florin Elementary	57/67314-00-032	07/10/18	\$ 2,821,509	\$ -	4/1/2021
Los Angeles Unified	Los Angeles	Dodson Middle School	57/64733-20-020	07/11/18	\$ 2,394,270	\$ -	4/1/2021
Muroc Joint Unified	Kern	Boron Junior-Senior High	57/63685-00-010	07/12/18	\$ 3,108,287	\$ -	4/1/2021
Del Norte County Unified	Del Norte	Joe Hamilton Elementary	57/61820-00-007	07/13/18	\$ 500,295	\$ -	4/1/2021
Golden Plains Unified	Fresno	San Joaquin Elementary	57/75234-00-007	07/13/18	\$ 3,776,997	\$ -	4/1/2021
Imperial County Office of Education	Imperial	De Anza 9th Grade Academy	57/10132-00-002	07/16/18	\$ 319,723	\$ 213,149	-
Elk Grove Unified	Sacramento	Florin High	57/67314-00-033	07/16/18	\$ 6,021,182	\$ -	4/1/2021
Solana Beach Elementary	San Diego	Skyline Elementary	57/68387-00-004	07/17/18	\$ 591,537	\$ -	4/1/2021
Firebaugh-Las Deltas Unified	Fresno	Firebaugh Middle	57/73809-00-006	07/17/18	\$ 513,079	\$ -	4/1/2021
Norwalk-La Mirada Unified	Los Angeles	Los Alisos Middle	57/64840-00-031	07/18/18	\$ 1,508,943	\$ -	4/1/2021
Fountain Valley Elementary	Orange	Masuda (Kazuo) Middle	57/66498-00-012	07/19/18	\$ 2,829,122	\$ -	4/1/2021
La Honda-Pescadero Unified	San Mateo	La Honda Elementary	57/68940-00-001	07/19/18	\$ 769,626	\$ -	4/1/2021
Sequoia Union High	San Mateo	Sequoia High	57/69062-00-038	07/19/18	\$ 2,850,756	\$ -	4/1/2021
Franklin-McKinley Elementary	Santa Clara	Windmill Springs Elementary	57/69450-00-011	07/19/18	\$ 2,646,603	\$ -	4/1/2021
Franklin-McKinley Elementary	Santa Clara	Windmill Springs Elementary	57/69450-00-012	07/19/18	\$ 577,483	\$ -	4/1/2021

SFP APPLICATIONS  
 Modernization School Facilities Program  
 - Workload as of April 30, 2021 -

District	County	Site Name	Application Number	OPSC Date Received	Estimated State Grant (a)	Financial Hardship (b)	Notification Occurred**
Torrance Unified	Los Angeles	Edward J Richardson Middle	57/65060-00-046	07/20/18	\$ 855,104	\$ -	4/1/2021
Ocean View Elementary	Orange	Westmont Elementary	57/66613-00-023	07/20/18	\$ 148,414	\$ -	4/1/2021
William S. Hart Union High	Los Angeles	Sierra Vista Junior High	57/65136-00-011	07/24/18	\$ 121,354	\$ -	4/1/2021
Fullerton Joint Union High	Orange	La Habra High	57/66514-00-021	07/24/18	\$ 964,915	\$ -	4/1/2021
Atascadero Unified	San Luis Obispo	Atascadero High	57/68700-00-008	07/24/18	\$ 1,343,650	\$ -	4/1/2021
Fairfield-Suisun Unified	Solano	Fairview Elementary	57/70540-00-018	07/24/18	\$ 2,802,793	\$ -	4/1/2021
Fairfield-Suisun Unified	Solano	Grange Middle	57/70540-00-019	07/24/18	\$ 1,245,177	\$ -	4/1/2021
Dublin Unified	Alameda	Dublin Elementary	57/75093-00-015	07/24/18	\$ 1,034,478	\$ -	4/1/2021
Norwalk-La Mirada Unified	Los Angeles	Arlie F Hutchinson Middle	57/64840-00-032	07/26/18	\$ 790,339	\$ -	4/1/2021
Norwalk-La Mirada Unified	Los Angeles	Gardenhill Elementary	57/64840-00-033	07/26/18	\$ 197,889	\$ -	4/1/2021
Garden Grove Unified	Orange	Merton E Hill Elementary	57/66522-00-087	07/26/18	\$ 228,917	\$ -	4/1/2021
Garden Grove Unified	Orange	C C Violette Elementary	57/66522-00-088	07/26/18	\$ 697,426	\$ -	4/1/2021
Garden Grove Unified	Orange	Heritage Elementary	57/66522-00-089	07/26/18	\$ 794,110	\$ -	4/1/2021
Oxnard Elementary	Ventura	Elm Street Elementary	57/72538-00-029	07/27/18	\$ 404,879	\$ -	4/15/2021
Oxnard Elementary	Ventura	McKinna Elementary	57/72538-00-030	07/27/18	\$ 467,912	\$ -	4/15/2021
Healdsburg Unified	Sonoma	Healdsburg Junior High	57/75390-00-003	07/30/18	\$ 2,573,598	\$ -	4/15/2021
Healdsburg Unified	Sonoma	Healdsburg High	57/75390-00-004	07/30/18	\$ 5,546,148	\$ -	4/15/2021
Barstow Unified	San Bernardino	Barstow Junior High	57/67611-00-004	07/31/18	\$ 5,061,294	\$ -	4/15/2021
Natomas Unified	Sacramento	Jefferson Elementary	57/75283-00-005	07/31/18	\$ 2,663,525	\$ -	4/15/2021
Los Angeles Unified	Los Angeles	Walnut Park Elementary	57/64733-00-701	08/01/18	\$ 454,404	\$ -	4/15/2021
Los Angeles Unified	Los Angeles	Fairfax Senior High	57/64733-00-702	08/01/18	\$ 1,160,178	\$ -	4/15/2021
Anaheim Union High	Orange	John F Kennedy High	57/66431-00-018	08/02/18	\$ 1,533,622	\$ -	4/15/2021
Anaheim Union High	Orange	John F Kennedy High	57/66431-00-019	08/02/18	\$ 1,942,357	\$ -	4/15/2021
Exeter Unified	Tulare	Wilson Middle	57/76836-00-001	08/02/18	\$ 988,148	\$ -	4/15/2021
Konocti Unified	Lake	Lower Lake Elementary	57/64022-00-013	08/06/18	\$ 2,618,613	\$ -	4/15/2021
Pomona Unified	Los Angeles	Alcott Elementary	57/64907-00-032	08/06/18	\$ 583,195	\$ -	4/15/2021
Pomona Unified	Los Angeles	Washington Elementary	57/64907-00-033	08/07/18	\$ 1,677,895	\$ -	4/15/2021
Newcastle Elementary	Placer	Newcastle Elementary	57/66852-00-002	08/07/18	\$ 756,513	\$ 504,342	4/15/2021
Los Nietos Elementary	Los Angeles	Los Nietos Middle	57/64758-00-005	08/08/18	\$ 4,492,891	\$ -	4/15/2021
Whittier City Elementary	Los Angeles	Walter F Dexter Middle	57/65110-00-014	08/08/18	\$ 4,321,829	\$ -	4/15/2021
Saddleback Valley Unified	Orange	Portola Hills Elementary	57/73635-00-040	08/08/18	\$ 4,443,161	\$ -	4/15/2021
Berkeley Unified	Alameda	John Muir Elementary	57/61143-00-018	08/09/18	\$ 2,594,312	\$ -	4/15/2021
Chico Unified	Butte	Neal Dow Elementary	57/61424-00-006	08/10/18	\$ 2,038,050	\$ -	4/15/2021
Chico Unified	Butte	Marigold Elementary	57/61424-00-007	08/10/18	\$ 2,585,715	\$ -	4/15/2021
Chico Unified	Butte	Loma Vista	57/61424-00-008	08/10/18	\$ 246,682	\$ -	4/15/2021
Chico Unified	Butte	Shasta Elementary	57/61424-00-009	08/10/18	\$ 2,133,364	\$ -	4/15/2021
San Antonio Union Elementary	Monterey	San Antonio Elementary	57/66167-00-002	08/13/18	\$ 196,390	\$ -	4/15/2021
Fruitvale Elementary	Kern	Discovery Elementary	57/63479-00-003	08/14/18	\$ 3,053,627	\$ -	4/15/2021
Fruitvale Elementary	Kern	Quailwood Elementary	57/63479-00-004	08/14/18	\$ 98,944	\$ -	4/15/2021
Fruitvale Elementary	Kern	Fruitvale Junior High	57/63479-00-005	08/14/18	\$ 944,020	\$ -	4/15/2021
Roberts Ferry Union Elementary	Stanislaus	Roberts Ferry Union Elementary	57/71233-00-002	08/15/18	\$ 53,085	\$ 35,390	4/15/2021
Willows Unified	Glenn	Willows Intermediate	57/62661-00-006	08/17/18	\$ 587,603	\$ -	4/15/2021
Willows Unified	Glenn	Murdock Elementary	57/62661-00-007	08/17/18	\$ 2,003,968	\$ -	4/15/2021
Santa Ana Unified	Orange	George Washington Carver Elementary	57/66670-00-055	08/17/18	\$ 2,972,873	\$ -	4/15/2021
Irvine Unified	Orange	Canyon View Elementary	57/73650-00-032	08/17/18	\$ 1,671,074	\$ -	4/15/2021
Hughson Unified	Stanislaus	Emilie J Ross Middle	57/75549-00-004	08/17/18	\$ 422,593	\$ -	4/15/2021
Hughson Unified	Stanislaus	Hughson Elementary	57/75549-00-005	08/17/18	\$ 1,813,478	\$ -	4/15/2021
Central Union Elementary	Kings	Akers Elementary	57/63883-00-001	08/22/18	\$ 3,604,760	\$ 2,403,173	4/15/2021
Central Union Elementary	Kings	R J Neutra Elementary	57/63883-00-002	08/22/18	\$ 334,924	\$ 223,283	4/15/2021
Central Union Elementary	Kings	Central Elementary	57/63883-00-003	08/22/18	\$ 210,870	\$ 140,580	4/15/2021
Central Union Elementary	Kings	Stratford Elementary	57/63883-00-004	08/22/18	\$ 204,582	\$ 136,388	4/15/2021
San Dieguito Union High	San Diego	San Dieguito High Academy	57/68346-00-008	08/23/18	\$ 5,284,508	\$ -	4/15/2021
Ballico-Cressey Elementary	Merced	Ballico Elementary	57/65649-00-001	08/24/18	\$ 1,457,146	\$ 971,431	4/15/2021
Ballico-Cressey Elementary	Merced	Cressey Elementary	57/65649-00-002	08/24/18	\$ 796,291	\$ 530,861	4/15/2021
Huntington Beach City Elementary	Orange	Ralph E Hawes Elementary	57/66530-00-019	08/24/18	\$ 878,806	\$ -	4/15/2021
Tahoe-Truckee Unified	Placer	Kings Beach Elementary	57/66944-00-015	08/29/18	\$ 1,334,568	\$ -	4/15/2021
Irvine Unified	Orange	Meadow Park Elementary	57/73650-00-033	08/29/18	\$ 2,526,142	\$ -	4/15/2021
Lake Elementary	Glenn	Lake Elementary	57/62596-00-002	08/30/18	\$ 199,611	\$ 133,074	4/15/2021
Rescue Union Elementary	El Dorado	Marina Village Middle	57/61978-00-005	08/31/18	\$ 3,517,807	\$ -	4/15/2021
Nevada Joint Union High	Nevada	Bear River High	57/66357-00-011	08/31/18	\$ 1,701,785	\$ -	4/15/2021
Nevada Joint Union High	Nevada	Nevada Union High	57/66357-00-012	08/31/18	\$ 2,688,984	\$ -	4/15/2021
Galt Joint Union High	Sacramento	Galt High	57/67355-00-003	09/04/18	\$ 6,409,302	\$ -	4/15/2021

SFP APPLICATIONS  
 Modernization School Facilities Program  
 - Workload as of April 30, 2021 -

District	County	Site Name	Application Number	OPSC Date Received	Estimated State Grant (a)	Financial Hardship (b)	Notification Occurred**
Golden Plains Unified	Fresno	Tranquillity Elementary	5775234-00-008	09/04/18	\$ 292,319	\$ -	
Anaheim Union High	Orange	Dale Junior High	5766431-00-020	09/05/18	\$ 2,140,488	\$ -	
Alta Loma Elementary	San Bernardino	Hermosa Elementary	5767595-00-007	09/05/18	\$ 2,690,494	\$ -	
Alta Loma Elementary	San Bernardino	Deer Canyon Elementary	5767595-00-008	09/05/18	\$ 2,877,659	\$ -	
Central Union High	Imperial	Southwest High	5763115-00-004	09/06/18	\$ 1,517,899	\$ -	
Robla Elementary	Sacramento	Main Avenue Elementary	5767421-00-002	09/06/18	\$ 1,349,608	\$ -	
Campbell Union High	Santa Clara	Branham High	5769401-00-022	09/06/18	\$ 1,886,758	\$ -	
Jacoby Creek Elementary	Humboldt	Jacoby Creek	5762893-00-002	09/07/18	\$ 226,432	\$ 150,955	
Twin Rivers Unified	Sacramento	Vineland Elementary	5776505-00-065	09/07/18	\$ 987,407	\$ -	
Clovis Unified	Fresno	Liberty Elementary	5762117-00-059	09/10/18	\$ 2,193,297	\$ -	
Ripon Unified	San Joaquin	Colony Oak Elementary	5768650-00-004	09/10/18	\$ 2,462,491	\$ -	
South San Francisco Unified	San Mateo	Westborough Middle	5769070-00-020	09/12/18	\$ 304,412	\$ -	
Gilroy Unified	Santa Clara	Gilroy High	5769484-00-009	09/12/18	\$ 919,980	\$ -	
Anaheim Union High	Orange	Savanna High	5766431-00-022	09/13/18	\$ 3,673,572	\$ -	
Tahoe-Truckee Unified	Placer	Donner Trail Elementary	5766944-00-016	09/13/18	\$ 326,254	\$ -	
Berkeley Unified	Alameda	Berkeley High	5761143-00-019	09/14/18	\$ 17,680,064	\$ -	
Berkeley Unified	Alameda	Jefferson Elementary	5761143-00-020	09/14/18	\$ 841,012	\$ -	
Burbank Unified	Los Angeles	George Washington Elementary	5764337-00-021	09/14/18	\$ 565,643	\$ -	
Burbank Unified	Los Angeles	Theodore Roosevelt Elementary	5764337-00-022	09/14/18	\$ 1,282,669	\$ -	
Castro Valley Unified	Alameda	Canyon Middle	5761150-00-025	09/17/18	\$ 1,369,317	\$ -	
Colton Joint Unified	San Bernardino	Colton Middle	5767686-00-026	09/17/18	\$ 2,585,057	\$ -	
Franklin-McKinley Elementary	Santa Clara	G W Hellyer Elementary	5769450-00-013	09/17/18	\$ 1,394,725	\$ -	
Washington Colony Elementary	Fresno	Washington Colony Elementary	5762513-00-002	09/18/18	\$ 169,187	\$ 112,791	
Elk Grove Unified	Sacramento	Union House Elementary	5767314-00-034	09/18/18	\$ 1,338,228	\$ -	
Kings River Union Elementary	Tulare	Kings River Elementary	5771969-00-002	09/18/18	\$ 192,184	\$ 128,122	
Anaheim Union High	Orange	Oxford Academy	5766431-00-023	09/19/18	\$ 2,216,299	\$ -	
Twin Rivers Unified	Sacramento	Frederick Joyce Elementary	5776505-00-066	09/19/18	\$ 3,874,280	\$ -	
Yuba County Office of Education	Yuba	Goldfield School (Sdl)	5710587-00-003	09/20/18	\$ 367,576	\$ 245,051	
Live Oak Unified	Sutter	Live Oak Middle	5771399-00-002	09/21/18	\$ 1,003,548	\$ -	
Live Oak Unified	Sutter	Luther Elementary	5771399-00-003	09/21/18	\$ 610,682	\$ -	
Clear Creek Elementary	Nevada	Clear Creek Elementary	5766324-00-002	09/24/18	\$ 39,656	\$ 26,437	
Anaheim Elementary	Orange	Marshall (John) Elementary	5766423-00-032	09/24/18	\$ 8,260,797	\$ -	
Berkeley Unified	Alameda	Willard Middle	5761143-00-021	09/25/18	\$ 1,854,825	\$ -	
Monroe Elementary	Fresno	Monroe Elementary	5762323-00-001	09/25/18	\$ 153,017	\$ 102,011	
Lakeport Unified	Lake	Terrace Middle	5764030-00-009	09/25/18	\$ 1,743,589	\$ -	
Fairfield-Suisun Unified	Solano	Dan O Root Elementary	5770540-00-020	09/25/18	\$ 3,261,347	\$ -	
Riverside Unified	Riverside	Polytechnic High	5767215-00-035	09/26/18	\$ 3,692,426	\$ -	
Pomona Unified	Los Angeles	Diamond Point Elementary	5764907-00-034	09/27/18	\$ 468,070	\$ -	
Pomona Unified	Los Angeles	Montvue Elementary	5764907-00-035	09/27/18	\$ 472,591	\$ -	
Folsom-Cordova Unified	Sacramento	Oak Chan Elementary	5767330-21-006	09/28/18	\$ 2,362,326	\$ -	
Ripon Unified	San Joaquin	Weston Elementary	5768650-00-005	09/28/18	\$ 2,288,270	\$ -	
Roseville Joint Union High	Placer	Oakmont High	5766928-00-004	10/01/18	\$ 2,152,365	\$ -	
San Ramon Valley Unified	Contra Costa	Montevideo Elementary	5761804-00-035	10/02/18	\$ 2,858,942	\$ -	
Norwalk-La Mirada Unified	Los Angeles	Norwalk High	5764840-00-034	10/03/18	\$ 1,726,535	\$ -	
San Ramon Valley Unified	Contra Costa	Green Valley Elementary	5761804-00-036	10/04/18	\$ 3,312,817	\$ -	
Grossmont Union High	San Diego	Grossmont High	5768130-00-030	10/05/18	\$ 3,110,103	\$ -	
Grossmont Union High	San Diego	Helix High	5768130-00-031	10/08/18	\$ 3,895,700	\$ -	
Alameda Unified	Alameda	Edison Elementary	5761119-00-020	10/09/18	\$ 974,685	\$ -	
San Ramon Valley Unified	Contra Costa	Golden View Elementary	5761804-00-037	10/09/18	\$ 3,191,788	\$ -	
Westside Elementary	Fresno	Westside Elementary	5762547-00-001	10/09/18	\$ 160,144	\$ 106,763	
Compton Unified	Los Angeles	Centennial High	5773437-01-042	10/10/18	\$ 855,992	\$ -	
Compton Unified	Los Angeles	Dominguez High	5773437-01-043	10/10/18	\$ 1,833,817	\$ -	
San Ramon Valley Unified	Contra Costa	Rancho Romero Elementary	5761804-00-038	10/12/18	\$ 659,074	\$ -	
Alvina Elementary	Fresno	Alvina Elementary Charter	5761994-00-001	10/12/18	\$ 125,412	\$ 83,608	
Grossmont Union High	San Diego	Granite Hills High	5768130-00-032	10/12/18	\$ 1,031,181	\$ -	
San Marcos Unified	San Diego	San Marcos Middle	5773791-00-009	10/15/18	\$ 2,917,239	\$ -	
Alview-Dairyland Union Elementary	Madera	Alview Elementary	5765177-00-003	10/16/18	\$ 126,175	\$ 84,116	
Alview-Dairyland Union Elementary	Madera	Dairyland Elementary	5765177-00-004	10/16/18	\$ 137,620	\$ 91,747	
San Diego Unified	San Diego	Logan K-8	5768338-00-231	10/16/18	\$ 2,655,019	\$ -	
Nevada Joint Union High	Nevada	Bear River High	5766357-00-013	10/17/18	\$ 894,488	\$ -	
Nevada Joint Union High	Nevada	Bear River High	5766357-00-014	10/17/18	\$ 1,538,138	\$ -	
Anaheim Union High	Orange	Polaris High (Alternative)	5766431-00-024	10/17/18	\$ 3,621,798	\$ -	

SFP APPLICATIONS  
 Modernization School Facilities Program  
 - Workload as of April 30, 2021 -

District	County	Site Name	Application Number	OPSC Date Received	Estimated State Grant (a)	Financial Hardship (b)	Notification Occurred**
Visalia Unified	Tulare	Ivanhoe Elementary	57/72256-00-027	10/17/18	\$ 2,980,599	\$ -	-
Visalia Unified	Tulare	Washington Elementary	57/72256-00-028	10/17/18	\$ 1,855,395	\$ -	-
Visalia Unified	Tulare	Crowley Elementary	57/72256-00-029	10/17/18	\$ 3,280,063	\$ -	-
Contra Costa County Office of Education	Contra Costa	Liberty High	57/10074-00-004	10/18/18	\$ 160,969	\$ 107,312	-
Chicago Park Elementary	Nevada	Chicago Park Elementary	57/66316-00-002	10/18/18	\$ 21,527	\$ 14,351	-
Chicago Park Elementary	Nevada	Chicago Park Community Charter	57/66316-00-003	10/18/18	\$ 42,717	\$ 28,478	-
Rescue Union Elementary	El Dorado	Green Valley Elementary	57/61978-00-006	10/22/18	\$ 2,690,494	\$ -	-
Alta Loma Elementary	San Bernardino	Vineyard Junior High	57/67595-00-009	10/22/18	\$ 3,973,736	\$ -	-
Alta Loma Elementary	San Bernardino	Victoria Groves Elementary	57/67595-00-010	10/23/18	\$ 2,716,628	\$ -	-
Long Beach Unified	Los Angeles	Webster Elementary	57/64725-00-022	10/24/18	\$ 4,070,543	\$ -	-
Davis Joint Unified	Yolo	Cesar Chavez Elementary	57/72678-00-015	10/24/18	\$ 1,251,636	\$ -	-
Lafayette Elementary	Contra Costa	M H Stanley Middle	57/61713-00-005	10/25/18	\$ 3,057,118	\$ -	-
Lafayette Elementary	Contra Costa	Lafayette Elementary	57/61713-00-006	10/25/18	\$ 201,590	\$ -	-
Lafayette Elementary	Contra Costa	Happy Valley Elementary	57/61713-00-007	10/25/18	\$ 802,496	\$ -	-
Long Beach Unified	Los Angeles	Mann Elementary	57/64725-00-023	10/25/18	\$ 1,187,052	\$ -	-
Long Beach Unified	Los Angeles	Lindsey Academy	57/64725-00-024	10/25/18	\$ 2,263,506	\$ -	-
Long Beach Unified	Los Angeles	Garfield Elementary	57/64725-00-025	10/25/18	\$ 2,719,384	\$ -	-
Long Beach Unified	Los Angeles	Stephens Middle	57/64725-00-026	10/25/18	\$ 3,365,831	\$ -	-
Long Beach Unified	Los Angeles	Rogers Middle	57/64725-00-027	10/25/18	\$ 1,501,644	\$ -	-
Long Beach Unified	Los Angeles	Lowell Elementary	57/64725-00-028	10/25/18	\$ 6,454,309	\$ -	-
Long Beach Unified	Los Angeles	Kettering Elementary	57/64725-00-029	10/25/18	\$ 2,974,945	\$ -	-
Long Beach Unified	Los Angeles	Jefferson Leadership Academies	57/64725-00-030	10/25/18	\$ 10,307,408	\$ -	-
Long Beach Unified	Los Angeles	McKinley Elementary	57/64725-00-031	10/25/18	\$ 4,860,576	\$ -	-
Napa Valley Unified	Napa	River Charter	57/66266-00-031	10/25/18	\$ 725,438	\$ -	-
Cupertino Union	Santa Clara	John F Kennedy Middle	57/69419-00-030	10/26/18	\$ 1,171,653	\$ -	-
Sylvan Union Elementary	Stanislaus	Orchard Elementary	57/71290-00-009	10/26/18	\$ 2,920,825	\$ -	-
Sylvan Union Elementary	Stanislaus	Sylvan Elementary	57/71290-00-010	10/26/18	\$ 2,914,989	\$ -	-
Castro Valley Unified	Alameda	Castro Valley High	57/61150-00-026	10/29/18	\$ 2,534,802	\$ -	-
Dixie Elementary	Marin	Dixie Elementary	57/65318-00-005	10/29/18	\$ 1,046,163	\$ -	-
Dixie Elementary	Marin	Mary E Silveira Elementary	57/65318-00-006	10/29/18	\$ 1,672,947	\$ -	-
Dixie Elementary	Marin	Vallecito Elementary	57/65318-00-007	10/29/18	\$ 2,100,176	\$ -	-
Grossmont Union High	San Diego	Monte Vista High	57/68130-00-033	10/29/18	\$ 182,570	\$ -	-
Monterey Peninsula Unified	Monterey	Central Coast High	57/66092-00-027	10/30/18	\$ 753,791	\$ -	-
Orange Unified	Orange	Orange High	57/66621-00-054	10/30/18	\$ 4,111,981	\$ -	-
Tahoe-Truckee Unified	Placer	Truckee Elementary	57/66944-00-017	10/30/18	\$ 2,843,377	\$ -	-
South San Francisco Unified	San Mateo	Junipero Serra Elementary	57/69070-00-021	10/30/18	\$ 719,036	\$ -	-
Coalinga-Huron Unified	Fresno	Coalinga High	57/62125-00-011	10/31/18	\$ 2,081,923	\$ -	-
Central Union High	Imperial	Central Union High	57/63115-00-005	10/31/18	\$ 7,303,418	\$ 4,868,945	-
McSwain Union Elementary	Merced	McSwain Elementary	57/65763-00-004	10/31/18	\$ 1,413,052	\$ 942,035	-
San Juan Unified	Sacramento	Dyer-Kelly Elementary	57/67447-00-064	10/31/18	\$ 941,416	\$ -	-
San Juan Unified	Sacramento	Greer Elementary	57/67447-00-065	10/31/18	\$ 731,760	\$ -	-
San Ramon Valley Unified	Contra Costa	Vista Grande Elementary	57/61804-00-039	11/01/18	\$ 650,568	\$ -	-
Centralia Elementary	Orange	Buena Terra Elementary	57/66472-00-013	11/02/18	\$ 102,941	\$ -	-
Corcoran Joint Unified	Kings	Corcoran High	57/63891-00-013	11/05/18	\$ 1,150,070	\$ -	-
Long Beach Unified	Los Angeles	Lakewood High	57/64725-00-032	11/06/18	\$ 2,119,315	\$ -	-
Long Beach Unified	Los Angeles	Riley Elementary	57/64725-00-033	11/06/18	\$ 5,656,656	\$ -	-
Long Beach Unified	Los Angeles	MacArthur Elementary	57/64725-00-034	11/06/18	\$ 4,787,307	\$ -	-
Caruthers Unified	Fresno	Caruthers Elementary	57/75598-00-004	11/06/18	\$ 4,296,680	\$ -	-
Clovis Unified	Fresno	Clovis East High	57/62117-00-060	11/07/18	\$ 4,150,531	\$ -	-
Clovis Unified	Fresno	Reyburn Intermediate	57/62117-00-061	11/07/18	\$ 2,134,400	\$ -	-
Carpinteria Unified	Santa Barbara	Carpinteria Senior High	57/69146-00-005	11/08/18	\$ 2,701,648	\$ -	-
Carpinteria Unified	Santa Barbara	Carpinteria Senior High	57/69146-00-006	11/08/18	\$ 4,918,787	\$ -	-
Fairfield-Suisun Unified	Solano	E Ruth Sheldon Academy of Innovative Learning	57/70540-00-021	11/08/18	\$ 2,257,059	\$ -	-
Jurupa Unified	Riverside	West Riverside Elementary	57/67090-00-016	11/09/18	\$ 3,725,685	\$ -	-
Val Verde Unified	Riverside	Rancho Verde High	57/75242-00-003	11/09/18	\$ 12,507,420	\$ -	-
Galt Joint Union Elementary	Sacramento	Valley Oaks Elementary	57/67348-00-002	11/13/18	\$ 3,144,369	\$ -	-
Mountain View Whisman	Santa Clara	Gabriela Mistral Elementary	57/69591-00-005	11/13/18	\$ 2,919,174	\$ -	-
Centralia Elementary	Orange	Danbrook Elementary	57/66472-00-014	11/14/18	\$ 193,776	\$ -	-
Santa Ana Unified	Orange	Valley High	57/66670-00-056	11/14/18	\$ 2,414,147	\$ -	-
Western Placer Unified	Placer	Lincoln High	57/66951-00-004	11/14/18	\$ 5,731,319	\$ -	-
San Rafael City High	Marin	San Rafael High	57/65466-00-005	11/16/18	\$ 1,721,260	\$ -	-
Chino Valley Unified	San Bernardino	Oak Ridge Elementary	57/67678-00-024	11/16/18	\$ 3,248,313	\$ -	-

SFP APPLICATIONS  
 Modernization School Facilities Program  
 - Workload as of April 30, 2021 -

District	County	Site Name	Application Number	OPSC Date Received	Estimated State Grant (a)	Financial Hardship (b)	Notification Occurred**
Chino Valley Unified	San Bernardino	Gerald F Litel Elementary	57/67678-00-025	11/16/18	\$ 2,769,885	\$ -	-
Chino Valley Unified	San Bernardino	Howard Cattle Elementary	57/67678-00-026	11/16/18	\$ 3,393,365	\$ -	-
Carpinteria Unified	Santa Barbara	Carpinteria Junior High	57/69146-00-007	11/16/18	\$ 728,598	\$ -	-
Cutler-Orosi Joint Unified	Tulare	Cutler Elementary	57/71860-00-013	11/19/18	\$ 2,648,382	\$ -	-
Twin Rivers Unified	Sacramento	Creative Connections Arts Academy	57/76505-00-067	11/19/18	\$ 214,532	\$ -	-
Long Beach Unified	Los Angeles	Cleveland Elementary	57/64725-00-035	11/20/18	\$ 1,198,670	\$ -	-
Long Beach Unified	Los Angeles	Longfellow Elementary	57/64725-00-036	11/20/18	\$ 1,748,164	\$ -	-
Carpinteria Unified	Santa Barbara	Aliso Elementary	57/69146-00-008	11/20/18	\$ 491,094	\$ -	-
Ramona City Unified	San Diego	James Dukes Elementary	57/68304-00-005	11/26/18	\$ 347,419	\$ 231,613	-
Ramona City Unified	San Diego	Barnett Elementary	57/68304-00-006	11/26/18	\$ 347,419	\$ 231,613	-
Ramona City Unified	San Diego	Olive Peirce Middle	57/68304-00-007	11/26/18	\$ 653,129	\$ 435,420	-
Ramona City Unified	San Diego	Mt Woodson Elementary	57/68304-00-008	11/26/18	\$ 387,631	\$ 258,420	-
Lucia Mar Unified	San Luis Obispo	Arroyo Grande High	57/68759-00-013	11/27/18	\$ 1,978,891	\$ -	-
West Contra Costa Unified	Contra Costa	Helms Middle	57/61796-00-052	11/28/18	\$ 4,133,414	\$ -	-
William S. Hart Union High	Los Angeles	William S Hart High	57/65136-00-012	11/29/18	\$ 6,141,672	\$ -	-
Carpinteria Unified	Santa Barbara	Canalino Elementary	57/69146-00-009	11/29/18	\$ 3,842,590	\$ -	-
Ocean View	Ventura	Ocean View Junior High	57/72512-00-005	11/29/18	\$ 1,787,081	\$ -	-
Charter Oak Unified	Los Angeles	Willow Elementary	57/64378-00-012	11/30/18	\$ 903,779	\$ -	-
San Juan Unified	Sacramento	Ottomon Way Elementary	57/67447-00-066	12/03/18	\$ 1,837,923	\$ -	-
San Juan Unified	Sacramento	Carriage Drive Elementary	57/67447-00-067	12/03/18	\$ 2,938,487	\$ -	-
San Juan Unified	Sacramento	Twin Lakes Elementary	57/67447-00-068	12/03/18	\$ 2,502,662	\$ -	-
Big Springs Union Elementary	Siskiyou	Big Springs Elementary	57/70185-00-002	12/03/18	\$ 587,555	\$ 391,703	-
Inglewood Unified	Los Angeles	Monroe (Albert F) Magnet Middle School	57/64634-00-003	12/04/18	\$ 2,832,675	\$ -	-
San Rafael City High	Marin	Terra Linda High	57/65466-00-006	12/04/18	\$ 2,142,720	\$ -	-
Kings Canyon Joint Unified	Fresno	Jefferson Elementary	57/62265-00-025	12/05/18	\$ 1,871,766	\$ -	-
Kings Canyon Joint Unified	Fresno	Dunlap Elementary	57/62265-00-026	12/05/18	\$ 1,162,498	\$ -	-
Lafayette Elementary	Contra Costa	Springhill Elementary	57/61713-00-008	12/06/18	\$ 504,351	\$ -	-
Chino Valley Unified	San Bernardino	Ruben S Ayala High	57/67678-00-027	12/06/18	\$ 2,428,639	\$ -	-
Los Angeles Unified	Los Angeles	Reseda High	57/64733-39-009	12/10/18	\$ 948,526	\$ -	-
Los Angeles Unified	Los Angeles	Wilshire Crest Elementary	57/64733-31-008	12/11/18	\$ 1,707,891	\$ -	-
Newport-Mesa Unified	Orange	Mariners Elementary	57/66597-00-043	12/12/18	\$ 853,087	\$ -	-
Alta Loma Elementary	San Bernardino	Floyd M Stork Elementary	57/67595-00-011	12/12/18	\$ 3,041,428	\$ -	-
Alta Loma Elementary	San Bernardino	Jasper Elementary	57/67595-00-012	12/12/18	\$ 2,899,744	\$ -	-
San Francisco Unified	San Francisco	Wells (Ida B) High	57/68478-63-005	12/13/18	\$ 1,522,603	\$ -	-
Konocti Unified	Lake	Konocti Education Center	57/64022-00-014	12/17/18	\$ 666,518	\$ -	-
Los Angeles Unified	Los Angeles	Lassen Elementary	57/64733-00-703	12/17/18	\$ 906,125	\$ -	-
Monterey Peninsula Unified	Monterey	Seaside High	57/66092-00-028	12/17/18	\$ 420,057	\$ -	-
East Side Union High	Santa Clara	James Lick High	57/69427-00-036	12/17/18	\$ 204,961	\$ -	-
Santa Monica-Malibu Unified	Los Angeles	Franklin Elementary	57/64980-00-016	12/18/18	\$ 604,818	\$ -	-
Campbell Union High	Santa Clara	Westmont High	57/69401-00-023	12/18/18	\$ 441,170	\$ -	-
Santa Monica-Malibu Unified	Los Angeles	Webster Elementary	57/64980-00-017	12/19/18	\$ 146,832	\$ -	-
Santa Monica-Malibu Unified	Los Angeles	Roosevelt Elementary	57/64980-00-018	12/19/18	\$ 733,608	\$ -	-
Santa Monica-Malibu Unified	Los Angeles	McKinley Elementary	57/64980-00-019	12/19/18	\$ 359,546	\$ -	-
Tahoe-Truckee Unified	Placer	Tahoe Lake Elementary	57/66944-01-005	12/19/18	\$ 742,372	\$ -	-
Solvang Elementary	Santa Barbara	Solvang Elementary	57/69336-00-003	12/20/18	\$ 686,194	\$ -	-
Ontario-Montclair	San Bernardino	Euclid Elementary	57/67819-00-031	12/21/18	\$ 306,982	\$ -	-
Ontario-Montclair	San Bernardino	Lehigh Elementary	57/67819-00-032	12/21/18	\$ 1,222,986	\$ -	-
Ontario-Montclair	San Bernardino	Central Language Academy	57/67819-00-033	12/21/18	\$ 2,554,618	\$ -	-
Santa Barbara Unified	Santa Barbara	McKinley Elementary	57/76786-00-010	12/21/18	\$ 2,115,033	\$ -	-
Santa Barbara Unified	Santa Barbara	San Marcos Senior High	57/76786-00-011	12/21/18	\$ 1,017,157	\$ -	-
Banning Unified	Riverside	Banning High	57/66985-00-006	12/24/18	\$ 7,016,067	\$ 4,677,378	-
Liberty Union High	Contra Costa	Liberty High	57/61721-00-003	12/26/18	\$ 2,120,240	\$ -	-
Los Angeles Unified	Los Angeles	Kenter Canyon Elementary	57/64733-47-011	12/26/18	\$ 2,840,465	\$ -	-
Ontario-Montclair	San Bernardino	Vina Danks Middle	57/67819-00-034	12/26/18	\$ 296,984	\$ -	-
Knights Ferry Elementary	Stanislaus	Knights Ferry Elementary	57/71142-00-001	12/26/18	\$ 103,460	\$ 68,973	-
Orange Unified	Orange	El Modena High	57/66621-00-055	01/02/19	\$ 10,356,704	\$ -	-
Orange Unified	Orange	Fletcher Elementary	57/66621-00-056	01/02/19	\$ 444,804	\$ -	-
Santa Barbara Unified	Santa Barbara	Harding University Partnership	57/76786-00-012	01/02/19	\$ 212,713	\$ -	-
Humboldt County Office of Education	Humboldt	Glen Paul	57/10124-00-001	01/03/19	\$ 138,966	\$ 92,644	-
San Ramon Valley Unified	Contra Costa	John Baldwin Elementary	57/61804-00-040	01/07/19	\$ 136,084	\$ -	-
Alameda Unified	Alameda	Franklin Elementary	57/61119-00-021	01/09/19	\$ 890,102	\$ -	-
Los Angeles Unified	Los Angeles	Pio Pico Middle	57/64733-00-704	01/09/19	\$ 2,295,835	\$ -	-

SFP APPLICATIONS  
 Modernization School Facilities Program  
 - Workload as of April 30, 2021 -

District	County	Site Name	Application Number	OPSC Date Received	Estimated State Grant (a)	Financial Hardship (b)	Notification Occurred**
Los Angeles Unified	Los Angeles	President Avenue Elementary	57/64733-29-016	01/09/19	\$ 1,297,297	\$ -	-
Alta Loma Elementary	San Bernardino	Alta Loma Junior High	57/67595-00-013	01/09/19	\$ 4,606,096	\$ -	-
Ocean View	Ventura	Mar Vista Elementary	57/72512-00-006	01/10/19	\$ 373,353	\$ -	-
Berkeley Unified	Alameda	Longfellow Arts and Technology Middle	57/61143-00-022	01/11/19	\$ 985,988	\$ -	-
Fremont Unified	Alameda	Irvington High	57/61176-00-038	01/11/19	\$ 1,839,676	\$ -	-
Fremont Unified	Alameda	Washington High	57/61176-00-039	01/11/19	\$ 351,297	\$ -	-
Fremont Unified	Alameda	Oliveira Elementary	57/61176-00-040	01/11/19	\$ 517,558	\$ -	-
Fremont Unified	Alameda	Patterson Elementary	57/61176-00-041	01/11/19	\$ 562,478	\$ -	-
Fremont Unified	Alameda	Parkmont Elementary	57/61176-00-042	01/11/19	\$ 730,776	\$ -	-
Santa Ana Unified	Orange	Century High	57/66670-00-057	01/11/19	\$ 12,511,940	\$ -	-
Santa Ana Unified	Orange	Santa Ana High	57/66670-00-058	01/11/19	\$ 14,050,434	\$ -	-
East Side Union High	Santa Clara	Mt Pleasant High	57/69427-00-037	01/11/19	\$ 677,533	\$ -	-
Dixon Unified	Solano	Dixon High	57/70532-00-005	01/11/19	\$ 3,378,143	\$ -	-
Ceres Unified	Stanislaus	Carroll Fowler Elementary	57/71043-00-015	01/11/19	\$ 2,643,935	\$ -	-
Los Angeles Unified	Los Angeles	Menlo Avenue Elementary	57/64733-00-705	01/14/19	\$ 4,440,414	\$ -	-
Los Angeles Unified	Los Angeles	Elizabeth Learning Center	57/64733-00-706	01/14/19	\$ 6,683,235	\$ -	-
Los Angeles Unified	Los Angeles	Twenty-Eighth Street Elementary	57/64733-00-707	01/14/19	\$ 10,035,126	\$ -	-
Los Angeles Unified	Los Angeles	Madison Elementary	57/64733-00-708	01/14/19	\$ 1,053,241	\$ -	-
Los Angeles Unified	Los Angeles	Revere (Paul) Junior Midsite	57/64733-21-034	01/14/19	\$ 1,219,332	\$ -	-
Lemoore Union High	Kings	Lemoore High	57/63982-00-004	01/15/19	\$ 1,004,112	\$ -	-
Duarte Unified	Los Angeles	Royal Oaks STEAM Academy (K-8)	57/64469-00-012	01/15/19	\$ 1,258,856	\$ -	-
South Whittier Elementary	Los Angeles	Lake Marie Elementary	57/65037-00-009	01/15/19	\$ 297,658	\$ -	-
South Whittier Elementary	Los Angeles	Los Altos Elementary	57/65037-00-010	01/15/19	\$ 143,827	\$ -	-
Galt Joint Union Elementary	Sacramento	River Oaks Elementary	57/67348-00-003	01/15/19	\$ 878,806	\$ -	-
Wheatland Union High	Yuba	Wheatland Union High	57/72769-00-001	01/15/19	\$ 1,769,188	\$ -	-
Capistrano Unified	Orange	Capistrano Valley High	57/66464-00-019	01/16/19	\$ 1,608,184	\$ -	-
Lucia Mar Unified	San Luis Obispo	Grover Beach Elementary	57/68759-00-014	01/16/19	\$ 2,234,152	\$ -	-
Lucia Mar Unified	San Luis Obispo	Harloe Elementary	57/68759-00-015	01/16/19	\$ 2,311,485	\$ -	-
El Centro Elementary	Imperial	Harding Elementary	57/63123-00-015	01/18/19	\$ 1,700,340	\$ -	-
South Pasadena Unified	Los Angeles	South Pasadena Senior High	57/65029-00-006	01/18/19	\$ 3,031,556	\$ -	-
Chaffey Joint Union High	San Bernardino	Rancho Cucamonga High	57/67652-00-007	01/18/19	\$ 2,602,347	\$ -	-
Hope Elementary	Tulare	Hope Elementary	57/71944-00-002	01/18/19	\$ 113,636	\$ 75,757	-
Capistrano Unified	Orange	Dana Hills High	57/66464-00-020	01/22/19	\$ 1,832,693	\$ -	-
Capistrano Unified	Orange	San Clemente High	57/66464-00-021	01/22/19	\$ 1,501,778	\$ -	-
Capistrano Unified	Orange	Tesoro High	57/66464-00-022	01/22/19	\$ 1,938,922	\$ -	-
Corona-Norco Unified	Riverside	John Adams Elementary	57/67033-00-018	01/22/19	\$ 1,565,633	\$ -	-
Corona-Norco Unified	Riverside	Garretson Elementary	57/67033-00-019	01/22/19	\$ 1,169,780	\$ -	-
Corona-Norco Unified	Riverside	Lincoln Fundamental Elementary	57/67033-00-020	01/22/19	\$ 1,169,780	\$ -	-
Corona-Norco Unified	Riverside	Norco Elementary	57/67033-00-021	01/22/19	\$ 753,650	\$ -	-
Temecula Valley Unified	Riverside	Rancho Vista High	57/75192-00-013	01/22/19	\$ 1,464,893	\$ -	-
Temecula Valley Unified	Riverside	Susan H Nelson	57/75192-00-014	01/22/19	\$ 1,040,845	\$ -	-
Pierce Joint Unified	Colusa	Arbuckle Elementary	57/61614-00-008	01/23/19	\$ 1,771,025	\$ -	-
Pajaro Valley Unified	Santa Cruz	H A Hyde Elementary	57/69799-00-025	01/23/19	\$ 1,856,309	\$ -	-
Ventura County Office of Education	Ventura	Dean Triggs School	57/10561-00-007	01/24/19	\$ 17,762	\$ 11,842	-
Fremont Unified	Alameda	Steven Millard Elementary	57/61176-00-043	01/24/19	\$ 582,885	\$ -	-
Fremont Unified	Alameda	Mission San Jose Elementary	57/61176-00-044	01/24/19	\$ 1,448,830	\$ -	-
Duarte Unified	Los Angeles	Beardslee Dual Language Immersion Academy (PK-8)	57/64469-00-013	01/24/19	\$ 1,899,981	\$ -	-
Anaheim Elementary	Orange	Roosevelt (Theodore) Elementary	57/66423-00-033	01/24/19	\$ 6,206,326	\$ -	-
Chino Valley Unified	San Bernardino	Rolling Ridge Elementary	57/67678-00-028	01/24/19	\$ 3,126,978	\$ -	-
Chino Valley Unified	San Bernardino	Country Springs Elementary	57/67678-00-029	01/24/19	\$ 3,261,560	\$ -	-
Del Norte County Unified	Del Norte	Crescent Elk Middle	57/61820-00-008	01/25/19	\$ 1,243,880	\$ -	-
Lemoore Union High	Kings	Lemoore High	57/63982-00-005	01/25/19	\$ 1,410,412	\$ -	-
Madera Unified	Madera	Madera South High	57/65243-00-007	01/25/19	\$ 4,674,702	\$ -	-
Kentfield Elementary	Marin	Anthony G Bacich Elementary	57/65334-00-004	01/25/19	\$ 1,263,559	\$ -	-
Huntington Beach City Elementary	Orange	Ethel Dwyer Middle	57/66530-00-020	01/25/19	\$ 2,955,708	\$ -	-
San Diego Unified	San Diego	Boone Elementary	57/68338-00-232	01/25/19	\$ 9,903	\$ -	-
San Diego Unified	San Diego	Hickman Elementary	57/68338-00-233	01/25/19	\$ 1,434,996	\$ -	-
San Diego Unified	San Diego	Penn Elementary	57/68338-00-234	01/25/19	\$ 1,578,960	\$ -	-
San Diego Unified	San Diego	Spreckels Elementary	57/68338-00-235	01/25/19	\$ 821,988	\$ -	-
San Diego Unified	San Diego	De Portola Middle	57/68338-00-236	01/25/19	\$ 3,561,465	\$ -	-
San Diego Unified	San Diego	Bethune K-8	57/68338-00-237	01/25/19	\$ 3,189,468	\$ -	-
San Diego Unified	San Diego	La Jolla High	57/68338-00-238	01/25/19	\$ 4,024,308	\$ -	-



SFP APPLICATIONS  
 Modernization School Facilities Program  
 - Workload as of April 30, 2021 -

District	County	Site Name	Application Number	OPSC Date Received	Estimated State Grant (a)	Financial Hardship (b)	Notification Occurred**
San Diego Unified	San Diego	Riley	57/68338-00-239	01/25/19	\$ 1,999,658	\$ -	-
San Diego Unified	San Diego	Emerson Bandini Elementary	57/68338-00-240	01/25/19	\$ 4,168,015	\$ -	-
San Diego Unified	San Diego	Zamorano Elementary	57/68338-00-241	01/25/19	\$ 1,843,377	\$ -	-
San Diego Unified	San Diego	Sandburg Elementary	57/68338-00-242	01/25/19	\$ 1,750,788	\$ -	-
San Diego Unified	San Diego	Serra High	57/68338-00-243	01/25/19	\$ 3,050,850	\$ -	-
San Diego Unified	San Diego	Mira Mesa High	57/68338-00-244	01/25/19	\$ 7,499,848	\$ -	-
San Diego Unified	San Diego	Standley Middle	57/68338-00-245	01/25/19	\$ 1,655,344	\$ -	-
San Diego Unified	San Diego	Pacific View (Lee) Elementary	57/68338-00-246	01/25/19	\$ 1,068,120	\$ -	-
San Diego Unified	San Diego	Mira Mesa High	57/68338-00-247	01/25/19	\$ 1,864,990	\$ -	-
San Diego Unified	San Diego	Morse High	57/68338-00-248	01/25/19	\$ 726,703	\$ -	-
San Diego Unified	San Diego	Miramar Ranch Elementary	57/68338-00-249	01/25/19	\$ 766,260	\$ -	-
San Diego Unified	San Diego	Franklin Elementary	57/68338-00-250	01/25/19	\$ 1,202,796	\$ -	-
San Diego Unified	San Diego	Vista Grande Elementary	57/68338-00-251	01/25/19	\$ 520,128	\$ -	-
San Diego Unified	San Diego	De Portola Middle	57/68338-00-252	01/25/19	\$ 3,561,465	\$ -	-
San Diego Unified	San Diego	Doyle Elementary	57/68338-00-253	01/25/19	\$ 445,824	\$ -	-
San Diego Unified	San Diego	University City High	57/68338-00-254	01/25/19	\$ 2,778,192	\$ -	-
San Diego Unified	San Diego	Iftin Charter	57/68338-00-255	01/25/19	\$ 2,674,944	\$ -	-
Garden Grove Unified	Orange	Thomas Paine Elementary	57/66522-00-090	01/28/19	\$ 1,038,367	\$ -	-
Sonora Elementary	Tuolumne	Sonora Elementary	57/72371-00-005	01/28/19	\$ 1,990,027	\$ -	-
Duarte Unified	Los Angeles	Duarte High	57/64469-00-014	01/29/19	\$ 804,640	\$ -	-
San Rafael City Elementary	Marin	Laurel Dell Elementary	57/65458-00-013	01/29/19	\$ 1,725,432	\$ -	-
Fairfield-Suisun Unified	Solano	K I Jones Elementary	57/70540-00-022	01/29/19	\$ 3,272,209	\$ -	-
Waukena Joint Union Elementary	Tulare	Waukena Joint Union Elementary	57/72264-00-001	01/29/19	\$ 170,358	\$ 113,572	-
Rescue Union Elementary	El Dorado	Rescue Elementary	57/61978-00-007	01/30/19	\$ 1,130,547	\$ -	-
Los Angeles Unified	Los Angeles	Ninety-Third Street Elementary	57/64733-00-709	01/30/19	\$ 3,491,576	\$ -	-
Fremont Unified	Alameda	Harvey Green Elementary	57/61176-00-045	01/31/19	\$ 620,916	\$ -	-
Fremont Unified	Alameda	Forest Park Elementary	57/61176-00-046	01/31/19	\$ 641,798	\$ -	-
Fremont Unified	Alameda	J Haley Durham Elementary	57/61176-00-047	01/31/19	\$ 638,231	\$ -	-
Fremont Unified	Alameda	Joshua Chadbourne Elementary	57/61176-00-048	01/31/19	\$ 829,945	\$ -	-
Wasco Union High	Kern	Wasco High	57/63859-00-001	01/31/19	\$ 1,200,674	\$ -	-
Brittan Elementary	Sutter	Brittan Elementary	57/71357-00-003	01/31/19	\$ 1,386,987	\$ 924,658	-
Fremont Unified	Alameda	Warwick Elementary	57/61176-00-049	02/01/19	\$ 836,828	\$ -	-
West Contra Costa Unified	Contra Costa	Crespi Junior High	57/61796-00-053	02/01/19	\$ 3,482,164	\$ -	-
Edison Elementary	Kern	Orangewood Elementary	57/63438-00-003	02/01/19	\$ 412,895	\$ 275,263	-
Edison Elementary	Kern	Edison Middle	57/63438-00-004	02/01/19	\$ 69,429	\$ 46,286	-
Newport-Mesa Unified	Orange	College Park Elementary	57/66597-00-044	02/01/19	\$ 2,214,508	\$ -	-
Newport-Mesa Unified	Orange	Pomona Elementary	57/66597-00-045	02/01/19	\$ 1,189,179	\$ -	-
Santa Ana Unified	Orange	Martin Luther King Jr Elementary	57/66670-00-059	02/01/19	\$ 4,421,914	\$ -	-
San Diego Unified	San Diego	Foster Elementary	57/68338-00-256	02/01/19	\$ 334,368	\$ -	-
San Diego Unified	San Diego	Chesterton Elementary	57/68338-00-257	02/01/19	\$ 292,572	\$ -	-
San Diego Unified	San Diego	Garfield Elementary	57/68338-00-258	02/01/19	\$ 2,509,653	\$ -	-
San Diego Unified	San Diego	Bethune K-8	57/68338-00-259	02/01/19	\$ 3,189,468	\$ -	-
San Diego Unified	San Diego	Millennial Tech Middle	57/68338-00-260	02/01/19	\$ 2,544,969	\$ -	-
San Diego Unified	San Diego	Mira Mesa High	57/68338-00-261	02/01/19	\$ 1,864,990	\$ -	-
San Diego Unified	San Diego	Oak Park Elementary	57/68338-00-262	02/01/19	\$ 154,698	\$ -	-
San Diego Unified	San Diego	Perry Elementary	57/68338-00-263	02/01/19	\$ 250,776	\$ -	-
San Diego Unified	San Diego	Millennial Tech Middle	57/68338-00-264	02/01/19	\$ 2,544,969	\$ -	-
San Diego Unified	San Diego	Holmes Elementary	57/68338-00-265	02/01/19	\$ 1,086,696	\$ -	-
Livermore Valley Joint Unified	Alameda	Emma C Smith Elementary	57/61200-00-021	02/04/19	\$ 806,840	\$ -	-
Livermore Valley Joint Unified	Alameda	Sunset Elementary	57/61200-00-022	02/04/19	\$ 954,394	\$ -	-
Livermore Valley Joint Unified	Alameda	Livermore High	57/61200-00-023	02/04/19	\$ 6,138,167	\$ -	-
Livermore Valley Joint Unified	Alameda	Granada High	57/61200-00-024	02/04/19	\$ 14,488,238	\$ -	-
Livermore Valley Joint Unified	Alameda	Junction K-8	57/61200-00-025	02/04/19	\$ 1,042,102	\$ -	-
Livermore Valley Joint Unified	Alameda	Rancho Las Positas Elementary	57/61200-00-026	02/04/19	\$ 731,931	\$ -	-
Livermore Valley Joint Unified	Alameda	Jackson Avenue Elementary	57/61200-00-027	02/04/19	\$ 425,578	\$ -	-
Livermore Valley Joint Unified	Alameda	Leo R Croce Elementary	57/61200-00-028	02/04/19	\$ 1,635,895	\$ -	-
Livermore Valley Joint Unified	Alameda	Arroyo Seco Elementary	57/61200-00-029	02/04/19	\$ 1,029,485	\$ -	-
Los Angeles Unified	Los Angeles	Alain Leroy Locke College Preparatory Academy	57/64733-00-710	02/04/19	\$ 3,102,815	\$ -	-
Los Angeles Unified	Los Angeles	Serrania Avenue Elementary	57/64733-00-711	02/04/19	\$ 567,652	\$ -	-
Los Angeles Unified	Los Angeles	Thirty-Second Street USC Performing Arts	57/64733-00-712	02/04/19	\$ 3,722,787	\$ -	-
Los Angeles Unified	Los Angeles	Belvedere Middle	57/64733-09-011	02/04/19	\$ 530,839	\$ -	-
Los Angeles Unified	Los Angeles	Palisades Charter Elementary	57/64733-47-012	02/04/19	\$ 696,398	\$ -	-

SFP APPLICATIONS  
 Modernization School Facilities Program  
 - Workload as of April 30, 2021 -

District	County	Site Name	Application Number	OPSC Date Received	Estimated State Grant (a)	Financial Hardship (b)	Notification Occurred**
San Bernardino City Unified	San Bernardino	Sierra High	57/67876-00-109	02/04/19	\$ 2,676,097	\$ -	
Fremont Unified	Alameda	Tom Maloney Elementary	57/61176-00-050	02/05/19	\$ 619,428	\$ -	
Fremont Unified	Alameda	Cabrillo Elementary	57/61176-00-051	02/05/19	\$ 590,224	\$ -	
Los Angeles Unified	Los Angeles	Chatsworth Charter High	57/64733-00-713	02/05/19	\$ 7,480,405	\$ -	
William S. Hart Union High	Los Angeles	William S Hart High	57/65136-00-013	02/05/19	\$ 4,608,312	\$ -	
San Diego Unified	San Diego	Tierrasanta Elementary	57/68338-00-266	02/05/19	\$ 928,800	\$ -	
Lucia Mar Unified	San Luis Obispo	Nipomo Elementary	57/68759-00-016	02/05/19	\$ 1,371,741	\$ -	
Garden Grove Unified	Orange	Bryant Elementary	57/66522-00-091	02/06/19	\$ 513,322	\$ -	
Garden Grove Unified	Orange	Woodbury Elementary	57/66522-00-092	02/06/19	\$ 645,227	\$ -	
San Juan Unified	Sacramento	Del Paso Manor Elementary	57/67447-00-069	02/06/19	\$ 3,154,346	\$ -	
Morgan Hill Unified	Santa Clara	Lewis H Britton Middle	57/69583-00-014	02/06/19	\$ 5,996,563	\$ -	
Alameda Unified	Alameda	Lincoln Middle	57/61119-00-022	02/08/19	\$ 338,327	\$ -	
Fountain Valley Elementary	Orange	Plavan (Urbain H) Elementary	57/66498-00-013	02/08/19	\$ 1,080,941	\$ -	
Temecula Valley Unified	Riverside	Vail Elementary	57/75192-00-015	02/08/19	\$ 2,704,612	\$ -	
Berkeley Unified	Alameda	Washington Elementary	57/61143-00-023	02/11/19	\$ 1,601,011	\$ -	
Bakersfield City	Kern	Voorhies Elementary	57/63321-00-017	02/11/19	\$ 4,528,560	\$ -	
Los Angeles Unified	Los Angeles	Northridge Middle	57/64733-00-714	02/11/19	\$ 3,303,498	\$ -	
Los Angeles Unified	Los Angeles	Sylmar High	57/64733-00-715	02/11/19	\$ 4,850,619	\$ -	
Los Angeles Unified	Los Angeles	Carpenter Community Charter	57/64733-00-716	02/11/19	\$ 539,095	\$ -	
Los Angeles Unified	Los Angeles	John Muir Middle	57/64733-14-004	02/11/19	\$ 2,652,764	\$ -	
Corning Union High	Tehama	Corning High	57/71506-00-002	02/11/19	\$ 1,533,448	\$ -	
Davis Joint Unified	Yolo	North Davis Elementary	57/72678-00-016	02/11/19	\$ 669,113	\$ -	
Davis Joint Unified	Yolo	Valley Oak Elementary	57/72678-00-017	02/11/19	\$ 951,148	\$ -	
Del Norte County Unified	Del Norte	Pine Grove Elementary	57/61820-00-009	02/12/19	\$ 156,735	\$ 104,490	
Del Norte County Unified	Del Norte	Bess Maxwell Elementary	57/61820-00-010	02/12/19	\$ 193,436	\$ 128,957	
Del Norte County Unified	Del Norte	Mary Peacock Elementary	57/61820-00-011	02/12/19	\$ 248,274	\$ 165,516	
Monterey Peninsula Unified	Monterey	Los Arboles Middle	57/66092-00-029	02/12/19	\$ 1,104,890	\$ -	
Etiwanda Elementary	San Bernardino	Caryn Elementary	57/67702-00-002	02/12/19	\$ 2,595,452	\$ -	
Fremont Unified	Alameda	Niles Elementary	57/61176-00-052	02/13/19	\$ 525,412	\$ -	
Red Bluff Joint Union High	Tehama	Red Bluff High	57/71639-00-003	02/13/19	\$ 8,160,549	\$ -	
Fresno Unified	Fresno	Irwin O Addicott Elementary	57/62166-00-142	02/14/19	\$ 889,302	\$ -	
Fresno Unified	Fresno	Fresno High	57/62166-00-143	02/14/19	\$ 417,237	\$ -	
Monterey Peninsula Unified	Monterey	Central Coast High	57/66092-00-030	02/14/19	\$ 157,663	\$ -	
Monterey Peninsula Unified	Monterey	Stilwell (Joseph W) Elementary	57/66092-00-031	02/14/19	\$ 828,437	\$ -	
Redwood City Elementary	San Mateo	North Star Academy	57/69005-00-006	02/14/19	\$ 694,190	\$ -	
East Side Union High	Santa Clara	Foothill High	57/69427-00-038	02/14/19	\$ 1,048,606	\$ -	
Brawley Elementary	Imperial	Barbara Worth Junior High	57/63073-00-004	02/15/19	\$ 591,616	\$ 394,410	
Brawley Elementary	Imperial	Miguel Hidalgo Elementary	57/63073-00-005	02/15/19	\$ 259,394	\$ 172,929	
Brawley Elementary	Imperial	Phil D Swing Elementary	57/63073-00-006	02/15/19	\$ 107,415	\$ 71,610	
Brawley Elementary	Imperial	Myron D Witter Elementary	57/63073-00-007	02/15/19	\$ 323,175	\$ 215,450	
Brawley Elementary	Imperial	J W Oakley Elementary	57/63073-00-008	02/15/19	\$ 738,805	\$ 492,537	
Napa Valley Unified	Napa	El Centro Elementary	57/66266-00-032	02/15/19	\$ 621,034	\$ -	
San Bernardino City Unified	San Bernardino	North Park Elementary	57/67876-00-110	02/15/19	\$ 1,263,683	\$ -	
Davis Joint Unified	Yolo	Oliver Wendell Holmes Junior High	57/72678-00-018	02/15/19	\$ 1,513,033	\$ -	
Temecula Valley Unified	Riverside	James L Day Middle	57/75192-00-016	02/15/19	\$ 3,086,295	\$ -	
Del Norte County Unified	Del Norte	Mountain Elementary	57/61820-00-012	02/19/19	\$ 81,194	\$ 54,130	
Del Norte County Unified	Del Norte	Redwood Elementary	57/61820-00-013	02/19/19	\$ 132,303	\$ 88,202	
Del Norte County Unified	Del Norte	Smith River Elementary	57/61820-00-014	02/19/19	\$ 105,975	\$ 70,650	
Centinela Valley Union High	Los Angeles	Hawthorne High	57/64352-00-008	02/19/19	\$ 900,114	\$ -	
Downey Unified	Los Angeles	Rio San Gabriel Elementary	57/64451-00-032	02/19/19	\$ 2,440,923	\$ -	
Los Angeles Unified	Los Angeles	Corona Avenue Elementary	57/64733-00-717	02/19/19	\$ 8,172,218	\$ -	
Los Angeles Unified	Los Angeles	Manchester Avenue Elementary	57/64733-00-718	02/19/19	\$ 853,629	\$ -	
Moreno Valley Unified	Riverside	Landmark Middle	57/67124-00-011	02/19/19	\$ 6,394,314	\$ -	
Atascadero Unified	San Luis Obispo	Creston Elementary	57/68700-00-009	02/19/19	\$ 609,289	\$ -	
Dublin Unified	Alameda	Frederiksen Elementary	57/75093-00-016	02/19/19	\$ 532,488	\$ -	
West Park Elementary	Fresno	West Park Elementary	57/62539-00-001	02/20/19	\$ 2,451,741	\$ -	
Wasco Union High	Kern	Westside High (Continuation)	57/63859-00-002	02/20/19	\$ 4,563,812	\$ -	
Fountain Valley Elementary	Orange	Cox (James H) Elementary	57/66498-00-014	02/20/19	\$ 410,145	\$ -	
Fountain Valley Elementary	Orange	Oka (Isojoro) Elementary	57/66498-00-015	02/20/19	\$ 684,338	\$ -	
Ocean View	Orange	College View Elementary	57/66613-00-024	02/20/19	\$ 137,761	\$ -	
South San Francisco Unified	San Mateo	Alta Loma Middle	57/69070-00-022	02/20/19	\$ 480,530	\$ -	
Montecito Union Elementary	Santa Barbara	Montecito Union	57/69252-00-001	02/20/19	\$ 3,465,601	\$ 2,310,401	

SFP APPLICATIONS  
 Modernization School Facilities Program  
 - Workload as of April 30, 2021 -

District	County	Site Name	Application Number	OPSC Date Received	Estimated State Grant (a)	Financial Hardship (b)	Notification Occurred**
Rosemead Elementary	Los Angeles	Emma W Shuey Elementary	57/64931-00-013	02/21/19	\$ 2,236,172	\$ -	
Rosemead Elementary	Los Angeles	Encinita Elementary	57/64931-00-014	02/21/19	\$ 2,744,406	\$ -	
San Rafael City Elementary	Marin	James B Davidson Middle	57/65458-00-014	02/21/19	\$ 2,375,446	\$ -	
Castro Valley Unified	Alameda	Castro Valley High	57/61150-00-027	02/22/19	\$ 4,392,880	\$ -	
Los Angeles Unified	Los Angeles	Christopher Columbus Middle	57/64733-00-719	02/22/19	\$ 5,588,324	\$ -	
Los Angeles Unified	Los Angeles	Phineas Banning Senior High	57/64733-00-720	02/22/19	\$ 5,499,604	\$ -	
Westminster Elementary	Orange	DeMille Elementary	57/66746-00-019	02/22/19	\$ 1,006,950	\$ -	
San Diego Unified	San Diego	Pacific Beach Middle	57/68338-00-267	02/22/19	\$ 3,742,898	\$ -	
San Diego Unified	San Diego	Longfellow K-8	57/68338-00-268	02/22/19	\$ 3,593,476	\$ -	
Los Angeles Unified	Los Angeles	San Pedro Senior High	57/64733-20-021	02/25/19	\$ 1,985,912	\$ -	
Los Angeles Unified	Los Angeles	University High	57/64733-21-035	02/25/19	\$ 14,715,719	\$ -	
Garden Grove Unified	Orange	Brookhurst Elementary	57/66522-00-093	02/25/19	\$ 856,739	\$ -	
Roseville Joint Union High	Placer	Roseville High	57/66928-00-005	02/25/19	\$ 9,190,283	\$ -	
Barstow Unified	San Bernardino	Montara Elementary	57/67611-00-005	02/25/19	\$ 492,636	\$ -	
San Rafael City Elementary	Marin	San Pedro Elementary	57/65458-00-015	02/26/19	\$ 1,342,919	\$ -	
Chula Vista Elementary	San Diego	Harborside Elementary	57/68023-00-018	02/26/19	\$ 1,727,012	\$ -	
Chula Vista Elementary	San Diego	Sunnyside Elementary	57/68023-00-019	02/26/19	\$ 1,603,654	\$ -	
Grossmont Union High	San Diego	Mount Miguel High	57/68130-00-034	02/26/19	\$ 171,453	\$ -	
San Ramon Valley Unified	Contra Costa	San Ramon Valley High	57/61804-00-042	02/27/19	\$ 1,466,180	\$ -	
Newport-Mesa Unified	Orange	Newport Heights Elementary	57/66597-00-046	02/27/19	\$ 1,357,631	\$ -	
Riverside Unified	Riverside	Highgrove Elementary	57/67215-00-036	02/27/19	\$ 2,343,802	\$ -	
Ceres Unified	Stanislaus	Caswell Elementary	57/71043-00-016	02/27/19	\$ 806,252	\$ -	
Reef-Sunset Unified	Kings	Reef Sunset Middle	57/73932-00-010	02/27/19	\$ 1,683,520	\$ 1,122,347	
Castro Valley Unified	Alameda	Palomares Elementary	57/61150-00-028	02/28/19	\$ 219,553	\$ -	
San Ramon Valley Unified	Contra Costa	California High	57/61804-00-041	02/28/19	\$ 1,593,117	\$ -	
Sanger Unified	Fresno	Washington Academic Middle	57/62414-00-018	02/28/19	\$ 1,338,565	\$ -	
Los Angeles Unified	Los Angeles	Crenshaw Senior High	57/64733-00-721	02/28/19	\$ 13,126,327	\$ -	
Los Angeles Unified	Los Angeles	San Fernando Senior High	57/64733-73-006	02/28/19	\$ 1,028,847	\$ -	
Mountain View Elementary	Los Angeles	Baker Elementary	57/64816-00-001	02/28/19	\$ 6,818,888	\$ -	
Mountain View Elementary	Los Angeles	Willard F Payne Elementary	57/64816-00-002	02/28/19	\$ 2,822,355	\$ -	
Mountain View Elementary	Los Angeles	Parkview Elementary	57/64816-00-003	02/28/19	\$ 3,924,977	\$ -	
Mountain View Elementary	Los Angeles	Maxson Elementary	57/64816-00-004	02/28/19	\$ 4,447,828	\$ -	
Mountain View Elementary	Los Angeles	Alfred S Madrid Middle	57/64816-00-005	02/28/19	\$ 2,991,065	\$ -	
Mountain View Elementary	Los Angeles	Twin Lakes Elementary	57/64816-00-006	02/28/19	\$ 2,713,876	\$ -	
Mountain View Elementary	Los Angeles	La Primaria Elementary	57/64816-00-007	02/28/19	\$ 1,803,109	\$ -	
Mountain View Elementary	Los Angeles	Jerry Voorhis Elementary	57/64816-00-008	02/28/19	\$ 3,198,061	\$ -	
Red Bluff Joint Union High	Tehama	Red Bluff High	57/71639-00-004	02/28/19	\$ 8,377,107	\$ -	
Manhattan Beach Unified	Los Angeles	Mira Costa High	57/75333-00-007	02/28/19	\$ 2,548,471	\$ -	
Beverly Hills Unified	Los Angeles	Beverly Hills High	58/64311-00-005*	11/11/20	\$ 18,131,952	\$ -	
Central Union Elementary	Kings	Stratford Elementary	58/63883-00-001	02/25/21	\$ 210,577	\$ 140,385	
Shiloh Elementary	Stanislaus	Shiloh Elementary	58/71274-00-001	03/03/21	\$ 265,721	\$ 177,147	
Irvine Unified	Orange	University Park Elementary	58/73650-00-001*	03/19/21	\$ 2,320,587	\$ -	
Los Angeles Unified	Los Angeles	Venice Senior High	58/64733-00-005*	03/23/21	\$ 1,135,411	\$ -	
East Nicolaus Joint Union High	Sutter	East Nicolaus High	58/71373-00-001	03/23/21	\$ 238,946	\$ -	
Vista Del Mar Union	Santa Barbara	Vista de las Cruces	58/69344-00-002	03/25/21	\$ 299,374	\$ -	
Laguna Beach Unified	Orange	Thurston Middle	58/66555-00-001	04/29/21	\$ 852,885	\$ -	

Summary of Modernization Funding	Total (in Dollars)
Estimated State Grant (Column F)	\$ 1,297,636,473
Financial Hardship (Column G)	\$ 30,496,293
<b>Total of Estimated State Grant and Financial Hardship</b>	<b>\$ 1,328,132,767</b>

Modernization Funding	Estimated State Grant	Financial Hardship
<b>Funding Sub-totals</b>	<b>\$ 1,274,181,020</b>	<b>\$ 30,178,762</b>
<b>Facility Hardship - Non-Seismic</b>	<b>\$ 1,867,503</b>	<b>\$ 317,532</b>
<b>Funding Total</b>	<b>\$ 1,306,544,817</b>	<b>\$ -</b>
<b>Facility Hardship - Seismic</b>	<b>\$ 21,587,950</b>	<b>\$ -</b>

SFP APPLICATIONS  
 Modernization School Facilities Program  
 - Workload as of April 30, 2021 -

District	County	Site Name	Application Number	OPSC Date Received	Estimated State Grant (a)	Financial Hardship (b)	Notification Occurred**
----------	--------	-----------	--------------------	--------------------	---------------------------	------------------------	-------------------------

(a) Represents estimated 60% state share of project including excessive cost grants. Sesimic Mitigation Program projects represents the estimated 50% state share of project. Amounts shown have not been reviewed by OPSC for compliance with all School Facility Program requirements.

(b) Represents estimated financial hardship. Amounts shown have not been reviewed by OPSC for compliance with all School Facility Program requirements.

\*Facility Hardship project requesting Seismic Mitigation Program funding.  
 \*\*School districts have been notified that the Office of Public School Construction will begin processing the district's application in the near future.  
 \*\*\* Estimated State Grant is equal to the estimated State Share at the time the application was submitted.

**Career Technical Education Facilities Program Workload List**

**State Allocation Board Meeting, May 26, 2021**

<u>Funding Cycle</u>	<u>Locale</u>	<u>CTE Score</u>	<u>Weighted Scores</u>	<u>Prior CTEFP Funding Y/N</u>	<u>CTEFP Funding Type</u>	<u>Application Number</u>	<u>District/ Joint Powers Authority</u>	<u>Site Name</u>	<u>County</u>	<u>Received Date</u>	<u>REQUESTED STATE GRANT</u>	<u>REQUESTED STATE LOAN</u>	<u>TOTAL ESTIMATED STATE GRANT</u>
6	Urban	116.00	86.00		New Construction	55/68585-00-003	LODI UNIFIED	BEAR CREEK HIGH	San Joaquin	03/31/2020	\$ 1,834,512.00	\$ -	\$ 1,834,512.00
6	Rural	105.00	80.00		New Construction	55/75028-00-002	MOUNTAIN VALLEY UNIFIED	HAYFORK HIGH	Trinity	03/18/2020	\$ 3,000,000.00	\$ -	\$ 3,000,000.00
6	Suburban	118.00	85.00		New Construction	55/70524-00-003	BENICIA UNIFIED	BENICIA HIGH	Solano	12/11/2019	\$ 2,783,347.00	\$ -	\$ 2,783,347.00
6	Urban	115.50	88.00		New Construction	55/73643-00-004	TUSTIN UNIFIED	LEGACY MAGNET ACADEMY	Orange	03/09/2020	\$ 3,000,000.00	\$ -	\$ 3,000,000.00
6	Rural	105.00	79.00		New Construction	55/67181-00-001	PALO VERDE UNIFIED	PALO VERDE HIGH	Riverside	04/06/2020	\$ 3,000,000.00	\$ -	\$ 3,000,000.00
6	Suburban	118.00	84.00		Modernization	59/73973-00-004	CENTER JOINT UNIFIED	CENTER HIGH	Sacramento	12/06/2019	\$ 280,817.00	\$ -	\$ 280,817.00
6	Urban	115.50	84.00		Modernization	59/68338-00-023	SAN DIEGO UNIFIED	LA JOLLA SENIOR HIGH	San Diego	04/01/2020	\$ 744,868.00	\$ -	\$ 744,868.00
6	Rural	105.00	77.00		New Construction	55/62430-00-003	SELMA UNIFIED	SELMA HIGH	Fresno	04/10/2020	\$ 3,000,000.00	\$ -	\$ 3,000,000.00
6	Suburban	117.00	91.00		New Construction	55/64352-00-009	CENTINELA VALLEY UNION HIGH	HAWTHORNE HIGH	Los Angeles	04/06/2020	\$ 1,393,286.00	\$ -	\$ 1,393,286.00
6	Urban	115.00			Modernization	59/64568-00-003	GLENDALE UNIFIED	HOOVER (HERBERT) SENIOR HIGH	Los Angeles	04/03/2020	\$ 303,570.00	\$ -	\$ 303,570.00
6	Suburban	117.00	87.00		New Construction	55/61796-04-003	WEST CONTRA COSTA UNIFIED	PINOLE VALLEY HIGH	Contra Costa	03/27/2020	\$ 1,206,614.00	\$ -	\$ 1,206,614.00
6	Urban	114.50			New Construction	55/64733-00-030	LOS ANGELES UNIFIED	BOYLE HEIGHTS STEM HIGH	Los Angeles	06/30/2020	\$ 2,068,338.00	\$ -	\$ 2,068,338.00
6	Suburban	116.50			New Construction	55/67033-00-003	CORONA-NORCO UNIFIED	ROOSEVELT HIGH	Riverside	04/01/2020	\$ 1,787,158.00	\$ -	\$ 1,787,158.00
6	Urban	113.50			New Construction	55/64725-05-004	LONG BEACH UNIFIED	MILLIKAN SENIOR HIGH	Los Angeles	06/02/2020	\$ -	\$ -	\$ -
6	Suburban	116.00			New Construction	55/61796-04-002	WEST CONTRA COSTA UNIFIED	PINOLE VALLEY HIGH	Contra Costa	03/27/2020	\$ 1,201,883.00	\$ -	\$ 1,201,883.00
6	Urban	113.00			Modernization	59/72652-00-001	VENTURA UNIFIED	VENTURA HIGH	Ventura	05/06/2020	\$ 1,243,874.00	\$ -	\$ 1,243,874.00
6	Suburban	115.00			New Construction	55/75713-00-003	ALHAMBRA UNIFIED	MARK KEPPEL HIGH	Los Angeles	03/16/2020	\$ 2,201,792.00	\$ -	\$ 2,201,792.00
6	Urban	111.50	92.00		Modernization	59/72652-00-002	VENTURA UNIFIED	VENTURA HIGH	Ventura	05/06/2020	\$ 762,547.00	\$ -	\$ 762,547.00
6	Suburban	114.50	91.00		New Construction	55/72603-00-003	SIMI VALLEY UNIFIED	SANTA SUSANA HIGH	Ventura	06/30/2020	\$ 3,000,000.00	\$ -	\$ 3,000,000.00
6	Urban	111.50	80.00		New Construction	55/69401-00-013	CAMPBELL UNION HIGH	LEIGH HIGH	Santa Clara	06/29/2020	\$ 2,397,889.00	\$ 2,397,889.00	\$ 4,795,778.00
6	Suburban	114.50	86.00	N	New Construction	55/73437-00-004	COMPTON UNIFIED	COMPTON HIGH	Los Angeles	06/25/2020	\$ 3,000,000.00	\$ -	\$ 3,000,000.00
6	Urban	111.50	76.00		New Construction	55/66670-00-006	SANTA ANA UNIFIED	SEGERSTROM HIGH	Orange	03/31/2020	\$ 3,000,000.00	\$ -	\$ 3,000,000.00
6	Suburban	114.50	86.00	N	New Construction	55/73973-00-002	CENTER JOINT UNIFIED	CENTER HIGH	Sacramento	03/18/2020	\$ 2,247,127.00	\$ -	\$ 2,247,127.00
6	Urban	111.00	82.00		Modernization	59/68338-00-028	SAN DIEGO UNIFIED	LINCOLN HIGH SCHOOL	San Diego	04/01/2020	\$ 636,004.00	\$ -	\$ 636,004.00
6	Suburban	114.00	82.00		Modernization	59/67447-00-004	SAN JUAN UNIFIED	DEL CAMPO HIGH	Sacramento	03/26/2020	\$ 908,534.00	\$ -	\$ 908,534.00
6	Urban	111.00	80.00		New Construction	55/69401-00-014	CAMPBELL UNION HIGH	WESTMONT HIGH	Santa Clara	06/29/2020	\$ 2,472,522.00	\$ 2,472,522.00	\$ 4,945,044.00
6	Suburban	114.00	79.00		New Construction	55/67033-00-002	CORONA-NORCO UNIFIED	ELEANOR ROOSEVELT HIGH	Riverside	04/01/2020	\$ 1,833,277.00	\$ -	\$ 1,833,277.00
6	Urban	110.50			Modernization	59/68338-00-030	SAN DIEGO UNIFIED	LINCOLN HIGH SCHOOL	San Diego	04/01/2020	\$ 619,549.00	\$ -	\$ 619,549.00
6	Suburban	113.50	87.00		New Construction	55/67439-00-002	SACRAMENTO CITY UNIFIED	ROSEMONT HIGH	Sacramento	06/29/2020	\$ 1,250,000.00	\$ -	\$ 1,250,000.00
6	Urban	109.50			Modernization	59/72652-00-003	VENTURA UNIFIED	VENTURA HIGH	Ventura	05/06/2020	\$ 777,650.00	\$ -	\$ 777,650.00
6	Suburban	113.50	86.00		New Construction	55/61796-04-001	WEST CONTRA COSTA UNIFIED	PINOLE VALLEY HIGH	Contra Costa	03/27/2020	\$ 2,003,776.00	\$ -	\$ 2,003,776.00
6	Urban	108.50			New Construction	55/64733-00-029	LOS ANGELES UNIFIED	GRANT (ULYSSES S.) SENIOR HIGH	Los Angeles	06/30/2020	\$ 2,842,443.00	\$ -	\$ 2,842,443.00
6	Suburban	113.00	77.00		New Construction	55/64352-00-007	CENTINELA VALLEY UNION HIGH	HAWTHORNE HIGH	Los Angeles	03/30/2020	\$ 1,881,729.00	\$ -	\$ 1,881,729.00
6	Urban	107.50	80.00		New Construction	55/66431-05-001	ANAHEIM UNION HIGH	MAGNOLIA HIGH	Orange	04/03/2020	\$ 1,316,065.00	\$ -	\$ 1,316,065.00
6	Suburban	112.00			Modernization	59/64774-00-003	LYNWOOD UNIFIED	LYNWOOD HIGH	Los Angeles	04/03/2020	\$ 675,000.00	\$ -	\$ 675,000.00
6	Urban	107.50	77.00		New Construction	55/68650-00-001	RIPON UNIFIED	RIPON HIGH	San Joaquin	03/31/2020	\$ 1,582,695.00	\$ -	\$ 1,582,695.00
6	Suburban	111.50	84.00		Modernization	59/68130-00-005	GROSSMONT UNION HIGH	MT. MIGUEL HIGH	San Diego	03/03/2020	\$ 1,399,749.00	\$ -	\$ 1,399,749.00
6	Urban	107.00	85.00		New Construction	55/75101-00-007	PLEASANTON UNIFIED	FOOTHILL HIGH	Alameda	06/26/2020	\$ 3,000,000.00	\$ -	\$ 3,000,000.00
6	Suburban	111.50	80.00		New Construction	55/69401-00-015	CAMPBELL UNION HIGH	PROSPECT HIGH	Santa Clara	06/29/2020	\$ 2,455,157.00	\$ 2,455,157.00	\$ 4,910,313.00
6	Urban	107.00	80.00		Modernization	59/68338-00-034	SAN DIEGO UNIFIED	CRAWFORD SENIOR HIGH	San Diego	04/01/2020	\$ 1,251,938.00	\$ -	\$ 1,251,938.00
6	Suburban	110.50	82.00		Modernization	59/75242-00-001	VAL VERDE UNIFIED	RANCHO VERDE HIGH	Riverside	06/30/2020	\$ 224,132.00	\$ -	\$ 224,132.00
6	Urban	106.00	91.00		Modernization	59/72652-00-004	VENTURA UNIFIED	BUENA HIGH	Ventura	05/06/2020	\$ 1,050,526.00	\$ -	\$ 1,050,526.00
6	Suburban	110.50	80.00		New Construction	55/73973-00-004	CENTER JOINT UNIFIED	CENTER HIGH	Sacramento	03/18/2020	\$ 1,856,948.00	\$ -	\$ 1,856,948.00
6	Urban	106.00	82.00		Modernization	59/68338-00-027	SAN DIEGO UNIFIED	HOOVER SENIOR HIGH	San Diego	04/01/2020	\$ 1,418,508.00	\$ -	\$ 1,418,508.00
6	Suburban	110.00	87.00		New Construction	55/75093-00-002	DUBLIN UNIFIED	DUBLIN HIGH	Alameda	06/30/2020	\$ 265,505.00	\$ -	\$ 265,505.00
6	Urban	105.00	79.00		New Construction	55/64725-00-009	LONG BEACH UNIFIED	JORDAN HIGH	Los Angeles	04/17/2020	\$ 3,000,000.00	\$ -	\$ 3,000,000.00
6	Suburban	110.00	80.00		New Construction	55/73437-00-005	COMPTON UNIFIED	COMPTON HIGH	Los Angeles	06/25/2020	\$ 2,384,231.00	\$ -	\$ 2,384,231.00
6	Urban	105.00	77.00		Modernization	59/68338-00-036	SAN DIEGO UNIFIED	KEARNY SCT	San Diego	04/01/2020	\$ 1,498,092.00	\$ -	\$ 1,498,092.00
6	Suburban	108.50	87.00		New Construction	55/64451-00-005	DOWNEY UNIFIED	WARREN HIGH	Los Angeles	03/24/2020	\$ 3,000,000.00	\$ -	\$ 3,000,000.00
6	Urban	105.00	73.00		New Construction	55/68809-00-002	SAN LUIS COASTAL UNIFIED	SAN LUIS OBISPO HIGH	San Luis Obispo	03/03/2020	\$ 3,000,000.00	\$ -	\$ 3,000,000.00
6	Suburban	108.50	86.00		Modernization	59/69823-00-003	SANTA CRUZ CITY HIGH	SOQUEL HIGH	Santa Cruz	04/01/2020	\$ 372,071.00	\$ -	\$ 372,071.00
6	Suburban	108.50	84.00		New Construction	55/69583-00-004	MORGAN HILL UNIFIED	ANN SOBRATO HIGH	Santa Clara	04/10/2020	\$ 3,000,000.00	\$ -	\$ 3,000,000.00

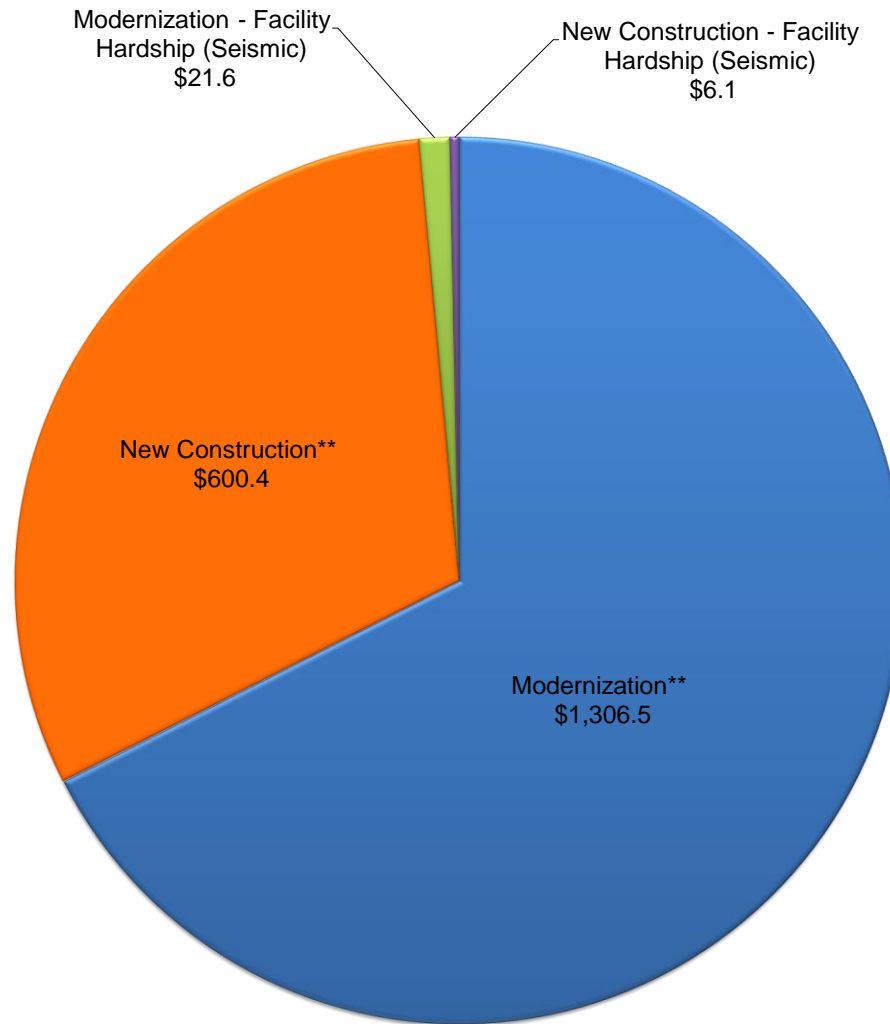
**Career Technical Education Facilities Program Workload List**

**State Allocation Board Meeting, May 26, 2021**

<u>Funding Cycle</u>	<u>Locale</u>	<u>CTE Score</u>	<u>Weighted Scores</u>	<u>Prior CTEFP Funding Y/N</u>	<u>CTEFP Funding Type</u>	<u>Application Number</u>	<u>District/ Joint Powers Authority</u>	<u>Site Name</u>	<u>County</u>	<u>Received Date</u>	<u>REQUESTED STATE GRANT</u>	<u>REQUESTED STATE LOAN</u>	<u>TOTAL ESTIMATED STATE GRANT</u>
6	Suburban	108.50	80.00		Modernization	59/68700-00-003	ATASCADERO UNIFIED	ATASCADERO HIGH	San Luis Obispo	03/31/2020	\$ 919,970.00	\$ -	\$ 919,970.00
6	Suburban	108.00			New Construction	55/64451-00-004	DOWNEY UNIFIED	WARREN HIGH	Los Angeles	03/24/2020	\$ 3,000,000.00	\$ -	\$ 3,000,000.00
6	Suburban	107.50			New Construction	55/61721-00-003	LIBERTY UNION HIGH	FREEDOM HIGH	Contra Costa	04/03/2020	\$ 1,166,863.00	\$ -	\$ 1,166,863.00
6	Suburban	107.00			New Construction	55/68452-00-004	VISTA UNIFIED	VISTA HIGH	San Diego	06/22/2020	\$ 3,000,000.00	\$ -	\$ 3,000,000.00
6	Suburban	106.50			New Construction	55/75093-00-003	DUBLIN UNIFIED	DUBLIN HIGH	Alameda	06/30/2020	\$ 312,724.00	\$ -	\$ 312,724.00
6	Suburban	106.00			New Construction	55/64212-00-001	ABC UNIFIED	ARTESIA HIGH	Los Angeles	04/02/2020	\$ 2,673,655.00	\$ -	\$ 2,673,655.00
6	Suburban	105.50	81.00		Modernization	59/74021-00-002	MISSION VALLEY ROP	MISSION VALLEY ROCP	Alameda	02/11/2020	\$ 450,000.00	\$ -	\$ 450,000.00
6	Suburban	105.50	76.00		New Construction	55/69310-00-005	SANTA MARIA JOINT UNION HIGH	RIGHETTI (ERNEST) HIGH	Santa Barbara	06/29/2020	\$ 1,466,944.00	\$ -	\$ 1,466,944.00
6	Suburban	105.00	82.00		Modernization	59/74401-00-001	IMPERIAL VALLEY ROP	IMPERIAL VALLEY ROP	Imperial	03/19/2020	\$ 261,000.00	\$ -	\$ 261,000.00
6	Suburban	105.00	81.00		New Construction	55/64451-00-006	DOWNEY UNIFIED	WARREN HIGH	Los Angeles	03/24/2020	\$ 3,000,000.00	\$ -	\$ 3,000,000.00
6	Suburban	105.00	76.00		New Construction	55/71217-00-003	PATTERSON JOINT UNIFIED	PATTERSON HIGH	Stanislaus	06/16/2020	\$ 2,999,965.00	\$ -	\$ 2,999,965.00
6	Suburban	105.00	72.00		New Construction	55/68700-00-002	ATASCADERO UNIFIED	ATASCADERO HIGH	San Luis Obispo	04/01/2020	\$ 2,180,967.00	\$ -	\$ 2,180,967.00
6	Suburban	105.00	70.00		New Construction	55/68700-00-003	ATASCADERO UNIFIED	ATASCADERO HIGH	San Luis Obispo	04/01/2020	\$ 532,386.00	\$ -	\$ 532,386.00
<b>TOTAL</b>											<b>\$ 113,398,197.00</b>	<b>\$ 7,325,568.00</b>	<b>\$ 120,723,764.00</b>

NOTE: Final funding order for tied applications to be determined at a later date.

**School Facility Program Applications within Bond Authority\***  
**- in millions of dollars, as of April 30, 2021 -**



\*The projects on this report only represents completed applications that are awaiting Office of Public School Construction (OPSC) processing and scheduling to the State Allocation Board. It does not reflect the OPSC's complete workload or guarantee the project is within available bond authority.

\*\* Includes Facility Hardship Non-Seismic applications.

This list includes future workload that is identified as:

- Pending reflects workload that has been processed by OPSC but awaiting further information/documentation from the district.
- Reviewing reflects currently being processed by OPSC.

# SCHOOL DISTRICT EXTENSION REQUESTS

(as of May 1, 2021)

Total Number of Requests: **515**

<u>REQUESTS</u>		<u>APPROVED EXTENSIONS</u>	
Approved:	447	Responses Received:	424
No Longer Needed:	53	Responses Pending:	23
Denied:	13	<hr/>	
Pending:	2		447
<hr/>			
	515	<u>TYPES OF PENDING REQUESTS</u>	
 <u>SCHOOL DISTRICT SIZE</u>		Eligibility & Funding Responses:	8
Large:	248	Expenditure Reports:	11
Medium:	144	Fund Release:	0
Small:	123	Substantial Progress:	0
<hr/>		Audit Correspondence:	0
	515	Accounts Receivables:	1
		Full-Day Kindergarten:	3
		<hr/>	
			23



## DENIED EXTENSION REQUESTS

Alpaugh Unified School District	The District requested a time extension to submit the final Expenditure Report to OPSC. The delay is due to staff turnover and not COVID-19 related; OPSC worked with District through the regular time extension request process.
Anaheim Union High School District	The District did not hire a cost estimator until after receiving the 15-day letter request from OPSC. A detail cost estimate is part of a complete application acceptance
Glenn County Office of Education	District applied for funding in the 6th round of CTE. The architect's cost estimate included lump sums. The 15-Day letter sent July 3, 2020 requested it to be broken out. The extension request to November 2nd is well after the anticipated September 2020. funding round.
Greenfield Union Elementary School District	Change of scope requested for a Full-Day Kindergarten project. A 2-year extension was requested. Request was denied because it was the subject of an appeal that OPSC cannot administratively approve.
Hilmar Unified School District	The project was delayed due to the District and its advisory committee to change the of scope of the project as a result of additional local funds being available. The project was approved by the State Allocation Board in May 2019, well before the start of the COVID-19 pandemic.
Hollister Elementary School District	The request was not COVID-19 related. OPSC worked with District through the regular time extension request process.
Island Union Elementary School District	This project was apportioned in October 2018 for Advanced Design. District had one year to obtain DSA approval of plans. At the time of the extension request, the District still had three months to obtain DSA approval.
Lagunita Elementary School District	The project was funded in November 2018 and requested a Substantial Progress extension. The request was denied because the reason for the delay is a local funding/priorities issue. The District can also already request a Substantial Progress deadline extension under "other evidence" if needed.
Moreno Valley Unified School District	The District requested a time extension to decide how to respond to OPSC's 4-Day Letter for a CTE project. The District needed to determine how to address the need for an increase in the grant request after the application was scored by CDE. OPSC does not allow for cost increases beyond those already reviewed by CDE.
Oakland Unified - Eres Academy	The request was not COVID-19 related. OPSC worked with District through the regular time extension request process.

San Bernardino City Unified School District	The District is only one year into project construction. The District requested a 5th year to complete project (3 years in advance of deadline). Denied at this time; the request is premature.
Santa Ana Unified School District	Project was approved in May 2019. The District did not participate in the Priority Funding (PF) Process in Fall 2019 and incurred one non-participation occurrence. The District participated in the PF process in Fall PF 2019 and was apportioned at the May 2020 SAB. Plans should have been well underway for design prior to COVID-19 pandemic. At the time of the request, the District still had 11 months to design and obtain approval from DSA.
Vacaville Unified School District	The request was not COVID-19 related. OPSC worked with District through the regular time extension request process.

School District Extension Requests  
(as of May 1, 2021)

District Size	District Name	Project/Site Name	Type of Request	Project Number	Category of Request	Description of Deliverable	Original Due Date	Requested Extension Date	Receipt Date for Requested Documents	Status
Large	Los Angeles Unified	Stagg Street Elementary	Funding	57/64733-00-628	Eligibility & Funding Responses	Form SAB 50-04 - 15-Day Response	3/25/2020	4/10/2020	4/10/2020	Approved - Closed
Large	Los Angeles Unified	Coldwater Canyon Elementary	Funding	57/64733-00-629	Eligibility & Funding Responses	Form SAB 50-04 - 15-Day Response	3/26/2020	4/10/2020	5/1/2020	Approved - Closed
Large	Oxnard Elementary	Lemonwood Elementary	Funding	50/72538-00-013	Eligibility & Funding Responses	Form SAB 50-04 - 4-Day Response	4/2/2020	4/10/2020	4/21/2020	Approved - Closed
Small	Galt Joint Union High	Liberty Ranch High	Funding	58/67355-00-001	Eligibility & Funding Responses	Form SAB 50-04 - 15-Day Response	4/1/2020	4/17/2020	4/17/2020	Approved - Closed
Large	William S. Hart Union High	Placerita Junior High	Funding	50/65136-00-014	Eligibility & Funding Responses	Form SAB 50-04 - 4-Day Response	4/10/2020	4/17/2020	4/17/2020	Approved - Closed
Large	Los Angeles Unified	Coldwater Canyon Elementary	Funding	57/64733-00-029	Eligibility & Funding Responses	Form SAB 50-04 - 15-Day Response	3/26/2020	4/17/2020	5/1/2020	Approved - Closed
Large	Irvine Unified	Santiago Hills Elementary	Funding	57/73650-00-021	Eligibility & Funding Responses	Form SAB 50-04 - 15-Day Response	3/25/2020	4/17/2020	4/17/2020	Approved - Closed
Large	Los Angeles Unified	Dana (Richard Henry) Middle	Funding	57/64733-20-019	Eligibility & Funding Responses	Form SAB 50-04 - 15-Day Response	3/19/2020	4/17/2020	5/1/2020	Approved - Closed
Large	Los Angeles Unified	Sylmar Senior High	Funding	57/64733-00-618	Eligibility & Funding Responses	Form SAB 50-04 - 15-Day Response	3/19/2020	4/17/2020	7/2/2020	Approved - Closed
Large	Sequoia Union High	Redwood High	Funding	57/69062-00-037	Eligibility & Funding Responses	Form SAB 50-04 - 15-Day Response	3/26/2020	4/17/2020	7/27/2020	Approved - Closed
Large	Sequoia Union High	Redwood High	Funding	50/69062-01-014	Eligibility & Funding Responses	Form SAB 50-04 - 15-Day Response	3/26/2020	4/17/2020	Withdrawn	Withdrawn
Small	Merced River Union Elementary	Washington Elementary	Funding	57/73726-00-001	Eligibility & Funding Responses	Form SAB 50-04 - 15-Day Response	3/24/2020	4/23/2020	Withdrawn	Withdrawn
Large	Unified	John Adams Middle	Funding	51/64980-00-001	Eligibility & Funding Responses	Form SAB 50-04 - 15-Day Response	4/20/2020	4/24/2020	4/20/2020	Approved - Closed
Large	Los Angeles Unified	Fremont (John C.) Senior High	Funding	56/64733-00-019	Accounts Receivables	Accounts Receivable Payments	4/27/2020	4/25/2020	4/21/2020	Approved - Closed
Large	Los Angeles Unified	Coldwater Canyon	Funding	57/64733-00-629	Eligibility & Funding Responses	Form SAB 50-04 - 15-Day Response	4/27/2020	5/1/2020	5/1/2020	Approved - Closed
Large	Los Angeles Unified	Dana (Richard Henry) Middle	Funding	57/64733-20-019	Eligibility & Funding Responses	Form SAB 50-04 - 15-Day Response	3/19/2020	5/1/2020	5/1/2020	Approved - Closed
Large	Los Angeles Unified	Sylmar	Funding	57/64733-00-618	Eligibility & Funding Responses	Form SAB 50-04 - 15-Day Response	3/19/2020	5/1/2020	5/1/2020	Approved - Closed
Small	Larkspur-Corte Madera	Neil Cummins Elementary	Funding	57/65367-00-007	Full-Day Kindergarten	FDKFGP - 15-Day Response	4/22/2020	5/1/2020	5/27/2020	Approved - Closed
Medium	Azusa Unified	Dalton Elementary	Funding	57/64279-00-021	Eligibility & Funding Responses	Form SAB 50-04 - 15-Day Response / Corrected SAB 50-04	4/28/2020	5/1/2020	5/5/2020	Approved - Closed
Medium	Greenfield Union Elementary	Mary Chapa Academy Elementary	Funding	58/66035-00-004	Eligibility & Funding Responses	Form SAB 50-04 - 15-Day Response	4/28/2020	5/5/2020	5/26/2020	Approved - Closed
Medium	Greenfield Union Elementary	Mary Chapa Academy Elementary	Funding	58/66035-00-006	Eligibility & Funding Responses	Form SAB 50-04 - 4-Day Response	4/28/2020	5/5/2020	5/26/2020	Approved - Closed
Large	Twin Rivers Unified	Foothill High	Funding	57/76505-00-045	Eligibility & Funding Responses	Form SAB 50-04 - 4-Day Response	4/30/2020	5/6/2020	6/4/2020	Approved - Closed
Large	Los Angeles Unified	San Fernando High	Funding	57/64733-73-005	Eligibility & Funding Responses	Form SAB 50-04 - 15-Day Response	4/23/2020	5/7/2020	5/5/2020	Approved - Closed
Medium	Alisal Union	Fremont Elementary	Funding	50/65961-00-011	Eligibility & Funding Responses	Form SAB 50-04 - 15-Day Response	4/29/2020	5/8/2020	Withdrawn	Withdrawn
Large	Temecula Valley Unified	Vail Elementary	Funding	n/a	Eligibility & Funding Responses	Incomplete Application- Updated estimate	4/27/2020	5/11/2020	5/1/2020	Approved - Closed
Large	Los Angeles Unified	San Fernando High	Funding	57/64733-73-005	Eligibility & Funding Responses	Form SAB 50-04 - 15-Day Response	5/7/2020	5/14/2020	5/11/2020	Approved - Closed
Large	Sequoia Union High	Redwood High	Funding	50/69062-01-014	Eligibility & Funding Responses	Form SAB 50-04 - 15-Day Response	5/12/2020	5/15/2020	Withdrawn	Withdrawn
Large	Sequoia Union High	Redwood High	Funding	57/69062-00-037	Eligibility & Funding Responses	Form SAB 50-04 - 15-Day Response	3/12/2020	5/15/2020	7/27/2020	Approved - Closed
Large	Twin Rivers Unified	Foothill High	Funding	57/76505-00-045	Eligibility & Funding Responses	Form SAB 50-04 - 4-Day Response	4/30/2020	5/15/2020	6/4/2020	Approved - Closed
Medium	Buena Park Elementary	Gordon H. Beatty Elementary	Funding	58/66456-00-003	Audit Correspondence	Expenditure Closeout Review - Documentation Request	5/5/2020	5/19/2020	5/14/2020	Approved - Closed
Medium	Greenfield Union Elementary	Mary Chapa Academy Elementary	Funding	58/66035-00-004	Eligibility & Funding Responses	Form SAB 50-04 - 15-Day Response	4/28/2020	5/19/2020	5/26/2020	Approved - Closed
Medium	Greenfield Union Elementary	Mary Chapa Academy Elementary	Funding	58/66035-00-006	Eligibility & Funding Responses	Form SAB 50-04 - 4-Day Response	4/28/2020	5/19/2020	5/26/2020	Approved - Closed
Large	Merced City	Ada Givens Elementary	Funding	50/65771-00-022	Eligibility & Funding Responses	Form SAB 50-04 - 15-Day Response	5/12/2020	5/20/2020	5/20/2020	Approved - Closed
Medium	Perris Elementary	Innovative Horizons Charter	Funding	54/67199-00-001	Eligibility & Funding Responses	Form SAB 50-04 - 15-Day Response	5/7/2020	5/21/2020	Withdrawn	Withdrawn
Small	Chawanakee Unified	Hillside Elementary	Funding	50/75606-00-002	Eligibility & Funding Responses	Form SAB 50-04 - 4-Day Response	4/24/2020	5/21/2020	5/12/2020	Approved - Closed
Large	Sanger Unified	Ronald W. Reagan Elementary	Funding	50/62414-00-019	Eligibility & Funding Responses	Form SAB 50-04 - 4-Day Response	5/18/2020	5/22/2020	5/22/2020	Approved - Closed
Large	Escondido Union	Mission Middle	Funding	57/68098-00-014	Eligibility & Funding Responses	Form SAB 50-04 - 15-Day Response	5/19/2020	5/22/2020	5/20/2020	Approved - Closed
Small	Merced River Union Elementary	Washington Elementary	Funding	57/73726-00-001	Eligibility & Funding Responses	Financial Hardship Review - Documentation Request	4/23/2020	5/25/2020	7/6/2020	Approved - Closed
Large	Sacramento City Unified	Kit Carson Middle	Funding	50/67439-00-004 & 57/67439-00-075	Eligibility & Funding Responses	Form SAB 50-04 - 4-Day Response	5/19/2020	5/26/2020	5/21/2020	Approved - Closed
Medium	San Benito High	New Construction Eligibility	Eligibility		Eligibility & Funding Responses	SAB 50-01 in response to 90-Day Notice	5/1/2020	5/29/2020	6/5/2020	Approved - Closed

School District Extension Requests  
(as of May 1, 2021)

District Size	District Name	Project/Site Name	Type of Request	Project Number	Category of Request	Description of Deliverable	Original Due Date	Requested Extension Date	Receipt Date for Requested Documents	Status
Large	Riverside County Office of Education	Jurupa Community	Funding	50/10330-98-016 & 20/10330-99-009	Audit Correspondence	Reduction to costs incurred	5/8/2020	5/29/2020	6/1/2020	Approved - Closed
Medium	Greenfield Union Elementary	Mary Chapa Academy Elementary	Funding	58/66035-00-004	Eligibility & Funding Responses	Form SAB 50-04 - 15-Day Response	5/19/2020	5/29/2020	5/26/2020	Approved - Closed
Medium	Greenfield Union Elementary	Mary Chapa Academy Elementary	Funding	58/66035-00-006	Eligibility & Funding Responses	Form SAB 50-04 - 4-Day Response	5/19/2020	5/29/2020	5/26/2020	Approved - Closed
Small	Galt Joint Union High	Liberty Ranch High	Funding	58/67355-00-001	Eligibility & Funding Responses	Form SAB 50-04 - 4-Day Response	5/21/2020	5/29/2020	5/29/2020	Approved - Closed
Medium	Sauquus Union	West Creek Academy	Eligibility		Eligibility & Funding Responses	Form SAB 50-04 - 15-Day Response	5/21/2020	5/29/2020	5/28/2020	Approved - Closed
Large	Twin Rivers Unified	Grant High	Funding	57/76505-00-054	Eligibility & Funding Responses	Form SAB 50-04 - 15-Day Response	5/22/2020	5/29/2020	6/22/2020	Approved - Closed
Small	Southern Humboldt Joint Unified	South Forth Junior-Senior High	Funding	50/63040-00-001	Eligibility & Funding Responses	Form SAB 50-04 - 15-Day Response	5/20/2020	5/29/2020	Withdrawn	Withdrawn
Small	Southern Humboldt Joint Unified	Redway Elementary	Funding	50/63040-00-002	Eligibility & Funding Responses	Form SAB 50-04 - 15-Day Response	5/20/2020	5/29/2020	Withdrawn	Withdrawn
Small	Larkspur-Corte Madera	Neil Cummins Elementary	Funding	57/65367-00-007	Eligibility & Funding Responses	Form SAB 50-04 15-Day Response	4/22/2020	5/30/2020	5/27/2020	Approved - Closed
Small	Dunham	Dunham Elementary	Funding	57/70672-00-001	Expenditure Reports	Form SAB 50-06 - Annual Expenditure Report	4/15/2020	5/30/2020		Approved - PENDING
Medium	Fresno County Superintendent of Schools	Violet Heintz Education Academy	Funding	50/10108-00-007	Expenditure Reports	Form SAB 50-06 - Annual Expenditure Report	4/17/2020	5/31/2020	7/8/2020	Approved - Closed
Medium	Perris Elementary	Innovative Horizons Charter	Funding	54/67199-00-001	Eligibility & Funding Responses	Form SAB 50-03 - 15-Day Response	4/21/2020	6/1/2020	5/11/2020	Approved - Closed
Large	Los Angeles Unified	Hart Street Elementary	Funding	57/64733-00-633	Eligibility & Funding Responses	Form SAB 50-04 - 15-Day Response	5/23/2020	6/1/2020	6/2/2020	Approved - Closed
Large	Los Angeles Unified Sweetwater Union High	Capistrano Avenue Elementary	Funding	57/64733-00-634	Eligibility & Funding Responses	Form SAB 50-04 - 15-Day Response	5/23/2020	6/1/2020	5/29/2020	Approved - Closed
Large	Sweetwater Union High	Chula Vista High	Funding	57/68411-00-045	Eligibility & Funding Responses	Form SAB 50-04 - 15-Day Response	5/19/2020	6/2/2020	6/2/2020	Approved - Closed
Large	Sweetwater Union High	Mar Vista High	Funding	57/68411-00-047	Eligibility & Funding Responses	Form SAB 50-04 - 15-Day Response	5/22/2020	6/2/2020	6/2/2020	Approved - Closed
Large	Sweetwater Union High	Sweetwater High	Funding	57/68411-00-043	Eligibility & Funding Responses	Form SAB 50-04 - 15-Day Response	5/22/2020	6/3/2020	6/16/2020	Approved - Closed
Large	Sweetwater Union High	Mar Vista Academy (Mar Vista Middle)	Funding	57/68411-00-046	Eligibility & Funding Responses	Form SAB 50-04 - 15-Day Response	5/25/2020	6/3/2020	6/17/2020	Approved - Closed
Large	Escondido Union	Quantum Academy Addition / Mission MS Addition	Funding	50/68098-00-007, 50/008 & 57-013	Eligibility & Funding Responses	Form SAB 50-04 - 4-Day Response	4/30/2020	6/5/2020	6/5/2020	Approved - Closed
Small	Edison Elementary	Orangewood Elementary	Funding	70/63438-00-001	Full-Day Kindergarten	FDKGP Fund Release	5/22/2020	6/5/2020	6/1/2020	Approved - Closed
Medium	San Benito High	San Benito High	Funding	50/67538-00-002	Eligibility & Funding Responses	SAB 50-01	5/22/2020	6/5/2020	6/5/2020	Approved - Closed
Large	Los Angeles Unified Grossmont Union High	Bell High	Funding	57/64733-00-631	Eligibility & Funding Responses	Form SAB 50-04 - 15-Day Response	5/23/2020	6/5/2020	6/5/2020	Approved - Closed
Large	Helix High		Funding	54/68130-02-001	Audit Correspondence	Expenditure Closeout Review - Documentation Request	5/25/2020	6/5/2020	8/7/2020	Approved - Closed
Medium	Wiseburn Unified	Da Vinci High	Funding	50/76869-00-001	Eligibility & Funding Responses	Form SAB 50-04 - 15-Day Response	5/29/2020	6/5/2020	6/1/2020	Approved - Closed
Large	Los Angeles Unified	Hart Street Elementary	Funding	57/64733-00-633	Eligibility & Funding Responses	Form SAB 50-04 - 15-Day Response	6/1/2020	6/5/2020	6/2/2020	Approved - Closed
Large	Palo Alto Unified	Gunn High	Funding	50/69641-02-001	Eligibility & Funding Responses	Form SAB 50-04 - 15-Day Response	6/1/2020	6/5/2020	6/1/2020	Approved - Closed
Large	Los Angeles Unified	El Sereno Middle	Funding	57/64733-34-016	Eligibility & Funding Responses	Form SAB 50-03 - 4-Day Response	5/25/2020	6/8/2020	6/17/2020	Approved - Closed
Large	Los Angeles Unified	Griffith Middle	Funding	57/64733-00-619	Eligibility & Funding Responses	Form SAB 50-04 - 4-Day Response	6/1/2020	6/8/2020	6/9/2020	Approved - Closed
Small	Templeton Unified	Templeton High	Funding	55/68841-00-001, 50/67470-00-003 & 50/67470-00-000	Expenditure Reports	Form SAB 50-06 - Annual Expenditure Report	4/11/2020	6/11/2020	6/11/2020	Approved - Closed
Medium	Hollister Elementary	Santana Ranch	Funding		Eligibility & Funding Responses	Form SAB 50-04 - 15-Day Response	5/28/2020	6/11/2020	7/1/2020	Approved - Closed
Medium	Dinuba Unified	New High	Funding	50/75531-00-006	Eligibility & Funding Responses	Form SAB 50-04 - 15-Day Response	5/28/2020	6/11/2020	6/11/2020	Approved - Closed
Large	Los Angeles Unified	Reseda Senior High	Funding	59/64733-39-001	Accounts Receivables	Accounts Receivable Payments	5/25/2020	6/12/2020	5/18/2020	Approved - Closed
Large	Los Angeles Unified	Sherman Oaks Center for Enriched Studies (SOCES)	Funding	57/64733-00-614	Eligibility & Funding Responses	Form SAB 50-04 - 4-Day Response	6/1/2020	6/12/2020	6/12/2020	Approved - Closed
Large	Los Angeles Unified	Griffin Avenue Elementary	Funding	57/64733-00-621	Eligibility & Funding Responses	Form SAB 50-04 - 4-Day Response	6/2/2020	6/12/2020	6/12/2020	Approved - Closed
Large	Los Angeles Unified	Coldwater Canyon Elementary	Funding	57/64733-00-629	Eligibility & Funding Responses	Form SAB 50-04 - 4-Day Response	6/2/2020	6/12/2020	6/11/2020	Approved - Closed
Large	Los Angeles Unified	Parthenia Elementary	Funding	57/64733-00-615	Eligibility & Funding Responses	Form SAB 50-04 - 4-Day Response	6/2/2020	6/12/2020	6/12/2020	Approved - Closed
Large	Sequoia Union High	Redwood High	Funding	50/69062-01-014	Eligibility & Funding Responses	Form SAB 50-04 - 15-Day Response	5/15/2020	6/12/2020	Withdrawn	Withdrawn
Large	Sequoia Union High	Redwood High	Funding	57/69062-00-037	Eligibility & Funding Responses	Form SAB 50-04 - 15-Day Response	5/15/2020	6/12/2020	7/27/2020	Approved - Closed
Small	Southern Humboldt Joint Unified	Redway Elementary	Funding	57/63040-00-002	Eligibility & Funding Responses	Form SAB 50-04 - 15-Day Response	5/26/2020	6/12/2020	8/19/2020	Approved - Closed
Large	Los Angeles Unified Southern Humboldt Joint Unified	Monroe High	Funding	57/64733-00-616	Eligibility & Funding Responses	Form SAB 50-04 - 15-Day Response	6/4/2020	6/12/2020	6/12/2020	Approved - Closed
Small	Southern Humboldt Joint Unified	South Fork Junior-Senior High	Funding	50/63040-00-001	Eligibility & Funding Responses	Form SAB 50-04 - 15-Day Response	5/29/2020	6/12/2020	Withdrawn	Withdrawn

School District Extension Requests  
(as of May 1, 2021)

District Size	District Name	Project/Site Name	Type of Request	Project Number	Category of Request	Description of Deliverable	Original Due Date	Requested Extension Date	Receipt Date for Requested Documents	Status
Small	Southern Humboldt Joint Unified	Redway Elementary	Funding	50/63040-00-002	Eligibility & Funding Responses	Form SAB 50-04 - 15-Day Response	5/29/2020	6/12/2020	Withdrawn	Withdrawn
Large	Fremont Unified	Lila Bringhurst Elementary	Funding	50/61176-00-011	Eligibility & Funding Responses	Form SAB 50-04 - 15-Day Response	5/25/2020	6/15/2020	6/29/2020	Approved - Closed
Medium	Dinuba Unified	Dinuba High	Funding	55/75531-00-002 55/75531-00-003	Expenditure Reports	Form SAB 50-06 - Annual Expenditure Report	4/19/2020	6/15/2020	6/10/2020	Approved - Closed
Large	Los Angeles Unified	San Fernando High	Funding	57/64733-73-005	Eligibility & Funding Responses	Form SAB 50-04 - 4-Day Response	6/5/2020	6/17/2020	6/16/2020	Approved - Closed
Large	Milpitas Unified	New Construction Eligibility Update	Eligibility		Eligibility & Funding Responses	Form SAB 50-01 - 15-Day Response	6/3/2020	6/17/2020	6/12/2020	Approved - Closed
Medium	Greenfield Union Elementary	Arroyo Seco Academy	Funding	50/66035-00-002	Eligibility & Funding Responses	All required documents were submitted within the 15-Day ltr period	5/29/2020	6/17/2020	7/9/2020	Approved - Closed
Large	Los Angeles Unified	El Sereno Middle	Funding	57/64733-34-016	Eligibility & Funding Responses	Form SAB 50-04 - 4-Day Response	6/8/2020	6/17/2020	6/17/2020	Approved - Closed
Medium	Greenfield Union Elementary	Vista Verde Middle	Funding	58/66035-00-001	Eligibility & Funding Responses	Form SAB 50-04 - 15-Day Response	6/12/2020	6/18/2020	6/18/2020	Approved - Closed
Medium	Greenfield Union Elementary	Oak Avenue Elementary	Funding	58/66035-00-003	Eligibility & Funding Responses	Form SAB 50-04 - 15-Day Response	6/12/2020	6/18/2020	7/2/2020	Approved - Closed
Medium	Greenfield Union Elementary	Mary Chapa Academy Elementary	Funding	58/66035-00-002	Eligibility & Funding Responses	Form SAB 50-04 - 15-Day Response	6/12/2020	6/18/2020	7/2/2020	Approved - Closed
Medium	Lindsay Unified	Lindsay Senior High CTE project	Funding	55/71993-00-002	Eligibility & Funding Responses	CTE May 22nd document deadline	5/22/2020	6/19/2020	Withdrawn	Withdrawn
Large	Los Angeles Unified	Capistrano Avenue Elementary	Funding	57/64733-00-634	Eligibility & Funding Responses	Form SAB 50-04 - 4-Day Response	6/9/2020	6/19/2020	6/18/2020	Approved - Closed
Large	Los Angeles Unified	Palms Middle	Funding	57/64733-00-636	Eligibility & Funding Responses	Form SAB 50-04 - 15-Day Response	6/10/2020	6/19/2020	6/17/2020	Approved - Closed
Medium	Hollister Elementary	Santana Ranch	Funding	50/67470-00-003	Eligibility & Funding Responses	Form SAB 50-04 - 15-Day Response	6/11/2020	6/19/2020	7/1/2020	Approved - Closed
Small	Southern Humboldt Joint Unified	Redway Elementary	Funding	50/63040-00-002	Eligibility & Funding Responses	Form SAB 50-04 - 15-Day Response	6/12/2020	6/19/2020	Withdrawn	Withdrawn
Small	Southern Humboldt Joint Unified	South Fork Junior-Senior High	Funding	50/63040-00-001	Eligibility & Funding Responses	Form SAB 50-04 - 15-Day Response	6/12/2020	6/19/2020	Withdrawn	Withdrawn
Small	Southern Humboldt Joint Unified	Redway Elementary	Funding	57/63040-00-002	Eligibility & Funding Responses	Form SAB 50-04 - 15-Day Response	6/12/2020	6/19/2020	8/19/2020	Approved - Closed
Large	Los Angeles Unified	State Street Elementary	Funding	57/64733-00-613	Eligibility & Funding Responses	Form SAB 50-04 - 15-Day Response	6/15/2020	6/19/2020	6/17/2020	Approved - Closed
Large	Los Angeles Unified	Burton	Funding	57/64733-00-612	Eligibility & Funding Responses	Form SAB 50-04 - 15-Day Response	6/15/2020	6/19/2020	6/17/2020	Approved - Closed
Medium	Cutler-Orosi Joint Unified	Golden Valley	Funding	70/71860-00-001	Eligibility & Funding Responses	request for extension	5/22/2020	6/22/2020	5/21/2020	Approved - Closed
Small	Traver Joint Elementary	Traver Elementary	Funding	72223-6	Fund Release	Fund Release Authorization Form SAB 70-02	5/22/2020	6/22/2020	5/22/2020	Approved - Closed
Large	Bakersfield City	Fletcher Elementary	Funding	50/63321-00-028	Expenditure Reports	Form SAB 50-06 - Annual Expenditure Report	5/23/2020	6/22/2020	6/22/2020	Approved - Closed
Large	Bakersfield City	Sequoia Middle	Funding	50/63321-00-029	Expenditure Reports	Form SAB 50-06 - Annual Expenditure Report	5/23/2020	6/22/2020	6/22/2020	Approved - Closed
Small	Yreka Union High Pixley Union Elementary	Yreka High	Funding	57/70516-00-003	Eligibility & Funding Responses	Form SAB 50-04 - 15-Day Response	6/15/2020	6/24/2020	7/17/2020	Approved - Closed
Small	Merced River Union Elementary	Pixley Elementary	Funding	70/72041-00-001	Fund Release	Fund Release Authorization (Form SAB 70-02)	5/22/2020	6/26/2020	6/2/2020	Approved - Closed
Small	Norwalk-La Mirada Unified	Washington Elementary	Funding	57/73726-00-001	Eligibility & Funding Responses	Financial Hardship Review - Documentation Request	5/26/2020	6/26/2020	7/6/2020	Approved - Closed
Large	Southern Humboldt Joint Unified	John Glenn High	Funding	57/64840-00-027	Eligibility & Funding Responses	Form SAB 50-04 - 15-Day Response	6/11/2020	6/26/2020	6/19/2020	Approved - Closed
Small	Southern Humboldt Joint Unified	Redway Elementary	Funding	50/63040-00-002	Eligibility & Funding Responses	Form SAB 50-04 - 15-Day Response	5/20/2020	6/26/2020	Withdrawn	Withdrawn
Small	Southern Humboldt Joint Unified	South Fork Junior-Senior High	Funding	50/63040-00-001	Eligibility & Funding Responses	Form SAB 50-04 - 15-Day Response	5/20/2020	6/26/2020	Withdrawn	Withdrawn
Small	Southern Humboldt Joint Unified	Redway Elementary	Funding	57/63040-00-002	Eligibility & Funding Responses	Form SAB 50-04 - 15-Day Response	5/26/2020	6/26/2020	8/19/2020	Approved - Closed
Large	San Marcos Unified	La Mirada Academy K-8 (Formerly known as Alvin M. Dunn)	Funding	50-73791-00-016	Full-Day Kindergarten	FDKFGP - 15-Day Response	5/28/2020	6/29/2020	8/20/2020	Approved - Closed
Large	Fremont Unified	Lila Bringhurst Elementary	Funding	50/61176-00-011	Eligibility & Funding Responses	Form SAB 50-04 - 15-Day Response	6/15/2020	6/29/2020	6/30/2020	Approved - Closed
Large	Los Angeles Unified	Hart Street Elementary	Funding	57/64733-00-633	Eligibility & Funding Responses	Form SAB 50-04 - 4-Day Response	6/22/2020	6/29/2020	6/22/2020	Approved - Closed
Small	Butteville Union Elementary	Butteville Elementary	Funding	50/70201-00-002 & 57/70201-00-002	Eligibility & Funding Responses	Financial Hardship Review - Documentation Request	6/15/2020	6/29/2020	6/19/2020	Approved - Closed
Large	Fremont Unified	Lila Bringhurst Elementary	Eligibility	50/61176-00-011	Eligibility & Funding Responses	Form SAB 50-01 Submittal	5/5/2020	6/30/2020	6/30/2020	Approved - Closed
Large	Santa Ana Unified	Valley High - Career and Technical Education (Culinary Arts)	Funding	55/66670-00-003	Audit Correspondence	SAB 50-10	4/6/2020	6/30/2020	Withdrawn	Withdrawn
Large	San Marcos Unified	La Mirada Academy K-8 (Formerly known as Alvin M. Dunn)	Funding	57-73791-00-006	Full-Day Kindergarten	FDKFGP - 15-Day Response	6/2/2020	6/30/2020	6/30/2020	Approved - Closed
Small	Central Union Elementary	Akers Elementary	Funding	57/63883-00-001	Expenditure Reports	Form SAB 50-06 - Annual Expenditure Report	5/17/2020	6/30/2020	6/9/2020	Approved - Closed
Large	Riverside County Office of Education	Jurupa Community	Funding	50/10330-98-016 & 50/10330-99-009	Audit Correspondence	Expenditure Closeout Review - Documentation Request	5/9/2020	6/30/2020	6/23/2020	Approved - Closed
Large	Milpitas Unified	Mabel Matos Elementary	Funding	50/73387-00-001	Eligibility & Funding Responses	Form SAB 50-04 - 15-Day Response	6/10/2020	7/2/2020	7/2/2020	Approved - Closed
Medium	Greenfield Union Elementary	Vista Verde Middle	Funding	58/66035-00-001	Eligibility & Funding Responses	Form SAB 50-04 - 15-Day Response	6/18/2020	7/2/2020	7/2/2020	Approved - Closed
Medium	Greenfield Union Elementary	Mary Chapa Academy Elementary	Funding	58/66035-00-002	Eligibility & Funding Responses	Form SAB 50-04 - 15-Day Response	6/18/2020	7/2/2020	7/16/2020	Approved - Closed

School District Extension Requests  
(as of May 1, 2021)

District Size	District Name	Project/Site Name	Type of Request	Project Number	Category of Request	Description of Deliverable	Original Due Date	Requested Extension Date	Receipt Date for Requested Documents	Status
Medium	Greenfield Union Elementary	Oak Avenue Elementary	Funding	58/66035-00-003	Eligibility & Funding Responses	Form SAB 50-04 - 15-Day Response	6/18/2020	7/2/2020	7/16/2020	Approved - Closed
Large	Corona-Norco Unified	Yorba Elementary	Funding	50/67033-00-034	Audit Correspondence	Closeout Appeal	6/3/2020	7/3/2020	6/30/2020	Approved - Closed
Large	Los Angeles Unified	San Fernando High	Funding	57/64733-73-005	Eligibility & Funding Responses	Form SAB 50-04 - 4-Day Response	6/17/2020	7/3/2020	7/2/2020	Approved - Closed
Large	Fresno Unified	Sunnyside High, Edison High, Fresno High	Funding	55/62166-00-013, -014, -015, -016, -017	Eligibility & Funding Responses	CTE - 15-Day Response	6/30/2020	7/3/2020	6/30/2020	Approved - Closed
Large	Natomas Unified	Natomas High CTE	Funding	55/75283-00-001	Eligibility & Funding Responses	CTE - 15-Day Response	7/3/2020	7/7/2020	7/9/2020	Approved - Closed
Large	Central Unified	Tilley Elementary	Funding	50/73965-00-019	Eligibility & Funding Responses	Form SAB 50-04 - 15-Day Response	6/5/2020	7/8/2020	8/15/2020	Approved - Closed
Small	John Swett Unified	Carquinez Middle Seismic Replacement	Funding	51/61697-00-001	Eligibility & Funding Responses	Form SAB 50-04 - 4-Day Response	6/30/2020	7/8/2020	7/8/2020	Approved - Closed
Medium	Greenfield Union Elementary	Arroyo Seco Academy Elementary	Funding	50/66035-00-002	Eligibility & Funding Responses	Form SAB 50-04 - 15-Day Response	6/17/2020	7/9/2020	7/9/2020	Approved - Closed
Small	Firebaugh-Las Deltas Unified	Arthur E. Mills Intermediate	Funding	50/73809-00-004	Expenditure Reports	Form SAB 50-06 - Annual Expenditure Report	6/12/2020	7/10/2020	7/8/2020	Approved - Closed
Small	Gerber Union Elementary	Gerber Elementary	Funding	57/71548-00-002	Eligibility & Funding Responses	Financial Hardship Review - Documentation Request	6/15/2020	7/10/2020	10/15/2020	Approved - Closed
Medium	Tahoe-Truckee Joint Unified	Sierra High and Truckee High CTE projects	Funding	59/66944-00-002, 55/66944-00-006, 55/66944-00-007, 55/66944-00-008	Eligibility & Funding Responses	CTE - 15-Day Response	6/18/2020	7/10/2020	8/4/2020	Approved - Closed
Small	Le Grand Union High	Le Grand High	Funding	55/65730-00-001	Eligibility & Funding Responses	CTE - 15-Day Response	6/29/2020	7/10/2020	7/10/2020	Approved - Closed
Small	Le Grand Union High	Le Grand High	Funding	59/65730-00-001	Eligibility & Funding Responses	CTE - 15-Day Response	6/29/2020	7/10/2020	7/10/2020	Approved - Closed
Small	Merced River Union Elementary	Washington Elementary	Funding	57/73276-00-001	Eligibility & Funding Responses	Form SAB 50-04 - 15-Day Response	6/26/2020	7/10/2020	Withdrawn	Withdrawn
Large	Twin Rivers Unified	Grant High	Funding	57/76505-00-054	Eligibility & Funding Responses	Form SAB 50-04 - 4-Day Response	7/6/2020	7/10/2020	7/10/2020	Approved - Closed
Large	Chico Unified	Pleasant Valley High	Funding	55/61424-00-008	Eligibility & Funding Responses	CTE - 15-Day Response	7/6/2020	7/10/2020	7/10/2020	Approved - Closed
Large	San Marcos Unified	La Mirada Academy K-8 (Formerly known as Alvin M. Dunn)	Funding	50/73791-00-016	Eligibility & Funding Responses	Form SAB 50-04 - 15-Day Response	6/29/2020	7/13/2020	7/10/2020	Approved - Closed
Medium	Fallbrook Union Elementary	Mary Fay Pendleton Elementary	Funding	57/68114-00-003 and 57/68114-00-004	Expenditure Reports	Form SAB 50-06 - Annual Expenditure Report	6/14/2020	7/13/2020	Withdrawn	Withdrawn
Large	Merced City	Ada Givens Elementary	Funding	50/65771-00-022	Eligibility & Funding Responses	Form SAB 50-04 - 4-Day Response	7/7/2020	7/13/2020	7/13/2020	Approved - Closed
Large	San Marcos Unified	La Mirada Academy K-8 (Formerly known as Alvin M. Dunn)	Funding	57/73791-00-006	Eligibility & Funding Responses	Form SAB 50-04 - 15-Day Response	6/30/2020	7/14/2020	7/10/2020	Approved - Closed
Large	Fremont Unified	American High	Funding	50/61176-00-012	Eligibility & Funding Responses	90-day SDWAG Update	6/4/2020	7/15/2020	7/14/2020	Approved - Closed
Medium	El Dorado Union High	Independence Continuation	Funding	57/61853-00-008	Expenditure Reports	Form SAB 50-06 - Annual Expenditure Report	6/13/2020	7/15/2020	8/24/2020	Approved - Closed
Medium	El Dorado Union High	El Dorado	Funding	57/61853-00-009	Expenditure Reports	Form SAB 50-06 - Annual Expenditure Report	6/13/2020	7/15/2020	8/24/2020	Approved - Closed
Large	Fremont Unified	Eligibility Update	Eligibility		Eligibility & Funding Responses	50-01 Submittal for 90-day Notice	6/30/2020	7/15/2020	7/15/2020	Approved - Closed
Large	Central Unified	Tilley Elementary	Funding	50/73965-00-019	Eligibility & Funding Responses	Form SAB 50-04 - 15-Day Response	7/8/2020	7/15/2020	7/15/2020	Approved - Closed
Large	Modesto City High	Modesto High CTEFP	Funding	55/71175-00-006	Eligibility & Funding Responses	CTE - 15-Day Response	7/9/2020	7/15/2020	8/4/2020	Approved - Closed
Large	Milpitas Unified	Mabel Mattos Elementary	Funding	50/73387-00-001	Eligibility & Funding Responses	Form SAB 50-04 - 15-Day Response	7/2/2020	7/16/2020	7/16/2020	Approved - Closed
Medium	Greenfield Union Elementary	Vista Verde MS; Mary Chapa Academy & Oak Avenue ES	Funding	58/66035-00-001; 002 & 003	Eligibility & Funding Responses	Form SAB 50-04 - 15-Day Response	7/2/2020	7/16/2020	7/16/2020	Approved - Closed
Medium	Washington Unified	West Fresno Elementary	Funding	57/76778-00-004	Eligibility & Funding Responses	Form SAB 50-04 - 15-Day Response	5/21/2020	7/17/2020	5/26/2020	Approved - Closed
Large	Corona-Norco Unified	Roosevelt High	Funding	55/67033-00-002	Audit Correspondence	Eligible Costs & Supporting Documentation and SAB 50-10	6/18/2020	7/17/2020	7/14/2020	Approved - Closed
Large	Corona-Norco Unified	Roosevelt High	Funding	55/67033-00-003	Audit Correspondence	Eligible Costs & Supporting Documentation and SAB 50-10	6/18/2020	7/17/2020	7/14/2020	Approved - Closed
Small	South Monterey County Joint Union High School	King City High	Funding	57/66068-00-001	Expenditure Reports	Form SAB 50-06 - Final Expenditure Report	5/29/2020	7/17/2020	7/16/2020	Approved - Closed
Large	William S. Hart Union High	Castaic High	Funding	55/65136-00-003	Eligibility & Funding Responses	CTE - 15-Day Response	7/3/2020	7/17/2020	7/9/2020	Approved - Closed
Large	Ventura Unified	Ventura High - CTEFP	Funding	59/72652-00-003	Eligibility & Funding Responses	CTE - 15-Day Response	7/15/2020	7/20/2020	7/15/2020	Approved - Closed
Large	Ventura Unified	Ventura High - CTEFP (Robotics)	Funding	59/72652-00-002	Eligibility & Funding Responses	CTE - 15-Day Response	7/15/2020	7/20/2020	7/15/2020	Approved - Closed
Large	Ventura Unified	Ventura High - CTEFP (Welding)	Funding	59/72652-00-001	Eligibility & Funding Responses	CTE - 15-Day Response	7/15/2020	7/20/2020	7/15/2020	Approved - Closed
Medium	Parlier Unified	Parlier High - Patient Care Facility	Funding	55/62364-00-01	Eligibility & Funding Responses	CTE - 15-Day Response	7/14/2020	7/21/2020	7/17/2020	Approved - Closed

School District Extension Requests  
(as of May 1, 2021)

District Size	District Name	Project/Site Name	Type of Request	Project Number	Category of Request	Description of Deliverable	Original Due Date	Requested Extension Date	Receipt Date for Requested Documents	Status
Small	Guadalupe Union Elementary	Buren Elementary	Funding	70/69203-00-001	Full-Day Kindergarten	Form SAB 70-02 and Grant Agreement	5/22/2020	7/22/2020	6/26/2020	Approved - Closed
Medium	Morgan Hill Unified	Ann Sobrato High CTE	Funding	55/69583-00-003	Eligibility & Funding Responses	CTE - 15-Day Response	7/15/2020	7/22/2020	8/13/2020	Approved - Closed
Small	Caruthers Unified	Caruthers High	Funding	59/75598-00-001	Eligibility & Funding Responses	CTE - 15-Day Response	7/9/2020	7/23/2020	7/27/2020	Approved - Closed
Large	San Juan Unified	Del Campo High	Funding	59/67447-00-005	Eligibility & Funding Responses	CTE - 15-Day Response	7/9/2020	7/23/2020	7/22/2020	Approved - Closed
Large	Torrance Unified	West High	Funding	55/65060-00-008	Eligibility & Funding Responses	CTE - 15-Day Response	7/3/2020	7/23/2020	7/22/2020	Approved - Closed
Large	Torrance Unified	North High	Funding	55/65060-00-007	Eligibility & Funding Responses	CTE - 15-Day Response	7/3/2020	7/23/2020	7/22/2020	Approved - Closed
Large	Los Angeles Unified	Lou Dantzer Preparatory Charter Middle	Funding	54/64733-00-064	Audit Correspondence	Expenditure Closeout Review - Documentation Request	7/10/2020	7/24/2020	8/10/2020	Approved - Closed
Small	Galt Joint Union High	Liberty Ranch High	Funding	58/67355-00-001	Eligibility & Funding Responses	Form SAB 50-04 - 4-Day Response	7/16/2020	7/24/2020	7/24/2020	Approved - Closed
Large	Moreno Valley Unified	Vista Del Lago High - Health Science CTE	Funding	55/67124-00-006	Eligibility & Funding Responses	CTE - 15-Day Response	7/16/2020	7/24/2020	7/24/2020	Approved - Closed
Large	Moreno Valley Unified	Vista Del Lago High / Public Services CTE	Funding	55/67124-00-005	Eligibility & Funding Responses	CTE - 15-Day Response	7/16/2020	7/24/2020	7/24/2020	Approved - Closed
Large	Fremont Unified	Mission San Jose High	Funding	50/61176-00-004	Expenditure Reports	Form SAB 50-06 - Annual Expenditure Report	7/10/2020	7/27/2020	8/18/2020	Approved - Closed
Medium	Santa Paula Unified	Santa Paula High - CTEFP Arts, Media, & Entertainment	Funding	59/76828-00-002	Eligibility & Funding Responses	CTE - 15-Day Response	7/21/2020	7/27/2020	7/23/2020	Approved - Closed
Large	Poway Unified	Poway High	Funding	55/68296-00-008	Eligibility & Funding Responses	CTE - 15-Day Response	7/3/2020	7/30/2020	7/29/2020	Approved - CLOSED
Large	Redondo Beach Unified	New Construction Eligibility	Eligibility		Eligibility & Funding Responses	Form SAB 50-02 - 15-Day Response	7/23/2020	7/30/2020	8/19/2020	Approved - Closed
Small	Brittan Elementary	Brittan Elementary	Funding	50/71357-00-002	Eligibility & Funding Responses	Form SAB 50-04 - 4-Day Response	5/13/2020	7/31/2020	7/30/2020	Approved - Closed
Small	Yuba River Charter School	Yuba River Charter	Eligibility	54/66332-00-002	Audit Correspondence	Audit Correspondence	2/21/2020	7/31/2020	7/31/2020	Approved - Closed
Small	Trinidad Union	Trinidad Union Elementary	Funding	57/63057-00-001	Expenditure Reports	Form SAB 50-06 - Final Expenditure Report	5/21/2020	7/31/2020	8/4/2020	Approved - Closed
Medium	Belmont-Redwood Shores	Redwood Shores	Funding	50/68866-00-002	Expenditure Reports	Form SAB 50-06 - Annual Expenditure Report	5/10/2020	7/31/2020	6/16/2020	Approved - Closed
Small	Monson-Sultana Joint Union Elementary	Financial Hardship Review	Eligibility		Eligibility & Funding Responses	Financial Hardship Review - Documentation Request	6/15/2020	7/31/2020	8/7/2020	Approved - Closed
Small	Del Norte County Unified	Crescent Elk Middle	Funding	58/61820-00-003	Expenditure Reports	Form SAB 50-06 - Annual Expenditure Report	6/14/2020	7/31/2020	7/31/2020	Approved - Closed
Small	West Park Elementary	West Park Elementary	Eligibility		Eligibility & Funding Responses	Financial Hardship Review - Documentation Request	6/15/2020	7/31/2020	Withdrawn	Withdrawn
Small	West Park Elementary	West Park Elementary	Eligibility		Eligibility & Funding Responses	SAB 50-01 30-Day Response	7/1/2020	7/31/2020	Withdrawn	Withdrawn
Medium	Sierra Sands Unified	Burroughs High	Funding	58/73742-00-005	Expenditure Reports	Form SAB 50-06 - Final Expenditure Report	6/26/2020	7/31/2020	7/16/2020	Approved - Closed
Large	Riverside County Office of Education	Jurupa Community	Funding	50/10330-98-016 & 50/10330-99-009	Audit Correspondence	Expenditure Closeout Review - Documentation Request	6/30/2020	7/31/2020	9/10/2020	Approved - Closed
Small	Guadalupe Union Elementary	New Middle	Funding	50/69203-00-001	Expenditure Reports	Form SAB 50-06 - Final Expenditure Report	5/9/2020	7/31/2020	7/28/2020	Approved - Closed
Medium	McFarland Unified	McFarland High	Funding	57/73908-00-005	Expenditure Reports	Form SAB 50-06 - Annual Expenditure Report	6/11/2020	7/31/2020	7/21/2020	Approved - Closed
Small	Pixley Union Elementary	Pixley Elementary	Funding	57/72041-00-001, 58/72041-00-001	Eligibility & Funding Responses	Financial Hardship Review - Documentation Request	6/15/2020	7/31/2020	7/29/2020	Approved - Closed
Large	San Diego Unified	Magnolia Science Academy	Funding	70/72041-00-001	Audit Correspondence	Audit Correspondence	7/10/2020	7/31/2020	11/7/2020	Approved - Closed
Large	San Bernardino City Unified	Pacific High	Funding	55/67876-00-005	Eligibility & Funding Responses	CTE - 15-Day Response	7/15/2020	7/31/2020	7/31/2020	Approved - Closed
Large	San Bernardino City Unified	San Gorgonio High	Funding	55/67876-00-004	Eligibility & Funding Responses	CTE - 15-Day Response	7/16/2020	7/31/2020	7/31/2020	Approved - Closed
Large	Los Angeles Unified	Camino Nuevo High	Funding	54/64733-00-058	Accounts Receivables	Accounts Receivable Payments	6/1/2020	7/31/2020	7/16/2020	Approved - Closed
Small	Yuba County Office of Education	Various	Funding	57/10587-00-001 to 006 and 50/10587-00-001 to 008	Expenditure Reports	Form SAB 50-06 - Annual Expenditure Report	7/10/2020	7/31/2020	7/31/2020	Approved - Closed
Medium	Tahoe-Truckee Joint Unified	Truckee High , Sierra Continuation High	Funding	55/66944-00-006, -007, -008 and -009	Eligibility & Funding Responses	CTE - 15-Day Response	7/10/2020	7/31/2020	8/4/2020	Approved - Closed
Large	San Diego County Unified	La Costa Canyon High and Torrey Pines High	Funding	59/68346-00-003	Eligibility & Funding Responses	CTE - 15-Day Response	7/20/2020	7/31/2020	7/31/2020	Approved - Closed
Small	John Swett Unified	John Swett High CTE	Eligibility		Eligibility & Funding Responses	CTE - 15-Day Response	6/30/2020	7/31/2020	8/13/2020	Approved - Closed
Large	Vacaville Unified	Jepson Middle	Funding	58/70573-00-001	Audit Correspondence	Substantial Progress Review - Documentation Request	7/18/2020	7/31/2020	7/29/2020	Approved - Closed
Medium	Lemoore Union Elementary	Meadow Lane Elementary	Funding	57/63974-00-003	Expenditure Reports	Form SAB 50-06 - Annual Expenditure Report	7/11/2020	7/31/2020		Approved - PENDING
Medium	Lemoore Union Elementary	Engvall Elementary	Funding	57/63974-00-004	Expenditure Reports	Form SAB 50-06 - Final Expenditure Report	7/11/2020	7/31/2020		Approved - PENDING
Medium	Fallbrook Union Elementary	Mary Fay Pendleton Elementary	Funding	51/68114-00-003 and 51/68114-00-004	Expenditure Reports	Form SAB 50-06 - Annual Expenditure Report	6/15/2020	8/3/2020	8/18/2020	Approved - Closed
Medium	Greenfield Union Elementary	Vista Verde Middle	Funding	58/66035-00-001	Eligibility & Funding Responses	Form SAB 50-04 - 4-Day Response	7/29/2020	8/3/2020	7/31/2020	Approved - Closed
Large	San Bernardino City Unified	Indian Springs High	Funding	59/67876-00-003	Eligibility & Funding Responses	CTE - 15-Day Response	7/21/2020	8/4/2020	8/4/2020	Approved - Closed

School District Extension Requests  
(as of May 1, 2021)

District Size	District Name	Project/Site Name	Type of Request	Project Number	Category of Request	Description of Deliverable	Original Due Date	Requested Extension Date	Receipt Date for Requested Documents	Status
Medium	Nevada Joint Union High	Nevada Union High	Funding	59/66357-00-003	Eligibility & Funding Responses	CTE - 15-Day Response	7/14/2020	8/4/2020	8/4/2020	Approved - Closed
Medium	Nevada Joint Union High	Nevada Union High	Funding	59/66357-00-002	Eligibility & Funding Responses	CTE - 15-Day Response	7/14/2020	8/4/2020	8/4/2020	Approved - Closed
Medium	Nevada Joint Union High	Silver Springs Continuation High	Funding	55/66357-00-001	Eligibility & Funding Responses	CTE - 15-Day Response	7/14/2020	8/4/2020	8/4/2020	Approved - Closed
Large	Sequoia Union High	Carlmont High	Funding	59/69062-00-002	Eligibility & Funding Responses	CTE - 15-Day Response	7/15/2020	8/5/2020	8/19/2020	Approved - Closed
Large	Pleasanton Unified	Foothill High	Eligibility		Eligibility & Funding Responses	CTE - 15-Day Response	7/30/2020	8/6/2020	8/13/2020	Approved - Closed
Medium	Mendota Unified	Mendota High	Funding	55/75127-00-002	Eligibility & Funding Responses	CTE - 15-Day Response	7/9/2020	8/7/2020	Withdrawn	Withdrawn
Small	South Monterey County Joint Union High School	King City High	Funding	57/66068-00-001	Expenditure Reports	Form SAB 50-06 - Final Expenditure Report	5/29/2020	8/7/2020	8/6/2020	Approved - Closed
Large	Sequoia Union High	Redwood High	Funding	50/69062-01-014	Eligibility & Funding Responses	Form SAB 50-04 - 15-Day Response	3/26/2020	8/7/2020	Withdrawn	Withdrawn
Large	Twin Rivers Unified	Foothill High	Funding	57/76505-00-045	Eligibility & Funding Responses	Form SAB 50-04 - 4-Day Response	7/27/2020	8/7/2020	8/7/2020	Approved - Closed
Small	Monson-Sultana Joint Union Elementary	Monson-Sultana Elementary	Eligibility		Eligibility & Funding Responses	Financial Hardship Review - Documentation Request	7/31/2020	8/7/2020	8/7/2020	Approved - Closed
Large	San Dieguito Union High	La Costa Canyon High & Torrey Pines High	Funding	59/68346-00-002 & 59/68346-00-003	Eligibility & Funding Responses	CTE - 15-Day Response	7/20/2020	8/7/2020	Withdrawn	Withdrawn
Medium	Tahoe-Truckee Joint Unified	Truckee High	Funding	55/66944-00-006, -007, -008	Eligibility & Funding Responses	CTE - 15-Day Response	7/31/2020	8/7/2020	Withdrawn	Withdrawn
Large	San Dieguito Union High	La Costa Canyon High and Torrey Pines High	Funding	59/68346-00-002 and 59/68346-00-003	Eligibility & Funding Responses	CTE - 15-Day Response	8/7/2020	8/7/2020	Withdrawn	Withdrawn
Large	Sanger Unified	Sanger High	Funding	55/62414-00-001	Expenditure Reports	Form SAB 50-06 - Annual Expenditure Report	7/10/2020	8/10/2020	8/10/2020	Approved - Closed
Small	South Monterey County Joint Union High School	King City High	Funding	55/66068-00-002	Eligibility & Funding Responses	CTE - 15-Day Response	7/27/2020	8/11/2020	8/26/2020	Approved - Closed
Medium	Acalanes Union High	Las Lomas High	Funding	55/61630-00-001	Eligibility & Funding Responses	CTE - 15-Day Response	6/18/2020	8/12/2020	8/11/2020	Approved - Closed
Small	Shoreline Unified	Tomales High	Eligibility		Eligibility & Funding Responses	CTE - 15-Day Response	8/5/2020	8/13/2020	8/21/2020	Approved - Closed
Small	South Monterey County Joint Union High School	King City High	Funding	55/66068-00-002	Eligibility & Funding Responses	CTE - 15-Day Response	8/11/2020	8/13/2020	8/26/2020	Approved - Closed
Large	Los Angeles Unified	South Region High #8	Funding	56/64733-00-016	Audit Correspondence	Expenditure Closeout Review - Documentation Request	7/31/2020	8/14/2020	8/14/2020	Approved - Closed
Large	Santa Ana Unified	Century High CTE	Funding	59/66670-00-009	Eligibility & Funding Responses	CTE - 4-Day Response	8/4/2020	8/14/2020	8/14/2020	Approved - Closed
Large	Manteca Unified	East Union High CTE Project	Funding	55/68593-03-001	Eligibility & Funding Responses	CTE - 15-Day Response	7/31/2020	8/14/2020	8/14/2020	Approved - Closed
Small	Firebaugh-Las Deltas Unified	Firebaugh High	Funding	59/73809-00-004	Eligibility & Funding Responses	CTE - 15-Day Response	8/5/2020	8/14/2020	8/14/2020	Approved - Closed
Small	South Monterey County Joint Union High School	King City High	Funding	57/66068-00-001	Expenditure Reports	Form SAB 50-06 - Final Expenditure Report	5/29/2020	8/14/2020	8/14/2020	Approved - Closed
Medium	Wiseburn Unified	Da Vinci Science	Funding	55/76869-00-005	Eligibility & Funding Responses	CTE - 15-Day Response	8/11/2020	8/14/2020	8/17/2020	Approved - Closed
Medium	Wiseburn Unified	Da Vinci Communications	Funding	55/76869-00-006	Eligibility & Funding Responses	CTE - 15-Day Response	8/11/2020	8/14/2020	8/17/2020	Approved - Closed
Medium	Wiseburn Unified	Da Vinci Communications	Funding	55/76869-00-007	Eligibility & Funding Responses	CTE - 15-Day Response	8/11/2020	8/14/2020	8/17/2020	Approved - Closed
Medium	Wiseburn Unified	Da Vinci Science	Funding	55/76869-00-008	Eligibility & Funding Responses	CTE - 15-Day Response	8/10/2020	8/14/2020	8/17/2020	Approved - Closed
Large	Placencia-Yorba Linda Unified	Valencia High	Funding	57/66647-00-036	Expenditure Reports	Form SAB 50-06 - Final Expenditure Report	5/17/2020	8/17/2020	8/12/2020	Approved - Closed
Large	Fremont Unified	Mission San Jose High	Funding	50/61176-00-004	Expenditure Reports	Form SAB 50-06 - Annual Expenditure Report	7/27/2020	8/17/2020	8/18/2020	Approved - Closed
Medium	Wiseburn Unified	Da Vinci Science	Funding	55/76869-00-005	Eligibility & Funding Responses	CTE - 15-Day Response	8/14/2020	8/17/2020	8/17/2020	Approved - Closed
Medium	Wiseburn Unified	Da Vinci Communications	Funding	55/76869-00-006	Eligibility & Funding Responses	CTE - 15-Day Response	8/14/2020	8/17/2020	8/17/2020	Approved - Closed
Medium	Wiseburn Unified	Da Vinci Communications	Funding	55/76869-00-007	Eligibility & Funding Responses	CTE - 15-Day Response	8/14/2020	8/17/2020	8/17/2020	Approved - Closed
Medium	Wiseburn Unified	Da Vinci Science	Funding	55/76869-00-008	Eligibility & Funding Responses	CTE - 15-Day Response	8/14/2020	8/17/2020	8/17/2020	Approved - Closed
Large	Los Angeles Unified	Bright (Birdielee V) Elementary	Funding	61/64733-00-4012	Accounts Receivables	Accounts Receivable Payments	7/28/2020	8/18/2020	8/4/2020	Approved - Closed
Large	Sequoia Union High	Carlmont High	Funding	59/69062-00-002	Eligibility & Funding Responses	CTE - 15-Day Response	7/15/2020	8/18/2020	8/19/2020	Approved - Closed
Large	Los Angeles Unified	Sherman Oaks Center for Enriched Studies (SOCES)	Funding	55/64733-00-031	Eligibility & Funding Responses	CTE - 15-Day Response	8/11/2020	8/18/2020	8/17/2020	Approved - Closed
Large	Los Angeles Unified	Sherman Oaks Center for Enriched Studies (SOCES)	Funding	55/64733-00-032	Eligibility & Funding Responses	CTE - 15-Day Response	8/11/2020	8/18/2020	8/17/2020	Approved - Closed
Large	Sequoia Union High	Carlmont High	Funding	59/69062-00-002	Eligibility & Funding Responses	CTE - 15-Day Response	8/18/2020	8/20/2020	8/19/2020	Approved - Closed
Medium	Lamont Elementary	Lamont Elementary	Funding	70/63560-00-001	Full-Day Kindergarten	FDKFGP May 22nd Deadline for documents	5/22/2020	8/21/2020	8/21/2020	Approved - Closed



School District Extension Requests  
(as of May 1, 2021)

District Size	District Name	Project/Site Name	Type of Request	Project Number	Category of Request	Description of Deliverable	Original Due Date	Requested Extension Date	Receipt Date for Requested Documents	Status
Large	Lodi Unified	Bear Creek High CTE	Funding	55/68585-00-003	Eligibility & Funding Responses	CTE - 15-Day Response	7/15/2020	8/21/2020	8/17/2020	Approved - Closed
Large	Pleasanton Unified	Foothill High	Funding	55/75101-00-008	Eligibility & Funding Responses	CTE - 15-Day Response	8/6/2020	8/21/2020	Withdrawn	Withdrawn
Large	Long Beach Unified	Richard Browning High	Funding	55/64725-05-003	Eligibility & Funding Responses	CTE - 15-Day Response	8/14/2020	8/21/2020	8/21/2020	Approved - Closed
Large	Pleasanton Unified	Foothill High	Funding	55/75101-00-008	Eligibility & Funding Responses	CTE - 4-Day Response	8/21/2020	8/25/2020	8/21/2020	Approved - Closed
Large	Moreno Valley Unified	March Mountain High	Funding	59/67124-00-001 57/61853-00-008 and 57/61853-00-009	Eligibility & Funding Responses	CTE - 4-Day Response	8/21/2020	8/26/2020	Denied	Denied
Medium	El Dorado Union High South Monterey County Joint Union High School	Independence High and El Dorado High	Funding		Expenditure Reports	Form SAB 50-06 - Annual Expenditure Report	4/20/2020	8/28/2020	8/24/2020	Approved - Closed
Small	King City High	King City High	Funding	55/66068-00-002	Eligibility & Funding Responses	CTE - 15-Day Response	8/11/2020	8/28/2020	8/26/2020	Approved - Closed
Medium	Mendota Unified	McCabe Elementary	Funding	57/75127-00-006	Expenditure Reports	Form SAB 50-06 - Annual Expenditure Report	5/10/2020	8/31/2020	8/26/2020	Approved - Closed
Medium	Mendota Unified	Washington Elementary	Funding	57/75127-00-005	Expenditure Reports	Form SAB 50-06 - Annual Expenditure Report	5/10/2020	8/31/2020	8/26/2020	Approved - Closed
Small	Del Norte County Unified	Joe Hamilton Elementary	Funding	58/61820-00-001	Expenditure Reports	Form SAB 50-06 - Annual Expenditure Report	7/10/2020	8/31/2020	8/26/2020	Approved - Closed
Medium	Mendota Unified	"New" Elementary	Funding	50/75127-00-004	Audit Correspondence	Substantial Progress Review - Documentation Request	7/1/2020	8/31/2020	9/2/2020	Approved - Closed
Medium	Kings Canyon Joint Unified	Dunlap Elementary	Funding	57/62265-00-024	Expenditure Reports	Form SAB 50-06 - Final Expenditure Report	6/10/2020	8/31/2020	9/29/2020	Approved - Closed
Medium	Kings Canyon Joint Unified	Orange Cove High	Funding	50/62265-00-009	Expenditure Reports	Form SAB 50-06 - Final Expenditure Report	6/14/2020	8/31/2020	9/29/2020	Approved - Closed
Medium	Kings Canyon Joint Unified	Alta Elementary	Funding	50/62265-00-010	Expenditure Reports	Form SAB 50-06 - Final Expenditure Report	6/14/2020	8/31/2020	9/29/2020	Approved - Closed
Large	Riverside Unified	Ramona High	Funding	58/62715-00-001	Expenditure Reports	Form SAB 50-06 - Annual Expenditure Report	6/2/2020	8/31/2020	10/12/2020	Approved - Closed
Medium	Kings Canyon Joint Unified	Orange Cove High	Funding	50/62265-00-008	Expenditure Reports	Form SAB 50-06 - Annual Expenditure Report	7/10/2020	8/31/2020	9/29/2020	Approved - Closed
Large	Sequoia Union High Northern Humboldt Union High	Redwood High	Funding	50/69062-01-014	Eligibility & Funding Responses	Form SAB 50-04 - 15-Day Response	3/26/2020	8/31/2020	Withdrawn	Withdrawn
Small	Arcata High - Fine Arts Building	Arcata High - Fine Arts Building	Funding	59/62687-00-008	Eligibility & Funding Responses	CTE - 15-Day Response	7/14/2020	8/31/2020	8/18/2020	Approved - Closed
Small	Arcata High - Garden	Arcata High - Garden	Funding	59/62687-00-007	Eligibility & Funding Responses	CTE - 15-Day Response	7/14/2020	8/31/2020	8/18/2020	Approved - Closed
Large	Los Angeles Unified	Boyle Heights STEM Academy	Funding	55/64733-00-030	Eligibility & Funding Responses	CTE - 15-Day Response	8/24/2020	8/31/2020	8/28/2020	Approved - Closed
Medium	Snowline Joint Unified	New K-12	Funding	50/73957-00-016	Eligibility & Funding Responses	Financial Hardship Review - Documentation Request	6/15/2020	9/1/2020	10/15/2020	Approved - Closed
Medium	Snowline Joint Unified	New K-12	Funding	50/73957-00-017	Eligibility & Funding Responses	Financial Hardship Review - Documentation Request	6/15/2020	9/1/2020	10/15/2020	Approved - Closed
Medium	Snowline Joint Unified	New K-12	Funding	50/73957-00-018	Eligibility & Funding Responses	Financial Hardship Review - Documentation Request	6/15/2020	9/1/2020	10/15/2020	Approved - Closed
Large	Poway Unified	Stone Ranch Elementary	Funding	50/68296-00-021	Expenditure Reports	Form SAB 50-06 - Annual Expenditure Report	6/5/2020	9/1/2020	6/2/2020	Approved - Closed
Large	Central Unified	Hahn Phan Tilley	Funding	50/79365-00-019	Eligibility & Funding Responses	Form SAB 50-04 - 4-Day Response	8/14/2020	9/1/2020	9/22/2020	Approved - Closed
Medium	Santa Maria Joint Union High	CTE Center/Ag Farm	Funding	55/69310-00-005, 006, 007	Eligibility & Funding Responses	CTE - 4-Day Response	8/25/2020	9/1/2020	Withdrawn	Withdrawn
Large	Los Angeles Unified	Central Los Angeles Middle #1	Funding	50/64733-00-055	Audit Correspondence	Expenditure Closeout Review - Documentation Request	8/21/2020	9/4/2020	9/1/2020	Approved - Closed
Small	Tehama County Department of Education	New Construction Eligibility	Eligibility		Eligibility & Funding Responses	Form SAB 50-01 - 15-Day Response	8/20/2020	9/4/2020	9/4/2020	Approved - Closed
Large	Kern High	Independence High	Funding	55/63529-00-005	Audit Correspondence	Substantial Progress Review - Documentation Request	6/7/2020	9/7/2020	9/5/2020	Approved - Closed
Large	Santa Ana Unified	Pacific Technology	Funding	54/66670-00-003	Expenditure Reports	Form SAB 50-06 - Final Expenditure Report	8/21/2020	9/7/2020	11/13/2020	Approved - Closed
Large	Los Angeles Unified	Canoga Park Senior High	Funding	59/64733-00-020	Audit Correspondence	Audit Correspondence	8/26/2020	9/9/2020	8/28/2020	Approved - Closed
Small	Liberty Elementary	Liberty Elementary	Funding	50/71985-00-002	Expenditure Reports	Form SAB 50-06 - Annual Expenditure Report	7/11/2020	9/11/2020	10/30/2020	Approved - Closed
Small	South Monterey County Joint Union High School	King City High	Funding	57/66068-00-001	Audit Correspondence	Audit Correspondence	5/29/2020	9/11/2020	10/23/2020	Approved - Closed
Medium	Los Angeles County Office of Education	Paramount Elementary	Funding	50/10199-00-013	Audit Correspondence	SOPFE	8/31/2020	9/11/2020	9/8/2020	Approved - Closed
Medium	Sierra Sands Unified	Burroughs High	Funding	58/73742-00-005	Expenditure Reports	Form SAB 50-06 - Final Expenditure Report	6/26/2020	9/14/2020	9/11/2020	Approved - Closed
Medium	Hollister Elementary	Santana Ranch	Funding	50/67470-00-003	Eligibility & Funding Responses	Form SAB 50-04 - 4-Day Response	9/10/2020	9/14/2020	9/11/2020	Approved - Closed
Large	Oakland Unified	Met West High	Funding	50/61259-00-001	Audit Correspondence	Audit Correspondence	9/3/2020	9/17/2020	9/23/2020	Approved - Closed
Large	Lancaster Elementary	Linda Verde Elementary	Eligibility		Eligibility & Funding Responses	Form SAB 50-01 - 15-Day Response	5/27/2020	9/18/2020	Withdrawn	Withdrawn
Large	Fremont Unified	Lila Bringham Elementary	Funding	50/61176-00-011	Eligibility & Funding Responses	Form SAB 50-04 - 4-Day Response	9/18/2020	9/24/2020	9/1/2020	Approved - Closed
Large	Santa Ana Unified	Magnolia Science Academy - Santa Ana (formerly known as, Pacific Technology)	Funding	54/66670-00-003	Expenditure Reports	Form SAB 50-06 - Final Expenditure Report	8/21/2020	9/25/2020	10/5/2020	Approved - Closed
Large	Los Angeles Unified	South Region Elementary #10	Funding	53/64733-00-555	Audit Correspondence	Expenditure Closeout Review - Documentation Request	9/17/2020	9/25/2020	9/29/2020	Approved - Closed
Large	Milpitas Unified	Mabel Mattos Elementary	Funding	50/73387-00-001	Eligibility & Funding Responses	Form SAB 50-04 - 4-Day Response	9/22/2020	9/25/2020	9/24/2020	Approved - Closed
Medium	Alisal Union	New Elementary #12	Funding	50/65961-00-006	Audit Correspondence	Summary of Project Financing and Expenditures response	8/7/2020	9/30/2020	5/15/2020	Approved - Closed
Medium	Alisal Union	New Elementary #14 (Matsui)	Funding	50/65961-00-007	Audit Correspondence	Summary of Project Financing and Expenditures response	8/7/2020	9/30/2020	5/15/2020	Approved - Closed
Small	Sausalito Marin City	Bayside Martin Luther King Jr Academy	Funding	58/65474-00-001	Expenditure Reports	Audit Correspondence	8/13/2020	9/30/2020	10/1/2020	Approved - Closed

School District Extension Requests  
(as of May 1, 2021)

District Size	District Name	Project/Site Name	Type of Request	Project Number	Category of Request	Description of Deliverable	Original Due Date	Requested Extension Date	Receipt Date for Requested Documents	Status
Large	Anaheim Union High	CTE Funding - Katella HS Culinary Arts	Funding	59/66431-02-001	Eligibility & Funding Responses	CTE - 15-Day Response	7/31/2020	9/30/2020	Denied	Denied
Large	Los Angeles Unified	Alliance Morgan McKinzie High	Funding	54/64733-00-047	Audit Correspondence	Audit Correspondence	7/1/2020	9/30/2020	1/25/2021	Approved - Closed
Large	Riverside County Office of Education	Jurupa Community	Funding	50/10330-98-016; 50/10330-99-009	Audit Correspondence	Audit Correspondence	9/17/2020	9/30/2020	9/28/2020	Approved - Closed
Small	St. Helena Unified	St. Helena High	Funding	58/66290-00-001	Eligibility & Funding Responses	Form SAB 50-04 - 15-Day Response	10/5/2020	10/12/2020	10/12/2020	Approved - Closed
Medium	Kings Canyon Joint Unified	Dunlap Elementary	Funding	57/62265-00-024	Expenditure Reports	Form SAB 50-06 - Final Expenditure Report	6/10/2020	10/16/2020	9/29/2020	Approved - Closed
Medium	Kings Canyon Joint Unified	Alta Elementary	Funding	50/62265-00-010	Expenditure Reports	Form SAB 50-06 - Final Expenditure Report	6/14/2020	10/16/2020	9/29/2020	Approved - Closed
Medium	Kings Canyon Joint Unified	Orange Cove High	Funding	50/62265-00-009	Expenditure Reports	Form SAB 50-06 - Annual Expenditure Report	6/14/2020	10/16/2020	9/29/2020	Approved - Closed
Medium	Kings Canyon Joint Unified	Orange Cove High	Funding	50/62265-00-008	Expenditure Reports	Form SAB 50-06 - Annual Expenditure Report	7/10/2020	10/16/2020	9/29/2020	Approved - Closed
Small	Muroc Joint Unified	Irving L. Branch Elementary	Funding	51/63685-00-002	Audit Correspondence	Substantial Progress Review - Documentation Request	7/15/2020	10/16/2020	9/15/2020	Approved - Closed
Small	Muroc Joint Unified	Bailey Elementary	Funding	51/63685-00-003	Audit Correspondence	Substantial Progress Review - Documentation Request	7/15/2020	10/16/2020	9/15/2020	Approved - Closed
Small	Muroc Joint Unified	Bailey Elementary	Funding	57/63685-00-009	Audit Correspondence	Substantial Progress Review - Documentation Request	7/15/2020	10/16/2020	9/15/2020	Approved - Closed
Medium	Western Placer Unified	New High #2/Twelve Bridges High CTE	Funding	55/66951-00-001	Expenditure Reports	Form SAB 50-06 - Annual Expenditure Report	9/25/2020	10/16/2020	10/14/2020	Approved - Closed
Large	Napa Valley Unified	Napa Junction Elementary	Funding	51/66266-00-002	Eligibility & Funding Responses	Form SAB 50-04 - 15-Day Response	10/5/2020	10/19/2020	10/19/2020	Approved - Closed
Small	Gustine Unified	Gustine Elementary and Gustine Middle	Funding	58/73619-00-001 and 58/73619-00-002	Eligibility & Funding Responses	Form SAB 50-04 - 15-Day Response	10/9/2020	10/19/2020	10/19/2020	Approved - Closed
Small	South Monterey County Joint Union High School	King City High	Funding	59/66068-00-002	Fund Release	Form SAB 50-05 Submittal	9/25/2020	10/23/2020	8/26/2020	Approved - Closed
Large	Santa Ana Unified	Pacific Technology	Funding	54/66670-00-003	Expenditure Reports	Form SAB 50-06 - Final Expenditure Report	9/25/2020	10/23/2020	10/27/2020	Approved - Closed
Large	Oxnard Union High	Oxnard High - Mechatronics Lab	Funding	59/72546-00-008	Eligibility & Funding Responses	CTE Funding Request	9/25/2020	10/25/2020	10/24/2020	Approved - Closed
Large	Los Angeles Unified	Marvin Elementary	Funding	57/64733-00-608	Eligibility & Funding Responses	Form SAB 50-04 - 15-Day Response	10/21/2020	10/28/2020	10/28/2020	Approved - Closed
Large	San Ramon Valley Unified	Monte Vista High	Funding	50/61804-02-007	Audit Correspondence	Substantial Progress Review - Documentation Request	10/23/2020	10/28/2020	10/28/2020	Approved - Closed
Large	San Ramon Valley Unified	Dougherty Valley High	Funding	50/61804-02-009	Substantial Progress	Substantial Progress Checklist	10/23/2020	10/28/2020	10/28/2020	Approved - Closed
Large	San Ramon Valley Unified	Gale Ranch Middle	Funding	50/61804-02-008	Substantial Progress	Substantial Progress Checklist	10/23/2020	10/28/2020	10/28/2020	Approved - Closed
Large	Los Angeles Unified	Miller Elementary	Funding	57/64733-00-607	Eligibility & Funding Responses	Form SAB 50-04 - 4-Day Response	10/22/2020	10/29/2020	10/23/2020	Approved - Closed
Large	Los Angeles Unified	Perez (Alfonso B.) Special Ed Center	Funding	57/64733-00-606	Eligibility & Funding Responses	Form SAB 50-04 - 4-Day Response	10/22/2020	10/29/2020	10/29/2020	Approved - Closed
Small	Old Adobe Union	Old Adobe Elementary	Funding	54/70847-00-005	Audit Correspondence	Substantial Progress Review - Documentation Request	9/30/2020	10/30/2020	10/28/2020	Approved - Closed
Medium	Alisal Union	New Elementary #12 & New Elementary #14	Funding	50/65961-00-006 & - 007	Audit Correspondence	SOPFE response	8/7/2020	10/30/2020	Withdrawn	Withdrawn
Large	Chaffey Joint Union High	Chaffey High	Funding	57/67652-00-006	Eligibility & Funding Responses	Form SAB 50-04 - 15-Day Response	10/1/2020	10/30/2020	10/6/2020	Approved - Closed
Large	Riverside County Office of Education	Jurupa Community	Funding	50/10330-98-016 & 50/10330-99-009	Audit Correspondence	Expenditure Closeout Review - Documentation Request	9/30/2020	10/31/2020	11/9/2020	Approved - Closed
Small	Glenn County Office of Education	William Finch Charter	Funding	55/10116-00-001	Eligibility & Funding Responses	CTE - 15-Day Response	7/16/2020	11/2/2020	Denied	Denied
Medium	Patterson Joint Unified	Patterson High	Funding	50/71217-00-009	Audit Correspondence	Substantial Progress Review - Documentation Request	10/23/2020	11/6/2020	11/20/2020	Approved - Closed
Large	Santa Ana Unified	Pacific Technology	Funding	54/66670-00-003	Expenditure Reports	Form SAB 50-06 - Final Expenditure Report	10/23/2020	11/6/2020	11/5/2020	Approved - Closed
Small	South Monterey County Joint Union High School	King City High	Funding	59/66068-00-002	Eligibility & Funding Responses	CDE/DSA Approvals Submittal	10/23/2020	11/9/2020	8/26/2020	Approved - Closed
Small	Palo Verde Union Elementary	Palo Verde Elementary	Funding	50/72033-00-002	Eligibility & Funding Responses	Review of Appeal Request	9/21/2020	11/18/2020	Withdrawn	Withdrawn
Large	Corona-Norco Unified	High School Attendance Area Establishment	Eligibility		Eligibility & Funding Responses	SAB Form 50-1, 50-02, 50-03 to establish High School Attendance Areas for CNUSD	10/23/2020	11/20/2020	Withdrawn	Withdrawn
Small	Gerber Union Elementary	Gerber Elementary	Eligibility		Eligibility & Funding Responses	Financial Hardship Review - Documentation Request	10/17/2020	11/20/2020	11/18/2020	Approved - Closed
Medium	Southern Kern Unified	Hamilton/Rosamond Elementary	Eligibility		Eligibility & Funding Responses	Financial Hardship Review - Documentation Request	10/17/2020	11/20/2020	11/19/2020	Approved - Closed
Medium	Center Joint Unified	Oak Hill Elementary	Funding	70/73973-00-005	Full-Day Kindergarten	FDKFGP October 23 Deadline	10/23/2020	11/20/2020	Withdrawn	Withdrawn
Medium	Patterson Joint Unified	Patterson High	Funding	50/71217-00-009	Audit Correspondence	Substantial Progress Review - Documentation Request	11/6/2020	11/20/2020	11/20/2020	Approved - Closed
Small	South Fork Union	South Fork Elementary	Funding	63784-003	Fund Release	Fund Release Authorization (Form SAB 70-02)	10/23/2020	11/23/2020	Withdrawn	Withdrawn
Medium	Romoland Elementary	Romoland Elementary	Funding	57/67231-00-002	Eligibility & Funding Responses	Form SAB 50-04 - 15-Day Response	11/13/2020	11/23/2020	11/23/2020	Approved - Closed
Medium	Lindsay Unified	Lincoln Elementary	Funding	70/71993-00-006	Full-Day Kindergarten	FDKFGP Submittal Deadline	10/23/2020	11/30/2020	10/28/2020	Approved - Closed
Small	Guadalupe Union Elementary	New Middle	Funding	50/69203-00-001	Eligibility & Funding Responses	Financial Hardship Review - Documentation Request	10/17/2020	11/30/2020	11/17/2020	Approved - Closed
Small	Liberty Elementary	Liberty Elementary District	Funding	50/71985-00-002	Expenditure Reports	Form SAB 50-06 - Final Expenditure Report	10/23/2020	11/30/2020	12/1/2020	Approved - Closed
Large	Riverside County Office of Education	Jurupa Community	Funding	50/10330-98-016 & 50/10330-99-009	Audit Correspondence	Audit Correspondence	10/30/2020	11/30/2020	12/1/2020	Approved - Closed
Large	Rocklin Unified	Maria Montessori Charter Academy	Funding	54/75085-00-001	Expenditure Reports	Form SAB 50-06 - Annual Expenditure Report	6/4/2010	12/1/2020		Approved - PENDING

School District Extension Requests  
(as of May 1, 2021)

District Size	District Name	Project/Site Name	Type of Request	Project Number	Category of Request	Description of Deliverable	Original Due Date	Requested Extension Date	Receipt Date for Requested Documents	Status
Large	Visalia Unified	Mineral King Elementary	Funding	57/72256-00-022	Eligibility & Funding Responses	Form SAB 50-03 - 15-Day Response	10/28/2020	12/3/2020	12/4/2020	Approved - Closed
Small	Milville Elementary	Milville Elementary	Funding	57/70052-00-003	Eligibility & Funding Responses	Form SAB 50-04 - 15-Day Response	11/23/2020	12/7/2020	12/7/2020	Approved - Closed
Small	Milville Elementary	Milville Elementary	Funding	50/70052-00-002	Eligibility & Funding Responses	Form SAB 50-04 - 15-Day Response	11/20/2020	12/7/2020	12/7/2020	Approved - Closed
Medium	Tahoe-Truckee Joint Unified	North Tahoe High CTE	Funding	55/66944-00-003	Expenditure Reports	Form SAB 50-06 - Annual Expenditure Report	11/24/2020	12/11/2020		Approved - PENDING
Medium	Hollister Elementary	Sunnyslope	Funding	50/67470-00-004	Eligibility & Funding Responses	Form SAB 50-04 - 15-Day Response	11/17/2020	12/11/2020	Denied	Denied
Small	Plumas Unified	Quincy Elementary	Funding	58/66969-00-003	Eligibility & Funding Responses	Form SAB 50-04 - 4-Day Response	12/7/2020	12/14/2020	12/14/2020	Approved - Closed
Large	Sanger Unified	Sanger High	Funding	50/62414-00-015	Expenditure Reports	Form SAB 50-06 - Annual Expenditure Report	10/25/2020	12/15/2020		Approved - PENDING
Large	Sanger Unified	Lincoln Elementary	Funding	57/62414-00-014	Expenditure Reports	Form SAB 50-06 - Annual Expenditure Report	10/25/2020	12/15/2020	12/10/2020	Approved - Closed
Medium	Wasco Union Elementary	Teresa Burke Elementary	Funding	50/63842-00-004	Eligibility & Funding Responses	Form SAB 50-04 - 15-Day Response	11/21/2020	12/16/2020	12/16/2020	Approved - Closed
Small	Plaza Elementary	Plaza Elementary	Eligibility	50/62638-00-002	Expenditure Reports	Form SAB 50-06 - Annual Expenditure Report	10/16/2020	12/18/2020	12/18/2020	Approved - Closed
Small	Plaza Elementary	Plaza Elementary	Eligibility	57/62638-00-001	Expenditure Reports	Form SAB 50-06 - Annual Expenditure Report	11/18/2020	12/18/2020	12/18/2020	Approved - Closed
Large	Los Angeles Unified	Central Region Elementary #15	Funding	50/64733-00-143 and 53/64733-00-085	Audit Correspondence	Audit Correspondence	12/8/2020	12/22/2020	12/21/2020	Approved - Closed
Large	Los Angeles Unified	El Sereno Middle	Funding	57/64733-34-016	Eligibility & Funding Responses	Resolution of building removals for two ORG applications	12/8/2020	12/24/2020	12/18/2020	Approved - Closed
Large	Chico Unified	Chico High	Funding	59/61424-00-008	Eligibility & Funding Responses	Submittal of DSA and CDE Approvals for CTEFP Application	9/25/2020	12/25/2020	9/16/2020	Approved - Closed
Large	San Diego Unified	Magnolia Science Academy	Funding	54/68338-02-002	Audit Correspondence	Audit Correspondence	11/16/2020	12/28/2020	1/16/2021	Approved - Closed
Large	Twin Rivers Unified	Westside Elementary	Funding		Eligibility & Funding Responses	Form SAB 50-04 - 15-Day Response	12/22/2020	12/30/2020	12/30/2020	Approved - Closed
Small	Golden Plains Unified	Tranquillity High	Funding	59/75234-00-002	Eligibility & Funding Responses	DSA/CDE Approvals for CTE ROF Project	9/24/2020	12/31/2020	10/23/2020	Approved - Closed
Large	Clovis Unified	Clovis East High CTE	Funding	55/62117-00-014	Eligibility & Funding Responses	RESERVATION OF FUNDS	9/25/2020	12/31/2020	12/15/2020	Approved - Closed
Medium	Greenfield Union	Planz Elementary	Funding	70/63503-00-001	Full-Day Kindergarten	SAB 70-02 and contracts	10/23/2020	12/31/2020	12/18/2020	Approved - Closed
Medium	Sierra Sands Unified	Burroughs High	Funding	58/73742-00-005	Expenditure Reports	Form SAB 50-06 - Final Expenditure Report	9/14/2020	12/31/2020	12/30/2020	Approved - Closed
Large	Anaheim Union High	Oxford Academy CTE	Funding	59/66431-05-001	Expenditure Reports	Form SAB 50-06 - Annual Expenditure Report	5/31/2020	12/31/2020	12/18/2020	Approved - Closed
Small	Santa Ynez Valley Union High	Santa Ynez Valley High	Funding	57/69328-00-001	Eligibility & Funding Responses	Form SAB 50-04 - 4-Day Response	12/15/2020	12/31/2020	12/30/2020	Approved - Closed
Medium	Hollister Elementary	Sunnyslope	Funding	50/67470-00-004	Eligibility & Funding Responses	Form SAB 50-04 - 4-Day Response	12/21/2020	12/31/2020	12/21/2020	Approved - Closed
Large	Menifee Union Elementary	Taawila Elementary	Funding	50/67116-00-015	Eligibility & Funding Responses	Form SAB 50-04 - 15-Day Response	12/16/2020	1/4/2021	1/4/2021	Approved - Closed
Large	San Ramon Valley Unified	Stone Valley	Funding	57/61804-00-032 and 54/75499-00-003 and 54/75499-00-004	Eligibility & Funding Responses	Form SAB 50-04 - 15-Day Response	12/30/2020	1/5/2021	1/5/2021	Approved - Closed
Large	Tracy Joint Unified	Millennium Charter	Funding		Expenditure Reports	Form SAB 50-06 - Annual Expenditure Report	12/24/2020	1/7/2021	1/7/2021	Approved - Closed
Large	Clovis Unified	Buchanan High CTE	Funding	55/62117-00-013	Eligibility & Funding Responses	RESERVATION OF FUNDS	9/25/2020	1/8/2021	12/15/2020	Approved - Closed
Large	San Francisco Unified	Burton High	Funding	57/68478-26-005	Expenditure Reports	Form SAB 50-06 - Final Expenditure Report	10/31/2020	1/8/2021	2/4/2021	Approved - Closed
Large	San Francisco Unified	Paul Revere Elementary	Funding	57/68478-00-057	Expenditure Reports	Form SAB 50-06 - Final Expenditure Report	10/31/2020	1/8/2021	2/4/2021	Approved - Closed
Large	San Francisco Unified	Daniel Webster Elementary	Funding	57/68478-00-056	Expenditure Reports	Form SAB 50-06 - Final Expenditure Report	10/31/2020	1/8/2021	2/4/2021	Approved - Closed
Large	San Francisco Unified	Longfellow Elementary	Funding	57/68478-00-055	Expenditure Reports	Form SAB 50-06 - Final Expenditure Report	10/31/2020	1/8/2021	2/4/2021	Approved - Closed
Large	San Francisco Unified	McKinley Elementary	Funding	57/68478-00-054	Expenditure Reports	Form SAB 50-06 - Final Expenditure Report	10/31/2020	1/8/2021	2/4/2021	Approved - Closed
Large	San Francisco Unified	Ruth Asawa (SOTA) High	Funding	57/68478-00-053	Expenditure Reports	Form SAB 50-06 - Final Expenditure Report	10/31/2020	1/8/2021	2/8/2021	Approved - Closed
Large	San Francisco Unified	Academy of Arts High	Funding	57/68478-00-052	Expenditure Reports	Form SAB 50-06 - Final Expenditure Report	10/31/2020	1/8/2021	2/8/2021	Approved - Closed
Large	San Francisco Unified	James Lick Middle	Funding	57/68478-00-051	Expenditure Reports	Form SAB 50-06 - Final Expenditure Report	10/31/2020	1/8/2021	2/4/2021	Approved - Closed
Medium	Sulphur Springs Union Elementary	Valley View Elementary	Funding	50/65045-00-010	Expenditure Reports	Form SAB 50-06 - Annual Expenditure Report	10/31/2020	1/8/2021	1/7/2021	Approved - Closed
Large	Oxnard Elementary	Fremont Intermediate	Funding	57/72538-00-026	Expenditure Reports	Form SAB 50-06 - Annual Expenditure Report	10/24/2020	1/8/2021	1/8/2021	Approved - Closed
Large	Oxnard Elementary	Harrington Elementary	Funding	50/72538-00-011 and 50/68650-00-006 and 57/68650-00-003	Expenditure Reports	Form SAB 50-06 - Annual Expenditure Report	10/23/2020	1/8/2021	1/8/2021	Approved - Closed
Medium	Ripon Unified	Weston Elementary	Funding		Expenditure Reports	Form SAB 50-06 - Annual Expenditure Report	10/23/2020	1/8/2021	1/8/2021	Approved - Closed
Small	Plumas Unified	Quincy Elementary	Funding	58/66969-00-003	Eligibility & Funding Responses	Form SAB 50-04 - 4-Day Response	12/14/2020	1/8/2021	1/8/2021	Approved - Closed
Small	Clay Joint Elementary	Clay Elementary	Funding		Eligibility & Funding Responses	Financial Hardship Review - Documentation Request	12/20/2020	1/8/2021	1/8/2021	Approved - Closed
Large	Escondido Union	Central Elementary	Funding	50/68098-00-009 and 57/72009-00-002 and 50/72009-00-002	Eligibility & Funding Responses	Form SAB 50-04 - 15-Day Response	12/28/2020	1/8/2021	1/8/2021	Approved - Closed
Small	Monson-Sultana Joint Union Elementary	Monson-Sultana Elementary	Funding	50/72009-00-002	Eligibility & Funding Responses	Form SAB 50-04 - 15-Day Response	12/28/2020	1/8/2021	1/6/2021	Approved - Closed

School District Extension Requests  
(as of May 1, 2021)

District Size	District Name	Project/Site Name	Type of Request	Project Number	Category of Request	Description of Deliverable	Original Due Date	Requested Extension Date	Receipt Date for Requested Documents	Status
Small	Santa Ynez Valley Union High	Santa Ynez Valley High	Funding	57/69328-00-001	Eligibility & Funding Responses	Form SAB 50-04 - 4-Day Response	12/15/2020	1/8/2021	1/11/2021	Approved - Closed
Small	Clay Joint Elementary	Clay Elementary	Funding		Eligibility & Funding Responses	Financial Hardship Review - Documentation Request	1/4/2021	1/8/2021	1/8/2021	Approved - Closed
Large	Vacaville Unified	Willis Jepson Middle	Eligibility	58/70573-00-001	Substantial Progress	Substantial Progress Checklist	10/23/2020	1/13/2021	Denied	Denied
Small	Island Union Elementary	Island Elementary	Funding	70/63933-00-001	Full-Day Kindergarten	Form SAB 70-02	10/23/2020	1/15/2021	Denied	Denied
Small	McCabe Union Elementary	McCabe Elementary	Funding	70/63180-00-001	Full-Day Kindergarten	FDKFGP October 23rd Deadline	10/23/2020	1/15/2021	1/15/2021	Approved - Closed
Small	Ducor Union Elementary	Ducor Elementary	Funding	70/71894-00-001	Full-Day Kindergarten	FDKFGP October 23rd Deadline	10/23/2020	1/15/2021	12/16/2020	Approved - Closed
Small	Wilsona Elementary	Vista San Gabriel Elementary	Funding	70/65151-00-001	Full-Day Kindergarten	FDKFGP October 23rd Deadline	10/23/2020	1/15/2021	1/15/2021	Approved - Closed
Medium	Reef-Sunset Unified	Avenal Elementary	Funding	70/73932-00-001	Full-Day Kindergarten	FDKFGP October 23rd Deadline	10/23/2020	1/15/2021	1/15/2021	Approved - Closed
Small	Planada Elementary	Planada Elementary	Funding	70/65821-00-001	Full-Day Kindergarten	FDKFGP October 23rd Deadline	10/23/2020	1/15/2021	1/12/2021	Approved - Closed
Small	Needles Unified	Vista Colorado Elementary	Funding	70/67801-00-002	Full-Day Kindergarten	FDKFGP October 23rd Deadline	10/23/2020	1/15/2021	1/15/2021	Approved - Closed
Medium	Delano Union Elementary	Fremont Elementary	Funding	70/63404-00-005	Full-Day Kindergarten	FDKFGP October 23 Deadline	10/23/2020	1/15/2021	1/13/2021	Approved - Closed
Medium	Lamont Elementary	Alicante Elementary	Funding	70/63560-00-003	Full-Day Kindergarten	FDKFGP October 23 Deadline	10/23/2020	1/15/2021	12/17/2020	Approved - Closed
Large	San Ramon Valley Unified	Stone Valley Middle	Funding	50/61804-00-042	Eligibility & Funding Responses	Form SAB 50-04 - 15-Day Response	1/4/2021	1/15/2021	1/15/2021	Approved - Closed
Medium	Rio Elementary	Rio Steam Elementary	Funding	50/72561-00-015	Eligibility & Funding Responses	Form SAB 50-04 - 15-Day Response	12/30/2020	1/15/2021	1/15/2021	Approved - Closed
Small	Santa Ynez Valley Union High	Santa Ynez Valley High	Funding	57/69328-00-001	Eligibility & Funding Responses	Form SAB 50-04 - 4-Day Response	12/15/2020	1/15/2021	1/11/2021	Approved - Closed
Large	Los Angeles Unified	Robert Frost Middle	Funding	57/64733-00-632	Eligibility & Funding Responses	Form SAB 50-04 - 24-Hour Response	1/13/2021	1/15/2021	1/13/2021	Approved - Closed
Large	Escondido Union	Central Elementary	Funding	50/68098-00-009	Eligibility & Funding Responses	Form SAB 50-04 - 15-Day Response	12/28/2020	1/18/2021	1/18/2021	Approved - Closed
Medium	Eastside Union	New Community Day	Funding	50/64477-00-010	Accounts Receivables	Accounts Receivable Payments	10/26/2020	1/19/2021		Approved - PENDING
Large	Dublin Unified	J.M. Amador Elementary	Funding	50/75093-00-010	Expenditure Reports	Form SAB 50-06 - Annual Expenditure Report	1/19/2021	1/19/2021	1/29/2021	Approved - Closed
Large	San Diego Unified	Kearny High - CTE	Funding	59/68338-00-015	Eligibility & Funding Responses	Submission of CDE/DSA approval letters	9/24/2020	1/25/2021	12/2/2020	Approved - Closed
Medium	Cypress Elementary	Margaret Landell Elementary	Funding	57/66480-00-006	Eligibility & Funding Responses	15 Day Letter for SAB 50-03, 50-04	1/13/2021	1/25/2021	1/25/2021	Approved - Closed
Large	Centinela Valley Union High	Leuzinger High	Funding	55/64352-00-005	Expenditure Reports	Form SAB 50-06 - Annual Expenditure Report	11/12/2020	1/29/2021	12/2/2020	Approved - Closed
Large	Oakland Unified	ERES Academy	Funding	54/61259-13-002	Expenditure Reports	Form SAB 50-06 - Final Expenditure Report	10/30/2020	1/29/2021	Denied	Denied
Small	Muroc Joint Unified	Multiple Schools	Funding	51/63685-00-001, 55/63685-00-002, and 58/63685-00-001	Expenditure Reports	Form SAB 50-06 - Annual Expenditure Report	11/7/2020	1/31/2021		Approved - PENDING
Medium	Southern Kern Unified	Hamilton Elementary	Eligibility	50/63776-00-000	Eligibility & Funding Responses	Form SAB 50-01 - 15-Day Response	12/21/2020	2/1/2021	2/1/2021	Approved - Closed
Medium	Southern Kern Unified	Hamilton Elementary	Funding	50/63776-00-002	Eligibility & Funding Responses	Form SAB 50-04 - 15-Day Response	12/24/2020	2/1/2021	1/29/2021	Approved - Closed
Small	Alpaugh Unified	Alpaugh Elementary and Alpaugh Jr.-Sr. High	Funding	51/71803-00-001 and 51/71803-00-002	Expenditure Reports	Form SAB 50-06 - Final Expenditure Report	10/1/2020	2/2/2021	Denied	Denied
Large	Los Angeles Unified	Locke Senior High	Funding	57/64733-00-656	Eligibility & Funding Responses	Form SAB 50-04 - 15-Day Response	1/27/2021	2/3/2021	2/3/2021	Approved - Closed
Small	Gerber Union Elementary	Gerber Elementary	Funding	57/71548-00-002	Eligibility & Funding Responses	Form SAB 50-04 - 15-Day Response	1/27/2021	2/5/2021	2/4/2021	Approved - Closed
Small	Kentfield Elementary	Kent Middle School	Funding	57/65334-00-003	Eligibility & Funding Responses	Form SAB 50-04 - 15-Day Response	2/3/2021	2/5/2021	2/5/2021	Approved - Closed
Medium	South San Francisco Unified	Monte Verde Elementary	Funding	57/69070-00-016	Eligibility & Funding Responses	Form SAB 50-04 - 15-Day Response	1/26/2021	2/9/2021	2/8/2021	Approved - Closed
Large	San Francisco Unified	Burton High	Funding	57/68478-26-005	Expenditure Reports	Form SAB 50-06 - Final Expenditure Report	10/31/2020	2/10/2021	2/4/2021	Approved - Closed
Large	San Francisco Unified	Paul Revere Elementary	Funding	57/68478-00-057	Expenditure Reports	Form SAB 50-06 - Final Expenditure Report	10/31/2020	2/10/2021	2/4/2021	Approved - Closed
Large	San Francisco Unified	Daniel Webster Elementary	Funding	57/68478-00-056	Expenditure Reports	Form SAB 50-06 - Final Expenditure Report	10/31/2020	2/10/2021	2/4/2021	Approved - Closed
Large	San Francisco Unified	Longfellow Elementary	Funding	57/68478-00-055	Expenditure Reports	Form SAB 50-06 - Final Expenditure Report	10/31/2020	2/10/2021	2/4/2021	Approved - Closed
Large	San Francisco Unified	McKinley Elementary	Funding	57/68478-00-054	Expenditure Reports	Form SAB 50-06 - Final Expenditure Report	10/31/2020	2/10/2021	2/4/2021	Approved - Closed
Large	San Francisco Unified	Asawa School of the Arts High	Funding	57/68478-00-053	Expenditure Reports	Form SAB 50-06 - Final Expenditure Report	10/31/2020	2/10/2021	2/8/2021	Approved - Closed
Large	San Francisco Unified	Academy of Arts and Sciences High	Funding	57/68478-00-052	Expenditure Reports	Form SAB 50-06 - Final Expenditure Report	10/31/2020	2/10/2021	2/8/2021	Approved - Closed
Large	San Francisco Unified	James Lick Middle	Funding	57/68478-00-051	Expenditure Reports	Form SAB 50-06 - Final Expenditure Report	10/31/2020	2/10/2021	2/4/2021	Approved - Closed
Large	Los Angeles Unified	Ulysses S. Grant Senior High	Funding	57/64733-00-651	Eligibility & Funding Responses	Form SAB 50-04 - 15-Day Response	1/29/2021	2/10/2021	2/17/2021	Approved - Closed
Small	Golden Plains Unified	Liberty High	Funding	55/75580-00-001	Expenditure Reports	Form SAB 50-06 - Annual Expenditure Report	12/16/2020	2/12/2021	2/18/2021	Approved - Closed
Small	Golden Plains Unified	Liberty High	Funding	55/75580-00-002	Expenditure Reports	Form SAB 50-06 - Annual Expenditure Report	12/16/2020	2/12/2021	2/18/2021	Approved - Closed

School District Extension Requests  
(as of May 1, 2021)

District Size	District Name	Project/Site Name	Type of Request	Project Number	Category of Request	Description of Deliverable	Original Due Date	Requested Extension Date	Receipt Date for Requested Documents	Status
Small	Golden Plains Unified	Liberty High	Funding	55/75580-00-004	Expenditure Reports	Form SAB 50-06 - Annual Expenditure Report	11/25/2020	2/12/2021	2/18/2021	Approved - Closed
Small	Golden Plains Unified	Liberty High	Funding	55/75580-00-005	Expenditure Reports	Form SAB 50-06 - Annual Expenditure Report	11/25/2020	2/12/2021	2/18/2021	Approved - Closed
Medium	Delano Union Elementary	Albany Park Elementary	Funding	57/63404-00-004	Eligibility & Funding Responses	Form SAB 50-03 - 15-Day Response	1/22/2021	2/12/2021	2/9/2021	Approved - Closed
Medium	Delano Union Elementary	Nueva Vista Elementary	Funding	57/63404-00-005	Eligibility & Funding Responses	Form SAB 50-03 - 15-Day Response	1/22/2021	2/12/2021	2/9/2021	Approved - Closed
Small	Carpinteria Unified	Canalino	Funding	50/69146-00-003	Eligibility & Funding Responses	Form SAB 50-04 - 15-Day Response	1/29/2021	2/12/2021	2/6/2021	Approved - Closed
Small	Carpinteria Unified	Carpinteria Family	Funding	50/69146-00-002	Eligibility & Funding Responses	Form SAB 50-04 - 15-Day Response	1/29/2021	2/12/2021	2/6/2021	Approved - Closed
Large	Los Angeles Unified	Cleveland (Grover) High School	Funding	57/64733-41-007	Eligibility & Funding Responses	Form SAB 50-04 - 15-Day Response	2/2/2021	2/12/2021	2/12/2021	Approved - Closed
Large	Los Angeles Unified	Locke Senior High	Funding	57/64733-00-656	Eligibility & Funding Responses	Form SAB 50-04 - 15-Day Response	2/3/2021	2/12/2021	Withdrawn	Withdrawn
Large	Los Angeles Unified	Eagle Rock High School	Funding	57/64733-00-657	Eligibility & Funding Responses	Form SAB 50-04 - 15-Day Response	2/3/2021	2/12/2021	2/12/2021	Approved - Closed
Medium	Southern Kern Unified	Rosamond Elementary	Funding	70/63776-00-003	Fund Release	Fund Release Authorization (Form SAB 70-02)	10/23/2020	2/15/2021	2/15/2021	Approved - Closed
Small	Planada Elementary	Planada Elementary	Funding	70/65821-00-001	Full-Day Kindergarten	FDKFGP 45 Day Reminder Letter	1/15/2021	2/15/2021	1/13/2021	Approved - Closed
Medium	Delano Union Elementary	Fremont Elementary	Funding	70/63404-00-005	Full-Day Kindergarten	FDKFGP 45 Day Reminder Letter	1/15/2021	2/15/2021	1/12/2021	Approved - Closed
Large	San Jacinto Unified	New Middle School	Eligibility		Eligibility & Funding Responses	SAB 50-04 & 50-01 90 Day letter	2/1/2021	2/15/2021	2/17/2021	Approved - Closed
Large	Los Angeles Unified	Gault Elementary	Funding	57/64733-37-007	Eligibility & Funding Responses	Form SAB 50-04 - 15-Day Response	2/8/2021	2/17/2021	2/17/2021	Approved - Closed
Medium	Banning Unified	Banning High CTE	Funding	55/66985-00-002	Expenditure Reports	Form SAB 50-06 - Annual Expenditure Report	10/18/2020	2/18/2021	2/17/2021	Approved - Closed
Large	San Diego Unified	Magnolia Science Academy	Funding	54/68338-02-002	Expenditure Reports	Form SAB 50-06 - Final Expenditure Report	12/28/2020	2/19/2021	3/17/2021	Approved - Closed
Medium	Tulare City	Alpine Vista Elementary	Funding	50/72231-00-005	Eligibility & Funding Responses	Form SAB 50-01 - 15-Day Response	2/8/2021	2/22/2021	2/22/2021	Approved - Closed
Medium	San Marino Unified	Huntington Middle	Funding	57/64964-00-008	Eligibility & Funding Responses	Form SAB 50-04 - 4-Day Response	2/17/2021	2/24/2021	2/19/2021	Approved - Closed
Small	McCabe Union Elementary	McCabe Elementary	Funding	70/63180-00-001	Full-Day Kindergarten	FDKFGP 45 Day Reminder Letter	1/15/2021	2/26/2021	2/11/2021	Approved - Closed
Large	Moreno Valley Unified	Moreno Valley High	Funding	55/67124-00-001	Expenditure Reports	Form SAB 50-06 - Annual Expenditure Report	1/8/2021	2/26/2021	2/26/2021	Approved - Closed
Large	Escondido Union	Mission Middle	Funding	58/68098-00-001	Expenditure Reports	Form SAB 50-06 - Annual Expenditure Report	1/15/2021	2/26/2021	2/26/2021	Approved - Closed
Large	Los Angeles Unified	Central Los Angeles Middle	Funding	50/64733-00-055	Audit Correspondence	Audit Correspondence	2/15/2021	2/26/2021	2/23/2021	Approved - Closed
Large	Los Angeles Unified	McKinley Elementary	Funding	57/64733-00-660	Eligibility & Funding Responses	Form SAB 50-04 - 15-Day Response	2/8/2021	2/26/2021	3/5/2021	Approved - Closed
Medium	Snowline Joint Unified	New Construction K-12	Funding	50/73957-00-016 through 50/73957-00-018	Eligibility & Funding Responses	50-01 Submittal for 90-day Notice	2/1/2021	3/1/2021	2/25/2021	Approved - Closed
Medium	Tulare City	Alpine Vista Elementary	Funding	50/72231-00-005	Eligibility & Funding Responses	Form SAB 50-04 - 15-Day Response	2/22/2021	3/1/2021	Withdrawn	Withdrawn
Large	Corona-Norco Unified	John Adams Elementary	Funding	50/67033-04-001	Eligibility & Funding Responses	Form SAB 50-04 - 15-Day Response	2/5/2021	3/5/2021	2/23/2021	Approved - Closed
Large	San Juan Unified	Casa Roble High - Patient Care CTE	Funding	59/67447-00-003	Expenditure Reports	Form SAB 50-06 - Annual Expenditure Report	2/5/2021	3/5/2021	3/4/2021	Approved - Closed
Large	Los Angeles Unified	Robert F. Kennedy Elementary	Funding	57/64733-00-649	Eligibility & Funding Responses	Form SAB 50-04 - 4-Day Response	2/19/2021	3/5/2021	3/9/2021	Approved - Closed
Small	Carpinteria Unified	Carpinteria Family	Funding	50/69146-00-002	Eligibility & Funding Responses	Form SAB 50-04 - 4-Day Response	3/4/2021	3/5/2021	3/2/2021	Approved - Closed
Small	Carpinteria Unified	Canalino Elementary	Funding	50/69146-00-003	Eligibility & Funding Responses	Form SAB 50-04 - 4-Day Response	3/4/2021	3/5/2021	3/2/2021	Approved - Closed
Large	Kern High	55/63529-00-005 through -016	Funding	55/63529-00-005 through 16	Expenditure Reports	Form SAB 50-06 - Annual Expenditure Report	12/7/2020	3/8/2021	2/25/2021	Approved - Closed
Medium	Southern Kern Unified	Hamilton/Rosamond Elementary	Funding	50/63776-00-002	Eligibility & Funding Responses	Form SAB 50-04 - 15-Day Response	2/1/2021	3/12/2021	3/12/2021	Approved - Closed
Large	Los Banos Unified	Creekside Junior High	Funding	50/65755-00-009	Expenditure Reports	Form SAB 50-06 - Annual Expenditure Report	1/21/2021	3/12/2021	3/12/2021	Approved - Closed
Large	Los Angeles Unified	Central Region Elementary	Funding	53/64733-00-408	Audit Correspondence	Audit Correspondence	2/26/2021	3/12/2021	3/4/2021	Approved - Closed
Medium	Centinel Valley Union High	Lawndale High CTE	Funding	55/64352-00-005	Expenditure Reports	Form SAB 50-06 - Annual Expenditure Report	1/29/2021	3/19/2021	3/1/2021	Approved - Closed
Medium	San Lorenzo Valley Unified	San Lorenzo Valley High	Funding	55/69807-00-002	Eligibility & Funding Responses	CDE and DSA Plan Approval Letters	9/24/2020	3/24/2021	11/9/2020	Approved - Closed
Medium	San Lorenzo Valley Unified	San Lorenzo Valley High	Funding	55/69807-00-003	Eligibility & Funding Responses	CDE and DSA Plan Approval Letters	9/24/2020	3/24/2021	11/9/2020	Approved - Closed
Large	Chico Unified	Chico High	Funding	59/61424-00-008	Eligibility & Funding Responses	Submittal of DSA and CDE Approvals for CTEFP Application	12/25/2020	3/25/2021	2/24/2021	Approved - Closed
Large	Madera Unified	Matilda Torres High	Funding	50/65243-00-011	Eligibility & Funding Responses	Form SAB 50-04 - 15-Day Response	3/16/2021	3/30/2021	4/5/2021	Approved - Closed
Medium	Southern Kern Unified	Rosamond Elementary	Funding	70/63776-00-003	Fund Release	Fund Release Authorization (Form SAB 70-02)	2/15/2021	3/31/2021	3/26/2021	Approved - Closed
Medium	Lindsay Unified	Lincoln Elementary	Funding	57/71993-00-006	Expenditure Reports	Form SAB 50-06 - Annual Expenditure Report	1/17/2021	3/31/2021	4/6/2021	Approved - Closed
Medium	Lindsay Unified	Washington Elementary	Funding	57/71993-00-008	Expenditure Reports	Form SAB 50-06 - Annual Expenditure Report	1/17/2021	3/31/2021	4/1/2021	Approved - Closed
Large	Victor Elementary	Elementary #20	Funding	50/67918-00-011	Eligibility & Funding Responses	Appraisal- Updated appraisal of property	2/26/2021	3/31/2021	3/26/2021	Withdrawn

School District Extension Requests  
(as of May 1, 2021)

District Size	District Name	Project/Site Name	Type of Request	Project Number	Category of Request	Description of Deliverable	Original Due Date	Requested Extension Date	Receipt Date for Requested Documents	Status
Large	San Jacinto Unified	New Middle School	Funding	50/67249-00-017	Eligibility & Funding Responses	Form SAB 50-04 - 15-Day Response	3/19/2021	3/31/2021	3/31/2021	Approved - Closed
Small	Needles Unified	Vista Colorado Elementary	Funding	70/67801-00-002	Full-Day Kindergarten	FDKFGP 45 Day Reminder Letter	1/15/2021	4/1/2021	3/26/2021	Approved - Closed
Small	Wilsona Elementary	Vista San Gabriel Elementary	Funding	70/65151-00-001	Full-Day Kindergarten	FDKFGP 45 Day Reminder Letter	1/15/2021	4/1/2021	3/25/2021	Approved - Closed
Medium	Reef-Sunset Unified	Avenal Elementary	Funding	70/73932-00-001	Full-Day Kindergarten	FDKFGP 45 Day Reminder Letter	1/15/2021	4/1/2021	3/23/2021	Approved - Closed
Small	Clay Joint Elementary	Clay Elementary School	Funding	50/62109-00-002 and 57/62109-00-002	Eligibility & Funding Responses	90 Day Notice of Processing	3/1/2021	4/1/2021	Withdrawn	Withdrawn
Small	Golden Plains Unified	Tranquility High School	Funding	57/75234-00-005	Eligibility & Funding Responses	Form SAB 50-04 - 15-Day Response	4/2/2021	4/9/2021	4/8/2021	Approved - Closed
Medium	Delano Union Elementary	Nueva Vista Elementary	Funding	57/63404-00-005	Eligibility & Funding Responses	Form SAB 50-04 - 15-Day Response	3/16/2021	4/16/2021	4/6/2021	Approved - Closed
Medium	Delano Union Elementary	Albany Park Elementary	Funding	57/63404-00-004	Eligibility & Funding Responses	Form SAB 50-04 - 15-Day Response	3/16/2021	4/16/2021	4/6/2021	Approved - Closed
Medium	Southern Kern Unified	Hamilton/Rosamond Elementary	Funding	50/63776-00-002	Eligibility & Funding Responses	Form SAB 50-04 - 15-Day Response	3/12/2021	4/16/2021	4/16/2021	Approved - Closed
Medium	Santa Maria Joint Union High	Ag Ed and Career Tech Center	Funding	50/69310-00-008	Eligibility & Funding Responses	Form SAB 50-04 - 15-Day Response	4/1/2021	4/16/2021	4/9/2021	Approved - Closed
Small	Needles Unified	Vista Colorado Elementary	Funding	70/67801-00-002	Full-Day Kindergarten	FDKFGP Form 70-02	4/1/2021	4/16/2021	3/30/2021	Approved - Closed
Medium	Tahoe-Truckee Joint Unified	Tahoe Lake Elementary School	Funding	58-66944-00-001	Eligibility & Funding Responses	Form SAB 50-04 - 4-Day Response	4/8/2021	4/16/2021	4/13/2021	Approved - Closed
Small	Hope Elementary	Hope Elementary	Funding	70/71944-00-001	Full-Day Kindergarten	FDKFGP - 4-Day Response	10/23/2020	4/23/2021	12/3/2020	Approved - Closed
Small	Gravenstein Union Elementary	Gravenstein Elementary	Funding	57/70714-00-003	Eligibility & Funding Responses	Form SAB 50-04 - 15-Day Response	4/26/2021	4/28/2021	4/27/2021	Approved - Closed
Small	Golden Plains Unified	Tranquility High	Funding	59/75234-00-002 55/69807-00-002 and 55/69807-00-003	Eligibility & Funding Responses	DSA/CDE Approvals For CTE ROF Project	9/24/2020	4/30/2021	3/29/2021	Approved - Closed
Medium	San Lorenzo Valley Unified	San Lorenzo Valley High	Funding	57/63404-00-004	Eligibility & Funding Responses	CTEFP CDE & DSA Plan Approval Letters	3/24/2021	4/30/2021		Approved - PENDING
Medium	Delano Union Elementary	Albany Park Elementary	Funding	57/63404-00-004	Eligibility & Funding Responses	Form SAB 50-04 - 15-Day Response	4/16/2021	4/30/2021	4/23/2021	Approved - Closed
Medium	Delano Union Elementary	Nueva Vista Elementary	Funding	57/63404-00-005	Eligibility & Funding Responses	Form SAB 50-04 - 15-Day Response	4/16/2021	4/30/2021	4/23/2021	Approved - Closed
Large	Fontana Unified	Kathy Binks Elementary	Funding	70/67710-00-020	Full-Day Kindergarten	FDKFGP Fund Release Authorization	10/23/2020	5/3/2021		Approved - PENDING
Medium	Southern Kern Unified	Hamilton Elementary	Funding		Expenditure Reports	Form SAB 50-06 - Annual Expenditure Report	1/19/2021	5/4/2021		Approved - PENDING
Large	Las Virgenes Unified	Lupin Hill Elementary	Eligibility		Eligibility & Funding Responses	Form SAB 50-03 - 15-Day Response	4/29/2021	5/5/2021		Approved - PENDING
Large	Twin Rivers Unified	Kohler, Strauch, Pioneer	Funding	57/76505-00-063, -060, -062	Eligibility & Funding Responses	Form SAB 50-04 - 15-Day Response	4/28/2021	5/5/2021	Withdrawn	Withdrawn
Small	Lagunita Elementary	Lagunita Elementary	Funding	50/66076-00-002 & 57/66076-00-001	Substantial Progress	Substantial Progress Checklist	5/8/2020	5/7/2021	Denied	Denied
Medium	Hollister Elementary	Gabilan Hills Elementary	Funding	57/67470-00-004	Eligibility & Funding Responses	Form SAB 50-04 - 15-Day Response	4/27/2021	5/11/2021		Approved - PENDING
Medium	San Lorenzo Valley Unified	San Lorenzo Valley High	Funding	55-69807-00-002	Eligibility & Funding Responses	DSA Approval - CTE Cycle 5 Required Plan Approvals	4/30/2021	5/14/2021		Approved - PENDING
Medium	San Lorenzo Valley Unified	San Lorenzo Valley High	Funding	55-69807-00-003	Eligibility & Funding Responses	DSA Approval - CTE Cycle 5 Required Plan Approvals	4/30/2021	5/14/2021		Approved - PENDING
Medium	Wasco Union Elementary	Palm Avenue Elementary	Funding	50/63842-00-005	Eligibility & Funding Responses	Site Development Worksheet for Additional Grants	5/3/2021	5/17/2021		Approved - PENDING
Large	Los Angeles Unified	Humphreys Elementary	Funding	57/64733-00-687	Eligibility & Funding Responses	Form SAB 50-04 - 15-Day Response	4/27/2021	5/18/2021		Approved - PENDING
Large	Corona-Norco Unified	Lincoln Alternative Elementary	Funding	50/67033-02-001	Eligibility & Funding Responses	Form SAB 50-04 - 15-Day Response	4/20/2021	5/20/2021	Withdrawn	Withdrawn
Large	Acton-Agua Dulce Unified	Vasquez High	Funding	75309-00-001	Expenditure Reports	Form SAB 50-06 - Final Expenditure Report	5/29/2020	5/28/2021	10/7/2020	Approved - Closed
Medium	Centinela Valley Union High	District-wide	Eligibility		Eligibility & Funding Responses	90-Day Notification New Construction eligibility update	3/31/2021	5/31/2021		Approved - PENDING
Small	Muroc Joint Unified	Branch Elementary, Bailey Elementary	Funding	51/63685-00-002, 51/63685-00-003, 57/63685-00-009	Expenditure Reports	Form SAB 50-06 - Annual Expenditure Report	1/30/2021	5/31/2021	Withdrawn	Withdrawn
Medium	Santa Maria Joint Union High	Righetti High/CTE Center	Funding	55/69310-00-002	Expenditure Reports	Form SAB 50-06 - Annual Expenditure Report	12/7/2020	6/7/2021		Approved - PENDING
Medium	Santa Maria Joint Union High	Pioneer Valley High	Funding	50/69310-00-006	Expenditure Reports	Form SAB 50-06 - Annual Expenditure Report	12/10/2020	6/10/2021		Approved - PENDING
Large	San Bernardino City Unified	Pacific High	Funding	55/67876-00-001	Expenditure Reports	Form SAB 50-06 - Annual Expenditure Report	6/11/2020	6/11/2021		Approved - PENDING
Small	Klamath-Trinity Joint Unified	I -Tech/ Hoopa Valley High	Funding	51/62901-00-015	Fund Release	Form SAB 50-05 Submittal	8/25/2020	8/24/2021	Withdrawn	Withdrawn
Small	Hilmar Unified	Hilmar High	Funding	55/65698-00-001	Eligibility & Funding Responses	CTEFP CDE/DSA approvals deadline	5/22/2021	9/22/2021	Denied	Denied
Large	Napa Valley Unified	Vintage High	Funding	55/66266-00-005 and 55/66266-00-006	Fund Release	Form SAB 50-05 Submittal	9/24/2020	9/24/2021	Withdrawn	Withdrawn
Large	Long Beach Unified	Jordan High	Funding	55/64725-00-008	Eligibility & Funding Responses	CDA and DSA Approvals	9/24/2020	9/24/2021	3/24/2021	Approved - Closed
Large	Long Beach Unified	Jordan High	Funding	55/64725-00-007	Eligibility & Funding Responses	CDA and DSA Approvals	9/24/2020	9/24/2021	Project Rescinded	Approved - Closed
Large	Long Beach Unified	Renaissance High	Funding	55/64725-00-006	Eligibility & Funding Responses	CDA and DSA Approvals	9/24/2020	9/24/2021	3/24/2021	Approved - Closed

School District Extension Requests  
(as of May 1, 2021)

District Size	District Name	Project/Site Name	Type of Request	Project Number	Category of Request	Description of Deliverable	Original Due Date	Requested Extension Date	Receipt Date for Requested Documents	Status
Large	San Francisco Unified	Cesar Chavez Elementary	Funding	57/68478-00-048	Expenditure Reports	Expenditure Closeout Review - Documentation Request	4/16/2021	10/1/2021	Withdrawn	Withdrawn
Large	San Francisco Unified	George Peabody Elementary	Funding	57/68478-00-045	Expenditure Reports	Expenditure Closeout Review - Documentation Request	4/16/2021	10/1/2021	Withdrawn	Withdrawn
Large	San Francisco Unified	Jose Ortega Elementary	Funding	57/68478-00-047	Expenditure Reports	Expenditure Closeout Review - Documentation Request	4/16/2021	10/1/2021	Withdrawn	Withdrawn
Large	San Francisco Unified	Monroe Elementary	Funding	57/68478-00-048	Expenditure Reports	Expenditure Closeout Review - Documentation Request	4/16/2021	10/1/2021	Withdrawn	Withdrawn
Large	San Francisco Unified	Roosevelt Middle	Funding	57/68478-00-043	Expenditure Reports	Expenditure Closeout Review - Documentation Request	4/16/2021	10/1/2021	Withdrawn	Withdrawn
Large	San Francisco Unified	Sunnyside Elementary	Funding	57/68478-00-046	Expenditure Reports	Expenditure Closeout Review - Documentation Request	4/16/2021	10/1/2021	Withdrawn	Withdrawn
Large	San Francisco Unified	Yick Wo Elementary	Funding	57/68478-00-049	Expenditure Reports	Expenditure Closeout Review - Documentation Request	4/16/2021	10/1/2021	Withdrawn	Withdrawn
Medium	Paradise Unified	Paradise High School	Funding	57/61531-00-003	Substantial Progress	Substantial Progress Review - Documentation Request	7/8/2021	10/8/2021	Withdrawn	Withdrawn
Large	San Bernardino City Unified	Del Rosa Elementary	Funding	70/67876-00-001	Full-Day Kindergarten	Form SAB 70-02	10/23/2020	10/23/2021		Approved - PENDING
Large	Santa Ana Unified	Valley High - Career and Technical Education (Culinary Arts)	Funding	55/66670-00-003	Eligibility & Funding Responses	CTE/DSA Plan Approvals	5/26/2021	10/26/2021	Denied	Denied
Large	Anaheim Union High	Magnolia High	Funding	55/66431-00-001	Eligibility & Funding Responses	CDE & DSA plan approvals	5/27/2021	2/15/2022		Under Review; Awaiting Decision
Small	Golden Plains Unified	Helm Elementary	Funding	70/75234-00-001	Full-Day Kindergarten	FDKFGP - Plan Approvals	10/22/2020	3/31/2022	Withdrawn	Withdrawn
Medium	Alisal Union	Loya (Oscar F.) Elementary	Funding	70/65691-00-009	Full-Day Kindergarten	FDKFGP - Plan Approvals and Form SAB 70-02	6/24/2021	6/24/2022		Approved - PENDING
Medium	Greenfield Union Elementary	Mary Chapa Academy Elementary	Funding	71/66035-00-001	Audit Correspondence	Substantial Progress Appeal Item SAB 189 related to change in scope and a time extension to complete the project.	5/22/2020	6/30/2022	Denied	Denied
Large	San Diego Unified	America's Finest Charter	Funding	54/68338-00-003	Eligibility & Funding Responses	Conversion from PA to final apportionment SAB 50-04	1/24/2022	7/22/2022	Withdrawn	Withdrawn
Large	Rialto Unified	Casey Elementary	Funding	70/67850-00-004	Full-Day Kindergarten	FDKFGP Implementation	1/27/2021	8/1/2023		Under Review; Awaiting Decision
Large	San Bernardino City Unified	Pacific High	Funding	55/67876-00-001	Expenditure Reports	4-year Project Completion SFP Regulation Section 1859.199	6/11/2023	6/11/2024	Denied	Denied

## **INFORMATION ITEM**

### **FULL-DAY KINDERGARTEN FACILITIES GRANT PROGRAM** (as of April 30, 2021)

The applications on this list represent Full-Day Kindergarten Facilities Grant Program projects in date order received through September 30, 2020. These applications have been received and are currently being reviewed by the Office of Public School Construction.

Published monthly in the SAB Agenda.

This report is also located on the [OPSC Website](#)



Full-Day Kindergarten Facilities Grant Program  
- Workload as of April 30, 2021 -

District	County	Site Name	Application Number	OPSC Date Received	Estimated State Grant (a)	Financial Hardship (b)	Estimated SAB Date
Chico Unified	Butte	Emma Wilson Elementary	70/61424-00-007	5/30/2019	\$ 1,251,446	TBD	TBD
Chico Unified	Butte	Mcmanus Elementary	70/61424-00-008	5/30/2019	\$ 1,668,595	TBD	TBD
Chico Unified	Butte	Marigold Elementary	70/61424-00-009	5/30/2019	\$ 1,668,595	TBD	TBD
Chico Unified	Butte	Neal Dow Elementary	70/61424-00-010	5/30/2019	\$ 414,149	TBD	TBD
Chico Unified	Butte	Sierra View Elementary	70/61424-00-011	5/30/2019	\$ 1,251,446	TBD	TBD
Chico Unified	Butte	Rosedale Elementary	70/61424-00-012	5/30/2019	\$ 1,668,595	TBD	TBD
Chico Unified	Butte	Hooker Oak Elementary	70/61424-00-013	5/30/2019	\$ 1,251,446	TBD	TBD
Martinez Unified	Contra Costa	John Muir Elementary	70/61739-00-002	5/30/2019	\$ 834,298	TBD	TBD
West Contra Costa Unified	Contra Costa	Wilson Elementary	70/61796-00-001	5/29/2019	\$ 1,251,446	TBD	TBD
Fowler Unified	Fresno	Marshall Elementary	70/62158-00-003	5/30/2019	\$ 2,920,041	TBD	TBD
Fowler Unified	Fresno	Malaga Elementary	70/62158-00-004	5/30/2019	\$ 834,298	TBD	TBD
Fresno Unified	Fresno	Addams Elementary	70/62166-00-006	5/9/2019	\$ 834,298	TBD	TBD
Fresno Unified	Fresno	Del Mar Elementary	70/62166-00-007	5/9/2019	\$ 1,251,446	TBD	TBD
Fresno Unified	Fresno	Ewing Elementary	70/62166-00-008	5/9/2019	\$ 1,668,595	TBD	TBD
Sanger Unified	Fresno	Lone Star Elementary	70/62414-00-005	5/20/2019	\$ 1,251,446	TBD	TBD
Sanger Unified	Fresno	Lincoln Elementary	70/62414-00-006	5/20/2019	\$ 834,298	TBD	TBD
Sanger Unified	Fresno	Wilson Elementary	70/62414-00-007	5/20/2019	\$ 834,298	TBD	TBD
Sanger Unified	Fresno	Madison Elementary	70/62414-00-008	5/20/2019	\$ 834,298	TBD	TBD
Sanger Unified	Fresno	John Wash Elementary	70/62414-00-009	5/20/2019	\$ 834,298	TBD	TBD
Selma Unified	Fresno	Andrew Jackson Elementary	70/62430-00-008	5/9/2019	\$ 1,668,595	TBD	TBD
Selma Unified	Fresno	Theodore Roosevelt Elementary	70/62430-00-009	5/9/2019	\$ 1,668,595	TBD	TBD
Selma Unified	Fresno	George Washington Elementary	70/62430-00-010	5/9/2019	\$ 1,668,595	TBD	TBD
Selma Unified	Fresno	Indianola Elementary	70/62430-00-011	5/9/2019	\$ 834,298	TBD	TBD
Selma Unified	Fresno	Woodrow Wilson Elementary	70/62430-00-012	5/9/2019	\$ 834,298	TBD	TBD
Selma Unified	Fresno	Garfield Elementary	70/62430-00-013	5/9/2019	\$ 834,298	TBD	TBD
Selma Unified	Fresno	Terry Elementary	70/62430-00-014	5/9/2019	\$ 417,149	TBD	TBD
El Centro Elementary	Imperial	Lincoln Elementary	70/63123-00-004	5/15/2019	\$ 834,298	TBD	TBD
El Centro Elementary	Imperial	Hendrick Elementary	70/63123-00-005	5/15/2019	\$ 834,298	TBD	TBD
El Centro Elementary	Imperial	Harding Elementary	70/63123-00-006	5/15/2019	\$ 834,298	TBD	TBD
Delano Union Elementary	Kern	Morningside Elementary	70/63404-00-006	5/9/2019	\$ 834,298	TBD	TBD
Delano Union Elementary	Kern	Terrace Elementary	70/63404-00-007	5/9/2019	\$ 417,149	TBD	TBD
Delano Union Elementary	Kern	Princeton Street Elementary	70/63404-00-008	5/9/2019	\$ 417,149	TBD	TBD
Greenfield Union	Kern	Palla Elementary	70/63503-00-002	5/15/2019	\$ 2,085,744	TBD	TBD
Greenfield Union	Kern	Plantation Elementary	70/63503-00-003	5/15/2019	\$ 834,298	TBD	TBD
Greenfield Union	Kern	Kendrick Elementary	70/63503-00-004	5/15/2019	\$ 1,251,446	TBD	TBD
Greenfield Union	Kern	Fairview Elementary	70/63503-00-005	5/15/2019	\$ 834,298	TBD	TBD
Greenfield Union	Kern	Valle Verde Elementary	70/63503-00-006	5/15/2019	\$ 2,085,744	TBD	TBD
Greenfield Union	Kern	Granite Pointe Elementary	70/63503-00-007	5/15/2019	\$ 1,251,446	TBD	TBD
Greenfield Union	Kern	Horizon Elementary	70/63503-00-008	5/15/2019	\$ 417,149	TBD	TBD
Southern Kern Unified	Kern	Westpark Elementary	70/63776-00-004	5/9/2019	\$ 1,668,595	TBD	TBD
Standard Elementary	Kern	Wingland Elementary	70/63792-00-005	5/14/2019	\$ 2,502,893	TBD	TBD
Standard Elementary	Kern	Highland Elementary	70/63792-00-006	5/14/2019	\$ 2,085,744	TBD	TBD
Hanford Elementary	Kings	Lincoln Elementary	70/63917-00-003	5/6/2019	\$ 1,258,906	TBD	TBD
Hanford Elementary	Kings	Monroe Elementary	70/63917-00-004	5/6/2019	\$ 841,758	TBD	TBD
Kit Carson Union Elementary	Kings	Kit Carson Elementary	70/63958-00-002	5/1/2019	\$ 424,609	TBD	TBD
Lennox Elementary	Los Angeles	Moffett Elementary	70/64709-00-002	5/23/2019	\$ 1,668,595	TBD	TBD
Lennox Elementary	Los Angeles	Dolores Huerta Elementary	70/64709-00-003	5/23/2019	\$ 1,668,595	TBD	TBD
Lennox Elementary	Los Angeles	Jefferson Elementary	70/64709-00-004	5/23/2019	\$ 3,337,190	TBD	TBD
San Marino Unified	Los Angeles	Carver Elementary	70/64964-00-001	5/30/2019	\$ 834,298	TBD	TBD
San Marino Unified	Los Angeles	Valentine Elementary	70/64964-00-002	5/30/2019	\$ 834,298	TBD	TBD

Full-Day Kindergarten Facilities Grant Program  
- Workload as of April 30, 2021 -

District	County	Site Name	Application Number	OPSC Date Received	Estimated State Grant (a)	Financial Hardship (b)	Estimated SAB Date
Sulphur Springs Union	Los Angeles	Pinetree Community	70/65045-00-010	5/9/2019	\$ 2,085,744	TBD	TBD
Sulphur Springs Union	Los Angeles	Mitchell Community	70/65045-00-011	5/9/2019	\$ 2,085,744	TBD	TBD
Sulphur Springs Union	Los Angeles	Sulphur Springs Community	70/65045-00-012	5/9/2019	\$ 1,668,595	TBD	TBD
Sulphur Springs Union	Los Angeles	Leona Cox Community	70/65045-00-013	5/9/2019	\$ 1,251,446	TBD	TBD
Sulphur Springs Union	Los Angeles	Canyon Springs Community	70/65045-00-014	5/9/2019	\$ 1,251,446	TBD	TBD
Sulphur Springs Union	Los Angeles	Mint Canyon Community	70/65045-00-015	5/9/2019	\$ 1,251,446	TBD	TBD
Sulphur Springs Union	Los Angeles	Fair Oaks Ranch Community	70/65045-00-016	5/9/2019	\$ 2,920,041	TBD	TBD
Sulphur Springs Union	Los Angeles	Golden Oak Community	70/65045-00-017	5/9/2019	\$ 1,251,446	TBD	TBD
San Rafael City Schools	Marin	San Pedro Elementary	70/65458-00-002	5/2/2019	\$ 1,668,595	TBD	TBD
Alisal Union	Monterey	Cesar E. Chavez Elementary	70/65961-00-010	5/8/2019	\$ 1,251,446	TBD	TBD
Alisal Union	Monterey	Creekside Elementary	70/65961-00-011	5/8/2019	\$ 1,251,446	TBD	TBD
Alisal Union	Monterey	Virginia Rocca Barton Elementary	70/65961-00-012	5/8/2019	\$ 1,251,446	TBD	TBD
Alisal Union	Monterey	Dr. Martin Luther King Jr Academy	70/65961-00-013	5/8/2019	\$ 834,298	TBD	TBD
Alisal Union	Monterey	John E. Steinbeck Elementary	70/65961-00-014	5/8/2019	\$ 834,298	TBD	TBD
Alisal Union	Monterey	Monte Bella Elementary	70/65961-00-015	5/8/2019	\$ 417,149	TBD	TBD
Alisal Union	Monterey	Alisal Community	70/65961-00-016	5/8/2019	\$ 417,149	TBD	TBD
Chualar Union Elementary	Monterey	Chualar Elementary	70/65995-00-001	5/28/2019	\$ 841,758	TBD	TBD
Salinas City Elementary	Monterey	University Park Elementary	70/66142-00-001	5/22/2019	\$ 2,085,744	TBD	TBD
Salinas City Elementary	Monterey	Henry F. Kammann Elementary	70/66142-00-002	5/22/2019	\$ 1,668,595	TBD	TBD
Salinas City Elementary	Monterey	Los Padres Elementary	70/66142-00-003	5/22/2019	\$ 1,668,595	TBD	TBD
Salinas City Elementary	Monterey	Mission Park Elementary	70/66142-00-004	5/22/2019	\$ 1,668,595	TBD	TBD
Salinas City Elementary	Monterey	Monterey Park Elementary	70/66142-00-005	5/22/2019	\$ 1,251,446	TBD	TBD
Centralia Elementary	Orange	Los Coyotes Elementary	70/66472-00-006	5/9/2019	\$ 417,149	TBD	TBD
Centralia Elementary	Orange	Raymond Temple Elementary	70/66472-00-007	5/9/2019	\$ 1,251,446	TBD	TBD
Centralia Elementary	Orange	George B. Miller Elementary	70/66472-00-008	5/9/2019	\$ 417,149	TBD	TBD
Centralia Elementary	Orange	Dysinger Elementary	70/66472-00-009	5/9/2019	\$ 417,149	TBD	TBD
Centralia Elementary	Orange	San Marino Elementary	70/66472-00-010	5/9/2019	\$ 417,149	TBD	TBD
Santa Ana Unified	Orange	George Washington Elementary	70/66670-00-015	5/1/2019	\$ 2,502,893	TBD	TBD
Santa Ana Unified	Orange	Dr. Martin Luther King Jr Elementary	70/66670-00-016	5/1/2019	\$ 417,149	TBD	TBD
Santa Ana Unified	Orange	Thomas A. Edison Elementary	70/66670-00-017	5/1/2019	\$ 1,668,595	TBD	TBD
Santa Ana Unified	Orange	John Muir Fundamental Elementary	70/66670-00-018	5/1/2019	\$ 834,298	TBD	TBD
Santa Ana Unified	Orange	Pio Pico Elementary	70/66670-00-019	5/1/2019	\$ 834,298	TBD	TBD
Santa Ana Unified	Orange	Jim Thorpe Fundamental Elementary	70/66670-00-020	5/1/2019	\$ 1,251,446	TBD	TBD
Santa Ana Unified	Orange	Walker Elementary	70/66670-00-021	5/1/2019	\$ 417,149	TBD	TBD
Santa Ana Unified	Orange	James A. Garfield Elementary	70/66670-00-022	5/1/2019	\$ 1,251,446	TBD	TBD
Santa Ana Unified	Orange	Greenville Fundamental Elementary	70/66670-00-023	5/1/2019	\$ 1,668,595	TBD	TBD
Santa Ana Unified	Orange	Abraham Lincoln Elementary	70/66670-00-024	5/1/2019	\$ 1,668,595	TBD	TBD
Santa Ana Unified	Orange	Monte Vista Elementary	70/66670-00-025	5/1/2019	\$ 834,298	TBD	TBD
Santa Ana Unified	Orange	Theodore Roosevelt Elementary	70/66670-00-026	5/1/2019	\$ 834,298	TBD	TBD
Santa Ana Unified	Orange	Sepulveda Elementary	70/66670-00-027	5/1/2019	\$ 417,149	TBD	TBD
Santa Ana Unified	Orange	Woodrow Wilson Elementary	70/66670-00-028	5/1/2019	\$ 834,298	TBD	TBD
Alvord Unified	Riverside	Valley View Elementary	70/66977-00-014	5/1/2019	\$ 1,251,446	TBD	TBD
Alvord Unified	Riverside	Foothill Elementary	70/66977-00-015	5/1/2019	\$ 1,251,446	TBD	TBD
Alvord Unified	Riverside	Mcauliffe Elementary	70/66977-00-016	5/1/2019	\$ 1,668,595	TBD	TBD
Alvord Unified	Riverside	Promendade Elementary	70/66977-00-017	5/1/2019	\$ 1,251,446	TBD	TBD
Alvord Unified	Riverside	Terrace Elementary	70/66977-00-018	5/1/2019	\$ 1,668,595	TBD	TBD
Alvord Unified	Riverside	Orrenmaa Elementary	70/66977-00-019	5/1/2019	\$ 834,298	TBD	TBD
Alvord Unified	Riverside	Myra Linn Elementary	70/66977-00-020	5/1/2019	\$ 834,298	TBD	TBD
Alvord Unified	Riverside	Rosemary Kennedy Elementary	70/66977-00-021	5/1/2019	\$ 834,298	TBD	TBD
Alvord Unified	Riverside	Arlanza Elementary	70/66977-00-022	5/1/2019	\$ 834,298	TBD	TBD

Full-Day Kindergarten Facilities Grant Program  
- Workload as of April 30, 2021 -

District	County	Site Name	Application Number	OPSC Date Received	Estimated State Grant (a)	Financial Hardship (b)	Estimated SAB Date
Alvord Unified	Riverside	Collett Elementary	70/66977-00-023	5/1/2019	\$ 1,251,446	TBD	TBD
Alvord Unified	Riverside	Lake Hills Elementary	70/66977-00-024	5/1/2019	\$ 1,251,446	TBD	TBD
Alvord Unified	Riverside	La Granada Elementary	70/66977-00-025	5/1/2019	\$ 1,251,446	TBD	TBD
Alvord Unified	Riverside	Twinhill Elementary	70/66977-00-026	5/1/2019	\$ 834,298	TBD	TBD
Desert Sands Unified	Riverside	Kennedy Elementary	70/67058-00-001	5/23/2019	\$ 620,850	TBD	TBD
Moreno Valley Unified	Riverside	Butterfield Elementary	70/67124-00-009	5/30/2019	\$ 1,251,446	TBD	TBD
Moreno Valley Unified	Riverside	Honey Hollow Elementary	70/67124-00-010	5/30/2019	\$ 1,251,446	TBD	TBD
Moreno Valley Unified	Riverside	North Ridge Elementary	70/67124-00-011	5/30/2019	\$ 1,251,446	TBD	TBD
Moreno Valley Unified	Riverside	Ridge Crest Elementary	70/67124-00-012	5/30/2019	\$ 834,298	TBD	TBD
Moreno Valley Unified	Riverside	Seneca Elementary	70/67124-00-013	5/30/2019	\$ 834,298	TBD	TBD
Moreno Valley Unified	Riverside	Serrano Elementary	70/67124-00-014	5/30/2019	\$ 834,298	TBD	TBD
Moreno Valley Unified	Riverside	Bear Valley Elementary	70/67124-00-015	5/30/2019	\$ 417,149	TBD	TBD
Moreno Valley Unified	Riverside	Cloverdale Elementary	70/67124-00-016	5/30/2019	\$ 417,149	TBD	TBD
Moreno Valley Unified	Riverside	Creekside Elementary	70/67124-00-017	5/30/2019	\$ 417,149	TBD	TBD
Moreno Valley Unified	Riverside	Hidden Springs Elementary	70/67124-00-018	5/30/2019	\$ 417,149	TBD	TBD
Nuview Union	Riverside	Valley View Elementary	70/67157-00-001	5/24/2019	\$ 841,758	TBD	TBD
Riverside Unified	Riverside	Highgrove Elementary	70/67215-00-001	5/14/2019	\$ 1,361,219	TBD	TBD
Riverside Unified	Riverside	Jefferson Elementary	70/67215-00-002	5/14/2019	\$ 1,668,595	TBD	TBD
Riverside Unified	Riverside	Madison Elementary	70/67215-00-003	5/15/2019	\$ 2,085,744	TBD	TBD
Riverside Unified	Riverside	Longfellow Elementary	70/67215-00-004	5/14/2019	\$ 2,085,744	TBD	TBD
Riverside Unified	Riverside	Monroe Elementary	70/67215-00-005	5/14/2019	\$ 2,085,744	TBD	TBD
Riverside Unified	Riverside	Adams Elementary	70/67215-00-006	5/14/2019	\$ 1,251,446	TBD	TBD
Riverside Unified	Riverside	Alcott Elementary	70/67215-00-007	5/14/2019	\$ 834,298	TBD	TBD
Riverside Unified	Riverside	Fremont Elementary	70/67215-00-008	5/14/2019	\$ 907,480	TBD	TBD
San Jacinto Unified	Riverside	San Jacinto Elementary	70/67249-00-001	5/24/2019	\$ 1,668,595	TBD	TBD
San Jacinto Unified	Riverside	Edward Hyatt Elementary	70/67249-00-002	5/24/2019	\$ 417,149	TBD	TBD
Robla Elementary	Sacramento	Bell Avenue Elementary	70/67421-00-004	5/9/2019	\$ 841,758	TBD	TBD
Robla Elementary	Sacramento	Glenwood Elementary	70/67421-00-005	5/9/2019	\$ 1,258,906	TBD	TBD
Robla Elementary	Sacramento	Taylor Street Elementary	70/67421-00-006	5/9/2019	\$ 841,758	TBD	TBD
Hollister	San Benito	Calaveras Elementary	70/67470-00-005	5/30/2019	\$ 1,668,595	TBD	TBD
Hollister	San Benito	Ro Hardin Elementary	70/67470-00-006	5/30/2019	\$ 1,668,595	TBD	TBD
Hollister	San Benito	Cabilan Hills Elementary/Hdla	70/67470-00-007	5/30/2019	\$ 2,085,744	TBD	TBD
Hollister	San Benito	Cerra Vista Elementary	70/67470-00-008	5/30/2019	\$ 2,085,744	TBD	TBD
Colton Joint Unified	San Bernardino	Mckinley Elementary	70/67686-00-001	5/30/2019	\$ 834,298	TBD	TBD
Colton Joint Unified	San Bernardino	Ruth Grimes Elementary	70/67686-00-002	5/30/2019	\$ 1,251,446	TBD	TBD
Colton Joint Unified	San Bernardino	Wilson Elementary	70/67686-00-003	5/30/2019	\$ 834,298	TBD	TBD
Colton Joint Unified	San Bernardino	Rogers Elementary	70/67686-00-004	5/30/2019	\$ 834,298	TBD	TBD
Colton Joint Unified	San Bernardino	Crestmore Elementary	70/67686-00-005	5/30/2019	\$ 417,149	TBD	TBD
Colton Joint Unified	San Bernardino	Zimmerman Elementary	70/67686-00-006	5/30/2019	\$ 417,149	TBD	TBD
Cucamonga Elementary	San Bernardino	Cucamonga Elementary	70/67694-00-001	5/22/2019	\$ 1,258,906	TBD	TBD
Fontana Unified	San Bernardino	Locust Elementary	70/67710-00-021	5/30/2019	\$ 417,149	TBD	TBD
Fontana Unified	San Bernardino	Primrose Elementary	70/67710-00-022	5/30/2019	\$ 834,298	TBD	TBD
Fontana Unified	San Bernardino	Dorothy Grant Elementary	70/67710-00-023	5/30/2019	\$ 417,149	TBD	TBD
Fontana Unified	San Bernardino	Hemlock Elementary	70/67710-00-024	5/30/2019	\$ 834,298	TBD	TBD
Fontana Unified	San Bernardino	Poplar Elementary	70/67710-00-025	5/30/2019	\$ 834,298	TBD	TBD
Fontana Unified	San Bernardino	Sierra Lakes Elementary	70/67710-00-026	5/30/2019	\$ 417,149	TBD	TBD
Fontana Unified	San Bernardino	Oleander Elementary	70/67710-00-027	5/30/2019	\$ 1,668,595	TBD	TBD
Fontana Unified	San Bernardino	Porter Elementary	70/67710-00-028	5/30/2019	\$ 1,251,446	TBD	TBD
Fontana Unified	San Bernardino	Beech Elementary	70/67710-00-029	5/30/2019	\$ 834,298	TBD	TBD
Fontana Unified	San Bernardino	Palmetto Elementary	70/67710-00-030	5/30/2019	\$ 1,251,446	TBD	TBD

Full-Day Kindergarten Facilities Grant Program  
- Workload as of April 30, 2021 -

District	County	Site Name	Application Number	OPSC Date Received	Estimated State Grant (a)	Financial Hardship (b)	Estimated SAB Date
Fontana Unified	San Bernardino	Date Elementary	70/67710-00-031	5/30/2019	\$ 1,251,446	TBD	TBD
Fontana Unified	San Bernardino	Randall Pepper Elementary	70/67710-00-032	5/30/2019	\$ 834,298	TBD	TBD
Fontana Unified	San Bernardino	Citrus Elementary	70/67710-00-033	5/30/2019	\$ 834,298	TBD	TBD
Fontana Unified	San Bernardino	Cypress Elementary	70/67710-00-034	5/30/2019	\$ 1,251,446	TBD	TBD
Fontana Unified	San Bernardino	Canyon Crest Elementary	70/67710-00-035	5/30/2019	\$ 834,298	TBD	TBD
Fontana Unified	San Bernardino	Live Oak Elementary	70/67710-00-036	5/30/2019	\$ 834,298	TBD	TBD
Fontana Unified	San Bernardino	West Randall Elementary	70/67710-00-037	5/30/2019	\$ 417,149	TBD	TBD
Fontana Unified	San Bernardino	N. Tamarind Elementary	70/67710-00-038	5/30/2019	\$ 417,149	TBD	TBD
Rialto Unified	San Bernardino	Lm Preston Elementary	70/67850-00-005	5/29/2019	\$ 417,149	TBD	TBD
Rialto Unified	San Bernardino	Trapp Elementary	70/67850-00-006	5/29/2019	\$ 417,149	TBD	TBD
Dehesa Elementary	San Diego	Dehesa Elementary	70/68049-00-002	5/15/2019	\$ 841,758	TBD	TBD
Escondido Union Elementary	San Diego	Orange Glen Elementary	70/68098-00-001	5/22/2019	\$ 1,251,446	TBD	TBD
Mountain Empire Unified	San Diego	Campo Elementary	70/68213-00-005	5/21/2019	\$ 834,298	TBD	TBD
Mountain Empire Unified	San Diego	Clover Flat Elementary	70/68213-00-006	5/21/2019	\$ 834,298	TBD	TBD
Mountain Empire Unified	San Diego	Potrero Elementary	70/68213-00-007	5/21/2019	\$ 834,298	TBD	TBD
Mountain Empire Unified	San Diego	Descanso Elementary	70/68213-00-008	5/21/2019	\$ 834,298	TBD	TBD
Santee Elementary	San Diego	Sycamore Canyon Elementary	70/68361-00-006	5/23/2019	\$ 1,258,906	TBD	TBD
Santee Elementary	San Diego	Pride Academy	70/68361-00-007	5/23/2019	\$ 1,258,906	TBD	TBD
Santee Elementary	San Diego	Carlton Hills Elementary	70/68361-00-008	5/23/2019	\$ 1,258,906	TBD	TBD
Santee Elementary	San Diego	Cajon Park Elementary	70/68361-00-009	5/23/2019	\$ 1,258,906	TBD	TBD
Lincoln Unified	San Joaquin	John R. Williams	70/68569-00-001	5/2/2019	\$ 417,149	TBD	TBD
Lincoln Unified	San Joaquin	Brookside Elementary	70/68569-00-002	5/2/2019	\$ 417,149	TBD	TBD
Lincoln Unified	San Joaquin	Don Riggio	70/68569-00-003	5/2/2019	\$ 417,149	TBD	TBD
Lucia Mar Unified	San Luis Obispo	Dorthea Lange Elementary	70/68759-00-003	5/1/2019	\$ 834,298	TBD	TBD
Lucia Mar Unified	San Luis Obispo	Dana Elementary	70/68759-00-004	5/1/2019	\$ 834,298	TBD	TBD
Lucia Mar Unified	San Luis Obispo	Shell Beach Elementary	70/68759-00-005	5/29/2019	\$ 834,298	TBD	TBD
College Elementary	Santa Barbara	College Elementary	70/69179-00-001	5/28/2019	\$ 424,609	TBD	TBD
Lompoc Unified	Santa Barbara	Arthur Hapgood Elementary	70/69229-00-001	5/24/2019	\$ 1,251,446	TBD	TBD
Lompoc Unified	Santa Barbara	La Canada Elementary	70/69229-00-002	5/24/2019	\$ 1,251,446	TBD	TBD
Lompoc Unified	Santa Barbara	Miguelito Elementary	70/69229-00-003	5/24/2019	\$ 1,251,446	TBD	TBD
Lompoc Unified	Santa Barbara	Leonora Fillmore Elementary	70/69229-00-004	5/24/2019	\$ 834,298	TBD	TBD
Lompoc Unified	Santa Barbara	Buena Vista Elementary	70/69229-00-005	5/24/2019	\$ 834,298	TBD	TBD
Lompoc Unified	Santa Barbara	Clarence Ruth Elementary	70/69229-00-006	5/24/2019	\$ 834,298	TBD	TBD
Lompoc Unified	Santa Barbara	La Honda Elementary	70/69229-00-007	5/24/2019	\$ 834,298	TBD	TBD
Lompoc Unified	Santa Barbara	Crestview Elementary	70/69229-00-008	5/24/2019	\$ 834,298	TBD	TBD
Lompoc Unified	Santa Barbara	Los Berros Elementary	70/69229-00-009	5/24/2019	\$ 834,298	TBD	TBD
Luther Burbank Elementary	Santa Clara	Luther Burbank Elementary	70/69542-00-002	5/9/2019	\$ 1,258,906	TBD	TBD
Morgan Hill Unified	Santa Clara	Nordstrom Elementary	70/69583-00-004	5/30/2019	\$ 2,085,744	TBD	TBD
Morgan Hill Unified	Santa Clara	Jackson Academy	70/69583-00-005	5/30/2019	\$ 1,251,446	TBD	TBD
Morgan Hill Unified	Santa Clara	San Martin/Gwinn Elementary	70/69583-00-006	5/30/2019	\$ 1,251,446	TBD	TBD
San Jose Unified	Santa Clara	Booksin Elementary	70/69666-00-001	5/7/2019	\$ 1,668,595	TBD	TBD
San Jose Unified	Santa Clara	Los Alamitos Elementary	70/69666-00-002	5/7/2019	\$ 1,251,446	TBD	TBD
Union Elementary	Santa Clara	Guadalupe Elementary	70/69708-00-001	5/30/2019	\$ 834,298	TBD	TBD
Pajaro Valley Unified	Santa Cruz	Hall District Elementary	70/69799-00-001	5/30/2019	\$ 1,251,446	TBD	TBD
Pajaro Valley Unified	Santa Cruz	Calabasas Elementary	70/69799-00-002	5/30/2019	\$ 2,085,744	TBD	TBD
Pajaro Valley Unified	Santa Cruz	Amesti Elementary	70/69799-00-003	5/30/2019	\$ 1,668,595	TBD	TBD
Pajaro Valley Unified	Santa Cruz	Starlight Elementary	70/69799-00-004	5/30/2019	\$ 2,085,744	TBD	TBD
Pajaro Valley Unified	Santa Cruz	Freedom Elementary	70/69799-00-005	5/30/2019	\$ 1,251,446	TBD	TBD
Pajaro Valley Unified	Santa Cruz	Ann Soldo Elementary	70/69799-00-006	5/30/2019	\$ 834,298	TBD	TBD
Pajaro Valley Unified	Santa Cruz	H.A. Hyde Elementary	70/69799-00-007	5/30/2019	\$ 1,251,446	TBD	TBD

Full-Day Kindergarten Facilities Grant Program  
- Workload as of April 30, 2021 -

District	County	Site Name	Application Number	OPSC Date Received	Estimated State Grant (a)	Financial Hardship (b)	Estimated SAB Date
Pajaro Valley Unified	Santa Cruz	Mar Vista Elementary	70/69799-00-008	5/30/2019	\$ 834,298	TBD	TBD
Pajaro Valley Unified	Santa Cruz	Radcliff Elementary	70/69799-00-009	5/30/2019	\$ 1,668,595	TBD	TBD
Pajaro Valley Unified	Santa Cruz	Mintie White Elementary	70/69799-00-010	5/30/2019	\$ 2,085,744	TBD	TBD
Pajaro Valley Unified	Santa Cruz	T.S. Macquiddy Elementary	70/69799-00-011	5/30/2019	\$ 1,251,446	TBD	TBD
Pajaro Valley Unified	Santa Cruz	Landmark Elementary	70/69799-00-012	5/30/2019	\$ 1,251,446	TBD	TBD
Pajaro Valley Unified	Santa Cruz	Bradley Elementary	70/69799-00-013	5/30/2019	\$ 1,251,446	TBD	TBD
Pajaro Valley Unified	Santa Cruz	Ohlone Elementary	70/69799-00-014	5/30/2019	\$ 417,149	TBD	TBD
Pajaro Valley Unified	Santa Cruz	Valencia Elementary	70/69799-00-015	5/30/2019	\$ 1,668,595	TBD	TBD
Pajaro Valley Unified	Santa Cruz	Rio Del Mar Elementary	70/69799-00-016	5/30/2019	\$ 834,298	TBD	TBD
Pajaro Valley Unified	Santa Cruz	Alianza Charter	70/69799-00-017	5/30/2019	\$ 1,668,595	TBD	TBD
Fairfield-Suisun Unified	Solano	Suisun Elementary	70/70540-00-003	5/2/2019	\$ 834,298	TBD	TBD
Fairfield-Suisun Unified	Solano	David Weir Elementary	70/70540-00-004	5/2/2019	\$ 417,149	TBD	TBD
Vacaville Unified	Solano	Edwin Markham Elementary	70/70573-00-002	5/2/2019	\$ 2,085,744	TBD	TBD
Ceres Unified	Stanislaus	Sam Vaughn Elementary	70/71043-00-002	5/23/2019	\$ 824,047	TBD	TBD
Cutler-Orosi Joint Unified	Tulare	Palm Elementary	70/71860-00-005	5/1/2019	\$ 2,502,893	TBD	TBD
Lindsay Unified	Tulare	Jefferson Elementary	70/71993-00-007	5/9/2019	\$ 834,298	TBD	TBD
Lindsay Unified	Tulare	Reagan Elementary	70/71993-00-008	5/9/2019	\$ 834,298	TBD	TBD
Lindsay Unified	Tulare	Kennedy Elementary	70/71993-00-009	5/9/2019	\$ 417,149	TBD	TBD
Sequoia Union Elementary	Tulare	Sequoia Elementary	70/72116-00-001	5/20/2019	\$ 841,758	TBD	TBD
Tulare City Elementary	Tulare	Roosevelt Elementary	70/72231-00-002	5/6/2019	\$ 2,510,353	TBD	TBD
Visalia Unified	Tulare	Goshen Elementary	70/72256-00-002	5/13/2019	\$ 1,676,055	TBD	TBD
Sonora Elementary	Toulumne	Sonora Elementary	70/72371-00-002	5/7/2019	\$ 824,048	TBD	TBD
Oxnard Elementary	Ventura	Marina West Elementary	70/72538-00-005	5/9/2019	\$ 2,085,744	TBD	TBD
Oxnard Elementary	Ventura	Rose Avenue Elementary	70/72538-00-006	5/9/2019	\$ 1,668,595	TBD	TBD
Oxnard Elementary	Ventura	Ramona Elementary	70/72538-00-007	5/9/2019	\$ 834,298	TBD	TBD
Oxnard Elementary	Ventura	Sierra Linda Elementary	70/72538-00-008	5/9/2019	\$ 2,502,893	TBD	TBD
Reef-Sunset Unified	Kings	Tamarack Elementary	70/73932-00-002	5/20/2019	\$ 1,668,595	TBD	TBD
Center Joint Unified	Sacramento	North Country Elementary	70/73973-00-006	5/9/2019	\$ 1,251,446	TBD	TBD
Center Joint Unified	Sacramento	Arthur Dudley Elementary	70/73973-00-007	5/9/2019	\$ 834,298	TBD	TBD
Center Joint Unified	Sacramento	Cyril Spinelli Elementary	70/73973-00-008	5/9/2019	\$ 834,298	TBD	TBD
Lake Elsinore Unified	Riverside	Railroad Canyon Elementary	70/75176-00-001	5/22/2019	\$ 1,648,095	TBD	TBD
Porterville Unified	Tulare	Santa Fe Elementary	70/75523-00-002	5/29/2019	\$ 1,676,055	TBD	TBD
Santa Barbara Unified	Santa Barbara	Adams Elementary	70/76786-00-002	5/9/2019	\$ 1,251,446	TBD	TBD
Santa Barbara Unified	Santa Barbara	Harding University Partnership	70/76786-00-003	5/9/2019	\$ 1,251,446	TBD	TBD
Upper Lake Unified	Lake	Upper Lake Elementary	70/76976-00-002	5/9/2019	\$ 1,258,906	TBD	TBD
Kelseyville Unified	Lake	Kelseyville Elementary	71/64014-00-002	5/23/2019	\$ 806,528	TBD	TBD
Los Nietos Elementary	Los Angeles	Nelson Elementary	71/64758-00-002	5/29/2019	\$ 359,828	TBD	TBD
Sulphur Springs Union	Los Angeles	Valley View Community	71/65045-00-001	5/9/2019	\$ 711,700	TBD	TBD
Whittier City	Los Angeles	Phelan Elementary	71/65110-00-003	5/13/2019	\$ 355,850	TBD	TBD
Whittier City	Los Angeles	Jackson Elementary	71/65110-00-004	5/13/2019	\$ 242,393	TBD	TBD
Whittier City	Los Angeles	Mill Elementary	71/65110-00-005	5/13/2019	\$ 121,196	TBD	TBD
Livingston Union	Merced	Campus Park Elementary	71/65748-00-001	5/30/2019	\$ 359,828	TBD	TBD
Livingston Union	Merced	Selma Herndon Elementary	71/65748-00-002	5/30/2019	\$ 893,603	TBD	TBD
Ocean View Elementary	Orange	Westmont Elementary	71/66613-00-001	5/13/2019	\$ 177,925	TBD	TBD
Ocean View Elementary	Orange	College View Elementary	71/66613-00-002	5/13/2019	\$ 177,925	TBD	TBD
Santa Ana Unified	Orange	Romero-Cruz Academy	71/66670-00-020	5/1/2019	\$ 242,393	TBD	TBD
Santa Ana Unified	Orange	George Washington Carver Elementary	71/66670-00-021	5/1/2019	\$ 242,393	TBD	TBD
Santa Ana Unified	Orange	Thomas Jefferson Elementary	71/66670-00-022	5/1/2019	\$ 363,589	TBD	TBD
Santa Ana Unified	Orange	Andrew Jackson Elementary	71/66670-00-023	5/1/2019	\$ 686,450	TBD	TBD
Santa Ana Unified	Orange	Martin R. Heninger Elementary	71/66670-00-024	5/1/2019	\$ 363,589	TBD	TBD

Full-Day Kindergarten Facilities Grant Program  
 - Workload as of April 30, 2021 -

District	County	Site Name	Application Number	OPSC Date Received	Estimated State Grant (a)	Financial Hardship (b)	Estimated SAB Date
Santa Ana Unified	Orange	John Adams Elementary	71/66670-00-025	5/1/2019	\$ 242,393	TBD	TBD
Santa Ana Unified	Orange	John Muir Fundamental Elementary	71/66670-00-026	5/1/2019	\$ 363,589	TBD	TBD
Santa Ana Unified	Orange	Santiago Elementary	71/66670-00-027	5/1/2019	\$ 533,775	TBD	TBD
Santa Ana Unified	Orange	John C. Fremont Elementary	71/66670-00-028	5/1/2019	\$ 121,196	TBD	TBD
Santa Ana Unified	Orange	Heroes Elementary	71/66670-00-029	5/1/2019	\$ 121,196	TBD	TBD
Santa Ana Unified	Orange	John F. Kennedy Elementary	71/66670-00-030	5/1/2019	\$ 484,785	TBD	TBD
Santa Ana Unified	Orange	James Madison Elementary	71/66670-00-031	5/1/2019	\$ 1,245,475	TBD	TBD
Santa Ana Unified	Orange	Glenn L. Martin Elementary	71/66670-00-032	5/1/2019	\$ 484,785	TBD	TBD
Santa Ana Unified	Orange	William Howard Taft Elementary	71/66670-00-033	5/1/2019	\$ 121,196	TBD	TBD
Santa Ana Unified	Orange	Wallace R. Davis Elementary	71/66670-00-034	5/1/2019	\$ 355,850	TBD	TBD
Santa Ana Unified	Orange	Diamond Elementary	71/66670-00-035	5/1/2019	\$ 355,850	TBD	TBD
Santa Ana Unified	Orange	Carl Harvey Elementary	71/66670-00-036	5/1/2019	\$ 121,196	TBD	TBD
Santa Ana Unified	Orange	Herbert Hoover Elementary	71/66670-00-037	5/1/2019	\$ 121,196	TBD	TBD
Santa Ana Unified	Orange	James Russell Elementary	71/66670-00-038	5/1/2019	\$ 605,981	TBD	TBD
Santa Ana Unified	Orange	James Monroe Elementary	71/66670-00-039	5/1/2019	\$ 121,196	TBD	TBD
Centralia Elementary	Orange	Danbrook Elementary	71/66742-00-002	5/9/2019	\$ 711,700	TBD	TBD
Moreno Valley Unified	Riverside	Butterfield Elementary	71/67124-00-007	5/30/2019	\$ 242,393	TBD	TBD
Moreno Valley Unified	Riverside	Bear Valley Elementary	71/67124-00-008	5/30/2019	\$ 363,589	TBD	TBD
Moreno Valley Unified	Riverside	Cloverdale Elementary	71/67124-00-009	5/30/2019	\$ 363,589	TBD	TBD
Moreno Valley Unified	Riverside	Creekside Elementary	71/67124-00-010	5/30/2019	\$ 363,589	TBD	TBD
Moreno Valley Unified	Riverside	Hidden Springs Elementary	71/67124-00-011	5/30/2019	\$ 242,393	TBD	TBD
Riverside Unified	Riverside	Harrison Elementary	71/67215-00-001	5/15/2019	\$ 242,393	TBD	TBD
Riverside Unified	Riverside	Jackson Elementary	71/67215-00-002	5/14/2019	\$ 242,393	TBD	TBD
Colton Joint Unified	San Bernardino	Crestmore Elementary	71/67686-00-001	5/30/2019	\$ 533,775	TBD	TBD
Colton Joint Unified	San Bernardino	Zimmerman Elementary	71/67686-00-002	5/30/2019	\$ 533,775	TBD	TBD
Fontana Unified	San Bernardino	Locust Elementary	71/67710-00-012	5/30/2019	\$ 242,393	TBD	TBD
Fontana Unified	San Bernardino	Primrose Elementary	71/67710-00-013	5/30/2019	\$ 242,393	TBD	TBD
Fontana Unified	San Bernardino	Juniper Elementary	71/67710-00-014	5/30/2019	\$ 355,850	TBD	TBD
Fontana Unified	San Bernardino	Tokay Elementary	71/67710-00-016	5/30/2019	\$ 355,850	TBD	TBD
Fontana Unified	San Bernardino	Randall Pepper Elementary	71/67710-00-017	5/30/2019	\$ 242,393	TBD	TBD
Fontana Unified	San Bernardino	South Tamarind Elementary	71/67710-00-018	5/30/2019	\$ 533,775	TBD	TBD
Fontana Unified	San Bernardino	Chaparral Elementary	71/67710-00-019	5/30/2019	\$ 121,196	TBD	TBD
Fontana Unified	San Bernardino	Shadow Hills Elementary	71/67710-00-020	5/30/2019	\$ 121,196	TBD	TBD
Fontana Unified	San Bernardino	Maple Elementary	71/67710-00-021	5/30/2019	\$ 533,775	TBD	TBD
Fontana Unified	San Bernardino	Almond Elementary	71/67710-00-022	5/30/2019	\$ 121,196	TBD	TBD
Fontana Unified	San Bernardino	Oak Park Elementary	71/67710-00-015	5/30/2019	\$ 121,196	TBD	TBD
Rialto Unified	San Bernardino	Lm Preston Elementary	71/67850-00-008	5/29/2019	\$ 355,850	TBD	TBD
Rialto Unified	San Bernardino	Morgan Elementary	71/67850-00-009	5/29/2019	\$ 363,589	TBD	TBD
Rialto Unified	San Bernardino	Morris Elementary	71/67850-00-010	5/29/2019	\$ 242,393	TBD	TBD
Rialto Unified	San Bernardino	Dollahan Elementary	71/67850-00-011	5/29/2019	\$ 242,393	TBD	TBD
Rialto Unified	San Bernardino	J.C. Boyd Elementary	71/67850-00-012	5/29/2019	\$ 242,393	TBD	TBD
Rialto Unified	San Bernardino	Dunn Elementary	71/67850-00-013	5/29/2019	\$ 121,196	TBD	TBD
Santee Elementary	San Diego	Hill Creek Elementary	71/68361-00-008	5/23/2019	\$ 359,828	TBD	TBD
Banta Elementary	San Joaquin	Banta Elementary	71/68486-00-001	5/29/2019	\$ 181,903	TBD	TBD
Banta Elementary	San Joaquin	Nextgeneration Steam Academy	71/68486-00-002	5/29/2019	\$ 164,488	TBD	TBD
Lincoln Unified	San Joaquin	John R. Williams	71/68569-00-001	5/3/2019	\$ 177,925	TBD	TBD
Lincoln Unified	San Joaquin	Tully C. Knoles	71/68569-00-002	5/2/2019	\$ 121,196	TBD	TBD
Lincoln Unified	San Joaquin	Claudia Landeen	71/68569-00-003	5/2/2019	\$ 242,393	TBD	TBD
Lincoln Unified	San Joaquin	Colonial Heights	71/68569-00-004	5/2/2019	\$ 121,196	TBD	TBD
Lincoln Unified	San Joaquin	Mable Barron	71/68569-00-005	5/2/2019	\$ 121,196	TBD	TBD

Full-Day Kindergarten Facilities Grant Program  
 - Workload as of April 30, 2021 -

District	County	Site Name	Application Number	OPSC Date Received	Estimated State Grant (a)	Financial Hardship (b)	Estimated SAB Date
Morgan Hill Unified	Santa Clara	El Toro Elementary	71/69583-00-006	5/30/2019	\$ 363,589	TBD	TBD
Morgan Hill Unified	Santa Clara	Los Paseos Elementary	71/69583-00-007	5/30/2019	\$ 484,785	TBD	TBD
Morgan Hill Unified	Santa Clara	Paradise Valley Elementary	71/69583-00-008	5/30/2019	\$ 242,393	TBD	TBD
Morgan Hill Unified	Santa Clara	Pa Walsh Elementary	71/69583-00-009	5/30/2019	\$ 484,785	TBD	TBD
Morgan Hill Unified	Santa Clara	Barrett Elementary	71/69583-00-010	5/30/2019	\$ 121,196	TBD	TBD
Strathmore Union Elementary	Tulare	Strathmore Elementary	71/72157-00-001	5/13/2019	\$ 164,488	TBD	TBD
Sunnyside Union Elementary	Tulare	Sunnyside Elementary	71/72181-00-001	5/20/2019	\$ 164,488	TBD	TBD
Compton Unified	Los Angeles	Martin Luther King Elementary	71/73437-00-001	5/29/2019	\$ 363,589	TBD	TBD

Summary of Full-Day Kindergarten Facilities Grant Program	
	Total (in Dollars)
<b>New Construction</b>	<b>\$ 271,646,042</b>
<b>Retrofit</b>	<b>\$ 23,782,903</b>
<b>Full-Day Kindergarten Total</b>	<b>\$ 295,428,945</b>

\* Full-Day Kindergarten Facilities Grant Program applications received by OPSC for the May 2019 Filing Round. OPSC has not yet reviewed the total grant requested and the total number of projects may exceed available expenditure authority. Placement on this list does not confirm funding.

## **INFORMATION ITEM**

### **SCHOOL FACILITY PROGRAM APPLICATIONS RECEIVED BEYOND BOND AUTHORITY LIST (as of April 30, 2021)**

The applications on this list represent School Facility Program (SFP) New Construction and Modernization projects in date order received that were received on or after September 13, 2018 through April 30, 2021. These applications have been received, but not reviewed, by the Office of Public School Construction (OPSC). This list is presented to the State Allocation Board for acknowledgement, but not approval pursuant to SFP Regulation Section 1859.95.1.

Published monthly in the SAB Agenda.

This report is also on the [OPSC Website](http://www.dgs.ca.gov/opsc) at:  
[www.dgs.ca.gov/opsc](http://www.dgs.ca.gov/opsc)



SFP APPLICATIONS  
New Construction Acknowledged Applications Received Past Existing Authority as of April 30, 2021

District	County	Site Name	DSA Number	50-04 Date Received	Estimated State Grant (a)	Estimated Financial Hardship (b)
Imperial County Office of Education	Imperial	La Paloma Middle	04-116828	09/14/18	\$ 1,442,651	\$ 1,442,651
Winters Joint Unified	Yolo	Winters High	02-115475	09/14/18	\$ 2,188,077	\$ -
Plaza Elementary	Glenn	Plaza Elementary	02-116764	09/18/18	\$ 2,672,913	\$ 2,672,913
Gustine Unified	Merced	Gustine High	02-116135	09/19/18	\$ 4,814,849	\$ 4,814,849
Corona-Norco Unified	Riverside	Roosevelt High	04-115480	09/21/18	\$ 15,085,368	\$ -
Round Valley Unified	Mendocino	Round Valley High	01-117277	09/24/18	\$ 2,353,745	\$ 2,353,745
Live Oak Unified	Sutter	Live Oak Middle	02-116511	09/24/18	\$ 1,776,402	\$ -
Corona-Norco Unified	Riverside	Garretson Elementary	04-115277	10/01/18	\$ 3,682,897	\$ -
Lammersville Joint Unified	San Joaquin	Cordes Elementary	02-116707	10/04/18	\$ 14,117,100	\$ -
San Benito High	San Benito	San Benito High	01-117136	10/08/18	\$ 6,418,818	\$ -
Fairfield-Suisun Unified	Solano	E Ruth Sheldon Academy of Innovative Learning	02-116436	10/10/18	\$ 1,574,262	\$ -
Grossmont Union High	San Diego	Granite Hills High	04-116776	10/12/18	\$ 966,051	\$ -
El Centro Elementary	Imperial	Harding Elementary	04-117257	10/15/18	\$ 1,656,420	\$ -
Wasco Union Elementary	Kern	James A Forrest Elementary	03-117605	10/15/18	\$ 11,839,197	\$ 11,839,197
Alview-Dairyland Union Elementary	Madera	Alview Elementary	Site/Design	10/16/18	\$ 122,877	\$ 122,877
Alview-Dairyland Union Elementary	Madera	Dairyland Elementary	Site/Design	10/16/18	\$ 122,877	\$ 122,877
Kings River Union Elementary	Tulare	Kings River Elementary	Site/Design	10/16/18	\$ 1,869,396	\$ 1,869,396
Fremont Union High	Santa Clara	Homestead High	01-116560	10/23/18	\$ 3,185,692	\$ -
Fremont Unified	Alameda	G M Walters Junior High	01-115744	10/24/18	\$ 7,741,378	\$ -
Grossmont Union High	San Diego	El Capitan High	04-116979	10/25/18	\$ 2,379,500	\$ -
Corning Union High	Tehama	Corning High	02-116489	10/26/18	\$ 3,546,223	\$ -
Castro Valley Unified	Alameda	Castro Valley High	01-116720	10/29/18	\$ 1,380,830	\$ -
Castro Valley Unified	Alameda	Castro Valley High	01-116816	10/29/18	\$ 1,625,897	\$ -
Grossmont Union High	San Diego	Monte Vista High	04-116978	10/29/18	\$ 1,536,016	\$ -
West Park Elementary	Fresno	West Park Elementary	02-116848	10/30/18	\$ 3,948,406	\$ 3,948,406
Campbell Union High	Santa Clara	Leigh High	01-117171	10/30/18	\$ 4,203,090	\$ -
Central Union High	Imperial	Central Union High	04-116825	10/31/18	\$ 11,738,874	\$ 11,738,874
Pajaro Valley Unified	Santa Cruz	Pajaro Valley High	01-116514	10/31/18	\$ 1,905,424	\$ -
Fairfield-Suisun Unified	Solano	E Ruth Sheldon Academy of Innovative Learning	02-116436	10/31/18	\$ 4,711,065	\$ -
Fresno County Office of Education	Fresno	Selma High	02-116799	11/06/18	\$ 295,279	\$ -
Jurupa Unified	Riverside	West Riverside Elementary	04-115786	11/09/18	\$ 4,338,436	\$ -
Sunnyside Union Elementary	Tulare	Sunnyside Elementary	Site/Design	11/14/18	\$ 4,562,914	\$ 4,562,914
Santa Maria-Bonita	Santa Barbara	Measure T Elementary	03-118839	11/16/18	\$ 11,229,282	\$ -
Williams Unified	Colusa	Williams Elementary	Site/Design	11/19/18	\$ 867,525	\$ 867,525
Williams Unified	Colusa	Williams High	Site/Design	11/19/18	\$ 1,429,051	\$ 1,429,051
Pierce Joint Unified	Colusa	Arbuckle Elementary	02-116802	11/20/18	\$ 1,941,453	\$ -
Los Angeles Unified	Los Angeles	International Studies Learning Center	03-117730	11/26/18	\$ 8,212,769	\$ -
William S. Hart Union High	Los Angeles	William S Hart High	03-118530	11/29/18	\$ 9,813,917	\$ -
Oxnard	Ventura	Seabridge Elementary	03-118672	12/07/18	\$ 13,517,344	\$ -
Oxnard	Ventura	Seabridge Elementary	03-118672	12/07/18	\$ 786,556	\$ -
Porterville Unified	Tulare	Porterville Military Academy	02-115851	12/07/18	\$ 2,092,468	\$ -
Arvin Union	Kern	Bear Mountain Elementary	03-119081	12/14/18	\$ 3,118,320	\$ -
Meadows Union Elementary	Imperial	Meadows Elementary	04-116690	12/20/18	\$ 2,874,742	\$ -
Blochman Union Elementary	Santa Barbara	Benjamin Foxen Elementary	03-119221	12/21/18	\$ 1,308,316	\$ -
Sanger Unified	Fresno	Washington Academic Middle	02-117046	12/24/18	\$ 560,664	\$ -
Etiwanda Elementary	San Bernardino	John L Golden Elementary	04-116718	01/15/19	\$ 1,331,474	\$ -
Tulare Joint Union High	Tulare	Tulare Union High	02-116884	01/15/19	\$ 4,426,098	\$ -

SFP APPLICATIONS  
New Construction Acknowledged Applications Received Past Existing Authority as of April 30, 2021

District	County	Site Name	DSA Number	50-04 Date Received	Estimated State Grant (a)	Estimated Financial Hardship (b)
Lemoore Union High	Kings	Lemoore High	02-116535	01/18/19	\$ 5,710,055	\$ -
South Pasadena Unified	Los Angeles	South Pasadena Senior High	03-117509	01/18/19	\$ 1,814,372	\$ -
South Pasadena Unified	Los Angeles	South Pasadena Senior High	03-118006	01/18/19	\$ 478,063	\$ -
Etiwanda Elementary	San Bernardino	David W Long Elementary	04-117113	01/18/19	\$ 1,296,904	\$ -
Hope Elementary	Tulare	Hope Elementary	Site/Design	01/18/19	\$ 885,316	\$ 885,316
Kings Canyon Joint Unified	Fresno	Reedley Middle College High	02-115465	01/28/19	\$ 3,851,979	\$ -
Etiwanda Elementary	San Bernardino	Caryn Elementary	04-117369	02/12/19	\$ 1,366,064	\$ -
Hanford Elementary	Kings	Lincoln Elementary	02-117050	02/27/19	\$ 1,641,316	\$ -
Ceres Unified	Stanislaus	Caswell Elementary	02-116128	02/27/19	\$ 1,519,834	\$ -
Ceres Unified	Stanislaus	Caswell Elementary	02-116128	02/27/19	\$ 714,666	\$ -
Sanger Unified	Fresno	Sanger High	02-117029	03/12/19	\$ 453,990	\$ -
Huntington Beach City Elementary	Orange	Ethel Dwyer Middle	04-116716	03/13/19	\$ 1,602,035	\$ -
Elk Grove Unified	Sacramento	Pleasant Grove High	02-116618	03/14/19	\$ 1,089,046	\$ -
William S. Hart Union High	Los Angeles	Sierra Vista Junior High	03-117759	03/19/19	\$ 3,277,471	\$ -
Robla Elementary	Sacramento	Taylor Street Elementary	02-116689	03/19/19	\$ 1,493,548	\$ -
Sonora Elementary	Tuolumne	Sonora Elementary	02-114452	03/19/19	\$ 1,799,125	\$ -
Soquel Union Elementary	Santa Cruz	New Brighton Middle	01-117113	03/21/19	\$ 1,199,142	\$ -
Pittsburg Unified	Contra Costa	Parkside Elementary	01-117089	03/28/19	\$ 3,724,122	\$ -
Panama-Buena Vista Union	Kern	Panama Elementary	03-118288	04/02/19	\$ 8,150,119	\$ -
Soquel Union Elementary	Santa Cruz	Santa Cruz Gardens Elementary	01-117493	04/02/19	\$ 1,400,353	\$ -
Riverside Unified	Riverside	Harrison Elementary	04-117796	04/04/19	\$ 1,936,737	\$ -
Riverside Unified	Riverside	Jefferson Elementary	04-117816	04/05/19	\$ 2,518,888	\$ -
Capistrano Unified	Orange	Aliso Niguel High	04-117480	04/10/19	\$ 3,773,236	\$ -
Capistrano Unified	Orange	Newhart Middle	04-117479	04/10/19	\$ 4,318,962	\$ -
Riverside Unified	Riverside	Highgrove Elementary	04-117600	04/12/19	\$ 4,568,978	\$ -
Long Beach Unified	Los Angeles	Eunice Sato Academy of Math & Science	03-118586	04/15/19	\$ 8,094,645	\$ -
Riverside Unified	Riverside	Madison Elementary	04-117805	04/18/19	\$ 2,934,170	\$ -
Grossmont Union High	San Diego	Santana High	04-116449	04/19/19	\$ 2,172,279	\$ -
Walnut Valley Unified	Los Angeles	Collegewood Elementary	03-118931	04/24/19	\$ 4,680,284	\$ -
Freshwater Elementary	Humboldt	Freshwater Elementary	Site/Design	04/30/19	\$ 159,972	\$ 159,972
Escalon Unified	San Joaquin	Dent Elementary	02-116870	05/03/19	\$ 4,671,640	\$ -
Fairfield-Suisun Unified	Solano	Suisun Valley Elementary	02-116558	05/08/19	\$ 1,308,175	\$ -
San Joaquin County Office of Education	San Joaquin	John J McFall Elementary	Site/Design	06/13/19	\$ 495,038	\$ 495,038
Rocklin Unified	Placer	Rocklin High	02-117520	06/13/19	\$ 1,031,421	\$ -
Walnut Valley Unified	Los Angeles	Diamond Bar High	03-119137	06/14/19	\$ 1,923,950	\$ -
Piedmont City Unified	Alameda	Piedmont High	01-117533	06/18/19	\$ 7,223,659	\$ -
Porterville Unified	Tulare	Monache High	02-115643	06/25/19	\$ 7,475,880	\$ -
Stockton Unified	San Joaquin	Rio Calaveras Elementary	02-117206	06/26/19	\$ 1,481,638	\$ -
Yuba County Office of Education	Yuba	Virginia School @ Yuba College	02-117118	07/16/19	\$ 656,120	\$ 656,120
Yuba County Office of Education	Yuba	Virginia School @ Yuba College	02-117118	07/16/19	\$ 239,918	\$ 239,918
Los Banos Unified	Merced	San Luis High	02-117464	07/18/19	\$ 634,177	\$ -
Long Beach Unified	Los Angeles	Millikan High	03-118323	07/22/19	\$ 7,648,691	\$ -
Sanger Unified	Fresno	Madison Elementary	02-117601	07/29/19	\$ 365,374	\$ -
Fremont Unified	Alameda	John M Horner Junior High	01-116600	08/02/19	\$ 11,743,315	\$ -
Palm Springs Unified	Riverside	Desert Hot Springs High	04-117776	08/02/19	\$ 1,237,991	\$ -
Palm Springs Unified	Riverside	Desert Hot Springs High	04-117464	08/02/19	\$ 1,558,238	\$ -
Los Banos Unified	Merced	Volta Elementary	02-117560	08/09/19	\$ 640,355	\$ -

SFP APPLICATIONS  
New Construction Acknowledged Applications Received Past Existing Authority as of April 30, 2021

District	County	Site Name	DSA Number	50-04 Date Received	Estimated State Grant (a)	Estimated Financial Hardship (b)
Campbell Union High	Santa Clara	Branham High	01-117117	08/09/19	\$ 6,914,835	\$ -
Hesperia Unified	San Bernardino	Topaz Preparatory Academy	04-117777	08/09/19	\$ 685,886	\$ -
Sanger Unified	Fresno	John S Wash Elementary	02-117663	08/12/19	\$ 368,316	\$ -
Kern High	Kern	Vista Continuation High	03-119958	08/12/19	\$ 276,267	\$ -
Traver Joint Elementary	Tulare	Traver Elementary	Site/Design	08/14/19	\$ 419,767	\$ 419,767
Kern County Office of Education	Kern	Aurora Program School	03-119202	08/16/19	\$ 5,391,482	\$ -
Clovis Unified	Fresno	Clovis East High	02-117406	08/16/19	\$ 493,373	\$ -
Clovis Unified	Fresno	Reagan Elementary	02-117413	08/16/19	\$ 191,459	\$ -
Clovis Unified	Fresno	James S Fugman Elementary	02-117412	08/16/19	\$ 230,687	\$ -
Clovis Unified	Fresno	Roger S Orazo Elementary	02-117414	08/16/19	\$ 387,058	\$ -
Ventura Unified	Ventura	Mound Elementary	03-119844	08/20/19	\$ 514,427	\$ -
Las Virgenes Unified	Los Angeles	Lupin Hill Elementary	03-119279	08/21/19	\$ 798,316	\$ -
Western Placer Unified	Placer	Twelve Bridges High	02-116896	08/22/19	\$ 36,763,875	\$ -
Fremont Unified	Alameda	Washington High	01-117422	08/27/19	\$ 4,885,235	\$ -
Elk Grove Unified	Sacramento	James Rutter Middle School	02-117160	08/28/19	\$ 3,141,303	\$ -
Riverside Unified	Riverside	Magnolia Elementary	04-117814	08/29/19	\$ 3,558,595	\$ -
Folsom Cordova Unified	Sacramento	Mangini Ranch Elementary	02-117008	09/04/19	\$ 11,069,618	\$ -
Western Placer Unified	Placer	Scott Leaman Elementary	02-117173	09/16/19	\$ 12,794,910	\$ -
Fountain Valley	Orange	Masuda Middle	04-118487	09/17/19	\$ 1,085,890	\$ -
Riverside Unified	Riverside	Adams Elementary	04-118175	09/19/19	\$ 2,440,522	\$ -
Ballico-Cressey Elementary	Merced	Ballico Elementary	02-116471	09/24/19	\$ 2,778,665	\$ -
Saugus Union Elementary	Los Angeles	Plum Canyon Elementary	03-119335	09/26/19	\$ 1,389,799	\$ -
Oxnard Elementary	Ventura	Rose Avenue Elementary	03-119284	10/11/19	\$ 10,743,903	\$ 10,743,903
Poway Unified	San Diego	Oak Valley Middle	04-117958	10/16/19	\$ 3,018,181	\$ -
Rocklin Unified	Placer	Ruhkala Elementary	02-117477	10/17/19	\$ 3,108,505	\$ -
Lake Elsinore Unified	Riverside	Alberhill Elementary	04-117782	10/18/19	\$ 12,267,331	\$ -
North Cow Creek Elementary	Shasta	North Cow Creek Elementary	Site/Design	10/25/19	\$ 121,970	\$ 121,970
El Centro Elementary	Imperial	De Anza Magnet	04-117804	10/30/19	\$ 2,800,536	\$ -
Maple Elementary	Kern	Maple Elementary	Site/Design	10/30/19	\$ 385,052	\$ 385,052
Standard Elementary	Kern	Standard Elementary	03-119797	10/31/19	\$ 4,665,935	\$ -
Madera Unified	Madera	Concurrent Enrollment Middle	02-117204	10/31/19	\$ 4,134,537	\$ -
Tustin Unified	Orange	Legacy Magnet Academy	04-116856	11/07/19	\$ 31,899,239	\$ -
Riverside Unified	Riverside	Jackson Elementary	04-117815	11/15/19	\$ 3,059,678	\$ -
Chowchilla Elementary	Madera	Wilson Middle	02-116477	12/03/19	\$ 723,007	\$ -
Riverside Unified	Riverside	University Heights Middle	04-117674	12/06/19	\$ 2,699,011	\$ -
Dublin Unified	Alameda	Dublin High	01-117208	12/18/19	\$ 6,412,551	\$ -
Riverside Unified	Riverside	King (Martin Luther Jr.) High	04-117852	01/06/20	\$ 514,585	\$ -
Napa Valley Unified	Napa	River Charter	01-117207	01/10/20	\$ 4,042,028	\$ -
Corona-Norco Unified	Riverside	Jefferson Elementary	04-118005	01/15/20	\$ 4,797,972	\$ -
Murrieta Valley Unified	Riverside	Murrieta Mesa High	04-118451	01/24/20	\$ 5,113,657	\$ -
Fountain Valley Elementary	Orange	Fulton (Harry C) Middle	04-118883	02/14/20	\$ 1,061,790	\$ -
Natomas Unified	Sacramento	Paso Verde	02-117126	02/18/20	\$ 20,495,845	\$ -
Irvine Unified	Orange	Heritage Field K-8	04-118047	02/20/20	\$ 47,744,919	\$ -
Albany City Unified	Alameda	Albany High	01-117541	02/21/20	\$ 4,370,747	\$ -
Martinez Unified	Contra Costa	John Muir Elementary	01-118033	02/24/20	\$ 4,662,545	\$ -
Salinas Union High	Monterey	Dolores Huerta Middle	01-117098	03/02/20	\$ 21,431,900	\$ -
Stockton Unified	San Joaquin	Valentine Peyton Elementary	02-117686	03/26/20	\$ 1,508,086	\$ -

SFP APPLICATIONS  
New Construction Acknowledged Applications Received Past Existing Authority as of April 30, 2021

District	County	Site Name	DSA Number	50-04 Date Received	Estimated State Grant (a)	Estimated Financial Hardship (b)
Mendota Unified	Fresno	Mendota Junior High	02-117492	04/13/20	\$ 1,338,852	\$ -
Mendota Unified	Fresno	Mendota High	02-117755	04/13/20	\$ 74,948	\$ -
Mendota Unified	Fresno	Mendota High	02-117755	04/13/20	\$ 74,948	\$ -
Mendota Unified	Fresno	Mendota High	02-117755	04/13/20	\$ 74,948	\$ -
Humboldt County Office of Education	Humboldt	Glen W Paul School for PH	Site/Design	04/21/20	\$ 251,906	\$ 251,906
Piedmont City Unified	Alameda	Piedmont High	02-117533	04/27/20	\$ 1,131,739	\$ -
Chico Unified	Butte	Emma Wilson Elementary	02-117226	06/04/20	\$ 1,249,142	\$ -
Anaheim Elementary	Orange	Sunkist Elementary	04-117365	06/05/20	\$ 1,656,567	\$ -
Brentwood Union Elementary	Contra Costa	Edna Hill Middle	01-118117	06/22/20	\$ 3,049,013	\$ -
Western Placer Unified	Placer	Glen Edwards Middle	02-117099	06/22/20	\$ 4,044,855	\$ -
Calexico Unified	Imperial	Calexico High	04-117965	07/01/20	\$ 14,875,281	\$ -
Sacramento County Office of Education	Sacramento	Gerber Jr/Sr High	02-117923	07/13/20	\$ 4,088,732	\$ 4,088,732
Roseville City Elementary	Placer	WD-60 Elementary	02-117873	07/13/20	\$ 13,679,371	\$ -
Tulare City	Tulare	Wilson Elementary	02-118021	07/17/20	\$ 1,065,892	\$ -
Menifee Union Elementary	Riverside	Harvest Hill STEAM Academy	04-117851	07/29/20	\$ 8,032,135	\$ -
Stockton Unified	San Joaquin	Flora Arca Mata Elementary	02-117130	07/31/20	\$ 14,545,299	\$ -
Clovis Unified	Fresno	Young Elementary	02-116820	08/05/20	\$ 13,566,990	\$ -
Lucerne Elementary	Lake	Lucerne Elementary	01-117840	08/06/20	\$ 1,854,086	\$ 1,854,086
Kern High	Kern	Vista West Continuation High	03-119975	08/07/20	\$ 1,361,899	\$ -
Menifee Union Elementary	Riverside	Menifee Valley Middle	04-118479	08/07/20	\$ 13,500,853	\$ -
Kings Canyon Joint Unified	Fresno	Reedley High	02-117349	08/12/20	\$ 1,387,920	\$ -
Sanger Unified	Fresno	Fairmont Elementary	02-118341	08/17/20	\$ 283,582	\$ -
Kern High	Kern	Stockdale High	03-119974	08/20/20	\$ 1,222,217	\$ -
Kern High	Kern	Highland High	03-120842	08/20/20	\$ 1,015,239	\$ -
Alameda Unified	Alameda	Encinal Junior/Senior High	01-117611	08/26/20	\$ 3,465,835	\$ -
Banta Elementary	San Joaquin	NextGeneration STEAM Academy	02-117674	08/27/20	\$ 3,873,152	\$ -
Knights Ferry Elementary	Stanislaus	Knights Ferry Elementary	02-118085	08/28/20	\$ 830,572	\$ 830,572
Lemoore Union Elementary	Kings	Freedom Elementary	02-117745	09/11/20	\$ 9,100,949	\$ -
Natomas Unified	Sacramento	American Lakes Elementary	02-117838	09/14/20	\$ 4,100,810	\$ -
Jurupa Unified	Riverside	Rubidoux High	04-118923	09/24/20	\$ 1,912,855	\$ -
Kings River-Hardwick Union Elementary	Kings	Kings River-Hardwick Elementary	02-117438	09/30/20	\$ 8,751,298	\$ 8,751,298
Jacoby Creek Elementary	Humboldt	Jacoby Creek Elementary	01-117353	10/02/20	\$ 4,311,564	\$ 4,311,564
Escondido Union	San Diego	Orange Glen Elementary	04-117054	10/02/20	\$ 1,556,375	\$ -
Morgan Hill Unified	Santa Clara	Jackson Academy of Music and Math	01-118503	10/12/20	\$ 3,396,908	\$ -
Placentia-Yorba Linda Unified	Orange	Glenview Elementary	04-119246	10/14/20	\$ 410,469	\$ -
Golden Valley Unified	Madera	Stone Creek Elementary	02-117213	10/16/20	\$ 10,963,665	\$ -
South Fork Union	Kern	South Fork Elementary	Site/Design	10/20/20	\$ 195,623	\$ 195,623
Garfield Elementary	Humboldt	Garfield Elementary	Site/Design	10/23/20	\$ 187,236	\$ 187,236
Imperial Unified	Imperial	Imperial High	04-117603	10/26/20	\$ 1,701,452	\$ -
Sonoma County Office of Education	Sonoma	El Colegio	01-118443	10/29/20	\$ 915,626	\$ -
Temecula Valley Unified	Riverside	STEAM Academy K-8	04-118490	10/29/20	\$ 8,625,543	\$ -
Lodi Unified	San Joaquin	Tokay High	02-117806	11/16/20	\$ 9,155,946	\$ -
Liberty Elementary	Tulare	Liberty Elementary	02-118322	11/16/20	\$ 427,203	\$ -
Millville Elementary	Shasta	Millville Elementary	Site/Design	11/18/20	\$ 728,813	\$ 728,813
Vacaville Unified	Solano	Edwin Markham Elementary	02-117505	11/19/20	\$ 5,451,185	\$ -
Lake Elsinore Unified	Riverside	Railroad Canyon Elementary	04-119156	11/23/20	\$ 899,927	\$ -
Murrieta Valley Unified	Riverside	Murrieta Canyon Academy	04-118896	11/24/20	\$ 8,054,742	\$ -

SFP APPLICATIONS

New Construction Acknowledged Applications Received Past Existing Authority as of April 30, 2021

District	County	Site Name	DSA Number	50-04 Date Received	Estimated State Grant (a)	Estimated Financial Hardship (b)
Liberty Elementary	Tulare	Liberty Elementary	02-117777	11/30/20	\$ 3,528,693	\$ -
Turlock Unified	Stanislaus	Turlock High	02-117484	12/01/20	\$ 4,622,896	\$ -
Alvina Elementary	Fresno	Alvina Elementary Charter	Site/Design	12/09/20	\$ 359,209	\$ 359,209
Kings Canyon Joint Unified	Fresno	Reedley High	02-117613	01/07/21	\$ 1,609,610	\$ -
Hemet Unified	Riverside	Winchester Elementary	04-118115	01/11/21	\$ 3,650,360	\$ -
Chaffey Joint Union High	San Bernardino	Etiwanda High	04-117824	01/11/21	\$ 5,955,938	\$ -
Jurupa Unified	Riverside	Jurupa Middle	04-118208	01/29/21	\$ 3,500,478	\$ -
Lassen View Union Elementary	Tehama	Lassen View Elementary	Site/Design	02/03/21	\$ 1,046,170	\$ 1,046,170
Escondido Union	San Diego	Del Dios Academy of Arts and Sciences	04-118541	02/04/21	\$ 6,600,729	\$ -
Menifee Union Elementary	Riverside	Chester W Morrison Elementary	04-119095	02/12/21	\$ 1,262,376	\$ -
Sulphur Springs Union	Los Angeles	Sulphur Springs Community Elementary	03-120270	02/25/21	\$ 4,833,303	\$ -
Tracy Joint Unified	San Joaquin	North Elementary	02-117324	02/25/21	\$ 3,051,846	\$ -
Novato Unified	Marin	San Marin High	01-117833	02/26/21	\$ 2,747,397	\$ -
Novato Unified	Marin	Novato High	01-117947	02/26/21	\$ 845,651	\$ -
Livermore Valley Joint Unified	Alameda	East Avenue Middle	01-117875	03/01/21	\$ 3,840,483	\$ -
Downey Unified	Los Angeles	Griffiths (Gordon) Middle	03-119094	03/02/21	\$ 6,244,126	\$ -
Fairfield-Suisun Unified	Solano	Mary Bird Early Childhood Education Center	02-118059	03/11/21	\$ 1,576,330	\$ -
Downey Unified	Los Angeles	Sussman (Edward A.) Middle	03-119235	03/19/21	\$ 6,978,954	\$ -
Roseville Joint Union High	Placer	West Park High	02-118062	03/23/21	\$ 21,175,459	\$ -
Downey Unified	Los Angeles	Griffiths (Gordon) Middle	03-119094	03/25/21	\$ 8,937,895	\$ -
Downey Unified	Los Angeles	Sussman (Edward A.) Middle	03-119235	03/25/21	\$ 6,814,000	\$ -
Downey Unified	Los Angeles	Sussman (Edward A.) Middle	03-119235	03/25/21	\$ 8,176,800	\$ -
Natomas Unified	Sacramento	Bannon Creek	02-117840	03/26/21	\$ 1,343,394	\$ -
Natomas Unified	Sacramento	Jefferson Elementary	02-117839	03/26/21	\$ 5,212,918	\$ -
Hesperia Unified	San Bernardino	Joshua Circle Elementary	04-118715	03/31/21	\$ 716,491	\$ -
Hesperia Unified	San Bernardino	Krystal School of Science, Math & Technology	04-118716	03/31/21	\$ 716,491	\$ -
Riverside Unified	Riverside	Monroe Elementary	04-118403	04/01/21	\$ 3,192,154	\$ -
Rio Elementary	Ventura	Rio del Sol	03-117021	04/02/21	\$ 3,856,500	\$ -
Fresno Unified	Fresno	Ericson Elementary	02-116766	04/05/21	\$ 1,008,917	\$ -
Irvine Unified	Orange	Turtle Rock Elementary	04-118628	04/07/21	\$ 1,392,870	\$ -
McFarland Unified	Kern	McFarland High	03-120232	04/16/21	\$ 4,745,947	\$ -

Summary of Received-Exceeds for New Construction Funding		Total (in Dollars)
<b>Subtotal of Estimated State Grant (Column F)</b>		\$ 942,626,496
<b>Subtotal of Estimated Financial Hardship (Column G)</b>		\$ 84,497,540
<b>Total of Estimated State Grant and Financial Hardship</b>		<b>\$ 1,027,124,035</b>

SFP APPLICATIONS  
Modernization Acknowledged Applications Received Past Existing Authority as of April 30, 2021

District	County	Site Name	DSA Number	50-04 Date Received	Estimated State Grant (a)	Estimated Financial Hardship (b)
Moreno Valley Unified	Riverside	Moreno Valley High	57/67124-00-012	03/01/19	\$ 7,827,616	\$ -
Atascadero Unified	San Luis Obispo	Atascadero High	57/68700-00-010	03/01/19	\$ 7,108,925	\$ -
Los Angeles Unified	Los Angeles	One Hundred Thirty-Fifth Street Elementary	57/64733-33-022	03/04/19	\$ 2,209,982	\$ -
Garden Grove Unified	Orange	Excelsior Elementary	57/66522-00-094	03/04/19	\$ 422,067	\$ -
Franklin-McKinley Elementary	Santa Clara	Santee Elementary	57/69450-00-014	03/04/19	\$ 519,956	\$ -
Fresno Unified	Fresno	Slater Elementary	57/62166-00-144	03/05/19	\$ 5,193,147	\$ -
Stockton Unified	San Joaquin	Edison High	57/68676-00-041	03/06/19	\$ 944,567	\$ -
Temecula Valley Unified	Riverside	Vail Ranch Middle	57/75192-00-017	03/06/19	\$ 5,073,700	\$ -
Los Angeles Unified	Los Angeles	Thomas A Edison Middle	57/64733-00-722	03/07/19	\$ 9,317,708	\$ -
Garden Grove Unified	Orange	Genevieve M Crosby Elementary	57/66522-00-095	03/08/19	\$ 887,314	\$ -
Garden Grove Unified	Orange	Alamitos Intermediate	57/66522-00-096	03/08/19	\$ 319,123	\$ -
Atascadero Unified	San Luis Obispo	Fine Arts Academy	57/68700-00-011	03/08/19	\$ 1,152,837	\$ -
Los Angeles Unified	Los Angeles	David Starr Jordan Senior High	57/64733-68-009	03/11/19	\$ 3,876,338	\$ -
Visalia Unified	Tulare	Redwood High	57/72256-00-030	03/13/19	\$ 1,463,385	\$ -
Reef-Sunset Unified	Kings	Kettleman City Elementary	57/73932-00-011	03/13/19	\$ 1,028,235	\$ 685,490
Culver City Unified	Los Angeles	El Marino Elementary	57/64444-00-016	03/15/19	\$ 741,980	\$ -
Fountain Valley Elementary	Orange	Courreges (Roch) Elementary	57/66498-00-016	03/18/19	\$ 608,684	\$ -
Fountain Valley Elementary	Orange	Fulton (Harry C) Middle	57/66498-00-017	03/18/19	\$ 2,686,984	\$ -
Robla Elementary	Sacramento	Taylor Street Elementary	57/67421-00-003	03/19/19	\$ 2,097,086	\$ -
Moreno Valley Unified	Riverside	Sunnymead Middle	57/67124-00-013	03/20/19	\$ 6,321,857	\$ -
Sonora Elementary	Tuolumne	Sonora Elementary	57/72371-00-006	03/20/19	\$ 1,993,496	\$ -
Santa Paula Unified	Ventura	Isbell Middle	57/76828-00-003	03/20/19	\$ 5,947,976	\$ -
Williams Unified	Colusa	Williams Junior Senior High	57/61622-00-001	03/21/19	\$ 3,405,269	\$ 2,270,179
Novato Unified	Marin	San Jose Middle	57/65417-00-022	03/21/19	\$ 1,326,577	\$ -
Soquel Union Elementary	Santa Cruz	Capitola Elementary	57/69849-00-009	03/21/19	\$ 1,293,610	\$ -
Soquel Union Elementary	Santa Cruz	Capitola Elementary	57/69849-00-010	03/21/19	\$ 3,326,753	\$ -
Glendale Unified	Los Angeles	Crescenta Valley High	57/64568-00-048	03/22/19	\$ 4,988,862	\$ -
Pope Valley Union Elementary	Napa	Pope Valley Elementary	57/66282-00-001	03/22/19	\$ 322,239	\$ -
Fairfield-Suisun Unified	Solano	Suisun Valley Elementary	57/70540-00-023	03/25/19	\$ 2,430,878	\$ -
Azusa Unified	Los Angeles	Center Middle	57/64279-00-022	03/27/19	\$ 2,285,349	\$ -
Azusa Unified	Los Angeles	Charles H Lee Elementary	57/64279-00-023	03/27/19	\$ 6,076,635	\$ -
Pittsburg Unified	Contra Costa	Parkside Elementary	57/61788-00-010	03/28/19	\$ 2,120,250	\$ -
South Fork Union	Kern	South Fork Elementary	57/63784-00-001	04/02/19	\$ 191,565	\$ 127,710
Los Angeles Unified	Los Angeles	George K Porter Middle	57/64733-00-723	04/02/19	\$ 7,598,046	\$ -
Chowchilla Elementary	Madera	Merle L Fuller Elementary	57/65193-00-002	04/02/19	\$ 2,416,860	\$ -
Huntington Beach City Elementary	Orange	S A Moffett Elementary	57/66530-00-021	04/02/19	\$ 424,168	\$ -
Tahoe-Truckee Unified	Placer	Tahoe Truckee High	57/66944-00-019	04/02/19	\$ 3,467,947	\$ -
Soquel Union Elementary	Santa Cruz	Main Street Elementary	57/69849-00-011	04/02/19	\$ 2,095,486	\$ -
Templeton Unified	San Luis Obispo	Templeton Elementary	57/68841-00-004	04/03/19	\$ 1,957,550	\$ -
Armona Union Elementary	Kings	Armona Elementary	57/63875-00-002	04/04/19	\$ 2,854,069	\$ 1,902,713
Riverside Unified	Riverside	Harrison Elementary	57/67215-00-037	04/04/19	\$ 1,458,062	\$ -
Temecula Valley Unified	Riverside	Helen Hunt Jackson Elementary	57/75192-00-018	04/04/19	\$ 1,522,390	\$ -
Riverside Unified	Riverside	Jefferson Elementary	57/67215-00-038	04/05/19	\$ 1,110,222	\$ -
Fresno Unified	Fresno	Florence E Rata	57/62166-00-145	04/08/19	\$ 819,553	\$ -
Guerneville Elementary	Sonoma	Guerneville Elementary	57/70722-00-002	04/08/19	\$ 421,564	\$ -
Moreno Valley Unified	Riverside	Palm Middle	57/67124-00-014	04/09/19	\$ 6,732,139	\$ -
Downey Unified	Los Angeles	Downey High	57/64451-00-033	04/11/19	\$ 18,649,535	\$ -

SFP APPLICATIONS  
Modernization Acknowledged Applications Received Past Existing Authority as of April 30, 2021

District	County	Site Name	DSA Number	50-04 Date Received	Estimated State Grant (a)	Estimated Financial Hardship (b)
Downey Unified	Los Angeles	Old River Elementary	57/64451-00-034	04/11/19	\$ 467,316	\$ -
Downey Unified	Los Angeles	Unsworth (Edith) Elementary	57/64451-00-035	04/11/19	\$ 1,821,033	\$ -
Santa Paula Unified	Ventura	Blanchard Elementary	57/76828-00-004	04/12/19	\$ 647,211	\$ -
Fremont Unified	Alameda	Mission Valley Elementary	57/61176-00-053	04/15/19	\$ 1,367,183	\$ -
Riverside Unified	Riverside	Sunshine Special Education	57/67215-00-039	04/15/19	\$ 303,327	\$ -
Fremont Unified	Alameda	Oliveira Elementary	57/61176-00-054	04/16/19	\$ 2,381,856	\$ -
Kelseyville Unified	Lake	Kelseyville Elementary	57/64014-00-003	04/17/19	\$ 2,020,798	\$ 1,347,199
Azusa Unified	Los Angeles	Paramount Elementary	57/64279-00-024	04/17/19	\$ 2,097,086	\$ -
Riverside Unified	Riverside	Madison Elementary	57/67215-00-040	04/18/19	\$ 2,213,564	\$ -
Richgrove Elementary	Tulare	Richgrove Elementary	57/72082-00-003	04/18/19	\$ 1,293,545	\$ 862,363
Moreno Valley Unified	Riverside	Seneca Elementary	57/67124-00-015	04/23/19	\$ 2,519,257	\$ -
Moreno Valley Unified	Riverside	Butterfield Elementary	57/67124-00-016	04/23/19	\$ 4,465,560	\$ -
Duarte Unified	Los Angeles	Maxwell Academy (PK-8)	57/64469-00-015	04/24/19	\$ 1,196,426	\$ -
Hermosa Beach City Elementary	Los Angeles	North Elementary	57/64600-00-009	04/24/19	\$ 2,762,013	\$ -
Grossmont Union High	San Diego	West Hills High	57/68130-00-035	04/24/19	\$ 1,903,755	\$ -
San Rafael City Elementary	Marin	Venetia Valley K-8	57/65458-00-016	04/25/19	\$ 880,542	\$ -
Capistrano Unified	Orange	Harold Ambuehl Elementary	57/66464-00-023	04/25/19	\$ 3,674,147	\$ -
Simi Valley Unified	Ventura	Royal High	57/72603-00-034	04/25/19	\$ 1,090,764	\$ -
Parlier Unified	Fresno	Mathew J Brletic Elementary	57/62364-00-007	04/30/19	\$ 318,346	\$ 212,231
Parlier Unified	Fresno	Cesar E Chavez Elementary	57/62364-00-008	04/30/19	\$ 148,376	\$ 98,917
Parlier Unified	Fresno	John C Martinez Elementary	57/62364-00-009	04/30/19	\$ 341,334	\$ 227,556
Parlier Unified	Fresno	Parlier High	57/62364-00-010	04/30/19	\$ 366,567	\$ 244,378
Parlier Unified	Fresno	Parlier Junior High	57/62364-00-011	04/30/19	\$ 159,149	\$ 106,099
Parlier Unified	Fresno	San Joaquin Valley High	57/62364-00-012	04/30/19	\$ 70,419	\$ 46,946
Santa Ana Unified	Orange	Wallace R Davis Elementary	57/66670-00-060	05/01/19	\$ 1,431,326	\$ -
Santa Ana Unified	Orange	Martin R Heninger Elementary	57/66670-00-061	05/01/19	\$ 1,709,223	\$ -
Orange Unified	Orange	Villa Park High	57/66621-00-057	05/02/19	\$ 14,189,194	\$ -
Cupertino Union	Santa Clara	William Faria Elementary	57/69419-00-031	05/02/19	\$ 2,277,380	\$ -
Cupertino Union	Santa Clara	Abraham Lincoln Elementary	57/69419-00-032	05/02/19	\$ 1,935,966	\$ -
Cupertino Union	Santa Clara	Dwight D Eisenhower Elementary	57/69419-00-033	05/02/19	\$ 982,152	\$ -
Cupertino Union	Santa Clara	Chester W Nimitz Elementary	57/69419-00-034	05/02/19	\$ 534,543	\$ -
Center Joint Unified	Sacramento	North Country Elementary	57/73973-00-005	05/02/19	\$ 3,124,267	\$ 2,082,845
Ontario-Montclair	San Bernardino	Elderberry Elementary	57/67819-00-035	05/03/19	\$ 551,893	\$ -
Ontario-Montclair	San Bernardino	Corona Elementary	57/67819-00-036	05/03/19	\$ 568,368	\$ -
Escalon Unified	San Joaquin	Dent Elementary	57/68502-00-004	05/03/19	\$ 5,066,054	\$ -
Whittier City Elementary	Los Angeles	Wallen L Andrews Elementary	57/65110-00-015	05/06/19	\$ 2,226,525	\$ -
Ontario-Montclair	San Bernardino	Del Norte Elementary	57/67819-00-037	05/06/19	\$ 636,744	\$ -
Ontario-Montclair	San Bernardino	Vernon Middle	57/67819-00-038	05/06/19	\$ 307,389	\$ -
Templeton Unified	San Luis Obispo	Templeton High	57/68841-00-005	05/06/19	\$ 3,459,192	\$ -
Mesa Union Elementary	Ventura	Mesa Elementary	57/72470-00-002	05/06/19	\$ 220,709	\$ 147,140
Azusa Unified	Los Angeles	Henry Dalton Elementary	57/64279-00-025	05/07/19	\$ 629,912	\$ -
Mountain View Elementary	Los Angeles	Cogswell Elementary	57/64816-00-009	05/07/19	\$ 5,784,370	\$ -
Mountain View Elementary	Los Angeles	Monte Vista Elementary	57/64816-00-010	05/07/19	\$ 5,959,609	\$ -
Mountain View Elementary	Los Angeles	Charles T Kranz Intermediate	57/64816-00-011	05/07/19	\$ 7,017,104	\$ -
Mountain View Elementary	Los Angeles	Miramonte Elementary	57/64816-00-012	05/07/19	\$ 3,115,962	\$ -
Mountain View Elementary	Los Angeles	Miramonte Elementary	57/64816-00-013	05/07/19	\$ 2,793,804	\$ -
Riverside Unified	Riverside	Sierra Middle	57/67215-00-041	05/08/19	\$ 98,997	\$ -

SFP APPLICATIONS  
Modernization Acknowledged Applications Received Past Existing Authority as of April 30, 2021

District	County	Site Name	DSA Number	50-04 Date Received	Estimated State Grant (a)	Estimated Financial Hardship (b)
Redding Elementary	Shasta	Manzanita Elementary	57/70110-00-007	05/08/19	\$ 705,100	\$ -
Grossmont Union High	San Diego	El Capitan High	57/68130-00-036	05/09/19	\$ 155,309	\$ -
Templeton Unified	San Luis Obispo	Templeton High	57/68841-00-006	05/09/19	\$ 1,467,363	\$ -
Edison Elementary	Kern	Orangewood Elementary	57/63438-00-005	05/10/19	\$ 740,114	\$ 493,409
Paramount Unified	Los Angeles	Lakewood Elementary	57/64873-00-012	05/15/19	\$ 2,643,486	\$ -
Folsom-Cordova Unified	Sacramento	Theodore Judah Elementary	57/67330-00-007	05/16/19	\$ 1,638,194	\$ -
Capistrano Unified	Orange	Palisades Elementary	57/66464-00-024	05/20/19	\$ 3,509,415	\$ -
Saddleback Valley Unified	Orange	Lake Forest Elementary	57/73635-00-041	05/20/19	\$ 4,906,308	\$ -
Coachella Valley Unified	Riverside	Palm View Elementary	57/73676-00-006	05/20/19	\$ 2,729,876	\$ -
El Tejon Unified	Kern	Frazier Park Elementary	57/75168-00-001	05/20/19	\$ 234,941	\$ 156,627
El Tejon Unified	Kern	Frazier Mountain High	57/75168-00-002	05/20/19	\$ 253,703	\$ 169,135
El Tejon Unified	Kern	El Tejon Elementary	57/75168-00-003	05/20/19	\$ 194,246	\$ 129,498
Island Union Elementary	Kings	Island Elementary	57/63933-00-002	05/23/19	\$ 252,264	\$ 168,176
Downey Unified	Los Angeles	Lewis (Ed C) Elementary	57/64451-00-036	05/23/19	\$ 1,209,734	\$ -
Novato Unified	Marin	Loma Verde Elementary	57/65417-00-023	05/23/19	\$ 472,056	\$ -
Novato Unified	Marin	Lynwood Elementary	57/65417-00-024	05/23/19	\$ 1,184,380	\$ -
Folsom-Cordova Unified	Sacramento	Folsom Hills Elementary	57/67330-00-008	05/23/19	\$ 3,060,565	\$ -
Oxnard	Ventura	Christa McAuliffe Elementary	57/72538-00-031	05/29/19	\$ 119,762	\$ -
Greenfield Union Elementary	Monterey	Vista Verde Middle	57/66035-00-004	05/31/19	\$ 174,974	\$ 116,649
Greenfield Union Elementary	Monterey	Mary Chapa Academy	57/66035-00-005	05/31/19	\$ 342,363	\$ 228,242
Greenfield Union Elementary	Monterey	Oak Avenue Elementary	57/66035-00-006	05/31/19	\$ 235,195	\$ 156,797
Capistrano Unified	Orange	Aliso Niguel High	57/66464-00-025	05/31/19	\$ 2,455,487	\$ -
Santa Ynez Valley Union High	Santa Barbara	Santa Ynez Valley Union High	57/69328-00-003	05/31/19	\$ 1,583,921	\$ -
Tustin Unified	Orange	C C Lambert Elementary	57/73643-00-023	05/31/19	\$ 563,209	\$ -
Tustin Unified	Orange	C E Utt Middle	57/73643-00-024	05/31/19	\$ 1,823,626	\$ -
Tustin Unified	Orange	Robert Heideman Elementary	57/73643-00-025	05/31/19	\$ 921,615	\$ -
Tustin Unified	Orange	Tustin High	57/73643-00-026	05/31/19	\$ 2,301,359	\$ -
Tustin Unified	Orange	Tustin High	57/73643-00-027	05/31/19	\$ 2,301,359	\$ -
Manhattan Beach Unified	Los Angeles	Pacific Elementary	57/75333-00-008	05/31/19	\$ 2,064,634	\$ -
Manhattan Beach Unified	Los Angeles	Mira Costa High	57/75333-00-009	05/31/19	\$ 1,769,028	\$ -
Placer Union High	Placer	Colfax High	57/66894-00-013	06/04/19	\$ 1,471,979	\$ -
Placer Union High	Placer	Placer High	57/66894-00-014	06/04/19	\$ 3,804,717	\$ -
Freshwater Elementary	Humboldt	Freshwater Elementary	57/62828-00-002	06/05/19	\$ 415,960	\$ 277,307
San Jose Unified	Santa Clara	Willow Glen Elementary	57/69666-00-049	06/05/19	\$ 1,651,049	\$ -
Irvine Unified	Orange	Lakeside Middle	57/73650-00-034	06/06/19	\$ 435,346	\$ -
Irvine Unified	Orange	Bonita Canyon Elementary	57/73650-00-035	06/06/19	\$ 152,715	\$ -
Irvine Unified	Orange	Greentree Elementary	57/73650-00-036	06/06/19	\$ 249,055	\$ -
John Swett Unified	Contra Costa	John Swett High	57/61697-00-004	06/11/19	\$ 3,398,076	\$ -
Newport-Mesa Unified	Orange	Harbor View Elementary	57/66597-00-047	06/12/19	\$ 2,603,395	\$ -
Newport-Mesa Unified	Orange	Maude B Davis Elementary	57/66597-00-048	06/12/19	\$ 1,087,192	\$ -
Santa Barbara Unified	Santa Barbara	Washington Elementary	57/76786-00-013	06/12/19	\$ 760,269	\$ -
Santa Barbara Unified	Santa Barbara	Cleveland Elementary	57/76786-00-014	06/12/19	\$ 860,420	\$ -
San Joaquin County Office of Education	San Joaquin	John J McFall Elementary	57/10397-00-005	06/13/19	\$ 496,086	\$ 330,724
Yuba County Office of Education	Yuba	Virginia School	57/10587-00-006	06/13/19	\$ 282,975	\$ 188,650
Whittier City Elementary	Los Angeles	Orange Grove Elementary	57/65110-00-016	06/13/19	\$ 1,689,998	\$ -
Norris Elementary	Kern	Olive Drive Elementary	57/63693-00-002	06/14/19	\$ 2,343,802	\$ -
San Francisco Unified	San Francisco	Washington (George) High	57/68478-63-006	06/14/19	\$ 16,508,360	\$ -



SFP APPLICATIONS  
Modernization Acknowledged Applications Received Past Existing Authority as of April 30, 2021

District	County	Site Name	DSA Number	50-04 Date Received	Estimated State Grant (a)	Estimated Financial Hardship (b)
Piedmont City Unified	Alameda	Piedmont High	57/61275-00-006	06/18/19	\$ 2,058,582	\$ -
San Jose Unified	Santa Clara	Peter Burnett Middle	57/69666-00-050	06/18/19	\$ 1,177,524	\$ -
San Jose Unified	Santa Clara	Willow Glen Middle	57/69666-00-051	06/18/19	\$ 1,256,733	\$ -
Santa Ana Unified	Orange	Walker Elementary	57/66670-00-062	06/19/19	\$ 2,465,677	\$ -
Santa Ana Unified	Orange	Cesar E Chavez High	57/66670-00-063	06/19/19	\$ 1,141,119	\$ -
Santa Ana Unified	Orange	Pio Pico Elementary	57/66670-00-064	06/19/19	\$ 2,116,589	\$ -
Elk Grove Unified	Sacramento	Sheldon High	57/67314-00-035	06/19/19	\$ 3,424,572	\$ -
Newport-Mesa Unified	Orange	Estancia High	57/66597-00-049	06/21/19	\$ 2,220,906	\$ -
Newport-Mesa Unified	Orange	Heinz Kaiser Elementary	57/66597-00-050	06/21/19	\$ 1,742,838	\$ -
Tustin Unified	Orange	Foothill High	57/73643-00-028	06/24/19	\$ 1,730,669	\$ -
Yuba County Office of Education	Yuba	Anna Bell Karr	57/10587-00-002	06/25/19	\$ 195,789	\$ 130,526
San Ramon Valley Unified	Contra Costa	Twin Creeks Elementary	57/61804-00-043	06/25/19	\$ 716,811	\$ -
Kings Canyon Joint Unified	Fresno	Great Western Elementary	57/62265-00-027	06/25/19	\$ 2,240,181	\$ -
Whittier City Elementary	Los Angeles	Lou Henry Hoover Elementary	57/65110-00-017	06/26/19	\$ 2,910,388	\$ -
San Marcos Unified	San Diego	Alvin M Dunn Elementary	57/73791-00-010	06/26/19	\$ 1,013,632	\$ -
Garden Grove Unified	Orange	Faylane Elementary	57/66522-00-097	06/27/19	\$ 337,455	\$ -
Garden Grove Unified	Orange	Riverdale Elementary	57/66522-00-098	06/27/19	\$ 715,239	\$ -
Garden Grove Unified	Orange	Parkview Elementary	57/66522-00-099	06/27/19	\$ 535,442	\$ -
Garden Grove Unified	Orange	R F Hazard Elementary	57/66522-00-100	06/27/19	\$ 138,941	\$ -
Garden Grove Unified	Orange	Donald S Jordan Intermediate	57/66522-00-101	06/27/19	\$ 257,453	\$ -
Monterey Peninsula Unified	Monterey	Monterey High	57/66092-00-032	06/28/19	\$ 1,847,583	\$ -
Eureka City Schools	Humboldt	Lincoln Elementary	57/75515-00-012	06/28/19	\$ 2,151,390	\$ -
San Francisco Unified	San Francisco	Lafayette Elementary	57/68478-63-007	07/01/19	\$ 1,746,645	\$ -
San Ramon Valley Unified	Contra Costa	Sycamore Valley Elementary	57/61804-00-044	07/02/19	\$ 3,098,753	\$ -
Davis Joint Unified	Yolo	Ralph Waldo Emerson Junior High	57/72678-00-019	07/03/19	\$ 1,957,608	\$ -
Santa Barbara Unified	Santa Barbara	Santa Barbara Junior High	57/76786-00-015	07/03/19	\$ 5,836,750	\$ -
Moreno Valley Unified	Riverside	Serrano Elementary	57/67124-00-017	07/11/19	\$ 3,284,803	\$ 2,189,869
Moreno Valley Unified	Riverside	Hidden Springs Elementary	57/67124-00-018	07/11/19	\$ 1,277,989	\$ 851,993
Moreno Valley Unified	Riverside	Hendrick Ranch Elementary	57/67124-00-019	07/11/19	\$ 1,818,818	\$ 1,212,545
Moreno Valley Unified	Riverside	Cloverdale Elementary	57/67124-00-020	07/11/19	\$ 3,815,272	\$ 2,543,515
Moreno Valley Unified	Riverside	Bear Valley Elementary	57/67124-00-021	07/11/19	\$ 4,476,071	\$ 2,984,047
Moreno Valley Unified	Riverside	Mountain View Middle	57/67124-00-022	07/11/19	\$ 6,770,235	\$ 4,513,490
Moreno Valley Unified	Riverside	Honey Hollow Elementary	57/67124-00-023	07/11/19	\$ 3,141,216	\$ 2,094,144
Moreno Valley Unified	Riverside	Ridge Crest Elementary	57/67124-00-024	07/11/19	\$ 2,695,299	\$ 1,796,866
Yuba County Office of Education	Yuba	Virginia School	57/10587-00-005	07/19/19	\$ 843,714	\$ 562,476
Placer Union High	Placer	Del Oro High	57/66894-00-015	07/19/19	\$ 3,939,831	\$ -
Azusa Unified	Los Angeles	Charles H Lee Elementary	57/64279-00-026	07/22/19	\$ 2,799,664	\$ -
Azusa Unified	Los Angeles	Gladstone High	57/64279-00-027	07/22/19	\$ 867,640	\$ -
Galt Joint Union Elementary	Sacramento	Vernon E Greer Elementary	57/67348-00-004	07/22/19	\$ 2,249,078	\$ -
Washington Unified	Yolo	Elkhorn Village Elementary	57/72694-00-018	07/23/19	\$ 1,425,135	\$ -
San Jose Unified	Santa Clara	Leland High	57/69666-00-052	07/26/19	\$ 2,172,167	\$ -
Montague Elementary	Siskiyou	Montague Elementary	57/70417-00-002	07/26/19	\$ 1,221,836	\$ 814,557
Tulare County Office of Education	Tulare	LB Hill Learning Cntr	57/10546-00-007	08/02/19	\$ 1,360,110	\$ 906,740
Fremont Unified	Alameda	John M Horner Junior High	57/61176-00-055	08/02/19	\$ 3,154,754	\$ -
San Francisco Unified	San Francisco	Milk (Harvey) Civil Rights Elementary	57/68478-27-002	08/05/19	\$ 1,059,695	\$ -
Novato Unified	Marin	San Marin High	57/65417-00-025	08/07/19	\$ 756,041	\$ -
Redwood City Elementary	San Mateo	John F Kennedy Middle	57/69005-00-007	08/08/19	\$ 3,277,173	\$ -

SFP APPLICATIONS  
Modernization Acknowledged Applications Received Past Existing Authority as of April 30, 2021

District	County	Site Name	DSA Number	50-04 Date Received	Estimated State Grant (a)	Estimated Financial Hardship (b)
Los Angeles Unified	Los Angeles	Audubon Middle	57/64733-00-724	08/09/19	\$ 2,245,921	\$ -
Los Angeles Unified	Los Angeles	Tenth Street Elementary	57/64733-00-725	08/09/19	\$ 2,319,140	\$ -
Roseville Joint Union High	Placer	Granite Bay High	57/66928-00-006	08/09/19	\$ 2,784,623	\$ -
Roseville Joint Union High	Placer	Oakmont High	57/66928-00-007	08/09/19	\$ 3,192,270	\$ -
Monson-Sultana Joint Union Elementary	Tulare	Monson-Sultana Elementary	57/72009-00-003	08/09/19	\$ 905,713	\$ -
Culver City Unified	Los Angeles	La Ballona Elementary	57/64444-00-017	08/12/19	\$ 448,287	\$ -
Novato Unified	Marin	Novato High	57/65417-00-026	08/12/19	\$ 1,432,028	\$ -
Corona-Norco Unified	Riverside	Norco Intermediate	57/67033-00-022	08/12/19	\$ 812,816	\$ -
Stockton Unified	San Joaquin	Cleveland Elementary	57/68676-00-042	08/12/19	\$ 3,874,216	\$ -
Moreno Valley Unified	Riverside	Canyon Springs High	57/67124-00-025	08/13/19	\$ 15,244,687	\$ -
Orange Unified	Orange	Canyon High	57/66621-00-058	08/14/19	\$ 7,032,986	\$ -
Kern High	Kern	Bakersfield High	57/63529-00-012	08/16/19	\$ 13,705,939	\$ -
Tahoe-Truckee Unified	Placer	Sierra Expeditionary Learning	57/66944-00-020	08/16/19	\$ 1,146,384	\$ -
Los Angeles Unified	Los Angeles	Sixty-Eight Street Elementary	57/64733-00-726	08/19/19	\$ 1,690,286	\$ -
Whittier City Elementary	Los Angeles	Mill Elementary	57/65110-00-018	08/19/19	\$ 1,393,200	\$ -
Grass Valley Elementary	Nevada	Grass Valley Charter	57/66332-00-003	08/19/19	\$ 2,556,209	\$ -
Grass Valley Elementary	Nevada	Margaret G Scotten Elementary	57/66332-00-004	08/19/19	\$ 2,476,211	\$ -
Los Nietos	Los Angeles	Aeolian Elementary	57/64758-00-006	08/23/19	\$ 2,812,991	\$ -
Elk Grove Unified	Sacramento	Joseph Kerr Middle	57/67314-00-036	08/23/19	\$ 2,188,989	\$ -
Lucia Mar Unified	San Luis Obispo	Oceano Elementary	57/68759-00-017	08/26/19	\$ 1,690,526	\$ -
Lucia Mar Unified	San Luis Obispo	Mesa Middle	57/68759-00-018	08/26/19	\$ 2,934,810	\$ -
Moraga Elementary	Contra Costa	Camino Pablo Elementary	57/61747-00-004	08/26/19	\$ 701,440	\$ -
Le Grand Union	Merced	Le Grand Elementary	57/65722-00-002	08/26/19	\$ 302,660	\$ 201,774
Colusa Unified	Colusa	Burchfield Primary	57/61598-00-001	08/28/19	\$ 1,147,073	\$ -
Colusa Unified	Colusa	Colusa High	57/61598-00-002	08/28/19	\$ 1,178,921	\$ -
Colusa Unified	Colusa	Egling Middle	57/61598-00-003	08/28/19	\$ 1,413,093	\$ -
Saddleback Valley Unified	Orange	Rancho Santa Margarita	57/73635-00-042	08/29/19	\$ 6,019,974	\$ -
Desert Sands Unified	Riverside	Indio Middle	57/67058-00-020	08/29/19	\$ 4,500,965	\$ -
Riverside Unified	Riverside	Magnolia Elementary	57/67215-00-042	08/29/19	\$ 670,308	\$ -
Riverside Unified	Riverside	Fremont Elementary	57/67215-00-043	08/29/19	\$ 1,494,294	\$ -
Azusa Unified	Los Angeles	Murray Elementary	57/64279-00-028	08/30/19	\$ 1,372,382	\$ -
San Francisco Unified	San Francisco	Garfield Elementary	57/68478-79-005	08/30/19	\$ 1,805,257	\$ -
Kern Union High	Kern	North High	57/63529-00-013	09/03/19	\$ 4,559,315	\$ -
Chicago Park Elementary	Nevada	Chicago Park Elementary	57/66316-00-004	09/04/19	\$ 242,080	\$ 161,387
Chicago Park Elementary	Nevada	Chicago Park Community Charter	57/66316-00-005	09/04/19	\$ 439,813	\$ 293,209
Bennett Valley Union Elementary	Sonoma	Yulupa Elementary	57/70623-00-007	09/12/19	\$ 264,042	\$ -
Hanford Elementary	Kings	Lincoln Elementary	57/63917-00-007	09/13/19	\$ 2,683,314	\$ -
Hanford Elementary	Kings	George Washington	57/63917-00-008	09/13/19	\$ 2,476,072	\$ -
Desert Sands Unified	Riverside	Kennedy Elementary	57/67058-00-021	09/16/19	\$ 402,918	\$ -
Newport-Mesa Unified	Orange	Wilson Elementary	57/66597-00-051	09/17/19	\$ 1,802,983	\$ -
San Jose Unified	Santa Clara	Willow Glen High	57/69666-00-053	09/17/19	\$ 2,212,543	\$ -
San Jose Unified	Santa Clara	Lincoln High	57/69666-00-054	09/17/19	\$ 2,538,379	\$ -
Moreno Valley Unified	Riverside	Vista Heights	57/67124-00-026	09/19/19	\$ 6,163,856	\$ 4,109,237
Riverside Unified	Riverside	Adams Elementary	57/67215-00-044	09/19/19	\$ 1,012,227	\$ -
Panama-Buena Vista Union	Kern	Panama Elementary	57/63362-00-006	09/26/19	\$ 3,301,060	\$ -
Saugus Union Elementary	Los Angeles	Plum Canyon Elementary	57/64998-00-010	09/26/19	\$ 1,233,580	\$ -
Etiwanda Elementary	San Bernardino	Windrows Elementary	57/67702-00-003	09/26/19	\$ 3,255,348	\$ 2,170,232

SFP APPLICATIONS  
Modernization Acknowledged Applications Received Past Existing Authority as of April 30, 2021

District	County	Site Name	DSA Number	50-04 Date Received	Estimated State Grant (a)	Estimated Financial Hardship (b)
Walnut Valley Unified	Los Angeles	Diamond Bar High	57/73460-00-013	09/30/19	\$ 13,519,632	\$ -
Center Joint Unified	Sacramento	Oak Hill Elementary	57/73973-00-006	09/30/19	\$ 3,641,528	\$ -
Moreno Valley Unified	Riverside	Badger Springs Middle	57/67124-00-027	10/08/19	\$ 5,234,589	\$ 3,489,726
Alta Vista Elementary	Tulare	Alta Vista Elementary	57/71811-00-003	10/08/19	\$ 1,656,832	\$ 1,104,555
Rockford Elementary	Tulare	Rockford Elementary	57/72090-00-002	10/08/19	\$ 442,844	\$ -
Wheatland Union High	Yuba	Wheatland Union High	57/72769-00-002	10/09/19	\$ 3,786,222	\$ -
Monterey Peninsula Unified	Monterey	George C Marshall Elementary	57/66092-00-033	10/11/19	\$ 691,138	\$ -
Monterey Peninsula Unified	Monterey	Highland Elementary	57/66092-00-034	10/11/19	\$ 550,516	\$ -
Monterey Peninsula Unified	Monterey	Monte Vista Elementary	57/66092-00-035	10/11/19	\$ 2,092,964	\$ -
Monterey Peninsula Unified	Monterey	Marina Vista Elementary	57/66092-00-036	10/14/19	\$ 754,887	\$ -
Sacramento City Unified	Sacramento	American Legion High (Continuation)	57/67439-00-077	10/17/19	\$ 376,386	\$ -
Sacramento City Unified	Sacramento	West Campus	57/67439-00-078	10/17/19	\$ 540,268	\$ -
Washington Unified	Yolo	Washington Middle College High	57/72694-00-019	10/17/19	\$ 1,243,180	\$ -
Visalia Unified	Tulare	Golden West High	57/72256-00-031	10/18/19	\$ 11,715,960	\$ -
Whittier City Elementary	Los Angeles	Daniel Phelan Elementary	57/65110-00-019	10/23/19	\$ 1,769,640	\$ -
Whittier City Elementary	Los Angeles	Lydia Jackson Elementary	57/65110-00-020	10/23/19	\$ 1,434,996	\$ -
Whittier City Elementary	Los Angeles	West Whittier Elementary	57/65110-00-021	10/23/19	\$ 5,566,584	\$ -
Elk Grove Unified	Sacramento	Foulks Ranch Elementary	57/67314-00-037	10/24/19	\$ 2,043,360	\$ -
Monterey Peninsula Unified	Monterey	La Mesa Elementary	57/66092-00-037	10/25/19	\$ 260,145	\$ -
Monterey Peninsula Unified	Monterey	Foothill Elementary	57/66092-00-038	10/25/19	\$ 666,640	\$ -
Redwood City Elementary	San Mateo	Orion Alternative	57/69005-00-008	10/25/19	\$ 550,482	\$ -
North Cow Creek Elementary	Shasta	North Cow Creek Elementary	57/70078-00-001	10/25/19	\$ 252,263	\$ 168,176
Palmdale Elementary	Los Angeles	Dos Caminos Elementary	57/64857-00-002	10/30/19	\$ 906,607	\$ -
Glendale Unified	Los Angeles	College View	57/64568-00-049	10/31/19	\$ 1,313,607	\$ -
Mission Union Elementary	Monterey	Mission Elementary	57/66084-00-003	10/31/19	\$ 334,060	\$ 222,707
Corcoran Joint Unified	Kings	John Muir Middle	57/63891-00-014	11/08/19	\$ 1,888,499	\$ -
Corcoran Joint Unified	Kings	Mark Twain Elementary	57/63891-00-015	11/08/19	\$ 1,668,660	\$ -
Riverside Unified	Riverside	University Heights Middle	57/67215-00-045	11/14/19	\$ 418,281	\$ -
Sylvan Union Elementary	Stanislaus	Elizabeth Ustach Middle	57/71290-00-011	11/18/19	\$ 5,174,338	\$ -
Plaza Elementary	Glenn	Plaza Elementary	57/62638-00-001	11/19/19	\$ 1,022,988	\$ 681,992
Hanford Elementary	Kings	Lee Richmond Elementary	57/63917-00-009	11/19/19	\$ 1,533,537	\$ -
Hesperia Unified	San Bernardino	Joshua Circle Elementary	57/75044-00-001	11/19/19	\$ 2,061,850	\$ -
Hesperia Unified	San Bernardino	Sultana High	57/75044-00-002	11/19/19	\$ 2,040,420	\$ -
Whittier City Elementary	Los Angeles	Christian Sorensen Elementary	57/65110-00-022	11/20/19	\$ 3,126,055	\$ -
Centralia Elementary	Orange	San Marino Elementary	57/66472-00-015	11/21/19	\$ 532,907	\$ -
Oak Park Unified	Ventura	Brookside Elementary	57/73874-00-004	11/21/19	\$ 2,943,843	\$ -
Hanford Elementary	Kings	Roosevelt Elementary	57/63917-00-010	11/25/19	\$ 1,205,134	\$ -
Burton Elementary	Tulare	Oak Grove Elementary	57/71837-00-005	11/25/19	\$ 2,939,952	\$ -
Burton Elementary	Tulare	Burton Elementary	57/71837-00-006	11/25/19	\$ 1,776,355	\$ -
Burton Elementary	Tulare	Jim Maples Academy	57/71837-00-007	11/25/19	\$ 2,122,800	\$ -
Santa Paula Unified	Ventura	Barbara Webster Elementary	57/76828-00-005	11/25/19	\$ 1,791,587	\$ -
Waterford Unified	Stanislaus	Richard M Moon Primary	57/75572-00-001	11/26/19	\$ 408,014	\$ 272,009
Waterford Unified	Stanislaus	Lucille Whitehead Intermediate	57/75572-00-002	11/26/19	\$ 95,434	\$ 63,623
Waterford Unified	Stanislaus	Waterford Junior High	57/75572-00-003	11/26/19	\$ 230,927	\$ 153,951
Waterford Unified	Stanislaus	Sentinel High	57/75572-00-004	11/26/19	\$ 16,399	\$ 10,933
Moraga Elementary	Contra Costa	Donald L Rheem Elementary	57/61747-00-005	12/02/19	\$ 2,671,694	\$ -
Morongo Unified	San Bernardino	Yucca Valley High	57/67777-00-009	12/02/19	\$ 1,384,070	\$ -

SFP APPLICATIONS  
Modernization Acknowledged Applications Received Past Existing Authority as of April 30, 2021

District	County	Site Name	DSA Number	50-04 Date Received	Estimated State Grant (a)	Estimated Financial Hardship (b)
Mountain View-Los Altos Union High	Santa Clara	Mountain View High	57/69609-00-005	12/02/19	\$ 3,835,811	\$ -
Los Alamitos Unified	Orange	Rossmoor Elementary	57/73924-00-015	12/04/19	\$ 626,198	\$ -
Los Nietos	Los Angeles	Ada S Nelson Elementary	57/64758-00-007	12/06/19	\$ 2,021,740	\$ -
Whittier City Elementary	Los Angeles	Katherine Edwards Middle	57/65110-00-023	12/18/19	\$ 6,543,024	\$ -
Riverside Unified	Riverside	Alcott Elementary	57/67215-00-046	12/19/19	\$ 1,013,094	\$ -
Los Angeles Unified	Los Angeles	Ninety-Third Street Elementary	57/64733-00-727	12/20/19	\$ 900,630	\$ -
Los Angeles Unified	Los Angeles	Foshay Learning Center	57/64733-00-728	12/20/19	\$ 4,012,461	\$ -
Los Angeles Unified	Los Angeles	Venice Senior High	57/64733-00-729	12/20/19	\$ 7,478,560	\$ -
San Rafael City High	Marin	San Rafael High	57/65466-00-007	12/20/19	\$ 986,446	\$ -
Monterey Peninsula Unified	Monterey	Seaside Middle	57/66092-00-039	12/20/19	\$ 2,011,747	\$ -
Riverside Unified	Riverside	Longfellow Elementary	57/67215-00-047	12/26/19	\$ 1,356,938	\$ -
Rosemead Elementary	Los Angeles	Muscatal Middle	57/64931-00-015	01/06/20	\$ 4,030,939	\$ -
Little Lake City Elementary	Los Angeles	Lakeside Middle	57/64717-00-010	01/13/20	\$ 4,543,695	\$ -
Corona-Norco Unified	Riverside	Jefferson Elementary	57/67033-00-023	01/15/20	\$ 2,544,857	\$ -
Center Joint Unified	Sacramento	Center High	57/73973-00-007	01/16/20	\$ 8,971,020	\$ 5,980,680
Woodlake Unified	Tulare	Woodlake Valley Middle	57/76794-00-003	01/16/20	\$ 1,735,245	\$ -
Calexico Unified	Imperial	Calexico High	57/63099-00-005	01/21/20	\$ 18,119,529	\$ -
Redwood City Elementary	San Mateo	Hawes Elementary	57/69005-00-009	01/21/20	\$ 491,590	\$ -
Los Nietos	Los Angeles	Los Nietos Middle	57/64758-00-008	01/24/20	\$ 569,446	\$ -
Rosemead Elementary	Los Angeles	Muscatal Middle	57/64931-00-016	01/24/20	\$ 1,904,011	\$ -
Oak Park Unified	Ventura	Medea Creek Middle	57/73874-00-005	01/24/20	\$ 5,746,358	\$ -
Monterey County Office of Education	Monterey	Bard Blades (TMR)	57/10272-00-002	01/27/20	\$ 814,737	\$ -
San Lorenzo Unified	Alameda	Colonial Acres Elementary	57/61309-00-018	01/27/20	\$ 1,022,207	\$ -
Los Angeles Unified	Los Angeles	Susan Miller Dorsey Senior High	57/64733-00-730	01/28/20	\$ 872,225	\$ -
Anaheim Union High	Orange	Western High	57/66431-00-025	01/28/20	\$ 2,579,977	\$ -
East Side Union High	Santa Clara	William C Overfelt High	57/69427-00-039	01/28/20	\$ 246,855	\$ -
Whittier City Elementary	Los Angeles	Longfellow Elementary	57/65110-00-024	01/29/20	\$ 3,420,166	\$ -
Tulare City	Tulare	Roosevelt Elementary	57/72231-00-011	01/29/20	\$ 2,470,914	\$ -
Central Union High	Imperial	Southwest High	57/63115-00-006	01/31/20	\$ 1,349,208	\$ -
Las Virgenes Unified	Los Angeles	White Oak Elementary	57/64683-00-011	02/03/20	\$ 1,351,367	\$ -
Garden Grove Unified	Orange	Morningside Elementary	57/66522-00-102	02/04/20	\$ 273,783	\$ -
Walnut Valley Unified	Los Angeles	South Pointe Middle	57/73460-00-014	02/04/20	\$ 950,894	\$ -
Los Alamitos Unified	Orange	Jack L Weaver Elementary	57/73924-00-016	02/04/20	\$ 355,161	\$ -
Castro Valley Unified	Alameda	Creekside Middle	57/61150-00-029	02/05/20	\$ 1,165,308	\$ -
Long Beach Unified	Los Angeles	Alvarado Elementary	57/64725-00-037	02/06/20	\$ 2,002,889	\$ -
Long Beach Unified	Los Angeles	Bixby Elementary	57/64725-00-038	02/06/20	\$ 2,585,231	\$ -
Greenfield Union	Kern	Planz Elementary	57/63503-00-004	02/07/20	\$ 228,942	\$ 152,628
Greenfield Union	Kern	Plantation Elementary	57/63503-00-005	02/07/20	\$ 172,273	\$ 114,849
Greenfield Union	Kern	Leon H Ollivier Middle	57/63503-00-006	02/07/20	\$ 899,293	\$ 599,529
Greenfield Union	Kern	Raffaello Palla Elementary	57/63503-00-007	02/07/20	\$ 698,160	\$ 465,440
Greenfield Union	Kern	McKee Middle	57/63503-00-008	02/07/20	\$ 655,251	\$ 436,834
Greenfield Union	Kern	W A Kendrick Elementary	57/63503-00-009	02/07/20	\$ 615,801	\$ 410,534
Greenfield Union	Kern	Greenfield Middle	57/63503-00-010	02/07/20	\$ 234,649	\$ 156,433
Greenfield Union	Kern	Fairview Elementary	57/63503-00-011	02/07/20	\$ 423,162	\$ 282,108
Long Beach Unified	Los Angeles	Muir Elementary	57/64725-00-039	02/07/20	\$ 7,924,918	\$ -
Centralia Elementary	Orange	Los Coyotes Elementary	57/66472-00-016	02/07/20	\$ 125,931	\$ -
Fountain Valley Elementary	Orange	Tamura (Hisamatsu) Elementary	57/66498-00-018	02/10/20	\$ 1,476,090	\$ -

SFP APPLICATIONS  
Modernization Acknowledged Applications Received Past Existing Authority as of April 30, 2021

District	County	Site Name	DSA Number	50-04 Date Received	Estimated State Grant (a)	Estimated Financial Hardship (b)
Fountain Valley Elementary	Orange	Newland (William T) Elementary	57/66498-00-019	02/10/20	\$ 2,318,769	\$ -
Del Norte County Unified	Del Norte	Mary Peacock Elementary	57/61820-00-015	02/11/20	\$ 1,883,811	\$ 1,255,874
Del Norte County Unified	Del Norte	Bess Maxwell Elementary	57/61820-00-016	02/11/20	\$ 1,423,794	\$ 949,196
Del Norte County Unified	Del Norte	Pine Grove Elementary	57/61820-00-017	02/11/20	\$ 1,153,663	\$ 769,109
Garden Grove Unified	Orange	Newhope Elementary	57/66522-00-103	02/11/20	\$ 432,606	\$ -
San Ramon Valley Unified	Contra Costa	Rancho Romero Elementary	57/61804-02-001	02/13/20	\$ 3,143,938	\$ -
San Ramon Valley Unified	Contra Costa	Vista Grande Elementary	57/61804-02-002	02/13/20	\$ 2,013,096	\$ -
Redwood City Elementary	San Mateo	Henry Ford Elementary	57/69005-00-010	02/18/20	\$ 1,857,848	\$ -
Martinez Unified	Contra Costa	John Muir Elementary	57/61739-00-009	02/24/20	\$ 863,677	\$ -
Kelseyville Unified	Lake	Riviera Elementary	57/64014-00-004	02/24/20	\$ 1,497,543	\$ 998,362
Kelseyville Unified	Lake	Mountain Vista Middle	57/64014-00-005	02/24/20	\$ 2,445,681	\$ -
Palo Alto Unified	Santa Clara	Palo Alto High	57/69641-01-001	02/24/20	\$ 2,528,747	\$ -
Kelseyville Unified	Lake	Kelseyville Elementary	57/64014-00-006	02/26/20	\$ 1,208,056	\$ 805,371
Chino Valley Unified	San Bernardino	Ruben S Ayala High	57/67678-00-030	02/27/20	\$ 7,953,343	\$ -
Moreno Valley Unified	Riverside	North Ridge Elementary	57/67124-00-028	02/28/20	\$ 3,739,924	\$ -
Cajon Valley Union	San Diego	Johnson Elementary	57/67991-00-011	02/28/20	\$ 126,661	\$ -
Downey Unified	Los Angeles	Stauffer (Mary R) Middle	57/64451-00-037	03/02/20	\$ 1,326,775	\$ -
Brentwood Union Elementary	Contra Costa	Edna Hill Middle	57/61655-00-004	03/03/20	\$ 3,020,040	\$ -
West Contra Costa Unified	Contra Costa	Wilson Elementary	57/61796-00-054	03/03/20	\$ 3,844,145	\$ -
Norwalk-La Mirada Unified	Los Angeles	La Mirada High	57/64840-00-035	03/03/20	\$ 976,743	\$ -
Long Beach Unified	Los Angeles	Madison Elementary	57/64725-00-040	03/04/20	\$ 3,795,170	\$ -
Carlsbad Unified	San Diego	Magnolia Elementary	57/73551-00-010	03/04/20	\$ 881,515	\$ -
Manhattan Beach Unified	Los Angeles	Opal Robinson Elementary	57/75333-00-010	03/04/20	\$ 5,158,125	\$ -
West Contra Costa Unified	Contra Costa	Richmond Unified Alter Ed	57/61796-00-055	03/05/20	\$ 1,245,850	\$ -
San Francisco Unified	San Francisco	Sheridan Elementary	57/68478-13-002	03/05/20	\$ 838,564	\$ -
Sunnyside Union Elementary	Tulare	Sunnyside Elementary	57/72181-00-002	03/06/20	\$ 234,947	\$ 156,631
Santee	San Diego	Pepper Drive Elementary	57/68361-00-013	03/09/20	\$ 5,936,708	\$ -
Happy Valley Elementary	Santa Cruz	Happy Valley Elementary	57/69757-00-001	03/10/20	\$ 921,035	\$ 614,023
Little Lake City Elementary	Los Angeles	Lake Center Middle	57/64717-00-011	03/12/20	\$ 5,032,565	\$ -
Little Lake City Elementary	Los Angeles	Lakeland Elementary	57/64717-00-012	03/13/20	\$ 3,256,864	\$ -
Liberty Union High	Contra Costa	Liberty High	57/61721-00-004	03/16/20	\$ 5,750,850	\$ -
Los Angeles Unified	Los Angeles	Manhattan Place Elementary	57/64733-00-731	03/16/20	\$ 2,228,899	\$ -
Manhattan Beach Unified	Los Angeles	Meadows Avenue Elementary	57/75333-00-011	03/16/20	\$ 1,448,092	\$ -
Santee	San Diego	Sycamore Canyon Elementary	57/68361-00-014	03/17/20	\$ 280,308	\$ -
Santee	San Diego	PRIDE Academy at Prospect Avenue	57/68361-00-015	03/18/20	\$ 280,308	\$ -
Ontario-Montclair	San Bernardino	Central Language Academy	57/67819-00-039	03/19/20	\$ 493,206	\$ -
Ontario-Montclair	San Bernardino	Euclid Elementary	57/67819-00-040	03/19/20	\$ 493,206	\$ -
Santee	San Diego	Chet F Harritt Elementary	57/68361-00-016	03/19/20	\$ 1,391,641	\$ -
Mountain View Elementary	Los Angeles	Cogswell Elementary	57/64816-00-014	03/24/20	\$ 747,648	\$ -
Downey Unified	Los Angeles	Doty Middle	57/64451-00-038	03/26/20	\$ 6,509,783	\$ -
Anaheim Elementary	Orange	Sunkist Elementary	57/66423-00-034	03/31/20	\$ 8,021,867	\$ -
Santa Monica-Malibu Unified	Los Angeles	Malibu High	57/64980-00-020	04/01/20	\$ 238,260	\$ -
Mountain View Elementary	Los Angeles	Jerry Voorhis Elementary	57/64816-00-015	04/08/20	\$ 2,412,065	\$ -
Dinuba Unified	Tulare	Dinuba High	57/75531-00-013	04/08/20	\$ 4,090,672	\$ 2,727,115
Los Nietos	Los Angeles	Rancho Santa Gertrudes Elementary	57/64758-00-009	04/10/20	\$ 1,783,452	\$ -
Little Lake City Elementary	Los Angeles	Cresson Elementary	57/64717-00-013	04/15/20	\$ 3,314,669	\$ -
Little Lake City Elementary	Los Angeles	William W Orr Elementary	57/64717-00-014	04/15/20	\$ 3,552,290	\$ -

SFP APPLICATIONS  
Modernization Acknowledged Applications Received Past Existing Authority as of April 30, 2021

District	County	Site Name	DSA Number	50-04 Date Received	Estimated State Grant (a)	Estimated Financial Hardship (b)
Little Lake City Elementary	Los Angeles	Paddison Elementary	57/64717-00-015	04/15/20	\$ 2,602,126	\$ -
Little Lake City Elementary	Los Angeles	Jersey Avenue Elementary	57/64717-00-016	04/15/20	\$ 4,404,263	\$ -
Little Lake City Elementary	Los Angeles	Lakeview Elementary	57/64717-00-017	04/15/20	\$ 1,334,905	\$ -
Little Lake City Elementary	Los Angeles	Studebaker Elementary	57/64717-00-018	04/15/20	\$ 6,104,596	\$ -
Miller Creek (aka Dixie) Elementary	Marin	Miller Creek Middle	57/65318-00-008	04/20/20	\$ 3,011,768	\$ -
Azusa Unified	Los Angeles	Azusa High	57/64279-00-029	04/23/20	\$ 2,656,453	\$ -
Piedmont City Unified	Alameda	Millennium High Alternative	57/61275-00-007	04/27/20	\$ 1,143,058	\$ -
Piedmont City Unified	Alameda	Piedmont Middle	57/61275-00-008	04/27/20	\$ 3,618,536	\$ -
Woodville Union Elementary	Tulare	Woodville Elementary	57/72298-00-002	04/27/20	\$ 1,384,262	\$ 922,841
Cupertino Union	Santa Clara	Louis E. Stocklmeir Elementary	57/69419-00-035	05/05/20	\$ 2,553,029	\$ -
Whittier City Elementary	Los Angeles	Lydia Jackson Elementary	57/65110-00-025	05/07/20	\$ 2,420,600	\$ -
Standard Elementary	Kern	Standard Elementary	57/63792-00-003	05/08/20	\$ 2,438,578	\$ -
Santa Cruz City Elementary	Santa Cruz	Gault Elementary	57/69815-00-007	05/08/20	\$ 766,614	\$ 511,076
Benicia Unified	Solano	Benicia Middle	57/70524-00-016	05/13/20	\$ 3,201,689	\$ -
Santa Cruz City Elementary	Santa Cruz	Westlake Elementary	57/69815-00-008	05/26/20	\$ 337,743	\$ -
Santa Cruz City High	Santa Cruz	Mission Hill Middle	57/69823-00-012	05/26/20	\$ 963,477	\$ -
Santa Cruz City High	Santa Cruz	Mission Hill Middle	57/69823-00-013	05/26/20	\$ 345,040	\$ -
Los Angeles Unified	Los Angeles	Haddon Avenue Elementary	57/64733-28-017	05/27/20	\$ 567,071	\$ -
Keyes Union	Stanislaus	Keyes Elementary	57/71134-00-002	05/28/20	\$ 977,602	\$ -
San Francisco Unified	San Francisco	Clarendon Alternative Elementary	57/68478-00-061	06/05/20	\$ 1,221,651	\$ -
San Jose Unified	Santa Clara	Pioneer High	57/69666-00-055	06/08/20	\$ 5,396,312	\$ -
Sutter Union High	Sutter	Butte View High	57/71449-00-002	06/08/20	\$ 53,050	\$ 35,367
Exeter Unified	Tulare	Lincoln Elementary	57/76836-00-002	06/08/20	\$ 3,223,827	\$ -
Mountain View Elementary	Los Angeles	Baker Elementary	57/64816-00-016	06/09/20	\$ 1,216,485	\$ -
Mountain View Elementary	Los Angeles	Maxson Elementary	57/64816-00-017	06/09/20	\$ 2,070,824	\$ -
Desert Sands Unified	Riverside	James Monroe Elementary	57/67058-00-022	06/12/20	\$ 3,505,912	\$ -
Happy Camp Union Elementary	Siskiyou	Happy Camp Elementary	57/70334-00-001	06/12/20	\$ 151,321	\$ 100,881
Santa Cruz City Elementary	Santa Cruz	Bay View Elementary	57/69815-00-009	06/18/20	\$ 2,335,181	\$ -
Santa Cruz City Elementary	Santa Cruz	De Laveaga Elementary	57/69815-00-010	06/18/20	\$ 684,116	\$ -
Sanger Unified	Fresno	Wilson Elementary	57/62414-00-019	06/19/20	\$ 2,240,838	\$ -
Culver City Unified	Los Angeles	Linwood E Howe Elementary	57/64444-00-018	06/19/20	\$ 1,144,606	\$ -
Moraga Elementary	Contra Costa	Joaquin Moraga Intermediate	57/61747-00-006	06/22/20	\$ 816,506	\$ -
Western Placer Unified	Placer	Glen Edwards Middle	57/66951-00-005	06/22/20	\$ 97,093	\$ -
Chino Valley Unified	San Bernardino	Robert O Townsend Junior High	57/67678-00-031	06/22/20	\$ 5,692,017	\$ -
Chino Valley Unified	San Bernardino	Canyon Hills Junior High	57/67678-00-032	06/22/20	\$ 5,297,919	\$ -
Castro Valley Unified	Alameda	Castro Valley High	57/61150-00-030	06/25/20	\$ 3,614,585	\$ -
Culver City Unified	Los Angeles	El Rincon Elementary	57/64444-00-019	06/29/20	\$ 822,716	\$ -
North Cow Creek Elementary	Shasta	North Cow Creek Elementary	57/70078-00-001	06/29/20	\$ 872,946	\$ 581,964
Whittier City Elementary	Los Angeles	Lydia Jackson Elementary	57/65110-00-026	06/30/20	\$ 1,302,684	\$ -
Redwood City Elementary	San Mateo	Selby Lane Elementary	57/69005-00-011	07/01/20	\$ 2,416,873	\$ -
Rosemead Elementary	Los Angeles	Mildred B Janson Elementary	57/64931-00-017	07/14/20	\$ 2,320,503	\$ -
Tulare City	Tulare	Wilson Elementary	57/72231-00-012	07/17/20	\$ 1,329,829	\$ -
Folsom-Cordova Unified	Sacramento	Sutter Middle	57/67330-21-007	07/20/20	\$ 6,814,963	\$ -
Los Alamitos Unified	Orange	Francis Hopkinson Elementary	57/73924-00-017	07/20/20	\$ 1,331,170	\$ -
Rowland Unified	Los Angeles	Stanley G Oswald Academy	57/73452-00-034	07/23/20	\$ 4,323,818	\$ -
Campbell Union High	Santa Clara	Prospect High	57/69401-00-024	07/28/20	\$ 900,358	\$ -
Campbell Union High	Santa Clara	Del Mar High	57/69401-00-025	07/28/20	\$ 101,568	\$ -

SFP APPLICATIONS  
Modernization Acknowledged Applications Received Past Existing Authority as of April 30, 2021

District	County	Site Name	DSA Number	50-04 Date Received	Estimated State Grant (a)	Estimated Financial Hardship (b)
Campbell Union High	Santa Clara	Westmont High	57/69401-00-026	07/28/20	\$ 454,481	\$ -
Santa Ana Unified	Orange	Muir Elementary	57/66670-00-065	07/30/20	\$ 4,894,661	\$ -
Fountain Valley Elementary	Orange	Gisler (Robert) Elementary	57/66498-00-020	08/05/20	\$ 833,071	\$ -
Culver City Unified	Los Angeles	Culver City High	57/64444-00-020	08/06/20	\$ 231,309	\$ -
Oakland Unified	Alameda	Manzanita Elementary	57/61259-00-071	08/07/20	\$ 3,004,306	\$ -
Menifee Union Elementary	Riverside	Menifee Valley Middle	57/67116-00-001	08/07/20	\$ 5,664,890	\$ -
San Dieguito Union High	San Diego	Sunset High (Continuation)	57/68346-00-009	08/07/20	\$ 1,189,752	\$ -
Azusa Unified	Los Angeles	Slauson Intermediate	57/64279-00-030	08/10/20	\$ 736,951	\$ -
Santa Barbara Unified	Santa Barbara	Santa Barbara Senior High	57/76786-00-016	08/10/20	\$ 37,749	\$ -
Mountain View Elementary	Los Angeles	Willard F Payne Elementary	57/64816-00-018	08/17/20	\$ 920,247	\$ -
Santa Paula Unified	Ventura	Thelma Bedell Elementary	57/76828-00-006	08/21/20	\$ 1,353,374	\$ -
Morgan Hill Unified	Santa Clara	Nordstrom Elementary	57/69583-00-015	08/25/20	\$ 3,569,254	\$ -
Plumas Unified	Plumas	Quincy Elementary	57/66969-00-009	08/28/20	\$ 2,502,911	\$ -
Knights Ferry Elementary	Stanislaus	Knights Ferry Elementary	57/71142-00-001	08/28/20	\$ 965,899	\$ -
Martinez Unified	Contra Costa	Alhambra Senior High	57/61739-00-011	08/31/20	\$ 2,013,416	\$ -
Grossmont Union High	San Diego	Granite Hills High	57/68130-12-002	08/31/20	\$ 1,100,157	\$ -
Benicia Unified	Solano	Matthew Turner Elementary	57/70524-00-017	09/01/20	\$ 513,549	\$ -
Pierce Joint Unified	Colusa	Pierce High	57/61614-00-009	09/02/20	\$ 1,321,723	\$ -
Garden Grove Unified	Orange	Rosita Elementary	57/66522-00-104	09/02/20	\$ 49,069	\$ -
Garden Grove Unified	Orange	Stanford Elementary	57/66522-00-105	09/02/20	\$ 218,640	\$ -
Garden Grove Unified	Orange	Agnes Ware Stanley Elementary	57/66522-00-106	09/02/20	\$ 295,479	\$ -
Garden Grove Unified	Orange	Louis G Zeyen Elementary	57/66522-00-107	09/02/20	\$ 96,002	\$ -
Arvin Union	Kern	Sierra Vista Elementary	57/63313-00-002	09/04/20	\$ 4,938,288	\$ -
Alameda City Unified	Alameda	Encinal Junior/Senior High	57/61119-00-024	09/09/20	\$ 1,106,364	\$ -
Los Alamitos Unified	Orange	Richard Henry Lee Elementary	57/73924-00-018	09/09/20	\$ 1,287,991	\$ -
Fountain Valley Elementary	Orange	Talbert (Samuel E) Middle	57/66498-00-021	09/15/20	\$ 1,704,866	\$ -
San Francisco Unified	San Francisco	Giannini (AP) Middle	57/68478-28-003	09/16/20	\$ 7,072,634	\$ -
Fairfield-Suisun Unified	Solano	Tolenas Elementary	57/70540-00-024	09/16/20	\$ 2,669,660	\$ -
Los Alamitos Unified	Orange	Rossmoor Elementary	57/73924-00-019	09/18/20	\$ 579,407	\$ -
Kings River-Hardwick Union Elementary	Kings	Kings River-Hardwick Elementary	57/63941-00-002	09/30/20	\$ 4,033,525	\$ 2,689,017
Jacoby Creek Elementary	Humboldt	Jacoby Creek	57/62893-00-002	10/02/20	\$ 2,124,224	\$ 1,416,149
Merced City Elementary	Merced	John C Fremont Elementary	57/65771-00-016	10/06/20	\$ 2,295,823	\$ -
Merced City Elementary	Merced	Charles Wright Elementary	57/65771-00-017	10/06/20	\$ 2,630,615	\$ -
Santa Barbara Unified	Santa Barbara	McKinley Elementary	57/76786-00-017	10/12/20	\$ 629,634	\$ -
Lowell Joint	Los Angeles	Macy Elementary	57/64766-00-002	10/16/20	\$ 3,670,918	\$ -
North Cow Creek Elementary	Shasta	North Cow Creek Elementary	57/70078-00-002	10/19/20	\$ 144,669	\$ 96,446
Montague Elementary	Siskiyou	Montague Elementary	57/70417-00-003	10/21/20	\$ 1,289,954	\$ 859,969
Monterey Peninsula Unified	Monterey	Marina High	57/66092-00-040	10/22/20	\$ 3,778,564	\$ -
Whittier City Elementary	Los Angeles	Wallen L Andrews Elementary	57/65110-00-027	10/23/20	\$ 780,560	\$ -
Oak Run Elementary	Shasta	Oak Run Elementary	57/70086-00-001	10/23/20	\$ 55,449	\$ 36,966
Imperial Unified	Imperial	Imperial High	57/63164-00-004	10/26/20	\$ 2,178,524	\$ -
Rosemead Elementary	Los Angeles	Savannah Elementary	57/64931-00-018	10/27/20	\$ 2,518,586	\$ -
Laguna Beach Unified	Orange	Thurston Middle	57/66555-00-005	10/28/20	\$ 1,292,376	\$ -
Sonoma County Office of Education	Sonoma	El Colegio	57/10496-00-005	10/29/20	\$ 397,070	\$ -
Long Beach Unified	Los Angeles	Cubberley K-8	57/64725-00-042	10/29/20	\$ 9,447,775	\$ -
Long Beach Unified	Los Angeles	Prisk Elementary	57/64725-00-043	10/29/20	\$ 600,627	\$ -
Long Beach Unified	Los Angeles	Wilson High	57/64725-00-044	10/29/20	\$ 17,001,370	\$ -

SFP APPLICATIONS  
Modernization Acknowledged Applications Received Past Existing Authority as of April 30, 2021

District	County	Site Name	DSA Number	50-04 Date Received	Estimated State Grant (a)	Estimated Financial Hardship (b)
Long Beach Unified	Los Angeles	Naples Elementary	57/64725-00-045	10/29/20	\$ 2,159,336	\$ -
Palo Alto Unified	Santa Clara	Henry M Gunn High	57/69641-00-031	10/30/20	\$ 1,046,318	\$ -
Downey Unified	Los Angeles	Griffiths (Gordon) Middle	57/64451-00-039	11/02/20	\$ 5,499,618	\$ -
Garden Grove Unified	Orange	Ethan B Allen Elementary	57/66522-00-108	11/06/20	\$ 2,327,552	\$ -
Garden Grove Unified	Orange	Enders Elementary	57/66522-00-109	11/06/20	\$ 3,741,226	\$ -
Garden Grove Unified	Orange	Earl Warren Elementary	57/66522-00-110	11/06/20	\$ 686,694	\$ -
Garden Grove Unified	Orange	Mamie L Northcutt Elementary	57/66522-00-111	11/06/20	\$ 1,419,563	\$ -
Redwood City Elementary	San Mateo	Fair Oaks Elementary	57/69005-00-012	11/09/20	\$ 1,511,169	\$ -
Culver City Unified	Los Angeles	Farragut Elementary	57/64444-00-021	11/11/20	\$ 698,840	\$ -
Ceres Unified	Stanislaus	Ceres High	57/71043-00-017	11/11/20	\$ 4,527,998	\$ -
Manhattan Beach Unified	Los Angeles	Aurelia Pennekamp Elementary	57/75333-00-012	11/12/20	\$ 2,072,536	\$ -
Lodi Unified	San Joaquin	Tokay High	57/68585-00-017	11/16/20	\$ 6,191,949	\$ -
Millville Elementary	Shasta	Millville Elementary	57/70052-00-004	11/18/20	\$ 8,875	\$ 5,916
Tulare County Office of Education	Tulare	LB Hill Learning Center	57/10546-00-008	11/23/20	\$ 834,309	\$ 556,206
Murrieta Valley Unified	Riverside	Murrieta Canyon Academy	57/75200-00-011	11/24/20	\$ 2,023,092	\$ -
Palo Alto Unified	Santa Clara	El Carmelo Elementary	57/69641-00-032	12/01/20	\$ 456,529	\$ -
Turlock Unified	Stanislaus	Turlock High	57/75739-00-017	12/01/20	\$ 8,679,594	\$ -
Sequoia Union High	San Mateo	Menlo-Atherton High	57/69062-01-001	12/08/20	\$ 3,270,273	\$ -
Santa Barbara Unified	Santa Barbara	Peabody Charter	57/76786-00-018	12/09/20	\$ 1,200,035	\$ -
Canyon Elementary	Contra Costa	Canyon Elementary	57/61671-00-001	12/10/20	\$ 51,899	\$ 34,599
Lodi Unified	San Joaquin	Bear Creek High	57/68585-00-018	12/10/20	\$ 1,798,147	\$ -
Santa Monica-Malibu Unified	Los Angeles	John Muir Elementary	57/64980-00-021	12/14/20	\$ 3,288,633	\$ -
Santa Monica-Malibu Unified	Los Angeles	Grant Elementary	57/64980-00-022	12/14/20	\$ 491,283	\$ -
Pomona Unified	Los Angeles	Arroyo Elementary	57/64907-00-037	12/15/20	\$ 1,431,628	\$ -
Pomona Unified	Los Angeles	Kellogg Polytechnic Elementary	57/64907-00-038	12/15/20	\$ 898,569	\$ -
Redwood City Elementary	San Mateo	Taft Elementary	57/69005-00-013	12/17/20	\$ 2,508,541	\$ -
Redwood City Elementary	San Mateo	Clifford Elementary	57/69005-00-014	12/17/20	\$ 1,974,531	\$ -
San Ramon Valley Unified	Contra Costa	Charlotte Wood Middle	57/61804-00-045	12/18/20	\$ 4,160,111	\$ -
Redwood City Elementary	San Mateo	Roosevelt Elementary	57/69005-00-015	12/18/20	\$ 2,983,678	\$ -
Redwood City Elementary	San Mateo	John Gill Elementary	57/69005-00-016	12/18/20	\$ 280,308	\$ -
Ceres Unified	Stanislaus	Carroll Fowler Elementary	57/71043-00-018	12/18/20	\$ 1,033,241	\$ -
Los Alamitos Unified	Orange	Los Alamitos High	57/73924-00-020	12/18/20	\$ 4,813,761	\$ -
Tulare City	Tulare	Live Oak Middle	57/72231-00-013	12/21/20	\$ 2,292,239	\$ -
Hemet Unified	Riverside	Winchester Elementary	57/67082-00-011	01/11/21	\$ 3,605,542	\$ -
Sequoia Union High	San Mateo	Menlo-Atherton High	57/69062-01-002	01/13/21	\$ 2,236,801	\$ -
Pomona Unified	Los Angeles	Roosevelt Elementary	57/64907-00-039	01/15/21	\$ 3,830,957	\$ -
Vacaville Unified	Solano	Sierra Vista K-8	57/70573-00-014	01/20/21	\$ 873,752	\$ -
Vacaville Unified	Solano	Kairos Public School Vacaville Academy	57/70573-00-015	01/27/21	\$ 1,620,399	\$ -
Pomona Unified	Los Angeles	Decker Elementary	57/64907-00-040	02/02/21	\$ 557,351	\$ -
South Bay Union Elementary	Humboldt	Pine Hill Elementary	57/63032-00-003	02/03/21	\$ 585,617	\$ -
Lassen View Union Elementary	Tehama	Lassen View Elementary	57/71563-00-001	02/03/21	\$ 460,366	\$ 306,911
Vallecito Union	Calaveras	Avery Middle	57/61580-00-003	02/05/21	\$ 895,071	\$ -
Redding Elementary	Shasta	Sequoia Middle	57/70110-00-008	02/05/21	\$ 5,098,012	\$ -
Livermore Valley Joint Unified	Alameda	East Avenue Middle	57/61200-00-030	02/08/21	\$ 1,456,271	\$ -
Pomona Unified	Los Angeles	Vejar Elementary	57/64907-00-041	02/08/21	\$ 2,445,541	\$ -
Traver Joint Elementary	Tulare	Traver Elementary	57/72223-00-002	02/09/21	\$ 939,161	\$ 626,107
Inglewood Unified	Los Angeles	Woodworth-Monroe K-8 Academy	57/64634-00-004	02/10/21	\$ 5,961,316	\$ -



SFP APPLICATIONS  
Modernization Acknowledged Applications Received Past Existing Authority as of April 30, 2021

District	County	Site Name	DSA Number	50-04 Date Received	Estimated State Grant (a)	Estimated Financial Hardship (b)
Inglewood Unified	Los Angeles	Morningside High	57/64634-00-005	02/12/21	\$ 9,664,934	\$ -
Inglewood Unified	Los Angeles	Woodworth-Monroe K-8 Academy	57/64634-00-006	02/12/21	\$ 5,961,316	\$ -
Inglewood Unified	Los Angeles	Oak Street Elementary	57/64634-00-007	02/12/21	\$ 5,141,371	\$ -
Menifee Union Elementary	Riverside	Chester W Morrison Elementary	57/67116-00-002	02/12/21	\$ 2,277,282	\$ -
Temecula Valley Unified	Riverside	Rancho Elementary	57/75192-00-019	02/22/21	\$ 3,953,778	\$ -
Vacaville Unified	Solano	Vacaville High	57/70573-00-016	02/23/21	\$ 6,462,712	\$ -
Lindsay Unified	Tulare	Reagan Elementary	57/71993-00-010	02/25/21	\$ 1,273,276	\$ 848,851
Tracy Joint Unified	San Joaquin	North Elementary	57/75499-00-013	02/25/21	\$ 6,087,113	\$ -
Liberty Union High	Contra Costa	Liberty High	57/61721-00-005	02/26/21	\$ 1,092,009	\$ -
San Bernardino City Unified	San Bernardino	Serrano Middle	57/67876-00-111	03/05/21	\$ 849,688	\$ -
San Bernardino City Unified	San Bernardino	Martin Luther King Jr. Middle	57/67876-00-112	03/08/21	\$ 3,391,128	\$ -
Chino Valley Unified	San Bernardino	Ruben S. Ayala High	57/67678-00-033	03/10/21	\$ 9,671,171	\$ -
Chico Unified	Butte	Pleasant Valley High	57/61424-00-010	03/15/21	\$ 3,859,045	\$ -
Oak Park Unified	Ventura	Red Oak Elementary	57/73874-00-006	03/15/21	\$ 3,083,378	\$ -
Pomona Unified	Los Angeles	Armstrong Elementary	57/64907-00-042	03/16/21	\$ 500,176	\$ -
San Bernardino City Unified	San Bernardino	Pacific High	57/67876-00-113	03/23/21	\$ 15,389,526	\$ -
Natomas Unified	Sacramento	Bannon Creek	57/75283-00-006	03/26/21	\$ 2,937,820	\$ -
Natomas Unified	Sacramento	Jefferson Elementary	57/75283-00-007	03/26/21	\$ 618,428	\$ -
Paradise Unified	Butte	Ponderosa Elementary	57/61531-00-004	03/30/21	\$ 5,111,004	\$ -
Paramount Unified	Los Angeles	Frank J. Zamboni Middle	57/64873-00-013	03/30/21	\$ 5,037,676	\$ -
Reef-Sunset Unified	Kings	Avenal High	57/73932-00-012	03/31/21	\$ 908,286	\$ -
Reef-Sunset Unified	Kings	Avenal Elementary	57/73932-00-013	03/31/21	\$ 3,281,916	\$ -
Reef-Sunset Unified	Kings	Avenal Elementary	57/73932-00-014	03/31/21	\$ 3,281,916	\$ -
Riverside County Office of Education	Riverside	Menifee Valley Middle	57/10330-00-001	04/01/21	\$ 401,302	\$ -
Riverside Unified	Riverside	Monroe Elementary	57/67215-00-048	04/02/21	\$ 914,304	\$ -
Las Lomas Elementary	San Mateo	La Entrada Middle	57/68957-00-003	04/06/21	\$ 1,776,821	\$ -
Las Lomas Elementary	San Mateo	Las Lomas Elementary	57/68957-00-004	04/06/21	\$ 647,349	\$ -
Visalia Unified	Tulare	Hurley Elementary	57/72256-00-032	04/06/21	\$ 2,916,805	\$ -
Clovis Unified	Fresno	Maple Creek Elementary	57/62117-00-063	04/07/21	\$ 3,258,566	\$ -
Clovis Unified	Fresno	Nelson Elementary	57/62117-00-064	04/07/21	\$ 180,538	\$ -
San Bernardino City Unified	San Bernardino	Shandin Hills Middle	57/67876-00-114	04/07/21	\$ 1,984,598	\$ -
Redding Elementary	Shasta	Cypress Elementary	57/70110-00-009	04/08/21	\$ 1,860,757	\$ -
Konocti Unified	Lake	Lower Lake High	57/64022-00-015	04/13/21	\$ 966,365	\$ -
Los Angeles Unified	Los Angeles	Blythe Street Elementary	57/64733-00-732	04/16/21	\$ 1,800,737	\$ -
Buellton Union Elementary	Santa Barbara	Oak Valley Elementary	57/69138-00-003	04/16/21	\$ 1,300,038	\$ -
Downey Unified	Los Angeles	Sussman (Edward A.) Middle	57/64451-00-040	04/26/21	\$ 3,654,641	\$ -

Summary of Received-Exceeds for Modernization Funding		Total (in Dollars)
Subtotal of Estimated State Grant (Column F)		\$ 1,313,526,387
Subtotal of Estimated Financial Hardship (Column G)		\$ 72,985,240
<b>Total of Estimated State Grant and Financial Hardship</b>		<b>\$ 1,386,511,627</b>

**INFORMATION ITEM**

**FACILITY HARDSHIP/REHABILITATION APPROVALS WITHOUT FUNDING**

**As of April 28, 2021**

## FACILITY HARDSHIP/REHABILITATION APPROVALS WITHOUT FUNDING

As of April 28, 2021 State Allocation Board

### FACILITY HARDSHIP

School District	County	Program	Application Number	School Site Name	SAB Approval Date	Funding Application Due Date	Estimated State Grant
Scotia Union Elementary	Humboldt	Facility Hardship	51/63024-00-001	Stanwood A. Murphy Elementary	8/26/2020	2/26/2022	\$ 7,349,772 *
Mountain Valley Unified	Trinity	Facility Hardship	51/75028-00-004	Hayfork Elementary	10/28/2020	4/28/2022	\$ 4,969,468 *
Pioneer Union	Butte	Facility Hardship	51/73379-00-001	Berry Creek Elementary	2/24/2021	8/24/2022	\$ 753,788 *

**Estimated Total Need (State Share)**      \$ 13,073,028

### REHABILITATION

School District	County	Program	Application Number	School Site Name	SAB Approval Date	Funding Application Due Date	Estimated State Grant
Greenfield Union Elementary	Monterey	Facility Hardship	58/66035-00-004	Mary Chapa Academy	8/26/2020	2/26/2022	\$ 823,537 *
Greenfield Union Elementary	Monterey	Facility Hardship	58/66035-00-006	Mary Chapa Academy	8/26/2020	2/26/2022	\$ 166,478 *
Burnt Ranch Elementary	Trinity	Facility Hardship	58/71662-00-001	Burnt Ranch Elementary	8/26/2020	2/26/2022	\$ 222,977 *

**Estimated Total Need (State Share)**      \$ 1,212,992

***Facility Hardship and Rehabilitation Estimated Total Need (State Share)***      \$ 14,286,020

\*These projects have received approvals for design funding which are included in the Estimated State Grant amount.

## **Section 1859.81. Financial Hardship.**

Except for Joint-Use Projects and Career Technical Education Facilities Projects, a district is eligible for financial hardship to fund all or a portion of its matching share requirement after demonstrating the requirements of (a), (c), and (d) below:

(a) The district is financially unable to provide all necessary matching funds for an eligible project. To determine this, an analysis shall be made of the district's financial records by the OPSC including data and records maintained by the CDE and the County Office of Education. The analysis shall consist of a review of the district's latest Independent Audit regarding funds available from all capital facility accounts, including, but not limited to, developer fees, funds generated from capital facility certificates of participation, federal grants, redevelopment funds, sale proceeds from surplus property, the appraised value of facilities approved for replacement pursuant to Section 1859.82, bond funds either encumbered, unencumbered or authorized but unsold, and savings from other SFP projects. All funds thus identified that have not been expended or encumbered by a contractual agreement for a specific capital outlay purpose prior to the initial request for financial hardship status shall be deemed available as a matching contribution.

After the initial request for financial hardship status is granted, no further encumbrances will be approved by the OPSC and all prospective revenue made available to the district's capital facility accounts shall be deemed available as matching contribution on the subsequent financial hardship review, with the exception of:

- (1) Approved interim housing expenditures.
- (2) Funding to pay for previously recognized multi-year encumbrances approved at the initial financial hardship approval.
- (3) Funding that is transferred into a Special Reserve Fund and is used for the express purpose of the Federal Renovation Program when the amount expended out of that fund does not exceed the maximum Federal Renovation Grant amount.
- (4) Funding that is transferred into a Special Reserve Fund and is used for the express purpose of the School Facilities Needs Assessment Grant Program or Emergency Repair Program when the amount expended out of that fund does not exceed the maximum grant amount apportioned.
- (5) Funding that is transferred into a Special Reserve Fund and is used for the express purpose of the Career Technical Education Facilities Program when the amount expended out of that fund does not exceed the applicant's share of the maximum grant amount apportioned.
- (6) Funding that is transferred into a Special Reserve Fund and used for the express purpose of the Overcrowding Relief Grant when the amount expended out of that fund does not exceed the amount of the site acquisition and design costs of the project and the district has submitted an approved Form SAB 50-11.
- (7) Funding that is used for the express purpose of reimbursing the State a proportionate share of financial hardship received when there has been a transfer of a special education program and title to the facility. In addition, the funding was used within five years of the title transfer.
- (8) Funding to pay for obtaining a structural report pursuant to Section 1859.82.2 for an approvable and funded seismic mitigation project.
- (9) All other capital facility funding for a period of three years when no subsequent financial hardship request is made during this period, with the exception of the funding identified in (6). The three-year period begins with the date of the most recent financial hardship new construction or modernization adjusted grant funding apportionment.

When Overcrowding Relief Grant funding is set aside pursuant to (6) and the School District has not submitted, or the OPSC has not accepted, a Form SAB 50-04 for an Overcrowding Relief Grant within three years from the date of deposit into the Special Reserve Fund, or the School District has not met the requirements in Sections 1859.90 or 1859.105, remaining funds plus interest accrued at the Pooled Money Investment Board rate at that time period shall be deemed available as matching contribution on a subsequent financial hardship project or be captured through an audit adjustment pursuant to Section 1859.106.

The financial hardship analysis is subject to approval by the Board.

(b) From the funds deemed available as a matching contribution, the district may retain \$19,776 per classroom in each enrollment reporting period for the cost to provide interim housing for the currently unhoused pupils of the district. The amount shown shall be adjusted annually in the manner prescribed in Section 1859.71. The number of classrooms needed for interim housing for the currently unhoused pupils shall be the sum of the positive numbers determined in (b)(7) as follows:

(1) Determine the current enrollment of the district by grade level as shown on the latest Form SAB 50-01.

(2) Determine the New Construction Grants apportioned by grade level for all SFP projects and LPP funded under the provisions of Sections 1859.12 or 1859.13 where the district has submitted Form SAB 50-06 indicating that the project is 100 percent complete.

(3) Subtract (b)(2) from (b)(1).

(4) Determine the number of classrooms by grade level reported in Part 1, Line 8 on Form SAB 50-02.

(5) Multiply the classrooms determined in (b)(4) by 25 for K-6, 27 for 7-12, 13 for Non-Severe and 9 for Severe.

(6) Subtract the product determined in (b)(5) from the difference determined in (b)(3) by grade level.

(7) Divide the difference by grade level determined in (b)(6) by 25 for K-6, 27 for 7-12, 13 for Non-Severe and 9 for Severe and round up to the nearest whole number.

From the funds deemed available as a matching contribution, the district may also retain \$19,776 per portable toilet unit in each reporting period for the cost to provide necessary interim toilet facilities for the currently unhoused pupils of the district. The amount shown shall be adjusted annually in the manner prescribed in Section 1859.71. The number of toilet facilities needed for interim housing shall be the sum of the positive numbers determined in (b)(7) divided by eight rounded up to the nearest whole number.

From the funds deemed available as a matching contribution, the district may also retain \$19,776 per classroom in each reporting period for the cost to provide necessary interim housing for the currently unhoused pupils displaced as a result of a SAB approved seismic mitigation project pursuant to Section 1859.82.2. The amount shown shall be adjusted annually in the manner prescribed in Section 1859.71. The number of classrooms needed for interim housing shall be the quotient of the displaced pupils by 25 for K-6, 27 for 7-12, 13 for Non-Severe and 9 for Severe and round up to the nearest whole number.

If the district's available funds, as determined by the OPSC analysis less costs for interim housing, is less than its matching share, the district will be deemed to have met the requirements of this Subsection.

(c) The district has made all reasonable efforts to fund its matching share of the project by demonstrating it is levying the developer fee justified under law or an alternative revenue source equal to or greater than the developer fee otherwise justified under law at the time of request for hardship and the district meets at least one of the following:

(1) The current outstanding bonded indebtedness of the district issued for the purpose of constructing school facilities in accordance with Education Code Section 17072.35 or 17074.25 as appropriate, at the time of request for financial hardship status, is at least 60 percent of the district's total bonding capacity. Outstanding bonded indebtedness includes that part of general obligation bonds, Mello-Roos Bonds, School Facility Improvement District Bonds and certificates of participation which the district is paying a debt service that was issued for capital outlay school facility purposes.

(2) The district had a successful registered voter bond election for at least the maximum amount allowed under Proposition 39 within the previous two years from the date of request for financial hardship status. The proceeds from the bond election that represent the maximum amount allowed under the provisions of Proposition 39 must be used to fund the district's matching share requirement for SFP project(s).

(3) It is a County Superintendent of Schools.

(4) The district's total bonding capacity at the time of the request for financial hardship status is \$5 million or less.

(5) Other evidence of reasonable effort as approved by the SAB.

If the district's request for financial hardship status is denied by the Board, the district may be deemed eligible for rental payments of \$2,000 per year per classroom under the Emergency School Classroom Law of 1979 for a two year period when relocatable classroom buildings are available and the district provides financial documentation that it is unable to afford the full rental amount and any other information satisfactory to the Board that the rental reduction is necessary. The number of classrooms eligible for the \$2,000 rental payments shall be the sum of the numbers determined in (c)(5)(B) as follows:

(A) Determine the number of pupils by grade level that the district requested a New Construction Grant on the Form SAB 50-04 that were denied financial hardship status.

(B) Divide the number by grade level determined in (c)(5)(A) by 25 for K-6, 27 for 7-12, 13 for Non-Severe and 9 for Severe and round up to the nearest whole number.

(d) The district has not signed a contract for acquisition or construction of classrooms that replace existing facility(ies), which were included in the determination of the district's new construction eligibility pursuant to Education Code Section 17071.75, in a locally funded project during the five-year period immediately preceding the district's application for financial hardship assistance. This restriction may be lifted if the Board finds that unforeseen and extenuating circumstances existed that required the district to use local funds to replace the facility(ies).

(e) If the district meets the financial hardship requirements in this Section, the amount of financial hardship is equal to the district's matching share less funds deemed available in (a).

(1) Once a district has been notified by OPSC that it meets the requirements of financial hardship in this Section, the district may file Form SAB 50-04 under the

provisions of financial hardship anytime within a period of 180 calendar days from the date of the OPSC notification.

(2) If the district does not submit Form SAB 50-04 under the provisions of financial hardship within 180 calendar days of the OPSC notification of approval of financial hardship status, the district must re-qualify for financial hardship status under the provisions of this Section by submittal of a new request for financial hardship status.

(3) If the project(s) has been included on an unfunded list for more than 180 calendar days, a review of the district's funds pursuant to (a) will be made to determine if additional district funds are available to fund the district's matching share of the project(s).

Financial hardship approval status by the OPSC for a separate design and/or site apportionment does not apply to any subsequent funding for the project(s).

(f) If the district submits Form SAB 50-04 within 180 calendar days of the OPSC notification of approval of financial hardship and the project(s) has been included on the "Unfunded List (Lack of AB 55 Loans)" for more than 180 calendar days as a result of the State of California's inability to provide interim financing from the Pooled Money Investment Account (AB 55 loans), the Board may suspend the unfunded review requirement as defined in Regulation Section 1859.81(e). Projects added to any other unfunded list shall be subject to the review detailed in Regulation Section 1859.81(e). Regulation Section 1859.81(f) shall become inoperative July 1, 2011.

(g) A project added to an unfunded list on or after July 1, 2011 will be subject to the review detailed in section (e)(3). For projects added to an unfunded list between February 25, 2009 and June 30, 2011, only the district's financial records on or after July 1, 2011 will be considered in calculating any adjustment to the district's matching share.

(h) On or after September 22, 2017, a district may submit a request for funding in advance of obtaining a determination of Financial Hardship.

(1) To be considered for Financial Hardship, the district must check the box on the Form SAB 50-04 requesting Financial Hardship pursuant to this subsection when submitting a request for funding.

(2) Prior to processing an application OPSC will notify the district in writing to submit the necessary documentation for a Financial Hardship analysis pursuant to (a), (b), (c) and (d). OPSC will not accept any documents for a Financial Hardship analysis in advance of the notification. Failure to submit the requested documentation within 60 calendar days of OPSC's notification will result in either a. or b.:

a. District may amend their Form SAB 50-04 to exclude the request for Financial Hardship determination.

b. OPSC will return the request for funding and related materials to the district.

(3) Upon notification of Financial Hardship approval, any Form SAB 50-04 processed within 180 calendar days of the approval date will be included in the approval.

(4) For any Form SAB 50-04 processed more than 180 calendar days after the date of the Financial Hardship approval the district shall re-qualify for Financial Hardship status.

Note: Authority cited: Sections 17070.35, 17075.15, 17078.72 and 17592.73, Education Code.

Reference: Sections 17071.75, 17075.10, 17075.15, and 17079.20, Education Code.