

State Allocation Board Meeting Notice and Agenda



Lisa Silverman, Executive Officer
Office of Public School Construction
707 3rd Street, 6th Floor
West Sacramento, CA 95605

Public Meeting
Wednesday, December 9, 2020
Department of General Services
Ziggurat Building
707 3rd Street, 6th Floor, Conference Room 6-300*
West Sacramento, CA 95605
2:00 p.m.*

Pursuant to Governor Newsom's Executive Order N-25-20, issued March 12, 2020, the upcoming meeting of the State Allocation Board will be conducted by way of teleconferencing. The physical, publicly-accessible teleconference location from which members of the public may observe and offer public comment is reflected above.

Additionally, interested persons may observe the meeting by going to Zoom Meeting at:

Join Zoom Meeting
<https://zoom.us/j/99214301604?pwd=ZlplUjM1bVRyUHFZUjFnbmMyamZSZz09>

Meeting ID: 992 1430 1604
Passcode: 477868

One tap mobile

+16699006833,,99214301604#,,,,,0#,,477868# US (San Jose)

+12532158782,,99214301604#,,,,,0#,,477868# US (Tacoma)

Dial by your location

+1 669 900 6833 US (San Jose)

+1 253 215 8782 US (Tacoma)

+1 346 248 7799 US (Houston)

+1 301 715 8592 US (Germantown)

+1 312 626 6799 US (Chicago)

+1 929 205 6099 US (New York)

Meeting ID: 992 1430 1604

Passcode: 477868

General Information

(916) 376-1771

For further information, please contact your Project Manager.

*Meeting location and time subject to change.

Individuals who need auxiliary aids for effective participation are invited to make their requests and preferences known to Ms. Lisa Jones at (916) 376-1753 five days prior to the meeting.

A copy of the 10-Day Notice can be found on [OPSC's website](#).

December 9, 2020

Agenda

<u>SUBJECT</u>	<u>PRESENTER</u>	<u>PAGE</u>
Call Meeting to Order	Chair	
Roll Call	Secretary	
Table of Contents		i – ii
Alphabetical Listing		iii - x
Minutes of October 28, 2020		1 - 6
Executive Officer Statement		7 - 8
<u>CONSENT AGENDA</u>		
<u>SCHOOL FACILITY PROGRAM</u>		
Resolution		9
Eligibility Approvals		10 - 25
Unfunded Approvals		26 - 54
Amended Approvals (Funding)		55 - 61
Closeouts		62 - 65
Charter School Facilities Program Rescission		66 - 71
Substantial Progress Reduction to Costs Incurred		72 - 73
Facility Hardship/Rehabilitation Program		74 - 127
<u>FULL-DAY KINDERGARTEN FACILITIES GRANT PROGRAM</u>		
Resolution		128
Amended Design		129
<u>OTHER PROGRAMS</u>		
Unused Sites Program		130 - 169

NEXT MONTHLY STATE ALLOCATION BOARD MEETING -JANUARY 27, 2021

December 9, 2020 Agenda

SUBJECT

PAGE

FINANCIAL REPORTS

170 - 190

REPORTS, DISCUSSION AND INFORMATION ITEMS

State Allocation Board Three-Month Projected Workload	191 - 192
Dates for 2021 State Allocation Board Meetings	193
School Facility Program Unfunded List (Regulation Section 1859.95)	194 - 199
School Facility Program Workload List	200 - 220
Emergency Time Extension Request Log	221 - 228a
Full-Day Kindergarten Facilities Grant Workload List	229 - 235
School Facility Program Acknowledged List (Regulation Section 1859.95.1)	236 - 252
Facility Hardship/Rehabilitation Approvals Without Funding	253 - 254
Financial Hardship Regulation Section 1859.81	255 - 258

December 9, 2020

Alphabetical Listing

School District	County	Category	Page No.
ACKERMAN CHARTER (FORMERLY ACKERMAN E.S.)	PLACER	Unused Sites	Consent130
ADELANTO ELEMENTARY	SAN BERNARDINO	Unused Sites	Consent130
ALISAL UNION	MONTEREY	Unused Sites	Consent130
ALLENSWORTH ELEMENTARY	TULARE	Unused Sites	Consent130
ALPAUGH UNIFIED	TULARE	Unused Sites	Consent130
ALUM ROCK UNION ELEMENTARY	SANTA CLARA	SFP-Charter	Consent66
AMADOR COUNTY UNIFIED	AMADOR	Unused Sites	Consent130
ANTELOPE ELEMENTARY	TEHAMA	Unused Sites	Consent130
ANTELOPE VALLEY UNION HIGH	LOS ANGELES	Unused Sites	Consent130
ANTIOCH UNIFIED	CONTRA COSTA	Unused Sites	Consent130
APPLE VALLEY UNIFIED	SAN BERNARDINO	Unused Sites	Consent130
ARCATA ELEMENTARY	HUMBOLDT	Unused Sites	Consent130
ARENA UNION ELEMENTARY	MENDOCINO	Unused Sites	Consent130
ARMONA UNION ELEMENTARY	KINGS	Unused Sites	Consent130
ATWATER ELEMENTARY	MERCED	Unused Sites	Consent130
AUBURN UNION ELEMENTARY	PLACER	Unused Sites	Consent130
AZUSA UNIFIED	LOS ANGELES	Unused Sites	Consent130
BAKER VALLEY UNIFIED	SAN BERNARDINO	Unused Sites	Consent130
BANNING UNIFIED	RIVERSIDE	Unused Sites	Consent130
BARSTOW UNIFIED	SAN BERNARDINO	Unused Sites	Consent130
BEAUMONT UNIFIED	RIVERSIDE	Unused Sites	Consent130
BENICIA UNIFIED	SOLANO	Unused Sites	Consent130
BERRYESSA UNION ELEMENTARY	SANTA CLARA	Unused Sites	Consent130
BIG VALLEY JOINT UNIFIED	LASSEN	Unused Sites	Consent130
BORREGO SPRINGS UNIFIED	SAN DIEGO	Unused Sites	Consent130
BRAWLEY ELEMENTARY	IMPERIAL	Unused Sites	Consent130
BRENTWOOD UNION	CONTRA COSTA	Unused Sites	Consent130
BRET HARTE UNION HIGH	CALAVERAS	Unused Sites	Consent130
BURBANK UNIFIED	LOS ANGELES	SFP-Modernization	Consent13
CAJON VALLEY UNION ELEM.	SAN DIEGO	Unused Sites	Consent130
CALAVERAS UNIFIED	CALAVERAS	Unused Sites	Consent130
CALEXICO UNIFIED	IMPERIAL	SFP-New Constr.	Consent84*
CALIPATRIA UNIFIED	IMPERIAL	Unused Sites	Consent130
CAMBRIAN	SANTA CLARA	Unused Sites	Consent130
CAMPBELL UNION ELEMENTARY	SANTA CLARA	SFP-Modernization	Consent13
CAMPBELL UNION ELEMENTARY	SANTA CLARA	Unused Sites	Consent130
CAPAY JOINT UNION ELEM.	GLENN	SFP-Modernization	Consent58
CARMEL UNIFIED	MONTEREY	Unused Sites	Consent130
CARPINTERIA UNIFIED	SANTA BARBARA	Unused Sites	Consent130
CASTAIC UNION	LOS ANGELES	Unused Sites	Consent130
CENTRAL UNIFIED	FRESNO	SFP-New Constr.	Consent13
CENTRAL UNIFIED	FRESNO	SFP-New Constr.	Consent26*
CENTRAL UNIFIED	FRESNO	Unused Sites	Consent130
CENTRAL UNION HIGH	IMPERIAL	Unused Sites	Consent130
CHAFFEY JOINT UNION HIGH	SAN BERNARDINO	SFP-Modernization	Consent13

December 9, 2020

Alphabetical Listing

School District	County	Category	Page No.
CHAFFEY JOINT UNION HIGH	SAN BERNARDINO	SFP-Modernization	Consent26*
CHAFFEY JOINT UNION HIGH	SAN BERNARDINO	Unused Sites	Consent130
CHARTER OAK UNIFIED	LOS ANGELES	Unused Sites	Consent130
CHICO UNIFIED	BUTTE	SFP-Career Tech	Consent61
CHICO UNIFIED	BUTTE	Unused Sites	Consent130
CLOVIS UNIFIED	FRESNO	Unused Sites	Consent130
COACHELLA VALLEY UNIFIED	RIVERSIDE	Unused Sites	Consent130
COLFAX ELEMENTARY	PLACER	Unused Sites	Consent130
COLTON JOINT UNIFIED	SAN BERNARDINO	SFP-Modernization	Consent90*
COLUMBIA UNION ELEMENTARY	TUOLUMNE	Unused Sites	Consent130
COLUSA UNIFIED	COLUSA	SFP-New Constr.	Consent10
COMPTON UNIFIED	LOS ANGELES	Unused Sites	Consent130
CONEJO VALLEY UNIFIED	VENTURA	Unused Sites	Consent130
CORONADO UNIFIED	SAN DIEGO	Unused Sites	Consent130
CORONA-NORCO UNIFIED	RIVERSIDE	SFP-New Constr.	Consent 10/13
CORONA-NORCO UNIFIED	RIVERSIDE	SFP-New Constr.	Consent 10/13
CORONA-NORCO UNIFIED	RIVERSIDE	SFP-New Constr.	Consent 10/13
CORONA-NORCO UNIFIED	RIVERSIDE	SFP-New Constr.	Consent 10/13
CORONA-NORCO UNIFIED	RIVERSIDE	Unused Sites	Consent130
COTATI-ROHNERT PARK UNIFIED	SONOMA	Unused Sites	Consent130
CULVER CITY UNIFIED	LOS ANGELES	Unused Sites	Consent130
CUPERTINO UNION	SANTA CLARA	Unused Sites	Consent130
CURTIS CREEK ELEMENTARY	TUOLUMNE	Unused Sites	Consent130
CUTLER-OROSI JOINT UNIFIED	TULARE	Full-Day Kinder	Consent129
CUYAMA JOINT UNIFIED	SANTA BARBARA	Unused Sites	Consent130
CYPRESS ELEMENTARY	ORANGE	Unused Sites	Consent130
DEHESA	SAN DIEGO	Unused Sites	Consent130
DEL NORTE COUNTY UNIFIED	DEL NORTE	SFP-Modernization	Consent95*
DEL NORTE COUNTY UNIFIED	DEL NORTE	SFP-Modernization	Consent100*
DEL NORTE COUNTY UNIFIED	DEL NORTE	Unused Sites	Consent130
DELANO JOINT UNION HIGH	KERN	Unused Sites	Consent130
DELANO UNION ELEMENTARY	KERN	Unused Sites	Consent130
DESERT SANDS UNIFIED	RIVERSIDE	Unused Sites	Consent130
EASTSIDE UNION	LOS ANGELES	Unused Sites	Consent130
EDISON ELEMENTARY	KERN	Unused Sites	Consent130
EL DORADO CO. OFFICE OF ED.	EL DORADO	Unused Sites	Consent130
EL RANCHO UNIFIED	LOS ANGELES	Unused Sites	Consent130
ELK GROVE UNIFIED	SACRAMENTO	Unused Sites	Consent130
ESPARTO UNIFIED	YOLO	Unused Sites	Consent130
EUREKA CITY SCHOOLS	HUMBOLDT	Unused Sites	Consent130
EVERGREEN UNION ELEMENTARY	TEHAMA	SFP-New Constr.	Consent13
EVERGREEN UNION ELEMENTARY	TEHAMA	Unused Sites	Consent130

December 9, 2020

Alphabetical Listing

School District	County	Category	Page No.
FAIRFIELD-SUISUN UNIFIED	SOLANO	Unused Sites	Consent130
FARMERSVILLE UNIFIED	TULARE	Unused Sites	Consent130
FONTANA UNIFIED	SAN BERNARDINO	Unused Sites	Consent130
FORESTHILL UNION ELEMENTARY	PLACER	Unused Sites	Consent130
FORKS OF SALMON ELEMENTARY	SISKIYOU	Unused Sites	Consent130
FOUNTAIN VALLEY ELEMENTARY	ORANGE	Unused Sites	Consent130
FREMONT UNION HIGH	SANTA CLARA	Unused Sites	Consent130
FRESNO UNIFIED	FRESNO	Unused Sites	Consent130
FULLERTON JOINT UNION HIGH	ORANGE	SFP-Modernization	Consent105*
GALT JOINT UNION ELEMENTARY	SACRAMENTO	Unused Sites	Consent130
GATEWAY UNIFIED	SHASTA	Unused Sites	Consent130
GLENDALE UNIFIED	LOS ANGELES	Unused Sites	Consent130
GOLETA UNION ELEMENTARY	SANTA BARBARA	Unused Sites	Consent130
GREENFIELD UNION	KERN	Unused Sites	Consent130
GRIDLEY UNIFIED	BUTTE	SFP-Modernization	Consent26*
GRIDLEY UNIFIED	BUTTE	Unused Sites	Consent130
GUADALUPE UNION ELEMENTARY	SANTA BARBARA	Unused Sites	Consent130
GUSTINE UNIFIED	MERCED	SFP-Modernization	Consent109*
GUSTINE UNIFIED	MERCED	SFP-Modernization	Consent114*
HACIENDA LA PUENTE UNIFIED	LOS ANGELES	Unused Sites	Consent130
HEMET UNIFIED	RIVERSIDE	Unused Sites	Consent130
HERMOSA BEACH CITY ELEM.	LOS ANGELES	Unused Sites	Consent130
HESPERIA UNIFIED	SAN BERNARDINO	Unused Sites	Consent130
HICKMAN ELEMENTARY	STANISLAUS	Unused Sites	Consent130
HOPE ELEMENTARY	TULARE	Unused Sites	Consent130
IMPERIAL CO. OFFICE OF ED.	IMPERIAL	Unused Sites	Consent130
IRVINE UNIFIED	ORANGE	Unused Sites	Consent130
ISLAND UNION ELEMENTARY	KINGS	SFP-New Constr.	Consent55
JEFFERSON UNION HIGH	SAN MATEO	Unused Sites	Consent130
JURUPA UNIFIED	RIVERSIDE	SFP-Modernization	Consent26*
KEPPEL UNION ELEMENTARY	LOS ANGELES	Unused Sites	Consent130
KERN CO. OFFICE OF EDUCATION	KERN	Unused Sites	Consent130
KINGS CANYON JOINT UNIFIED	FRESNO	Unused Sites	Consent130
KONOCI UNIFIED	LAKE	Unused Sites	Consent130
LA CANADA UNIFIED	LOS ANGELES	Unused Sites	Consent130
LAKE ELSINORE UNIFIED	RIVERSIDE	Unused Sites	Consent130
LAKEPORT UNIFIED	LAKE	Unused Sites	Consent130
LAKESIDE UNION	KERN	Unused Sites	Consent130
LANCASTER ELEMENTARY	LOS ANGELES	Unused Sites	Consent130
LARKSPUR-CORTE MADERA	MARIN	Unused Sites	Consent130
LAS LOMITAS ELEMENTARY	SAN MATEO	Unused Sites	Consent130
LIBERTY UNION HIGH	CONTRA COSTA	Unused Sites	Consent130
LITTLE LAKE CITY ELEMENTARY	LOS ANGELES	Unused Sites	Consent130
LIVINGSTON UNION	MERCED	Unused Sites	Consent130
LODI UNIFIED	SAN JOAQUIN	Unused Sites	Consent130
LOMPOC UNIFIED	SANTA BARBARA	Unused Sites	Consent130

December 9, 2020

Alphabetical Listing

School District	County	Category	Page No.
LOS ALTOS ELEMENTARY	SANTA CLARA	Unused Sites	Consent130
LOS ANGELES CO. OFFICE OF ED.	LOS ANGELES	SFP-New Constr.	Consent72
LOS ANGELES UNIFIED	LOS ANGELES	SFP-COS	Consent62
LOS ANGELES UNIFIED	LOS ANGELES	SFP-COS	Consent64
LOS ANGELES UNIFIED	LOS ANGELES	SFP-Charter Schools	Consent72
LOS ANGELES UNIFIED	LOS ANGELES	SFP-Charter Schools	Consent72
LOS ANGELES UNIFIED	LOS ANGELES	SFP-Modernization	Consent13
LOS ANGELES UNIFIED	LOS ANGELES	SFP-Modernization	Consent26*
LOS ANGELES UNIFIED	LOS ANGELES	SFP-Modernization	Consent26*
LOS ANGELES UNIFIED	LOS ANGELES	SFP-Modernization	Consent26*
LOS ANGELES UNIFIED	LOS ANGELES	SFP-Modernization	Consent26*
LOS ANGELES UNIFIED	LOS ANGELES	SFP-Modernization	Consent26*
LOS ANGELES UNIFIED	LOS ANGELES	SFP-Modernization	Consent26*
LOS ANGELES UNIFIED	LOS ANGELES	SFP-Modernization	Consent26*
LOS ANGELES UNIFIED	LOS ANGELES	SFP-Modernization	Consent26*
LOS ANGELES UNIFIED	LOS ANGELES	SFP-Modernization	Consent26*
LOS ANGELES UNIFIED	LOS ANGELES	SFP-Modernization	Consent26*
LOS ANGELES UNIFIED	LOS ANGELES	SFP-Modernization	Consent26*
LOS ANGELES UNIFIED	LOS ANGELES	SFP-Modernization	Consent26*
LOS ANGELES UNIFIED	LOS ANGELES	SFP-Modernization	Consent26*
LOS ANGELES UNIFIED	LOS ANGELES	SFP-Modernization	Consent13**
LOS ANGELES UNIFIED	LOS ANGELES	Unused Sites	Consent130
LOS GATOS-SARATOGA JOINT UNION HIGH	SANTA CLARA	Unused Sites	Consent130
LOST HILLS UNION ELEMENTARY	KERN	Unused Sites	Consent130
LOWELL JOINT ELEMENTARY	LOS ANGELES	Unused Sites	Consent130
LUCIA MAR UNIFIED	SAN LUIS OBISPO	Unused Sites	Consent130
MAMMOTH UNIFIED	MONO	Unused Sites	Consent130
MANHATTAN BEACH UNIFIED	LOS ANGELES	Unused Sites	Consent130
MANTECA UNIFIED	SAN JOAQUIN	Unused Sites	Consent130
MARICOPA UNIFIED	KERN	Unused Sites	Consent130
MARIPOSA COUNTY UNIFIED	MARIPOSA	Unused Sites	Consent130
MARK TWAIN UNION ELEMENTARY	CALAVERAS	Unused Sites	Consent130
MARYSVILLE JOINT UNIFIED	YUBA	Unused Sites	Consent130
MENDOCINO UNIFIED	MENDOCINO	Unused Sites	Consent130
MENIFEE UNION ELEMENTARY	RIVERSIDE	SFP-New Constr.	Consent13
MERCED CITY ELEMENTARY	MERCED	Unused Sites	Consent130
MERCED UNION HIGH	MERCED	Unused Sites	Consent130
MILL VALLEY ELEMENTARY	MARIN	Unused Sites	Consent130
MILLBRAE ELEMENTARY	SAN MATEO	Unused Sites	Consent130
MILLER CREEK ELEMENTARY	MARIN	Unused Sites	Consent130
MILPITAS UNIFIED	SANTA CLARA	SFP-New Constr.	Consent10/13
MILPITAS UNIFIED	SANTA CLARA	SFP-New Constr.	Consent26*
MILPITAS UNIFIED	SANTA CLARA	Unused Sites	Consent130
MOJAVE UNIFIED	KERN	Unused Sites	Consent130
MONTEREY PENINSULA UNIFIED	MONTEREY	SFP-Modernization	Consent10
MONTEREY PENINSULA UNIFIED	MONTEREY	Unused Sites	Consent130

December 9, 2020

Alphabetical Listing

School District	County	Category	Page No.
MORELAND ELEMENTARY	SANTA CLARA	Unused Sites	Consent130
MORENO VALLEY UNIFIED	RIVERSIDE	Unused Sites	Consent130
MORONGO UNIFIED	SAN BERNARDINO	Unused Sites	Consent130
MOUNTAIN VALLEY UNIFIED	TRINITY	SFP-New Constr.	Consent74*
MOUNTAIN VIEW ELEMENTARY	SAN BERNARDINO	Unused Sites	Consent130
MOUNTAIN VIEW WHISMAN ELEM.	SANTA CLARA	Unused Sites	Consent130
MT. DIABLO UNIFIED	CONTRA COSTA	Unused Sites	Consent130
NAPA VALLEY UNIFIED	NAPA	SFP-New Constr.	Consent80*
NATOMAS UNIFIED	SACRAMENTO	Unused Sites	Consent130
NEEDLES UNIFIED	SAN BERNARDINO	Unused Sites	Consent130
NEVADA CITY	NEVADA	Unused Sites	Consent130
NEW HAVEN UNIFIED	ALAMEDA	Unused Sites	Consent130
NORRIS	KERN	Unused Sites	Consent130
NORWALK-LA MIRADA UNIFIED	LOS ANGELES	Unused Sites	Consent130
OAK GROVE ELEMENTARY	SANTA CLARA	Unused Sites	Consent130
OAKDALE JOINT UNIFIED	STANISLAUS	Unused Sites	Consent130
OAKLAND UNIFIED	ALAMEDA	SFP-Charter Schools	Consent26*
OAKLAND UNIFIED	ALAMEDA	SFP-Charter Schools	Consent26*
OAKLAND UNIFIED	ALAMEDA	SFP-Charter Schools	Consent26*
OAKLAND UNIFIED	ALAMEDA	SFP-Charter Schools	Consent26*
OAKLAND UNIFIED	ALAMEDA	SFP-Charter Schools	Consent26*
OAKLEY UNION ELEMENTARY	CONTRA COSTA	Unused Sites	Consent130
OCEAN VIEW ELEMENTARY	ORANGE	Unused Sites	Consent130
OCEANSIDE CITY UNIFIED	SAN DIEGO	Unused Sites	Consent130
ORANGE UNIFIED	ORANGE	Unused Sites	Consent130
PACHECO UNION ELEMENTARY	SHASTA	Unused Sites	Consent130
PALM SPRINGS UNIFIED	RIVERSIDE	Unused Sites	Consent130
PALMDALE ELEMENTARY	LOS ANGELES	Unused Sites	Consent130
PALO ALTO UNIFIED	SANTA CLARA	Unused Sites	Consent130
PALOS VERDES PENINSULA UNIF.	LOS ANGELES	Unused Sites	Consent130
PARADISE UNIFIED	BUTTE	Unused Sites	Consent130
PASADENA UNIFIED	LOS ANGELES	Unused Sites	Consent130
PASO ROBLES JOINT UNIFIED	SAN LUIS OBISPO	Unused Sites	Consent130
PATTERSON JOINT UNIFIED	STANISLAUS	Unused Sites	Consent130
PERRIS UNION HIGH	RIVERSIDE	Unused Sites	Consent130
PIONEER UNION ELEMENTARY	KINGS	SFP-New Constr.	Consent13
PIONEER UNION ELEMENTARY	KINGS	SFP-New Constr.	Consent57
PITTSBURG UNIFIED	CONTRA COSTA	Unused Sites	Consent130
PLEASANT RIDGE UNION ELEM.	NEVADA	Unused Sites	Consent130
PLEASANTON UNIFIED	ALAMEDA	Unused Sites	Consent130
PLUMAS ELEMENTARY	YUBA	Unused Sites	Consent130
PORTERVILLE UNIFIED	TULARE	Unused Sites	Consent130
PRINCETON JOINT UNIFIED	GLENN	Unused Sites	Consent130
RANCHO SANTA FE ELEMENTARY	SAN DIEGO	Unused Sites	Consent130
REDONDO BEACH UNIFIED	LOS ANGELES	Unused Sites	Consent130
REEF-SUNSET UNIFIED	KINGS	Unused Sites	Consent130

December 9, 2020

Alphabetical Listing

School District	County	Category	Page No.
RICHLAND UNION ELEMENTARY	KERN	Unused Sites	Consent130
RIM OF THE WORLD UNIFIED	SAN BERNARDINO	Unused Sites	Consent130
RIO ELEMENTARY	VENTURA	SFP-New Constr.	Consent13
RIVERDALE JOINT UNIFIED	FRESNO	Unused Sites	Consent130
RIVERSIDE CO. OFFICE OF ED.	RIVERSIDE	Unused Sites	Consent130
RIVERSIDE UNIFIED	RIVERSIDE	Unused Sites	Consent130
ROBERTS FERRY UNION ELEM.	STANISLAUS	Unused Sites	Consent130
ROBLA ELEMENTARY	SACRAMENTO	Unused Sites	Consent130
ROCKFORD ELEMENTARY	TULARE	Unused Sites	Consent130
ROMOLAND ELEMENTARY	RIVERSIDE	Unused Sites	Consent130
ROSEVILLE JOINT UNION HIGH	PLACER	Unused Sites	Consent130
ROSS VALLEY	MARIN	Unused Sites	Consent130
SALIDA UNION	STANISLAUS	Unused Sites	Consent130
SAN BENITO HIGH	SAN BENITO	SFP-Modernization	Consent26*
SAN BERNARDINO CITY UNIFIED	SAN BERNARDINO	Unused Sites	Consent130
SAN BERNARDINO CO. OFFICE OF EDUCATION	SAN BERNARDINO	Unused Sites	Consent130
SAN BRUNO PARK ELEMENTARY	SAN MATEO	Unused Sites	Consent130
SAN DIEGO UNIFIED	SAN DIEGO	Unused Sites	Consent130
SAN FRANCISCO UNIFIED	SAN FRANCISCO	Unused Sites	Consent130
SAN JACINTO UNIFIED	RIVERSIDE	Unused Sites	Consent130
SAN JOSE UNIFIED	SANTA CLARA	Unused Sites	Consent130
SAN LORENZO UNIFIED	ALAMEDA	Unused Sites	Consent130
SAN LUCAS UNION ELEMENTARY	MONTEREY	Unused Sites	Consent130
SAN LUIS COASTAL UNIFIED	SAN LUIS OBISPO	Unused Sites	Consent130
SAN MARCOS UNIFIED	SAN DIEGO	SFP-New Constr.	Consent13
SAN MARCOS UNIFIED	SAN DIEGO	SFP-New Constr.	Consent26*
SAN MARCOS UNIFIED	SAN DIEGO	SFP-Modernization	Consent13
SAN MARCOS UNIFIED	SAN DIEGO	SFP-Modernization	Consent26*
SAN PASQUAL VALLEY UNIFIED	IMPERIAL	Unused Sites	Consent130
SANTA ANA UNIFIED	ORANGE	Unused Sites	Consent130
SANTA BARBARA UNIFIED	SANTA BARBARA	Unused Sites	Consent130
SANTA CLARA UNIFIED	SANTA CLARA	Unused Sites	Consent130
SANTA MARIA-BONITA	SANTA BARBARA	Unused Sites	Consent130
SANTA MONICA-MALIBU UNIFIED	LOS ANGELES	Unused Sites	Consent130
SANTA ROSA ELEMENTARY	SONOMA	Unused Sites	Consent130
SANTEE ELEMENTARY	SAN DIEGO	Unused Sites	Consent130
SIERRA SANDS UNIFIED	KERN	Unused Sites	Consent130
SIERRA UNIFIED	FRESNO	Unused Sites	Consent130
SIMI VALLEY UNIFIED	VENTURA	Unused Sites	Consent130
SNOWLINE JOINT UNIFIED	SAN BERNARDINO	Unused Sites	Consent130
SONOMA CO. OFFICE OF ED.	SONOMA	SFP-New Constr.	Consent13
SONORA UNION HIGH	TUOLUMNE	Unused Sites	Consent130
SOUTH MONTEREY COUNTY HIGH	MONTEREY	SFP-New Constr.	Consent10
SOUTH PASADENA UNIFIED	LOS ANGELES	Unused Sites	Consent130
SOUTH SAN FRANCISCO UNIFIED	SAN MATEO	Unused Sites	Consent130

December 9, 2020

Alphabetical Listing

School District	County	Category	Page No.
SOUTHERN KERN UNIFIED	KERN	Unused Sites	Consent130
SOUTHERN TRINITY JOINT UNIF.	TRINITY	Unused Sites	Consent130
SPRINGVILLE UNION ELEM.	TULARE	Unused Sites	Consent130
ST. HELENA UNIFIED	NAPA	SFP-Modernization	Consent119*
STANDARD ELEMENTARY	KERN	Unused Sites	Consent130
STOCKTON UNIFIED	SAN JOAQUIN	SFP-Modernization	Consent130
STOCKTON UNIFIED	SAN JOAQUIN	SFP-Modernization	Consent60
STOCKTON UNIFIED	SAN JOAQUIN	Unused Sites	Consent130
SUNNYVALE ELEMENTARY	SANTA CLARA	Unused Sites	Consent130
SWEETWATER UNION HIGH	SAN DIEGO	Unused Sites	Consent130
SYLVAN UNION ELEMENTARY	STANISLAUS	Unused Sites	Consent130
TAHOE-TRUCKEE UNIFIED	PLACER	Unused Sites	Consent130
TAMALPAIS UNION HIGH	MARIN	Unused Sites	Consent130
TEHACHAPI UNIFIED	KERN	Unused Sites	Consent130
TEMECULA VALLEY UNIFIED	RIVERSIDE	SFP-Modernization	Consent124*
TEMECULA VALLEY UNIFIED	RIVERSIDE	Unused Sites	Consent130
TRAVIS UNIFIED	SOLANO	Unused Sites	Consent130
TULARE CITY ELEMENTARY	TULARE	Unused Sites	Consent130
TWIN RIVERS UNIFIED	SACRAMENTO	Unused Sites	Consent130
UKIAH UNIFIED	MENDOCINO	Unused Sites	Consent130
UNION ELEMENTARY	SANTA CLARA	Unused Sites	Consent130
VALLECITO UNION ELEMENTARY	CALAVERAS	Unused Sites	Consent130
VALLEJO CITY UNIFIED	SOLANO	Unused Sites	Consent130
VALLEY CENTER-PAUMA	SAN DIEGO	Unused Sites	Consent130
VENTURA UNIFIED	VENTURA	Unused Sites	Consent130
VICTOR ELEMENTARY	SAN BERNARDINO	Unused Sites	Consent130
VISALIA UNIFIED	TULARE	Unused Sites	Consent130
VISTA DEL MAR UNION ELEM.	SANTA BARBARA	Unused Sites	Consent130
WASCO UNION ELEMENTARY	KERN	Unused Sites	Consent130
WASCO UNION HIGH	KERN	Unused Sites	Consent130
WASHINGTON UNIFIED	FRESNO	Unused Sites	Consent130
WASHINGTON UNIFIED	YOLO	Unused Sites	Consent130
WEST CONTRA COSTA UNIFIED	CONTRA COSTA	SFP-Charter Schools	Consent26*
WEST CONTRA COSTA UNIFIED	CONTRA COSTA	SFP-Charter Schools	Consent26*
WEST CONTRA COSTA UNIFIED	CONTRA COSTA	Unused Sites	Consent130
WESTSIDE UNION ELEMENTARY	LOS ANGELES	Unused Sites	Consent130
WESTWOOD UNIFIED	LASSEN	Unused Sites	Consent130
WILLIAM S. HART UNION HIGH	LOS ANGELES	Unused Sites	Consent130
WINTERS JOINT UNIFIED	YOLO	Unused Sites	Consent130
WRIGHT ELEMENTARY	SONOMA	Unused Sites	Consent130
YUBA CITY UNIFIED	SUTTER	Unused Sites	Consent130

OPSC PROGRAM CODES

SCHOOL FACILITY PROGRAM (SFP)

- 50 – NEW CONSTRUCTION
- 51 – FACILITY HARDSHIP NEW CONSTRUCTION
- 52 – SFP JOINT-USE
- 53 – CRITICALLY OVERCROWDED SCHOOLS
- 54 – CHARTER SCHOOL FACILITIES PROGRAM
- 55 – CAREER TECH NEW CONSTRUCTION
- 56 – OVERCROWDING RELIEF GRANT PROGRAM
- 57 – MODERNIZATION
- 58 – FACILITY HARDSHIP MODERNIZATION
- 59 – CAREER TECH MODERNIZATION

OTHER PROGRAMS

- 25 – STATE RELOCATABLE CLASSROOM PROGRAM
- 34 – AIR CONDITIONING AND/OR INSULATION PROGRAM
- 40 – DEFERRED MAINTENANCE PROGRAM
- 61 – EMERGENCY REPAIR PROGRAM
- 70 – FULL-DAY KINDERGARTEN FACILITIES GRANT PROGRAM NEW
CONSTRUCTION
- 71 – FULL-DAY KINDERGARTEN FACILITIES GRANT PROGRAM RETROFIT

MINUTES

State Allocation Board

October 28, 2020

Upon notice duly given, the meeting of the State Allocation Board (SAB) was held at the Department of General Services, Ziggurat Building, located at 707 3rd Street, 6th Floor, Room 6-300, in West Sacramento, California on October 28, 2020 at 4:00 p.m.

Assembly Member Patrick O'Donnell, the Vice Chair of the SAB, announced that pursuant to Governor Newsom's Executive Order N-25-20, issued March 12, 2020, this meeting would be conducted by way of teleconference/Zoom meeting. The meeting was physically webcast from Room 6-300 in the Ziggurat Building in West Sacramento for anyone that would have liked to provide public comment in person.

Members of the SAB were present in order to establish a quorum for the meeting as follows:

- Gayle Miller, Chief Deputy Director, Policy, Department of Finance, designated representative for Keely Bosler, Director, Department of Finance
- Daniel Kim, Director, Department of General Services
- Juan Mireles, Director, School Facilities and Transportation Services Division, California Department of Education, designated representative for Tony Thurmond, Superintendent of Public Instruction
- Jeremy Smith, Governor's appointee
- Senator Scott Wilk
- Assembly Member Patrick O'Donnell
- Assembly Member Jordan Cunningham
- Assembly Member Autumn Burke

Members of the SAB absent were as follows:

- Senator Connie Leyva
- Senator Richard Roth

Representative of the SAB was as follows:

- Lisa Silverman, Executive Officer

Representatives of the Department of General Services, Office of Public School Construction (OPSC), were as follows:

- Lisa Silverman, Executive Officer
- Barbara Kampmeinert, Deputy Executive Officer

Representative of the Department of General Services, Office of Legal Services, was as follows:

- Tom Patton, Assistant Chief Counsel

With a quorum present, Assembly Member O'Donnell, Vice Chair, called the meeting to order at 4:01 p.m. The Vice Chair introduced and welcomed Mr. Jeremy Smith as the newest member to the SAB.

PRIOR MINUTES

A motion was made, and seconded, to approve the September 30, 2020 meeting Minutes. The Vice Chair called for a roll-call vote and the motion carried per the following votes:

MEMBER	AYE	NAY	ABSTAIN	ABSENT
Senator Wilk	X			
Senator Leyva				X
Senator Roth				X
Assembly Member O'Donnell	X			
Assembly Member Cunningham	X			
Assembly Member Burke	X			
Juan Mireles	X			
Jeremy Smith	X			
Daniel Kim	X			
Gayle Miller	X			
Total	8			2

Motion:

Carried X

Failed

EXECUTIVE OFFICER'S STATEMENT

The Executive Officer informed the SAB of the following:

19th Priority Funding Apportionments

The Priority Funding Apportionments Action Item in the Agenda reflected \$976.8 million in priority funding apportionments for 302 projects representing 131 applicants. Applicants are required to submit a *Fund Release Authorization* (Form SAB 50-05) by the end of the day on January 26, 2021 to OPSC in order to request the release of those funds.

Full-Day Kindergarten Facilities Grant Program Stakeholder Meeting

Proposed amendments to the existing program were presented as an Action Item in the Agenda. OPSC held a stakeholder meeting in early October to discuss proposed amendments as a result of Senate Bill (SB) 98, Chapter 24, Statutes of 2020, which rescinded the \$300 million previously appropriated by SB 75, Chapter 51, Statutes of 2019, for the 2019/2020 fiscal year. In addition, SB 98 provided clarifying language concerning funding and future filing rounds that would be contingent upon appropriation of funding by the Legislature. There were also minor wording changes that now align with the statute.

Time Extension Requests are Being Accepted

OPSC continues to provide extensions for school districts that are unable to meet OPSC's response deadlines as a result of the COVID-19 pandemic. As of October 9, 2020, OPSC received 323 requests. Since the last update at the September 2020 SAB meeting, an additional 25 requests have been received of which 23 of the 25 have been approved, one did not need an extension, and one is currently pending. The link for the online extension request form is available at <https://tinyurl.com/ufrq6wm>. For transparency purposes, an informational report detailing approved time extensions is being developed for inclusion in the December 2020 SAB Agenda.

EXECUTIVE OFFICER'S STATEMENT (cont.)**Next SAB Meeting**

The SAB and stakeholders were reminded that the next SAB meeting scheduled would be Wednesday, December 9, 2020 at 2:00 p.m. via Zoom.

CONSENT ITEMS

A motion was made, and seconded, to approve the Consent calendar as presented. The Vice Chair called for a roll-call vote and the motion carried per the following votes:

MEMBER	AYE	NAY	ABSTAIN	ABSENT
Senator Wilk	X			
Senator Leyva				X
Senator Roth				X
Assembly Member O'Donnell	X			
Assembly Member Cunningham	X			
Assembly Member Burke	X			
Juan Mireles	X			
Jeremy Smith	X			
Daniel Kim	X			
Gayle Miller	X			
Total	8			2

Motion:

Carried X

Failed

FINANCIAL REPORTS

The SAB accepted the Financial Reports as presented.

ACTION ITEMS***Priority Funding School Construction Apportionments***

A motion was made, and seconded, to approve the staff's recommendations, which was to 1) approve the Apportionments for the projects as shown on Attachment B in the amount of \$976.8 million; and 2) declare that all applications receiving Apportionments are subject to the new construction grant adjustment pursuant to Education Code Section 17072.11(b) and are not considered full and final until the SAB has made the adjustment.

ACTION ITEMS (cont).***Priority Funding School Construction Apportionments*** (cont.)

The Vice Chair called for a roll-call vote and the motion carried per the following votes:

MEMBER	AYE	NAY	ABSTAIN	ABSENT
Senator Wilk	X			
Senator Leyva				X
Senator Roth				X
Assembly Member O'Donnell	X			
Assembly Member Cunningham	X			
Assembly Member Burke	X			
Juan Mireles	X			
Jeremy Smith	X			
Daniel Kim	X			
Gayle Miller	X			
Total	8			2

Motion:

Carried X

Failed

Proposed Amendments to the Full-Day Kindergarten Facilities Grant Program

A motion was made, and seconded, to approve the staff's recommendations, which were to 1) adopt the proposed amendments to program regulations and the Grant Agreement template as shown as Attachments B and C; 2) authorize the Executive Officer to file the proposed regulations and the Grant Agreement template with the Office of Administrative Law on an emergency basis and make the regulations permanent. In addition to the approval of staff's recommendations, the Deputy Executive Officer read into the record a wording change on the Grant Agreement template (page 499) and stated the word "may" would remain on the template and the word 'shall' was incorrect. The Vice Chair called for a roll-call vote and the motion, including the wording change on the Grant Agreement template, carried per the following votes:

MEMBER	AYE	NAY	ABSTAIN	ABSENT
Senator Wilk	X			
Senator Leyva				X
Senator Roth				X
Assembly Member O'Donnell	X			
Assembly Member Cunningham	X			
Assembly Member Burke	X			
Juan Mireles	X			
Jeremy Smith	X			
Daniel Kim	X			
Gayle Miller	X			
Total	8			2

Motion:

Carried X

Failed

REPORTS, DISCUSSION, AND INFORMATION ITEMS

The SAB acknowledged the following reports:

- ***State Allocation Board Three-Month Projected Workload***
- ***Remaining State Allocation Board Meeting Date for the 2020 Calendar Year***
- ***School Facility Program Unfunded List as of September 30, 2020***
- ***School Facility Program Workload List of Applications Received Through September 30, 2020***
- ***Full-Day Kindergarten Facilities Grant Program Workload List as of September 30, 2020***
- ***School Facility Program Applications Received Beyond Bond Authority List as of September 30, 2020***
- ***Facility Hardship/Rehabilitation Approvals Without Funding as of September 30, 2020***

ADJOURNMENT

There being no further business to come before the SAB, the Vice Chair adjourned the meeting at 4:16 p.m.

A handwritten signature in black ink, appearing to read "Joaquin Silverman". The signature is written in a cursive, flowing style.

ATTACHMENT A
Approved Consent Items on 10/28/2020

Program	Application Number	District	County
SFP - Modernization	57/66431-00-000	ANAHEIM UNION HIGH	ORANGE
SFP - Modernization	57/66431-00-016	ANAHEIM UNION HIGH	ORANGE
SFP - Modernization	57/66431-00-017	ANAHEIM UNION HIGH	ORANGE
SFP - Modernization	57/64451-00-030	DOWNEY UNIFIED	LOS ANGELES
SFP - Modernization	57/68098-00-015	ESCONDIDO UNION ELEMENTARY	SAN DIEGO
SFP - Modernization	57/73809-00-005	FIREBAUGH-LAS DELTAS UNIFIED	FRESNO
SFP - Modernization	57/67090-00-000	JURUPA UNIFIED	RIVERSIDE
SFP - Modernization	57/64733-00-000	LOS ANGELES UNIFIED	LOS ANGELES
SFP - Modernization	57/64733-00-637	LOS ANGELES UNIFIED	LOS ANGELES
SFP - Modernization	57/64733-00-636	LOS ANGELES UNIFIED	LOS ANGELES
SFP - Modernization	57/64733-00-635	LOS ANGELES UNIFIED	LOS ANGELES
SFP - Modernization	58/64733-00-004	LOS ANGELES UNIFIED	LOS ANGELES
SFP - Modernization	57/66092-00-000	MONTEREY PENINSULA UNIFIED	MONTEREY
SFP - Modernization	57/67538-00-000	SAN BENITO HIGH	SAN BENITO
SFP - Modernization	57/68379-00-000	SAN YSIDRO ELEMENTARY	SAN DIEGO
SFP - Modernization	57/63040-00-002	SOUTHERN HUMBOLDT JOINT UNIFIED	HUMBOLDT
SFP - New Construction	50/71803-00-000	ALPAUGH UNIFIED	TULARE
SFP - New Construction	50/61994-00-000	ALVINA ELEMENTARY	FRESNO
SFP - New Construction	50/71472-00-003	ANTELOPE ELEMENTARY	TEHAMA
SFP - New Construction	50/71472-00-002	ANTELOPE ELEMENTARY	TEHAMA
SFP - New Construction	50/71472-00-001	ANTELOPE ELEMENTARY	TEHAMA
SFP - New Construction	50/65649-00-000	BALLICO-CRESSEY ELEMENTARY	MERCED
SFP - New Construction	50/63081-00-000	BRAWLEY UNION HIGH	IMPERIAL
SFP - New Construction	51/63099-00-001	CALEXICO UNIFIED	IMPERIAL
SFP - New Construction	50/75531-00-006	DINUBA UNIFIED	TULARE
SFP - New Construction	50/75531-00-000	DINUBA UNIFIED	TULARE
SFP - New Construction	50/72686-00-000	ESPARTO UNIFIED	YOLO
SFP - New Construction	50/73809-00-005	FIREBAUGH-LAS DELTAS UNIFIED	FRESNO
SFP - New Construction	50/61176-09-001	FREMONT UNIFIED	ALAMEDA
SFP - New Construction	50/61176-08-000	FREMONT UNIFIED	ALAMEDA
SFP - New Construction	50/61176-07-000	FREMONT UNIFIED	ALAMEDA
SFP - New Construction	50/61176-09-000	FREMONT UNIFIED	ALAMEDA
SFP - New Construction	50/62828-00-000	FRESHWATER ELEMENTARY	HUMBOLDT
SFP - New Construction	50/62836-00-000	GARFIELD ELEMENTARY	HUMBOLDT
SFP - New Construction	50/70714-00-000	GRAVENSTEIN UNION ELEMENTARY	SONOMA
SFP - New Construction	50/66035-00-002	GREENFIELD UNION ELEMENTARY	MONTEREY
SFP - New Construction	50/68130-12-005	GROSSMONT UNION HIGH	SAN DIEGO
SFP - New Construction	50/65698-00-000	HILMAR UNIFIED	MERCED
SFP - New Construction	50/67470-00-000	HOLLISTER ELEMENTARY	SAN BENITO
SFP - New Construction	50/67470-00-005	HOLLISTER ELEMENTARY	SAN BENITO
SFP - New Construction	50/10124-00-000	HUMBOLDT COUNTY OFFICE OF EDUCATION	HUMBOLDT
SFP - New Construction	50/10249-00-000	MERCED COUNTY OFFICE OF EDUCATION	MERCED
SFP - New Construction	50/72009-00-000	MONSON-SULTANA JOINT UNION ELEMENTARY	TULARE
SFP - New Construction	51/75028-00-004	MOUNTAIN VALLEY UNIFIED	TRINITY
SFP - New Construction	50/66852-00-000	NEWCASTLE ELEMENTARY	PLACER
SFP - New Construction	50/70078-00-000	NORTH COW CREEK ELEMENTARY	SHASTA
SFP - New Construction	50/67157-00-000	NUVIEW UNION	RIVERSIDE
SFP - New Construction	50/63362-00-041	PANAMA-BUENA VISTA UNION	KERN
SFP - New Construction	50/72041-00-000	PIXLEY UNION ELEMENTARY	TULARE
SFP - New Construction	50/67538-00-002	SAN BENITO HIGH	SAN BENITO
SFP - New Construction	50/63032-00-000	SOUTH BAY UNION ELEMENTARY	HUMBOLDT
SFP - New Construction	50/10520-00-000	TEHAMA COUNTY OFFICE OF EDUCATION	TEHAMA
SFP - New Construction	50/61549-00-000	THERMALITO UNION	BUTTE
SFP - New Construction	50/66951-00-000	WESTERN PLACER UNIFIED	PLACER

EXECUTIVE OFFICER STATEMENT
State Allocation Board Meeting, December 9, 2020

CURRENT PRIORITY FUNDING FILING ROUND

The current priority funding filing period began on November 11, 2020 and will close on December 10, 2020. School districts and charter schools whose projects received an unfunded approval from July 1, 2020 through December 9, 2020 will have the ability to submit a certification for the Spring 2021 bond sale.

Applicants are strongly encouraged to submit their Priority Funding Requests using OPSC Online. School districts may submit the request as an attachment letter from the authorized District Representative or the Superintendent. District Representatives or the Superintendent may also email directly with the request in the body of the email. The email must be received prior to 11:59 p.m. on December 10, 2020. Otherwise, if the request is a hardcopy with an original ink signature of an Authorized District Representative, it must be received by the Office of Public School Construction (OPSC) before the close of business at 5 p.m. on December 10, 2020.

These requests will be valid from January 1, 2021 through June 30, 2021.

Requirements for Participation in Priority Funding

OPSC reminds school districts that the requirements for Participation in the Priority Funding Process are in effect (School Facility Program Regulation Section 1859.90.3). There are two ways for a school district to not participate in the priority funding process as follows:

- Not submit a valid priority funding request in the 30-day filing period, or
- Submit a valid priority funding request but fail to submit a valid *Fund Release Authorization* (Form SAB 50-05) to request the release of funds after the Board approves an apportionment.

The second time that either of these occurs, the funding for the project will be rescinded without further action by the Board. For additional information, please refer to the [Procedures for School Facility Program Funding](#).

EXTENDING EMERGENCY POWERS OF THE EXECUTIVE OFFICER DURING STATES OF EMERGENCY REGULATION NOW IN EFFECT

Regulations extending the Executive Officer Emergency Powers to cover all States of Emergency declared by the Governor have been approved with an effective date of November 6, 2020 and have been filed with the Secretary of State. This amends the previous regulation where the Emergency Powers were only effective during the State of Emergency as a result of the threat of COVID-19 and were to sunset after 180 days of effectiveness.

ANNOUNCEMENTS FOR THE COMING 2021 YEAR

OPSC is pleased to announce a FREE Virtual SFP Training Series that will be launched in 2021. This series will include online interactive trainings that will then be archived to our YouTube channel for future use. These trainings will be 30-60 minutes each, and will cover the topics listed below and others that will be announced soon:

- How to successfully access various programs and grants such as the Facility Hardship Program
- How to apply for Financial Hardship
- How to be successful in a K-12 Audit

Staff welcome suggestions as to what topics Districts and Stakeholders would like the modules to cover. Suggestions can be submitted to OPSCCommunications@dgs.ca.gov.

Dates and times of each training will be announced as they become available on the Virtual Training Series webpage under Resources at <https://tinyurl.com/y64lgpks>. Interested parties who wish to receive training information notifications can sign up on the mailing list link available on that webpage.

In addition, OPSC will be focusing in 2021 on more streamlining of our business processes for OPSC Online including developing capabilities to have Grant Agreements be a part of the on-line process.

INFORMATIONAL REPORT ON TIME EXTENSION REQUESTS NOW AVAILABLE

OPSC continues to provide extensions for school districts that are unable to meet OPSC's response deadlines as a result of the COVID-19 Pandemic. We are presenting as part of today's agenda an informational report detailing all of the time extensions requests we have received and includes the reasons for the request, the current status, and the outcome. This report can be found under the Reports, Discussion, and Information Items section of the Agenda.

NEXT STATE ALLOCATION BOARD MEETING

The next meeting is scheduled for Wednesday, January 27, 2021 at 4:00 p.m. via Zoom.

State of California
State Allocation Board

SCHOOL FACILITY PROGRAM

This Resolution of the State Allocation Board (hereafter referred to as the "Board") is applicable to the appropriate sections of the Education Code and is described and filed in the office of the Executive Officer and will be made available to all interested parties as the Resolution pertains to the documents attached hereto. Said documents were acted upon by the Board at its meeting on December 9, 2020.

WHEREAS, the Board has previously approved or determined to be approvable a number of projects for construction or modernization eligibility of facilities for school districts and is making apportionments and/or unfunded approvals for the grant amounts for projects that meet the Board's criteria for the apportionment of grants pursuant to Education Code Sections 17072.10, 17078.52, 17078.70, 17079 or 17074.10 or Board Regulations 1859.81.1 or 1859.83;

WHEREAS, Treasury Regulations Section 1.150-2 require the State (on whose behalf the Board is acting) to declare its reasonable intent to provide grant funding to school districts, in accordance with Board policy and law, for costs of the projects with proceeds of State bonds.

NOW THEREFORE, BE IT RESOLVED:

1. This Resolution is adopted by the Board for the purposes of establishing compliance with Treasury Regulations Section 1.150-2 and this Resolution does not bind the Board to make any additional apportionment or bind the State to incur any indebtedness.
2. The Board anticipates that some or all of the school districts listed on the list of "Projects" referred to in this Resolution will pay certain capital expenditures in connection with some or all of the project's cost prior to the issuance of bonds by the State to pay for the grants for the projects. The reimbursement of such costs is consistent with the State's budgetary and financial circumstances, and in accordance with Board policy, as no other funds or accounts of the State have been budgeted or are available to pay the costs of the projects on either a short-term or a long-term basis.
3. The Board, acting on behalf of the State, hereby declares that it is the State's official intent to use proceeds of general obligation bonds that may become available for such purpose, consistent with the requirements of law that are in effect at the time the funds are available, to provide grants, in accordance with applicable, laws and regulations.
4. This Resolution shall be continuously available for inspection by the general public during normal business hours at the offices of the Board at 707 Third Street, West Sacramento, California, commencing within one week after the date of enactment of this Resolution.
5. Any eligibility determination does not constitute a commitment of future funding by the Board.

SCHOOL FACILITY PROGRAM

PURPOSE OF REPORT

To present the Districts' requests for School Facility Program (SFP) eligibility approval.

DESCRIPTION

The school districts shown in the following sections have complied with State Allocation Board (Board) regulations regarding new construction or modernization eligibility determinations for the projects listed.

RECOMMENDATIONS

1. Approve the eligibility determinations for the districts/projects shown on the Attachment.
2. Provide that this approval of eligibility determination for the districts/projects listed does not constitute a commitment for future funding by the Board.
3. For purposes of any application for funding, provide that the district must comply with all requirements of law and regulations pertaining to the SFP.

ELIGIBILITY APPROVALS NEW CONSTRUCTION

<u>District</u>	<u>Attendance Area</u>	<u>County</u>	<u>Application Number</u> 50/	<u>Justification Document</u> Date	<u>Site Baseline Eligibility</u> K-6	<u>Site Baseline Eligibility</u> 7-8	<u>Site Baseline Eligibility</u> 9-12	<u>Site Baseline Eligibility</u> Non Severe	<u>Site Baseline Eligibility</u> Severe
Colusa Unified	Districtwide	Colusa	61598-00-000	07/16/2019	335	-48	-41	-17	-16
Corona-Norco Unified	Centennial	Riverside	67033-02-000	10/19/2020	1,588	689	1,770	179	-26
Corona-Norco Unified	Corona	Riverside	67033-04-000	10/19/2020	695	-627	597	-76	-19
Corona-Norco Unified	Norco	Riverside	67033-01-000	10/19/2020	-1,211	-340	358	110	42
Corona-Norco Unified	Santiago	Riverside	67033-03-000	10/19/2020	2	-246	1,336	59	20
Milpitas Unified	Districtwide	Santa Clara	73387-00-000	10/29/2020	517	231	-310	-10	-11
South Monterey County High	Districtwide	Monterey	66068-00-000	08/06/2019	0	0	333	0	-8

ELIGIBILITY APPROVALS MODERNIZATION

<u>District</u>	<u>School Name</u>	<u>County</u>	<u>Application Number 57/</u>	<u>Justification Document Date</u>	<u>Site Baseline Eligibility K-6</u>	<u>Site Baseline Eligibility 7-8</u>	<u>Site Baseline Eligibility 9-12</u>	<u>Site Baseline Eligibility Non Severe</u>	<u>Site Baseline Eligibility Severe</u>
Monterey Peninsula Unified	Marina High	Monterey	66092-00-000	04/03/20	0	0	567	25	2

SCHOOL FACILITY PROGRAM

PURPOSE OF REPORT

To adjust the baseline eligibility for new construction and modernization projects under the Leroy F. Greene School Facilities Act of 1998.

DESCRIPTION

The districts listed on Attachment A have received eligibility approval for new construction. There has been a change in their baseline in accordance with the California Code of Regulations relating to the Leroy F. Greene School Facilities Act of 1998, Section 1859.51.

The districts listed on Attachment B have received eligibility approval for modernization. There has been a change in their baseline in accordance with the California Code of Regulations relating to the Leroy F. Greene School Facilities Act of 1998, Section 1859.61.

RECOMMENDATIONS

1. Approve an adjustment to the new construction eligibility baseline determination as shown on Attachment A.
2. Approve an adjustment to the modernization eligibility baseline determination as shown on Attachment B.
3. Provide that this approval of adjusted eligibility determination does not constitute a commitment for future funding by the State Allocation Board.

KEY TO ADJUSTMENTS

NEW CONSTRUCTION ONLY

- (a) Reduced by the number of pupils provided grants in a new construction School Facility Program (SFP) project and by the number of pupils that received a Preliminary Apportionment pursuant to Section 1859.140 or a Preliminary Charter School Apportionment pursuant to Regulation Section 1859.162.2.
- (b) Reduced by the number of pupils housed, based on the loading standards pursuant to Ed. Code Section 17071.25(a)(2)(A), in a new construction LPP project funded under the provisions of the LPP pursuant to Regulation Section 1859.12 or 1859.13.
- (c) Reduced by the number of pupils housed in additional classrooms constructed or purchased based on the loading standards, pursuant to Ed. Code Section 17071.25(a)(2)(A), in a modernization SFP project.
- (d) Adjusted as a result of audit findings made pursuant to Regulation Sections 1859.90 and 1859.105.
- (e) Increased/decreased by changes in projected enrollment in subsequent enrollment reporting years, except as provided in (j) below.
- (f) Adjusted as a result of errors or omissions by the district or by the Office of Public School Construction (OPSC).
- (g) Adjusted as result of amendments to the SFP Regulations that affect the eligibility.
- (h) Increased by the number of pupils eligible for grants pursuant to Regulation Section 1859.82.1(b)(4)(A) or 1859.82.2(b)(4)(A).
- (i) Reduced by the number of pupils housed in classrooms provided after the baseline eligibility was determined by the State Allocation Board, with 12 exceptions at Regulation Section 1859.51(i).
- (j) For Small School Districts, following a 3-year period after the district's eligibility was approved by the Board, decreased by any reduction in projected enrollment, and by any increase in pupils in the latest CDE operational grant report per Ed. Code Sec. 42268.
- (k) Adjusted for any changes in classroom inventory as a result of a reorganization election.
- (l) For classroom loading standards adopted by the Board for non-severely and severely disabled individuals with exceptional needs.
- (m) As directed by the SAB due to finding a Material Inaccuracy pursuant to Section 1859.104.1.
- (n) Increased by the number of pupils that received a Preliminary Apportionment that was rescinded pursuant to Section 1859.148 or a Preliminary Charter School Apportionment that was rescinded pursuant to Section 1859.166.
- (o) Adjusted for operational grant changes as determined/provided by the California Department of Education.
- (p) For High School Attendance Area (HSAA) districts with Preliminary Apportionments within the 2002 or 2004 Critically Overcrowded School Facilities Account, adjusted in accordance with Regulation Section 1859.51(p)(1), (2), or (3).
- (q) Adjusted by the difference between the Alternative Enrollment Projection for the current enrollment reporting year and the projected enrollment determined pursuant to Section 1859.42 for the current enrollment reporting year, or by the eligibility remaining from this calculation that can no longer be utilized if the funds made available pursuant to EC Section 17071.75(a)(1)(A) have been exhausted.
- (r) Adjusted per Ed. Code Sec. 17071.75(b)(2) by the number of pupils housed, based on the loading standards per Ed. Code Sec. 17071.25(a)(2)(A), in any classroom(s) where title was relinquished to the School District receiving the transferred classrooms.
- (s) Increased by the capacity of classrooms included in an approved application, with two qualifiers that must be met in Regulation Section 1859.51(s).

KEY TO ADJUSTMENTS

MODERNIZATION ONLY

- (a) Reduced by the number of pupils provided grants in a modernization SFP project or CSFP Rehabilitation project at the specific site.
- (b) Reduced by the number of pupils housed, based on the loading standard pursuant to EC Section 17071.25(a)(2), in a modernization LPP project funded under the LPP pursuant to Regulation Section 1859.14 and 1859.15.
- (c) Increased by changes in projected enrollment in subsequent enrollment reporting years.
- (d) (1) Increased for additional facilities not previously modernized with State funds, that become 25 years old, if permanent, or 20 years old, if portable or, (2) as a result of audit findings made pursuant to Regulation Sections 1859.90 and 1859.105.
- (e) Adjusted as a result of errors or omissions by the district or by the OPSC.
- (f) Adjusted as result of amendments to the Subgroup 5.5 Regulations that affect the eligibility.
- (g) For classroom loading standards adopted by the Board for non-severely and severely disabled individuals with exceptional needs.
- (h) As directed by the SAB due to finding a Material Inaccuracy pursuant to Regulation Section 1859.104.1.
- (i) Increased for facilities previously modernized with State funds, which qualify for an additional modernization apportionment pursuant to Regulation Section 1859.78.8.
- (j) Adjusted as a result of the Reconfiguration of an existing high school under the Small High School Program.
- (k) Decreased for facilities that were deemed eligible for modernization pursuant to Regulation Sections 1859.60 and 1859.61(d) and subsequently replaced, or will be replaced under a signed contract for construction or acquisition of facilities, in a project funded by the district without participation from the State.
- (l) Adjusted as a result of replaced eligible portables funded with the Overcrowding Relief Grant, per Ed. Code Section 17079 et seq.
- (m) Adjusted upon Board approval of the local school board resolution acknowledging that the buildings have been removed from K-12 use.

State Allocation Board Meeting, December 9, 2020
ATTACHMENT A

District: Central Unified
Attendance Area: Districtwide
County: Fresno
Application Number: 50/73965-00-000

	Type of Adj.	K-6	7-8	9-12	Non-Severe	Severe
<i>Current Baseline Eligibility</i>		3,844	207	159	282	26
<i>Adjustment Per This Item</i>	e	-3,027	-461	-360	-314	-16
Net Baseline Eligibility		817	-254	-201	-32	10

District: Corona-Norco Unified
Attendance Area: Centennial
County: Riverside
Application Number: 50/67033-02-000

	Type of Adj.	K-6	7-8	9-12	Non-Severe	Severe
<i>Current Baseline Eligibility</i>		1,588	689	1,770	179	-26
<i>Adjustment Per This Item</i>	e	343	44	236	-1	15
<i>Adjustment Per This Item</i>	i	-1,170	0	0	0	0
<i>Adjustment Per This Item</i>	i	-925	0	0	0	0
<i>Adjustment Per This Item</i>	i	-348	0	0	0	0
<i>Adjustment Per This Item</i>	i	0	-405	0	0	0
<i>Adjustment Per This Item</i>	i	0	0	-693	0	0
<i>Adjustment Per This Item</i>	i	0	0	-243	-52	0
<i>Adjustment Per This Item</i>	i	0	0	-135	0	0
Net Baseline Eligibility		-512	328	935	126	-11

District: Corona-Norco Unified
Attendance Area: Corona
County: Riverside
Application Number: 50/67033-04-000

	Type of Adj.	K-6	7-8	9-12	Non-Severe	Severe
<i>Current Baseline Eligibility</i>		695	-627	597	-76	-19
<i>Adjustment Per This Item</i>	e	-79	-100	-233	-14	8
<i>Adjustment Per This Item</i>	i	-97	0	0	0	0
<i>Adjustment Per This Item</i>	i	0	-540	0	0	0
<i>Adjustment Per This Item</i>	i	0	0	-720	0	0
Net Baseline Eligibility		519	-1,267	-356	-90	-11

State Allocation Board Meeting, December 9, 2020

ATTACHMENT A

District: Corona-Norco Unified

Attendance Area: Norco

County: Riverside

Application Number: 50/67033-01-000

	Type of Adj.	K-6	7-8	9-12	Non-Severe	Severe
<i>Current Baseline Eligibility</i>		-1,211	-340	358	110	42
<i>Adjustment Per This Item</i>	e	-461	-100	-117	-35	-22
<i>Adjustment Per This Item</i>	i	0	0	-972	-26	0
<i>Adjustment Per This Item</i>	i	0	0	-540	-13	0
<i>Adjustment Per This Item</i>	i	0	0	-135	0	0
<i>Adjustment Per This Item</i>	i	0	0	-108	0	0
Net Baseline Eligibility		-1,672	-440	-1,514	36	20

District: Corona-Norco Unified

Attendance Area: Santiago

County: Riverside

Application Number: 50/67033-03-000

	Type of Adj.	K-6	7-8	9-12	Non-Severe	Severe
<i>Current Baseline Eligibility</i>		2	-246	1,336	59	20
<i>Adjustment Per This Item</i>	e	43	33	25	-16	-3
<i>Adjustment Per This Item</i>	i	-1,050	0	0	-26	0
<i>Adjustment Per This Item</i>	i	-1,025	0	0	-26	-9
<i>Adjustment Per This Item</i>	i	-825	0	0	-13	-18
<i>Adjustment Per This Item</i>	i	-720	0	0	0	0
<i>Adjustment Per This Item</i>	i	-650	0	0	0	0
<i>Adjustment Per This Item</i>	i	-150	0	0	0	0
<i>Adjustment Per This Item</i>	i	0	-189	0	0	0
<i>Adjustment Per This Item</i>	i	0	-54	0	0	0
<i>Adjustment Per This Item</i>	i	0	0	-1,026	-13	0
<i>Adjustment Per This Item</i>	i	0	0	-540	0	0
<i>Adjustment Per This Item</i>	i	0	0	-432	0	0
Net Baseline Eligibility		-4,375	-456	-637	-35	-10

District: Evergreen Union Elementary

Attendance Area: Districtwide

County: Tehama

Application Number: 50/71522-00-000

	Type of Adj.	K-6	7-8	9-12	Non-Severe	Severe
<i>Current Baseline Eligibility</i>		94	-3	0	3	-2
<i>Adjustment Per This Item</i>	e	743	114	0	198	14
Net Baseline Eligibility		837	111	0	201	12

State Allocation Board Meeting, December 9, 2020

ATTACHMENT A

District: Meniffee Union Elementary
 Attendance Area: Districtwide
 County: Riverside
 Application Number: 50/67116-00-000

	Type of Adj.	K-6	7-8	9-12	Non-Severe	Severe
Current Baseline Eligibility		2,458	938	0	289	145
Adjustment Per This Item	e	2,038	139	0	61	-72
Net Baseline Eligibility		4,496	1,077	0	350	73

District: Milpitas Unified
 Attendance Area: Districtwide
 County: Santa Clara
 Application Number: 50/73387-00-000

	Type of Adj.	K-6	7-8	9-12	Non-Severe	Severe
Current Baseline Eligibility		292	231	-310	-20	-11
Adjustment Per This Item	e	978	-102	-566	20	46
Adjustment Per This Item	i	-175	0	0	0	0
Net Baseline Eligibility		1,095	129	-876	0	35

District: Pioneer Union Elementary
 Attendance Area: Districtwide
 County: Kings
 Application Number: 50/63990-00-000

	Type of Adj.	K-6	7-8	9-12	Non-Severe	Severe
Current Baseline Eligibility		-25	-7	0	0	0
Adjustment Per This Item	f	1	18	0	-4	0
Net Baseline Eligibility		-24	11	0	-4	0

District: Rio Elementary
 Attendance Area: Districtwide
 County: Ventura
 Application Number: 50/72561-00-000

	Type of Adj.	K-6	7-8	9-12	Non-Severe	Severe
Current Baseline Eligibility		318	-46	0	55	0
Adjustment Per This Item	e	507	168	0	15	51
Net Baseline Eligibility		825	122	0	70	51

State Allocation Board Meeting, December 9, 2020
ATTACHMENT A

District: San Marcos Unified
Attendance Area: Districtwide
County: San Diego
Application Number: 50/73791-00-000

	<i>Type of Adj.</i>	<i>K-6</i>	<i>7-8</i>	<i>9-12</i>	<i>Non-Severe</i>	<i>Severe</i>
<i>Current Baseline Eligibility</i>		2,507	153	710	-273	128
<i>Adjustment Per This Item</i>	e	-75	0	0	0	0
<i>Net Baseline Eligibility</i>		2,432	153	710	-273	128

District: Sonoma County Office of Education
Attendance Area: Districtwide
County: Sonoma
Application Number: 50/10496-00-000

	<i>Type of Adj.</i>	<i>K-6</i>	<i>7-8</i>	<i>9-12</i>	<i>Non-Severe</i>	<i>Severe</i>
<i>Current Baseline Eligibility</i>		8	32	24	0	15
<i>Adjustment Per This Item</i>	e	-11	-26	-243	87	-42
<i>Net Baseline Eligibility</i>		-3	6	-219	87	-27

State Allocation Board Meeting, December 9, 2020
ATTACHMENT B

District: Burbank Unified
School Name: Bret Harte Elementary
County: Los Angeles
Application Number: 57/64337-00-000

	Type of Adj.	K-6	7-8	9-12	Non-Severe	Severe
Current Baseline Eligibility		95	0	0	-74	-21
Adjustment Per This Item	f	-79	0	0	61	21
Adjustment Per This Item	g	-16	0	0	13	0
Net Baseline Eligibility		0	0	0	0	0

District: Campbell Union
School Name: Blackford Elementary
County: Santa Clara
Application Number: 57/69393-00-000

	Type of Adj.	K-6	7-8	9-12	Non-Severe	Severe
Current Baseline Eligibility		0	0	0	0	0
Adjustment Per This Item	c	28	0	0	0	0
Net Baseline Eligibility		28	0	0	0	0

District: Campbell Union
School Name: Capri Elementary
County: Santa Clara
Application Number: 57/69393-00-000

	Type of Adj.	K-6	7-8	9-12	Non-Severe	Severe
Current Baseline Eligibility		0	0	0	0	0
Adjustment Per This Item	c	180	0	0	0	0
Net Baseline Eligibility		180	0	0	0	0

District: Campbell Union
School Name: Castlemont Elementary
County: Santa Clara
Application Number: 57/69393-00-000

	Type of Adj.	K-6	7-8	9-12	Non-Severe	Severe
Current Baseline Eligibility		0	0	0	0	0
Adjustment Per This Item	c	-31	0	0	14	0
Net Baseline Eligibility		-31	0	0	14	0

State Allocation Board Meeting, December 9, 2020

ATTACHMENT B

District: Campbell Union
 School Name: Forest Hill Elementary
 County: Santa Clara
 Application Number: 57/69393-00-000

	Type of Adj.	K-6	7-8	9-12	Non-Severe	Severe
Current Baseline Eligibility		0	0	0	0	0
Adjustment Per This Item	c	45	0	0	0	0
Net Baseline Eligibility		45	0	0	0	0

District: Campbell Union
 School Name: Marshall Lane Elementary
 County: Santa Clara
 Application Number: 57/69393-00-000

	Type of Adj.	K-6	7-8	9-12	Non-Severe	Severe
Current Baseline Eligibility		29	0	0	-29	0
Adjustment Per This Item	c	87	0	0	-29	0
Adjustment Per This Item	g	-29	0	0	29	0
Net Baseline Eligibility		87	0	0	-29	0

District: Chaffey Joint Union High
 School Name: Chaffey High
 County: San Bernardino
 Application Number: 57/67652-00-000

	Type of Adj.	K-6	7-8	9-12	Non-Severe	Severe
Current Baseline Eligibility		0	0	1,963	21	0
Adjustment Per This Item	d1	0	0	1,483	15	0
Net Baseline Eligibility		0	0	3,446	36	0

State Allocation Board Meeting, December 9, 2020

ATTACHMENT B

District: Los Angeles Unified
 School Name: Fairfax Senior High
 County: Los Angeles
 Application Number: 57/64733-00-000

	Type of Adj.	K-6	7-8	9-12	Non-Severe	Severe
Current Baseline Eligibility		0	0	279	-2	-1
Adjustment Per This Item	e	0	0	90	13	6
Net Baseline Eligibility		0	0	369	11	5

District: Los Angeles Unified
 School Name: Hoover Street Elementary
 County: Los Angeles
 Application Number: 57/64733-00-000

	Type of Adj.	K-6	7-8	9-12	Non-Severe	Severe
Current Baseline Eligibility		1,507	0	0	0	0
Adjustment Per This Item	d1	269	0	0	5	1
Adjustment Per This Item	e	-1	0	0	0	0
Net Baseline Eligibility		1,775	0	0	5	1

District: Los Angeles Unified
 School Name: Loreto Street Elementary
 County: Los Angeles
 Application Number: 57/64733-00-000

	Type of Adj.	K-6	7-8	9-12	Non-Severe	Severe
Current Baseline Eligibility		256	0	0	6	0
Adjustment Per This Item	d1	337	0	0	4	0
Adjustment Per This Item	e	8	0	0	0	0
Net Baseline Eligibility		601	0	0	10	0

District: Los Angeles Unified
 School Name: West Vernon Avenue Elementary
 County: Los Angeles
 Application Number: 57/64733-00-000

	Type of Adj.	K-6	7-8	9-12	Non-Severe	Severe
Current Baseline Eligibility		400	0	0	1	0
Adjustment Per This Item	d1	596	0	0	14	0
Adjustment Per This Item	e	-1	0	0	0	0
Net Baseline Eligibility		995	0	0	15	0

State Allocation Board Meeting, December 9, 2020

ATTACHMENT B

District: Monterey Peninsula Unified
 School Name: Central Coast High (Cont)
 County: Monterey
 Application Number: 57/66092-00-000

	Type of Adj.	K-6	7-8	9-12	Non-Severe	Severe
Current Baseline Eligibility		0	0	0	0	0
Adjustment Per This Item	c	0	0	53	0	0
Adjustment Per This Item	d1	0	0	85	0	0
Net Baseline Eligibility		0	0	138	0	0

District: Monterey Peninsula Unified
 School Name: Crumpton (J. C.) Elementary
 County: Monterey
 Application Number: 57/66092-00-000

	Type of Adj.	K-6	7-8	9-12	Non-Severe	Severe
Current Baseline Eligibility		9	0	0	0	0
Adjustment Per This Item	d1	9	0	0	0	0
Net Baseline Eligibility		18	0	0	0	0

District: Monterey Peninsula Unified
 School Name: Los Arboles Middle
 County: Monterey
 Application Number: 57/66092-00-000

	Type of Adj.	K-6	7-8	9-12	Non-Severe	Severe
Current Baseline Eligibility		0	0	0	21	0
Adjustment Per This Item	d1	0	109	0	0	0
Net Baseline Eligibility		0	109	0	21	0

District: Monterey Peninsula Unified
 School Name: Marina High
 County: Monterey
 Application Number: 57/66092-00-000

	Type of Adj.	K-6	7-8	9-12	Non-Severe	Severe
Current Baseline Eligibility		0	0	567	25	2
Adjustment Per This Item	a	0	0	-214	0	0
Net Baseline Eligibility		0	0	353	25	2

State Allocation Board Meeting, December 9, 2020

ATTACHMENT B

District: Monterey Peninsula Unified
 School Name: Marina Vista Elementary
 County: Monterey
 Application Number: 57/66092-00-000

	Type of Adj.	K-6	7-8	9-12	Non-Severe	Severe
Current Baseline Eligibility		50	0	0	0	0
Adjustment Per This Item	c	-10	0	0	42	0
Adjustment Per This Item	c	7	0	0	0	0
Net Baseline Eligibility		47	0	0	42	0

District: Monterey Peninsula Unified
 School Name: Marshall (George C.) Elementary
 County: Monterey
 Application Number: 57/66092-00-000

	Type of Adj.	K-6	7-8	9-12	Non-Severe	Severe
Current Baseline Eligibility		11	0	0	0	0
Adjustment Per This Item	d1	92	0	0	0	0
Net Baseline Eligibility		103	0	0	0	0

District: Monterey Peninsula Unified
 School Name: Monte Vista Elementary
 County: Monterey
 Application Number: 57/66092-00-000

	Type of Adj.	K-6	7-8	9-12	Non-Severe	Severe
Current Baseline Eligibility		312	0	0	0	0
Adjustment Per This Item	c	25	0	0	0	0
Net Baseline Eligibility		337	0	0	0	0

District: Monterey Peninsula Unified
 School Name: Monterey High
 County: Monterey
 Application Number: 57/66092-00-000

	Type of Adj.	K-6	7-8	9-12	Non-Severe	Severe
Current Baseline Eligibility		0	0	126	5	0
Adjustment Per This Item	d1	0	0	27	2	0
Net Baseline Eligibility		0	0	153	7	0

State Allocation Board Meeting, December 9, 2020

ATTACHMENT B

District: Monterey Peninsula Unified
 School Name: Olson (Ione) Elementary
 County: Monterey
 Application Number: 57/66092-00-000

	Type of Adj.	K-6	7-8	9-12	Non-Severe	Severe
Current Baseline Eligibility		0	0	0	0	0
Adjustment Per This Item	c	13	0	0	0	0
Net Baseline Eligibility		13	0	0	0	0

District: Monterey Peninsula Unified
 School Name: Seaside Middle (Aka Fitch (Roger S.) Middle)
 County: Monterey
 Application Number: 57/66092-00-000

	Type of Adj.	K-6	7-8	9-12	Non-Severe	Severe
Current Baseline Eligibility		0	0	0	5	0
Adjustment Per This Item	c	0	83	0	-4	-1
Adjustment Per This Item	c	0	162	0	-8	17
Net Baseline Eligibility		0	245	0	-7	16

District: San Marcos Unified
 School Name: La Miranda Academy (Aka Dunn (Alvin M.) Elem)
 County: San Diego
 Application Number: 57/73791-00-000

	Type of Adj.	K-6	7-8	9-12	Non-Severe	Severe
Current Baseline Eligibility		110	0	0	-110	0
Adjustment Per This Item	d1	355	0	0	9	0
Adjustment Per This Item	f	-90	0	0	93	0
Adjustment Per This Item	g	-20	0	0	17	0
Net Baseline Eligibility		355	0	0	9	0

District: Stockton Unified
 School Name: Edison Senior High
 County: San Joaquin
 Application Number: 57/68676-00-000

	Type of Adj.	K-6	7-8	9-12	Non-Severe	Severe
Current Baseline Eligibility		0	0	-114	-3	-1
Adjustment Per This Item	d1	0	0	108	2	1
Adjustment Per This Item	e	0	0	0	1	0
Adjustment Per This Item	e	0	0	94	2	1
Adjustment Per This Item	e	0	0	100	3	2
Adjustment Per This Item	f	0	0	0	9	-9
Net Baseline Eligibility		0	0	188	14	-6

SCHOOL FACILITY PROGRAM UNFUNDED APPROVALS

(Lack of AB 55 Loans)

PURPOSE OF REPORT

To present to the State Allocation Board (Board) a list of School Facility Program (SFP) applications for unfunded approval.

DESCRIPTION

At the January 2020 Board meeting, the Board elected to provide an increase adjustment of 2.08 percent to SFP projects for calendar year 2020. The projects listed on the Attachment reflect the Board's action of the adoption of the 2.08 percent increase based on the RS Means Construction Cost Index. In addition, the project applications represent SFP New Construction, Modernization, Charter School and Overcrowding Relief Grant projects in date order of a complete application being received by the Office of Public School Construction (OPSC).

AUTHORITY

SFP Regulation Section 1859.2 defines an Unfunded List (Lack of AB 55 Loans) as an information list of unfunded projects that was created due to the State's inability to provide interim financing from the Pooled Money Investment Account (AB 55 loans) to fund school construction projects as declared in the Department of Finance Budget Letter #33 issued on December 18, 2008.

SFP Regulation Section 1859.95 states:

"When the Board has no funds to apportion ..., the Board will also accept and process applications for apportionment for purposes of developing an Unfunded List based on the date the application is ready for Apportionment, with the exception of New Construction funding applications that utilize eligibility generated by the Alternative Enrollment Projection.

An application for funding included on an Unfunded List is eligible for reimbursement subject to adjustments in the New Construction Grants amount pursuant to Section 1859.77."

BACKGROUND

At the March 11, 2009 SAB meeting, the Board requested that Staff continue to process applications to the Board for unfunded approval, up to the bonding authority. The Attachment reflects applications being presented for unfunded approval, including SFP modernization and new construction projects in date order of a complete application being received by the OPSC. The list also includes health and safety facility hardship applications for funding that have been processed and are ready for approval regardless of received date. The unfunded approval of the applications as reflected on the Attachment does not constitute a guarantee of future funding.

RECOMMENDATIONS

1. Approve the SFP applications as presented on the Attachment.
2. Provide that these unfunded approvals do not constitute a guarantee of future funding.

ATTACHMENT
UNFUNDED APPROVALS
(Lack of AB 55 Loans)
State Allocation Board Meeting, December 9, 2020

County	District	School Site	Application Number	Received Date	Grant Amount
ALAMEDA	OAKLAND UNIFIED	KIPP BRIDGE ACADEMY	54/61259-00-010	6/5/2017	\$2,272,885.00
ALAMEDA	OAKLAND UNIFIED	EAST BAY INNOVATION ACADEMY	54/61259-09-006	6/5/2017	\$475,414.60
ALAMEDA	OAKLAND UNIFIED	EAST BAY INNOVATION ACADEMY	54/61259-09-007	6/5/2017	\$1,024,585.40
ALAMEDA	OAKLAND UNIFIED	URBAN MONTESSORI CHARTER	54/61259-13-005	6/5/2017	\$139,721.60
ALAMEDA	OAKLAND UNIFIED	URBAN MONTESSORI CHARTER	54/61259-13-006	6/5/2017	\$674,950.80
LOS ANGELES	LOS ANGELES UNIFIED	BELMONT SENIOR HIGH	57/64733-11-013	6/6/2017	\$2,175,930.00
LOS ANGELES	LOS ANGELES UNIFIED	LORETO STREET ELEMENTARY	57/64733-00-604	6/12/2017	\$928,926.00
LOS ANGELES	LOS ANGELES UNIFIED	WEST VERNON AVENUE ELEMENTARY	57/64733-00-605	6/12/2017	\$3,368,705.00
LOS ANGELES	LOS ANGELES UNIFIED	PEREZ (ALPHONSO B.) SPECIAL EDUCATION	57/64733-00-606	6/12/2017	\$2,653,138.00
LOS ANGELES	LOS ANGELES UNIFIED	MILLER (LOREN) ELEMENTARY	57/64733-00-607	6/12/2017	\$2,344,794.00
LOS ANGELES	LOS ANGELES UNIFIED	MARVIN ELEMENTARY	57/64733-00-608	6/12/2017	\$1,858,671.00
LOS ANGELES	LOS ANGELES UNIFIED	FAIRFAX SENIOR HIGH	57/64733-00-609	6/12/2017	\$3,101,546.00
LOS ANGELES	LOS ANGELES UNIFIED	ROBERT LOUIS STEVENSON MIDDLE	57/64733-05-017	6/20/2017	\$1,199,692.00
LOS ANGELES	LOS ANGELES UNIFIED	HOOVER STREET ELEMENTARY	57/64733-00-620	7/18/2017	\$2,469,922.00
LOS ANGELES	LOS ANGELES UNIFIED	WHITE POINT ELEMENTARY	57/64733-00-624	8/1/2017	\$2,158,648.00
SANTA CLARA	MILPITAS UNIFIED	MABEL MATTOS ELEMENTARY	50/73387-00-001	10/12/2017	\$16,573,033.00
FRESNO	CENTRAL UNIFIED	HAHN PHAN TILLEY ELEMENTARY	50/73965-00-019	10/23/2017	\$12,834,040.18
BUTTE	GRIDLEY UNIFIED	SYCAMORE MIDDLE	57/75507-00-001	10/28/2017	\$701,136.00
LOS ANGELES	LOS ANGELES UNIFIED	OLIVE VISTA JUNIOR HIGH	57/64733-00-638	11/1/2017	\$8,032,562.00
SAN BENITO	SAN BENITO HIGH	SAN BENITO HIGH	57/67538-00-006	11/3/2017	\$11,456,345.00
SAN DIEGO	SAN MARCOS UNIFIED	LA MIRANDA ACADEMY [AKA DUNN (ALVIN M.)]	50/73791-00-017	11/3/2017	\$4,892,398.00
SAN DIEGO	SAN MARCOS UNIFIED	LA MIRANDA ACADEMY [AKA DUNN (ALVIN M.)]	57/73791-00-007	11/3/2017	\$3,404,876.00
SAN BERNARDINO	CHAFFEY JOINT UNION HIGH	CHAFFEY HIGH	57/67652-00-006	11/9/2017	\$23,753,843.00
RIVERSIDE	JURUPA UNIFIED	MISSION BELL ELEMENTARY	57/67090-00-013	11/9/2017	\$1,609,860.00
CONTRA COSTA	WEST CONTRA COSTA UNIFIED	CALIBER BETA ACADEMY	54/61796-04-001	7/23/2020	\$14,348,703.00
CONTRA COSTA	WEST CONTRA COSTA UNIFIED	CALIBER BETA ACADEMY	54/61796-04-002	7/23/2020	\$9,855,175.86

Program	Amount (in Dollars)
New Construction	\$34,299,471.18
Charter	\$28,791,436.26
Modernization	\$71,218,594.00
Total	\$134,309,501.44

SCHOOL DISTRICT DATA

Application No: 54/61259-00-010
School District: Oakland Unified

County: Alameda
Charter School: KIPP
School Name: KIPP Bridge Academy

PROJECT DATA

Type of Project: Middle School
Pupils Assigned K-6:
7-8:
9-12:
Non-Severe:
Severe:
Non-Toilet sq. ft.: 51,302
Toilet sq. ft.: 2,020
Application Filing Basis: Charter School
Number of Classrooms: 26
Master Plan Acres:
Existing Acres: 2.7
Proposed Acres:
Recommended Acres: 14.6
Alternative Education School: No
Addition to Existing Site: No

ADJUSTED GRANT DATA

Charter School Base Grant	\$ 7,807,058.00
Urban/Security/Impacted Site	2,249,955.00
Subtotal	10,057,013.00
Inflator Factor	1,307,412.00
Total State Share (50%)	11,364,425.00
CSFA Lease Amount	11,364,425.00
District Cash Contribution	0.00
Total Project Cost	\$22,728,850.00

PROJECT FINANCING

State Share	
This Project	\$11,364,425.00
District Share	
Cash Contribution	0.00
CSFA Lease Amount	11,364,425.00
Total Project Cost	\$22,728,850.00

HISTORY OF PROJECT COST AND APPORTIONMENT

	Fund Code	Proposition	Previously Authorized	Authorized This Action	Unfunded Approval This Action
<u>State Share</u>					
Charter School Grant	951-540	51	\$10,227,982.50	\$1,136,442.50	\$1,136,442.50
Charter School Grant	051-540	51	1,136,442.50	(1,136,442.50)	
<u>District Share</u>					
CSFA Lease Amount	951-544	51	10,227,982.50	\$1,136,442.50	1,136,442.50
CSFA Lease Amount	051-544	51	1,136,442.50	(1,136,442.50)	
Cash Contribution					
Total			\$22,728,850.00	\$0.00	\$2,272,885.00

Funding Source(s): Proposition 51 Bonds/2016-Nov.

As requested by the applicant, this item rescinds \$2,272,885.00 that was previously apportioned for advance funding for design costs and places the design amount on the Unfunded List (Lack of AB 55 Loans).

Pursuant to the Board's action on March 11, 2009, this application has been approved and placed on the Unfunded List (Lack of AB 55 Loans). This approval does not constitute a guarantee or commitment of future State funding.

The Applicant shall ensure that it is in compliance with all applicable laws, regulations and certifications it made on the program forms.

Based on the Board's action on June 5, 2017, this project is subject to the Grant Agreement submittal pursuant to School Facility Program Regulation Section 1859.90.4.

The Applicant is responsible for ensuring that the project is compliant with Prevailing Wage Monitoring and/or Labor Compliance Program requirements at the time construction contracts are executed and/or construction commenced.

The Charter School Base Grant was capped at the new construction capacity of the project as required by School Facility Program Regulation Section 1859.163.5.

SCHOOL DISTRICT DATA

Application No: 54/61259-09-006
School District: Oakland Unified

County: Alameda
Charter School: East Bay Innovation Academy
School Name: East Bay Innovation Academy

PROJECT DATA

Type of Project: High School
Pupils Assigned K-6:
7-8:
9-12:
Non-Severe:
Severe:
Non-Toilet sq. ft.: 24,993
Toilet sq. ft.: 1,346
Application Filing Basis: Charter School
Number of Classrooms: 12
Master Plan Acres:
Existing Acres: 2
Proposed Acres:
Recommended Acres: 31.3
Alternative Education School: No
Addition to Existing Site: No

ADJUSTED GRANT DATA

Charter School Base Grant	\$ 3,000,000.00
Subtotal	3,000,000.00
Total State Share (50%)	3,000,000.00
Off-Set for 57/61259-00-022	(\$622,927.00)
Adjusted Total State Share (50%)	2,377,073.00
CSFA Lease Amount	2,377,073.00
District Cash Contribution	0.00
Total Project Cost	\$4,754,146.00

PROJECT FINANCING

<u>State Share</u>	
This Project	\$2,377,073.00
<u>District Share</u>	
Cash Contribution	0.00
CSFA Lease Amount	2,377,073.00
Total Project Cost	\$4,754,146.00

HISTORY OF PROJECT COST AND APPORTIONMENT

	Fund Code	Proposition	Previously Authorized	Authorized This Action	Unfunded Approval This Action
<u>State Share</u>					
Charter School Grant	951-540	51	\$2,139,365.70	237,707.30	\$237,707.30
Charter School Grant	051-540	51	237,707.30	(237,707.30)	
<u>District Share</u>					
CSFA Lease Amount	951-544	51	2,139,365.70	237,707.30	237,707.30
CSFA Lease Amount	051-544	51	237,707.30	(237,707.30)	
Cash Contribution					
Total			\$4,754,146.00	\$0.00	\$475,414.60

Funding Source(s): Proposition 51 Bonds/2016-Nov.

As requested by the applicant, this item rescinds \$475,414.60 that was previously apportioned for advance funding for design costs and places the design amount on the Unfunded List (Lack of AB 55 Loans).

Pursuant to the Board's action on March 11, 2009, this application has been approved and placed on the Unfunded List (Lack of AB 55 Loans). This approval does not constitute a guarantee or commitment of future State funding.

The Applicant shall ensure that it is in compliance with all applicable laws, regulations and certifications it made on the program forms.

Based on the Board's action on June 5, 2017, this project is subject to the Grant Agreement submittal pursuant to School Facility Program Regulation Section 1859.90.4.

The Applicant is responsible for ensuring that the project is compliant with Prevailing Wage Monitoring and/or Labor Compliance Program requirements at the time construction contracts are executed and/or construction commenced.

The Charter School Base Grant was reduced from \$3,988,116 to \$3,000,000 as requested by the Applicant for purposes of financial soundness.

SCHOOL DISTRICT DATA

Application No: 54/61259-09-007
School District: Oakland Unified

County: Alameda
Charter School: East Bay Innovation Academy
School Name: East Bay Innovation Academy

PROJECT DATA

Type of Project: High School
Pupils Assigned
 K-6:
 7-8:
 9-12: 432
 Non-Severe:
 Severe:
 Non-Toilet sq.ft.:
 Toilet sq.ft.:
Application Filing Basis: Charter School
Number of Classrooms: 16
Master Plan Acres:
Existing Acres: 2
Proposed Acres:
Recommended Acres: 31.3
Alternative Education School: No
Addition to Existing Site: No

ADJUSTED GRANT DATA

Charter School Base Grant	\$ 5,122,927.00
Subtotal	5,122,927.00
Total State Share (50%)	5,122,927.00
CSFA Lease Amount	5,122,927.00
District Cash Contribution	0.00
Total Project Cost	\$10,245,854.00

PROJECT FINANCING

State Share	
This Project	\$5,122,927.00
District Share	
Cash Contribution	0.00
CSFA Lease Amount	5,122,927.00
Total Project Cost	\$10,245,854.00

HISTORY OF PROJECT COST AND APPORTIONMENT

	Fund Code	Proposition	Previously Authorized	Authorized This Action	Unfunded Approval This Action
<u>State Share</u>					
Charter School Grant	951-540	51	\$4,610,634.30	\$512,292.70	\$512,292.70
Charter School Grant	051-540	51	512,292.70	(512,292.70)	
<u>District Share</u>					
CSFA Lease Amount	951-544	51	4,610,634.30	512,292.70	512,292.70
CSFA Lease Amount	051-544	51	512,292.70	(512,292.70)	
Cash Contribution					
Total			\$10,245,854.00	\$0.00	\$1,024,585.40

Funding Source(s): Proposition 51 Bonds/2016-Nov.

As requested by the applicant, this item rescinds \$1,024,585.40 that was previously apportioned for advance funding for design costs and places the design amount on the Unfunded List (Lack of AB 55 Loans).

Pursuant to the Board's action on March 11, 2009, this application has been approved and placed on the Unfunded List (Lack of AB 55 Loans). This approval does not constitute a guarantee or commitment of future State funding.

The Applicant shall ensure that it is in compliance with all applicable laws, regulations and certifications it made on the program forms.

Based on the Board's action on June 5, 2017, this project is subject to the Grant Agreement submittal pursuant to School Facility Program Regulation Section 1859.90.4.

The Applicant is responsible for ensuring that the project is compliant with Prevailing Wage Monitoring and/or Labor Compliance Program requirements at the time construction contracts are executed and/or construction commenced.

The Charter School Base Grant was reduced from \$6,748,704 to \$5,122,927 as requested by the Applicant for purposes of financial soundness.

SCHOOL DISTRICT DATA

Application No: 54/61259-13-005
School District: Oakland Unified

County: Alameda
Charter School: Urban Montessori Charter
School Name: Urban Montessori Charter

PROJECT DATA

Type of Project: Middle School
Pupils Assigned
 K-6:
 7-8:
 9-12:
 Non-Severe:
 Severe:
 Non-Toilet sq.ft.: 2,510
 Toilet sq.ft.:
Application Filing Basis: Charter School
Number of Classrooms: 3
Master Plan Acres:
Existing Acres: 1.75
Proposed Acres:
Recommended Acres: 10.1
Alternative Education School: No
Addition to Existing Site: No

ADJUSTED GRANT DATA

Charter School Base Grant \$ 476,900.00
Urban/Security/Impacted Site 139,346.00

Subtotal 616,246.00
Inflator Factor 80,112.00
Total State Share (50%) 696,358.00
CSFA Lease Amount 696,358.00
District Cash Contribution 0.00
Total Project Cost **\$1,392,716.00**

PROJECT FINANCING

State Share
This Project \$696,358.00
District Share
Cash Contribution 0.00
CSFA Lease Amount 696,358.00
Total Project Cost **\$1,392,716.00**

HISTORY OF PROJECT COST AND APPORTIONMENT

	Fund Code	Proposition	Previously Authorized	Authorized This Action	Unfunded Approval This Action
<u>State Share</u>					
Charter School Grant	951-540	51	\$626,722.20	\$69,635.80	\$69,635.80
Charter School Grant	051-540	51	69,635.80	(69,635.80)	
<u>District Share</u>					
CSFA Lease Amount	951-544	51	626,722.20	\$69,635.80	69,635.80
CSFA Lease Amount	051-544	51	69,635.80	(69,635.80)	
Cash Contribution					
Total			\$1,392,716.00	\$0.00	\$139,271.60

Funding Source(s): Proposition 51 Bonds/2016-Nov.

As requested by the applicant, this item rescinds \$139,271.60 that was previously apportioned for advance funding for design costs and places the design amount on the Unfunded List (Lack of AB 55 Loans).

Pursuant to the Board's action on March 11, 2009, this application has been approved and placed on the Unfunded List (Lack of AB 55 Loans). This approval does not constitute a guarantee or commitment of future State funding.

The Applicant shall ensure that it is in compliance with all applicable laws, regulations and certifications it made on the program forms.

Based on the Board's action on June 5, 2017, this project is subject to the Grant Agreement submittal pursuant to School Facility Program Regulation Section 1859.90.4.

The Applicant is responsible for ensuring that the project is compliant with Prevailing Wage Monitoring and/or Labor Compliance Program requirements at the time construction contracts are executed and/or construction commenced.

SCHOOL DISTRICT DATA

Application No: 54/61259-13-006
School District: Oakland Unified

County: Alameda
Charter School: Urban Montessori Charter
School Name: Urban Montessori Charter

PROJECT DATA

Type of Project: Middle School
Pupils Assigned
 K-6: 25
 7-8: 108
 9-12:
 Non-Severe:
 Severe:
 Non-Toilet sq.ft.:
 Toilet sq.ft.:
Application Filing Basis: Charter School
Number of Classrooms: 5
Master Plan Acres:
Existing Acres: 1.75
Proposed Acres:
Recommended Acres: 10.1
Alternative Education School: No
Addition to Existing Site: No

ADJUSTED GRANT DATA

Charter School Base Grant	\$ 1,620,022.00
Multilevel Construction 5 CRS	194,403.00
Site Development	122,500.00
Urban/Security/Impacted Site	1,049,583.00
Subtotal	2,986,508.00
Inflator Factor	388,246.00
Total State Share (50%)	3,374,754.00
CSFA Lease Amount	3,374,754.00
District Cash Contribution	0.00
Total Project Cost	\$6,749,508.00

PROJECT FINANCING

State Share	
This Project	\$3,374,754.00
District Share	
Cash Contribution	0.00
CSFA Lease Amount	3,374,754.00
Total Project Cost	\$6,749,508.00

HISTORY OF PROJECT COST AND APPORTIONMENT

	Fund Code	Proposition	Previously Authorized	Authorized This Action	Unfunded Approval This Action
<u>State Share</u>					
Charter School Grant	951-540	51	\$3,037,278.60	\$337,475.40	\$337,475.40
Charter School Grant	051-540	51	337,475.40	(337,475.40)	
<u>District Share</u>					
CSFA Lease Amount	951-544	51	3,037,278.60	\$337,475.40	337,475.40
CSFA Lease Amount	051-544	51	337,475.40	(337,475.40)	
Cash Contribution					
Total			\$6,749,508.00	\$0.00	\$674,950.80

Funding Source(s): Proposition 51 Bonds/2016-Nov.

As requested by the applicant, this item rescinds \$674,950.80 that was previously apportioned for advance funding for design costs and places the design amount on the Unfunded List (Lack of AB 55 Loans).

Pursuant to the Board's action on March 11, 2009, this application has been approved and placed on the Unfunded List (Lack of AB 55 Loans). This approval does not constitute a guarantee or commitment of future State funding.

The Applicant shall ensure that it is in compliance with all applicable laws, regulations and certifications it made on the program forms.

Based on the Board's action on June 5, 2017, this project is subject to the Grant Agreement submittal pursuant to School Facility Program Regulation Section 1859.90.4.

The Applicant is responsible for ensuring that the project is compliant with Prevailing Wage Monitoring and/or Labor Compliance Program requirements at the time construction contracts are executed and/or construction commenced.

SCHOOL DISTRICT DATA

Application No:	57/64733-11-013	County:	Los Angeles
School District:	Los Angeles Unified	School Name:	Belmont Senior High
High School			
Attendance Area:	Belmont		

PROJECT DATA

Type of Project:	High School	Application Filing Basis:	Site Specific
Pupils Assigned (Under 50 Yrs) K-6:		Pupils Assigned (Over 50 Yrs) K-6:	
7-8:		7-8:	
9-12:	3	9-12:	183
Non-Severe:		Non-Severe:	
Severe:		Severe:	
Financial Hardship Requested:	No	Recommended Acres:	32.7
Alternative Education School:	No	Existing Acres:	13.7

ADJUSTED GRANT DATA

Modernization Grant - Under 50 Yrs	\$19,695.00
Modernization Grant - Over 50 Yrs	1,668,777.00
Small Size Project	67,539.00
Urban/Security/Impacted Site	369,265.00
Accessibility/Fire Code Req.	50,654.00
Total State Share (60%)	2,175,930.00
District Share (40%)	1,450,620.00
Total Project Cost	\$3,626,550.00

PROJECT FINANCING

<u>State Share</u>	
This Project	\$2,175,930.00
<u>District Share</u>	
Cash Contribution	1,450,620.00
Financial Hardship	
Total Project Cost	\$3,626,550.00

HISTORY OF PROJECT COST AND APPORTIONMENT

	Fund Code	Proposition	Previously Authorized	Authorized This Action	Unfunded Approval This Action
<u>State Share</u>					
Modernization/Additional Grant	951-570	51		\$2,175,930.00	\$2,175,930.00
<u>District Share</u>					
Cash Contribution				1,450,620.00	
Total				\$3,626,550.00	\$2,175,930.00

Funding Source(s): Proposition 51 Bonds/2016-Nov.

Pursuant to the Board's action on March 11, 2009, this application has been approved and placed on the Unfunded List (Lack of AB 55 Loans). This approval does not constitute a guarantee or commitment of future State funding.

The District shall ensure that it is in compliance with all applicable laws, regulations and certifications it made on the program forms.

Based on the Board's action on June 5, 2017, this project is subject to the Grant Agreement submittal pursuant to School Facility Program Regulation Section 1859.90.4.

The District is responsible for ensuring that the project is compliant with Prevailing Wage Monitoring and/or Labor Compliance Program requirements at the time construction contracts are executed and/or construction commenced.

SCHOOL DISTRICT DATA

Application No: 57/64733-00-604
School District: Los Angeles Unified

County: Los Angeles
School Name: Loreto Street Elementary

PROJECT DATA

Type of Project:	Elementary School	Application Filing Basis:	Site Specific
Pupils Assigned (Under 50 Yrs) K-6:	40	Pupils Assigned (Over 50 Yrs) K-6:	64
7-8:		7-8:	
9-12:		9-12:	
Non-Severe:	9	Non-Severe:	1
Severe:		Severe:	
Financial Hardship Requested:	No	Recommended Acres:	7.6
Alternative Education School:	No	Existing Acres:	3

ADJUSTED GRANT DATA

Modernization Grant - Under 50 Yrs	\$280,621.00
Modernization Grant - Over 50 Yrs	435,542.00
Accessibility/Fire Code Req.	21,485.00
Small Size Project	28,647.00
Urban/Security/Impacted Site	162,631.00
Total State Share (60%)	928,926.00
District Share (40%)	619,284.00
Total Project Cost	\$1,548,210.00

PROJECT FINANCING

<u>State Share</u>	
This Project	\$928,926.00
<u>District Share</u>	
Cash Contribution	619,284.00
Financial Hardship	
Total Project Cost	\$1,548,210.00

HISTORY OF PROJECT COST AND APPORTIONMENT

	Fund Code	Proposition	Previously Authorized	Authorized This Action	Unfunded Approval This Action
<u>State Share</u>					
Modernization/Additional Grant	951-570	51		\$928,926.00	\$928,926.00
<u>District Share</u>					
Cash Contribution				619,284.00	
Total				\$1,548,210.00	\$928,926.00

Funding Source(s): Proposition 51 Bonds/2016-Nov.

Pursuant to the Board's action on March 11, 2009, this application has been approved and placed on the Unfunded List (Lack of AB 55 Loans). This approval does not constitute a guarantee or commitment of future State funding.

The District shall ensure that it is in compliance with all applicable laws, regulations and certifications it made on the program forms.

Based on the Board's action on June 5, 2017, this project is subject to the Grant Agreement submittal pursuant to School Facility Program Regulation Section 1859.90.4.

The District is responsible for ensuring that the project is compliant with Prevailing Wage Monitoring and/or Labor Compliance Program requirements at the time construction contracts are executed and/or construction commenced.

SCHOOL DISTRICT DATA

Application No: 57/64733-00-605
School District: Los Angeles Unified

County: Los Angeles
School Name: West Vernon Avenue Elementary

PROJECT DATA

Type of Project:	Elementary School	Application Filing Basis:	Site Specific
Pupils Assigned (Under 50 Yrs) K-6:	448	Pupils Assigned (Over 50 Yrs) K-6:	76
7-8:		7-8:	
9-12:		9-12:	
Non-Severe:	11	Non-Severe:	1
Severe:		Severe:	
Financial Hardship Requested:	No	Recommended Acres:	12.7
Alternative Education School:	No	Existing Acres:	5.9

ADJUSTED GRANT DATA

Modernization Grant - Under 50 Yrs	\$2,235,167.00
Modernization Grant - Over 50 Yrs	514,574.00
Urban/Security/Impacted Site	536,472.00
Accessibility/Fire Code Req.	82,492.00
Total State Share (60%)	3,368,705.00
District Share (40%)	2,245,803.00
Total Project Cost	\$5,614,508.00

PROJECT FINANCING

<u>State Share</u>	
This Project	\$3,368,705.00
<u>District Share</u>	
Cash Contribution	2,245,803.00
Financial Hardship	
Total Project Cost	\$5,614,508.00

HISTORY OF PROJECT COST AND APPORTIONMENT

	Fund Code	Proposition	Previously Authorized	Authorized This Action	Unfunded Approval This Action
<u>State Share</u>					
Modernization/Additional Grant	951-570	51		\$3,368,705.00	\$3,368,705.00
<u>District Share</u>					
Cash Contribution				2,245,803.00	
Total				\$5,614,508.00	\$3,368,705.00

Funding Source(s): Proposition 51 Bonds/2016-Nov.

Pursuant to the Board's action on March 11, 2009, this application has been approved and placed on the Unfunded List (Lack of AB 55 Loans). This approval does not constitute a guarantee or commitment of future State funding.

The District shall ensure that it is in compliance with all applicable laws, regulations and certifications it made on the program forms.

Based on the Board's action on June 5, 2017, this project is subject to the Grant Agreement submittal pursuant to School Facility Program Regulation Section 1859.90.4.

The District is responsible for ensuring that the project is compliant with Prevailing Wage Monitoring and/or Labor Compliance Program requirements at the time construction contracts are executed and/or construction commenced.

SCHOOL DISTRICT DATA

Application No: 57/64733-00-606
School District: Los Angeles Unified

County: Los Angeles
School Name: Perez (Alphonso B.) Special Ed

PROJECT DATA

Type of Project:	Elementary School	Application Filing Basis:	Site Specific
Pupils Assigned (Under 50 Yrs) K-6:	3	Pupils Assigned (Over 50 Yrs) K-6:	17
7-8:		7-8:	
9-12:		9-12:	
Non-Severe:		Non-Severe:	
Severe:	71	Severe:	61
Financial Hardship Requested:	No	Recommended Acres:	7.04
Alternative Education School:	No	Existing Acres:	8.1

ADJUSTED GRANT DATA

Modernization Grant – Under 50 Yrs	\$1,087,033.00
Modernization Grant – Over 50 Yrs	1,392,535.00
Small Size Project	99,183.00
Accessibility/Fire Code Req.	74,387.00
Total State Share (60%)	<u>2,653,138.00</u>
District Share (40%)	<u>1,768,759.00</u>
Total Project Cost	<u><u>\$4,421,897.00</u></u>

PROJECT FINANCING

<u>State Share</u>	
This Project	\$2,653,138.00
<u>District Share</u>	
Cash Contribution	1,768,759.00
Financial Hardship	
Total Project Cost	<u><u>\$4,421,897.00</u></u>

HISTORY OF PROJECT COST AND APPORTIONMENT

	Fund Code	Proposition	Previously Authorized	Authorized This Action	Unfunded Approval This Action
<u>State Share</u>					
Modernization/Additional Grant	951-570	51		\$2,653,138.00	\$2,653,138.00
<u>District Share</u>					
Cash Contribution				1,768,759.00	
Total				<u><u>\$4,421,897.00</u></u>	<u><u>\$2,653,138.00</u></u>

Funding Source(s): Proposition 51 Bonds/2016-Nov.

Pursuant to the Board's action on March 11, 2009, this application has been approved and placed on the Unfunded List (Lack of AB 55 Loans). This approval does not constitute a guarantee or commitment of future State funding.

The District shall ensure that it is in compliance with all applicable laws, regulations and certifications it made on the program forms.

Based on the Board's action on June 5, 2017, this project is subject to the Grant Agreement submittal pursuant to School Facility Program Regulation Section 1859.90.4.

The District is responsible for ensuring that the project is compliant with Prevailing Wage Monitoring and/or Labor Compliance Program requirements at the time construction contracts are executed and/or construction commenced.

SCHOOL DISTRICT DATA

Application No: 57/64733-00-607
School District: Los Angeles Unified

County: Los Angeles
School Name: Miller (Loren) Elementary

PROJECT DATA

Type of Project:	Elementary	Application Filing Basis:	Site Specific
Pupils Assigned (Under 50 Yrs) K-6:	391	Pupils Assigned (Over 50 Yrs) K-6:	
7-8:		7-8:	
9-12:		9-12:	
Non-Severe:		Non-Severe:	
Severe:		Severe:	
Financial Hardship Requested:	No	Recommended Acres:	17.1
Alternative Education School:	No	Existing Acres:	5.9

ADJUSTED GRANT DATA

Modernization Grant – Under 50 Yrs	\$1,853,731.00
Urban/Security/Impacted Site	435,451.00
Accessibility/Fire Code Req.	55,612.00
Total State Share (60%)	2,344,794.00
District Share (40%)	1,563,196.00
Total Project Cost	\$3,907,990.00

PROJECT FINANCING

<u>State Share</u>	
This Project	\$2,344,794.00
<u>District Share</u>	
Cash Contribution	1,563,196.00
Financial Hardship	
Total Project Cost	\$3,907,990.00

HISTORY OF PROJECT COST AND APPORTIONMENT

	Fund Code	Proposition	Previously Authorized	Authorized This Action	Unfunded Approval This Action
<u>State Share</u>					
Modernization/Additional Grant	951-570	51		\$2,344,794.00	\$2,344,794.00
<u>District Share</u>					
Cash Contribution				1,563,196.00	
Total				\$3,907,990.00	\$2,344,794.00

Funding Source(s): Proposition 51 Bonds/2016-Nov.

Pursuant to the Board's action on March 11, 2009, this application has been approved and placed on the Unfunded List (Lack of AB 55 Loans). This approval does not constitute a guarantee or commitment of future State funding.

The District shall ensure that it is in compliance with all applicable laws, regulations and certifications it made on the program forms.

Based on the Board's action on June 5, 2017, this project is subject to the Grant Agreement submittal pursuant to School Facility Program Regulation Section 1859.90.4.

The District is responsible for ensuring that the project is compliant with Prevailing Wage Monitoring and/or Labor Compliance Program requirements at the time construction contracts are executed and/or construction commenced.

SCHOOL DISTRICT DATA

Application No: 57/64733-00-608
School District: Los Angeles Unified

County: Los Angeles
School Name: Marvin Elementary

PROJECT DATA

Type of Project:	Elementary School	Application Filing Basis:	Site Specific
Pupils Assigned (Under 50 Yrs) K-6:		Pupils Assigned (Over 50 Yrs) K-6:	227
7-8:		7-8:	
9-12:		9-12:	
Non-Severe:		Non-Severe:	
Severe:		Severe:	
Financial Hardship Requested:	No	Recommended Acres:	15
Alternative Education School:	No	Existing Acres:	4.8

ADJUSTED GRANT DATA

Modernization Grant – Over 50 Yrs	\$1,495,022.00
Urban/Security/Impacted Site	363,649.00
Total State Share (60%)	1,858,671.00
District Share (40%)	1,239,114.00
Total Project Cost	\$3,097,785.00

PROJECT FINANCING

<u>State Share</u>	
This Project	\$1,858,671.00
<u>District Share</u>	
Cash Contribution	1,239,114.00
Financial Hardship	
Total Project Cost	\$3,097,785.00

HISTORY OF PROJECT COST AND APPORTIONMENT

	Fund Code	Proposition	Previously Authorized	Authorized This Action	Unfunded Approval This Action
<u>State Share</u>					
Modernization/Additional Grant	951-570	51		\$1,858,671.00	\$1,858,671.00
<u>District Share</u>					
Cash Contribution				1,239,114.00	
Total				\$3,097,785.00	\$1,858,671.00

Funding Source(s): Proposition 51 Bonds/2016-Nov.

Pursuant to the Board's action on March 11, 2009, this application has been approved and placed on the Unfunded List (Lack of AB 55 Loans). This approval does not constitute a guarantee or commitment of future State funding.

The District shall ensure that it is in compliance with all applicable laws, regulations and certifications it made on the program forms.

Based on the Board's action on June 5, 2017, this project is subject to the Grant Agreement submittal pursuant to School Facility Program Regulation Section 1859.90.4.

The District is responsible for ensuring that the project is compliant with Prevailing Wage Monitoring and/or Labor Compliance Program requirements at the time construction contracts are executed and/or construction commenced.

SCHOOL DISTRICT DATA

Application No: 57/64733-00-609
School District: Los Angeles Unified

County: Los Angeles
School Name: Fairfax Senior High

PROJECT DATA

Type of Project:	High School	Application Filing Basis:	Site Specific
Pupils Assigned (Under 50 Yrs) K-6:		Pupils Assigned (Over 50 Yrs) K-6:	
7-8:		7-8:	
9-12:		9-12:	279
Non-Severe:		Non-Severe:	
Severe:		Severe:	
Financial Hardship Requested:	No	Recommended Acres:	49.1
Alternative Education School:	No	Existing Acres:	23.7

ADJUSTED GRANT DATA

Modernization Grant - Over 50 Yrs	\$2,544,201.00
Urban/Security/Impacted Site	481,019.00
Accessibility/Fire Code Req.	76,326.00
Total State Share (60%)	3,101,546.00
District Share (40%)	2,067,697.00
Total Project Cost	\$5,169,243.00

PROJECT FINANCING

<u>State Share</u>	
This Project	\$3,101,546.00
<u>District Share</u>	
Cash Contribution	2,067,697.00
Financial Hardship	
Total Project Cost	\$5,169,243.00

HISTORY OF PROJECT COST AND APPORTIONMENT

	Fund Code	Proposition	Previously Authorized	Authorized This Action	Unfunded Approval This Action
<u>State Share</u>					
Modernization/Additional Grant	951-570	51		\$3,101,546.00	\$3,101,546.00
<u>District Share</u>					
Cash Contribution				2,067,697.00	
Total				\$5,169,243.00	\$3,101,546.00

Funding Source(s): Proposition 51 Bonds/2016-Nov.

Pursuant to the Board's action on March 11, 2009, this application has been approved and placed on the Unfunded List (Lack of AB 55 Loans). This approval does not constitute a guarantee or commitment of future State funding.

The District shall ensure that it is in compliance with all applicable laws, regulations and certifications it made on the program forms.

Based on the Board's action on June 5, 2017, this project is subject to the Grant Agreement submittal pursuant to School Facility Program Regulation Section 1859.90.4.

The District is responsible for ensuring that the project is compliant with Prevailing Wage Monitoring and/or Labor Compliance Program requirements at the time construction contracts are executed and/or construction commenced.

SCHOOL DISTRICT DATA

Application No:	57/64733-05-017	County:	Los Angeles
School District:	Los Angeles Unified	School Name:	Robert Louis Stevenson Middle
High School			
Attendance Area:	Roosevelt		

PROJECT DATA

Type of Project:	Middle School	Application Filing Basis:	Site Specific
Pupils Assigned (Under 50 Yrs) K-6:		Pupils Assigned (Over 50 Yrs) K-6:	
7-8:	5	7-8:	134
9-12:		9-12:	
Non-Severe:		Non-Severe:	
Severe:		Severe:	
Financial Hardship Requested:	No	Recommended Acres:	23.2
Alternative Education School:	No	Existing Acres:	13.7

ADJUSTED GRANT DATA

Modernization Grant - Under 50 Yrs	\$25,070.00
Modernization Grant - Over 50 Yrs	933,444.00
Fire Detection Alarm	21,406.00
Small Size Project	38,341.00
Urban/Security/Impacted Site	152,676.00
Accessibility/Fire Code Req.	28,755.00
Total State Share (60%)	1,199,692.00
District Share (40%)	799,794.00
Total Project Cost	\$1,999,486.00

PROJECT FINANCING

<u>State Share</u>	
This Project	\$1,199,692.00
<u>District Share</u>	
Cash Contribution	799,794.00
Financial Hardship	
Total Project Cost	\$1,999,486.00

HISTORY OF PROJECT COST AND APPORTIONMENT

	Fund Code	Proposition	Previously Authorized	Authorized This Action	Unfunded Approval This Action
<u>State Share</u>					
Modernization/Additional Grant	951-570	51		\$1,199,692.00	\$1,199,692.00
<u>District Share</u>					
Cash Contribution				799,794.00	
Total				\$1,999,486.00	\$1,199,692.00

Funding Source(s): Proposition 51 Bonds/2016-Nov.

Pursuant to the Board's action on March 11, 2009, this application has been approved and placed on the Unfunded List (Lack of AB 55 Loans). This approval does not constitute a guarantee or commitment of future State funding.

The District shall ensure that it is in compliance with all applicable laws, regulations and certifications it made on the program forms.

Based on the Board's action on June 5, 2017, this project is subject to the Grant Agreement submittal pursuant to School Facility Program Regulation Section 1859.90.4.

The District is responsible for ensuring that the project is compliant with Prevailing Wage Monitoring and/or Labor Compliance Program requirements at the time construction contracts are executed and/or construction commenced.

SCHOOL DISTRICT DATA

Application No: 57/64733-00-620
School District: Los Angeles Unified

County: Los Angeles
School Name: Hoover Street Elementary

PROJECT DATA

Type of Project:	Elementary School	Application Filing Basis:	Site Specific
Pupils Assigned (Under 50 Yrs) K-6:	419	Pupils Assigned (Over 50 Yrs) K-6:	1
7-8:		7-8:	
9-12:		9-12:	
Non-Severe:		Non-Severe:	
Severe:		Severe:	
Financial Hardship Requested:	No	Recommended Acres:	12.7
Alternative Education School:	No	Existing Acres:	5.36

ADJUSTED GRANT DATA

Modernization Grant – Under 50 Yrs	\$1,986,479.00
Modernization Grant – Over 50 Yrs	6,586.00
Urban/Security/Impacted Site	417,065.00
Accessibility/Fire Code Req.	59,792.00
Total State Share (60%)	2,469,922.00
District Share (40%)	1,646,615.00
Total Project Cost	\$4,116,537.00

PROJECT FINANCING

<u>State Share</u>	
This Project	\$2,469,922.00
<u>District Share</u>	
Cash Contribution	1,646,615.00
Financial Hardship	
Total Project Cost	\$4,116,537.00

HISTORY OF PROJECT COST AND APPORTIONMENT

	Fund Code	Proposition	Previously Authorized	Authorized This Action	Unfunded Approval This Action
<u>State Share</u>					
Modernization/Additional Grant	951-570	51		\$2,469,922.00	\$2,469,922.00
<u>District Share</u>					
Cash Contribution				1,646,615.00	
Total				\$4,116,537.00	\$2,469,922.00

Funding Source(s): Proposition 51 Bonds/2016-Nov.

Pursuant to the Board's action on March 11, 2009, this application has been approved and placed on the Unfunded List (Lack of AB 55 Loans). This approval does not constitute a guarantee or commitment of future State funding.

The District shall ensure that it is in compliance with all applicable laws, regulations and certifications it made on the program forms.

Based on the Board's action on June 5, 2017, this project is subject to the Grant Agreement submittal pursuant to School Facility Program Regulation Section 1859.90.4.

The District is responsible for ensuring that the project is compliant with Prevailing Wage Monitoring and/or Labor Compliance Program requirements at the time construction contracts are executed and/or construction commenced.

SCHOOL DISTRICT DATA

Application No: 57/64733-00-624
School District: Los Angeles Unified

County: Los Angeles
School Name: White Point Elementary

PROJECT DATA

Type of Project:	Elementary School	Application Filing Basis:	Site Specific
Pupils Assigned (Under 50 Yrs) K-6:	79	Pupils Assigned (Over 50 Yrs) K-6:	209
7-8:		7-8:	
9-12:		9-12:	
Non-Severe:		Non-Severe:	
Severe:		Severe:	
Financial Hardship Requested:	No	Recommended Acres:	11.1
Alternative Education School:	No	Existing Acres:	4.9

ADJUSTED GRANT DATA

Modernization Grant - Under 50 Yrs	\$374,539.00
Modernization Grant - Over 50 Yrs	1,376,474.00
Urban/Security/Impacted Site	355,105.00
Accessibility/Fire Code Req.	52,530.00
Total State Share (60%)	2,158,648.00
District Share (40%)	1,439,099.00
Total Project Cost	\$3,597,747.00

PROJECT FINANCING

<u>State Share</u>	
This Project	\$2,158,648.00
<u>District Share</u>	
Cash Contribution	1,439,099.00
Financial Hardship	
Total Project Cost	\$3,597,747.00

HISTORY OF PROJECT COST AND APPORTIONMENT

	Fund Code	Proposition	Previously Authorized	Authorized This Action	Unfunded Approval This Action
<u>State Share</u>					
Modernization/Additional Grant	951-570	51		\$2,158,648.00	\$2,158,648.00
<u>District Share</u>					
Cash Contribution				1,439,099.00	
Total				\$3,597,747.00	\$2,158,648.00

Funding Source(s): Proposition 51 Bonds/2016-Nov.

Pursuant to the Board's action on March 11, 2009, this application has been approved and placed on the Unfunded List (Lack of AB 55 Loans). This approval does not constitute a guarantee or commitment of future State funding.

The District shall ensure that it is in compliance with all applicable laws, regulations and certifications it made on the program forms.

Based on the Board's action on June 5, 2017, this project is subject to the Grant Agreement submittal pursuant to School Facility Program Regulation Section 1859.90.4.

The District is responsible for ensuring that the project is compliant with Prevailing Wage Monitoring and/or Labor Compliance Program requirements at the time construction contracts are executed and/or construction commenced.

SCHOOL DISTRICT DATA

Application No: 50/73387-00-001
School District: Milpitas Unified

County: Santa Clara
School Name: Mabel Mattos Elementary

PROJECT DATA

Type of Project: Elementary School
Pupils Assigned **K-6:** 225
 7-8:
 9-12:
Non-Severe: 10
Severe:
Application Filing Basis: District Wide
Number of Classrooms: 10
Master Acres: 13.8
Existing Acres:
Proposed Acres: 6.7
Recommended Acres: 5.2
Facility Hardship (a): No
 Financial Hardship Requested: No
 Alternative Education School: No
Addition to Existing Site: No

ADJUSTED GRANT DATA

New Construction Grant	\$3,035,465.00
Fire Detection Alarm	3,815.00
Sprinkler System	51,445.00
Site Acquisition	11,091,043.00
Service Site	675,824.00
Off-Site	569,025.00
Utilities	127,829.00
Multilevel	364,256.00
New School	293,632.00
General Site	360,699.00
Total State Share (50%)	16,573,033.00
District Share (50%)	16,573,033.00
Total Project Cost	\$33,146,066.00

PROJECT FINANCING

<u>State Share</u>	
This Project	\$16,573,033.00
<u>District Share</u>	
Cash Contribution	16,573,033.00
Financial Hardship	
Total Project Cost	\$33,146,066.00

HISTORY OF PROJECT COST AND APPORTIONMENT

	Fund Code	Proposition	Previously Authorized	Authorized This Action	Unfunded Approval This Action
<u>State Share</u>					
New Construction/Additional Grant	951-500	51		\$16,573,033.00	\$16,573,033.00
<u>District Share</u>					
Cash Contribution				16,573,033.00	
Total				\$33,146,066.00	\$16,573,033.00

Funding Source(s): Proposition 51 Bonds/2016-Nov.

Pursuant to the Board's action on March 11, 2009, this application has been approved and placed on the Unfunded List (Lack of AB 55 Loans). This approval does not constitute a guarantee or commitment of future State funding.

The District shall ensure that it is in compliance with all applicable laws, regulations and certifications it made on the program forms.

Based on the Board's action on June 5, 2017, this project is subject to the Grant Agreement submittal pursuant to School Facility Program Regulation Section 1859.90.4.

The District is responsible for ensuring that the project is compliant with Prevailing Wage Monitoring and/or Labor Compliance Program requirements at the time construction contracts are executed and/or construction commenced.

SCHOOL DISTRICT DATA

Application No: 50/73965-00-019
School District: Central Unified

County: Fresno
School Name: Hahn Phan Tilley Elementary

PROJECT DATA

Type of Project: Elementary School
Pupils Assigned **K-6:** 775
 7-8:
 9-12:
Non-Severe:
Severe:
Application Filing Basis: District Wide
Number of Classrooms: 31
Master Acres: 14.7
Existing Acres:
Proposed Acres: 12.46
Recommended Acres: 14.4
Facility Hardship (a): No
Financial Hardship Requested: No
Alternative Education School: No
Addition to Existing Site: No

ADJUSTED GRANT DATA

New Construction Grant	\$9,649,525.00
Fire Detection Alarm	11,625.00
Sprinkler System	161,975.00
Site Acquisition	585,852.68
Hazardous Waste Removal	32,836.50
Service Site	1,094,832.00
Off-Site	418,061.00
Utilities	37,431.00
General Site	841,902.00
Total State Share (50%)	12,834,040.18
District Share (50%)	12,834,040.18
Total Project Cost	\$25,668,080.36

PROJECT FINANCING

State Share	
This Project	\$12,834,040.18
District Share	
Cash Contribution	12,834,040.18
Financial Hardship	
Total Project Cost	\$25,668,080.36

HISTORY OF PROJECT COST AND APPORTIONMENT

	Fund Code	Proposition	Previously Authorized	Authorized This Action	Unfunded Approval This Action
State Share					
New Construction/Additional Grant	951-500	51		\$12,834,040.18	\$12,834,040.18
District Share					
Cash Contribution				12,834,040.18	
Total				\$25,668,080.36	\$12,834,040.18

Funding Source(s): Proposition 51 Bonds/2016-Nov.

Pursuant to the Board's action on March 11, 2009, this application has been approved and placed on the Unfunded List (Lack of AB 55 Loans). This approval does not constitute a guarantee or commitment of future State funding.

The District shall ensure that it is in compliance with all applicable laws, regulations and certifications it made on the program forms.

Based on the Board's action on June 5, 2017, this project is subject to the Grant Agreement submittal pursuant to School Facility Program Regulation Section 1859.90.4.

The District is responsible for ensuring that the project is compliant with Prevailing Wage Monitoring and/or Labor Compliance Program requirements at the time construction contracts are executed and/or construction commenced.

SCHOOL DISTRICT DATA

Application No: 57/75507-00-001
School District: Gridley Unified

County: Butte
School Name: Sycamore Middle

PROJECT DATA

Type of Project:	Middle School	Application Filing Basis:	Site Specific
Pupils Assigned (Under 50 Yrs) K-6:		Pupils Assigned (Over 50 Yrs) K-6:	
7-8:	109	7-8:	
9-12:		9-12:	
Non-Severe:		Non-Severe:	
Severe:		Severe:	
Financial Hardship Requested:	No	Recommended Acres:	10.7
Alternative Education School:	No	Existing Acres:	5.9

ADJUSTED GRANT DATA

Modernization Grant – Under 50 Yrs	\$546,526.00
Project Assistance	4,061.00
Fire Detection Alarm	16,786.00
Prevailing Wage Monitoring	1,050.00
Small Size Project	21,861.00
Urban/Security/Impacted Site	94,456.00
Accessibility/Fire Code Req.	16,396.00
Total State Share (60%)	701,136.00
District Share (40%)	467,424.00
Total Project Cost	\$1,168,560.00

PROJECT FINANCING

<u>State Share</u>	
This Project	\$701,136.00
<u>District Share</u>	
Cash Contribution	467,424.00
Financial Hardship	
Total Project Cost	\$1,168,560.00

HISTORY OF PROJECT COST AND APPORTIONMENT

	Fund Code	Proposition	Previously Authorized	Authorized This Action	Unfunded Approval This Action
<u>State Share</u>					
Modernization/Additional Grant	951-570	51		\$701,136.00	\$701,136.00
<u>District Share</u>					
Cash Contribution				467,424.00	
Total				\$1,168,560.00	\$701,136.00

Funding Source(s): Proposition 51 Bonds/2016-Nov.

Pursuant to the Board's action on March 11, 2009, this application has been approved and placed on the Unfunded List (Lack of AB 55 Loans). This approval does not constitute a guarantee or commitment of future State funding.

The District shall ensure that it is in compliance with all applicable laws, regulations and certifications it made on the program forms.

Based on the Board's action on June 5, 2017, this project is subject to the Grant Agreement submittal pursuant to School Facility Program Regulation Section 1859.90.4.

The District is responsible for ensuring that the project is compliant with Prevailing Wage Monitoring and/or Labor Compliance Program requirements at the time construction contracts are executed and/or construction commenced.

SCHOOL DISTRICT DATA

Application No: 57/64733-00-638
School District: Los Angeles Unified

County: Los Angeles
School Name: Olive Vista Junior High

PROJECT DATA

Type of Project:	Middle School	Application Filing Basis:	Site Specific
Pupils Assigned (Under 50 Yrs) K-6:		Pupils Assigned (Over 50 Yrs) K-6:	
7-8:		7-8:	1096
9-12:		9-12:	
Non-Severe:		Non-Severe:	
Severe:		Severe:	
Financial Hardship Requested:	No	Recommended Acres:	18.1
Alternative Education School:	No	Existing Acres:	18.6

ADJUSTED GRANT DATA

Modernization Grant - Over 50 Yrs	\$7,634,736.00
Fire Detection Alarm	168,784.00
Accessibility/Fire Code Req.	229,042.00
Total State Share (60%)	8,032,562.00
District Share (40%)	5,355,041.00
Total Project Cost	\$13,387,603.00

PROJECT FINANCING

<u>State Share</u>	
This Project	\$8,032,562.00
<u>District Share</u>	
Cash Contribution	5,355,041.00
Financial Hardship	
Total Project Cost	\$13,387,603.00

HISTORY OF PROJECT COST AND APPORTIONMENT

	Fund Code	Proposition	Previously Authorized	Authorized This Action	Unfunded Approval This Action
<u>State Share</u>					
Modernization/Additional Grant	951-570	51		\$8,032,562.00	\$8,032,562.00
<u>District Share</u>					
Cash Contribution				5,355,041.00	
Total				\$13,387,603.00	\$8,032,562.00

Funding Source(s): Proposition 51 Bonds/2016-Nov.

Pursuant to the Board's action on March 11, 2009, this application has been approved and placed on the Unfunded List (Lack of AB 55 Loans). This approval does not constitute a guarantee or commitment of future State funding.

The District shall ensure that it is in compliance with all applicable laws, regulations and certifications it made on the program forms.

Based on the Board's action on June 5, 2017, this project is subject to the Grant Agreement submittal pursuant to School Facility Program Regulation Section 1859.90.4.

The District is responsible for ensuring that the project is compliant with Prevailing Wage Monitoring and/or Labor Compliance Program requirements at the time construction contracts are executed and/or construction commenced.

SCHOOL DISTRICT DATA

Application No: 57/67538-00-006
School District: San Benito High

County: San Benito
School Name: San Benito High

PROJECT DATA

Type of Project:	High School	Application Filing Basis:	Site Specific
Pupils Assigned (Under 50 Yrs) K-6:		Pupils Assigned (Over 50 Yrs) K-6:	
7-8:		7-8:	
9-12:	1220	9-12:	213
Non-Severe:	51	Non-Severe:	8
Severe:	29	Severe:	5
Financial Hardship Requested:	No	Recommended Acres:	66.1
Alternative Education School:	No	Existing Acres:	116.35

ADJUSTED GRANT DATA

Modernization Grant – Under 50 Yrs	\$8,963,049.00
Modernization Grant – Over 50 Yrs	2,159,616.00
Accessibility/Fire Code Req.	333,680.00
Total State Share (60%)	11,456,345.00
District Share (40%)	7,637,563.00
Total Project Cost	\$19,093,908.00

PROJECT FINANCING

<u>State Share</u>	
This Project	\$11,456,345.00
<u>District Share</u>	
Cash Contribution	7,637,563.00
Financial Hardship	
Total Project Cost	\$19,093,908.00

HISTORY OF PROJECT COST AND APPORTIONMENT

	Fund Code	Proposition	Previously Authorized	Authorized This Action	Unfunded Approval This Action
<u>State Share</u>					
Modernization/Additional Grant	951-570	51		\$11,456,345.00	\$11,456,345.00
<u>District Share</u>					
Cash Contribution				7,637,563.00	
Total				\$19,093,908.00	\$11,456,345.00

Funding Source(s): Proposition 51 Bonds/2016-Nov.

Pursuant to the Board's action on March 11, 2009, this application has been approved and placed on the Unfunded List (Lack of AB 55 Loans). This approval does not constitute a guarantee or commitment of future State funding.

The District shall ensure that it is in compliance with all applicable laws, regulations and certifications it made on the program forms.

Based on the Board's action on June 5, 2017, this project is subject to the Grant Agreement submittal pursuant to School Facility Program Regulation Section 1859.90.4.

The District is responsible for ensuring that the project is compliant with Prevailing Wage Monitoring and/or Labor Compliance Program requirements at the time construction contracts are executed and/or construction commenced.

SCHOOL DISTRICT DATA

Application No: 50/73791-00-017
School District: San Marcos Unified
County: San Diego

School Name: La Miranda Academy [AKA Dunn
 (Alvin M.)]

PROJECT DATA

Type of Project: Elementary School
Pupils Assigned **K-6:** 125
 7-8:
 9-12:
Non-Severe:
Severe: 27
Application Filing Basis: Districtwide
Number of Classrooms: 8
Master Acres: 21.4
Existing Acres: 7.98
Proposed Acres:
Recommended Acres: 20.4
Facility Hardship (a): No
 Financial Hardship Requested: No
 Alternative Education School: No
Addition to Existing Site: No

ADJUSTED GRANT DATA

New Construction Grant	\$2,501,024.00
Fire Detection Alarm	3,549.00
Service Site	856,572.00
Utilities	107,601.00
Multi-Level Constr. – 8 Crs.	300,123.00
Urban/Security/Impacted Site	1,023,488.00
Small Size Project	100,041.00
Total State Share (50%)	4,892,398.00
District Share (50%)	4,892,398.00
Total Project Cost	<u>\$9,784,796.00</u>

PROJECT FINANCING

State Share	
This Project	\$4,892,398.00
District Share	
Cash Contribution	4,892,398.00
Financial Hardship	
Total Project Cost	<u>\$9,784,796.00</u>

HISTORY OF PROJECT COST AND APPORTIONMENT

	Fund Code	Proposition	Previously Authorized	Authorized This Action	Unfunded Approval This Action
<u>State Share</u>					
New Construction/Additional Grant	951-500	51		\$4,892,398.00	\$4,892,398.00
<u>District Share</u>					
Cash Contribution				4,892,398.00	
Total				<u>\$9,784,769.00</u>	<u>\$4,892,398.00</u>

Funding Source(s): Proposition 51 Bonds/2016-Nov.

Pursuant to the Board's action on March 11, 2009, this application has been approved and placed on the Unfunded List (Lack of AB 55 Loans). This approval does not constitute a guarantee or commitment of future State funding.

The District shall ensure that it is in compliance with all applicable laws, regulations and certifications it made on the program forms.

Based on the Board's action on June 5, 2017, this project is subject to the Grant Agreement submittal pursuant to School Facility Program Regulation Section 1859.90.4.

The District is responsible for ensuring that the project is compliant with Prevailing Wage Monitoring and/or Labor Compliance Program requirements at the time construction contracts are executed and/or construction commenced.

SCHOOL DISTRICT DATA

Application No: 57/73791-00-007
School District: San Marcos Unified
County: San Diego

School Name: La Miranda Academy [AKA Dunn
 (Alvin M.)]

PROJECT DATA

Type of Project:	Elementary School	Application Filing Basis:	Site Specific
Pupils Assigned (Under 50 Yrs) K-6:		Pupils Assigned (Over 50 Yrs) K-6:	355
7-8:		7-8:	
9-12:		9-12:	
Non-Severe:		Non-Severe:	9
Severe:		Severe:	
Financial Hardship Requested:	No	Recommended Acres:	21.40
Alternative Education School:	No	Existing Acres:	7.98

ADJUSTED GRANT DATA

Modernization Grant – Over 50 Yrs	\$2,464,372.00
Fire Detection Alarm	57,226.00
Accessibility/Fire Code Req.	73,931.00
Two Stop Elevators	253,322.00
Urban/Security/Impacted Site	556,025.00
Total State Share (60%)	3,404,876.00
District Share (40%)	2,269,917.00
Total Project Cost	\$5,674,793.00

PROJECT FINANCING

<u>State Share</u>	
This Project	\$3,404,876.00
<u>District Share</u>	
Cash Contribution	2,269,917.00
Financial Hardship	
Total Project Cost	\$5,674,793.00

HISTORY OF PROJECT COST AND APPORTIONMENT

	Fund Code	Proposition	Previously Authorized	Authorized This Action	Unfunded Approval This Action
<u>State Share</u>					
Modernization/Additional Grant	951-570	51		\$3,404,876.00	\$3,404,876.00
<u>District Share</u>					
Cash Contribution				2,269,917.00	
Total				\$5,674,793.00	\$3,404,876.00

Funding Source(s): Proposition 51 Bonds/2016-Nov.

Pursuant to the Board's action on March 11, 2009, this application has been approved and placed on the Unfunded List (Lack of AB 55 Loans). This approval does not constitute a guarantee or commitment of future State funding.

The District shall ensure that it is in compliance with all applicable laws, regulations and certifications it made on the program forms.

Based on the Board's action on June 5, 2017, this project is subject to the Grant Agreement submittal pursuant to School Facility Program Regulation Section 1859.90.4.

The District is responsible for ensuring that the project is compliant with Prevailing Wage Monitoring and/or Labor Compliance Program requirements at the time construction contracts are executed and/or construction commenced.

SCHOOL DISTRICT DATA**Application No:** 57/67652-00-006**County:** San Bernardino**School District:** Chaffey Joint Union High**School Name:** Chaffey High**PROJECT DATA**

Type of Project:	High School	Application Filing Basis:	Site Specific
Pupils Assigned (Under 50 Yrs) K-6:		Pupils Assigned (Over 50 Yrs) K-6:	
7-8:		7-8:	
9-12:	420	9-12:	2100
Non-Severe:	7	Non-Severe:	29
Severe:		Severe:	
Financial Hardship Requested:	No	Recommended Acres:	73.09
Alternative Education School:	No	Existing Acres:	54.39

ADJUSTED GRANT DATA

Modernization Grant - Under 50 Yrs	\$2,828,063.00
Modernization Grant - Over 50 Yrs	19,557,002.00
Fire Detection Alarm	398,304.00
Accessibility/Fire Code Req.	671,552.00
Two Stop Elevators	253,322.00
Additional Elev. Stops	45,600.00
Total State Share (60%)	23,753,843.00
District Share (40%)	15,835,895.00
Total Project Cost	\$39,589,738.00

PROJECT FINANCING

<u>State Share</u>	
This Project	\$23,753,843.00
<u>District Share</u>	
Cash Contribution	15,835,895.00
Financial Hardship	
Total Project Cost	\$39,589,738.00

HISTORY OF PROJECT COST AND APPORTIONMENT

	Fund Code	Proposition	Previously Authorized	Authorized This Action	Unfunded Approval This Action
<u>State Share</u>					
Modernization/Additional Grant	951-570	51		\$23,753,843.00	\$23,753,843.00
<u>District Share</u>					
Cash Contribution				15,835,895.00	
Total				\$39,589,738.00	\$23,753,843.00

Funding Source(s): Proposition 51 Bonds/2016-Nov.

Pursuant to the Board's action on March 11, 2009, this application has been approved and placed on the Unfunded List (Lack of AB 55 Loans). This approval does not constitute a guarantee or commitment of future State funding.

The District shall ensure that it is in compliance with all applicable laws, regulations and certifications it made on the program forms.

Based on the Board's action on June 5, 2017, this project is subject to the Grant Agreement submittal pursuant to School Facility Program Regulation Section 1859.90.4.

The District is responsible for ensuring that the project is compliant with Prevailing Wage Monitoring and/or Labor Compliance Program requirements at the time construction contracts are executed and/or construction commenced.

SCHOOL DISTRICT DATA

Application No:	57/67090-00-013	County:	Riverside
School District:	Jurupa Unified	School Name:	Mission Bell Elementary

PROJECT DATA

Type of Project:	Elementary School	Application Filing Basis:	Site Specific
Pupils Assigned (Under 50 Yrs) K-6:	275		
7-8:			
9-12:			
Non-Severe:	21		
Severe:			
Financial Hardship Requested:	No	Recommended Acres:	9.9
Alternative Education School:	No	Existing Acres:	10.8

ADJUSTED GRANT DATA

Modernization Grant - Under 50 Yrs	\$1,516,064.00
Fire Detection Alarm	48,314.00
Accessibility/Fire Code Req.	45,482.00
Total State Share (60%)	1,609,860.00
District Share (40%)	1,073,240.00
Total Project Cost	\$2,683,100.00

PROJECT FINANCING

<u>State Share</u>	
This Project	\$1,609,860.00
<u>District Share</u>	
Cash Contribution	1,073,240.00
Financial Hardship	
Total Project Cost	\$2,683,100.00

HISTORY OF PROJECT COST AND APPORTIONMENT

	Fund Code	Proposition	Previously Authorized	Authorized This Action	Unfunded Approval This Action
<u>State Share</u>					
Modernization/Additional Grant	951-570	51		\$1,609,860.00	\$1,609,860.00
<u>District Share</u>					
Cash Contribution				1,073,240.00	
Total				\$2,683,100.00	\$1,609,860.00

Funding Source(s): Proposition 51 Bonds/2016-Nov.

Pursuant to the Board's action on March 11, 2009, this application has been approved and placed on the Unfunded List (Lack of AB 55 Loans). This approval does not constitute a guarantee or commitment of future State funding.

The District shall ensure that it is in compliance with all applicable laws, regulations and certifications it made on the program forms.

Based on the Board's action on June 5, 2017, this project is subject to the Grant Agreement submittal pursuant to School Facility Program Regulation Section 1859.90.4.

The District is responsible for ensuring that the project is compliant with Prevailing Wage Monitoring and/or Labor Compliance Program requirements at the time construction contracts are executed and/or construction commenced.

SCHOOL DISTRICT DATA

Application No: 54/61796-04-001
School District: West Contra Costa Unified

County: Contra Costa
Charter School: Caliber Beta Academy
School Name: Caliber Beta Academy

PROJECT DATA

Type of Project: Middle School
Pupils Assigned
 K-6:
 7-8:
 9-12:
 Non-Severe:
 Severe:
 Non-Toilet sq.ft.: 42,918
 Toilet sq.ft.: 1,473

Application Filing Basis: District is Applicant
Number of Classrooms: 20
Master Plan Acres:
Existing Acres: 8.77
Proposed Acres:
Recommended Acres: 16.5
Alternative Education School: No
Addition to Existing Site: No

ADJUSTED GRANT DATA

Charter School Base Grant	\$6,579,804.00
Accessibility/Fire Code 3%	197,394.00
Urban/Security/Impacted Site	1,137,026.00
Total State Share (50%)	7,914,224.00
CSFA Lease-Payment Amount	7,914,224.00
Charter School Cash Contribution	0.00
Total Project Cost	\$15,828,448.00

PROJECT FINANCING

State Share	
This Project	\$7,914,224.00
District Share	
CSFA Lease Amount	7,914,224.00
Cash Contribution	0.00
Total Project Cost	\$15,828,448.00

HISTORY OF PROJECT COST AND APPORTIONMENT

	Fund Code	Proposition	Preliminary Apportionment	Preliminary Apportionment This Action	Authorized This Action	Unfunded Approval This Action
<u>State Share</u>						
Charter School Grant	951-540	51	\$6,658,852.50	(\$6,658,852.50)	\$6,658,852.50	\$6,658,852.50
Charter School Grant	947-510	47			515,499.00	515,499.00
Charter School Grant	051-540	51	739,872.50	(739,872.50)	739,872.50	
<u>District Share</u>						
CSFA Lease Amount	951-544	51	6,658,852.50	(6,658,852.50)	6,658,852.50	\$6,658,852.50
CSFA Lease Amount	947-510	47			515,499.00	515,499.00
CSFA Lease Amount	051-544	51	739,872.50	(739,872.50)	739,872.50	
Total			\$14,797,450.00	\$(14,797,450.00)	\$15,828,448.00	\$14,348,703.00

Funding Source(s): Proposition 51 Bonds/2016-Nov.; Proposition 47 Bonds/2002-Nov.

Pursuant to the Board's action on March 11, 2009, this application has been approved and placed on the Unfunded List (Lack of AB 55 Loans). This approval does not constitute a guarantee or commitment of future State funding.

The Applicant shall ensure that it is in compliance with all applicable laws, regulations and certifications it made on the program forms.

Based on the Board's action on June 5, 2017, this project is subject to the Grant Agreement submittal pursuant to School Facility Program Regulation Section 1859.90.4.

The Applicant is responsible for ensuring that the project is compliant with Prevailing Wage Monitoring and/or Labor Compliance Program requirements at the time construction contracts are executed and/or construction commenced.

The Applicant previously received \$1,479,745.00 for advance design costs.

The Charter School Base Grant was capped at the new construction capacity of the project as required by School Facility Program Regulation Section 1859.163.5.

SCHOOL DISTRICT DATA

Application No: 54/61796-04-002
School District: West Contra Costa Unified

County: Contra Costa
Charter School: Caliber Beta Academy
School Name: Caliber Beta Academy

PROJECT DATA

Type of Project: Middle School
Pupils Assigned
 K-6: 400
 7-8:
 9-12:
 Non-Severe:
 Severe:
 Non-Toilet sq.ft.:
 Toilet sq.ft.:
Application Filing Basis: District is Applicant
Number of Classrooms: 16
Master Plan Acres: 16.5
Existing Acres: 8.77
Proposed Acres:
Recommended Acres: 16.5
Alternative Education School: No
Addition to Existing Site: No

ADJUSTED GRANT DATA

Charter School Base Grant	\$4,980,400.00
Depart of Toxic Substances Control Fees	8,355.13
Fire Alarm	6,000.00
Service Site	429,239.00
Off-site	15,266.00
Utilities	48,062.00
Total State Share (50%)	5,487,322.13
CSFA Lease-Payment Amount	5,487,322.13
Charter School Cash Contribution	0.00
Total Project Cost	\$10,974,644.26

PROJECT FINANCING

State Share	
This Project	\$5,487,322.13
District Share	
CSFA Lease Amount	5,487,322.13
Cash Contribution	0.00
Total Project Cost	\$10,974,644.26

HISTORY OF PROJECT COST AND APPORTIONMENT

	Fund Code	Proposition	Preliminary Apportionment	Preliminary Apportionment This Action	Authorized This Action	Unfunded Approval This Action
<u>State Share</u>						
Charter School Grant	951-540	51	\$5,037,607.80	(\$5,037,607.80)	\$4,927,587.93	\$4,927,587.93
Charter School Grant	051-540	51	559,734.20	(559,734.20)	559,734.20	
<u>District Share</u>						
CSFA Lease Amount	951-544	51	5,037,607.80	(5,037,607.80)	4,927,587.93	4,927,587.93
CSFA Lease Amount	051-544	51	559,734.20	(559,734.20)	559,734.20	
Total			\$11,194,684.00	\$(11,194,684.00)	\$10,974,644.26	\$9,855,175.86

Funding Source(s): Proposition 51 Bonds/2016-Nov.

Pursuant to the Board's action on March 11, 2009, this application has been approved and placed on the Unfunded List (Lack of AB 55 Loans). This approval does not constitute a guarantee or commitment of future State funding.

The Applicant shall ensure that it is in compliance with all applicable laws, regulations and certifications it made on the program forms.

Based on the Board's action on June 5, 2017, this project is subject to the Grant Agreement submittal pursuant to School Facility Program Regulation Section 1859.90.4.

The Applicant is responsible for ensuring that the project is compliant with Prevailing Wage Monitoring and/or Labor Compliance Program requirements at the time construction contracts are executed and/or construction commenced.

The Applicant previously received \$1,119,468.40 for advance design costs.

SCHOOL DISTRICT DATA

Application No: 50/63933-00-001

County: Kings

School District: Island Union Elementary

School Name: Island Elementary

PROJECT DATA

Type of Project: Elementary School

Pupils Assigned **K-6:** 234

7-8: 75

9-12:

Non-Severe:

Severe:

Application Filing Basis: District Wide

Number of Classrooms: 8

Master Acres: 17.4

Existing Acres: 9.7

Proposed Acres: 12.4

Recommended Acres: No

Facility Hardship (a): Yes

Financial Hardship Requested: No

Alternative Education School: Yes

Addition to Existing Site: Elementary School

ADJUSTED GRANT DATA

New Construction Grant	\$3,821,673.00
Project Assistance	7,460.00
Fire Detection Alarm	5,010.00
Site Acquisition	12,458.00
Service Site	2,073,509.00
Utilities	225,393.00
Total State Share (50%)	6,145,503.00
District Share (50%)	6,145,503.00
Total Project Cost	\$12,291,006.00

PROJECT FINANCING

<u>State Share</u>	
This Project	\$6,145,503.00
<u>District Share</u>	
Cash Contribution	
Financial Hardship	6,145,503.00
Total Project Cost	\$12,291,006.00

HISTORY OF PROJECT COST AND APPORTIONMENT

	Fund Code	Proposition	Previously Authorized	Authorized This Action	State Apportionment This Action
<u>State Share</u>					
New Construction/Additional Grant	055-500	55	\$794,169.50		
New Construction/Additional Grant	119-500	1A	530,649.00		
New Construction/Additional Grant	119-501	1A	71,477.00		
New Construction/Additional Grant	051-500	51	3,787,891.50	\$961,316.00	\$961,316.00
<u>District Share</u>					
Cash Contribution					
Financial Hardship	055-500	55	794,169.50		
Financial Hardship	119-500	1A	17,892.75		
Financial Hardship	119-612	1A	567,568.75		
Financial Hardship	119-617	1A	16,664.50		
Financial Hardship	051-500	51	3,787,891.50	961,316.00	961,316.00
Total			\$10,368,374.00	\$1,922,632.00	\$1,922,632.00

Funding Source(s): Proposition 55 Bonds/2004-Mar.; Proposition 1A Bonds/1998-Nov.; Proposition 51 Bonds/2016-Nov.

Pursuant to the Board's action on October 28, 2020, the District is required to submit a complete *Fund Release Authorization* (Form SAB 50-05) on or before January 26, 2021; otherwise, the apportionment will be rescinded without further Board action and will receive a new Unfunded Approval date of January 26, 2021.

The Form SAB 50-05 must be signed by the designated District Representative and must be received by the Office of Public School Construction prior to 11:59 p.m. on January 26, 2021. The form may be submitted electronically via OPSC Online or via email to OPSCApplicationReviewTeam@dgs.ca.gov. OPSC will continue to accept hard copy versions that are mailed or hand delivered to the Office of Public School Construction at 707 Third Street, 6th Floor, West Sacramento, CA 95605.

The District shall ensure that it is in compliance with all applicable laws, regulations and certifications it made on the program forms.

Based on the Board's action on June 5, 2017, this project is subject to the Grant Agreement submittal pursuant to School Facility Program Regulation Section 1859.90.4.

The District is responsible for ensuring that the project is compliant with Prevailing Wage Monitoring and/or Labor Compliance Program requirements at the time construction contracts are executed and/or construction commenced.

Amounts shown for financial hardship assistance are subject to adjustment as a result of a review of the District's financial records pursuant to Regulation Section 1859.81(a) at the time of apportionment.

Staff is recommending approval to amend the Service Site grant and add the Utilities grant as the review of the updated Division of the State Architect plans and cost estimate determined that the revised eligible Site Development grants amounts should be more than what was apportioned at the October 28, 2020 State Allocation Board meeting.

The District qualifies for financial hardship pursuant to SFP Regulation Section 1859.81(c)(4). The District has demonstrated it is financially unable to provide all or a part of the matching funds and is levying the developer fees or equal alternative revenue source justified by law. The District's total bonding capacity (as of June 24, 2019) is \$5 million or less.

SCHOOL DISTRICT DATA**Application No:** 50/63990-00-003**County:** Kings**School District:** Pioneer Union Elementary**School Name:** Pioneer Elementary**PROJECT DATA**

Type of Project: Elementary School

Pupils Assigned

K-6:	11
7-8:	
9-12:	
Non-Severe:	9
Severe:	

Application Filing Basis: District Wide

Number of Classrooms: 12

Master Acres: 12.4

Existing Acres: 11.9

Proposed Acres:

Recommended Acres: 10.5

Facility Hardship (a): No

Financial Hardship Requested: No

Alternative Education School: No

Addition to Existing Site: Yes

ADJUSTED GRANT DATA

New Construction Grant	\$348,209.00
Project Assistance	7,460.00
Fire Detection Alarm	607.00
Service Site	468,471.00
Utilities	330,290.00
Total State Share (50%)	1,155,037.00
District Share (50%)	1,155,037.00
Total Project Cost	\$2,310,074.00

PROJECT FINANCING

<u>State Share</u>	
This Project	\$1,155,037.00
<u>District Share</u>	
Cash Contribution	1,155,037.00
Financial Hardship	
Total Project Cost	\$2,310,074.00

HISTORY OF PROJECT COST AND APPORTIONMENT

	Fund Code	Proposition	Previously Authorized	Authorized This Action	State Apportionment This Action
<u>State Share</u>					
New Construction/Additional Grant	051-500	51	\$1,104,766.00	\$50,271.00	\$50,271.00
<u>District Share</u>					
Cash Contribution			1,104,766.00	50,271.00	
Total			\$2,209,532.00	\$100,542.00	\$50,271.00

Funding Source(s): Proposition 51 Bonds/2016-Nov.

The District is required to submit a complete Fund Release Authorization (Form SAB 50-05) on or before March 9, 2021; otherwise, the apportionment will be rescinded without further Board action and will receive a new Unfunded Approval date of March 9, 2021.

The Form SAB 50-05 must be signed by the designated District Representative and must be received by the Office of Public School Construction prior to 11:59 p.m. on March 9, 2021. The form may be submitted electronically via OPSC Online or via email to OPSCApplicationReviewTeam@dgs.ca.gov. OPSC will continue to accept hard copy versions that are mailed or hand delivered to the Office of Public School Construction at 707 Third Street, 6th Floor, West Sacramento, CA 95605.

The District shall ensure that it is in compliance with all applicable laws, regulations and certifications it made on the program forms.

Based on the Board's action on June 5, 2017, this project is subject to the Grant Agreement submittal pursuant to School Facility Program Regulation Section 1859.90.4.

This project is a Use of Grants under Regulation Section 1859.77.3(b).

Errors & Omission Adjustment: Staff is recommending approval for the new construction eligibility adjustment for the 2018-2019 enrollment period. As a result of this correction, the apportionment amount has been changed to reflect the revised number of pupil grants requested in this project from 13 Special Day Class (SDC) Non-Severe pupils to 11 (7-8) and 9 SDC Non-Severe pupils.

The District is responsible for ensuring that the project is compliant with Prevailing Wage Monitoring and/or Labor Compliance Program requirements at the time construction contracts are executed and/or construction commenced.

SCHOOL DISTRICT DATA

Application No: 57/62554-00-002

County: Glenn

School District: Capay Joint Union Elementary

School Name: Capay Joint Union Elementary

PROJECT DATA

Type of Project:	Elementary	Application Filing Basis:	Site Specific
Pupils Assigned (Under 50 Yrs) K-6:	21	Pupils Assigned (Over 50 Yrs) K-6:	126
7-8:	37	7-8:	6
9-12:		9-12:	
Non-Severe:		Non-Severe:	
Severe:		Severe:	
Financial Hardship Requested:	Yes	Recommended Acres:	6.6
Alternative Education School:	No	Existing Acres:	9.2

ADJUSTED GRANT DATA

Modernization Grant – Under 50 Yrs	\$279,268.00
Modernization Grant – Over 50 Yrs	853,896.00
Project Assistance	3,978.00
Fire Detection Alarm	28,690.00
Small Size Project	45,327.00
Accessibility/Fire Code Req.	225,332.00
Total State Share (60%)	1,436,491.00
District Share (40%)	957,661.00
Total Project Cost	\$2,394,152.00

PROJECT FINANCING

State Share	
This Project	\$1,436,491.00
District Share	
Cash Contribution	35,967.00
Financial Hardship	921,694.00
Total Project Cost	\$2,394,152.00

HISTORY OF PROJECT COST AND APPORTIONMENT

	Fund Code	Proposition	Previously Authorized	Authorized This Action	State Apportionment This Action
State Share					
Modernization/Additional Grant	057-570	1D	\$132,885.00		
Modernization/Additional Grant	051-570	51	1,142,699.00	\$160,907.00	\$160,907.00
District Share					
Cash Contribution			35,967.00		
Financial Hardship	057-570	1D	87,277.00		
Financial Hardship	051-570	51	727,145.00	107,272.00	107,272.00
Total			\$2,125,973.00	\$268,179.00	\$268,179.00

Funding Source(s): Proposition 1D Bonds/2006-Nov.; Proposition 51 Bonds/2016-Nov.

Pursuant to the Board's action on December 9, 2020, the District is required to submit a complete Fund Release Authorization (Form SAB 50-05) on or before January 26, 2021, otherwise, the apportionment will be rescinded without further Board action and will receive a new Unfunded Approval date of January 26, 2021.

The Form SAB 50-05 must be signed by the designated District Representative and must be received by the Office of Public School Construction prior to 11:59 p.m. on January 26, 2021. The form may be submitted electronically via OPSC Online or via email to OPSCApplicationReviewTeam@dgs.ca.gov. OPSC will continue to accept hard copy versions that are mailed or hand delivered to the Office of Public School Construction at 707 Third Street, 6th Floor, West Sacramento, CA 95605.

Amounts shown for financial hardship assistance are subject to adjustment as a result of a review of the District's financial records pursuant to Regulation Section 1859.81(a) at the time of apportionment.

The District shall ensure that it is in compliance with all applicable laws, regulations and certifications it made on the program forms.

Based on the Board's action on June 5, 2017, this project is subject to the Grant Agreement submittal pursuant to School Facility Program Regulation Section 1859.90.4.

The District is responsible for ensuring that the project is compliant with Prevailing Wage Monitoring and/or Labor Compliance Program requirements at the time construction contracts are executed and/or construction commenced.

The District qualifies for financial hardship pursuant to SFP Regulation Section 1859.81(c)(4). The District has demonstrated it is financially unable to provide all or a part of the matching funds and is levying the developer fees or equal alternative revenue source justified by law. The District's total bonding capacity (as of June 3, 2020) is \$5 million or less.

Errors & Omissions: Staff is recommending approval to increase the Accessibility/Fire Code Requirement from \$64,425 to 225,332.

SCHOOL DISTRICT DATA**Application No:** 57/68676-00-039**County:** San Joaquin**School District:** Stockton Unified**School Name:** Edison Senior High**PROJECT DATA**

Type of Project:	High School	Application Filing Basis:	Site Specific
Pupils Assigned (Under 50 Yrs) K-6:		Pupils Assigned (Over 50 Yrs) K-6:	
7-8:		7-8:	
9-12:	88	9-12:	1,585
Non-Severe:		Non-Severe:	25
Severe:	5	Severe:	25
Financial Hardship Requested:	No	Recommended Acres:	49.6
Alternative Education School:	No	Existing Acres:	41.18

ADJUSTED GRANT DATA

Modernization Grant – Under 50 Yrs	\$639,938.00
Modernization Grant – Over 50 Yrs	15,016,730.00
Fire Detection Alarm	272,023.00
Prevailing Wage Monitoring	25,059.00
Site Development	59,592.00
Accessibility/Fire Code Req.	469,700.00
Two Stop Elevators	248,160.00
Total State Share (60%)	16,731,202.00
District Share (40%)	11,154,134.00
Total Project Cost	\$27,885,336.00

PROJECT FINANCING

State Share	
This Project	\$16,731,202.00
District Share	
Cash Contribution	11,154,134.00
Financial Hardship	
Total Project Cost	\$27,885,336.00

HISTORY OF PROJECT COST AND APPORTIONMENT

	Fund Code	Proposition	Previously Authorized	Authorized This Action	State Apportionment This Action
State Share					
Modernization/Additional Grant	051-570	51	\$16,025,724.00	\$705,478.00	\$705,478.00
District Share					
Cash Contribution			10,683,816.00	470,318.00	
Total			\$26,709,540.00	\$1,175,796.00	\$705,478.00

Funding Source(s): Proposition 51 Bonds/2016-Nov.

Pursuant to the Board's action on December 9, 2020, the District is required to submit a complete Fund Release Authorization (Form SAB 50-05) on or before March 9, 2021; otherwise, the apportionment will be rescinded without further Board action and will receive a new Unfunded Approval date of March 9, 2021.

The Form SAB 50-05 submittal must contain an original signature from a designated District Representative and must be physically received by the Office of Public School Construction at 707 Third Street, West Sacramento, CA 95605 prior to the close of business on March 9, 2021.

The District shall ensure that it is in compliance with all applicable laws, regulations and certifications it made on the program forms.

Based on the Board's action on June 5, 2017, this project is subject to the Grant Agreement submittal pursuant to School Facility Program Regulation Section 1859.90.4.

The District is responsible for ensuring that the project is compliant with Prevailing Wage Monitoring and/or Labor Compliance Program requirements at the time construction contracts are executed and/or construction commenced.

On May 27, 2020, the Board approved an Apportionment for a total of 1,632 pupil grants, which was less than the District's original request of 1,728 total pupil grants. The May 27, 2020 approval is now being amended to include the remaining grants requested initially by the District after OPSC and the District were able to reconcile the remaining eligibility available for the project. This will result in the following adjustments to the Modernization baseline eligibility for the site: -88 (9-12), -14 (Non-Severe), and +6 (Severe).

APPLICANT DATA

Application No: 59/61424-00-005
County: Butte
Applicant: Chico Unified

Site Name: Pleasant Valley Senior High
Industry Sector: Health Science and Medical Tech
Pathway: Health Care Administrative Services

PROJECT DATA

Type of Project: Modernization
Reservation of Funds: Yes
Loan Requested: No
Qualifying SFP Project: N/A
Number of CTE Classrooms: 4
SFP Classroom Allowance Deduction: N/A

GRANT DATA

Eligible Project Costs (50%)
Construction: \$1,142,151.00
Equipment: 44,385.50
Site Development: 0.00
SFP Deduction: 0.00
Total State Share (50%) 1,186,536.50
District Share (50%) 1,186,536.50
Total Project Costs **\$2,373,073.00**

HISTORY OF PROJECT COST AND APPORTIONMENT

	Fund Code	Proposition	Previously Authorized	Authorized This Action	State Apportionment This Action
<u>State Share (50%)</u>					
This Project	051-600	51	\$1,201,901.00	\$(45,210.50)	\$(45,210.50)
This Project	057-600	1D	29,846.00		
<u>District Share (50%)</u>					
Cash Contribution			1,231,747.00	(45,210.50)	
Total Project Cost			<u>\$2,463,494.00</u>	<u>\$(90,421.00)</u>	<u>\$(45,210.50)</u>

Funding Source(s): Proposition 1D Bonds/2006-Nov.; Proposition 51 Bonds/2016-Nov.

Pursuant to School Facility Program Regulation Section 1859.90.4, the applicant is required to submit a signed Grant Agreement for the project prior to or concurrent with a request for the release of funds.

Pursuant to School Facility Program Regulation Section 1859.199, the State portion of any and all project savings realized from the funding of a Career Technical Education Facilities Program project must be returned to the State.

The Applicant shall ensure that it is in compliance with all applicable laws, regulations and certifications it made on the program forms.

The Applicant is responsible for ensuring that the project is compliant with Prevailing Wage Monitoring and/or Labor Compliance Program requirements at the time construction contracts are executed and/or construction commenced.

This funding item adjusts for excess funding provided to the District's previously approved project with an Unfunded Approval date of May 23, 2018. As a result of this adjustment, the amount of \$45,210.50, released to the District in 2020, shall be returned to the Office of Public School Construction and corresponding bond authority will be returned to Career Technical Education Facilities Program.

SCHOOL DISTRICT DATAApplication Number: 53/64733-00-555County: Los AngelesFinancial Hardship: NoSchool District: Los Angeles UnifiedSchool Name: South Region Elementary #10Date of Financial Hardship Status: N/A**PURPOSE OF REPORT**

To recommend accounting revisions to close out a completed project.

DESCRIPTION

A review of expenditures reported by the District has been made in accordance with School Facility Program (SFP) Regulation Section 1859.106 and the revisions indicated are necessary to close out this completed project.

A review of expenditures reported by the District indicates that per SFP Regulation Sections 1859.74 and 1859.106, the District was over-funded for site acquisition, relocation assistance, hazardous waste, Department of Toxic Substances Control (DTSC), and site other costs in the amount of \$321,383.60. The District has concurred with the findings and agrees to return the State funds in the amount of \$160,691.80.

Detail of Final Cost & Financing

Budget Item	Currently Approved	Required Change	Revised Approval
SFP New Construction	\$6,006,650.00	\$-	\$6,006,650.00
SFP Multi Level Construction	681,564.00	-	681,564.00
SFP Site Acquisition	4,722,500.00	(2,500.00)	4,720,000.00
SFP Site Relocation	679,579.00	(121,064.74)	558,514.26
SFP Site Other	188,900.00	(100.00)	188,800.00
SFP Service Site	1,439,606.00	-	1,439,606.00
SFP General Site	463,050.00	-	463,050.00
SFP Offsite	275,944.00	-	275,944.00
SFP Utilities	112,359.00	-	112,359.00
SFP Urban Security	2,686,955.00	-	2,686,955.00
SFP Site DTSC Fee	26,330.00	(14,164.46)	12,165.54
SFP Site Hazardous Removal	456,724.00	(22,862.60)	433,861.40
SFP Fire Detection/Alarm	9,100.00	-	9,100.00
SFP Fire Sprinklers	113,750.00	-	113,750.00
SFP High Performance	141,156.00	-	141,156.00
SFP Labor Compliance Program	59,107.00	-	59,107.00
Total State Apportionment	\$18,063,274.00	\$(160,691.80)	\$17,902,582.20
Financing	Currently Approved	Required Change	Revised Approval
State (SFP)	\$18,063,274.00	\$(160,691.80)	\$17,902,582.20
District Contribution	\$18,063,274.00	\$(160,691.80)	17,902,582.20
Total Project Costs	\$36,126,548.00	\$(321,383.60)	\$35,805,164.40

RECOMMENDATIONS

1. Approve a decrease of \$321,383.60 in the total project cost from \$36,126,548 to \$35,805,164.40.
2. Approve a decrease of \$160,691.80 in the District Contribution from \$18,063,274 to 17,902,582.20,
3. Approve a decrease of \$160,691.80 in the State Apportionment [Bonds/2004-Mar.; 055-531] from \$18,063,274 to \$17,902,582.20.
4. Require the District to return State funds in the amount of \$160,691.80.

SCHOOL DISTRICT DATAApplication Number: 53/64733-00-663County: Los AngelesFinancial Hardship: NoSchool District: Los Angeles UnifiedSchool Name: South Region Elementary #12Date of Financial Hardship Status: N/A**PURPOSE OF REPORT**

To recommend accounting revisions to close out a completed project.

DESCRIPTION

A review of expenditures reported by the District has been made in accordance with School Facility Program (SFP) Regulation Section 1859.106 and the revisions indicated are necessary to close out this completed project.

A review of expenditures reported by the District indicates that per SFP Regulation Sections 1859.74 and 1859.106, the District was over-funded for relocation assistance, hazardous waste, and Department of Toxic Substances Control (DTSC) in the amount of \$315,147.21. The District has concurred with the findings and agrees to return the State funds in the amount of \$157,573.61.

Detail of Final Cost & Financing

Budget Item	Currently Approved	Required Change	Revised Approval
SFP New Construction	\$7,392,800.00	\$-	\$7,392,800.00
SFP Multi Level Construction	\$838,848.00	-	838,848.00
SFP Site Acquisition	4,808,125.00	-	4,808,125.00
SFP Site Relocation	1,023,331.00	(56,209.35)	967,121.65
SFP Site Other	192,325.00	-	192,325.00
SFP Service Site	1,944,512.00	-	1,944,512.00
SFP General Site	561,049.00	-	561,049.00
SFP Offsite	470,918.00	-	470,918.00
SFP Utilities	83,411.00	-	83,411.00
SFP Urban Security	3,436,321.00	-	3,436,321.00
SFP Site DTSC Fee	20,379.00	(562.14)	19,816.86
SFP Site Hazardous Removal	570,347.00	(100,802.11)	469,544.89
SFP Fire Detection/Alarm	11,200.00	-	11,200.00
SFP Fire Sprinklers	140,000.00	-	140,000.00
SFP High Performance	173,731.00	-	173,731.00
SFP Labor Compliance Program	72,222.00	-	72,222.00
Total State Apportionment	\$21,739,519.00	\$(157,573.60)	\$21,581,945.40
Financing	Currently Approved	Required Change	Revised Approval
State (SFP)	\$21,739,519.00	\$(157,573.60)	\$21,581,945.40
District Contribution	\$21,739,519.00	\$(157,573.61)	21,581,945.39
Total Project Costs	\$43,479,038.00	\$(315,147.21)	\$43,163,890.79

RECOMMENDATIONS

1. Approve a decrease of \$315,147.21 in the total project cost from \$43,479,038 to \$43,163,890.79.
2. Approve a decrease of \$157,573.61 in the District Contribution from \$21,739,519 to 21,581,945.39.
3. Approve a decrease of \$157,573.60 in the State Apportionment [Bonds/2004-Mar.; 055-531] from \$21,739,519 to 21,581,945.40.
4. Require the District to return State funds in the amount of \$157,573.60.

REPORT OF THE EXECUTIVE OFFICER
State Allocation Board Meeting, December 9, 2020

SCHOOL DISTRICT DATA

School District: Alum Rock Elementary
Charter School: KIPP Bay Area Schools
Application Number(s): 54/69369-00-003

County: Santa Clara
School Name: Prize Prep Academy

PURPOSE OF REPORT

To present a Charter School Facilities Program (CSFP) Preliminary Charter School Apportionment for rescission.

DESCRIPTION

The CSFP permits a charter school or school district filing on behalf of a charter to apply for a Preliminary Charter School Apportionment for new construction projects and rehabilitation of district owned existing facilities that are at least 15 years old. The Preliminary Charter School Apportionment for a CSFP project must be converted within a four-year period to an adjusted grant apportionment meeting all School Facility Program (SFP) criteria, unless a single one-year extension is granted. This item rescinds a CSFP Preliminary Charter School Apportionment.

AUTHORITY

See Attachment A.

BACKGROUND

The Charter School received an unfunded approval for a Preliminary Charter School Apportionment for the Prize Prep Academy rehabilitation project at the December 9, 2015 State Allocation Board meeting. The Charter School's deadline to convert to an adjusted grant apportionment was December 9, 2020, which included the eligible one-time, one-year extension. On October 6, 2020, OPSC received notification from the Charter School (Attachment B) that the project could not be completed in the allowed timeframe.

STAFF ANALYSIS/STATEMENTS

No funds were released to the Charter School. The entire amount of the Preliminary Charter School Apportionment will be unencumbered in the Charter School Facilities Account and may be used for charter school purposes.

Application No.	State Share Unfunded Amount	CSFP Lease Unfunded Amount	Total	Bond Fund
54/69369-00-003	\$256,755.50	\$256,755.50	\$513,511.00	55, 1D

RECOMMENDATION

Rescind the SFP unfunded State Share and CSFP Lease total amount of \$10,660.00 Proposition 55 Bonds/2004-Mar.; 955-540 and \$502,851.00 Proposition 1D Bonds/2006-Nov.; 957-540.

ATTACHMENT A

AUTHORITY

School Facility Program Regulation Section 1859.107. Amending and Withdrawal of Applications.

A funding application that received an apportionment under Chapter 12 or Chapter 12.5 may not be rescinded and re-approved under the provisions of any amended law or administrative regulation unless specifically authorized by other applicable law.

A funding application, with the exception of funding applications identified in Subsection (a) below, that has received an approval pursuant to Section 1859.95, but has not received an apportionment, may receive an adjustment as allowed under Sections 1859.71, 1859.71.2(c), 1859.78.4(b) or 1859.78 at the time the apportionment is made. If the adjustment is a result of Sections 1859.71.2(c) or 1859.78.4(b), the district must submit an amended Form SAB 50-04. The amended application shall retain its OPSC processing date. No other adjustments may be made, including those resulting from changes to the regulations prior to final funding by the SAB. As an alternative, the application may be withdrawn and resubmitted for SAB approval under the provisions of any amended or new regulation that becomes effective prior to the apportionment for the project. The district must first request from the OPSC that the application be withdrawn and removed from the Unfunded List. The district may then resubmit the application to the OPSC under the provisions of the amended or new regulation once it is effective. The resubmitted application will receive a new processing date by the OPSC. School districts that have already received a site apportionment under Section 1859.81.1(a) may withdraw the application and file as an environmental hardship pursuant to Section 1859.75.1 without forfeiting their original site apportionment, provided that the new application does not exceed the amount already apportioned.

A funding application, with the exception of funding applications identified in Subsection (a) below, submitted to the OPSC that has not received an approval will receive funding under the provisions of the regulations that were in effect when the application was submitted to the OPSC and any funding adjustment authorized by Sections 1859.71.2(c) or 1859.78.4(b). If the funding adjustment is a result of Sections 1859.71.2(c) or 1859.78.4(b), the district must submit an amended Form SAB 50-04. The amended application shall retain its OPSC processing date. At the option of the district, a funding application submitted to the OPSC that has not received an approval may be withdrawn and resubmitted for SAB approval under the provisions of any amended or new regulation once it is effective. The district must request that the application be withdrawn and removed from the OPSC workload list.

The resubmitted application will receive a new processing date by the OPSC.

At the option of the district, an Approved Application for Career Technical Education Facilities Project Funding submitted to OPSC prior to January 1, 2012 may be resubmitted for the purpose of requesting the funding as prescribed in Section 1859.71.6 or Section 1859.77.4, as applicable. To request that funding, the district must submit an amended Form SAB 50-10 at least 90 days prior to requesting an Apportionment pursuant to Section 1859.90.1 or 1859.90.2 or receiving an Apportionment pursuant to Section 1859.195. The amended application shall retain its original OPSC processing date.

ATTACHMENT A

(a) A district that submitted an Approved Application request for either a Modernization Adjusted Grant or a Separate Design Apportionment for a modernization project pursuant to Section 1859.81.1 that meets the criteria in (1) and (2) below must submit a new Form SAB 50-04 that meets the criteria in Subsections (b) or (c) no later than 60 calendar days after the effective date (September 16, 2002) of this Subsection:

(1) The Approved Application was received by the OPSC after April 29, 2002 but no later than the date this Subsection becomes effective (September 16, 2002).

(2) The Approved Application has not received an approval or has received an approval pursuant to Section 1859.95, but has not received an apportionment.

(b) The new Form SAB 50-04 identifies the same number of pupils assigned to the original project or a lesser amount that is not less than 37.5 percent of the pupils originally assigned to the project (round up). In this case, the district will be required to contribute additional funds to the project to meet the 40 percent district contribution required pursuant to Section 1859.79(b). If the project was approved as a financial hardship project under the provisions of Section 1859.81, the project shall maintain its financial hardship status, however, the district will be subject to a financial review pursuant to Section 1859.81(a) to determine if there are additional district funds available for the project.

(c) The new Form SAB 50-04 identifies a lesser number of pupils assigned to the project that does not exceed an amount determined by multiplying the pupils assigned to the original project by 37.5 percent (round down). In this case, the district will not be required to contribute additional funds to the project to meet the 40 percent district contribution required pursuant to Section 1859.79(b).

(d) If a new Form SAB 50-04 is submitted under the provisions of subsection (b), the Architect of Record or Design Professional certification made on the original Form SAB 50-04 will be accepted as satisfying the requirements of the new Form SAB 50-04.

(e) Any Approved Application request that meets the requirements of Subsection (a) will be withdrawn 60 calendar days after the date Subsection (a) becomes effective (September 16, 2002) if the district does not submit a new Form SAB 50-04 conforming to either Subsections (b) or (c).

Any application for eligibility determination that has received an approval may be amended to comply with provisions of an amended or new regulation once it is effective. The amended application will receive a new processing date by the OPSC.

Any application for eligibility determination that has not received an approval may be amended at any time to conform to an amended or new regulation. The application shall retain its OPSC processing date.

Any application for new construction eligibility determination that has received an approval must be amended to conform to Regulation Section 1859.51(l) prior to submittal of Form SAB 50-04.

Any application for new construction eligibility determination that has not received an approval must be amended to conform to Form SAB 50-02 and Form SAB 50-03 prior to submittal of Form SAB 50-04.

Any application for modernization eligibility determination that has received an approval must be amended to conform to Regulation Section 1859.61(g) prior to submittal of Form SAB 50-04.

ATTACHMENT A

Any application for modernization eligibility determination that has not received an approval must be amended to conform to Form SAB 50-03 prior to submittal of Form SAB 50-04.

Districts that have received an approval of eligibility on a HSAA or Super HSAA are not required to re-establish eligibility under the provisions of Section 1859.41(a).

Districts that have requested eligibility determination on a HSAA or Super HSAA that have not received an approval must comply with the provisions of Section 1859.41(a) prior to submittal of Form SAB 50-04. The amended eligibility application shall retain its original OPSC processing date.

A district that has received an approval of its eligibility determination on a district-wide, HSAA or Super HSAA basis, but received no New Construction Grant(s), may re-file on another eligibility determination basis provided it withdraws all previously submitted Form SAB 50-04 requests for New Construction Grant(s), including those on the Unfunded List.

Note: Authority cited: Sections 17070.35 and 17078.72(l), Education Code.

Reference: Sections 17070.35, 17070.63, 17074.15, 17074.16 and 17074.56, Education Code.

Section 1859.167.2. Preliminary Apportionment Rescissions.

(a) For projects apportioned on or before February 23, 2005 that are rescinded by the Board for purposes other than those outlined in Section 1859.166, the following will occur upon rescission:

(1) the SFP New Construction Eligibility will be increased for the pupils assigned to the Preliminary Charter School Application for the school district that physically contains the Charter School within its geographical boundaries.

(2) Those projects that have received an advanced release of funds as provided in Section 1859.164.2(a), shall be reduced to costs incurred and closed-out pursuant to Section 1859.106 with a corresponding SFP new construction baseline eligibility adjustment for the pupils assigned to the Preliminary Charter School Application.

(b) For projects apportioned on July 2, 2003 that are rescinded by the Board for purposes other than those outlined in Section 1859.166, the funds shall be returned to the program as follows:

(1) A fund shall be established within the 2002 Charter School Facilities Account to be known as the Conversion Increase Fund. An amount equal to \$16,634,364 from Preliminary Charter School Apportionments rescinded on or before April 25, 2007 shall be transferred, on a one time basis, from the Unrestricted Charter School Fund to the Conversion Increase Fund established within that same account. The Conversion Increase Fund shall be used for the purposes outlined in Section 1859.167(b)(4).

(2) Funds available due to projects that rescind after April 25, 2007 shall be transferred to the Unrestricted Charter School Fund within the 2002 Charter School Facilities Account.

(c) For projects apportioned on February 23, 2005 that are rescinded by the Board for purposes other than those outlined in Section 1859.166, the funds shall be returned to the program as follows:

(1) A fund shall be established within the 2004 Charter School Facilities Account to be known as the Conversion Increase Fund. This fund shall be used for the purposes outlined in Section 1859.167(b)(4). This fund shall include all amounts from Preliminary Charter School Apportionments rescinded from the 2004 Charter School Facilities Account on or before April 25,

ATTACHMENT A

2007, plus the amounts initially reserved for the DTSC/Relocation Fund and the Hazardous Material/Waste Removal Fund established in Section 1859.163.3.

(2) Funds available due to project rescissions after April 25, 2007 including both the Preliminary Apportionment reservation and any amount available pursuant to subsection (c)(1) above that is not needed for a Final Charter School Apportionment, shall first be used to replenish the DTSC/Relocation Fund and the Hazardous Material/Waste Removal Fund until the cumulative deposits made back into the funds total the amount of funds initially reserved. Once these funds have been replenished, future rescinded amounts shall be returned to the Unrestricted Charter School Fund.

(d) The maximum amount available for each individual Final Charter School Apportionment from the 2002 and/or 2004 Conversion Increase Fund shall be equal to the ratio of the project's Preliminary Charter School Apportionment to the total value of preliminary charter school apportionments awarded on February 23, 2005, for those recipients eligible for these Conversion Increase Fund funds, multiplied by the sum of the amount of funds available for the Conversion Increase Fund in both the 2002 and 2004 Charter School Facilities Accounts.

(e) For projects apportioned after February 23, 2005 any rescinded amounts shall be transferred into the Unrestricted Charter School Fund in the appropriate Charter School Facilities Account. Projects shall be rescinded pursuant to the process described in subsection (a) above with the exception that any adjustments to the baseline eligibility shall be based on the ratio of the number of unhoused pupils pursuant to Section 1859.162.2 and the project capacity which generated the project funding to the eligible expenditures.

Any funds released are subject to the fifty percent local matching share requirement as required by Education Code
Section 17078.54(d).

Note: Authority cited: Sections 17070.35 and 17078.64, Education Code.

Reference: Section 17078.54, Education Code.

KIPP®Public Schools

NORTHERN CALIFORNIA

TO: Erin Cunneen
Department of General Services
State of California

FROM: Milan Ninkovic, Director of Facilities & Planning

RE: KIPP Prize Preparatory
Application Number: 54/69369-00-003

DATE: 10/6/2020

To Whom It May Concern:

This letter serves as official notification that we are rescinding the above referenced project. The School Stakeholders decided to not move forward with this project due to the use of the facility has changed with the District, affordability, and the absence of a long term lease agreement.

Please let me know if you have any questions. Thank you.

Sincerely,

Milan

Ninkovic

Digitally signed by Milan
Ninkovic
Date: 2020.10.06
15:31:18 -0700

Milan Ninkovic

Director of Facilities & Planning

Direct: 510-914-0481

milan.ninkovic@kippnorcal.org

SCHOOL FACILITY PROGRAM

SUBSTANTIAL PROGRESS REDUCTION TO COSTS INCURRED

PURPOSE OF REPORT

To present School Facility Program (SFP) project apportionments to be reduced to eligible costs incurred.

DESCRIPTION

The SFP projects listed on the Attachment are financial hardship County Office of Education (COE) and Charter schools that received a separate Design and Site fund release and Adjusted Grant fund release, respectively. The financial hardship COE and the Charter schools have either requested to have their projects reduced to costs incurred or have not met the substantial progress requirement or have indicated that they will be unable to move forward with the SFP projects listed on the Attachment. The financial hardship COE and Charter schools have requested that their apportionments be reduced to costs incurred to recognize eligible costs for the separate design and site phase and adjusted grant phase, respectively.

AUTHORITY

Pursuant to Education Code Section 17076.10(b), sufficient evidence of substantial progress for the design, site and adjusted grant apportionments shall be due 18 months from the date any funds were released to the district. The SFP Regulation Section 1859.105 requires that when an apportionment is reduced to project costs incurred or rescinded, all State funds not used to finance eligible expenditures are to be returned to the State Allocation Board (SAB). The SFP Regulations also stipulate that interest earned on State funds, which is not used to finance eligible expenditures, is due to the SAB.

RECOMMENDATIONS

1. Find that the financial hardship COE and Charter schools are unable to meet the substantial progress requirements or indicated that they will be unable to move forward with the projects listed on the Attachment.
2. Reduce the funded apportionments to costs incurred for the projects listed on the Attachment.
3. Direct Staff to adjust the District baseline eligibility, according to the increases or decreases (identified in the "Pupils Returned to the District's Baseline" column) on the Attachment, once all funds due to the State have been received.

ATTACHMENT
SCHOOL FACILITY PROGRAM
SUBSTANTIAL PROGRESS REDUCTION TO COSTS INCURRED
State Allocation Board Meeting, December 9, 2020

Pupil Grant Adjustments

Grant Adjustments

Type of Grant	District County Application Number	Type of Original Pupils Assigned to Apportionment	Number of Original Pupils Assigned to Apportionment	Number of Pupils Returned to the District's Baseline	State/FH Contribution	District Contribution	Interest	Amount of Eligible Expenditures	Reduction in Apportionment
Design Grant	Los Angeles County Office of Education* Los Angeles 50/10199-00-013	Severe	75	0	\$ 78,600.00	\$ 0.00	\$ 0.00	\$ 433,853.32	\$ (355,253.32)
Site Grant	Los Angeles County Office of Education* Los Angeles 50/10199-00-013	N/A	N/A	-25	\$ 1,680,100.00	\$ 0.00	\$ 246,071.00	\$ 1,370,599.39	\$ 555,571.61
Adjusted Grant	Los Angeles Unified School District** Los Angeles 54/64733-00-017	9-12	258	241	\$ 17,783,094.00	\$ 0.00	\$ 187,211.06	\$ 1,061,281.55	\$ 16,909,023.51
Adjusted Grant	Los Angeles Unified School District*** Los Angeles 54/64733-00-070	N/A	N/A	N/A	\$ 9,480,408.00	\$ 0.00	\$ 108,734.37	\$ 571,459.30	\$ 9,017,683.07

**Total of Reduction
in Apportionment:** \$ 26,127,024.87

*There were 75 Severe pupils originally assigned for this project. The original deduction from the Eligibility Baseline should be adjusted commensurate to the level of any funding retained pursuant to School Facility Program Regulation Section 1859.105. Therefore, an additional 25 Severe pupils will be deducted from the School District Eligibility Baseline due to funds retained beyond the equivalent of the 75 pupils grant. This is a Financial Hardship project and the net amount of \$200,318.29 must be returned to the State.

**Pupils grant are assigned to Charter project that was funded with Prop. 55. The State Contribution includes 50% State Share and 50% Charter Loan. Therefore, the balance due to the state includes both the State Contribution and Charter Loan.

***Pupils grant are not assigned to Charter project that was funded with Prop. 1D. The State Contribution includes 50% State Share and 50% Charter Loan. Therefore, the balance due to the state includes both the State Contribution and Charter Loan.

Facility Hardship / Rehabilitation Program

FACILITY HARDSHIP / REHABILITATION PROGRAM

SCHOOL DISTRICT DATA

School District: Mountain Valley Unified
Application Number: 51/75028-00-004
Total District Enrollment: 289
County: Trinity

School Name: Hayfork Elementary
Project Grade Level: K-8
Financial Hardship: Yes

The District qualifies for financial hardship pursuant to Regulation Section 1859.81(c)(1). The District has demonstrated it is financially unable to provide all or a part of the matching funds and is levying the developer fees or equal alternative revenue source justified by law. The District's outstanding bonded indebtedness (as of June 1, 2020) is at least 60 percent of its total bonding capacity.

TYPE OF REQUEST

State Allocation Board (Board) separate design approval for placement on the Unfunded List (Lack of AB 55 Loans) for a School Facility Program (SFP) Facility Hardship replacement project.

Estimated Total Project Cost: \$4,969,468.00
Estimated Cost to the State: \$4,969,468.00
Total Design Cost to the State: \$801,902.60

DESCRIPTION

DESCRIPTION OF HEALTH AND SAFETY THREAT

Hayfork Elementary in Hayfork, California, was originally constructed in 1961. A report dated December 13, 2019 revealed high levels of mold in Buildings A, B, and C on the site. The industrial hygienist determined that the mold constituted a health and safety issue and required that the affected areas be vacated. Subsequent review and analysis by Hi Desert Construction Services LLC, dated May 5, 2020, determined that the mold growth began due to water intrusion from an inadequately designed roofing system and poor drainage around the structure. The report indicates that the mold subsequently damaged the building HVAC, ceiling, wall, and floor systems of both buildings and the "systems were also completely unsafe... and could present a significant health and safety issue to the students when they return to the buildings unless addressed."

SCOPE OF PROJECT

Mitigation work would consist of mold abatement on all surfaces, including the removal and replacement of ceiling tiles, roof plywood and insulation, drywall, siding and wall plywood under a negative air containment area. In addition, both buildings would need new roofing systems to prevent future water intrusion. Buildings A and B require a new HVAC system to provide adequate ventilation. The mold in Building C would be remediated and the building retained for non-K-12 classroom use.

STATUS OF SCHOOL SITE

Buildings A, B, and C are closed to occupancy. Students are currently being housed in the specialized science classrooms.

QUALIFYING CRITERIA

GOVERNMENT/STATE LEVEL CONCURRENCE

The Trinity County Environmental Health Division provided written concurrence that supports the industry specialist's findings and recommended work to mitigate the health and safety threat.

Staff Supports the District's Request: Yes

SITE VISIT COMPLETED BY STAFF

Staff completed a site visit on September 5, 2019.

AUTHORITY

See Attachment A

RECOMMENDATIONS

1. Approve the District's request for conceptual approval for replacement funding to replace Buildings A and B and permanently remove Building C from K-12 classroom use on the Hayfork Elementary School site, pursuant to SFP Regulation Section 1859.82.1.
2. Upon Board approval of the full funding request, increase the District's new construction eligibility by 108 pupil grants to remove four (7-8) grade level classrooms in Building C from the District's new construction classroom inventory, and add Building C to a list of facilities published on OPSC's website that may not be used for any future K-12 classroom use, pursuant to SFP Regulation Section 1859.51(s).
3. Upon Board approval of the full funding request, remove four (7-8) grade level classrooms and a total of 5,208 square feet corresponding to Building C from the District's classroom inventory used to establish modernization eligibility at the site pursuant to SFP Regulation Section 1859.61(l).
4. Provide that the District must file an Approved Application for funding within 18 months of this approval, pursuant to Regulation Section 1859.82.1(f).
5. Provide that this conceptual approval does not guarantee a commitment for funding by the Board. Any possible future funding will be subject to all governing laws and regulations, and the availability of funds.
6. Provide that the State portion of any and all savings which may be realized from the funding of this Facility Hardship project must be returned to the State.

AUTHORITY

Facility Hardship Program – Replacement Project
(as of August 31, 2020)

Education Code (EC) Section 17075.10(a) states:

A school district may apply for hardship assistance in cases of extraordinary circumstances. Extraordinary circumstances may include, but are not limited to, the need to repair, reconstruct, or replace the most vulnerable school facilities that are identified as a Category 2 building, as defined in the report submitted pursuant to Section 17317, determined by the department to pose an unacceptable risk of injury to its occupants in the event of a seismic event.

SFP Regulation Section 1859.82 states, “A school district may apply for Facility Hardship, including Seismic Mitigation, Program assistance in cases of extraordinary circumstances that have caused an imminent health and safety threat.”

SFP Regulation Section 1859.82.1 states that “a district is eligible for Facility Hardship funding to repair, replace, or construct School Buildings or related required components that are currently causing a health and safety threat to the students and/or staff. Projects solely to replace components that have reached the end of their useful life, perform routine maintenance or repair, issues resulting from the deferment of routine maintenance or repair, lack of current code compliance, or the addition of components that were not previously existing, do not meet the qualifying criteria of the program. However, this work may be incorporated into a qualifying Facility Hardship application if it is required to be completed to gain DSA approval.”

SFP Regulation Section 1859.82.1(b) states in part, “To qualify for replacement funding for School Buildings, the district must submit an Approved Application for funding and either (1) or (2) below:

- (1) For School Buildings that are lost, destroyed, or unable to be repaired, ...
- (2) For permanent School Buildings where the cost to rehabilitate the School Building(s) exceeds 50 percent of the Current Replacement Cost, or for Portable Classrooms where the cost to rehabilitate exceeds the Portable Classroom Replacement Grant or Portable Toilet Replacement Grant....”

ATTACHMENT A

SFP Regulation Section 1859.82.1(b) further states, “If the district qualifies to replace some but not all School Buildings on the project site, funding will be based on the Square Footage of the School Buildings replaced and is capped by the lesser of the amount provided in accordance to the chart below....”

Facility	Elementary School Pupils	Middle School Pupils	High School Pupils
Multi-Purpose (includes food service)	5.3 sq. ft. per pupil minimum 4,000 sq. ft.	5.3 sq. ft. per pupil minimum 5,000 sq. ft.	6.3 sq. ft. per pupil minimum 8,200 sq. ft.
Toilet	3 sq. ft. per pupil minimum 300 sq. ft.	4 sq. ft. per pupil minimum 300 sq. ft.	5 sq. ft. per pupil minimum 300 sq. ft.
Gymnasium (includes shower/locker area)	N/A	12.9 sq. ft. per pupil minimum 6,828 sq. ft. maximum 16,000 sq. ft.	15.3 sq. ft. per pupil minimum 8,380 sq. ft. maximum 18,000 sq. ft.
School Administration	3 sq. ft. per pupil minimum 600 sq. ft.	3 sq. ft. per pupil minimum 600 sq. ft.	4 sq. ft. per pupil minimum 800 sq. ft.
Library/Media Center	2.3 sq. ft. per pupil plus 600 sq. ft., minimum 960 sq. ft.	3.3 sq. ft. per pupil plus 600 sq. ft. minimum 960 sq. ft.	4.3 sq. ft. per pupil plus 600 sq. ft. minimum 960 sq. ft.
Kindergarten Classrooms (including Transitional Kindergarten)	1,350 sq. ft. for each replacement classroom.	NA	NA
Classrooms (1 st -12 th grade)	960 sq. ft. for each replacement classroom	960 sq. ft. for each replacement classroom	960 sq. ft. for each replacement classroom
Computer instructional support area, Industrial and Technology/Education Laboratory	960 sq. ft. for each replacement classroom.	960 sq. ft. for each replacement classroom.	960 sq. ft. for each replacement classroom.
Laboratory Classrooms (including science and consumer home economics. (Does not include Industrial and Technology/Education Laboratory)	1,300 sq. ft. for each replacement classroom.	1,300 sq. ft. for each replacement classroom.	1,300 sq. ft. for each replacement classroom.

SCHOOL DISTRICT DATA**Application No:** 51/75028-00-004**County:** Trinity**School District:** Mountain Valley Unified**School Name:** Hayfork Elementary**PROJECT DATA**

Type of Project:	Elementary School	Application Filing Basis:	Site Specific
Pupils Assigned	K-6:	Number of Classrooms:	
	7-8:	Existing Acres:	
	9-12:	Proposed Acres:	
	Non-Severe:	Facility Hardship (a):	Yes
	Severe:	Addition to Existing Site:	No
Financial Hardship Requested:	Yes		
Alternative Education School:	No		

GRANT DATA

<u>Estimated Total Grant</u>		<u>Design Grant</u>	
Fac. Hardship Other: 9,064 Sq. Ft.	\$1,849,056.00	Total Design (40% of Grant)	\$845,881.60
Site Development	265,648.00	Total Design	\$845,881.60
Total State Share (50%)	2,114,704.00	Total State Share (50%)	\$422,940.80
District Share (50%)	2,114,704.00	District Share (50%)	\$422,940.80
Total Estimated Cost	\$4,229,408.00	District Cash Contribution	\$43,979.00
		Financial Hardship	\$378,961.80

DESIGN PROJECT FINANCING

<u>State Share</u>	\$422,940.80
New Construction Design Grant	
<u>District Share</u>	
Cash Contribution	\$43,979.00
Financial Hardship	\$378,961.80
Total Design Cost	\$845,881.60

HISTORY OF PROJECT COST AND APPORTIONMENT

	Fund Code	Proposition	Previously Authorized	Authorized This Action	Unfunded Approval This Action
<u>State Share</u>					
New Construction Design Grant	951-500	51		\$422,940.80	\$422,940.80
<u>District Share</u>					
Cash Contribution				43,979.00	
Financial Hardship	951-500	51		378,961.80	378,961.80
Total				\$845,881.60	\$801,902.60

Funding Source(s): Proposition 51 Bonds/2016-Nov.

Pursuant to the Board's action on March 11, 2009, this application has been approved and placed on the Unfunded List (Lack of AB 55 Loans). This approval does not constitute a guarantee or commitment of future State funding.

The District shall ensure that it is in compliance with all applicable laws, regulations and certifications it made on the program forms.

Based on the Board's action on June 5, 2017, this project is subject to the Grant Agreement submittal pursuant to School Facility Program Regulation Section 1859.90.4.

The District is responsible for ensuring that the project is compliant with Prevailing Wage Monitoring and/or Labor Compliance Program requirements at the time construction contracts are executed and/or construction commenced.

The Site Development Grants has been included in this Design Grant because it represents a portion of the qualifying minimum mitigation work required in the scope of this Facility Hardship Program project.

Pursuant to SFP Regulation Section 1859.51(s), upon Board approval of the full funding request, the District's new construction eligibility shall be increased by 108 pupil grants to remove four (7-8) grade level classrooms in Building C from the District's new construction classroom inventory, and Building C shall be added to a list of facilities published on OPSC's website that may not be used for any future K-12 classroom use.

Pursuant to SFP Regulation Section 1859.61(l), upon Board approval of the full funding request, four (7-8) grade level classrooms and a total of 5,208 square feet corresponding to Building C shall be removed from the District's classroom inventory used to establish modernization eligibility at the site.

Financial Hardship

Amounts shown for financial hardship assistance are subject to adjustment as a result of a review of the District's financial records pursuant to Regulation Section 1859.81(a) at the time of apportionment.

The District qualifies for financial hardship pursuant to SFP Regulation Section 1859.81(c)(1). The District has demonstrated it is financially unable to provide all or a part of the matching funds and is levying the developer fees or equal alternative revenue source justified by law. The District's outstanding bonded indebtedness (as of June 1, 2020) is at least 60 percent of its total bonding capacity.

FACILITY HARDSHIP / REHABILITATION PROGRAM

SCHOOL DISTRICT DATA

School District: Napa Valley Unified
Application Number: 51/66266-00-002
Total District Enrollment: 17,666
County: Napa

School Name: Napa Junction Elementary
Project Grade Level: K-5
Financial Hardship: No

TYPE OF REQUEST

State Allocation Board (Board) approval for placement on the Unfunded List (Lack of AB 55 Loans) for a School Facility Program (SFP) Facility Hardship Program replacement project.

Total Project Cost: \$23,560,193.56
Cost to the State: \$11,780,096.78

DESCRIPTION

DESCRIPTION OF HEALTH AND SAFETY THREAT

A geologic report by Miller Pacific Engineering Group, dated January 7, 2016, identified the presence of several active fault traces of the West Napa Fault running through the Napa Junction Elementary School site. The faults were found to have the potential for surface rupture near and underneath all permanent existing structures on the site. A supplementary letter from Miller Pacific Engineering Group dated July 17, 2019 further states "we are unaware of any cost-effective structural solution which could be reasonably expected to provide adequate protection of life-safety risks in the event of fault rupture occurring beneath buildings" and that "fault surface rupture beneath or adjacent to the existing campus structures is likely to cause heavy damage and partial or complete collapse, creating a significant life safety/health hazard."

SCOPE OF PROJECT

The project consists of the demolition and replacement of all structures onto a new site to remove teaching stations from the proximity of the active fault line.

STATUS OF SCHOOL SITE

The District began construction in August 2019 and anticipates completing the project in February 2021.

QUALIFYING CRITERIA

GOVERNMENT/STATE LEVEL CONCURRENCE

The Division of State Architect (DSA) and the California Geological Survey (CGS) provided written concurrence that supports the industry specialists' findings and recommended work to mitigate the health and safety threat.

Staff Supports the District's Request: Yes

SITE VISIT COMPLETED BY STAFF

Staff accepted detailed reports from an industry specialist and photographs in lieu of a site visit.

AUTHORITY

See Attachment A

RECOMMENDATION

Approve the District's request for an unfunded approval to replace the buildings affected by the fault lines at Snow Elementary School, pursuant to SFP Regulation Section 1859.82 as shown on Attachment B.

AUTHORITY

Facility Hardship Program – Replacement Project
(as of August 31, 2020)

Education Code (EC) Section 17075.10(a) states:

A school district may apply for hardship assistance in cases of extraordinary circumstances. Extraordinary circumstances may include, but are not limited to, the need to repair, reconstruct, or replace the most vulnerable school facilities that are identified as a Category 2 building, as defined in the report submitted pursuant to Section 17317, determined by the department to pose an unacceptable risk of injury to its occupants in the event of a seismic event.

SFP Regulation Section 1859.82 states, “A school district may apply for Facility Hardship, including Seismic Mitigation, Program assistance in cases of extraordinary circumstances that have caused an imminent health and safety threat.”

SFP Regulation Section 1859.82.1 states that “a district is eligible for Facility Hardship funding to repair, replace, or construct School Buildings or related required components that are currently causing a health and safety threat to the students and/or staff. Projects solely to replace components that have reached the end of their useful life, perform routine maintenance or repair, issues resulting from the deferment of routine maintenance or repair, lack of current code compliance, or the addition of components that were not previously existing, do not meet the qualifying criteria of the program. However, this work may be incorporated into a qualifying Facility Hardship application if it is required to be completed to gain DSA approval.”

SFP Regulation Section 1859.82.1(b) states in part, “To qualify for replacement funding for School Buildings, the district must submit an Approved Application for funding and either (1) or (2) below:

- (1) For School Buildings that are lost, destroyed, or unable to be repaired, ...
- (2) For permanent School Buildings where the cost to rehabilitate the School Building(s) exceeds 50 percent of the Current Replacement Cost, or for Portable Classrooms where the cost to rehabilitate exceeds the Portable Classroom Replacement Grant or Portable Toilet Replacement Grant....”

SAB Meeting: December 9, 2020

New Construction – Adjusted Grant Approval

SCHOOL DISTRICT DATA

Application No: 51/66266-00-002
School District: Napa Valley Unified

County: Napa
School Name: Napa Junction Elementary

PROJECT DATA

Type of Project: Elementary
Pupils Assigned **K-6:** 420
 7-8:
 9-12:
Non-Severe:
Severe:
Application Filing Basis: Site Specific
Number of Classrooms: 23
Master Acres: 10.2
Existing Acres:
Proposed Acres: 10.83
Recommended Acres: 9.8
Facility Hardship: Yes
Financial Hardship Requested: No
Alternative Education School: No
Addition to Existing Site: No

ADJUSTED GRANT DATA

New Construction Grant	\$5,229,420.00
Fire Detection Alarm	6,300.00
Sprinkler System	87,780.00
Site Acquisition	3,920,928.78
Service Site	937,886.00
Off-Site	1,015,874.00
Utilities	43,017.00
General Site	538,891.00
Total State Share (50%)	11,780,096.78
District Share (50%)	11,780,096.78
Total Project Cost	\$23,560,193.56

PROJECT FINANCING

State Share	
This Project	\$11,780,096.78
District Share	
Cash Contribution	11,780,096.78
Financial Hardship	
Total Project Cost	\$23,560,193.56

HISTORY OF PROJECT COST AND APPORTIONMENT

	Fund Code	Proposition	Previously Authorized	Authorized This Action	Unfunded Approval This Action
State Share					
New Construction/Additional Grant	951-500	51		\$11,780,096.78	\$11,780,096.78
District Share					
Cash Contribution				11,780,096.78	
Total				\$23,560,193.56	\$11,780,096.78

Funding Source(s): Proposition 51 Bonds/2016-Nov.

Pursuant to the Board's action on March 11, 2009, this application has been approved and placed on the Unfunded List (Lack of AB 55 Loans). This approval does not constitute a guarantee or commitment of future State funding.

The District shall ensure that it is in compliance with all applicable laws, regulations and certifications it made on the program forms.

Based on the Board's action on June 5, 2017, this project is subject to the Grant Agreement submittal pursuant to School Facility Program Regulation Section 1859.90.4.

The District is responsible for ensuring that the project is compliant with Prevailing Wage Monitoring and/or Labor Compliance Program requirements at the time construction contracts are executed and/or construction commenced.

FACILITY HARDSHIP / REHABILITATION PROGRAM

SCHOOL DISTRICT DATA

School District: Calexico Unified
Application Number: 51/63099-00-001
Total District Enrollment: 8,972
County: Imperial

School Name: Calexico High
Project Grade Level: 9-12
Financial Hardship: No

TYPE OF REQUEST

State Allocation Board (Board) amended approval for placement on the Unfunded List (Lack of AB 55 Loans) for a School Facility Program (SFP) Seismic Mitigation Program (SMP) Replacement Project.

Total Project Cost: \$2,038,480.00
Cost to the State: \$1,019,592.00

DESCRIPTION

DESCRIPTION OF HEALTH AND SAFETY THREAT

A report by Ori2 Engineering, Inc., dated May 16, 2019, identifies several structural deficiencies in Building #4 located at the Calexico High School site. The report references material insufficiencies with the wall anchorage and concrete moment frame designs of the building's structure that render the facility at high risk of collapse in the event of seismic activity. The building qualifies for the SMP based on the qualifying criteria in Education Code Section 17075.10 and SFP Regulation Section 1859.82.2.

SCOPE OF PROJECT

The project consists of structural retrofitting of a classroom building (Building #4) at Calexico High School.

STATUS OF SCHOOL SITE

The District completed the project on June 25, 2020 and the building is open for occupancy.

QUALIFYING CRITERIA

GOVERNMENT/STATE LEVEL CONCURRENCE

Building #4 was classified as a Most Vulnerable Category 2 Building type as defined in SFP regulations and has met qualifying criteria of the SMP. The Division of the State Architect (DSA) has approved the District for Phase One (Eligibility Evaluation), Phase Three (Evaluation and Design Criteria) Phase Four concurrence to minimum scope, and final plan approval. These approvals enable the District to apply for funding from the Board.

Staff Supports the District's Request: Yes

SITE VISIT COMPLETED BY STAFF

Staff accepted detailed reports from industry specialists and DSA approval in lieu of a site visit.

AUTHORITY

See Attachment A

RECOMMENDATIONS

1. Approve the District's request for an unfunded approval for replacement funding to rehabilitate Building #4 at the Calexico High School Site, pursuant to SFP Regulation Section 1859.82.2(b) as shown on Attachment B.
2. Pursuant to SFP Regulation Section 1859.61(l)(1), the age of Building #4 shall be adjusted to the date of the Apportionment for this project.

AUTHORITY

Seismic Mitigation Program – Replacement Projects
(as of August 31, 2020)

Education Code (EC) Section 17075.10(a) states:

A school district may apply for hardship assistance in cases of extraordinary circumstances. Extraordinary circumstances may include, but are not limited to, the need to repair, reconstruct, or replace the most vulnerable school facilities that are identified as a Category 2 building, as defined in the report submitted pursuant to Section 17317, determined by the department to pose an unacceptable risk of injury to its occupants in the event of a seismic event.

SFP Regulation Section 1859.82 states, “A school district may apply for Facility Hardship, including Seismic Mitigation, Program assistance in cases of extraordinary circumstances that have caused an imminent health and safety threat.”

SFP Regulation Section 1859.82.2 states that “A school district is eligible for funding to repair, reconstruct, or replace the Most Vulnerable Category 2 Buildings which were originally constructed to be used as School Facilities and pose an unacceptable risk of injury to its occupants in the event of seismic activity. Program eligibility is determined by the Division of the State Architect while determination of grant funding is determined by the Board based on the following criteria.

Notwithstanding Sections 1859.93 and 1859.93.1, all applications for the seismic mitigation of the Most Vulnerable Category 2 Buildings shall be funded in the order of receipt of an Approved Application for funding. Any grants provided for the purpose of this section shall be provided as a new construction project and allocated on a 50 percent state share basis.”

SFP Regulation Section 1859.82.2(a) states,

- (a) Seismic mitigation projects must meet all of the following requirements:
- (1) The construction contract was executed on or after May 20, 2006;
 - (2) The project funding provided shall be for the minimum work necessary to obtain DSA approval;
 - (3) The School Building is designed for occupancy by students and staff; and
 - (4) The DSA concurs with a report by a structural engineer, which identifies structural deficiencies that pose an unacceptable risk of injury to its occupants in a seismic event. The structural engineers report shall conform to the guidelines prepared by the DSA, in accordance with Education Code Section 17310.

If the unacceptable risk of injury is due to the presence of faulting, liquefaction or landslide, these hazards must be documented by a geological hazards report prepared by an engineering geologist in accordance with California Building Code, Part 2, Chapter 18, section 1803A and with concurrence of the California Geological Survey

ATTACHMENT A

SFP Regulation Section 1859.82.2(b) states in part, “To qualify for replacement funding for School Buildings, the district must submit an Approved Application for funding and either (1) or (2) below:

(1) For School Buildings that are lost, destroyed, or unable to be repaired, ...

(2) For School Buildings with interior square footage to be mitigated”

Facility	Elementary School Pupils	Middle School Pupils	High School Pupils
Multi-Purpose (includes food service)	5.3 sq. ft. per pupil minimum 4,000 sq. ft.	5.3 sq. ft. per pupil minimum 5,000 sq. ft.	6.3 sq. ft. per pupil minimum 8,200 sq. ft.
Toilet	3 sq. ft. per pupil minimum 300 sq. ft.	4 sq. ft. per pupil minimum 300 sq. ft.	5 sq. ft. per pupil minimum 300 sq. ft.
Gymnasium (includes shower/locker area)	N/A	12.9 sq. ft. per pupil minimum 6,828 sq. ft. maximum 16,000 sq. ft.	15.3 sq. ft. per pupil minimum 8,380 sq. ft. maximum 18,000 sq. ft.
School Administration	3 sq. ft. per pupil minimum 600 sq. ft.	3 sq. ft. per pupil minimum 600 sq. ft.	4 sq. ft. per pupil minimum 800 sq. ft.
Library/Media Center	2.3 sq. ft. per pupil plus 600 sq. ft., minimum 960 sq. ft.	3.3 sq. ft. per pupil plus 600 sq. ft. minimum 960 sq. ft.	4.3 sq. ft. per pupil plus 600 sq. ft. minimum 960 sq. ft.
Kindergarten Classrooms (including Transitional Kindergarten)	1,350 sq. ft. for each replacement classroom.	NA	NA
Classrooms (1 st -12 th grade)	960 sq. ft. for each replacement classroom	960 sq. ft. for each replacement classroom	960 sq. ft. for each replacement classroom
Computer instructional support area, Industrial and Technology/Education Laboratory	960 sq. ft. for each replacement classroom.	960 sq. ft. for each replacement classroom.	960 sq. ft. for each replacement classroom.
Laboratory Classrooms (including science and consumer home economics. (Does not include Industrial and Technology/Education Laboratory)	1,300 sq. ft. for each replacement classroom.	1,300 sq. ft. for each replacement classroom.	1,300 sq. ft. for each replacement classroom.

ATTACHMENT A

Section 1859.61. Adjustments to the Modernization Baseline Eligibility...

(l) Adjusted upon Board receipt of the local school board resolution acknowledging that the buildings have been removed from K-12 classroom use, as follows:

(1) School Buildings and/or classrooms that receive replacement funding via the New Construction Grant or the Facility Hardship Square Footage Grant pursuant to Section 1859.82.1 or Section 1859.82.2.

(2) School Buildings and/or classrooms that were originally included in the district's baseline eligibility and were later demolished or removed from classroom use due to health and/or safety concerns that meet the requirements of Regulation Section 1859.82.1 or 1859.82.2 as verified by OPSC, except the district did not have the current enrollment to support the replacement and funding of those School Buildings and/or classrooms. ~~School Buildings~~ and/or classrooms removed from K-12 classroom use that remain on the school site will be identified on a list published on OPSC's website.

For (l)(1) the building age shall be reset to the date of the Apportionment for the corresponding project. For (l)(2) the building shall be removed from the classroom inventory used to establish modernization eligibility at the site.

SAB Meeting: December 9, 2020

Seismic Mitigation Program – Amended Adjusted Grant Approval

SCHOOL DISTRICT DATA

Application No: 51/63099-00-001
School District: Calexico Unified

County: Imperial
School Name: Calexico High

PROJECT DATA

Type of Project: High School
Pupils Assigned **K-6:**
 7-8:
 9-12:
 Non-Severe:
 Severe:
Application Filing Basis: District Wide
Number of Classrooms: 2
Master Acres:
Existing Acres: 36
Proposed Acres:
Recommended Acres: 68.3
Facility Hardship (a): Yes
Financial Hardship Requested: No
Alternative Education School: No
Addition to Existing Site: No

ADJUSTED GRANT DATA

Fac. Hardship Other – 4,250 Sq.Ft. \$867,000.00
Small Size Project – 12% 104,040.00
Geographic Index – 5% 48,552.00
Total State Share (50%) 1,019,592.00
District Share (50%) 1,019,592.00
Total Project Cost \$2,038,480.00

PROJECT FINANCING

State Share
This Project \$1,019,592.00

District Share
Cash Contribution 1,019,592.00
Financial Hardship
Total Project Cost \$2,038,480.00

HISTORY OF PROJECT COST AND APPORTIONMENT

	Fund Code	Proposition	Previously Authorized	Authorized This Action	Unfunded Approval This Action
<u>State Share</u>					
New Construction/Additional Grant	951-505	51	\$949,620.00	\$69,972.00	\$69,972.00
<u>District Share</u>					
Cash Contribution			949,620.00	69,972.00	
Total			<u><u>\$1,899,240.00</u></u>	<u><u>\$139,944.00</u></u>	<u><u>\$69,972.00</u></u>

Funding Source(s): Proposition 51 Bonds/2016-Nov.

Pursuant to the Board's action on March 11, 2009, this application has been approved and placed on the Unfunded List (Lack of AB 55 Loans). This approval does not constitute a guarantee or commitment of future State funding.

The District shall ensure that it is in compliance with all applicable laws, regulations and certifications it made on the program forms.

Based on the Board's action on June 5, 2017, this project is subject to the Grant Agreement submittal pursuant to School Facility Program Regulation Section 1859.90.4.

The District is responsible for ensuring that the project is compliant with Prevailing Wage Monitoring and/or Labor Compliance Program requirements at the time construction contracts are executed and/or construction commenced.

Pursuant to School Facility Program Regulation Section 1859.61(l)(1), the age of Building #4 shall be adjusted to the date of the Apportionment for this project.

This project is being amended to correct an error in the grant amounts which previously received an unfunded approval at the October 28, 2020 SAB. This project shall maintain its unfunded approval date of October 28, 2020.

FACILITY HARDSHIP / REHABILITATION PROGRAM

SCHOOL DISTRICT DATA

School District: Colton Joint Unified
Application Number: 58/67686-00-002
Total District Enrollment: 21,469
County: San Bernardino

School Name: Colton High
Project Grade Level: 9-12
Financial Hardship: No

TYPE OF REQUEST

State Allocation Board (Board) approval for placement on the Unfunded List (Lack of AB 55 Loans) for a School Facility Program (SFP) Facility Hardship rehabilitation project.

Estimated Total Project Cost: \$342,973.00
Estimated Cost to the State: \$205,784.00

DESCRIPTION

DESCRIPTION OF HEALTH AND SAFETY THREAT

A report by KNA Structural Engineers, dated August 18, 2020, identified significant deterioration in the existing roof deck of the Girls Locker Room Building due to “water infiltration of the roofing membrane”. This deterioration results in “a significant loss of connection strength for the diaphragm to transmit load to the concrete shear walls”. The report also indicates that the major decrease in the building’s ability to transmit load to these walls poses an imminent life-safety and health risk to students and staff.

SCOPE OF PROJECT

The scope of this project includes the replacement of the roof deck of the Girls Locker Room Building at the Colton High School site.

STATUS OF SCHOOL SITE

Construction for the project was completed in the Summer of 2020. The District anticipates using the facilities when the students return to campus.

QUALIFYING CRITERIA

GOVERNMENT/STATE LEVEL CONCURRENCE

The Division of the State Architect has provided written concurrence on September 23, 2020 that supports the industry specialist's findings and recommended work to mitigate the health and safety threat present in the roof deck of the Girls Locker Room building.

Staff Supports the District's Request: Yes

SITE VISIT COMPLETED BY STAFF

Staff accepted detailed reports from an industry specialist and photographs in lieu of a site visit.

AUTHORITY

See Attachment A

RECOMMENDATIONS

Approve the District's request for an unfunded approval to replace the roof deck of the Girls Locker Room Building at the Colton High School site, pursuant to the SFP Regulation Section 1859.83(e)* as shown on Attachment A.

* This application has been processed under the SFP regulations as they read on the date the application was accepted by OPSC (August 30, 2020).

AUTHORITY*

Education Code (EC) Section 17075.10(a) states:

A school district may apply for hardship assistance in cases of extraordinary circumstances. Extraordinary circumstances may include, but are not limited to, the need to repair, reconstruct, or replace the most vulnerable school facilities that are identified as a Category 2 building, as defined in the report submitted pursuant to Section 17317, determined by the department to pose an unacceptable risk of injury to its occupants in the event of a seismic event.

SFP Regulation Section 1859.82 states, "A district is eligible for facility hardship funding to repair, replace, or construct new classrooms and related facilities if the district demonstrates there is an unmet need for pupil housing or the condition of the facilities, or the lack of facilities, is a threat to the health and safety of the pupils."

SFP Regulation Section 1859.82(a)(1) provides for Facility Hardship grant funding when:

The facilities are needed to ensure the health and safety of the pupils if the district can demonstrate to the satisfaction of the Board that the health and safety of the pupils is at risk. Factors to be considered by the Board shall include the close proximity to a major freeway, airport, electrical facility, high power transmission lines, dam, pipeline, industrial facility, adverse air quality emission or other health and safety risks, including structural deficiencies required by the DSA to be repaired, seismic mitigation of the Most Vulnerable Category 2 Buildings as verified by the DSA, traffic safety or because the pupils reside in remote areas of the district and transportation to existing facilities is not possible or poses a health and safety risk.

SFP Regulation Section 1859.82(a)(1)(A)(1) states,

If the total cost to remain in the classroom or related facility is 50 percent or less than the Current Replacement Cost, the district may qualify for either grant below, as applicable:

- a. Modernization Excessive Cost Hardship Grant for Rehabilitation Costs pursuant to Section 1859.83(e), or
- b. A grant not to exceed 50 percent of the cost estimate that has been reviewed and approved by the OPSC and approved by the Board for seismic repair.

Regulation Section 1859.83(e) states:

Excessive Cost for rehabilitation of facilities the Board has determined are a health and safety risk to the pupils pursuant to Section 1859.82(a)(1) and the cost/benefit analysis to mitigate the problem and remain in the facility is less than 50 percent of the Current Replacement Cost of the facility. The cost/benefit analysis shall not include increased costs associated with high performance related costs or components, with the exception of those high performance components that were pre-existing in the classroom or related facility. If the district qualifies, the district is eligible for funding of Rehabilitation Costs as a modernization project. If the Approved Application is received on or before April 29, 2002, the grant amount provided is 80 percent of the amount of the cost estimate required in Section 1859.82(a)(1) that has been reviewed by the OPSC and approved by the Board. If the Approved Application is received after April

ATTACHMENT A

29, 2002, the grant amount provided is 60 percent of the amount of the cost estimate required in Section 1859.82(a)(1) that has been reviewed by the OPSC and approved by the Board. An additional grant may be provided for high performance incentive pursuant to Section 1859.77.4 provided that the high performance points attained are related to the scope of the Facility Hardship project. For any project funded in whole or in part from Proposition 47 or Proposition 55 for which the construction contract is awarded prior to January 1, 2012, the district may be eligible for the funding provided to initiate and enforce a LCP as prescribed in Section 1859.78.1(a). For any project for which the construction contract is awarded on January 1, 2012 through June 19, 2014, the grant may be adjusted in the manner prescribed in Section 1859.78.1(b) and subject to the limitations established in Section 1859.78.1(c).

* This application has been processed under the SFP regulations as they read on the date the application was accepted by OPSC (August 30, 2020).

SAB Meeting: December 9, 2020

Modernization – Adjusted Grant Approval

SCHOOL DISTRICT DATA

Application No: 58/67686-00-002
School District: Colton Joint Unified

County: San Bernardino
School Name: Colton High

PROJECT DATA

Type of Project: High School **Application Filing Basis:** Site Specific
 Pupils Assigned (Under 50 Yrs)
 K-6:
 7-8:
 9-12:
 Non-Severe:
 Severe:
Financial Hardship Requested: No **Recommended Acres:** 49.6
Alternative Education School: No **Existing Acres:** 40.11

ADJUSTED GRANT DATA

Rehabilitation	\$205,784.00
Total State Share (60%)	205,784.00
District Share (40%)	137,189.00
Total Project Cost	\$342,973.00

PROJECT FINANCING

State Share	
This Project	\$205,784.00
District Share	
Cash Contribution	137,189.00
Financial Hardship	
Total Project Cost	\$342,973.00

HISTORY OF PROJECT COST AND APPORTIONMENT

	Fund Code	Proposition	Previously Authorized	Authorized This Action	Unfunded Approval This Action
State Share					
Modernization/Additional Grant	951-570	51		\$205,784.00	\$205,784.00
District Share					
Cash Contribution				137,189.00	
Total				\$342,973.00	\$205,784.00

Funding Source(s): Proposition 51 Bonds/2016-Nov.

Pursuant to the Board's action on March 11, 2009, this application has been approved and placed on the Unfunded List (Lack of AB 55 Loans). This approval does not constitute a guarantee or commitment of future State funding.

The District shall ensure that it is in compliance with all applicable laws, regulations and certifications it made on the program forms.

Based on the Board's action on June 5, 2017, this project is subject to the Grant Agreement submittal pursuant to School Facility Program Regulation Section 1859.90.4.

The District is responsible for ensuring that the project is compliant with Prevailing Wage Monitoring and/or Labor Compliance Program requirements at the time construction contracts are executed and/or construction commenced.

FACILITY HARDSHIP / REHABILITATION PROGRAM

SCHOOL DISTRICT DATA

School District: Del Norte County Unified
Application Number: 58/61820-00-002
Total District Enrollment: 3,981
County: Del Norte

School Name: Margaret Keating Elementary
Project Grade Level: K-6
Financial Hardship: No

TYPE OF REQUEST

State Allocation Board (Board) approval for placement on the Unfunded List (Lack of AB 55 Loans) for a School Facility Program (SFP) Facility Hardship Rehabilitation project.

Total Project Cost: \$381,336.00
Cost to the State: \$228,802.00

DESCRIPTION

DESCRIPTION OF HEALTH AND SAFETY THREAT

The current fire alarm system at Margaret Keating Elementary is a basic manually activated fire alarm notification system consisting of pull stations and Notification Appliance Circuit (NAC) devices with no automatic functions. According to a report by Northridge Electric dated March 27, 2018, the conduit that services the fire alarm system at Margaret Keating Elementary is in poor condition due to exposure to "inclement salt air weather contamination" and the system is "obsolete, inoperable, and incapable of being serviced adequately." Klamath Fire Protection District concurred that the condition of the fire alarm system "is so fragile that failure is imminent" and is in "dire need of replacement to protect the students and staff." Because of the state of the current fire alarm system, an insufficient margin of safety protection for all students, staff, and community currently exists at this location.

SCOPE OF PROJECT

The scope of this project includes the replacement of the fire alarm system.

STATUS OF SCHOOL SITE

The District anticipates beginning construction in June 2021 and completion in August 2021.

QUALIFYING CRITERIA

GOVERNMENT/STATE LEVEL CONCURRENCE

Klamath Fire Protection District has provided written concurrence from their Fire Chief supporting the industry specialist's findings and recommended work to mitigate the health and safety threat.

Staff Supports the District's Request: Yes

SITE VISIT COMPLETED BY STAFF

Staff conducted a site visit on September 20, 2018 and accepted industry specialist reports, which provided additional details to the condition of the facilities and their components.

AUTHORITY

See Attachment A

RECOMMENDATION

Approve the District's request for an unfunded approval for the replacement of the fire alarm system at the Margaret Keating Elementary School site, pursuant to SFP Regulation Section 1859.83(e)* as shown on Attachment B.

* This application has been processed under the SFP regulations as they read on the date the application was accepted by OPSC (August 30, 2020). 96

AUTHORITY-

Education Code (EC) Section 17075.10(a) states:

A school district may apply for hardship assistance in cases of extraordinary circumstances. Extraordinary circumstances may include, but are not limited to, the need to repair, reconstruct, or replace the most vulnerable school facilities that are identified as a Category 2 building, as defined in the report submitted pursuant to Section 17317, determined by the department to pose an unacceptable risk of injury to its occupants in the event of a seismic event.

SFP Regulation Section 1859.82 states, "A district is eligible for facility hardship funding to repair, replace, or construct new classrooms and related facilities if the district demonstrates there is an unmet need for pupil housing or the condition of the facilities, or the lack of facilities, is a threat to the health and safety of the pupils."

SFP Regulation Section 1859.82(a)(1) provides for Facility Hardship grant funding when:

The facilities are needed to ensure the health and safety of the pupils if the district can demonstrate to the satisfaction of the Board that the health and safety of the pupils is at risk. Factors to be considered by the Board shall include the close proximity to a major freeway, airport, electrical facility, high power transmission lines, dam, pipeline, industrial facility, adverse air quality emission or other health and safety risks, including structural deficiencies required by the DSA to be repaired, seismic mitigation of the Most Vulnerable Category 2 Buildings as verified by the DSA, traffic safety or because the pupils reside in remote areas of the district and transportation to existing facilities is not possible or poses a health and safety risk.

SFP Regulation Section 1859.82(a)(1)(A)(1) states,

If the total cost to remain in the classroom or related facility is 50 percent or less than the Current Replacement Cost, the district may qualify for either grant below, as applicable:

- a. Modernization Excessive Cost Hardship Grant for Rehabilitation Costs pursuant to Section 1859.83(e), or
- b. A grant not to exceed 50 percent of the cost estimate that has been reviewed and approved by the OPSC and approved by the Board for seismic repair.

Regulation Section 1859.83(e) states:

Excessive Cost for rehabilitation of facilities the Board has determined are a health and safety risk to the pupils pursuant to Section 1859.82(a)(1) and the cost/benefit analysis to mitigate the problem and remain in the facility is less than 50 percent of the Current Replacement Cost of the facility. The cost/benefit analysis shall not include increased costs associated with high performance related costs or components, with the exception of those high performance components that were pre-existing in the classroom or related facility. If the district qualifies, the district is eligible for funding of Rehabilitation Costs as a modernization project. If the Approved Application is received on or before April 29, 2002, the grant amount provided is 80 percent of the amount of the cost estimate required in Section 1859.82(a)(1) that has been reviewed by the OPSC and approved by the Board. If the Approved Application is received after April 29, 2002, the grant amount provided is 60 percent of the amount of the cost estimate required in Section 1859.82(a)(1) that has been reviewed by the OPSC and approved by the Board. An additional grant may be provided for high performance incentive pursuant to Section 1859.77.4 provided that the high performance points attained are

ATTACHMENT A

related to the scope of the Facility Hardship project. For any project funded in whole or in part from Proposition 47 or Proposition 55 for which the construction contract is awarded prior to January 1, 2012, the district may be eligible for the funding provided to initiate and enforce a LCP as prescribed in Section 1859.78.1(a). For any project for which the construction contract is awarded on January 1, 2012 through June 19, 2014, the grant may be adjusted in the manner prescribed in Section 1859.78.1(b) and subject to the limitations established in Section 1859.78.1(c).

* This application has been processed under the SFP regulations as they read on the date the application was accepted by OPSC (August 30, 2020).

SAB Meeting: December 9, 2020

Modernization – Adjusted Grant Approval

SCHOOL DISTRICT DATA**Application No:** 58/61820-00-002**County:** Del Norte**School District:** Del Norte County Unified**School Name:** Margaret Keating Elementary**PROJECT DATA****Type of Project:** Elementary School **Application Filing Basis:** Site SpecificPupils Assigned (Under 50 Yrs) **K-6:****7-8:****9-12:****Non-Severe:****Severe:****Financial Hardship Requested:** No**Recommended Acres:** 3.2**Alternative Education School:** No**Existing Acres:** 15.44**ADJUSTED GRANT DATA**

Rehabilitation	\$228,802.00
Total State Share (60%)	228,802.00
District Share (40%)	152,534.00
Total Project Cost	\$381,336.00

PROJECT FINANCING

State Share	
This Project	\$228,802.00
District Share	
Cash Contribution	152,534.00
Financial Hardship	
Total Project Cost	\$381,336.00

HISTORY OF PROJECT COST AND APPORTIONMENT

	Fund Code	Proposition	Previously Authorized	Authorized This Action	Unfunded Approval This Action
State Share					
Modernization/Additional Grant	951-570	51		\$228,802.00	\$228,802.00
District Share					
Cash Contribution				152,534.00	
Total				\$381,336.00	\$228,802.00

Funding Source(s): Proposition 51 Bonds/2016-Nov.

Pursuant to the Board's action on March 11, 2009, this application has been approved and placed on the Unfunded List (Lack of AB 55 Loans). This approval does not constitute a guarantee or commitment of future State funding.

The District shall ensure that it is in compliance with all applicable laws, regulations and certifications it made on the program forms.

Based on the Board's action on June 5, 2017, this project is subject to the Grant Agreement submittal pursuant to School Facility Program Regulation Section 1859.90.4.

The District is responsible for ensuring that the project is compliant with Prevailing Wage Monitoring and/or Labor Compliance Program requirements at the time construction contracts are executed and/or construction commenced.

FACILITY HARDSHIP / REHABILITATION PROGRAM

SCHOOL DISTRICT DATA

School District: Del Norte County Unified
Application Number: 58/61820-00-007
Total District Enrollment: 3,981
County: Del Norte

School Name: Sunset High
Project Grade Level: 9-12
Financial Hardship: No

TYPE OF REQUEST

State Allocation Board (Board) approval for placement on the Unfunded List (Lack of AB 55 Loans) for a School Facility Program (SFP) Facility Hardship Rehabilitation project.

Total Project Cost: \$301,338.00
Cost to the State: \$180,803.00

DESCRIPTION

DESCRIPTION OF HEALTH AND SAFETY THREAT

The current fire alarm system at Sunset High is a basic manually activated fire alarm notification system consisting of pull stations and Notification Appliance Circuit (NAC) devices with no automatic functions. According to a report by Northridge Electric dated March 27, 2018, the conduit that services the fire alarm system at Sunset High is in poor condition due to exposure to "inclement salt air weather contamination" and the system is "obsolete, inoperable, and incapable of being serviced adequately." Crescent City Fire & Rescue concurred that the condition of the fire alarm system "is so fragile that failure is imminent" and is in "dire need of replacement to protect the students and staff." Because of the state of the current fire alarm system, an insufficient margin of safety protection for all students, staff, and community currently exists at this location.

SCOPE OF PROJECT

The scope of this project includes the replacement of the fire alarm system.

STATUS OF SCHOOL SITE

The District anticipates beginning construction in June 2021 and completion in August 2021.

QUALIFYING CRITERIA

GOVERNMENT/STATE LEVEL CONCURRENCE

Crescent City Fire & Rescue has provided written concurrence from their Fire Chief supporting the industry specialist's findings and recommended work to mitigate the health and safety threat.

Staff Supports the District's Request: Yes

SITE VISIT COMPLETED BY STAFF

Staff conducted a site visit on September 20, 2018 and accepted industry specialist reports, which provided additional details to the condition of the facilities and their components.

AUTHORITY

See Attachment A

RECOMMENDATION

Approve the District's request for an unfunded approval for the replacement of the fire alarm system at the Sunset High School site, pursuant to SFP Regulation Section 1859.83(e)* as shown on Attachment B.

* This application has been processed under the SFP regulations as they read on the date the application was accepted by OPSC (August 30, 2020).

AUTHORITY-

Education Code (EC) Section 17075.10(a) states:

A school district may apply for hardship assistance in cases of extraordinary circumstances. Extraordinary circumstances may include, but are not limited to, the need to repair, reconstruct, or replace the most vulnerable school facilities that are identified as a Category 2 building, as defined in the report submitted pursuant to Section 17317, determined by the department to pose an unacceptable risk of injury to its occupants in the event of a seismic event.

SFP Regulation Section 1859.82 states, "A district is eligible for facility hardship funding to repair, replace, or construct new classrooms and related facilities if the district demonstrates there is an unmet need for pupil housing or the condition of the facilities, or the lack of facilities, is a threat to the health and safety of the pupils."

SFP Regulation Section 1859.82(a)(1) provides for Facility Hardship grant funding when:

The facilities are needed to ensure the health and safety of the pupils if the district can demonstrate to the satisfaction of the Board that the health and safety of the pupils is at risk. Factors to be considered by the Board shall include the close proximity to a major freeway, airport, electrical facility, high power transmission lines, dam, pipeline, industrial facility, adverse air quality emission or other health and safety risks, including structural deficiencies required by the DSA to be repaired, seismic mitigation of the Most Vulnerable Category 2 Buildings as verified by the DSA, traffic safety or because the pupils reside in remote areas of the district and transportation to existing facilities is not possible or poses a health and safety risk.

SFP Regulation Section 1859.82(a)(1)(A)(1) states,

If the total cost to remain in the classroom or related facility is 50 percent or less than the Current Replacement Cost, the district may qualify for either grant below, as applicable:

- a. Modernization Excessive Cost Hardship Grant for Rehabilitation Costs pursuant to Section 1859.83(e), or
- b. A grant not to exceed 50 percent of the cost estimate that has been reviewed and approved by the OPSC and approved by the Board for seismic repair.

Regulation Section 1859.83(e) states:

Excessive Cost for rehabilitation of facilities the Board has determined are a health and safety risk to the pupils pursuant to Section 1859.82(a)(1) and the cost/benefit analysis to mitigate the problem and remain in the facility is less than 50 percent of the Current Replacement Cost of the facility. The cost/benefit analysis shall not include increased costs associated with high performance related costs or components, with the exception of those high performance components that were pre-existing in the classroom or related facility. If the district qualifies, the district is eligible for funding of Rehabilitation Costs as a modernization project. If the Approved Application is received on or before April 29, 2002, the grant amount provided is 80 percent of the amount of the cost estimate required in Section 1859.82(a)(1) that has been reviewed by the OPSC and approved by the Board. If the Approved Application is received after April 29, 2002, the grant amount provided is 60 percent of the amount of the cost estimate required in Section 1859.82(a)(1) that has been reviewed by the OPSC and approved by the Board. An additional grant may be provided for high performance incentive pursuant to Section 1859.77.4 provided that the high performance points attained are

ATTACHMENT A

related to the scope of the Facility Hardship project. For any project funded in whole or in part from Proposition 47 or Proposition 55 for which the construction contract is awarded prior to January 1, 2012, the district may be eligible for the funding provided to initiate and enforce a LCP as prescribed in Section 1859.78.1(a). For any project for which the construction contract is awarded on January 1, 2012 through June 19, 2014, the grant may be adjusted in the manner prescribed in Section 1859.78.1(b) and subject to the limitations established in Section 1859.78.1(c).

* This application has been processed under the SFP regulations as they read on the date the application was accepted by OPSC (August 30, 2020).

SAB Meeting: December 9, 2020

Modernization – Adjusted Grant Approval

SCHOOL DISTRICT DATA**Application No:** 58/61820-00-007**County:** Del Norte**School District:** Del Norte County Unified**School Name:** Sunset High**PROJECT DATA****Type of Project:** High School **Application Filing Basis:** Site SpecificPupils Assigned (Under 50 Yrs) **K-6:****7-8:****9-12:****Non-Severe:****Severe:****Financial Hardship Requested:** No**Recommended Acres:** 19.2**Alternative Education School:** No**Existing Acres:** 11.4**ADJUSTED GRANT DATA**

Rehabilitation	\$180,803.00
Total State Share (60%)	180,803.00
District Share (40%)	120,535.00
Total Project Cost	\$301,338.00

PROJECT FINANCING

State Share	
This Project	\$180,803.00
District Share	
Cash Contribution	120,535.00
Financial Hardship	
Total Project Cost	\$301,338.00

HISTORY OF PROJECT COST AND APPORTIONMENT

	Fund Code	Proposition	Previously Authorized	Authorized This Action	Unfunded Approval This Action
State Share					
Modernization/Additional Grant	951-570	51		\$180,803.00	\$180,803.00
District Share					
Cash Contribution				120,535.00	
Total				\$301,338.00	\$180,803.00

Funding Source(s): Proposition 51 Bonds/2016-Nov.

Pursuant to the Board's action on March 11, 2009, this application has been approved and placed on the Unfunded List (Lack of AB 55 Loans). This approval does not constitute a guarantee or commitment of future State funding.

The District shall ensure that it is in compliance with all applicable laws, regulations and certifications it made on the program forms.

Based on the Board's action on June 5, 2017, this project is subject to the Grant Agreement submittal pursuant to School Facility Program Regulation Section 1859.90.4.

The District is responsible for ensuring that the project is compliant with Prevailing Wage Monitoring and/or Labor Compliance Program requirements at the time construction contracts are executed and/or construction commenced.

FACILITY HARDSHIP / REHABILITATION PROGRAM

SCHOOL DISTRICT DATA

School District: Fullerton Joint Union High
Application Number: 58/66514-00-003
Total District Enrollment: 13,630
County: Orange

School Name: Fullerton Union High
Project Grade Level: High School
Financial Hardship: No

TYPE OF REQUEST

State Allocation Board (Board) approval for placement on the Unfunded List (Lack of AB 55 Loans) for a School Facility Program (SFP) Facility Hardship Program Rehabilitation Project.

Total Project Cost: \$ 8,829,052.00
Cost to the State: \$ 5,297,431.00

DESCRIPTION

DESCRIPTION OF HEALTH AND SAFETY THREAT

A Structural Evaluation Report by KNA Consulting Engineers, Inc. dated June 4, 2019 identified significant structural deficiencies in the Gymnasium building on the Fullerton Union High School including multiple splits throughout the roof trusses. The report determined that the "trusses in their current condition have failed and their load carrying capacity compromised" and "it's unknown if they are sufficient to carry the current dead load with the code required factors of safety." The report concludes that the current conditions of the gymnasium pose an imminent safety threat to students and staff. The Division of the State Architect (DSA) concurs that these structural deficiencies pose a significant risk to the health and safety of the pupils and that the deficiencies must be corrected.

SCOPE OF PROJECT

The scope of this project includes the demolition and replacement of the gymnasium building.

STATUS OF SCHOOL SITE

The gymnasium is currently open for occupancy. The District began construction in February 2020 and anticipates project completion in the summer 2021.

QUALIFYING CRITERIA

GOVERNMENT/STATE LEVEL CONCURRENCE

DSA has provided written concurrence to the industry specialist's structural findings and recommended work to mitigate the structural health and safety threat.

Staff Supports the District's Request: Yes

SITE VISIT COMPLETED BY STAFF

Staff accepted detailed reports from industry specialists and DSA approval in lieu of a site visit.

AUTHORITY

See Attachment A

RECOMMENDATION

Approve the District's request for an unfunded approval for rehabilitation funding for the replacement of the gymnasium building at the Fullerton Union High School site, pursuant to the SFP Regulation Section 1859.82.1(c) as provided on Attachment B.

AUTHORITY

Facility Hardship Program – Rehabilitation Projects
(as of August 31, 2020)

Education Code (EC) Section 17075.10(a) states:

A school district may apply for hardship assistance in cases of extraordinary circumstances. Extraordinary circumstances may include, but are not limited to, the need to repair, reconstruct, or replace the most vulnerable school facilities that are identified as a Category 2 building, as defined in the report submitted pursuant to Section 17317, determined by the department to pose an unacceptable risk of injury to its occupants in the event of a seismic event.

SFP Regulation Section 1859.82 states, “A school district may apply for Facility Hardship, including Seismic Mitigation, Program assistance in cases of extraordinary circumstances that have caused an imminent health and safety threat.”

SFP Regulation Section 1859.82.1 states that “a district is eligible for Facility Hardship funding to repair, replace, or construct School Buildings or related required components that are currently causing a health and safety threat to the students and/or staff. Projects solely to replace components that have reached the end of their useful life, perform routine maintenance or repair, issues resulting from the deferment of routine maintenance or repair, lack of current code compliance, or the addition of components that were not previously existing, do not meet the qualifying criteria of the program. However, this work may be incorporated into a qualifying Facility Hardship application if it is required to be completed to gain DSA approval.”

SFP Regulation Section 1859.82.1(c) states,

Districts may qualify for funding to rehabilitate their School Buildings, components of School Buildings, or school site conditions. Factors to be considered by the Board may include (1) or (2) below:

- (1) School Buildings where the minimum cost to mitigate the health and safety threat and remain in the School Building is 50 percent or less of the Current Replacement Cost.
- (2) Components of the School Buildings or school sites conditions are causing a health and safety threat to students and/or staff.

SAB Meeting: December 9, 2020

Modernization – Adjusted Grant Approval

SCHOOL DISTRICT DATA**Application No:** 58/66514-00-003**County:** Orange**School District:** Fullerton Joint Union High**School Name:** Fullerton Union High**PROJECT DATA****Type of Project:** High School **Application Filing Basis:** Site Specific

Pupils Assigned (Under 50 Yrs)

K-6:**7-8:****9-12:****Non-Severe:****Severe:****Financial Hardship Requested:** No**Recommended Acres:** 49.7**Alternative Education School:** No**Existing Acres:** 31.13**ADJUSTED GRANT DATA**

Rehabilitation	\$5,297,431.00
Total State Share (60%)	5,297,431.00
District Share (40%)	3,531,621.00
Total Project Cost	\$8,829,052.00

PROJECT FINANCING

State Share	
This Project	\$5,297,431.00
District Share	
Cash Contribution	3,531,621.00
Financial Hardship	
Total Project Cost	\$8,829,052.00

HISTORY OF PROJECT COST AND APPORTIONMENT

	Fund Code	Proposition	Previously Authorized	Authorized This Action	Unfunded Approval This Action
State Share					
Modernization/Additional Grant	951-570	51		\$5,297,431.00	\$5,297,431.00
District Share					
Cash Contribution				3,531,621.00	
Total				\$8,829,052.00	\$5,297,431.00

Funding Source(s): Proposition 51 Bonds/2016-Nov.

Pursuant to the Board's action on March 11, 2009, this application has been approved and placed on the Unfunded List (Lack of AB 55 Loans). This approval does not constitute a guarantee or commitment of future State funding.

The District shall ensure that it is in compliance with all applicable laws, regulations and certifications it made on the program forms.

Based on the Board's action on June 5, 2017, this project is subject to the Grant Agreement submittal pursuant to School Facility Program Regulation Section 1859.90.4.

The District is responsible for ensuring that the project is compliant with Prevailing Wage Monitoring and/or Labor Compliance Program requirements at the time construction contracts are executed and/or construction commenced.

FACILITY HARDSHIP / REHABILITATION PROGRAM

SCHOOL DISTRICT DATA

School District: Gustine Unified
Application Number: 58/73619-00-001
Total District Enrollment: 1,812
County: Merced

School Name: Gustine Elementary
Project Grade Level: K-5
Financial Hardship: No

TYPE OF REQUEST

State Allocation Board (Board) approval for placement on the Unfunded List (Lack of AB 55 Loans) for a School Facility Program (SFP) Facility Hardship Program Rehabilitation Project.

Total Project Cost: \$937,827.00
Cost to the State: \$562,696.00

DESCRIPTION

DESCRIPTION OF HEALTH AND SAFETY THREAT

The existing fire alarm system at Gustine Elementary School is non-functional and cannot be repaired. A report dated September 18, 2019 by consulting electrical engineers, Charles A. Martin and Associates, identified short circuiting and faulty wiring conditions of several critical components in the current system that "represent an imminent health and life-safety hazard." In a letter dated August 20, 2020 the fire chief of the Gustine Volunteer Fire Department concurred that the condition of the system "represented an imminent health and life-safety hazard. Being able to retrofit the system was not possible. The immediate and timely replacement of the system was necessary to ensure the wellbeing of the students, faculty, and general public."

SCOPE OF PROJECT

The scope of this project includes the replacement of the fire alarm system.

STATUS OF SCHOOL SITE

The District completed this project in early 2019.

QUALIFYING CRITERIA

GOVERNMENT/STATE LEVEL CONCURRENCE

The Gustine Volunteer Fire Department has provided written concurrence supporting the industry specialist's findings and recommended work to mitigate the health and safety threat.

Staff Supports the District's Request: Yes

SITE VISIT COMPLETED BY STAFF

Staff accepted detailed reports from an industry specialist in lieu of a site visit.

AUTHORITY

See Attachment A

RECOMMENDATION

Approve the District's request for an unfunded approval for the replacement of the fire alarm system at the Gustine Elementary School site, pursuant to the SFP Regulation Section 1859.83(e)* as shown on Attachment B.

* This application has been processed under the SFP regulations as they read on the date the application was accepted by OPSC (August 26, 2020).

AUTHORITY-

Education Code (EC) Section 17075.10(a) states:

A school district may apply for hardship assistance in cases of extraordinary circumstances. Extraordinary circumstances may include, but are not limited to, the need to repair, reconstruct, or replace the most vulnerable school facilities that are identified as a Category 2 building, as defined in the report submitted pursuant to Section 17317, determined by the department to pose an unacceptable risk of injury to its occupants in the event of a seismic event.

SFP Regulation Section 1859.82 states, “A district is eligible for facility hardship funding to repair, replace, or construct new classrooms and related facilities if the district demonstrates there is an unmet need for pupil housing or the condition of the facilities, or the lack of facilities, is a threat to the health and safety of the pupils.”

SFP Regulation Section 1859.82(a)(1) provides for Facility Hardship grant funding when:

The facilities are needed to ensure the health and safety of the pupils if the district can demonstrate to the satisfaction of the Board that the health and safety of the pupils is at risk. Factors to be considered by the Board shall include the close proximity to a major freeway, airport, electrical facility, high power transmission lines, dam, pipeline, industrial facility, adverse air quality emission or other health and safety risks, including structural deficiencies required by the DSA to be repaired, seismic mitigation of the Most Vulnerable Category 2 Buildings as verified by the DSA, traffic safety or because the pupils reside in remote areas of the district and transportation to existing facilities is not possible or poses a health and safety risk.

SFP Regulation Section 1859.82(a)(1)(A)(1) states,

If the total cost to remain in the classroom or related facility is 50 percent or less than the Current Replacement Cost, the district may qualify for either grant below, as applicable:

- a. Modernization Excessive Cost Hardship Grant for Rehabilitation Costs pursuant to Section 1859.83(e), or
- b. A grant not to exceed 50 percent of the cost estimate that has been reviewed and approved by the OPSC and approved by the Board for seismic repair.

Regulation Section 1859.83(e) states:

Excessive Cost for rehabilitation of facilities the Board has determined are a health and safety risk to the pupils pursuant to Section 1859.82(a)(1) and the cost/benefit analysis to mitigate the problem and remain in the facility is less than 50 percent of the Current Replacement Cost of the facility. The cost/benefit analysis shall not include increased costs associated with high performance related costs or components, with the exception of those high performance components that were pre-existing in the classroom or related facility. If the district qualifies, the district is eligible for funding of Rehabilitation Costs as a modernization project. If the Approved Application is received on or before April 29, 2002, the grant amount provided is 80 percent of the amount of the cost estimate required in Section 1859.82(a)(1) that has been reviewed by the OPSC and approved by the Board. If the Approved Application is received after April 29, 2002, the grant amount provided is 60 percent of the amount of the cost estimate required in Section 1859.82(a)(1) that has been reviewed by the OPSC and approved by the Board. An additional grant may be provided for high performance incentive pursuant to Section 1859.77.4 provided that the high performance points attained are

ATTACHMENT A

related to the scope of the Facility Hardship project. For any project funded in whole or in part from Proposition 47 or Proposition 55 for which the construction contract is awarded prior to January 1, 2012, the district may be eligible for the funding provided to initiate and enforce a LCP as prescribed in Section 1859.78.1(a). For any project for which the construction contract is awarded on January 1, 2012 through June 19, 2014, the grant may be adjusted in the manner prescribed in Section 1859.78.1(b) and subject to the limitations established in Section 1859.78.1(c).

* This application has been processed under the SFP regulations as they read on the date the application was accepted by OPSC (August 26, 2020).

SAB Meeting: December 9, 2020

Modernization – Adjusted Grant Approval

SCHOOL DISTRICT DATA

Application No: 58/73619-00-001

County: Merced

School District: Gustine Unified

School Name: Gustine Elementary

PROJECT DATA

Type of Project: Elementary School Application Filing Basis: Site Specific

Pupils Assigned (Under 50 Yrs)

K-6:

7-8:

9-12:

Non-Severe:

Severe:

Financial Hardship Requested: No

Recommended Acres: 10.1

Alternative Education School: No

Existing Acres: 12.5

ADJUSTED GRANT DATA

Rehabilitation	\$558,635.00
Project Assistance	4,061.00
Total State Share (60%)	562,696.00
District Share (40%)	375,131.00
Total Project Cost	\$937,827.00

PROJECT FINANCING

<u>State Share</u>	
This Project	\$562,696.00
<u>District Share</u>	
Cash Contribution	375,131.00
Financial Hardship	
Total Project Cost	\$937,827.00

HISTORY OF PROJECT COST AND APPORTIONMENT

	Fund Code	Proposition	Previously Authorized	Authorized This Action	Unfunded Approval This Action
<u>State Share</u>					
Modernization/Additional Grant	951-570	51		\$562,696.00	\$562,696.00
<u>District Share</u>					
Cash Contribution				375,131.00	
Total				\$937,827.00	\$562,696.00

Funding Source(s): Proposition 51 Bonds/2016-Nov.

Pursuant to the Board's action on March 11, 2009, this application has been approved and placed on the Unfunded List (Lack of AB 55 Loans). This approval does not constitute a guarantee or commitment of future State funding.

The District shall ensure that it is in compliance with all applicable laws, regulations and certifications it made on the program forms.

Based on the Board's action on June 5, 2017, this project is subject to the Grant Agreement submittal pursuant to School Facility Program Regulation Section 1859.90.4.

The District is responsible for ensuring that the project is compliant with Prevailing Wage Monitoring and/or Labor Compliance Program requirements at the time construction contracts are executed and/or construction commenced.

FACILITY HARDSHIP / REHABILITATION PROGRAM

SCHOOL DISTRICT DATA

School District: Gustine Unified
Application Number: 58/73619-00-002
Total District Enrollment: 1,812
County: Merced

School Name: Gustine Middle
Project Grade Level: 6-8
Financial Hardship: No

TYPE OF REQUEST

State Allocation Board (Board) approval for placement on the Unfunded List (Lack of AB 55 Loans) for a School Facility Program (SFP) Facility Hardship Program Rehabilitation Project.

Total Project Cost: \$831,645.00
Cost to the State: \$498,987.00

DESCRIPTION

DESCRIPTION OF HEALTH AND SAFETY THREAT

The existing fire alarm system at Gustine Middle School is non-functional and cannot be repaired. A report dated September 18, 2019 by consulting electrical engineers, Charles A. Martin and Associates, identified short circuiting and faulty wiring conditions of several critical components in the current system that "represent an imminent health and life-safety hazard." In a letter dated August 20, 2020 the fire chief of the Gustine Volunteer Fire Department concurred that the condition of the system "represented an imminent health and life-safety hazard. Being able to retrofit the system was not possible. The immediate and timely replacement of the system was necessary to ensure the wellbeing of the students, faculty, and general public."

SCOPE OF PROJECT

The scope of this project includes the replacement of the fire alarm system.

STATUS OF SCHOOL SITE

The District completed this project in early 2019.

QUALIFYING CRITERIA

GOVERNMENT/STATE LEVEL CONCURRENCE

The Gustine Volunteer Fire Department has provided written concurrence supporting the industry specialist's findings and recommended work to mitigate the health and safety threat.

Staff Supports the District's Request: Yes

SITE VISIT COMPLETED BY STAFF

Staff accepted detailed reports from an industry specialist in lieu of a site visit.

AUTHORITY

See Attachment A

RECOMMENDATION

Approve the District's request for an unfunded approval for the replacement of the fire alarm system at the Gustine Middle School site, pursuant to the SFP Regulation Section 1859.83(e)* as shown on Attachment B.

* This application has been processed under the SFP regulations as they read on the date the application was accepted by OPSC (August 26, 2020). 15

AUTHORITY-

Education Code (EC) Section 17075.10(a) states:

A school district may apply for hardship assistance in cases of extraordinary circumstances. Extraordinary circumstances may include, but are not limited to, the need to repair, reconstruct, or replace the most vulnerable school facilities that are identified as a Category 2 building, as defined in the report submitted pursuant to Section 17317, determined by the department to pose an unacceptable risk of injury to its occupants in the event of a seismic event.

SFP Regulation Section 1859.82 states, “A district is eligible for facility hardship funding to repair, replace, or construct new classrooms and related facilities if the district demonstrates there is an unmet need for pupil housing or the condition of the facilities, or the lack of facilities, is a threat to the health and safety of the pupils.”

SFP Regulation Section 1859.82(a)(1) provides for Facility Hardship grant funding when:

The facilities are needed to ensure the health and safety of the pupils if the district can demonstrate to the satisfaction of the Board that the health and safety of the pupils is at risk. Factors to be considered by the Board shall include the close proximity to a major freeway, airport, electrical facility, high power transmission lines, dam, pipeline, industrial facility, adverse air quality emission or other health and safety risks, including structural deficiencies required by the DSA to be repaired, seismic mitigation of the Most Vulnerable Category 2 Buildings as verified by the DSA, traffic safety or because the pupils reside in remote areas of the district and transportation to existing facilities is not possible or poses a health and safety risk.

SFP Regulation Section 1859.82(a)(1)(A)(1) states,

If the total cost to remain in the classroom or related facility is 50 percent or less than the Current Replacement Cost, the district may qualify for either grant below, as applicable:

- a. Modernization Excessive Cost Hardship Grant for Rehabilitation Costs pursuant to Section 1859.83(e), or
- b. A grant not to exceed 50 percent of the cost estimate that has been reviewed and approved by the OPSC and approved by the Board for seismic repair.

Regulation Section 1859.83(e) states:

Excessive Cost for rehabilitation of facilities the Board has determined are a health and safety risk to the pupils pursuant to Section 1859.82(a)(1) and the cost/benefit analysis to mitigate the problem and remain in the facility is less than 50 percent of the Current Replacement Cost of the facility. The cost/benefit analysis shall not include increased costs associated with high performance related costs or components, with the exception of those high performance components that were pre-existing in the classroom or related facility. If the district qualifies, the district is eligible for funding of Rehabilitation Costs as a modernization project. If the Approved Application is received on or before April 29, 2002, the grant amount provided is 80 percent of the amount of the cost estimate required in Section 1859.82(a)(1) that has been reviewed by the OPSC and approved by the Board. If the Approved Application is received after April 29, 2002, the grant amount provided is 60 percent of the amount of the cost estimate required in Section 1859.82(a)(1) that has been reviewed by the OPSC and approved by the Board. An additional grant may be provided for high performance incentive pursuant to Section 1859.77.4 provided that the high performance points attained are

ATTACHMENT A

related to the scope of the Facility Hardship project. For any project funded in whole or in part from Proposition 47 or Proposition 55 for which the construction contract is awarded prior to January 1, 2012, the district may be eligible for the funding provided to initiate and enforce a LCP as prescribed in Section 1859.78.1(a). For any project for which the construction contract is awarded on January 1, 2012 through June 19, 2014, the grant may be adjusted in the manner prescribed in Section 1859.78.1(b) and subject to the limitations established in Section 1859.78.1(c).

* This application has been processed under the SFP regulations as they read on the date the application was accepted by OPSC (August 26, 2020).

SAB Meeting: December 9, 2020

Modernization – Adjusted Grant Approval

SCHOOL DISTRICT DATA

Application No: 58/73619-00-002

County: Merced

School District: Gustine Unified

School Name: Gustine Middle

PROJECT DATA

Type of Project: Middle School Application Filing Basis: Site Specific

Pupils Assigned (Under 50 Yrs) K-6:

7-8:

9-12:

Non-Severe:

Severe:

Financial Hardship Requested: No

Recommended Acres: 8.1

Alternative Education School: No

Existing Acres: 17

ADJUSTED GRANT DATA

Rehabilitation	\$ 494,926.00
Project Assistance	4,061.00
Total State Share (60%)	498,987.00
District Share (40%)	332,658.00
Total Project Cost	<u><u>\$ 831,645.00</u></u>

PROJECT FINANCING

<u>State Share</u>	
This Project	\$ 498,987.00
<u>District Share</u>	
Cash Contribution	332,658.00
Financial Hardship	
Total Project Cost	<u><u>\$ 831,645.00</u></u>

HISTORY OF PROJECT COST AND APPORTIONMENT

	Fund Code	Proposition	Previously Authorized	Authorized This Action	Unfunded Approval This Action
<u>State Share</u>					
Modernization/Additional Grant	951-570	51		\$498,987.00	\$498,987.00
<u>District Share</u>					
Cash Contribution				332,658.00	
Total				<u><u>\$834,645.00</u></u>	<u><u>\$498,987.00</u></u>

Funding Source(s): Proposition 51 Bonds/2016-Nov.

Pursuant to the Board's action on March 11, 2009, this application has been approved and placed on the Unfunded List (Lack of AB 55 Loans). This approval does not constitute a guarantee or commitment of future State funding.

The District shall ensure that it is in compliance with all applicable laws, regulations and certifications it made on the program forms.

Based on the Board's action on June 5, 2017, this project is subject to the Grant Agreement submittal pursuant to School Facility Program Regulation Section 1859.90.4.

The District is responsible for ensuring that the project is compliant with Prevailing Wage Monitoring and/or Labor Compliance Program requirements at the time construction contracts are executed and/or construction commenced.

FACILITY HARDSHIP / REHABILITATION PROGRAM

SCHOOL DISTRICT DATA

School District: St. Helena Unified
Application Number: 58/66290-00-001
Total District Enrollment: 1,243
County: Napa

School Name: St. Helena High
Project Grade Level: 9-12
Financial Hardship: No

TYPE OF REQUEST

State Allocation Board (Board) approval for placement on the Unfunded List (Lack of AB 55 Loans) for a School Facility Program (SFP) Facility Hardship Rehabilitation project.

Total Project Cost: \$229,045.00
Cost to the State: \$137,427.00

DESCRIPTION

DESCRIPTION OF HEALTH AND SAFETY THREAT

The Vintage Hall is a historical building and its existing slate roof is no longer in compliance due to deterioration and delamination of the slate tiles. According to a report by BEAM Professionals and KPFF Consulting Engineers, dated September 30, 2019, the “premature delamination of slate cleaves from roof tile are falling to the ground and creating an imminent health and safety threat to the students of the District”. The Division of the State Architect (DSA) concurred that the “deficiency for portions of the buildings is such that the health and safety of the pupils is at risk and must be corrected.”

SCOPE OF PROJECT

The scope of this project includes the replacement of the roof of Building B – Vintage Hall.

STATUS OF SCHOOL SITE

The District anticipates completing this project during the winter of 2020.

QUALIFYING CRITERIA

GOVERNMENT/STATE LEVEL CONCURRENCE

The Division of the State Architect has provided written concurrence supporting the industry specialist's findings and recommended work to mitigate the health and safety threat.

Staff Supports the District's Request: Yes

SITE VISIT COMPLETED BY STAFF

Staff accepted detailed reports from an industry specialist in lieu of a site visit.

AUTHORITY

See Attachment A

RECOMMENDATION

Approve the District's request for an unfunded approval for the replacement of the roof at the St. Helena High School site, pursuant to SFP Regulation Section 1859.83(e)* as shown on Attachment B.

* This application has been processed under the SFP regulations as they read on the date the application was accepted by OPSC (August 30, 2020). 120

AUTHORITY-

Education Code (EC) Section 17075.10(a) states:

A school district may apply for hardship assistance in cases of extraordinary circumstances. Extraordinary circumstances may include, but are not limited to, the need to repair, reconstruct, or replace the most vulnerable school facilities that are identified as a Category 2 building, as defined in the report submitted pursuant to Section 17317, determined by the department to pose an unacceptable risk of injury to its occupants in the event of a seismic event.

SFP Regulation Section 1859.82 states, “A district is eligible for facility hardship funding to repair, replace, or construct new classrooms and related facilities if the district demonstrates there is an unmet need for pupil housing or the condition of the facilities, or the lack of facilities, is a threat to the health and safety of the pupils.”

SFP Regulation Section 1859.82(a)(1) provides for Facility Hardship grant funding when:

The facilities are needed to ensure the health and safety of the pupils if the district can demonstrate to the satisfaction of the Board that the health and safety of the pupils is at risk. Factors to be considered by the Board shall include the close proximity to a major freeway, airport, electrical facility, high power transmission lines, dam, pipeline, industrial facility, adverse air quality emission or other health and safety risks, including structural deficiencies required by the DSA to be repaired, seismic mitigation of the Most Vulnerable Category 2 Buildings as verified by the DSA, traffic safety or because the pupils reside in remote areas of the district and transportation to existing facilities is not possible or poses a health and safety risk.

SFP Regulation Section 1859.82(a)(1)(A)(1) states,

If the total cost to remain in the classroom or related facility is 50 percent or less than the Current Replacement Cost, the district may qualify for either grant below, as applicable:

- a. Modernization Excessive Cost Hardship Grant for Rehabilitation Costs pursuant to Section 1859.83(e), or
- b. A grant not to exceed 50 percent of the cost estimate that has been reviewed and approved by the OPSC and approved by the Board for seismic repair.

Regulation Section 1859.83(e) states:

Excessive Cost for rehabilitation of facilities the Board has determined are a health and safety risk to the pupils pursuant to Section 1859.82(a)(1) and the cost/benefit analysis to mitigate the problem and remain in the facility is less than 50 percent of the Current Replacement Cost of the facility. The cost/benefit analysis shall not include increased costs associated with high performance related costs or components, with the exception of those high performance components that were pre-existing in the classroom or related facility. If the district qualifies, the district is eligible for funding of Rehabilitation Costs as a modernization project. If the Approved Application is received on or before April 29, 2002, the grant amount provided is 80 percent of the amount of the cost estimate required in Section 1859.82(a)(1) that has been reviewed by the OPSC and approved by the Board. If the Approved Application is received after April 29, 2002, the grant amount provided is 60 percent of the amount of the cost estimate required in Section 1859.82(a)(1) that has been reviewed by the OPSC and approved by the Board. An additional grant may be provided for high performance incentive pursuant to Section 1859.77.4 provided that the high performance points attained are

ATTACHMENT A

related to the scope of the Facility Hardship project. For any project funded in whole or in part from Proposition 47 or Proposition 55 for which the construction contract is awarded prior to January 1, 2012, the district may be eligible for the funding provided to initiate and enforce a LCP as prescribed in Section 1859.78.1(a). For any project for which the construction contract is awarded on January 1, 2012 through June 19, 2014, the grant may be adjusted in the manner prescribed in Section 1859.78.1(b) and subject to the limitations established in Section 1859.78.1(c).

* This application has been processed under the SFP regulations as they read on the date the application was accepted by OPSC (August 30, 2020).

SAB Meeting: December 9, 2020

Modernization – Adjusted Grant Approval

SCHOOL DISTRICT DATA

Application No: 58/66290-00-001
School District: St. Helena Unified

County: Napa
School Name: St. Helena High

PROJECT DATA

Type of Project: Elementary **Application Filing Basis:** Site Specific
Pupils Assigned (Under 50 Yrs) K-6:
 7-8:
 9-12:
 Non-Severe:
 Severe:
Financial Hardship Requested: No **Recommended Acres:** 25.8
Alternative Education School: No **Existing Acres:** 18

ADJUSTED GRANT DATA

Rehabilitation	\$133,366.00
Project Assistance	4,061.00
Total State Share (60%)	137,427.00
District Share (40%)	91,618.00
Total Project Cost	\$229,045.00

PROJECT FINANCING

State Share	
This Project	\$137,427.00
District Share	
Cash Contribution	91,618.00
Financial Hardship	
Total Project Cost	\$229,045.00

HISTORY OF PROJECT COST AND APPORTIONMENT

	Fund Code	Proposition	Previously Authorized	Authorized This Action	Unfunded Approval This Action
<u>State Share</u>					
Modernization/Additional Grant	951-570	51		\$137,427.00	\$137,427.00
<u>District Share</u>					
Cash Contribution				91,618.00	
Total				\$229,045.00	\$137,427.00

Funding Source(s): Proposition 51 Bonds/2016-Nov.

Pursuant to the Board's action on March 11, 2009, this application has been approved and placed on the Unfunded List (Lack of AB 55 Loans). This approval does not constitute a guarantee or commitment of future State funding.

The District shall ensure that it is in compliance with all applicable laws, regulations and certifications it made on the program forms.

Based on the Board's action on June 5, 2017, this project is subject to the Grant Agreement submittal pursuant to School Facility Program Regulation Section 1859.90.4.

The District is responsible for ensuring that the project is compliant with Prevailing Wage Monitoring and/or Labor Compliance Program requirements at the time construction contracts are executed and/or construction commenced.

FACILITY HARDSHIP / REHABILITATION PROGRAM

SCHOOL DISTRICT DATA

School District: Temecula Valley Unified
Application Number: 58/75192-00-001
Total District Enrollment: 29,604
County: Riverside

School Name: Vail Elementary
Project Grade Level: K-5
Financial Hardship: No

TYPE OF REQUEST

State Allocation Board (Board) approval for placement on the Unfunded List (Lack of AB 55 Loans) for a School Facility Program (SFP) Facility Hardship Rehabilitation Project.

Total Project Cost: \$744,737.00
Cost to the State: \$446,842.00

DESCRIPTION

DESCRIPTION OF HEALTH AND SAFETY THREAT

During recent renovation work on the existing Building E at the Vail Elementary School site, it was discovered that large portions of the structural floor framing members were badly deteriorated, due to significant water intrusion. Further investigation revealed a broken sewer line that led to the development of mold within the walls of the building. A report by Orion Structural Engineering, Inc. dated May 8, 2019 confirmed that the structure was in danger of failure and “pose an imminent health and safety threat” and an additional report by MGPA Architecture dated March 23, 2020 concluded “in order to create a safe and occupiable structure these items must be addressed prior to occupancy by children”.

SCOPE OF PROJECT

The scope of this project includes the demolition and replacement of Building E.

STATUS OF SCHOOL SITE

The District anticipates project completion in December 2020.

QUALIFYING CRITERIA

GOVERNMENT/STATE LEVEL CONCURRENCE

The Division of the State Architect has provided written concurrence the industry specialist's structural findings and recommended work to mitigate the structural health and safety threat.

The Eastern Municipal Water District has provided written concurrence to the industry specialist's findings regarding the sewer line deficiencies and recommended work to mitigate the health and safety threat due to the broken sewer line.

Staff Supports the District's Request: Yes

SITE VISIT COMPLETED BY STAFF

Staff accepted detailed reports from an industry specialist in lieu of a site visit.

AUTHORITY

See Attachment A

RECOMMENDATION

Approve the District's request for an unfunded approval for the at the Vail Elementary School site, pursuant to the SFP Regulation Section 1859.82.1(c) as shown on Attachment B.

AUTHORITY

Facility Hardship Program – Rehabilitation Projects
(as of August 31, 2020)

Education Code (EC) Section 17075.10(a) states:

A school district may apply for hardship assistance in cases of extraordinary circumstances. Extraordinary circumstances may include, but are not limited to, the need to repair, reconstruct, or replace the most vulnerable school facilities that are identified as a Category 2 building, as defined in the report submitted pursuant to Section 17317, determined by the department to pose an unacceptable risk of injury to its occupants in the event of a seismic event.

SFP Regulation Section 1859.82 states, “A school district may apply for Facility Hardship, including Seismic Mitigation, Program assistance in cases of extraordinary circumstances that have caused an imminent health and safety threat.”

SFP Regulation Section 1859.82.1 states that “a district is eligible for Facility Hardship funding to repair, replace, or construct School Buildings or related required components that are currently causing a health and safety threat to the students and/or staff. Projects solely to replace components that have reached the end of their useful life, perform routine maintenance or repair, issues resulting from the deferment of routine maintenance or repair, lack of current code compliance, or the addition of components that were not previously existing, do not meet the qualifying criteria of the program. However, this work may be incorporated into a qualifying Facility Hardship application if it is required to be completed to gain DSA approval.”

SFP Regulation Section 1859.82.1(c) states,

Districts may qualify for funding to rehabilitate their School Buildings, components of School Buildings, or school site conditions. Factors to be considered by the Board may include (1) or (2) below:

- (1) School Buildings where the minimum cost to mitigate the health and safety threat and remain in the School Building is 50 percent or less of the Current Replacement Cost.
- (2) Components of the School Buildings or school sites conditions are causing a health and safety threat to students and/or staff.

SAB Meeting: December 9, 2020

Modernization – Adjusted Grant Approval

SCHOOL DISTRICT DATA**Application No:** 58/75192-00-001**County:** Riverside**School District:** Temecula Valley Unified**School Name:** Vail Elementary**PROJECT DATA****Type of Project:** Elementary School **Application Filing Basis:** Site SpecificPupils Assigned (Under 50 Yrs) **K-6:****7-8:****9-12:****Non-Severe:****Severe:****Financial Hardship Requested:** No**Recommended Acres:** 9.5**Alternative Education School:** No**Existing Acres:** 9.99**ADJUSTED GRANT DATA**

Rehabilitation	\$446,842.00
Total State Share (60%)	446,842.00
District Share (40%)	297,895.00
Total Project Cost	\$744,737.00

PROJECT FINANCING

State Share	
This Project	\$446,842.00
District Share	
Cash Contribution	297,895.00
Financial Hardship	
Total Project Cost	\$744,737.00

HISTORY OF PROJECT COST AND APPORTIONMENT

	Fund Code	Proposition	Previously Authorized	Authorized This Action	Unfunded Approval This Action
State Share					
Modernization/Additional Grant	951-570	51		\$446,842.00	\$446,842.00
District Share					
Cash Contribution				297,895.00	
Total				\$744,737.00	\$446,842.00

Funding Source(s): Proposition 51 Bonds/2016-Nov.

Pursuant to the Board's action on March 11, 2009, this application has been approved and placed on the Unfunded List (Lack of AB 55 Loans). This approval does not constitute a guarantee or commitment of future State funding.

The District shall ensure that it is in compliance with all applicable laws, regulations and certifications it made on the program forms.

Based on the Board's action on June 5, 2017, this project is subject to the Grant Agreement submittal pursuant to School Facility Program Regulation Section 1859.90.4.

The District is responsible for ensuring that the project is compliant with Prevailing Wage Monitoring and/or Labor Compliance Program requirements at the time construction contracts are executed and/or construction commenced.

State of California
State Allocation Board

FULL-DAY KINDERGARTEN FACILITIES GRANT PROGRAM

This Resolution of the State Allocation Board (hereafter referred to as the “Board”) is applicable to the appropriate sections of the Education Code and is described and filed in the office of the Executive Officer and will be made available to all interested parties as the Resolution pertains to the documents attached hereto. Said documents were acted upon by the Board at its meeting on December 9, 2020.

WHEREAS, the Board has determined to be approvable a number of projects for new construction or retrofit eligibility of kindergarten facilities for school districts, it is making apportionments and/or adjustments for the grant amounts for projects that meet the Board’s criteria for the apportionment of grants pursuant to Education Code Section 17375.

NOW THEREFORE, BE IT RESOLVED:

1. The Board anticipates that the school district(s) will pay certain capital expenditures in connection with some or all of the project(s) cost.
2. The Board, acting on behalf of the State, hereby declares that it is the State’s official intent to use General Fund proceeds that are available for such purpose, consistent with the requirements of law that are in effect at the time the funds are available, to provide grants, in accordance with applicable laws and regulations.
3. This Resolution shall be continuously available for inspection by the general public during normal business hours at the office of the Board at 707 Third Street, 6th Floor, West Sacramento, California, commencing within one week after the date of enactment of this Resolution.

SCHOOL DISTRICT DATA**Application No:** 70/71860-00-004**County:** Tulare**School District:** Cutler-Orosi Joint Unified**School Name:** Cutler Elementary**PROJECT DATA**

Type of Project:	New Construction	Application Filing Basis:	Site Specific
Pupils Assigned:	100		
Classroom(s):	4		
Financial Hardship Requested:	Yes	Recommended Acres:	
Preference Points:	74	Existing Acres:	

ADJUSTED GRANT DATA

New Construction	\$ 1,219,700.00
Automatic Fire Detection/Alarm	1,500.00
Site Development	426,895.00
Total State Share (50%)	1,648,095.00
District Share (50%)	1,648,095.00
Total Project Cost	\$ 3,296,190.00

PROJECT FINANCING

State Share	
This Project	\$1,648,095.00
District Share	
Financial Hardship	1,648,095.00
Total Project Cost	\$ 3,296,190.00

HISTORY OF PROJECT COST AND APPORTIONMENT

	Fund Code	Previously Authorized	Authorized This Action	Apportionment This Action
<u>State Share</u>				
New Construction/Additional Grant	1027-1819	\$ 1,668,595.00	\$ (20,500.00)	\$ (20,500.00)
<u>District Share</u>				
Financial Hardship	1027-1819	1,668,595.00	(20,500.00)	(20,500.00)
Total		\$3,337,190.00	\$ (41,000.00)	\$ (41,000.00)

Funding Source: General Fund Full-Day Kindergarten Facilities Grant Program

This project is being amended as a result of the removal of the previously authorized additional grant for automatic sprinkler system, which was not included in the approved plans and specifications.

The District shall ensure that it is in compliance with all applicable laws, regulations and certifications it made on the program forms.

This project is subject to the Grant Agreement submittal pursuant to Regulation Section 1860.17.

The District qualifies for financial hardship pursuant to Regulation Section 1860.14(a)(1). The District has demonstrated it is financially unable to provide all or a part of the matching funds and is levying the developer fees or equal alternative revenue source justified by law. The District's outstanding bonded indebtedness at the date of request (April 11, 2019) is at least 60 percent of its total bonding capacity.

Advance funds in the amount of \$487,880.00 were previously released to the District. The remaining funds in the amount of \$2,808,310.00 (\$3,296,190.00 less advance funds released and available district contribution) will be released by OPSC upon the receipt of a valid, signed Grant Agreement as specified in Regulation Section 1860.17 and a complete Fund Release Request (Form SAB 70-02).

Pursuant to Regulation Section 1860.19(b) any funding not expended on eligible project expenditures prior to completion of the project, as specified in Regulation Section 1860.18, must be returned to the State.

The District is responsible for ensuring that the project is compliant with Prevailing Wage Monitoring and/or Labor Compliance Program requirements at the time construction contracts are executed and/or construction commenced.

Unused Sites Program

UNUSED SITES PROGRAM **ASSESSMENTS, ADDITIONS, WAIVERS, REDUCTION** **OF FEES AND DELETIONS**

PURPOSE OF REPORT

To request the State Allocation Board (Board) approve the following reports:

- Unused School Site Payments (Attachment B)
- Waivers of Assessment of Fees for Unused School Sites (Attachment C)
- Reduction of Fees for Unused School Sites (Attachment D)
- Added Unused School Sites (Attachment E)
- Deleted Unused School Sites (Attachment F)

DESCRIPTION

Current statute requires all school districts to report their unused sites to the Board on an annual basis. Using the information provided, the school districts are assessed a fee for each unused site equal to one percent of the value of the site. A school district may request a waiver or a reduction of the fee for any site, provided that the school district meets certain criteria for the use of the site. School districts are also required to report any newly acquired site or sites that are no longer being used for school purposes. A site may be deleted from the Unused Sites Program when a school district sells a site, begins construction on a site or reopens a site for school purposes.

This item is requesting the Board approve the nonuse payments, waivers, reduction of fees, additions and deletions for unused school sites as shown on the attachments.

AUTHORITY

Please see Attachment A.

BACKGROUND

As required by law, all school districts are required to report any unused school sites to the Board annually. The school districts self-certify requests for waivers and reduction of fees based on certain criteria outlined in Education Code Section 17219. In addition, school districts are required to report any newly acquired or closed school sites. An unused school site may be deleted if a school district has sold, constructed a new school or reopened a previously closed school site.

Funds collected by the State Controller's Office are transferred to the State School Site Utilization Fund.

STAFF ANALYSIS/STATEMENTS

Unused School Site Payments

The school districts on Attachment B are being assessed unused school site fees based on the self-certified reports submitted to the Office of Public School Construction. This information will authorize the State Controller's Office to withhold an amount equal to the school districts' total assessed fee, in four equal installments, during the months of February through May as prescribed in law. A total of \$6,379,454 will be withheld for the Fiscal Year 2019/2020.

Waivers of Assessment of Fees for Unused School Sites

Attachment C lists school districts that have submitted self-certified documents requesting a waiver of the unused school site assessment due to the State. The school districts must meet any one of the following conditions to be eligible for a waiver:

- a) The school district has resolved to use the site for the purpose for which it was intended within a specified period of time (will be used within 1, 2 or 3 years);
- b) The site has a value less than the exemption amount of \$50,454 for the current Fiscal Year (below minimum);
- c) The school district has advertised the school site for sale and received no bids that, in the judgment of the Board, reflect the fair market value of the property (Attempted to sell);
- d) The site was used for at least one-half of the year for purposes as specified in law (community use, child care program);
- e) The site was leased for at least one-half of the year to a tenant that is paying possessory taxes on the site (leased to tenant); or,
- f) Nonuse payments would cause the school district to receive less than \$120 per pupil in average daily attendance in the school district during the preceding school year (Basic Aid).

Reduction of Fees for Unused School Sites

The school district listed on Attachment D is requesting a reduction of unused school site fees for either of the following reasons as self-certified by the school district:

- a) The payment of bond debt service costs that are directly related to the actual construction of school facilities; or,
- b) A modification of the adjusted value of the site.

If the debt service amount is less than the unused school site fee assessment, the specific percentage of reduction will be reflected on Attachment D.

Added Unused School Sites

The school districts on Attachment E have reported newly acquired school sites or closed school sites, as required by law. Newly acquired school sites will not be subject to an unused school site fee for a period of five years from the date of acquisition for elementary school districts with any grade combination of Kindergarten (K) through eight and for all unified school districts with sites designated for K through six. Any high school districts or unified school districts with sites designated for grades seven through twelve will not be assessed an unused school site fee for a period of seven years. Any unused school site that has previously been utilized as a school but is no longer in use for school purposes, will not be subject to an unused school site fee for a period of five years.

Deleted Unused School Sites

Attachment F lists the unused school sites that have been sold, have begun or completed construction, opened or reopened for school purposes, based on self-certification by the school districts. These school sites will no longer be assessed an unused school site fee.

RECOMMENDATIONS

1. Authorize the State Controller's Office to withhold each school district's nonuse payments as listed on Attachment B.
2. Approve the waivers as shown on Attachment C.
3. Approve the nonuse payment reductions as shown on Attachment D.
4. Approve the added unused school sites as shown on Attachment E.
5. Approve the deletion of unused school sites as shown on Attachment F.

ATTACHMENT A

Education Code (EC) Section 17219. (a) Whenever a school district acquires or has acquired a site for school purposes, as determined by the State Allocation Board, and does not use the site within (1) five years of the date of acquisition for the kindergarten, if any, and any of grades 1 to 8, inclusive, maintained by an elementary school district or a unified school district, or, (2) seven years of the date of acquisition for any of grades 7 to 12, inclusive, maintained by a high school district or a unified school district, or if a school district has a site at any grade level that has previously been used but has not been used for school purposes within the preceding five years, the school district shall be subject to nonuse payments, unless the State Allocation Board, from time to time, makes a determination that the school district will utilize the property for the purpose for which it was intended within a reasonable period of time, in a specific amount for each additional year in which the site is retained and not used by the district beyond the foregoing specified periods, except the first additional year shall be deemed to end not earlier than April 30, 1973.

(b) Payment shall not be required under this section as to any site having a value of twenty thousand dollars (\$20,000) or less. Commencing on January 1, 1988, and annually thereafter, the State Allocation Board shall increase this exemption figure by the amount of the current fiscal year inflation adjustment specified in Section 42238.1, if any.

(c) The payments required shall be computed by the Executive Officer of the State Allocation Board and certified to the Controller, and payments shall be equal to one one-hundredth (1/100) of the original purchase price of the site modified by either a factor reflecting the change in assessed value of all lands in the state from the date of purchase of the site to the current date or any other factor that in the determination of the State Allocation Board is applicable to the site under consideration.

(d) Whenever the State Allocation Board has determined that a school district in good faith has, within the preceding year, advertised the schoolsite for sale to the highest bidder pursuant to the provisions of Article 4 (commencing with Section 17455) of Chapter 4 of Part 10.5 and has received no bids that in the judgment of the State Allocation Board reflect the fair market value of the property, the Executive Officer of the State Allocation Board shall not compute any nonuse payments for the site for a period of one year beyond the date of the determination.

(e) Nonuse payments shall not be required for any year with respect to a schoolsite that for one-half or more of the number of days of that year has been utilized for any of the following purposes:

(1) By the school district, or by any other governmental entity pursuant to agreement with the school district, for school purposes, for use as a civic center, or for community playground, playing field, or other outdoor recreational purposes. "Civic center," for this purpose, means a site used for one or more of the purposes described in Section 40041.

(2) By the State Allocation Board, pursuant to agreement with the school district, for the storage of emergency portable classrooms.

(3) By the school district, or by any other public or private entity pursuant to agreement with the school district, for the operation of a child care program.

(f) Nonuse payments shall not be required for any year with respect to a schoolsite that was leased at least one-half of the days in that year in a manner that subjected the site to property taxes equal to the taxes that would have been paid if the site had been sold.

EC Section 17221. The amount of any nonuse payments required of any school district under Section 17219 shall be reduced, without regard to fiscal year, by the amount of the proceeds, resulting from the lease of district property that is subject to that section, that are expended by the district the payment of bond debt service costs that are directly related to the actual construction of school facilities.

EC Section 17222. The Controller shall, during the next fiscal year following that in which the Executive Officer of the State Allocation Board certifies to him or her the amount of payment, deduct the total amount of the payment of each district in equal amounts from each of the February, March, April and May installments of the apportionments made to the district from the State School Fund under Sections 46304, 46305, and 41050, Sections 41330 to 41343, inclusive, and Sections 41600 to 41972, inclusive, whichever are in effect. However, in no event shall the deductions exceed an amount which would result in a district's receiving, in any school year, from the State School Fund, less than one hundred twenty dollars (\$120) per pupil in average daily attendance in the district during the preceding school year. On order of the Controller, the amount so deducted shall be transferred to the State School Site Utilization Fund which is hereby created.

EC Section 17223. (a) Whenever a school district has either begun to use an unused site or has sold that site within two years of the date the Controller, pursuant to Section 17222, has deducted a certified nonuse payment from the district's State School Fund apportionment, the State Allocation Board shall certify that fact to the Controller. The Controller shall then cease to withhold any additional payments and shall return to the district from the State School Site Utilization Fund the payments, without interest, which had been withheld for the particular site during the prior fiscal year and the current fiscal year.

(b) If the school district begins to use or has sold the site more than two years after the aforesaid date, the State Allocation Board shall so certify to the Controller and no further payments shall be withheld as specified in Section 17222.

EC Section 17224. Any funds in the State School Site Utilization Fund, including interest, that are not subject to return to a school district pursuant to Section 17223 shall revert to the Deferred Maintenance Fund.

Unused Sites Assessments
Fiscal Year 2019/2020
ATTACHMENT B

County: **ALAMEDA**

CDS #	District	Site	Assessed Value	Annual Payment
75101	Pleasanton Unified	JOSHUA A. NEAL ELEMENTARY (946-1350-013)	\$6,263,010	\$62,630
DISTRICT TOTAL:				\$62,630

CDS #	District	Site	Assessed Value	Annual Payment
61309	San Lorenzo Unified	MARTIN (Unknown)	\$6,466,278	\$64,663
DISTRICT TOTAL:				\$64,663

ALAMEDA COUNTY TOTAL: \$127,293

County: **BUTTE**

CDS #	District	Site	Assessed Value	Annual Payment
75507	Gridley Unified	RANDOLPH PROPERTY (Unknown)	\$786,821	\$7,868
DISTRICT TOTAL:				\$7,868

CDS #	District	Site	Assessed Value	Annual Payment
61513	Paradise Unified	BRAKEBILL (HORACE) ELEMENTARY (Unknown)	\$187,806	\$1,878
		ROSEWOOD (065-270-003-000)	\$1,608,763	\$16,088
DISTRICT TOTAL:				\$17,966

BUTTE COUNTY TOTAL: \$25,834

County: **CALAVERAS**

CDS #	District	Site	Assessed Value	Annual Payment
61556	Bret Harte Union High	COPPEROPOLIS HIGH SCHOOL (054-006-033)	\$162,934	\$1,629
DISTRICT TOTAL:				\$1,629

CDS #	District	Site	Assessed Value	Annual Payment
61572	Mark Twain Union Elementary	COPPER COVE DR. (061-025-013)	\$199,638	\$1,996
DISTRICT TOTAL:				\$1,996

CALAVERAS COUNTY TOTAL: \$3,625

Unused Sites Assessments
Fiscal Year 2019/2020
ATTACHMENT B

County: **CONTRA COSTA**

CDS #	District	Site	Assessed Value	Annual Payment
61648	Antioch Unified	CAMARA SCHL. SITE (057-041-001, 057)	\$3,161,881	\$31,619
		HILLCREST (052-460-012-9)	\$981,529	\$9,815
DISTRICT TOTAL:				\$41,434

CDS #	District	Site	Assessed Value	Annual Payment
61721	Liberty Union High	NEW 5TH HIGH SCHOOL (011-210-007,019)	\$1,550,254	\$15,503
		NEW HIGH #4 (018-310-011-4)	\$3,647,694	\$36,477
DISTRICT TOTAL:				\$51,980

CDS #	District	Site	Assessed Value	Annual Payment
61754	Mt. Diablo Unified	ALVES RANCH (11.26 ACRES) (094-780-017-6)	\$1,843,519	\$18,435
DISTRICT TOTAL:				\$18,435

CDS #	District	Site	Assessed Value	Annual Payment
61788	Pittsburg Unified	HARBOR STREET (088-300-018)	\$3,747,722	\$37,477
DISTRICT TOTAL:				\$37,477

CDS #	District	Site	Assessed Value	Annual Payment
61796	West Contra Costa Unified	ADAMS MIDDLE (520-032-002, 520)	\$2,848,363	\$28,484
		SEAVIEW ELEMENTARY (403-482-043, 403)	\$7,853,255	\$78,533
DISTRICT TOTAL:				\$107,017

CONTRA COSTA COUNTY TOTAL: \$256,343

County: **EL DORADO**

CDS #	District	Site	Assessed Value	Annual Payment
10090	El Dorado County Office of Ed.	TAHOE HOUSE (032-203-031-100)	\$199,537	\$1,995
DISTRICT TOTAL:				\$1,995

EL DORADO COUNTY TOTAL: \$1,995

Unused Sites Assessments
Fiscal Year 2019/2020
ATTACHMENT B

County: **FRESNO**

CDS #	District	Site	Assessed Value	Annual Payment
73965	Central Unified	SIERRA/CONSTANCE (30619038,37,12)	\$2,427,789	\$24,278
DISTRICT TOTAL:				\$24,278

CDS #	District	Site	Assessed Value	Annual Payment
62117	Clovis Unified	MILLERTON NEW TOWN ELEMENTARY (300-541-04, 07 &)	\$465,543	\$4,655
DISTRICT TOTAL:				\$4,655

CDS #	District	Site	Assessed Value	Annual Payment
62166	Fresno Unified	KONKEL PROJECT (331-13-20T)	\$1,264,408	\$12,644
DISTRICT TOTAL:				\$12,644

CDS #	District	Site	Assessed Value	Annual Payment
62265	Kings Canyon Joint Unified	10906 S FRANKWOOD AVE., REEDLEY (370-020-52)	\$273,731	\$2,737
		DISTRICT OPERATIONS-ALTA (373-350-14)	\$984,190	\$9,842
DISTRICT TOTAL:				\$12,579

CDS #	District	Site	Assessed Value	Annual Payment
75275	Sierra Unified	MILLERTON (Unknown)	\$551,012	\$5,510
		SIERRA ELEMENTARY (138-140-39)	\$92,565	\$926
DISTRICT TOTAL:				\$6,436

CDS #	District	Site	Assessed Value	Annual Payment
76778	Washington Unified	NEW MIDDLE SITE 1 (238-150-26 & 140)	\$632,205	\$6,322
DISTRICT TOTAL:				\$6,322

FRESNO COUNTY TOTAL: \$66,914

Unused Sites Assessments
Fiscal Year 2019/2020
ATTACHMENT B

County: **GLENN**

CDS #	District	Site	Assessed Value	Annual Payment
62646	Princeton Joint Unified	CODORA SCHOOL (Unknown)	\$51,164	\$512
DISTRICT TOTAL:				\$512
GLENN COUNTY TOTAL:				\$512

County: **IMPERIAL**

CDS #	District	Site	Assessed Value	Annual Payment
63073	Brawley Elementary	PARKSIDE ESTATES (046-349-03-01)	\$1,115,991	\$11,160
DISTRICT TOTAL:				\$11,160

CDS #	District	Site	Assessed Value	Annual Payment
63107	Calipatria Unified	CALIPATRIA HIGH - FARM (023-060-10)	\$151,731	\$1,517
DISTRICT TOTAL:				\$1,517

CDS #	District	Site	Assessed Value	Annual Payment
63214	San Pasqual Valley unified	OGILBY (Unknown)	\$57,161	\$572
DISTRICT TOTAL:				\$572

IMPERIAL COUNTY TOTAL: \$13,249

County: **KERN**

CDS #	District	Site	Assessed Value	Annual Payment
63412	Delano Joint Union High	M.D.B. & M SITE (520-010-01-00-7)	\$564,988	\$5,650
DISTRICT TOTAL:				\$5,650

CDS #	District	Site	Assessed Value	Annual Payment
63404	Delano Union Elementary	CNG & MOT FACILITY (521-090-17/27)	\$679,758	\$6,798
DISTRICT TOTAL:				\$6,798

Unused Sites Assessments

Fiscal Year 2019/2020

ATTACHMENT B

CDS #	District	Site	Assessed Value	Annual Payment
63438	Edison Elementary	EUCALYPTUS PROPERTY (388 40 12)	\$950,936	\$9,509
		EUCALYPTUS PROPERTY 2 (9.22 ACRES) (388-140-03)	\$1,613,662	\$16,137
DISTRICT TOTAL:				\$25,646

CDS #	District	Site	Assessed Value	Annual Payment
63503	Greenfield Union	FUTURE SCHOOL SITE (518-040-12)	\$2,148,797	\$21,488
		New McKee Elementary (517-030-04)	\$2,891,974	\$28,920
DISTRICT TOTAL:				\$50,408

CDS #	District	Site	Assessed Value	Annual Payment
10157	Kern County Office of Education	COTTONWOOD ROAD (170-270-18)	\$1,267,335	\$12,673
DISTRICT TOTAL:				\$12,673

CDS #	District	Site	Assessed Value	Annual Payment
63552	Lakeside Union	LAKESIDE #4 (542-010-05-3)	\$285,532	\$2,855
		LAKESIDE #5 (27 ACRES) (542-010-07-9)	\$791,839	\$7,918
DISTRICT TOTAL:				\$10,773

CDS #	District	Site	Assessed Value	Annual Payment
63594	Lost Hills Union Elementary	SECTION 3 (AP069-011-049)	\$57,161	\$572
DISTRICT TOTAL:				\$572

CDS #	District	Site	Assessed Value	Annual Payment
63628	Maricopa Unified	42-280-05 (Unknown)	\$416,518	\$4,165
DISTRICT TOTAL:				\$4,165

CDS #	District	Site	Assessed Value	Annual Payment
63677	Mojave Unified	LOT 332 (Unknown)	\$420,855	\$4,209
		RED ROCK ELEMENTARY (181050048)	\$1,103,092	\$11,031
DISTRICT TOTAL:				\$15,240

Unused Sites Assessments
Fiscal Year 2019/2020
ATTACHMENT B

CDS #	District	Site	Assessed Value	Annual Payment
63578	Richland Union Elementary	SITE 5-KIRSCHENMANN (026-160-10)	\$70,239	\$702
DISTRICT TOTAL:				\$702

CDS #	District	Site	Assessed Value	Annual Payment
73742	Sierra Sands Unified	WARD & DOWNS (Unknown)	\$283,243	\$2,832
DISTRICT TOTAL:				\$2,832

CDS #	District	Site	Assessed Value	Annual Payment
63776	Southern Kern Unified	SCRUGGS (Unknown)	\$342,613	\$3,426
		WILLOW SPRINGS ROAD (Unknown)	\$200,077	\$2,001
		DISTRICT TOTAL:		\$5,427

CDS #	District	Site	Assessed Value	Annual Payment
63792	Standard Elementary	NEW SITE (Unknown)	\$1,117,309	\$11,173
DISTRICT TOTAL:				\$11,173

CDS #	District	Site	Assessed Value	Annual Payment
63826	Tehachapi Unified	ALPINE FOREST SITE (325-031-01-00-7)	\$174,980	\$1,750
		CHERRY LANE SITE (416-110-14)	\$287,029	\$2,870
		MOUNTAIN MEADOWS SITE (223-272-01-00-1)	\$251,725	\$2,517
		STALLION SPRINGS SITE 2 (318-200-01-00)	\$322,330	\$3,223
		DISTRICT TOTAL:		\$10,360

KERN COUNTY TOTAL: \$162,419

County: **KINGS**

CDS #	District	Site	Assessed Value	Annual Payment
73932	Reef-Sunset Unified	N/W TOWNSHIP (SEE FOLDER) (Unknown)	\$75,454	\$755
DISTRICT TOTAL:				\$755

KINGS COUNTY TOTAL: \$755

Unused Sites Assessments
Fiscal Year 2019/2020
ATTACHMENT B

County: **LOS ANGELES**

CDS #	District	Site	Assessed Value	Annual Payment
64246	Antelope Valley Union High	70TH STR WEST & AVENUE 1 (77.33 ACRES) (3268-022-031)	\$3,383,529	\$33,835
		HIGH SCHOOL #11 (3219-001-004, 00)	\$511,586	\$5,116
		HIGH SCHOOL #9 (3051-027-011, 01)	\$3,266,119	\$32,661
		LEONA VALLEY (MESSER RANCH) (3206-006-900,901)	\$4,596,174	\$45,962
DISTRICT TOTAL:				\$117,574
CDS #	District	Site	Assessed Value	Annual Payment
64345	Castaic Union	APN 3270-015-900 (Unknown)	\$68,592	\$686
		APN 3270-017-904 (Unknown)	\$106,671	\$1,067
		APN 3272-034-907 (Unknown)	\$68,592	\$686
DISTRICT TOTAL:				\$2,439
CDS #	District	Site	Assessed Value	Annual Payment
73437	Compton Unified	MARSHALL KING (Unknown)	\$21,143,662	\$211,437
DISTRICT TOTAL:				\$211,437
CDS #	District	Site	Assessed Value	Annual Payment
64444	Culver City Unified	BETSY ROSS ELEMENTARY (Unknown)	\$6,247,963	\$62,480
		WASHINGTON ELEMENTARY (Unknown)	\$4,927,389	\$49,274
DISTRICT TOTAL:				\$111,754
CDS #	District	Site	Assessed Value	Annual Payment
64527	El Rancho Unified	OBREGON EUGENE A (8123-001-909)	\$6,168,337	\$61,683
DISTRICT TOTAL:				\$61,683
CDS #	District	Site	Assessed Value	Annual Payment
64568	Glendale Unified	GLENDALE ADMIN BLDG 15000 SQ FT 5642-017-902 (5642-017-902, 90)	\$2,889,535	\$28,895
DISTRICT TOTAL:				\$28,895

Unused Sites Assessments
Fiscal Year 2019/2020
ATTACHMENT B

CDS #	District	Site	Assessed Value	Annual Payment
64642	Keppel Union Elementary	CALIFORNIA CITY (Unknown)	\$53,523	\$535
DISTRICT TOTAL:				\$535

CDS #	District	Site	Assessed Value	Annual Payment
64667	Lancaster Elementary	ELEMENTARY SITE #22 (3153-002-15,16,1)	\$4,321,400	\$43,214
		MIDDLE #21 (3153-010-900)	\$3,024,655	\$30,247
		SITE #24 (3105-017-900)	\$3,793,226	\$37,932
		SITE 19 (3176-20-900)	\$322,255	\$3,223
DISTRICT TOTAL:				\$114,616

CDS #	District	Site	Assessed Value	Annual Payment
64733	Los Angeles Unified	COLLINS (2146-004-904)	\$8,991,435	\$89,914
		ELA STAR #1 (5234-012-900)	\$55,809	\$558
		HARRISON STREET ELEMENTARY (5229-017-904)	\$58,909	\$589
		HIGHLANDER EL (2028-028-900)	\$7,425,828	\$74,258
		LOS ANGELES ACADEMY MIDDLE (5101-005-900)	\$713,117	\$7,131
		OSO EL (2151-0154-900)	\$7,270,808	\$72,708
		PLATT RANCH EL (2047-007-900)	\$9,592,235	\$95,922
DISTRICT TOTAL:				\$341,080

CDS #	District	Site	Assessed Value	Annual Payment
64857	Palmdale Elementary	BLACKBIRD ELEMENTARY (3051-014-900, 90)	\$2,351,799	\$23,518
		FREDERICK W. STRASBURG SCHOOL (3019-011-901-920)	\$3,800,446	\$38,004
DISTRICT TOTAL:				\$61,522

CDS #	District	Site	Assessed Value	Annual Payment
65102	Westside Union Elementary	4830 QUARTZ HILL ROAD (3101-017-011)	\$211,813	\$2,118
		BELLVIEW (3001-005-901)	\$181,261	\$1,813
		L-12 & 82ND STREET WEST (3248-022-002)	\$984,412	\$9,844
		NEENACH ELEMENTARY (3275-013-903 & 3)	\$264,039	\$2,640
		QUARTZ HILL ROAD PROPERTY (3101-017-012)	\$195,525	\$1,955
		TUMBLEWEED HEIGHTS (3262-015-900)	\$86,672	\$867
DISTRICT TOTAL:				\$19,237

Unused Sites Assessments
Fiscal Year 2019/2020
ATTACHMENT B

CDS #	District	Site	Assessed Value	Annual Payment
65136	William S. Hart Union High	SIERRA ESTATES II (2813-018-900)	\$2,947,280	\$29,473
		VASQUEZ CANYON (CATTERALL) (3231-001-901)	\$837,368	\$8,374
			DISTRICT TOTAL:	\$37,847

LOS ANGELES COUNTY TOTAL: \$1,108,619

County: **MARIN**

CDS #	District	Site	Assessed Value	Annual Payment
65367	Larkspur-Corte Madera	LARKSPUR CORTE MADERA SCH (Unknown)	\$3,991,905	\$39,919
			DISTRICT TOTAL:	\$39,919

CDS #	District	Site	Assessed Value	Annual Payment
65482	Tamalpais Union High	SAN GERONIMO SITE (Unknown)	\$1,781,896	\$17,819
			DISTRICT TOTAL:	\$17,819

MARIN COUNTY TOTAL: \$57,738

County: **MARIPOSA**

CDS #	District	Site	Assessed Value	Annual Payment
65532	Mariposa County Unified	HORNITOS (011-190-005)	\$303,537	\$3,035
		YAQUI GULCH (17-540-10)	\$413,628	\$4,136
		YOSEMITE WEST (06-070-32)	\$165,318	\$1,653
			DISTRICT TOTAL:	\$8,824

MARIPOSA COUNTY TOTAL: \$8,824

County: **MENDOCINO**

CDS #	District	Site	Assessed Value	Annual Payment
65581	Mendocino Unified	OLD GRAMMAR SCHOOL REC CENTER SITE (119-140-19)	\$170,999	\$1,710
			DISTRICT TOTAL:	\$1,710

MENDOCINO COUNTY TOTAL: \$1,710

Unused Sites Assessments
Fiscal Year 2019/2020
ATTACHMENT B

County: **MERCED**

CDS #	District	Site	Assessed Value	Annual Payment
65631	Atwater Elementary	ATWATER-JORDAN (056-084-018)	\$391,402	\$3,914
		AVE ONE (005-110-14)	\$475,821	\$4,758
		JUNIPER AVENUE (004-010-026)	\$96,457	\$965
DISTRICT TOTAL:				\$9,637

CDS #	District	Site	Assessed Value	Annual Payment
65748	Livingston Union	NEW SCHOOL SITE (047-170-011)	\$544,892	\$5,449
DISTRICT TOTAL:				\$5,449

CDS #	District	Site	Assessed Value	Annual Payment
65771	Merced City Elementary	PAULSON ROAD SITE APN 060-730-042 (Unknown)	\$880,700	\$8,807
DISTRICT TOTAL:				\$8,807

CDS #	District	Site	Assessed Value	Annual Payment
65789	Merced Union High	TYLER RD. GERARD AVE (259-130-010)	\$3,062,809	\$30,628
DISTRICT TOTAL:				\$30,628

MERCED COUNTY TOTAL: \$54,521

County: **MONTEREY**

CDS #	District	Site	Assessed Value	Annual Payment
66092	Monterey Peninsula Unified	MONTEREY CAL/RANCHO SAUCI (APN 259-091-011)	\$2,681,910	\$26,819
		MONTEREY CO. HIDDEN HILLS (Unknown)	\$4,191,901	\$41,919
DISTRICT TOTAL:				\$68,738

MONTEREY COUNTY TOTAL: \$68,738

Unused Sites Assessments
Fiscal Year 2019/2020
ATTACHMENT B

County: **NEVADA**

CDS #	District	Site	Assessed Value	Annual Payment
66340	Nevada City	NEVADA CITY CHARTER (05-370-12)	\$519,336	\$5,193
		NEVADA CITY ELEMENTARY (05-370-01)	\$961,159	\$9,612
DISTRICT TOTAL:				\$14,805

CDS #	District	Site	Assessed Value	Annual Payment
66373	Pleasant Ridge Union Elementary	SHARON OAKS (Unknown)	\$81,130	\$811
DISTRICT TOTAL:				\$811

NEVADA COUNTY TOTAL: \$15,616

County: **ORANGE**

CDS #	District	Site	Assessed Value	Annual Payment
66621	Orange Unified	WALNUT (Unknown)	\$375,898	\$3,759
DISTRICT TOTAL:				\$3,759

CDS #	District	Site	Assessed Value	Annual Payment
66670	Santa Ana Unified	MCKINLEY (Unknown)	\$490,165	\$4,902
DISTRICT TOTAL:				\$4,902

ORANGE COUNTY TOTAL: \$8,661

County: **PLACER**

CDS #	District	Site	Assessed Value	Annual Payment
66787	Auburn Union Elementary	ATWOOD (28.3 ACRES) (051-100-070)	\$1,071,537	\$10,715
DISTRICT TOTAL:				\$10,715

CDS #	District	Site	Assessed Value	Annual Payment
66837	Foresthill Union Elementary	FORESTHILL SCHOOL SITE #3 (007-045-084)	\$316,471	\$3,165
DISTRICT TOTAL:				\$3,165

Unused Sites Assessments
Fiscal Year 2019/2020
ATTACHMENT B

CDS #	District	Site	Assessed Value	Annual Payment
66928	Roseville Joint Union High	TRANSPORTATION FACILITY - INDUSTRIAL BLVD (017-122-061)	\$1,327,517	\$13,275
			DISTRICT TOTAL:	\$13,275

CDS #	District	Site	Assessed Value	Annual Payment
66944	Tahoe-Truckee Unified	KINGSWOOD ESTATE (Unknown)	\$890,941	\$8,909
			DISTRICT TOTAL:	\$8,909

PLACER COUNTY TOTAL: \$36,064

County: **RIVERSIDE**

CDS #	District	Site	Assessed Value	Annual Payment
66985	Banning Unified	538-280-002-8 (538-280-002-8)	\$505,487	\$5,055
			DISTRICT TOTAL:	\$5,055

CDS #	District	Site	Assessed Value	Annual Payment
66993	Beaumont Unified	FOURTEENTH STREET (414-070-001)	\$252,880	\$2,529
		LOMA LINDA ELEMENTARY (421-120-009)	\$252,880	\$2,529
		PENNSYLVANIA PROPERTY (419-360-030, 418)	\$301,049	\$3,010
		DISTRICT TOTAL:		\$8,068

CDS #	District	Site	Assessed Value	Annual Payment
73676	Coachella Valley Unified	FUTURE NORTH SHORE (K-8) 40 ACRES 721-110-001 (721-110-001)	\$2,295,626	\$22,956
			DISTRICT TOTAL:	\$22,956

CDS #	District	Site	Assessed Value	Annual Payment
67033	Corona-Norco Unified	RANCHO SERRANO HIGH (283-150-016,017)	\$1,544,190	\$15,442
		ROOSEVELT ELEMENTARY (106-020-004)	\$2,553,385	\$25,534
		DISTRICT TOTAL:		\$40,976

CDS #	District	Site	Assessed Value	Annual Payment
67058	Desert Sands Unified	AVE 39 ELEMENTARY (#6) (679-110-001)	\$5,425,548	\$54,255
		SOUTHWEST INDIO (MADISON STREET) (649-270-1 & 649-)	\$2,446,191	\$24,462
			DISTRICT TOTAL:	\$78,717

Unused Sites Assessments
Fiscal Year 2019/2020
ATTACHMENT B

CDS #	District	Site	Assessed Value	Annual Payment
67082	Hemet Unified	GIBBEL ELEMENTARY (454-400-001)	\$460,472	\$4,605
			DISTRICT TOTAL:	\$4,605

CDS #	District	Site	Assessed Value	Annual Payment
75176	Lake Elsinore Unified	HAYMAN (JEAN) ELEMENTARY (366-070-005)	\$956,035	\$9,560
		WASSON CANYON (349-41-005)	\$162,887	\$1,629
			DISTRICT TOTAL:	\$11,189

CDS #	District	Site	Assessed Value	Annual Payment
67124	Moreno Valley Unified	WILMOT/CACTUS (476-100-012)	\$333,590	\$3,336
			DISTRICT TOTAL:	\$3,336

CDS #	District	Site	Assessed Value	Annual Payment
67173	Palm Springs Unified	KAREN STREET SCHOOL (667-100-006-8)	\$364,310	\$3,643
		PALM DESSERT SCHOOL SITE (653-260-024,025,)	\$3,835,000	\$38,350
		RAMON ROAD 80 ACRES (670-230-006-4)	\$9,460,000	\$94,600
			DISTRICT TOTAL:	\$136,593

CDS #	District	Site	Assessed Value	Annual Payment
67207	Perris Union High	CHOICE 2000 ON-LINE (CHAR) (313-091-001)	\$554,216	\$5,542
			DISTRICT TOTAL:	\$5,542

CDS #	District	Site	Assessed Value	Annual Payment
10330	Riverside County Office of Ed.	Jurupa RLC (170-140-041, 042)	\$2,178,111	\$21,781
			DISTRICT TOTAL:	\$21,781

CDS #	District	Site	Assessed Value	Annual Payment
67249	San Jacinto Unified	MEGAN COPE ELEMENTARY (433-110-028)	\$365,720	\$3,657
		WARREN COVE K-8 (431-250-053)	\$1,440,022	\$14,400
			DISTRICT TOTAL:	\$18,057

RIVERSIDE COUNTY TOTAL: \$356,875

Unused Sites Assessments
Fiscal Year 2019/2020
ATTACHMENT B

County: **SACRAMENTO**

CDS #	District	Site	Assessed Value	Annual Payment
67314	Elk Grove Unified	APN 121-0110-002 (121-0110-002)	\$423,070	\$4,231
DISTRICT TOTAL:				\$4,231

CDS #	District	Site	Assessed Value	Annual Payment
67348	Galt Joint Union Elementary	JEFF JENNINGS (148-0140-044)	\$1,985,414	\$19,854
DISTRICT TOTAL:				\$19,854

CDS #	District	Site	Assessed Value	Annual Payment
75283	Natomas Unified	NORTHPOINTE MIDDLE (225-1060-024,025)	\$5,851,205	\$58,512
		WESTLAKESIDE SITE (225-0030-065)	\$1,039,746	\$10,397
DISTRICT TOTAL:				\$68,909

CDS #	District	Site	Assessed Value	Annual Payment
66928	Robla Elementray	NORWOOD SITE (237-0380-01900&0)	\$2,567,223	\$25,672
DISTRICT TOTAL:				\$25,672

CDS #	District	Site	Assessed Value	Annual Payment
76505	Twin Rivers Unified	EAST NATOMAS EDUCATIONAL COMPLEX 34 ACRES (201-0320-018)	\$9,571,481	\$95,715
		EAST NATOMAS EDUCATIONAL COMPLEX 35ACRES (201-0320-019)	\$9,751,067	\$97,511
		EAST NATOMAS EDUCATIONAL COMPLEX 7.5 ACRES (201-0320-024)	\$4,722,275	\$47,223
		EAST NATOMAS EDUCATIONAL COMPLEX 7.7 ACRE (201-0320-020)	\$9,234,561	\$92,346
		HARMON JOHNSON ELEMENTARY (263-0110-005-000)	\$8,220,075	\$82,201
		MEISTER (225-0170-029)	\$2,342,899	\$23,429
		TERRACE PARK ELEMENTARY (201-0300-102, 10)	\$6,219,377	\$62,194
DISTRICT TOTAL:				\$500,619

SACRAMENTO COUNTY TOTAL: \$619,285

Unused Sites Assessments
Fiscal Year 2019/2020
ATTACHMENT B

County: **SAN BERNADINO**

CDS #	District	Site	Assessed Value	Annual Payment
67587	Adelanto Elementary	New Elementary Site #24 (3128-391-01)	\$1,045,078	\$10,451
		PALMER & EL MIRAGE (457-251-16)	\$223,236	\$2,232
DISTRICT TOTAL:				\$12,683

CDS #	District	Site	Assessed Value	Annual Payment
75077	Apply Valley Unified	APN: 441-041-35 (441-041-35)	\$114,527	\$1,145
		RANCHERIAS SITE (441-041-02)	\$1,421,971	\$14,220
DISTRICT TOTAL:				\$15,365

CDS #	District	Site	Assessed Value	Annual Payment
73858	Baker Valley Unified	MOUNTAIN PASS ELEMENTARY (Unknown)	\$75,865	\$759
DISTRICT TOTAL:				\$759

CDS #	District	Site	Assessed Value	Annual Payment
67611	Barstow Unified	SCHOOL FARM (Unknown)	\$435,098	\$4,351
DISTRICT TOTAL:				\$4,351

CDS #	District	Site	Assessed Value	Annual Payment
67652	Chaffey Joint Union High	HIGH SCHOOL #9 (SAN SEVAINE FONTANA) (228-021-28,27)	\$9,317,036	\$93,170
DISTRICT TOTAL:				\$93,170

CDS #	District	Site	Assessed Value	Annual Payment
67710	Fontana Unified	BIRCH CONTINUATION HIGH EXPANSION (0243-191-04)	\$447,665	\$4,477
DISTRICT TOTAL:				\$4,477

Unused Sites Assessments
Fiscal Year 2019/2020
ATTACHMENT B

CDS #	District	Site	Assessed Value	Annual Payment
75044	Hesperia Unified	CEDAR GLEN 14.77 ACRES (3046-101-23,24,1)	\$579,983	\$5,800
		EL CENTRO 13.49 ACRES (405-372-42,43)	\$457,541	\$4,575
		JUNIPER STREET (0413-011-08)	\$276,695	\$2,767
DISTRICT TOTAL:				\$13,142

CDS #	District	Site	Assessed Value	Annual Payment
67777	Morongo Unified	2 MILE ROAD/ENCELIA (0612-231-05)	\$87,974	\$880
DISTRICT TOTAL:				\$880

CDS #	District	Site	Assessed Value	Annual Payment
67801	Needles Unified	AMBOY ELEMENTARY (055-613-10)	\$78,806	\$788
		ESSEX ELEMENTARY (0655-131-03-0000)	\$126,444	\$1,264
		GRACE HENDERSON ELEMENTARY (Unknown)	\$82,992	\$830
DISTRICT TOTAL:				\$2,882

CDS #	District	Site	Assessed Value	Annual Payment
67868	Rim of the World Unified	CRESTLINE ELEMENTARY (343-111-04)	\$314,222	\$3,142
DISTRICT TOTAL:				\$3,142

CDS #	District	Site	Assessed Value	Annual Payment
67876	San Bernadino City Unified	HIGHLAND-CYPRESS II (1192-361-01)	\$146,181	\$1,462
DISTRICT TOTAL:				\$1,462

CDS #	District	Site	Assessed Value	Annual Payment
10363	San Bernadino COE	Adelanto Early Education Center (3128-521-09)	\$140,640	\$1,406
		APPLE VALLEY COUNTY HIGH (3087-341-37)	\$1,359,513	\$13,595
		BEAR VALLEY COMMUNITY DAY (2328-103-02)	\$523,492	\$5,235
		Chino Hills Early Ed Center (1013-421-09 to12)	\$2,812,784	\$28,128
		HESPREIA EARLY ED CENTER (3072-241-17)	\$781,327	\$7,813
		HIGHLAND COMMUNITY (1191-201-12)	\$781,327	\$7,813
		VICTORVILLE CENTRAL COMMUNITY (0477-132-47)	\$337,533	\$3,375
		yucca valley cds (0601-551-27)	\$1,384,068	\$13,841
DISTRICT TOTAL:				\$81,206

Unused Sites Assessments
Fiscal Year 2019/2020
ATTACHMENT B

CDS #	District	Site	Assessed Value	Annual Payment
73957	Snowline Joint Unified	PROPERTY ON CAUGHLIN ROAD (3102-431-03, 04)	\$197,345	\$1,973
		PROPERTY ON DUNCAN ROAD (3098-311-11-0000)	\$349,005	\$3,490
		PROPERTY ON GOSS ROAD (3069-141-12-0000)	\$148,814	\$1,488
		PROPERTY ON LA MESA (APN 08, 09, 10) (3097-391-07-0000)	\$72,182	\$722
		PROPERTY ON LUNA & BELLFLOWER (3133-131-08)	\$210,502	\$2,105
		PROPERTY ON OLIVINE & ASTER (3133-181-07)	\$55,550	\$556
			DISTRICT TOTAL:	\$10,334

CDS #	District	Site	Assessed Value	Annual Payment
67918	Victor Elementary	ADDITIONAL LAND - GTE (0480-021-50,51)	\$111,618	\$1,116
		ADDITIONAL LAND - IR/AC (477-393-01)	\$87,509	\$875
		LOCUST PROPERTY (3093-231-03-0000)	\$6,619,193	\$66,192
		MOJAVE VISTA ELEMENTARY (0478-021-17-0000)	\$1,198,036	\$11,980
		SANDSTONE (3104-231-07-0000)	\$191,241	\$1,912
			DISTRICT TOTAL:	\$82,075

SAN BERNADINO COUNTY TOTAL: \$325,928

County: **SAN DIEGO**

CDS #	District	Site	Assessed Value	Annual Payment
67983	Borrego Springs Unified	198-270-13 (198-270-13)	\$81,971	\$820
			DISTRICT TOTAL:	\$820

CDS #	District	Site	Assessed Value	Annual Payment
73569	Oceanside City Unified	PACIFICA ELEMENTARY (122-190-19-00)	\$6,578,170	\$65,782
			DISTRICT TOTAL:	\$65,782

CDS #	District	Site	Assessed Value	Annual Payment
68338	San Diego Unified	CAMP ELLIOTT 2-JR.HIGH (368-010-03)	\$8,475,570	\$84,756
		SERRA ELEM. (672-450-34)	\$89,539	\$895
			DISTRICT TOTAL:	\$85,651

Unused Sites Assessments
Fiscal Year 2019/2020
ATTACHMENT B

CDS #	District	Site	Assessed Value	Annual Payment
68361	Santee Elementary	ELLIOTT #2 (Unknown)	\$187,852	\$1,879
		SUMMIT SITE (37821013,07,35)	\$3,806,093	\$38,061
			DISTRICT TOTAL:	\$39,940

CDS #	District	Site	Assessed Value	Annual Payment
68411	Sweetwater Union High	HUNTE (643-612-15)	\$42,453,117	\$424,531
		WINDMILL FARMS SITE (568-420-14, 15,3)	\$4,224,297	\$42,243
			DISTRICT TOTAL:	\$466,774

CDS #	District	Site	Assessed Value	Annual Payment
75614	Valley Center-Pauma	NON-ROAD APN 188-141-21 (188-141-21)	\$1,655,225	\$16,552
			DISTRICT TOTAL:	\$16,552

SAN DIEGO COUNTY TOTAL: \$675,519

County: **SAN FRANCISCO**

CDS #	District	Site	Assessed Value	Annual Payment
68478	San Francisco Unified	1101 CONNECTICUT STREET (4287-007)	\$2,375,451	\$23,755
		1235 MISSION STREET (3728-001)	\$3,917,666	\$39,177
		1440 HARRISON SITE (3520 Lot 51)	\$2,450,835	\$24,508
		5TH & MARKET (3705 Lot 42)	\$6,088,892	\$60,889
		SEVENTH AND LAWTON SITE (1030 Lot 1937)	\$534,487	\$5,345
		SIR FRANCIS DRAKE ANNEX (4700 Lot 8)	\$2,271,234	\$22,712
			DISTRICT TOTAL:	\$176,386

SAN FRANCISCO COUNTY TOTAL: \$176,386

County: **SAN JOAQUIN**

CDS #	District	Site	Assessed Value	Annual Payment
68585	Lodi Unified	BRIGHT BEAR CREEK WEST STOCKTON (084-060-07)	\$3,575,725	\$35,757
		GANTNER ELEMENTARY (027-400-02)	\$5,357,685	\$53,577
		PANOUSI MIDDLE SCHOOL SITE (084-050-13)	\$7,617,956	\$76,180
			DISTRICT TOTAL:	\$165,514

Unused Sites Assessments
Fiscal Year 2019/2020
ATTACHMENT B

CDS #	District	Site	Assessed Value	Annual Payment
68676	Stockton Unified	CARPENTER ROAD/HERNANDEZ ELEMENTARY (179-090-13)	\$428,893	\$4,289
			DISTRICT TOTAL:	\$4,289

SAN JOAQUIN COUNTY TOTAL: \$169,803

County: **SAN LUIS OBISPO**

CDS #	District	Site	Assessed Value	Annual Payment
68759	Lucia Mar Unified	ROSEMARY CRAIG MIDDLE (091-181-031-4-2)	\$3,793,226	\$37,932
			DISTRICT TOTAL:	\$37,932

CDS #	District	Site	Assessed Value	Annual Payment
75457	Paso Robles Joint Unified	MARGARET GATES SCHOOL (25-392-014,15,16)	\$3,066,062	\$30,661
			DISTRICT TOTAL:	\$30,661

SAN LUIS OBISPO COUNTY TOTAL: \$68,593

County: **SAN MATEO**

CDS #	District	Site	Assessed Value	Annual Payment
69013	San Bruno Park Elementary	ENGVALLE SCHOOL (019-270-260&270)	\$838,458	\$8,385
			DISTRICT TOTAL:	\$8,385

CDS #	District	Site	Assessed Value	Annual Payment
69070	South San Francisco Unified	SERRA VISTA ELEMENTARY (091-231-070)	\$386,605	\$3,866
			DISTRICT TOTAL:	\$3,866

SAN MATEO COUNTY TOTAL: \$12,251

County: **SANTA BARBARA**

CDS #	District	Site	Assessed Value	Annual Payment
69146	Carpinteria Unified	BAILARD AVENUE PARCEL #1-080-45 AND 46 (1-080-45 & 46)	\$7,141,218	\$71,412
		WHITNEY PROPERTY (Unknown)	\$1,571,195	\$15,712
			DISTRICT TOTAL:	\$87,124

Unused Sites Assessments
Fiscal Year 2019/2020
ATTACHMENT B

CDS #	District	Site	Assessed Value	Annual Payment
75010	Cuyama Joint Unified	4753 CEBRIAN (149-072-07-001-2)	\$71,863	\$719
		4814 MORALES (149-061-12-001-6)	\$72,191	\$722
		4825 CEBRIAN (149-063-05-001-0)	\$64,719	\$647
		4826 SISQUOC (149-035-20-001-0)	\$51,160	\$512
		4832 SISQUOC (149-035-21-002-1)	\$64,718	\$647
DISTRICT TOTAL:				\$3,247

CDS #	District	Site	Assessed Value	Annual Payment
69229	Lompoc Unified	ARTESIA (Unknown)	\$1,074,512	\$10,745
DISTRICT TOTAL:				\$10,745

CDS #	District	Site	Assessed Value	Annual Payment
69344	Vista Del Mar Union Elementary	ADJOINING VISTA DEL MAR (Unknown)	\$1,668,269	\$16,683
DISTRICT TOTAL:				\$16,683

SANTA BARBARA COUNTY TOTAL: \$117,799

County: **SANTA CLARA**

CDS #	District	Site	Assessed Value	Annual Payment
69468	Fremont Union High	SUNNYVALE HIGH (Unknown)	\$14,228,557	\$142,286
DISTRICT TOTAL:				\$142,286

CDS #	District	Site	Assessed Value	Annual Payment
69641	Palo Alto Unified	525 SAN ANTONIO ROAD (Unknown)	\$13,849,341	\$138,493
		CUBBERLEY HIGH (Unknown)	\$18,360,595	\$183,606
		FREEMONT HILLS (Unknown)	\$5,316,146	\$53,161
		GARLAND ELEMENTARY (82493)	\$914,584	\$9,146
DISTRICT TOTAL:				\$384,406

Unused Sites Assessments
Fiscal Year 2019/2020
ATTACHMENT B

CDS #	District	Site	Assessed Value	Annual Payment
69666	San Jose Unified	CAGLIA UNDEVELOPED SITE (701-34-001)	\$6,392,887	\$63,929
		HACIENDA ELEMENTARY (701-32-006)	\$1,112,950	\$11,130
		HENDERSON ELEMENTARY (701-07-016)	\$2,400,029	\$24,000
DISTRICT TOTAL:				\$99,059

CDS #	District	Site	Assessed Value	Annual Payment
69674	Santa Clara Unified	L C CURTIS INTERMEDIATE (290-23-088)	\$21,548,004	\$215,480
		MONTICELLO ELEMENTARY (216-25-004)	\$8,361,016	\$83,610
		PATRICK HENRY INTERMEDIATE (Unknown)	\$21,793,819	\$217,938
DISTRICT TOTAL:				\$517,028

CDS #	District	Site	Assessed Value	Annual Payment
69690	Sunnyvale Elementary	ADAIR ELEMENTARY (165-11-007)	\$4,572,908	\$45,729
		BAYSIDE (Unknown)	\$5,253,503	\$52,535
		DE ANZA ELEMENTARY (Unknown)	\$5,643,072	\$56,431
		HOLLENBECK APN 202-14-010, 002 & 009 (202-14-010, 202-)	\$457,306	\$4,573
DISTRICT TOTAL:				\$159,268

SANTA CLARA COUNTY TOTAL: \$1,302,047

County: **SHASTA**

CDS #	District	Site	Assessed Value	Annual Payment
70094	Pacheco Union Elementary	NORTH RANCHO - APN:054-090-36 (054-090-36)	\$865,983	\$8,660
DISTRICT TOTAL:				\$8,660

SHASTA COUNTY TOTAL: \$8,660

County: **SOLANO**

CDS #	District	Site	Assessed Value	Annual Payment
70540	Fairfield-Suisun Unified	FALLS ELEMENTARY (148-070-006)	\$920,944	\$9,209
DISTRICT TOTAL:				\$9,209

Unused Sites Assessments
Fiscal Year 2019/2020
ATTACHMENT B

CDS #	District	Site	Assessed Value	Annual Payment
70565	Travis Unified	GOLDRIDGE (0166-200-500)	\$10,076,663	\$100,767
		SOUTH TOWN - PAPIN (0136-140-080)	\$5,232,114	\$52,321
DISTRICT TOTAL:				\$153,088

CDS #	District	Site	Assessed Value	Annual Payment
70581	Vallejo City Unified	HIDDENBROOKE VACANT PROPERTY (0182-050-020)	\$1,678,336	\$16,783
DISTRICT TOTAL:				\$16,783

SOLANO COUNTY TOTAL: \$179,080

County: **SONOMA**

CDS #	District	Site	Assessed Value	Annual Payment
70912	Santa Rosa Elementary	FIR RIDGE ELEMENTARY (D40-070-21)	\$802,624	\$8,026
DISTRICT TOTAL:				\$8,026

SONOMA COUNTY TOTAL: \$8,026

County: **STANISLAUS**

CDS #	District	Site	Assessed Value	Annual Payment
75564	Oakdale Joint Unified	BRIDLE RIDGE (063-060-006)	\$892,945	\$8,929
DISTRICT TOTAL:				\$8,929

CDS #	District	Site	Assessed Value	Annual Payment
71217	Patterson Joint Unified	NEW ELEMENTARY SCHOOL (Unknown)	\$447,360	\$4,474
DISTRICT TOTAL:				\$4,474

CDS #	District	Site	Assessed Value	Annual Payment
71233	Roberts Ferry Union Elementary	LA GRANGE SCHOOL (Unknown)	\$713,709	\$7,137
DISTRICT TOTAL:				\$7,137

Unused Sites Assessments

Fiscal Year 2019/2020

ATTACHMENT B

CDS #	District	Site	Assessed Value	Annual Payment
71290	Sylvan Union Elementary	ELEMENTARY SCHOOL SITE #12 (083-004-089)	\$3,540,396	\$35,404
DISTRICT TOTAL:				\$35,404

STANISLAUS COUNTY TOTAL: \$55,944County: **SUTTER**

CDS #	District	Site	Assessed Value	Annual Payment
71464	Yuba City Unified	GROVE/BOGUE ROADS (23023001&002)	\$3,168,227	\$31,682
		SHANGHAI BEND RD & PEORIA DR (55-010-040)	\$234,399	\$2,344
DISTRICT TOTAL:				\$34,026

SUTTER COUNTY TOTAL: \$34,026County: **TULARE**

CDS #	District	Site	Assessed Value	Annual Payment
71795	Allesworth Elementary	ELEMENTARY SCHOOL K-6 333-350-019 (333-350-019)	\$61,667	\$617
DISTRICT TOTAL:				\$617

CDS #	District	Site	Assessed Value	Annual Payment
71803	Alpaugh Unified	FUTURE FAA SITE (311-350-002)	\$390,984	\$3,910
DISTRICT TOTAL:				\$3,910

CDS #	District	Site	Assessed Value	Annual Payment
75325	Farmersville Unified	FUTURE MIDDLE 053 (129-010-11)	\$205,863	\$2,059
		FUTURE MIDDLE 054 (129-010-054)	\$87,509	\$875
		FUTURE MIDDLE 055 (129-010-055)	\$201,405	\$2,014
		FUTURE MIDDLE 056 (129-010-056)	\$201,405	\$2,014
		FUTURE MIDDLE 057 (129-010-057)	\$192,922	\$1,929
		FUTURE MIDDLE 058 (129-010-058)	\$137,188	\$1,372
		FUTURE MIDDLE 059 (129-010-059)	\$87,509	\$875
		FUTURE MIDDLE 060 (50000)	\$87,509	\$875
		FUTURE MIDDLE 061 (129-010-061)	\$87,509	\$875
DISTRICT TOTAL:				\$12,888

Unused Sites Assessments
Fiscal Year 2019/2020
ATTACHMENT B

CDS #	District	Site	Assessed Value	Annual Payment
71944	Hope Elementary	ORANGE GROVE SITE (303-060-011-000)	\$262,526	\$2,625
DISTRICT TOTAL:				\$2,625

CDS #	District	Site	Assessed Value	Annual Payment
75523	Porterville Unified	K-8 GRAMMAR SCHOOL (254-010-014,049)	\$1,562,660	\$15,627
DISTRICT TOTAL:				\$15,627

CDS #	District	Site	Assessed Value	Annual Payment
72090	Rockford Elementary	ROCKFORD SCHOOL (240-150-19)	\$753,995	\$7,540
		ROCKFORD SCHOOL 8 ACRES (236-150-010-000)	\$204,654	\$2,047
DISTRICT TOTAL:				\$9,587

CDS #	District	Site	Assessed Value	Annual Payment
72231	Tulare City Elementary	SEMINOLE/MORRISON PROPERTY (172-010-037)	\$1,222,002	\$12,220
DISTRICT TOTAL:				\$12,220

CDS #	District	Site	Assessed Value	Annual Payment
72256	Visalia Unified	GIDDINGS/FERGUSON (090-300-032-000)	\$482,675	\$4,827
		HOUSTON/ROAD 152 (103-040-040-000)	\$541,664	\$5,417
		LOVERS LANE (127-010-044-000)	\$455,725	\$4,557
		LOVERS LANE/MILL CREEK (098-070-035-000)	\$1,309,583	\$13,096
		MARCIN COURT (085-540-019-000)	\$264,111	\$2,641
		PINKHAM ROAD/'K' ROAD (126-920-008-000)	\$1,094,207	\$10,942
DISTRICT TOTAL:				\$41,480

TULARE COUNTY TOTAL: \$98,954

Unused Sites Assessments
Fiscal Year 2019/2020
ATTACHMENT B

County: **TUOLUMNE**

CDS #	District	Site	Assessed Value	Annual Payment
72348	Columbia Union Elementary	MIDDLE SCHOOL SITE (UNNAMED) (33-090-01)	\$950,464	\$9,505
		SPRINGFIELD COMMUNITY DAY SCHOOL (033-090-04-00)	\$382,893	\$3,829
DISTRICT TOTAL:				\$13,334

TUOLMNE COUNTY TOTAL: \$13,334

County: **VENTURA**

CDS #	District	Site	Assessed Value	Annual Payment
72652	Ventura Unified	FRASER RANCH (063-0-1310045)	\$1,449,772	\$14,498
		JEWETT SITE (131-0-060-015)	\$894,438	\$8,944
		SUDDEN ESTATE (Unknown)	\$818,533	\$8,185
DISTRICT TOTAL:				\$31,627

VENTURA COUNTY TOTAL: \$31,627

County: **YOLO**

CDS #	District	Site	Assessed Value	Annual Payment
72694	Washington Unified	LINDEN ACRES (Unknown)	\$2,542,943	\$25,429
DISTRICT TOTAL:				\$25,429

CDS #	District	Site	Assessed Value	Annual Payment
72702	Winters Jont Unified	WOLFSKILL HIGH (0103-220-030)	\$81,597	\$816
DISTRICT TOTAL:				\$816

YOLO COUNTY TOTAL: \$26,245

Unused Sites Assessments
Fiscal Year 2019/2020
ATTACHMENT B

County: **YUBA**

CDS #	District	Site	Assessed Value	Annual Payment
72736	Marysville Joint Unified	MEADOWS (014-300-070-000)	\$6,697,104	\$66,971
		OLD DOBBINS SCHOOL (Unknown)	\$261,057	\$2,611
		OREGON HOUSE SCHOOL SITE (Unknown)	\$283,353	\$2,834
		W. T. ELLIS CONTINUATION HIGH (Unknown)	\$93,282	\$933
		WHEELER RANCH (014-860-007)	\$629,310	\$6,293
		DISTRICT TOTAL:		\$79,642
		YUBA COUNTY TOTAL:		\$79,642
		<u>CALIFORNIA GRAND TOTAL:</u>		<u>\$6,379,454</u>

ATTACHMENT C

**WAIVERS OF ASSESSMENT OF FEES FOR UNUSED SCHOOL SITES
2019/2020 FISCAL YEAR**

COUNTY	CDS #	District	Site	Parcel Number(s)	Fee Waived - Reason
ALAMEDA	61242	New Haven Unified	Barnard White Middle School	486-51-4-2	Community Use
AMADOR	73981	Amador County Unified	Drytown	No parcel # reported	Community Use
AMADOR	73981	Amador County Unified	Shenandoah	No parcel # reported	Community Use
AMADOR	73981	Amador County Unified	Willow Springs	No parcel # reported	Community Use
BUTTE	61424	Chico Unified	Canyon View High	002-190-021-000	Community Use
BUTTE	61424	Chico Unified	Henshaw	042-020-019	Community Use
CALAVERAS	61564	Calaveras Unified	Sheep Ranch	36-020-09	Below Minimum (\$10,068)
CALAVERAS	61572	Mark Twain Union Elementary	Fourth Crossing School	052-004-025	Below Minimum (\$8,059)
CALAVERAS	61580	Vallecito Union Elementary	Sanders Lane	30-015-022	Community Use
CONTRA COSTA	61655	Brentwood Union	Fourth Middle School	018-100-033/040/041	Community Use
CONTRA COSTA	61762	Oakley Union Elementary	Zocchi/Marsh Middle School	034-190-002/003	Community Use
DEL NORTE	61820	Del Norte County Unified	Pacific Shores	No parcel # reported	Below Minimum (\$6,081)
HUMBOLDT	62679	Arcata Elementary	Westwood Site	505-151-07	Leased to Tenant
HUMBOLDT	75515	Eureka City Unified	Jacobs Education Center	9-101-018, 9-111	Community Use
IMPERIAL	63115	Central Union High	McCabe Rd & Pitzer Rd	054-140-001	Community Use
IMPERIAL	10132	Imperial County Office of Education	74 Acre Parcel	054-510-001	Leased to Tenant
KERN	63693	Norris	Unnamed Elementary #6 (Partial)	492-090-57	Leased to Tenant
KERN	63859	Wasco Union High	Unused Site (77 Acres)	071-060-01, 02	Community Use
KINGS	63875	Armona Union Elementary	Neves Donation	018-490-031	Community Use
LASSEN	64089	Big Valley Joint Unified	Big Valley Primary	018-270-23	Community Use
LASSEN	64204	Westwood Unified	Westwood Community Park	123-090-6711	Community Use
LASSEN	64204	Westwood Unified	Westwood Senior Center	125-173-0411	Community Use
LOS ANGELES	64378	Charter Oak Unified	Palm View School	8428-16-907	Community Use
LOS ANGELES	64378	Charter Oak Unified	Ruddock School	8940-65-12	Community Use
LOS ANGELES	64477	Eastside Union	Grange Property	3307-005-901-900	Below Minimum (\$31,235)
LOS ANGELES	64527	El Rancho Unified	Maizeland	6368-006-900	Community Use
LOS ANGELES	64527	El Rancho Unified	Pio Pico Elementary	5272-018-900	Community Use
LOS ANGELES	73445	Hacienda La Puente Unified	Hillgrove Elementary	8217-032-901	Below Minimum (\$42,239)
LOS ANGELES	64659	La Canada Unified	Foothill Intermediate School	No parcel # reported	Leased to Tenant
LOS ANGELES	64659	La Canada Unified	Oak Grove	No parcel # reported	Leased to Tenant

ATTACHMENT C

**WAIVERS OF ASSESSMENT OF FEES FOR UNUSED SCHOOL SITES
2019/2020 FISCAL YEAR**

COUNTY	CDS #	District	Site	Parcel Number(s)	Fee Waived - Reason
LOS ANGELES	64717	Little Lake City Elementary	Gettysburg (District Office)	No parcel # reported	Leased to Tenant
LOS ANGELES	64766	Lowell Joint Elementary	Starbuck	No parcel # reported	Community Use
LOS ANGELES	75333	Manhattan Beach Unified	Polliwog Pond	4165-007-902	Community Use
LOS ANGELES	64840	Norwalk-La Mirada Unified	Hoxie	8021-029-903	Leased to Tenant
LOS ANGELES	64840	Norwalk-La Mirada Unified	Kling	8038-028-90123	Leased to Tenant
LOS ANGELES	64840	Norwalk-La Mirada Unified	Rancho	8061-035-900	Leased to Tenant
LOS ANGELES	64865	Palos Verdes Peninsula Unified	Campo Verde	No parcel # reported	Community Use
LOS ANGELES	64865	Palos Verdes Peninsula Unified	Portugese Bend	No parcel # reported	Community Use
LOS ANGELES	64881	Pasadena Unified	Linda Vista	No parcel # reported	Below Minimum (\$3,875)
LOS ANGELES	75341	Redondo Beach Unified	Fulton	No parcel # reported	Leased to Tenant
LOS ANGELES	75341	Redondo Beach Unified	Patterson	No parcel # reported	Leased to Tenant
LOS ANGELES	64980	Santa Monica-Malibu Unified	9th and Colorado	No parcel # reported	Leased to Tenant
LOS ANGELES	64980	Santa Monica-Malibu Unified	Guest Quarters - A	No parcel # reported	Leased to Tenant
LOS ANGELES	64980	Santa Monica-Malibu Unified	Guest Quarters - B	No parcel # reported	Leased to Tenant
LOS ANGELES	64980	Santa Monica-Malibu Unified	Malibu Canyon Road	No parcel # reported	Community Use
LOS ANGELES	65029	South Pasadena Unified	Oneonta	No parcel # reported	Leased to Tenant
MARIN	65318	Dixie Elementary	Don Timoteo	175-060-01	Community Use
MARIN	65318	Dixie Elementary	Lucas Valley	164-022-10	Child Care Program
MARIN	65318	Dixie Elementary	Santa Margarita	165-021-07	Child Care Program
MARIN	65391	Mill Valley Elementary	Alto	No parcel # reported	Leased to Tenant
MARIN	65391	Mill Valley Elementary	Homestead	No parcel # reported	Leased to Tenant
MARIN	75002	Ross Valley	Deer Park	No parcel # reported	Community Use
MARIPOSA	65532	Mariposa County Unified	Spring Hill High and Cont.	012-180-013	Below Minimum (\$21,489)
MENDOCINO	65557	Arena Union Elementary	Bower	145-091-X 10	Basic Aid
MENDOCINO	65557	Arena Union Elementary	Halliday	No parcel # reported	Basic Aid
MENDOCINO	65557	Arena Union Elementary	Oakridge	No parcel # reported	Basic Aid
MENDOCINO	65615	Ukiah Unified	Hopeland Elementary	048-400-005	Attempted Sale
MENDOCINO	65615	Ukiah Unified	Redwood Valley Elementary	163-060-15	Attempted Sale
MONO	73692	Mammoth Unified	Hilton Creek	No parcel # reported	Community Use
MONTEREY	65961	Alisal Union	New Elementary #12	153-097-006	Leased to Tenant

ATTACHMENT C

**WAIVERS OF ASSESSMENT OF FEES FOR UNUSED SCHOOL SITES
2019/2020 FISCAL YEAR**

COUNTY	CDS #	District	Site	Parcel Number(s)	Fee Waived - Reason
MONTEREY	65961	Alisal Union	New Elementary #14	153-101-015-000	Leased to Tenant
MONTEREY	65987	Carmel Unified	Holt Site	416-028-03	Basic Aid
MONTEREY	65987	Carmel Unified	Robinson Canyon Road	No parcel # reported	Basic Aid
MONTEREY	73825	North Monterey County Unified	Oak Hills Subdivision	No parcel # reported	Leased to Tenant
MONTEREY	66183	San Lucas Union Elementary	Lot 2	231-037-02	Below Minimum (\$22,381)
MONTEREY	66183	San Lucas Union Elementary	Lots 3 & 4	231-037-02	Below Minimum (\$44,778)
MONTEREY	66183	San Lucas Union Elementary	Lots 13 & 15	231-038-11	Below Minimum (\$22,381)
ORANGE	66480	Cypress Elementary	Cawthon (Robert C.)	242-332-01	Leased to Tenant
ORANGE	66480	Cypress Elementary	Damron School	241-056-01	Leased to Tenant
ORANGE	66498	Fountain Valley Elementary	Moiola Elementary	157-033-15	Community Use
ORANGE	73650	Irvine Unified	El Camino	449-072-18	Community Use
ORANGE	66613	Ocean View Elementary	Crest View	112-060-1-55	Leased to Tenant
ORANGE	66613	Ocean View Elementary	Glen View	145-422-19	Child Care Program
ORANGE	66613	Ocean View Elementary	Haven View	106-180-8	Community Use
ORANGE	66613	Ocean View Elementary	Meadow View	146-181-01	Child Care Program
ORANGE	66613	Ocean View Elementary	Park View	142-441-28	Community Use
ORANGE	66613	Ocean View Elementary	Rancho View	107-100-52	Leased to Tenant
ORANGE	66613	Ocean View Elementary	Robinwood	145-042-24	Community Use
PLACER	66761	Ackerman Elementary	Bowman	052-170-069	Community Use
PLACER	66761	Ackerman Elementary	Bowman Elementary	053-090-024	Community Use
PLACER	66795	Colfax Elementary	Iowa Hill School	064-210-046-000	Below Minimum (\$46,047)
RIVERSIDE	67231	Romoland Elementary	Monument Ranch	330-160-051	Will be used within 3 years
SAN BERNARDINO	73957	Snowline Joint Unified	Property on Bellflower & Luna	3096-341-06	Below Minimum (\$43,855)
SAN BERNARDINO	73957	Snowline Joint Unified	Property on White Road	3065-561-07	Leased to Tenant
SAN BERNARDINO	67918	Victor Elementary	8th Street Lot	478-213-11	Below Minimum (\$35,723)
SAN BERNARDINO	67918	Victor Elementary	Additional Land - M&O	0477-173-04	Below Minimum (\$12,651)
SAN DIEGO	67983	Borrego Springs Unified	Ocotillo Wells	No parcel # reported	Below Minimum (\$13,662)
SAN DIEGO	67991	Cajon Valley Union Elementary	Chase/Jamacha	No parcel # reported	Leased to Tenant
SAN DIEGO	68031	Coronado Unified	Glorietta Bay Property	760-215-22	Leased to Tenant
SAN DIEGO	68049	Dehesa	Land Locked Razooky Property	520-020-008-00	Below Minimum (\$4,511)

ATTACHMENT C

**WAIVERS OF ASSESSMENT OF FEES FOR UNUSED SCHOOL SITES
2019/2020 FISCAL YEAR**

COUNTY	CDS #	District	Site	Parcel Number(s)	Fee Waived - Reason
SAN DIEGO	68312	Rancho Santa Fe Elementary	17017 Mimosa RSF	No parcel # reported	Basic Aid
SAN DIEGO	68338	San Diego Unified	Bay Terraces #6	589-020-31	Child Care
SAN DIEGO	68338	San Diego Unified	Camp Elliott No. 3	373-030-03	Community Use
SAN DIEGO	68338	San Diego Unified	Decatur	352-460-08	Leased to Tenant
SAN DIEGO	68338	San Diego Unified	Grantville	461-030-33	Leased to Tenant
SAN DIEGO	68338	San Diego Unified	Marcy	670-100-01	Leased to Tenant
SAN DIEGO	68338	San Diego Unified	Scripps	346-531-01	Leased to Tenant
SAN DIEGO	75614	Valley Center-Pauma	Cole Grade Road	No parcel # reported	Child Care
SAN JOAQUIN	68593	Manteca Unified	Ethel Allen	191-340-02	Community Use
SAN JOAQUIN	68593	Manteca Unified	Lathrop Annex	196-240-18	Community Use
SAN JOAQUIN	68593	Manteca Unified	Rustic	226-020-30	Community Use
SAN JOAQUIN	68593	Manteca Unified	South Manteca High	226-100-05	Community Use
SAN JOAQUIN	68593	Manteca Unified	Tara School Site	No parcel # reported	Community Use
SAN LUIS OBISPO	68759	Lucia Mar Unified	Hidden Oaks	047-132-016	Community Use
SAN LUIS OBISPO	68809	San Luis Costal Unified	Avila School	76-221-03-990	Basic Aid
SAN LUIS OBISPO	68809	San Luis Costal Unified	East Santa Fe School	76-061-02-000	Basic Aid
SAN LUIS OBISPO	68809	San Luis Costal Unified	Morro - 1130 Napa Avenue	068-280-068	Basic Aid
SAN LUIS OBISPO	68809	San Luis Costal Unified	Sunnyside - 880 Manzanita Drive	074-330-001	Basic Aid
SAN MATEO	68924	Jefferson Union High	Serramonte High	091211160-300	Community Use
SAN MATEO	68957	Las Lomas Elementary	Ladera	No parcel # reported	Basic Aid
SAN MATEO	68957	Las Lomas Elementary	La Loma	No parcel # reported	Basic Aid
SAN MATEO	68973	Millbrae	Glen Oaks	No parcel # reported	Child Care Program
SANTA BARBARA	75010	Cuyama Joint Unified	67 and 69 Pato Ave.	149-052-04-001-5	Leased to Tenant
SANTA BARBARA	75010	Cuyama Joint Unified	4825 Morales St.	149-062-05-001-5	Leased to Tenant
SANTA BARBARA	75010	Cuyama Joint Unified	4831 Morales St.	149-062-04-001-8	Leased to Tenant
SANTA BARBARA	69195	Goleta Union Elementary	El Rancho	79-120-04	Child Care Program
SANTA BARBARA	76786	Santa Barbara Unified	Happy Canyon	145-070-16	Community Use
SANTA BARBARA	76786	Santa Barbara Unified	Hidden Valley	No parcel # reported	Community Use
SANTA BARBARA	76786	Santa Barbara Unified	Tatum Property	065-040-026	Leased to Tenant
SANTA CLARA	69377	Berryessa Union Elementary	Birchwood	No parcel # reported	Leased to Tenant

ATTACHMENT C

**WAIVERS OF ASSESSMENT OF FEES FOR UNUSED SCHOOL SITES
2019/2020 FISCAL YEAR**

COUNTY	CDS #	District	Site	Parcel Number(s)	Fee Waived - Reason
SANTA CLARA	69377	Berryessa Union Elementary	Mabury	No parcel # reported	Community Use
SANTA CLARA	69385	Cambrian	Metzler Elementary	No parcel # reported	Leased to Tenant
SANTA CLARA	69393	Campbell Union Elementary	Dover	28812075	Leased to Tenant
SANTA CLARA	69393	Campbell Union Elementary	Hamilton	30505034	Leased to Tenant
SANTA CLARA	69393	Campbell Union Elementary	Hazelwood	405-30-005	Leased to Tenant
SANTA CLARA	69419	Cupertino Union	D. W. Luther	29629023	Leased to Tenant
SANTA CLARA	69419	Cupertino Union	Montebello	351-24-011	Community Use
SANTA CLARA	69419	Cupertino Union	Junipero Serra	32326001	Leased to Tenant
SANTA CLARA	69518	Los Altos Elementary	Eastbrook	No parcel # reported	Leased to Tenant
SANTA CLARA	69534	Los Gatos-Saratoga Joint Union High	809 University Avenue	No parcel # reported	Basic Aid
SANTA CLARA	73387	Milpitas Unified	Murphy	No parcel # reported	Leased to Tenant
SANTA CLARA	73387	Milpitas Unified	Topham	No parcel # reported	Leased to Tenant
SANTA CLARA	69575	Moreland Elementary	Amber Drive	299-05-016	Leased to Tenant
SANTA CLARA	69575	Moreland Elementary	Coventry	307-510-10	Leased to Tenant
SANTA CLARA	69575	Moreland Elementary	Eastbrook	381-15-003	Leased to Tenant
SANTA CLARA	69575	Moreland Elementary	Phelan	37004-37005	Leased to Tenant
SANTA CLARA	69575	Moreland Elementary	Strawberry Park	299-37-004	Leased to Tenant
SANTA CLARA	69591	Mountain View-Whisman Elementary	O. J. Cooper	197-32-001-00	Community Use
SANTA CLARA	69591	Mountain View-Whisman Elementary	Whisman	160-23-005	Community Use
SANTA CLARA	69625	Oak Grove Elementary	Blossom Valley	689-28-005	Leased to Tenant
SANTA CLARA	69625	Oak Grove Elementary	Dickinson	No parcel # reported	Leased to Tenant
SANTA CLARA	69625	Oak Grove Elementary	San Anselmo	704-30-055	Leased to Tenant
SANTA CLARA	69708	Union Elementary	Athenour School	569-27-016	Leased to Tenant
SANTA CLARA	69708	Union Elementary	Cinnabar School	No parcel # reported	Leased to Tenant
SANTA CLARA	69708	Union Elementary	DeVoss School	No parcel # reported	Leased to Tenant
SANTA CLARA	69708	Union Elementary	Howes School	No parcel # reported	Leased to Tenant
SANTA CLARA	69708	Union Elementary	Lone Hill School	419-39-026	Leased to Tenant
SANTA CLARA	69708	Union Elementary	Mirassou School	No parcel # reported	Leased to Tenant
SANTA CLARA	69708	Union Elementary	Ross School	No parcel # reported	Leased to Tenant
SHASTA	75267	Gateway Unified	Lake Shasta Dam blvd	006-890-005-000	Below Minimum (\$7,980)

ATTACHMENT C

**WAIVERS OF ASSESSMENT OF FEES FOR UNUSED SCHOOL SITES
2019/2020 FISCAL YEAR**

COUNTY	CDS #	District	Site	Parcel Number(s)	Fee Waived - Reason
SHASTA	75267	Gateway Unified	Lake blvd & Tamarack	113-030-003-000	Below Minimum (\$31,920)
SISKIYOU	70292	Forks of Salmon Elementary	Old Sch. On Forest Serv.	No parcel # reported	Below Minimum (\$28,066)
SOLANO	70524	Benicia Unified	Mills	0088-152-030	Community Use
SONOMA	73882	Cotati-Rohnert Park Unified	El Camino High	143-040-082	Community Use
SONOMA	73882	Cotati-Rohnert Park Unified	Sequoia & Hayes Lot	0452-530-616-0513	Community Use
SONOMA	71035	Wright Elementary	950 S. Wright Road	035-093-043	Community Use
STANISLAUS	71100	Hickman Elementary	Expansion Site	10-48-10	Community Use
STANISLAUS	75564	Oakdale Joint Unified	Ackley Circle	64-62-20, 21, 23	Community Use
STANISLAUS	71266	Salida Union Elementary	River Ranch Educational Park	136-08-16-813	Community Use
TEHAMA	71472	Antelope Elementary	Berrendos Middle School	039-160-26	Community Use
TEHAMA	71522	Evergreen Union Elementary	Bowman Road & Hooker Creek Road	004-180-54	Community Use
TULARE	72132	Springville Union Elementary	Springville	18/28454019	Community Use
TUOLUMNE	72355	Curtis Creek Elementary	Sullivan Creek	43-162-02	Below Minimum (\$38,373)
TUOLUMNE	72389	Sonora Union High	East Sonora	No parcel # reported	Community Use
VENTURA	73759	Conejo Valley Unified	Canada Site	592-0021-015	Community Use
VENTURA	73759	Conejo Valley Unified	Capitan Site	682-0160-015	Community Use
VENTURA	73759	Conejo Valley Unified	Triunfo	696-0340-015	Leased to Tenant
VENTURA	72603	Simi Valley Unified	Arcane	640-21-44	Leased to Tenant
VENTURA	72603	Simi Valley Unified	Walnut Grove	638-03-19	Leased to Tenant
YOLO	72686	Esparto Unified	Parker Athletic Field	49-160-08	Community Use

ATTACHMENT D

REDUCTION OF FEES FOR UNUSED SCHOOL SITES
2019/2020 FISCAL YEAR

COUNTY	CDS #	District	Site	Parcel Number	Reduce Fee - Reason
FRESNO	75408	Riverdale Joint Unified	32 Acres	053-130-16T	Debt Service

ATTACHMENT E

ADDED UNUSED SCHOOL SITES
2019/2020 FISCAL YEAR

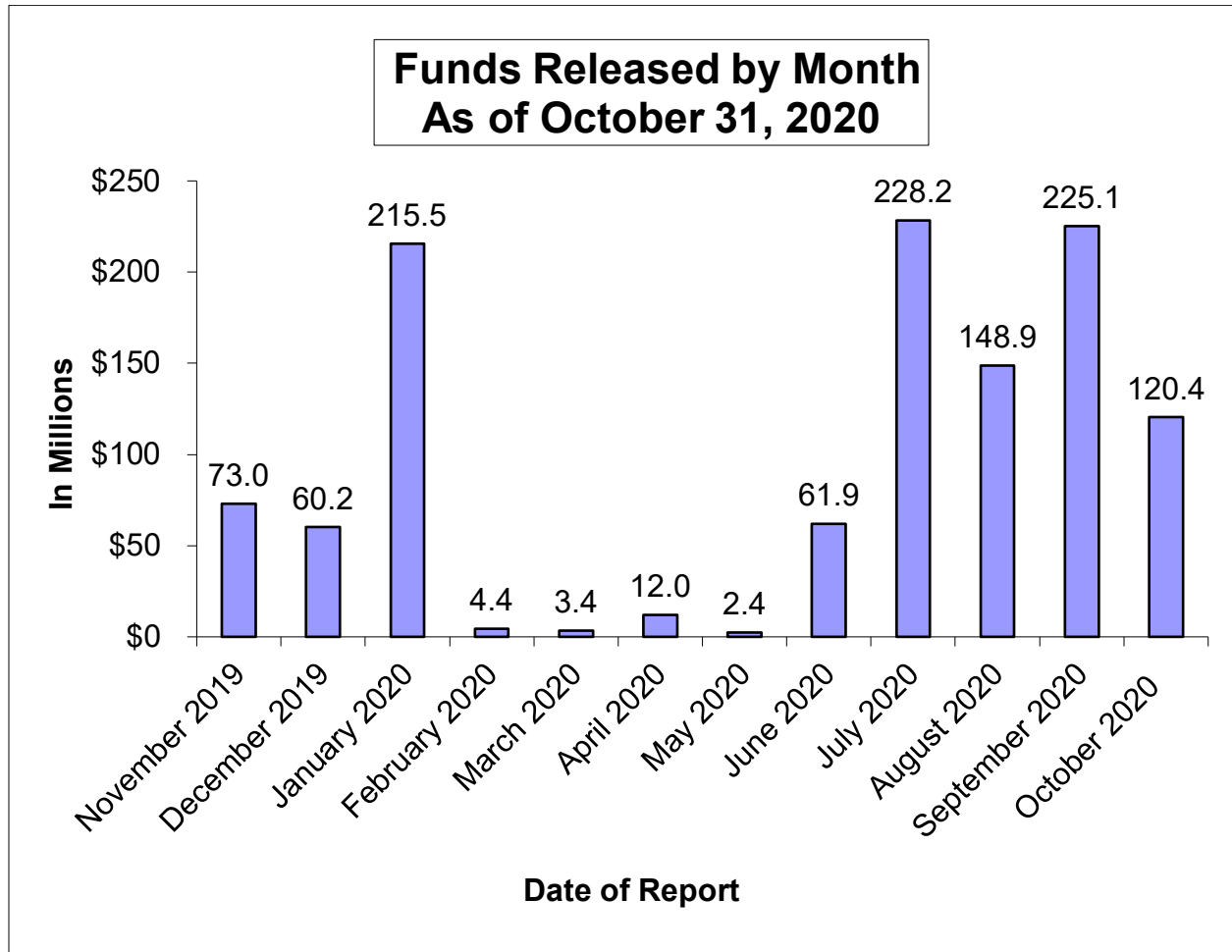
COUNTY	CDS #	District	Site	Parcel Number(s)	Add Site - Reason
BUTTE	61531	Paradise Unified	Paradise Elementary	No parcel # reported	No Longer Qualifies as a Used Site
BUTTE	61531	Paradise Unified	Ridgeview	No parcel # reported	No Longer Qualifies as a Used Site
LOS ANGELES	64279	Azusa Unified	Mountainview Elementary	No parcel # reported	No Longer Qualifies as a Used Site
LOS ANGELES	64857	Palmdale Elementary	25th Street East & Palmdale BLVD.	3018-028-017	Not Previously Reported
MERCED	65771	Merced City Elementary	Northwest-1 Site	206-010-004	Newly Acquired
RIVERSIDE	66985	Banning Unified	210/221 San Gorgonio	541-101-013	Newly Acquired
RIVERSIDE	66985	Banning Unified	Vacant 543-030-003	543-030-003	Newly Acquired
RIVERSIDE	67215	Riverside Unified	Casa Blanca	230-360-001	Newly Acquired
RIVERSIDE	67215	Riverside Unified	Eastside 13th Street	211-233-003	Newly Acquired
RIVERSIDE	67215	Riverside Unified	Eastside 2859 14th Street	211-234-009	Newly Acquired
RIVERSIDE	67215	Riverside Unified	Eastside 2956 13th Street	211-233-006	Newly Acquired
RIVERSIDE	67215	Riverside Unified	Eastside 2968 13th Street	211-233-007	Newly Acquired
RIVERSIDE	67215	Riverside Unified	Eastside 4322 Park Ave.	211-234-003	Newly Acquired
RIVERSIDE	67215	Riverside Unified	Eastside 4343 Park Ave.	211-233-013	Newly Acquired
RIVERSIDE	67215	Riverside Unified	Longfellow 2210 7th Street	211-143-008	Newly Acquired
RIVERSIDE	67215	Riverside Unified	Longfellow 2226 7th Street	211-143-007	Newly Acquired
RIVERSIDE	67215	Riverside Unified	Spring Mountain Ranch	255-170-016	Newly Acquired
SACRAMENTO	76505	Twin Rivers Unified	Del Paso Shop	250-0083-022	No Longer Qualifies as a Used Site
SAN BERNARDINO	67777	Morongo Unified	ID #0587-091-49	0587-091-49	Received Through Donation
SAN BERNARDINO	67777	Morongo Unified	ID #0587-091-50	0587-091-50	Received Through Donation
SAN BERNARDINO	67777	Morongo Unified	ID #0587-019-51	0587-091-51	Received Through Donation
SAN BERNARDINO	67785	Mountain View	Elementary School #4	0218-022-19	Newly Acquired
SAN DIEGO	68338	San Diego Unified	Balboa Avenue	369-161-06-00	Newly Acquired
SANTA BARBARA	69203	Guadalupe Union Elementary	Vacant Lot #8	4206-593-1671	Newly Acquired
SANTA CLARA	69518	Los Altos	San Antonio	148-22-009	Newly Acquired
TEHAMA	71472	Antelope Elementary	Mineral Elementary	013-332-006	No Longer Qualifies as a Used Site

ATTACHMENT F

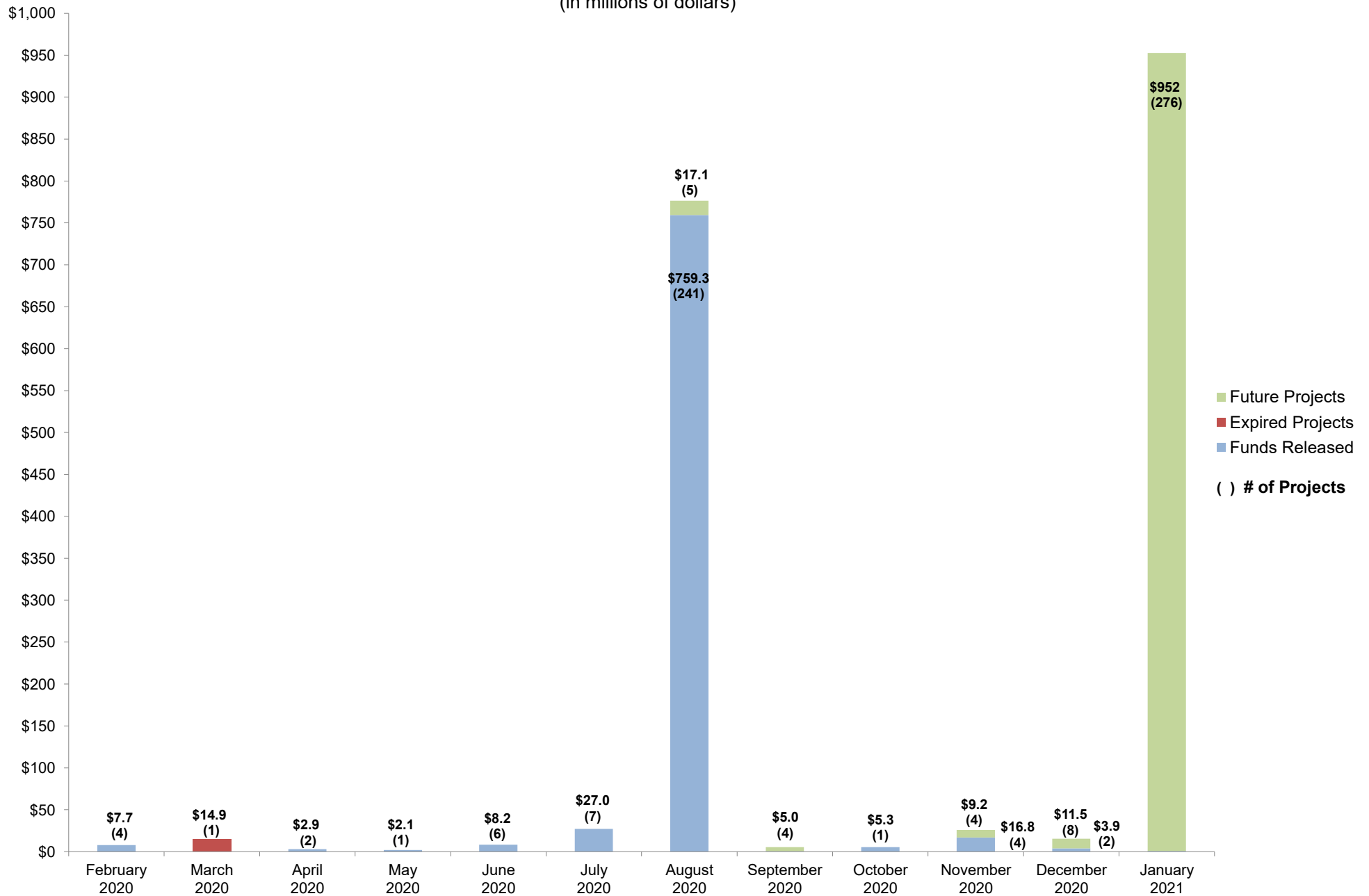
DELETED UNUSED SCHOOL SITES
2019/2020 FISCAL YEAR

COUNTY	CDS #	District	Site	Parcel Number(s)	Delete Site - Reason
KERN	63842	Wasco Union Elementary	New School	No parcel # reported	Used for School Purposes
LAKE	64022	Konocti Unified	Lakeshore Village	No parcel # reported	Used for School Purposes
LAKE	64030	Lakeport Unified	Natural High	025-601-07	Sold
LOS ANGELES	64600	Hermosa Beach City Elemntary	North Elementary	No parcel # reported	Construction of School Facilities
LOS ANGELES	64766	Lowell Joint Elementary	Maybrook	No parcel # reported	Construction of School Facilities
MARIN	75002	Ross Valley	Red Hill	No parcel # reported	Construction of School Facilities
RIVERSIDE	75192	Temecula Valley Unified	Middle School #8	476-020-011	Construction of School Facilities
SAN DIEGO	68361	Santee Elementary	Santee Elementary	384-091-01	Sold
SANTA BARBARA	69120	Santa Maria-Bonita	Measure T Elementary	128-189-012	Construction of School Facilities
STANISLAUS	75564	Oakdale Joint Unified	Brady Property	62-04-28-850	Used for School Purposes
TRINITY	73833	Southern Trinity Joint Unified	Unnamed Site	No parcel # reported	Sold
YUBA	72744	Plumas Elementary	Future Middle School	016-350-020	Used for School Purposes

STATUS OF FUND RELEASES



Status of School Facility Program Apportionments Set to Expire
due to Time Limit on Fund Release, as of October 28, 2020 SAB
(in millions of dollars)



SCHOOL FACILITY PROGRAM
Available Funds (in Millions) As of December 09, 2020

Prop. 51 - \$7 Billion - November 2016									
Program	Original Bond Allocation	Remaining Bond Authority as of October 28, 2020	Estimated Approvals for December 09, 2020	Special Items/PIF	Remaining Bond Authority as of December 09, 2020 (excludes Unfunded Approvals)	Accumulated Unfunded Approvals as of October 28, 2020	Estimated Unfunded Approvals for December 09, 2020	Special Items/PIF	Remaining Bond Authority as of December 09, 2020 (includes Unfunded Approvals)
New Construction	\$3,000.0	\$947.6		-\$0.1	\$947.5	-\$87.4	-\$42.1		\$818.0
Modernization	3,000.0	1,737.6		-1.0	1,736.6	-30.4	-67.9		1,638.3
Career Technical Education	500.0	269.1			269.1	-268.4			0.7
Charter School	500.0	412.8		4.6	417.4	-412.4	0.2	-\$4.6	0.6
SUBTOTAL	\$7,000.0	\$3,367.1	\$0.0	\$3.5	\$3,370.6 ^A	-\$798.6 ^A	-\$109.8	-\$4.6	\$2,457.6
Prop. 1D - \$7.3 Billion - November 2006									
Program	Original Bond Allocation	Remaining Bond Authority as of October 28, 2020	Estimated Approvals for December 09, 2020	Special Items/PIF	Remaining Bond Authority as of December 09, 2020 (excludes Unfunded Approvals)	Accumulated Unfunded Approvals as of October 28, 2020	Estimated Unfunded Approvals for December 09, 2020	Special Items/PIF	Remaining Bond Authority as of December 09, 2020 (includes Unfunded Approvals)
New Construction	\$1,900.0	\$5.4			\$5.4				\$5.4
Seismic Repair		0.0			0.0				0.0
Modernization	3,300.0	1.5			1.5				1.5
Career Technical Education	500.0	18.6			18.6	-\$18.6			0.0
High Performance Schools	100.0	0.7			0.7				0.7
Overcrowding Relief	1,000.0	1.3			1.3				1.3
Charter School	500.0	150.2	\$8.9		159	-139.3	\$0.5		20.3
Joint Use	57.5 ^B	0.0			0.0				0.0
SUBTOTAL	\$7,357.5	\$177.7	\$8.9	\$0.0	\$186.6 ^A	-\$157.9	\$0.5	\$0.0	\$29.2
Prop. 55 - \$10 Billion - March 2004									
Program	Original Bond Allocation	Remaining Bond Authority as of October 28, 2020	Estimated Approvals for December 09, 2020	Special Items/PIF	Remaining Bond Authority as of December 09, 2020 (excludes Unfunded Approvals)	Accumulated Unfunded Approvals as of October 28, 2020	Estimated Unfunded Approvals for December 09, 2020	Special Items/PIF	Remaining Bond Authority as of December 09, 2020 (includes Unfunded Approvals)
New Construction	\$4,965.8 ^C	\$2.9 ^D			\$2.9				\$2.9 ^F
Modernization	2,250.0	0.2			0.2				0.2
Critically Overcrowded Schools	2,440.0	0.0	\$0.3		0.3				0.3 ^F
Charter School	300.0	19.6	16.7		36.3	-\$12.3			24.0 ^F
Joint Use	66.7 ^E	0.0			0.0				0.0
SUBTOTAL	\$10,022.5	\$22.7	\$17.0	\$0.0	\$39.7 ^A	-\$12.3	\$0.0	\$0.0	\$27.4
TOTAL PAGE 1	\$24,380.0	\$3,567.5	\$25.9	\$3.5	\$3,596.9	-\$968.8	-\$109.3	-\$4.6	\$2,514.2

A. Balance of bonding authority excludes unfunded approvals.

B. The original bond allocation of \$29 million augmented by \$21 million from Prior Bond Funds to Joint Use at the 06/27/07 SAB meeting and \$7.5 million at the 7/23/08 SAB meeting pursuant to Assembly Bill 127, Chapter 35, Statutes of 2006 (Perata/Nunez).

C. The original bond allocation of \$4,960,000,000 augmented by \$5,831,911 from Prior Bonds at the 10/6/2010 SAB meeting.

D. It includes the transfer of Critically Overcrowded School Facilities Program Funds to New Construction (transfers in Prop. 55 includes: \$268.8 million approved at the 1/25/2006 SAB meeting, \$318.3 million approved at the 9/23/2009 SAB meeting, \$225 million approved at the 8/4/2010 SAB meeting, \$211.7 million approved at the 12/15/2010 SAB meeting, \$145 million at the 4/25/2012 SAB meeting, \$30.4 million after the 3/20/2013 SAB meeting, and \$32,297 after the 3/26/2014 SAB meeting per SFP Regulation Sections 1859.154 (c)).

E. Original bond allocation of \$50,000,000 augmented by \$15,547,233 from the State School Building Aid Fund at the 2/28/2007 SAB meeting and by \$1,232,224 from Prior Bonds at the 10/6/2010 SAB meeting.

F. Total authority is not available at this time due to outstanding accounts receivable. For Proposition 51, \$45,210.50 for Career Tech. For Proposition 1D, \$8,908,948.70 for Charter.

For Proposition 55, \$161,315.00 for New Construction, \$318,265.40 for Critically Overcrowded Schools, and \$17,509,202.84 for Charter.

SCHOOL FACILITY PROGRAM
Available Funds (in Millions) As of December 09, 2020

Prop. 47 - \$11.4 Billion - November 2002									
Program	Original Bond Allocation	Remaining Bond Authority as of October 28, 2020	Estimated Approvals for December 09, 2020	Special Items/PIF	Remaining Bond Authority as of December 09, 2020 (excludes Unfunded Approvals)	Accumulated Unfunded Approvals as of October 28, 2020	Estimated Unfunded Approvals for December 09, 2020	Special Items/PIF	Remaining Bond Authority as of December 09, 2020 (includes Unfunded Approvals)
New Construction	\$6,250.0	\$1.2			\$1.2	-\$0.2			\$1.0
Modernization	3,300.0	0.4			0.4				0.4
Critically Overcrowded Schools	1,700.0	0.0			0.0				0.0
Charter School	100.0	11.1			11.1	-3.7	-\$1.0		6.4
Joint Use	50.0	0.0			0.0				0.0
SUBTOTAL	\$11,400.0	\$12.7	\$0.0	\$0.0	\$12.7 ^A	-\$3.9	-\$1.0	\$0.0	\$7.8

Prop. 1A - \$6.7 Billion - November 1998									
Program	Original Bond Allocation	Remaining Bond Authority as of October 28, 2020	Estimated Approvals for December 09, 2020	Special Items/PIF	Remaining Bond Authority as of December 09, 2020 (excludes Unfunded Approvals)	Accumulated Unfunded Approvals as of October 28, 2020	Estimated Unfunded Approvals for December 09, 2020	Special Items/PIF	Remaining Bond Authority as of December 09, 2020 (includes Unfunded Approvals)
New Construction	\$2,900.0	\$0.0	\$0.1		\$0.1				\$0.1 ^B
Modernization	2,100.0	0.0			0.0				0.0
Hardship	1,000.0	0.0	0.1		0.1				0.1 ^B
Class Size Reduction	700.0	0.0			0.0				0.0
SUBTOTAL	\$6,700.0	\$0.0	\$0.2	\$0.0	\$0.2 ^A	\$0.0	\$0.0	\$0.0	\$0.2
TOTAL PAGE 2	\$18,100.0	\$12.7	\$0.2	\$0.0	\$12.9	-\$3.9	-\$1.0	\$0.0	\$8.0
TOTAL FROM PAGE 1	\$24,380.0	\$3,567.5	\$25.9	\$3.5	\$3,596.9	-\$968.8	-\$109.3	-\$4.6	\$2,514.2
GRAND TOTAL	\$42,480.0	\$3,580.2	\$26.1	\$3.5	\$3,609.8	-\$972.7	-\$110.3	-\$4.6	\$2,522.2

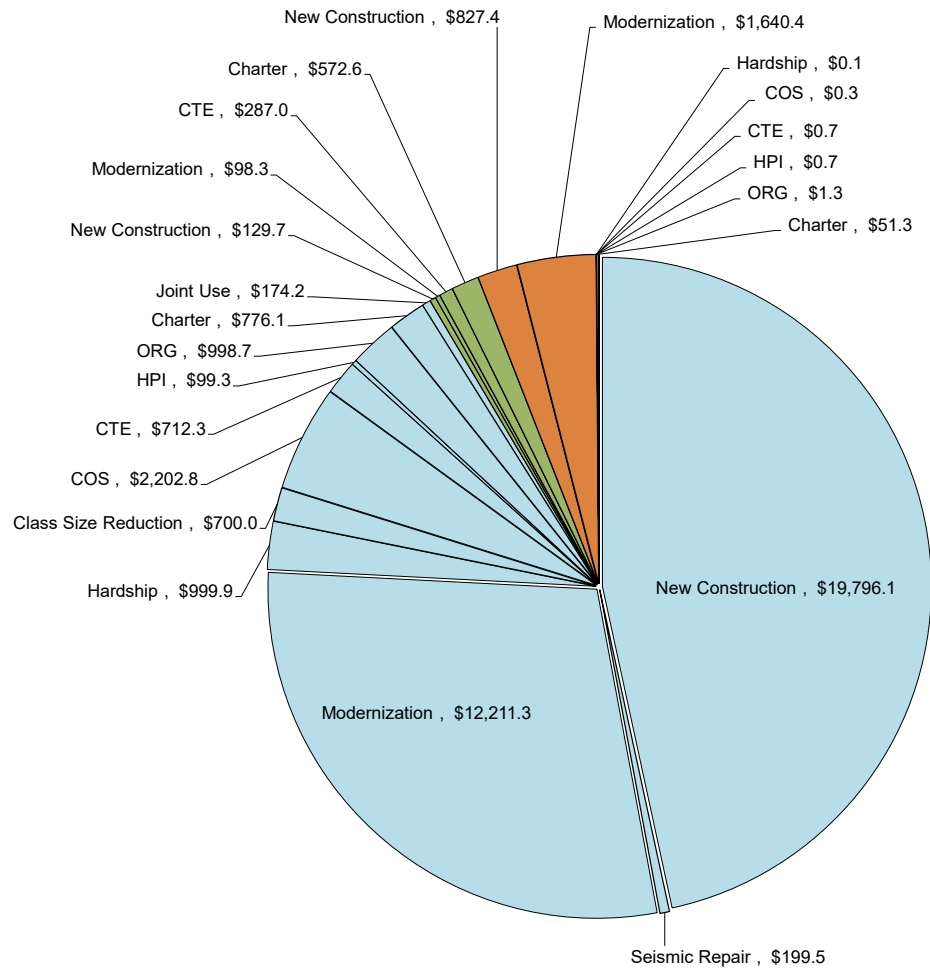
Full-Day Kindergarten Facilities Grant Program (FDKFGP)

Program	Appropriation	Remaining Bond Authority as of October 28, 2020	Estimated Approvals for December 09, 2020	Miscellaneous Adjustments for December 09, 2020	Remaining Authority as of December 09, 2020
Chapter 32, Statutes of 2018 (AB 1808) - Full-Day Kindergarten (FY 18/19)	\$100.0	\$0.2			\$0.2
TOTAL	\$100.0	\$0.2	\$0.0	\$0.0	\$0.2

A. Balance of Bonding Authority Excludes Unfunded Approvals.

B. Total authority is not available at this time due to outstanding accounts receivable. For Proposition 1A, \$100,159.14 for New Construction and \$100,159.15 for Hardship.

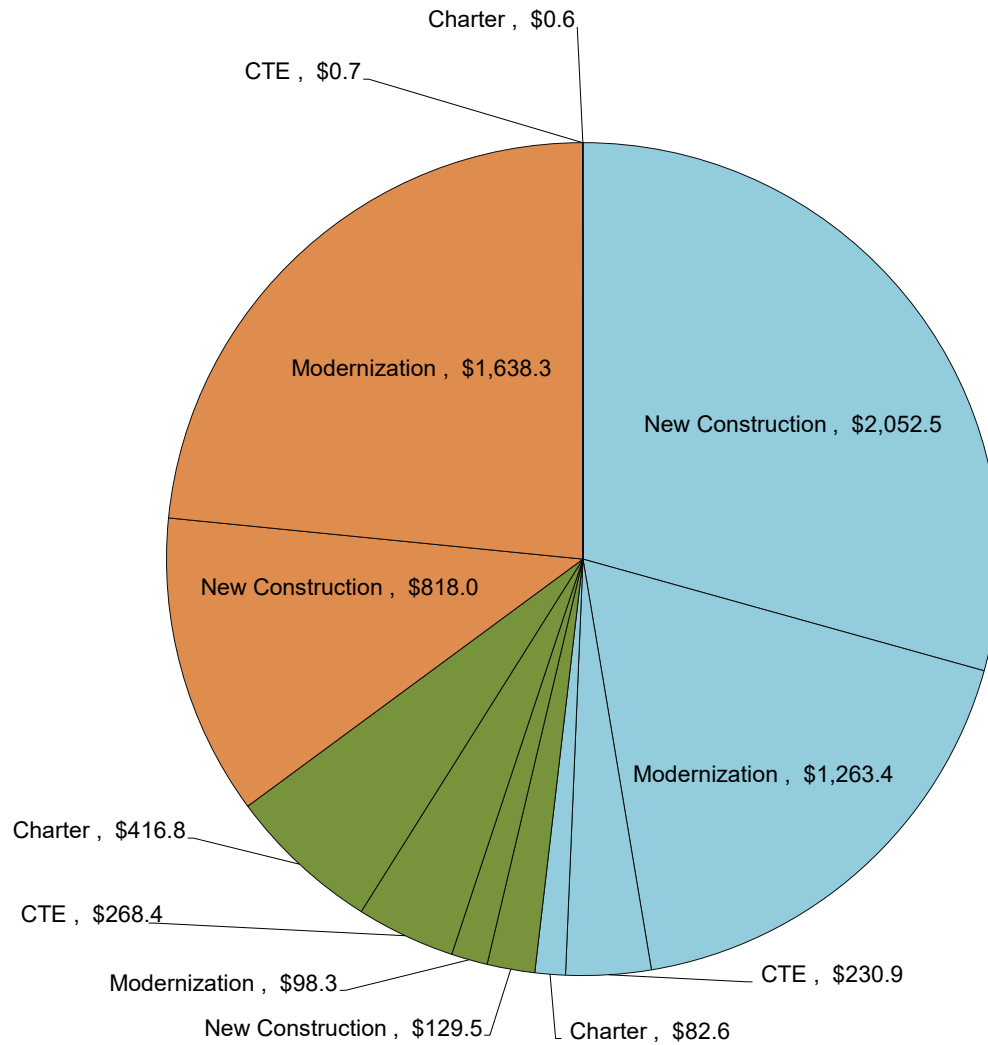
Proposition 51, 1D, 55, 47, and 1A Bond Authority - \$42.480 billion (in millions of dollars)



Proposition 51, 1D, 55, 47, and 1A Totals		
New Construction*	\$ 19,796.1	
Seismic Repair	\$ 199.5	
Modernization	\$ 12,211.3	
Hardship	\$ 999.9	
Class Size Reduction	\$ 700.0	
COS	\$ 2,202.8	
CTE	\$ 712.3	
HPI	\$ 99.3	
ORG	\$ 998.7	
Charter	\$ 776.1	
Joint Use	\$ 174.2	
Apportioned	\$ 38,870.2	91.5%
New Construction	\$ 129.7	
Seismic Repair	\$ -	
Modernization	\$ 98.3	
Hardship	\$ -	
Class Size Reduction	\$ -	
COS	\$ -	
CTE	\$ 287.0	
HPI	\$ -	
ORG	\$ -	
Charter	\$ 572.6	
Joint Use	\$ -	
Unfunded Approvals	\$ 1,087.6	2.6%
New Construction	\$ 827.4	
Seismic Repair	\$ -	
Modernization	\$ 1,640.4	
Hardship	\$ 0.1	
Class Size Reduction	\$ -	
COS	\$ 0.3	
CTE	\$ 0.7	
HPI	\$ 0.7	
ORG	\$ 1.3	
Charter	\$ 51.3	
Joint Use	\$ -	
Remaining Bond Authority	\$ 2,522.2	5.9%
Grand Total	\$ 42,480	100.0%

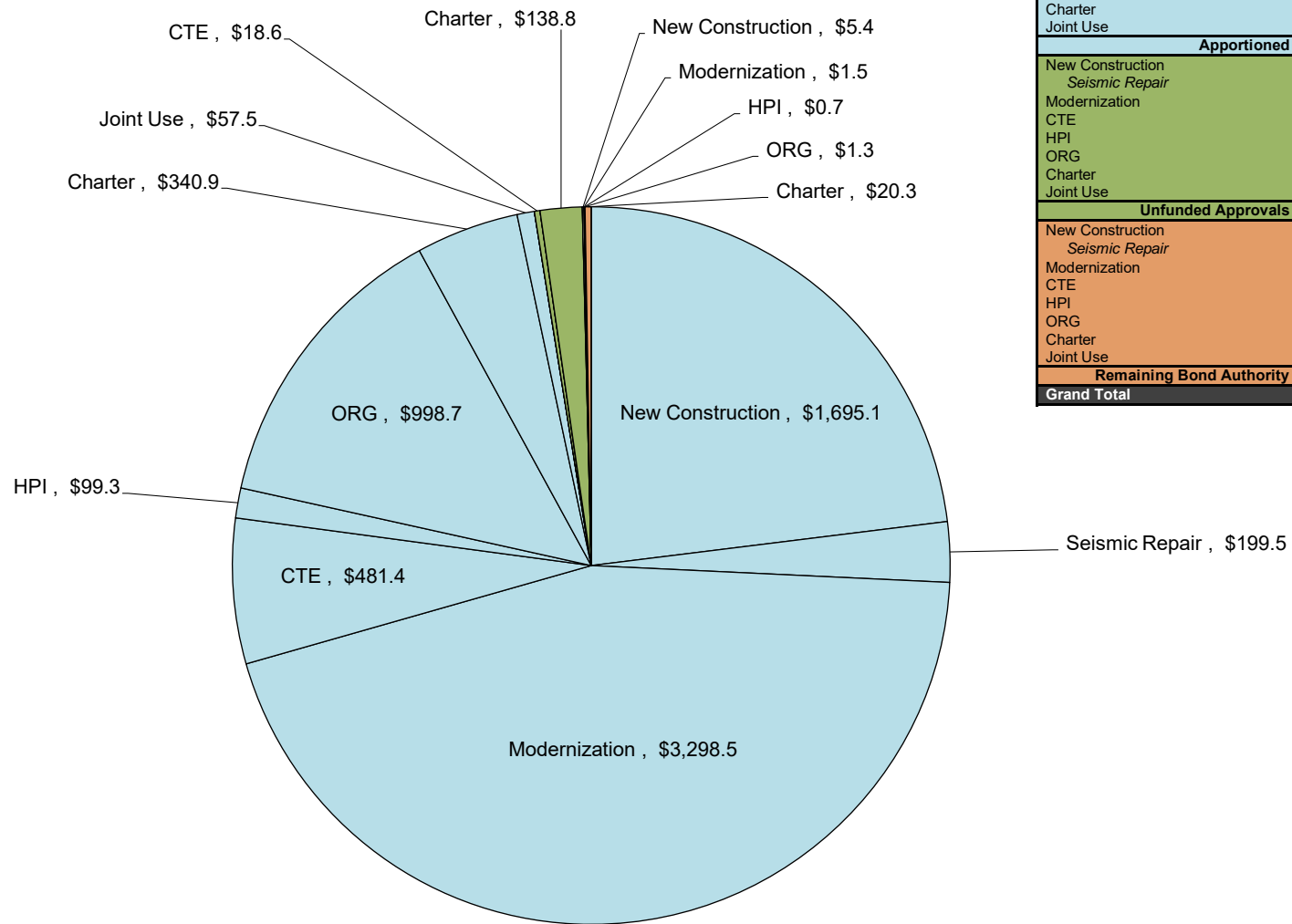
*Includes Energy Efficiency, Small High Schools, Seismic Repair, and the transfer of Critically Overcrowded School Facilities Program Funds to New Construction (\$700 million and \$68.1 million from Prop. 47; \$268.8 million, \$318.3 million, \$225 million, \$211.7 million, \$145 million, and \$30.4 million from Prop. 55). Also, Prop 55 includes \$5.8 million from the Lease Purchase Program on October 6, 2010.

Proposition 51 Bond Authority - \$7.000 billion (in millions of dollars)



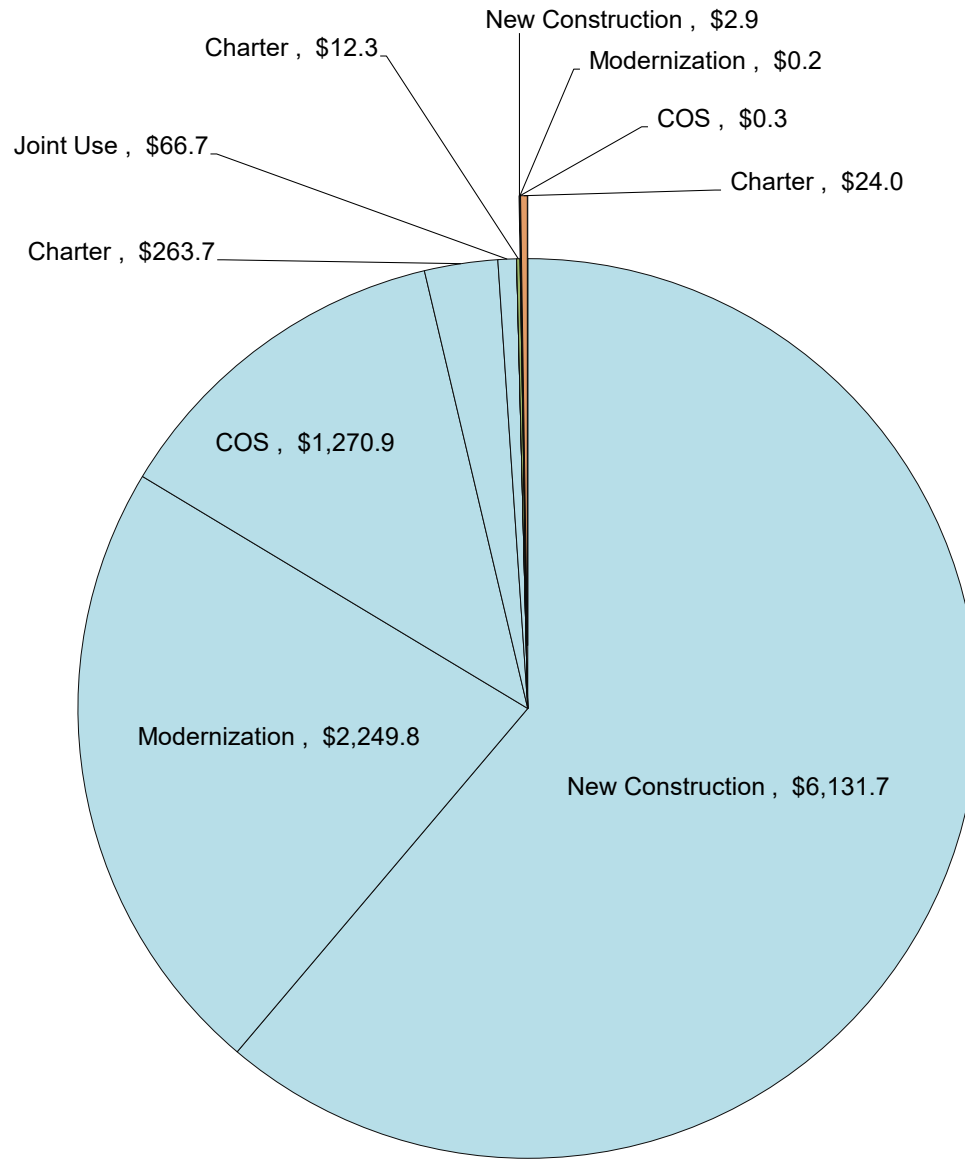
Proposition 51 Totals		
New Construction	\$ 2,052.5	
Modernization	\$ 1,263.4	
CTE	\$ 230.9	
Charter	\$ 82.6	
Apportioned	\$ 3,629.4	51.8%
New Construction	\$ 129.5	
Modernization	\$ 98.3	
CTE	\$ 268.4	
Charter	\$ 416.8	
Unfunded Approvals	\$ 913.0	13.0%
New Construction	\$ 818.0	
Modernization	\$ 1,638.3	
CTE	\$ 0.7	
Charter	\$ 0.6	
Remaining Bond Authority	\$ 2,457.6	35.1%
Grand Total	\$ 7,000	100.0%

Proposition 1D Bond Authority - \$7.358 billion (in millions of dollars)



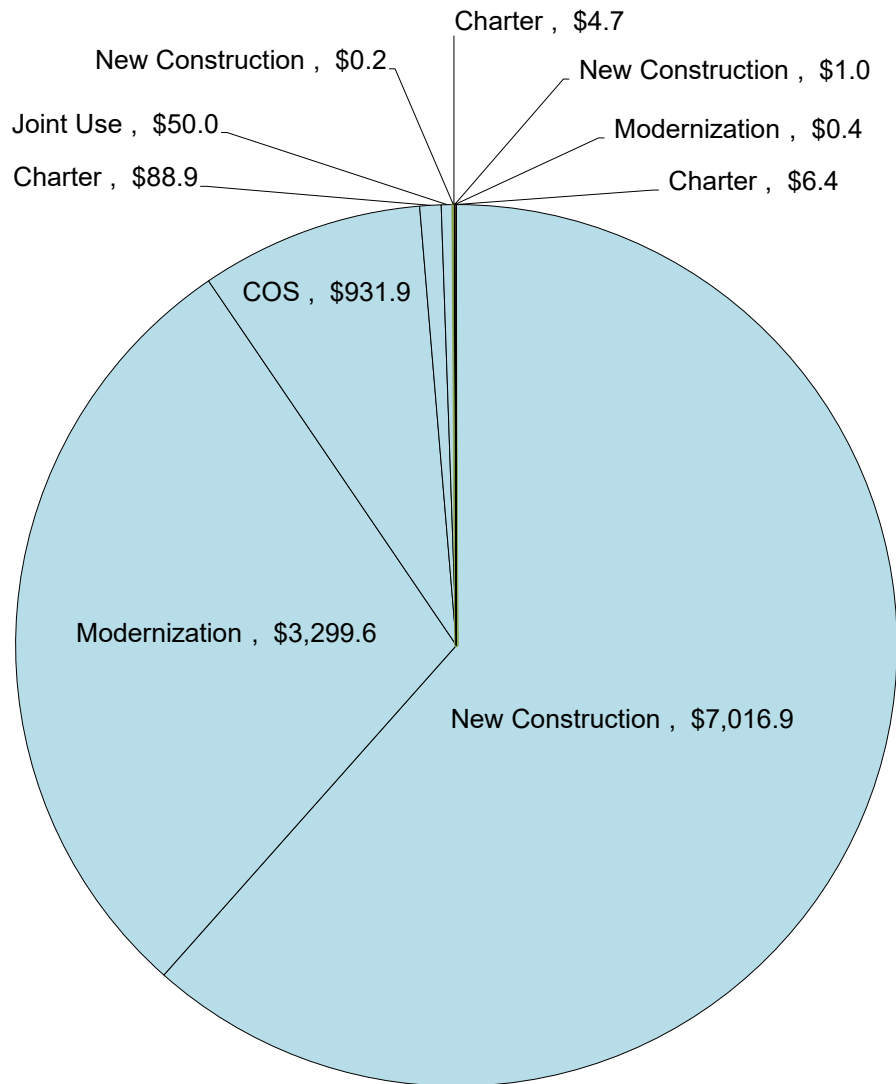
Proposition 1D Totals		
New Construction	\$ 1,695.1	
Seismic Repair	\$ 199.5	
Modernization	\$ 3,298.5	
CTE	\$ 481.4	
HPI	\$ 99.3	
ORG	\$ 998.7	
Charter	\$ 340.9	
Joint Use	\$ 57.5	
Apportioned	\$ 7,170.9	97.5%
New Construction	\$ -	
Seismic Repair	\$ -	
Modernization	\$ -	
CTE	\$ 18.6	
HPI	\$ -	
ORG	\$ -	
Charter	\$ 138.8	
Joint Use	\$ -	
Unfunded Approvals	\$ 157.4	2.1%
New Construction	\$ 5.4	
Seismic Repair	\$ -	
Modernization	\$ 1.5	
CTE	\$ -	
HPI	\$ 0.7	
ORG	\$ 1.3	
Charter	\$ 20.3	
Joint Use	\$ -	
Remaining Bond Authority	\$ 29.2	0.4%
Grand Total	\$ 7,358	100.0%

Proposition 55 Bond Authority - \$10.023 billion (in millions of dollars)



Proposition 55 Totals		
New Construction	\$ 6,131.7	
Modernization	\$ 2,249.8	
COS	\$ 1,270.9	
Charter	\$ 263.7	
Joint Use	\$ 66.7	
Apportioned	\$ 9,982.8	99.6%
New Construction	\$ -	
Modernization	\$ -	
COS	\$ -	
Charter	\$ 12.3	
Joint Use	\$ -	
Unfunded Approvals	\$ 12.3	0.1%
New Construction	\$ 2.9	
Modernization	\$ 0.2	
COS	\$ 0.3	
Charter	\$ 24.0	
Joint Use	\$ -	
Remaining Bond Authority	\$ 27.4	0.3%
Grand Total	\$ 10,023	100.0%

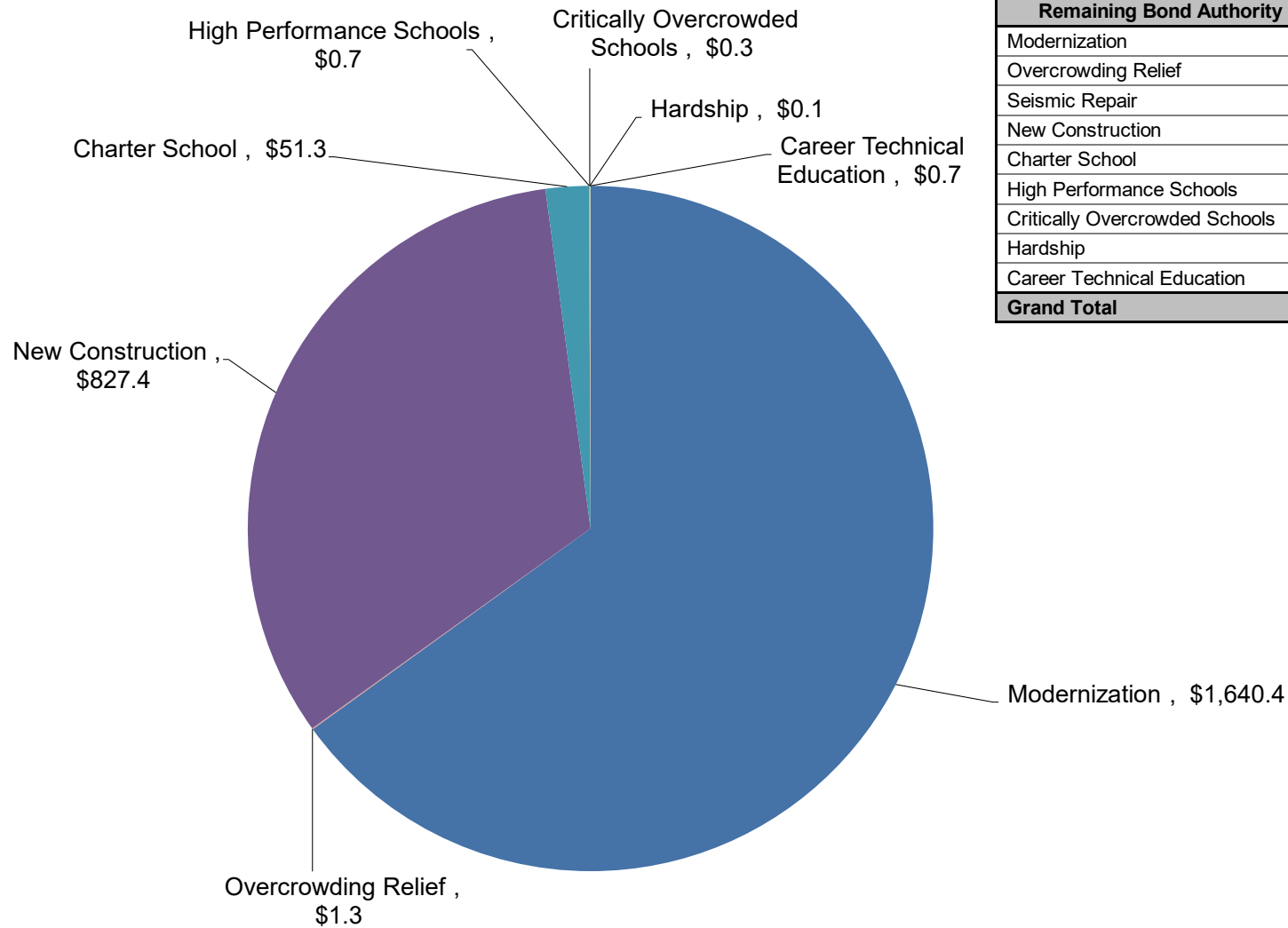
Proposition 47 Bond Authority - \$11.400 billion (in millions of dollars)



Proposition 47 Totals		
New Construction	\$ 7,016.9	
Modernization	\$ 3,299.6	
COS	\$ 931.9	
Charter	\$ 88.9	
Joint Use	\$ 50.0	
Apportioned	\$ 11,387.3	99.9%
New Construction	\$ 0.2	
Modernization	\$ -	
COS	\$ -	
Charter	\$ 4.7	
Joint Use	\$ -	
Unfunded Approvals	\$ 4.9	0.0%
New Construction	\$ 1.0	
Modernization	\$ 0.4	
COS	\$ -	
Charter	\$ 6.4	
Joint Use	\$ -	
Remaining Bond Authority	\$ 7.8	0.1%
Grand Total	\$ 11,400	100.0%

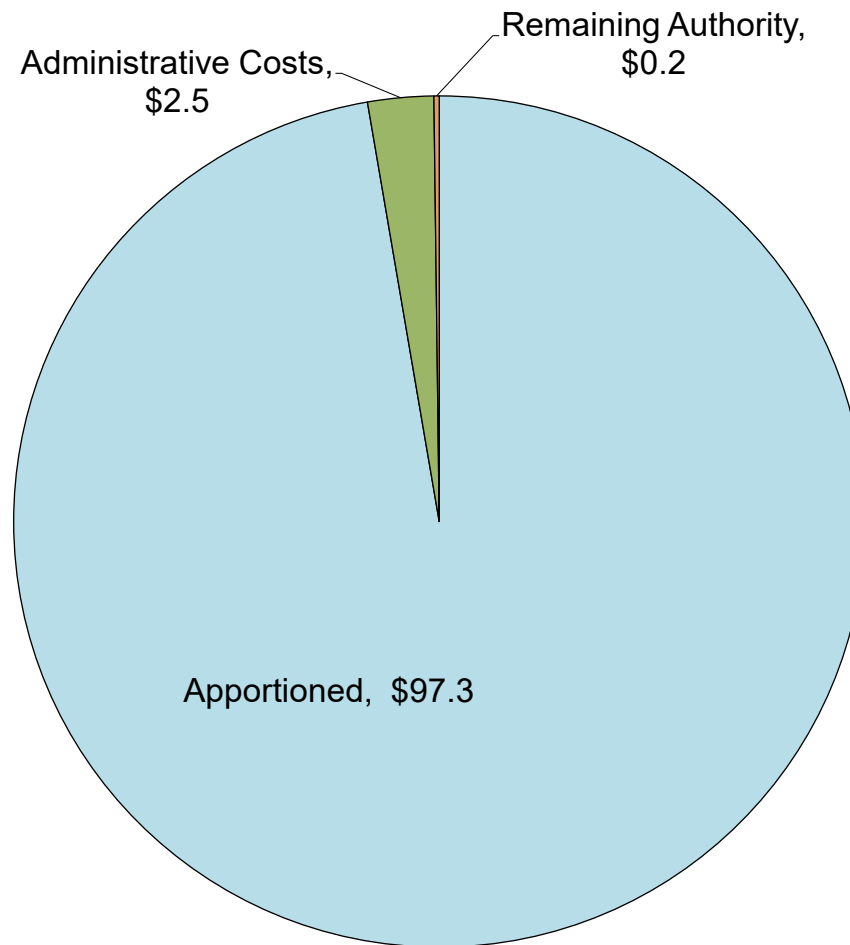
Remaining Bond Authority - \$2,522.2 million

(by program, in millions)
As of December 9, 2020 SAB



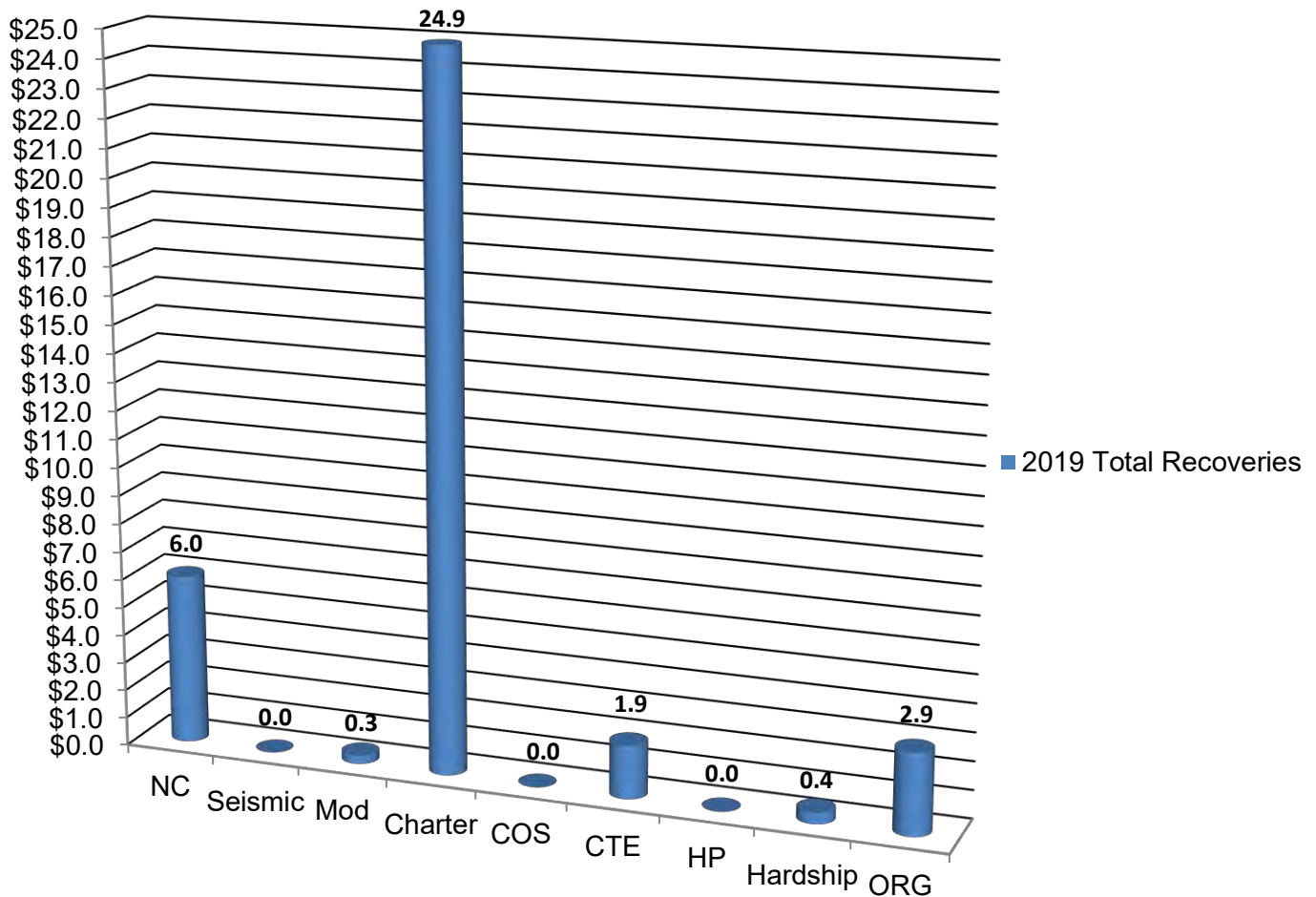
Remaining Bond Authority (in millions)	
Modernization	\$ 1,640.4
Overcrowding Relief	\$ 1.3
Seismic Repair	\$ -
New Construction	\$ 827.4
Charter School	\$ 51.3
High Performance Schools	\$ 0.7
Critically Overcrowded Schools	\$ 0.3
Hardship	\$ 0.1
Career Technical Education	\$ 0.7
Grand Total	\$ 2,522.2

Full-Day Kindergarten Facilities Grant Program (FDKFGP)
FY 2018/2019
Authority - \$100 million



Fund Recoveries* – 2019

(Totals represented in millions of dollars)



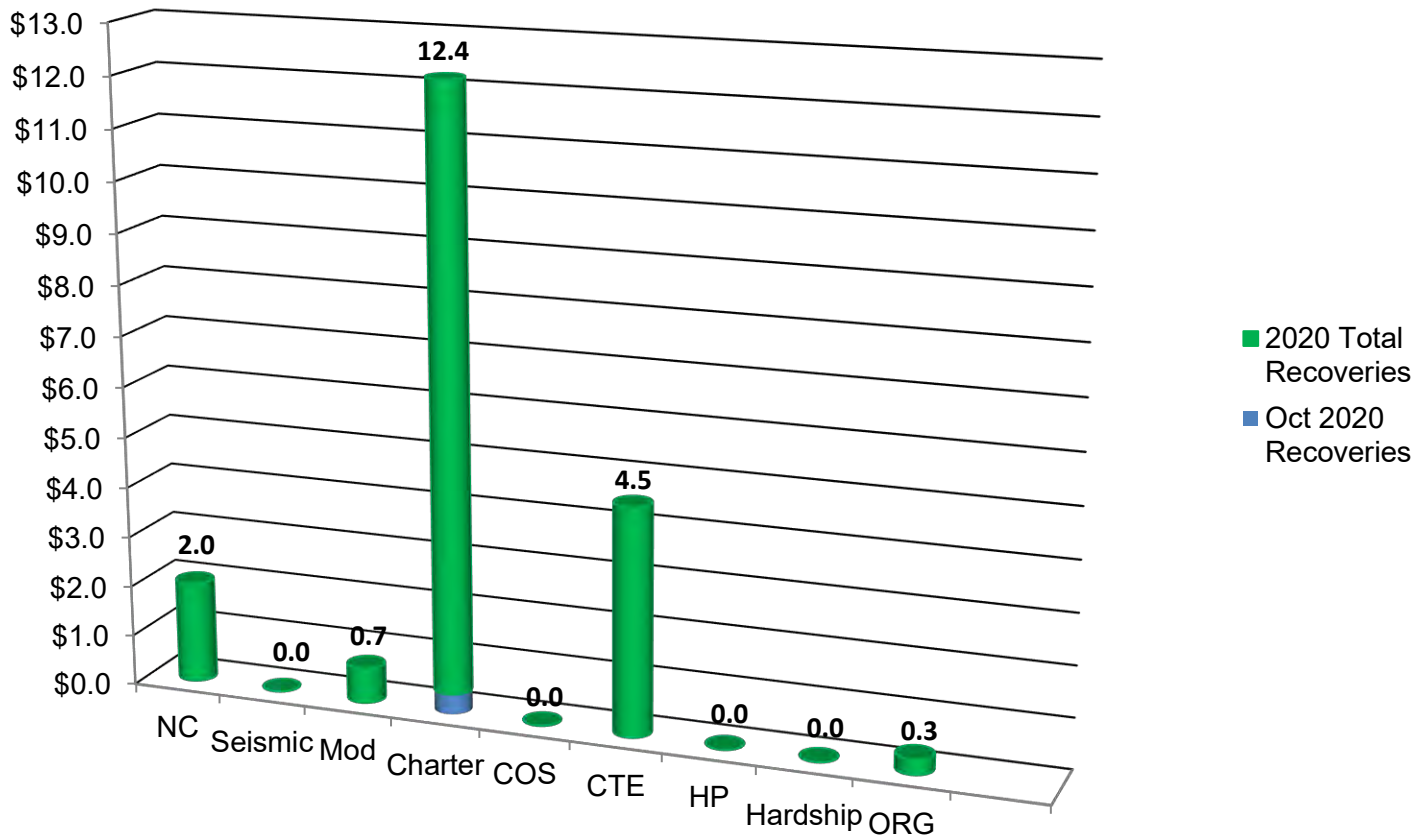
	2019 Totals**
NC	\$6,027,076
Seismic	\$0
Modernization	\$276,518
Charter	\$24,859,238
COS	\$31,739
CTE	\$1,896,615
HP	\$0
Hardship	\$368,398
ORG	\$2,931,768
Total	\$36,391,352

*Includes bond proceeds returned (authority may not be available) to the program through reductions to cost incurred, close-outs, loan repayments, rescissions and special education local plan area transfers.

** 2019 Totals does not reflect any reallocation of authority. For current availability of bond authority, see Status of Funds.

Fund Recoveries* – as of October 28, 2020 SAB

(Totals represented in millions of dollars)



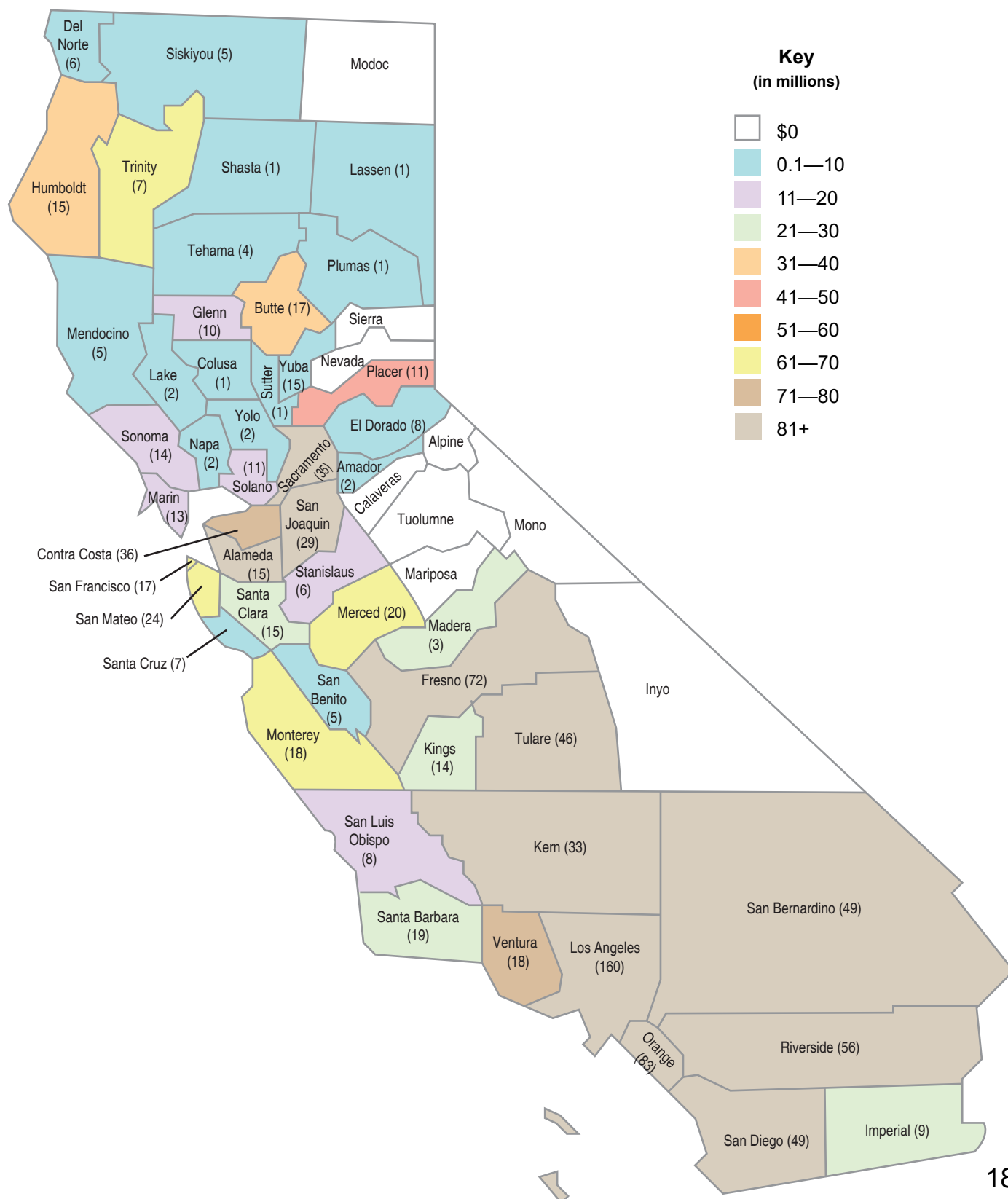
October 2020	1A	47	55	1D	51	October Totals	2020 Totals**
NC	\$0	\$0	\$0	\$0	\$0	\$0	\$2,034,653
Seismic	\$0	\$0	\$0	\$0	\$0	\$0	\$0
Modernization	\$0	\$0	\$0	\$0	\$0	\$0	\$652,438
Charter	\$0	\$56,421	\$145,582	\$208,212	\$0	\$410,215	\$12,413,614
COS	\$0	\$0	\$0	\$0	\$0	\$0	\$0
CTE	\$0	\$0	\$0	\$0	\$0	\$0	\$4,467,787
HP	\$0	\$0	\$0	\$0	\$0	\$0	\$0
Hardship	\$0	\$0	\$0	\$0	\$0	\$0	\$0
ORG	\$0	\$0	\$0	\$0	\$0	\$0	\$289,917
Total						\$410,215	\$19,858,409

*Includes bond proceeds returned (authority may not be available) to the program through reductions to cost incurred, close-outs, loan repayments, rescissions and special education local plan area transfers.

** 2020 Totals does not reflect any reallocation of authority. For current availability of bond authority, see Status of Funds.

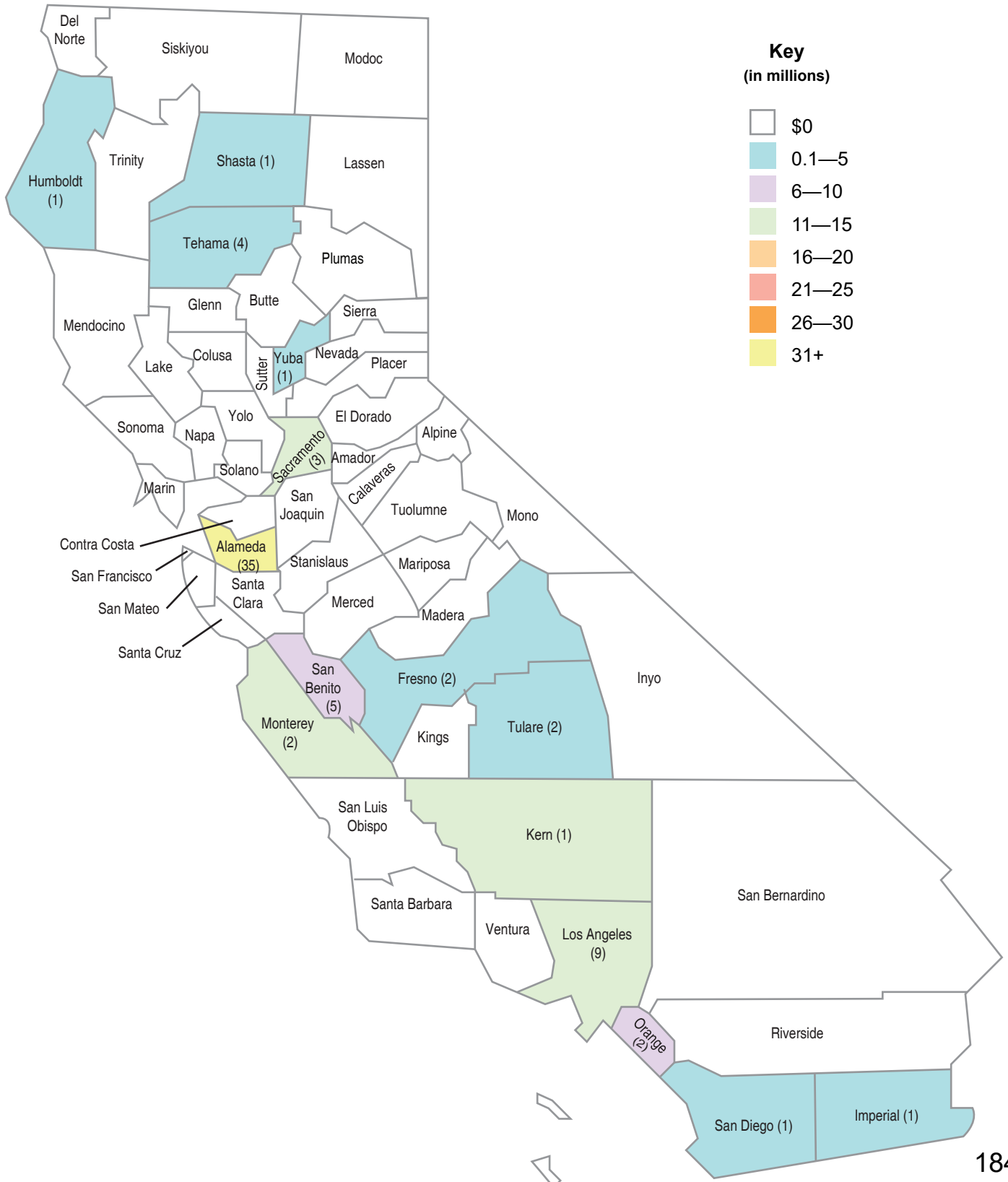
School Facility Program Proposition 51 Apportionments by County

The graphic below displays the amount Apportioned (\$3,276.3 million) for 996 School Facility Program projects from 305 school districts as of October 31, 2020. The data includes only bond authority provided by Proposition 51 approved by voters in November 2016.



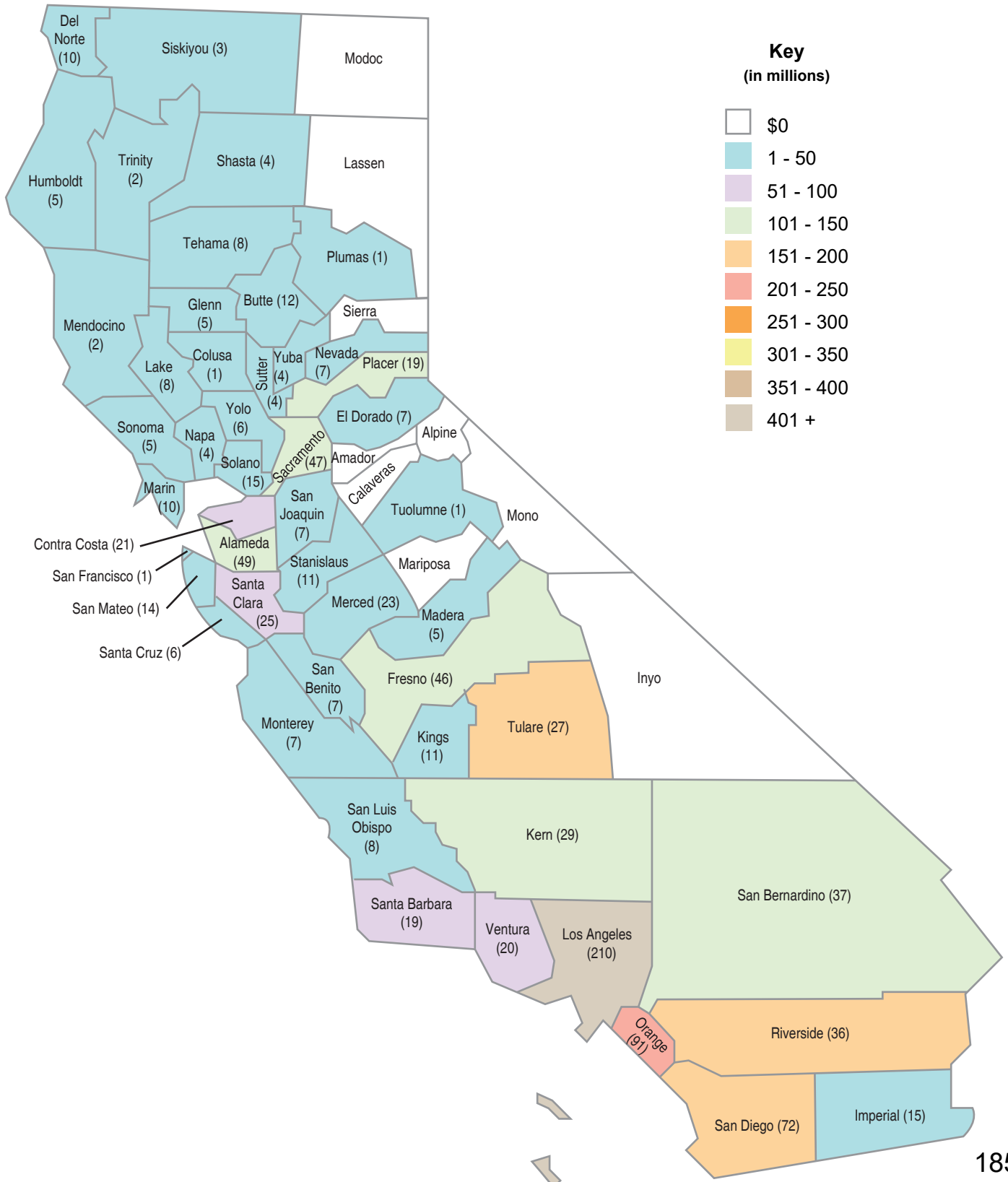
School Facility Program Proposition 51 Unfunded Approvals by County

The graphic below displays the amount of Unfunded Approvals (\$116.9 million) for 32 School Facility Program projects from 21 school districts as of October 31, 2020. The data includes only bond authority provided by Proposition 51 approved by voters in November 2016.



School Facility Program Proposition 51 Current Workload by County

The graphic below displays the Office of Public School Construction's Workload List for New Construction and Modernization (\$2,747.0 million) for 972 School Facility Program projects from 273 school districts as of October 31, 2020. The projects are anticipated to be allocated from bond authority provided by Proposition 51 approved by voters in November 2016.



Proposition 51 Distribution

As of 10/31/2020

County	<u>Apportioned</u> Project Count	<u>Apportioned</u> Dollar Amount	<u>Unfunded</u> Project Count	<u>Unfunded</u> Dollar Amount	<u>Workload</u> Project Count	<u>Workload</u> Dollar Amount
Alameda	15	\$ 84,141,417.00	1	\$ 35,705,768.75	49	\$ 130,584,624.00
Alpine	0		0		0	
Amador	2	\$ 5,892,241.00	0		0	
Butte	17	\$ 33,549,186.00	0		9	\$ 12,277,412.60
Calaveras	0		0		0	
Colusa	1	\$ 1,640,446.00	0		1	\$ 1,771,024.80
Contra Costa	36	\$ 76,121,072.78	0		21	\$ 61,637,039.00
Del Norte	6	\$ 1,956,231.60	0		10	\$ 3,683,642.55
El Dorado	8	\$ 8,104,941.00	0		7	\$ 16,929,539.80
Fresno	72	\$ 207,658,631.45	2	\$ 1,480,940.00	44	\$ 120,718,059.05
Glenn	10	\$ 15,111,449.00	0		5	\$ 7,070,921.80
Humboldt	15	\$ 31,743,730.00	1	\$ 1,738,405.00	4	\$ 1,562,312.25
Imperial	9	\$ 27,816,547.00	1	\$ 949,620.00	15	\$ 34,779,684.65
Inyo	0		0		0	
Kern	33	\$ 125,559,556.93	1	\$ 13,578,879.00	29	\$ 148,622,016.45
Kings	14	\$ 29,992,307.00	0		11	\$ 18,259,482.20
Lake	2	\$ 1,372,524.00	0		8	\$ 10,750,448.20
Lassen	1	\$ 38,056.00	0		0	
Los Angeles	160	\$ 491,226,457.06	9	\$ 11,690,606.00	210	\$ 560,648,066.50
Madera	3	\$ 25,200,315.00	0		5	\$ 41,671,783.70
Marin	13	\$ 18,768,897.00	0		10	\$ 16,596,665.20
Mariposa	0		0		0	
Mendocino	5	\$ 4,236,337.00	0		2	\$ 2,557,723.20
Merced	20	\$ 65,318,887.00	0		23	\$ 44,149,547.40
Modoc	0		0		0	
Mono	0		0		0	
Monterey	18	\$ 62,013,929.72	2	\$ 11,408,911.00	7	\$ 10,692,674.80
Napa	2	\$ 8,989,320.00	0		4	\$ 13,384,671.00
Nevada	0		0		7	\$ 6,996,559.95
Orange	83	\$ 507,618,755.75	2	\$ 10,050,034.00	91	\$ 224,634,686.48
Placer	11	\$ 45,878,625.00	0		18	\$ 114,101,660.20
Plumas	1	\$ 526,164.00	0		1	\$ 2,881,602.00
Riverside	56	\$ 230,866,395.02	0		36	\$ 165,686,067.00
Sacramento	35	\$ 123,063,270.96	3	\$ 15,717,939.00	48	\$ 104,849,953.43
San Benito	5	\$ 7,799,228.32	2	\$ 6,283,480.25	5	\$ 23,122,070.80
San Bernardino	49	\$ 147,284,104.66	0		37	\$ 110,670,092.60
San Diego	49	\$ 264,164,672.88	1	\$ 1,810,475.00	72	\$ 187,046,594.10
San Francisco	17	\$ 69,368,232.11	0		1	\$ 1,522,603.20
San Joaquin	29	\$ 99,141,287.58	0		6	\$ 27,084,803.80
San Luis Obispo	8	\$ 18,172,481.32	0		8	\$ 15,299,349.00
San Mateo	24	\$ 63,817,664.00	0		12	\$ 33,115,205.20
Santa Barbara	19	\$ 29,129,452.50	0		19	\$ 87,385,104.00
Santa Clara	15	\$ 22,571,327.41	0		26	\$ 52,997,636.40
Santa Cruz	7	\$ 10,399,137.00	0		6	\$ 6,326,146.80
Shasta	1	\$ 451,339.00	1	\$ 2,564,811.00	3	\$ 2,702,479.00

Proposition 51 Distribution

As of 10/31/2020

County	<u>Apportioned</u> Project Count	<u>Apportioned</u> Dollar Amount	<u>Unfunded</u> Project Count	<u>Unfunded</u> Dollar Amount	<u>Workload</u> Project Count	<u>Workload</u> Dollar Amount
Sierra	0		0		0	
Siskiyou	5	\$ 4,584,906.00	0		3	\$ 1,929,780.00
Solano	7	\$ 11,008,776.00	0		15	\$ 33,894,180.80
Sonoma	14	\$ 15,549,416.00	0		5	\$ 11,587,374.60
Stanislaus	6	\$ 12,922,970.00	0		11	\$ 15,784,358.10
Sutter	1	\$ 2,527,280.00	0		4	\$ 16,181,200.80
Tehama	4	\$ 6,813,808.29	4	\$ 151,410.00	5	\$ 19,202,033.75
Trinity	7	\$ 63,225,743.19	0		2	\$ 5,597,444.50
Tulare	46	\$ 116,121,839.40	2	\$ 3,775,030.00	27	\$ 153,410,532.15
Tuolumne	0		0		1	\$ 1,990,027.20
Ventura	18	\$ 73,135,192.00	0		19	\$ 47,833,347.40
Yolo	2	\$ 1,820,253.00	0		6	\$ 10,417,233.20
Yuba	15	\$ 1,861,917.00	0		4	\$ 4,374,651.20
Total	996	\$ 3,276,276,717.93	32	\$ 116,906,309.00	972	\$ 2,746,972,116.81

School Facility Program Bond Authority from Proposition 51

(in millions of dollars, as of October 31, 2020)

New Construction

Legend

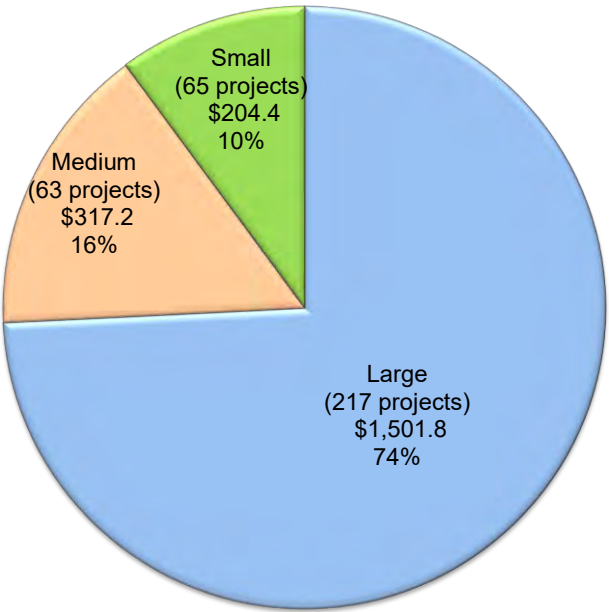
Small School Districts – ADA < 2,500 pupils

Medium School Districts – ADA > 2,500 pupils < 10,000 pupils

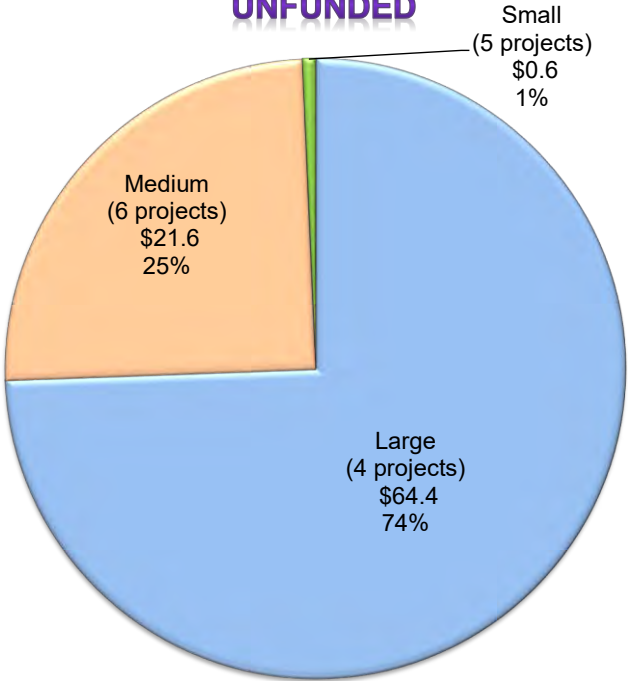
Large School Districts – ADA > 10,000 pupils

District Size (based on 2019/20 Enrollment)
 (# of projects)
 (in millions)

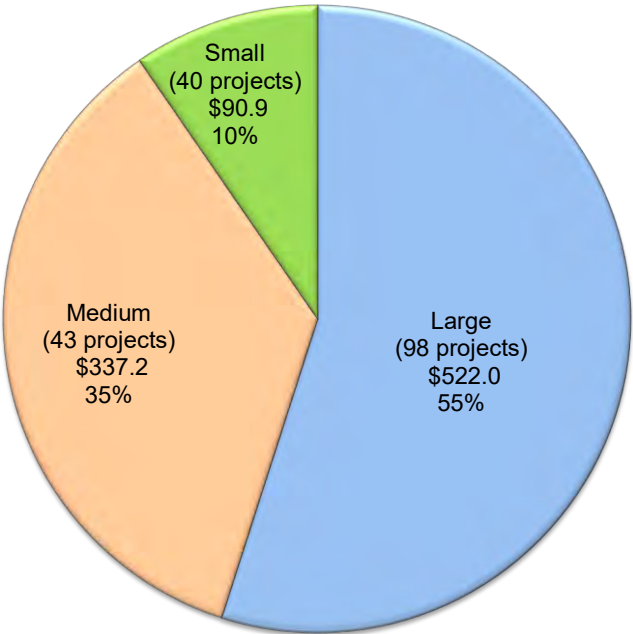
APPORTIONED



UNFUNDED



CURRENT WORKLOAD



School Facility Program Bond Authority from Proposition 51
(in millions of dollars, as of October 31, 2020)
Modernization

Legend

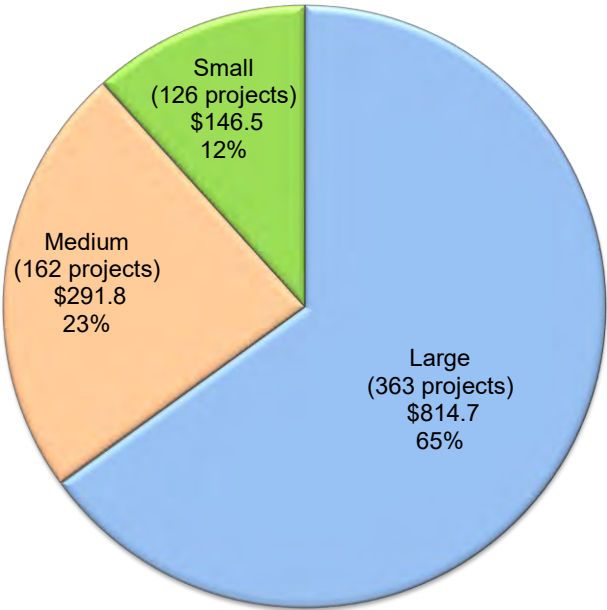
Small School Districts – ADA < 2,500 pupils

Medium School Districts – ADA > 2,500 pupils < 10,000 pupils

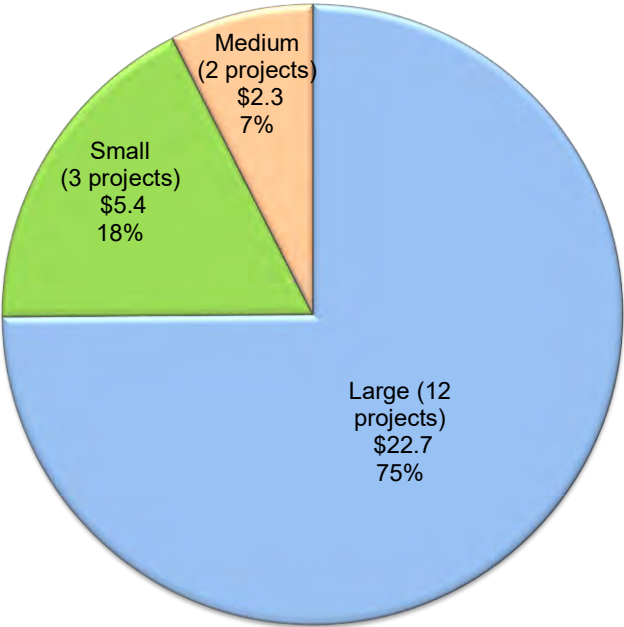
Large School Districts – ADA > 10,000 pupils

District Size (based on 2019/20 Enrollment)
(# of projects)
(in millions)

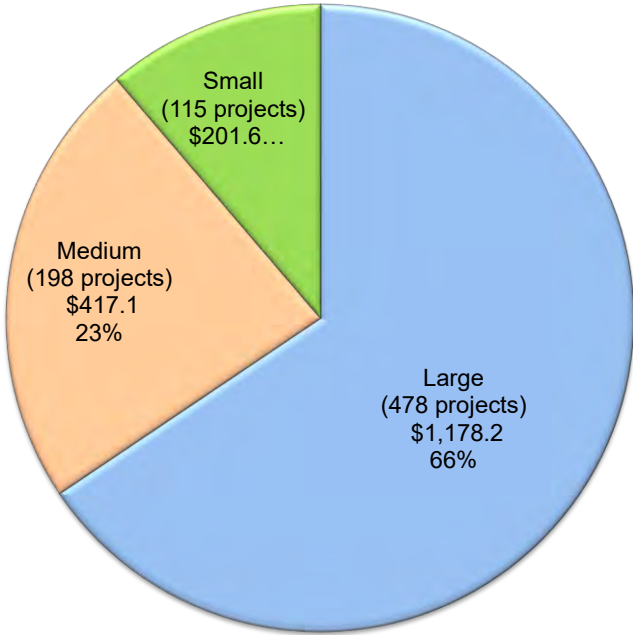
APPORTIONED



UNFUNDED



CURRENT WORKLOAD



Unique School Districts (USD) Receiving Proposition 51 Funds (As of October 31, 2020)

New Construction

2019/20 Enrollment

	School Districts Statewide		
	#	%	Enrollment
Small – ADA < 2,500 pupils	592	57%	419,625
Medium – ADA > 2,500 pupils < 10,000 pupils	267	26%	1,371,422
Large – ADA > 10,000 pupils	175	17%	4,395,231
	1,034	100%	6,186,278

Apportioned					
# of USD	Enrollment	\$ Amount	By Size*	Size vs.	Students***
41	36,497	\$ 204,354,821	25.5%	4.0%	0.6%
47	253,896	\$ 317,213,244	29.2%	4.5%	4.1%
73	2,329,666	\$ 1,501,774,529	45.3%	7.1%	37.7%
161	2,620,059	\$ 2,023,342,594	100.0%	15.6%	42.4%

Unfunded					
# of USD	Enrollment	\$ Amount	By Size*	Size vs.	Students***
2	3,091	\$ 582,915	20.0%	0.2%	0.0%
5	28,534	\$ 21,562,299	50.0%	0.5%	0.5%
3	74,747	\$ 64,436,336	30.0%	0.3%	1.2%
10	106,372	\$ 86,581,550	100.0%	1.0%	1.7%

Workload					
# of USD	Enrollment	\$ Amount	By Size*	Size vs.	Students***
26	30,186	\$ 90,927,739	27.1%	2.5%	0.5%
30	172,696	\$ 337,156,356	31.3%	2.9%	2.8%
40	1,425,372	\$ 521,978,669	41.7%	3.9%	23.0%
96	1,628,254	\$ 950,062,764	100.0%	9.3%	26.3%

Modernization

2019/20 Enrollment

	School Districts Statewide		
	#	%	Enrollment
Small – ADA < 2,500 pupils	592	57%	419,625
Medium – ADA > 2,500 pupils < 10,000 pupils	267	26%	1,371,422
Large – ADA > 10,000 pupils	175	17%	4,395,231
	1,034	100%	6,186,278

Apportioned					
# of USD	Enrollment	\$ Amount	By Size*	Size vs.	Students**
82	73,604	\$ 146,505,493	34.5%	7.9%	1.2%
72	380,375	\$ 291,762,135	30.3%	7.0%	6.1%
84	2,744,625	\$ 814,666,496	35.3%	8.1%	44.4%
238	3,198,604	\$ 1,252,934,124	100.0%	23.0%	51.7%

Unfunded					
# of USD	Enrollment	\$ Amount	By Size*	Size vs.	Students**
3	4,478	\$ 5,352,651	25.0%	0.3%	0.1%
2	10,390	\$ 2,266,222	16.7%	0.2%	0.2%
7	732,284	\$ 22,705,886	58.3%	0.7%	11.8%
12	747,152	\$ 30,324,759	100.0%	1.2%	12.1%

Workload					
# of USD	Enrollment	\$ Amount	By Size*	Size vs.	Students**
77	82,597	\$ 201,577,171	33.0%	7.4%	1.3%
74	396,172	\$ 417,082,892	31.8%	7.2%	6.4%
82	2,767,519	\$ 1,178,249,290	35.2%	7.9%	44.7%
233	3,246,288	\$ 1,796,909,353	100.0%	22.5%	52.5%

*Percentage of funding to small, medium or large school districts

** Percentage of funding to small, medium, and large school district vs. all school districts statewide

***Percentage of students statewide

TENTATIVE WORKLOAD

January 2021

ACTION ITEMS

Annual Adjustment to School Facility Program Grants
Proposed Regulatory Amendments to the Charter School Facilities Program

REPORTS, DISCUSSION and INFORMATION ITEMS

Standard Information Items

FINANCIAL REPORTS

Status of Fund Releases
Status of Funds

TENTATIVE WORKLOAD

February 2021

ACTION ITEMS

REPORTS, DISCUSSION and INFORMATION ITEMS

Standard Information Items

FINANCIAL REPORTS

Status of Fund Releases
Status of Funds

TENTATIVE WORKLOAD

March 2021

ACTION ITEMS

REPORTS, DISCUSSION and INFORMATION ITEMS

Standard Information Items

FINANCIAL REPORTS

Status of Fund Releases
Status of Funds

APPEALS

Received as of October 31, 2020

<u>Appeal Received Date</u>	<u>District/County</u>	<u>Tentative SAB Date*</u>	<u>Description</u>
10/17/17	San Bernardino City USD/San Bernardino	TBD	District requests OPSC to accept \$870,618 in expenditures for three SFP modernization projects.
5/11/18	Lennox SD/Los Angeles	TBD	District requests that site acquisition funds of \$5,266,001.13 be considered savings as this is an Overcrowded Relief Grant Project.
11/19/19	Santa Cruz County office of Education/Santa Cruz	2/2021	County Office of Education disagrees with audit findings that the cost associated with construction insurance is an ineligible expenditure.
10/26/20	Grossmont UHSD/San Diego	2/2021	District requests that pupil grants not be deducted from its new construction eligibility baseline as a result of closing out project funding on a site only apportionment.

*Please note: Tentative SAB Date is not a guaranteed meeting date and may be subject to change.

STATE ALLOCATION BOARD MEETING DATES

The State Allocation Board (SAB) meeting dates for the 2021 calendar year are as follows:

Board Date	Type of Meeting
January 27, 2021*	Monthly (Consent/Appeals/Action)
February 24, 2021*	Monthly (Consent/Appeals/Action)
March 24, 2021*	Monthly (Consent/Appeals/Action)
April 28, 2021*	Monthly (Consent/Appeals/Action)
May 26, 2021*	Monthly (Consent/Appeals/Action)
June 23, 2021*	Monthly (Consent/Appeals/Action)
July 28, 2021*	Monthly (Consent/Appeals/Action)
August 25, 2021*	Monthly (Consent/Appeals/Action)
September 22, 2021*	Monthly (Consent/Appeals/Action)
October 27, 2021*	Monthly (Consent/Appeals/Action)
December 2021*	Monthly (Consent/Appeals/Action)

*The projected dates and time will be determined upon the discussion with the Vice-Chair and Chair based on workload.

The SAB meets in different rooms within the State Capitol at 4:00 p.m. when the State Legislature is in session and at 2:00 p.m. when the State Legislature is out on recess. Due to scheduling changes within the Legislature, some of the SAB meetings may be canceled or changed with short notice.

INFORMATION ITEM

SCHOOL FACILITY PROGRAM NEW CONSTRUCTION AND MODERNIZATION UNFUNDED LIST (as of October 28, 2020)

The New Construction and Modernization projects on this list have received an “unfunded” approval by the State Allocation Board (SAB). Note that an “unfunded” approval does not guarantee a future apportionment by the SAB.

Published monthly in the SAB Agenda.

This report is also located on the [OPSC Website](#)

Unfunded Approvals
as of October 28, 2020 SAB

County	School District	Application Number	Program	Approval	Received Date	SAB Unfunded Approval	Financial Hardship Apportionment	Loan	State Share	Total Apportionment	Cumulative Amount	Submitted Certification Letter November 2020	Grant Agreement Received as of 11/05/2020
MONTEREY	GREENFIELD UNION ELEMENTARY	58/66035-00-002	Rehabilitation	G	4/7/2020	9/30/2020	0.00	0.00	91,089.45	91,089.45	91,089.45	Yes	No
LOS ANGELES	LOS ANGELES UNIFIED	58/64733-00-004	Rehabilitation - Seismic	G	8/15/2018	10/28/2020	0.00	0.00	825,596.00	825,596.00	916,685.45	No	No
IMPERIAL	CALEXICO UNIFIED	51/63099-00-001	Facility Hardship - Seismic	G	6/29/2020	10/28/2020	0.00	0.00	949,620.00	949,620.00	1,866,305.45	No	No
ALAMEDA	OAKLAND UNIFIED	54/61259-09-010	Charter	D	6/5/2017	1/24/2018	0.00	200,206.10	200,206.10	400,412.20	2,266,717.65	No	No
ALAMEDA	OAKLAND UNIFIED	54/61259-09-011	Charter	D	6/5/2017	1/24/2018	0.00	2,150,284.80	2,150,284.80	4,300,569.60	6,567,287.25	No	No
SANTA CLARA	ALUM ROCK UNION ELEMENTARY	54/69369-00-003	Charter	D	5/30/2014	6/19/2018	0.00	25,675.55	25,675.55	51,351.10	6,618,638.35	No	No
ALAMEDA	SAN LORENZO UNIFIED	54/61309-00-003	Charter	D	6/5/2017	12/11/2018	0.00	845,455.40	845,455.40	1,690,910.80	8,309,549.15	No	No
SAN BERNARDINO	SAN BERNARDINO CITY UNIFIED	54/67876-00-004	Charter	D	6/5/2017	1/22/2019	0.00	229,399.00	229,399.00	458,798.00	8,768,347.15	No	No
SACRAMENTO	SACRAMENTO CITY UNIFIED	54/67439-00-008	Charter	S	6/5/2017	5/2/2019	0.00	212,228.00	212,228.00	424,456.00	9,192,803.15	No	Yes
SANTA CLARA	EAST SIDE UNION HIGH	54/69427-00-005	Charter	D	6/5/2017	7/23/2019	0.00	1,552,568.80	1,552,568.80	3,105,137.60	12,297,940.75	No	Yes
SANTA CLARA	EAST SIDE UNION HIGH	54/69427-00-006	Charter	D	6/5/2017	7/23/2019	0.00	27,429.70	27,429.70	54,859.40	12,352,800.15	No	Yes
LOS ANGELES	LOS ANGELES UNIFIED	54/64733-00-102	Charter	S	6/1/2017	3/23/2020	0.00	7,441,670.00	7,441,670.00	14,883,340.00	27,236,140.15	No	No
GLENN	GLENN COUNTY OFFICE OF EDUCATION	55/10116-00-001	Career Tech New Construction	G	3/22/2001	9/30/2020	0.00	0.00	1,073,463.00	1,073,463.00	28,309,603.15	No	No
SACRAMENTO	TWIN RIVERS UNIFIED	57/76505-00-045	Modernization	G	6/21/2017	9/30/2020	0.00	0.00	566,251.00	566,251.00	28,875,854.15	No	No
MONTEREY	GREENFIELD UNION ELEMENTARY	50/66035-00-003	New Construction	G	10/3/2017	9/30/2020	0.00	0.00	857,128.00	857,128.00	29,732,982.15	Yes	No
LOS ANGELES	NORWALK-LA MIRADA UNIFIED	57/64840-00-027	Modernization	G	10/4/2017	9/30/2020	0.00	0.00	1,704,749.00	1,704,749.00	31,437,731.15	No	No
TEHAMA	ANTELOPE ELEMENTARY	50/71472-00-004	New Construction	G	10/6/2017	9/30/2020	0.00	0.00	103,920.00	103,920.00	31,541,651.15	Yes	No
LOS ANGELES	NORWALK-LA MIRADA UNIFIED	57/64840-00-028	Modernization	G	10/6/2017	9/30/2020	0.00	0.00	1,779,709.00	1,779,709.00	33,321,360.15	No	No
LOS ANGELES	NORWALK-LA MIRADA UNIFIED	57/64840-00-029	Modernization	G	10/6/2017	9/30/2020	0.00	0.00	596,943.00	596,943.00	33,918,303.15	No	No
SACRAMENTO	FOLSOM-CORDOVA UNIFIED	50/67330-21-010	New Construction	G	10/16/2017	9/30/2020	0.00	0.00	6,904,041.00	6,904,041.00	40,822,344.15	Yes	No
SACRAMENTO	FOLSOM-CORDOVA UNIFIED	50/67330-21-011	New Construction	G	10/16/2017	9/30/2020	0.00	0.00	8,247,647.00	8,247,647.00	49,069,991.15	Yes	No
TULARE	CUTLER-OROSI JOINT UNIFIED	57/71860-00-009	Modernization	D	10/16/2017	9/30/2020	296,389.00	0.00	558,353.00	854,742.00	49,924,733.15	No	No
LOS ANGELES	BURBANK UNIFIED	57/64337-00-020	Modernization	G	10/17/2017	9/30/2020	0.00	0.00	727,622.00	727,622.00	50,652,355.15	Yes	No
LOS ANGELES	NEWHALL ELEMENTARY	57/64832-00-005	Modernization	G	10/19/2017	9/30/2020	0.00	0.00	1,411,480.00	1,411,480.00	52,063,835.15	Yes	No
SHASTA	COLUMBIA ELEMENTARY	57/69948-00-002	Modernization	G	10/20/2017	9/30/2020	0.00	0.00	2,564,811.00	2,564,811.00	54,628,646.15	Yes	No
BUTTE	CHICO UNIFIED	55/61424-00-008	Career Tech New Construction	G	8/10/2018	9/30/2020	0.00	0.00	731,544.00	731,544.00	55,360,190.15	Yes	No
BUTTE	CHICO UNIFIED	55/61424-00-009	Career Tech New Construction	G	8/10/2018	9/30/2020	0.00	0.00	796,730.00	796,730.00	56,156,920.15	No	No
BUTTE	CHICO UNIFIED	55/61424-00-010	Career Tech New Construction	G	8/10/2018	9/30/2020	0.00	0.00	1,974,856.00	1,974,856.00	58,131,776.15	Yes	No
ALAMEDA	CASTRO VALLEY UNIFIED	55/61150-00-002	Career Tech New Construction	G	10/29/2018	9/30/2020	0.00	0.00	1,753,121.00	1,753,121.00	59,884,897.15	Yes	No
DEL NORTE	DEL NORTE COUNTY UNIFIED	55/61820-00-001	Career Tech New Construction	G	2/20/2019	9/30/2020	0.00	0.00	510,136.00	510,136.00	60,395,033.15	No	No
LOS ANGELES	ROWLAND UNIFIED	59/73452-00-007	Career Tech Rehabilitation	G	4/1/2019	9/30/2020	0.00	0.00	507,780.00	507,780.00	60,902,813.15	Yes	No
LOS ANGELES	ROWLAND UNIFIED	59/73452-00-008	Career Tech Rehabilitation	G	4/1/2019	9/30/2020	0.00	0.00	256,812.00	256,812.00	61,159,625.15	Yes	No
CONTRA COSTA	WEST CONTRA COSTA UNIFIED	55/61796-01-003	Career Tech New Construction	G	9/6/2019	9/30/2020	0.00	0.00	462,307.00	462,307.00	61,621,932.15	Yes	No
CONTRA COSTA	WEST CONTRA COSTA UNIFIED	55/61796-01-004	Career Tech New Construction	G	9/6/2019	9/30/2020	0.00	0.00	1,223,971.00	1,223,971.00	62,845,903.15	Yes	No
CONTRA COSTA	WEST CONTRA COSTA UNIFIED	55/61796-02-002	Career Tech New Construction	G	9/6/2019	9/30/2020	0.00	0.00	1,037,417.00	1,037,417.00	63,883,320.15	Yes	No
SAN LUIS OBISPO	SAN LUIS COASTAL UNIFIED	59/68809-00-010	Career Tech Rehabilitation	G	9/27/2019	9/30/2020	0.00	0.00	1,057,353.00	1,057,353.00	64,940,673.15	No	No
SAN LUIS OBISPO	SAN LUIS COASTAL UNIFIED	59/68809-00-011	Career Tech Rehabilitation	G	9/27/2019	9/30/2020	0.00	0.00	1,241,808.00	1,241,808.00	66,182,481.15	No	No
SONOMA	SONOMA VALLEY UNIFIED	59/70953-00-003	Career Tech Rehabilitation	G	10/11/2019	9/30/2020	0.00	0.00	1,500,000.00	1,500,000.00	67,682,481.15	No	No
SANTA BARBARA	SANTA BARBARA UNIFIED	55/76786-00-004	Career Tech New Construction	G	11/18/2019	9/30/2020	0.00	0.00	1,700,000.00	1,700,000.00	69,382,481.15	No	No
LOS ANGELES	HACIENDA LA PUENTE UNIFIED	59/73445-00-003	Career Tech Rehabilitation	G	11/21/2019	9/30/2020	0.00	0.00	1,184,442.00	1,184,442.00	70,566,923.15	No	No
SISKIYOU	SISKIYOU UNION HIGH	59/70466-00-003	Career Tech Rehabilitation	G	12/11/2019	9/30/2020	0.00	0.00	488,794.00	488,794.00	71,055,717.15	No	No
ORANGE	LOS ALAMITOS UNIFIED	55/73924-00-002	Career Tech New Construction	G	12/17/2019	9/30/2020	0.00	0.00	1,172,559.00	1,172,559.00	72,228,276.15	Yes	No
CONTRA COSTA	LIBERTY UNION HIGH	55/61721-00-002	Career Tech New Construction	G	12/20/2019	9/30/2020	0.00	0.00	1,727,095.00	1,727,095.00	73,955,371.15	Yes	No
LOS ANGELES	WEST COVINA UNIFIED	55/65094-00-005	Career Tech New Construction	G	1/4/2020	9/30/2020	0.00	0.00	3,000,000.00	3,000,000.00	76,955,371.15	Yes	No
LOS ANGELES	WEST COVINA UNIFIED	55/65094-00-006	Career Tech New Construction	G	1/14/2020	9/30/2020	0.00	0.00	3,000,000.00	3,000,000.00	79,955,371.15	Yes	No
SANTA BARBARA	SANTA YNEZ VALLEY UNION HIGH	55/69328-00-002	Career Tech New Construction	G	2/6/2020	9/30/2020	0.00	0.00	3,000,000.00	3,000,000.00	82,955,371.15	No	No
CONTRA COSTA	JOHN SWETT UNIFIED	59/61697-00-003	Career Tech Rehabilitation	G	2/11/2020	9/30/2020	0.00	0.00	794,591.00	794,591.00	83,749,962.15	Yes	No
YOLO	DAVIS JOINT UNIFIED	55/72678-00-002	Career Tech New Construction	G	2/18/2020	9/30/2020	0.00	0.00	3,000,000.00	3,000,000.00	86,749,962.15	No	No
YOLO	DAVIS JOINT UNIFIED	55/72678-00-003	Career Tech New Construction	G	2/18/2020	9/30/2020	0.00	0.00	1,659,421.00	1,659,421.00	88,409,383.15	No	No
YOLO	DAVIS JOINT UNIFIED	59/72678-00-001	Career Tech Rehabilitation	G	2/18/2020	9/30/2020	0.00	0.00	1,500,000.00	1,500,000.00	89,909,383.15	No	No
MONO	MAMMOTH UNIFIED	59/73692-00-002	Career Tech Rehabilitation	G	2/18/2020	9/30/2020	0.00	0.00	1,387,970.00	1,387,970.00	91,297,353.15	No	No
PLACER	ROCKLIN UNIFIED	59/75085-00-006	Career Tech Rehabilitation	G	2/18/2020	9/30/2020	0.00	0.00	1,500,000.00	1,500,000.00	92,797,353.15	No	No
DEL NORTE	DEL NORTE COUNTY UNIFIED	59/61820-00-002	Career Tech Rehabilitation	G	2/20/2020	9/30/2020	0.00	0.00	183,311.00	183,311.00	92,980,664.15	No	No
SAN BERNARDINO	COLTON JOINT UNIFIED	55/67686-00-001	Career Tech New Construction	G	2/25/2020	9/30/2020	0.00	0.00	2,870,223.00	2,870,223.00	95,850,887.15	Yes	No
RIVERSIDE	BANNING UNIFIED	55/66985-00-003	Career Tech New Construction	G	2/27/2020	9/30/2020	0.00	0.00	3,000,000.00	3,000,000.00	98,850,887.15	No	No
SAN DIEGO	POWAY UNIFIED	55/68296-00-008	Career Tech New Construction	G	2/27/2020	9/30/2020	0.00	0.00	310,282.00	310,282.00	99,161,169.15	No	No
SAN LUIS OBISPO	SAN LUIS COASTAL UNIFIED	59/68809-00-012	Career Tech Rehabilitation	G	3/2/2020	9/30/2020	0.00	0.00	1,177,058.00	1,177,058.00	100,338,227.15	No	No
SAN LUIS OBISPO	SAN LUIS COASTAL UNIFIED	59/68809-00-013	Career Tech Rehabilitation	G	3/3/2020	9/30/2020	0.00	0.00	1,400,231.00	1,400,231.00	101,738,458.15	No	No
YOLO	DAVIS JOINT UNIFIED	55/72678-00-004	Career Tech New Construction	G	3/4/2020	9/30/2020	0.00	0.00	3,000,000.00	3,000,000.00	104,738,458.15	No	No
TULARE	PORTERVILLE UNIFIED	55/75523-00-006	Career Tech New Construction	G	3/4/2020	9/30/2020	0.00	0.00	3,000,000.00	3,000,000.00	107,738,458.15	No	No
KINGS	HANFORD JOINT UNION HIGH	55/63925-00-004	Career Tech New Construction	G	3/9/2020	9/30/2020	0.00	0.00	1,294,928.00	1,294,928.00	109,033,386.15	No	No
ORANGE	TUSTIN UNIFIED	55/73643-00-003	Career Tech New Construction	G	3/9/2020	9/30/2020	0.00	0.00	3,000,000.00	3,000,000.00	112,033,386.15	Yes	No
CONTRA COSTA	ACALANES UNION HIGH	55/61630-00-001	Career Tech New Construction	G	3/10/2020	9/30/2020	0.00	0.00	1,615,242.00	1,615,242.00	113,648,628.15	No	No
PLACER	TAHOE-TRUCKEE UNIFIED	55/66944-00-006	Career Tech New Construction	G	3/11/2020	9/30/2020	0.00	0.00	1,949,582.00	1,949,582.00	115,598,210.15	No	No
PLACER	TAHOE-TRUCKEE UNIFIED	55/66944-00-007	Career Tech New Construction	G	3/11/2020	9/30/2020	0.00	0.00	2,071,281.00	2,071,281.00	117,669,491.15	No	No
PLACER	TAHOE-TRUCKEE UNIFIED	55/66944-00-008	Career Tech New Construction	G	3/11/2020	9/30/2020	0.00	0.00	1,314,477.00	1,314,477.00	118,983,968.15	No	No
PLACER	TAHOE-TRUCKEE UNIFIED	55/66944-00-009	Career Tech New Construction	G	3/11/2020	9/30/2020	0.00	0.00	260,535.00	260,535.00	119,244,503.15	No	No
SAN FRANCISCO	SAN FRANCISCO UNIFIED	59/68478-27-001	Career Tech Rehabilitation	G	3/12/2020	9/30/2020	0.00	0.00	1,246,541.00	1,246,541.00	120,491,044.15	No	No
FRESNO	FRESNO UNIFIED	55/62166-00-013	Career Tech New Construction	G	3/17/2020	9/30/2020	0.00	0.00	1,888,000.00	1,888,000.00	122,379,044.15	No	No

Unfunded Approvals
as of October 28, 2020 SAB

County	School District	Application Number	Program	Approval	Received Date	SAB Unfunded Approval	Financial Hardship Apportionment	Loan	State Share	Total Apportionment	Cumulative Amount	Submitted Certification Letter November 2020	Grant Agreement Received as of 11/05/2020
FRESNO	FRESNO UNIFIED	55/62166-00-014	Career Tech New Construction	G	3/17/2020	9/30/2020	0.00	0.00	3,000,000.00	3,000,000.00	125,379,044.15	No	No
FRESNO	FRESNO UNIFIED	55/62166-00-015	Career Tech New Construction	G	3/17/2020	9/30/2020	0.00	0.00	3,000,000.00	3,000,000.00	128,379,044.15	No	No
FRESNO	FRESNO UNIFIED	55/62166-00-016	Career Tech New Construction	G	3/17/2020	9/30/2020	0.00	0.00	1,698,775.00	1,698,775.00	130,077,819.15	No	No
FRESNO	FRESNO UNIFIED	55/62166-00-017	Career Tech New Construction	G	3/17/2020	9/30/2020	0.00	0.00	1,608,404.00	1,608,404.00	131,686,223.15	No	No
RIVERSIDE	PALM SPRINGS UNIFIED	55/67173-00-003	Career Tech New Construction	G	3/17/2020	9/30/2020	0.00	0.00	2,607,547.00	2,607,547.00	134,293,770.15	No	No
LOS ANGELES	WILLIAM S. HART UNION HIGH	55/65136-00-003	Career Tech New Construction	G	3/18/2020	9/30/2020	0.00	0.00	461,463.00	461,463.00	134,755,233.15	No	No
SACRAMENTO	CENTER JOINT UNIFIED	55/73973-00-001	Career Tech New Construction	G	3/18/2020	9/30/2020	0.00	0.00	1,801,045.00	1,801,045.00	136,556,278.15	Yes	No
SACRAMENTO	CENTER JOINT UNIFIED	55/73973-00-003	Career Tech New Construction	G	3/18/2020	9/30/2020	0.00	0.00	1,370,529.00	1,370,529.00	137,926,807.15	Yes	No
KINGS	REEF-SUNSET UNIFIED	55/73932-00-001	Career Tech New Construction	G	3/19/2020	9/30/2020	0.00	0.00	3,000,000.00	3,000,000.00	140,926,807.15	Yes	No
TULARE	PORTERVILLE UNIFIED	55/75523-00-007	Career Tech New Construction	G	3/20/2020	9/30/2020	0.00	0.00	3,000,000.00	3,000,000.00	143,926,807.15	No	No
HUMBOLDT	KLAMATH-TRINITY JOINT UNIFIED	55/62901-00-001	Career Tech New Construction	G	3/23/2020	9/30/2020	0.00	0.00	3,000,000.00	3,000,000.00	146,926,807.15	No	No
SACRAMENTO	FOLSOM-CORDOVA UNIFIED	55/67330-21-006	Career Tech New Construction	G	3/23/2020	9/30/2020	0.00	0.00	3,000,000.00	3,000,000.00	149,926,807.15	Yes	No
SACRAMENTO	FOLSOM-CORDOVA UNIFIED	55/67330-21-007	Career Tech New Construction	G	3/23/2020	9/30/2020	0.00	0.00	3,000,000.00	3,000,000.00	152,926,807.15	Yes	No
HUMBOLDT	NORTHERN HUMBOLDT UNION HIGH	59/62687-00-007	Career Tech Rehabilitation	G	3/23/2020	9/30/2020	0.00	0.00	42,933.00	42,933.00	152,969,740.15	No	No
HUMBOLDT	NORTHERN HUMBOLDT UNION HIGH	59/62687-00-008	Career Tech Rehabilitation	G	3/23/2020	9/30/2020	0.00	0.00	1,394,648.00	1,394,648.00	154,364,388.15	No	No
SAN JOAQUIN	MANTECA UNIFIED	55/68593-03-001	Career Tech New Construction	G	3/25/2020	9/30/2020	0.00	0.00	2,761,499.00	2,761,499.00	157,125,887.15	No	No
NEVADA	NEVADA JOINT UNION HIGH	59/66357-00-002	Career Tech Rehabilitation	G	3/25/2020	9/30/2020	0.00	0.00	1,132,501.00	1,132,501.00	158,258,388.15	No	No
NEVADA	NEVADA JOINT UNION HIGH	59/66357-00-003	Career Tech Rehabilitation	G	3/25/2020	9/30/2020	0.00	0.00	1,500,000.00	1,500,000.00	159,758,388.15	No	No
LOS ANGELES	EL MONTE UNION HIGH	59/64519-00-008	Career Tech Rehabilitation	G	3/26/2020	9/30/2020	0.00	0.00	1,402,674.00	1,402,674.00	161,161,062.15	No	No
SACRAMENTO	SAN JUAN UNIFIED	59/67447-00-005	Career Tech Rehabilitation	G	3/26/2020	9/30/2020	0.00	0.00	1,073,833.00	1,073,833.00	162,234,895.15	No	No
CONTRA COSTA	WEST CONTRA COSTA UNIFIED	55/61796-01-005	Career Tech New Construction	G	3/27/2020	9/30/2020	0.00	0.00	1,348,434.00	1,348,434.00	163,583,329.15	Yes	No
CONTRA COSTA	WEST CONTRA COSTA UNIFIED	55/61796-02-003	Career Tech New Construction	G	3/27/2020	9/30/2020	0.00	0.00	653,042.00	653,042.00	164,236,371.15	Yes	No
FRESNO	KINGS CANYON JOINT UNIFIED	55/62265-00-004	Career Tech New Construction	G	3/27/2020	9/30/2020	0.00	0.00	1,729,498.00	1,729,498.00	165,965,869.15	No	No
SAN BERNARDINO	SAN BERNARDINO CITY UNIFIED	55/67876-00-004	Career Tech New Construction	G	3/27/2020	9/30/2020	0.00	0.00	3,000,000.00	3,000,000.00	168,965,869.15	No	No
SAN BERNARDINO	SAN BERNARDINO CITY UNIFIED	55/67876-00-005	Career Tech New Construction	G	3/27/2020	9/30/2020	0.00	0.00	3,000,000.00	3,000,000.00	171,965,869.15	No	No
FRESNO	KINGS CANYON JOINT UNIFIED	59/62265-00-003	Career Tech Rehabilitation	G	3/27/2020	9/30/2020	0.00	0.00	288,088.00	288,088.00	172,253,957.15	No	No
FRESNO	KINGS CANYON JOINT UNIFIED	59/62265-00-004	Career Tech Rehabilitation	G	3/27/2020	9/30/2020	0.00	0.00	504,670.00	504,670.00	172,758,627.15	No	No
MARIN	SAN RAFAEL CITY HIGH	59/65466-00-002	Career Tech Rehabilitation	G	3/27/2020	9/30/2020	0.00	0.00	1,351,059.00	1,351,059.00	174,109,686.15	No	No
FRESNO	PARLIER UNIFIED	55/62364-00-001	Career Tech New Construction	G	3/30/2020	9/30/2020	0.00	0.00	1,595,385.00	1,595,385.00	175,705,071.15	No	No
MADERA	MADERA UNIFIED	55/65243-00-008	Career Tech New Construction	G	3/30/2020	9/30/2020	0.00	0.00	1,186,172.00	1,186,172.00	176,891,243.15	No	No
NEVADA	NEVADA JOINT UNION HIGH	55/66357-00-001	Career Tech New Construction	G	3/30/2020	9/30/2020	0.00	0.00	1,182,648.00	1,182,648.00	178,073,891.15	No	No
SONOMA	GEYSERVILLE UNIFIED	55/70706-00-001	Career Tech New Construction	G	3/30/2020	9/30/2020	0.00	0.00	2,006,040.00	2,006,040.00	180,079,931.15	Yes	No
COLUSA	WILLIAMS UNIFIED	59/61622-00-002	Career Tech Rehabilitation	G	3/30/2020	9/30/2020	0.00	0.00	1,500,000.00	1,500,000.00	181,579,931.15	No	No
FRESNO	KINGS CANYON JOINT UNIFIED	59/62265-00-005	Career Tech Rehabilitation	G	3/30/2020	9/30/2020	0.00	0.00	237,003.00	237,003.00	181,816,934.15	No	No
ORANGE	SANTA ANA UNIFIED	55/66670-00-005	Career Tech New Construction	G	3/31/2020	9/30/2020	0.00	0.00	3,000,000.00	3,000,000.00	184,816,934.15	No	No
SAN LUIS OBISPO	LUCIA MAR UNIFIED	55/68759-00-005	Career Tech New Construction	G	3/31/2020	9/30/2020	0.00	0.00	1,756,962.00	1,756,962.00	186,573,896.15	No	No
SAN LUIS OBISPO	LUCIA MAR UNIFIED	55/68759-00-006	Career Tech New Construction	G	3/31/2020	9/30/2020	0.00	0.00	613,177.00	613,177.00	187,187,073.15	No	No
SAN LUIS OBISPO	LUCIA MAR UNIFIED	55/68759-00-007	Career Tech New Construction	G	3/31/2020	9/30/2020	0.00	0.00	613,177.00	613,177.00	187,800,250.15	No	No
ORANGE	SANTA ANA UNIFIED	59/66670-00-008	Career Tech Rehabilitation	G	3/31/2020	9/30/2020	0.00	0.00	1,500,000.00	1,500,000.00	189,300,250.15	No	No
ORANGE	SANTA ANA UNIFIED	59/66670-00-009	Career Tech Rehabilitation	G	3/31/2020	9/30/2020	0.00	0.00	1,345,256.00	1,345,256.00	190,645,506.15	No	No
KERN	KERN HIGH	55/63529-00-020	Career Tech New Construction	G	4/1/2020	9/30/2020	0.00	0.00	2,080,999.00	2,080,999.00	192,726,505.15	No	No
STANISLAUS	MODESTO CITY HIGH	55/71175-00-005	Career Tech New Construction	G	4/1/2020	9/30/2020	0.00	0.00	1,501,533.00	1,501,533.00	194,228,038.15	No	No
STANISLAUS	MODESTO CITY HIGH	55/71175-00-006	Career Tech New Construction	G	4/1/2020	9/30/2020	0.00	0.00	1,164,131.00	1,164,131.00	195,392,169.15	No	No
FRESNO	KINGS CANYON JOINT UNIFIED	59/62265-00-006	Career Tech Rehabilitation	G	4/1/2020	9/30/2020	0.00	0.00	1,268,327.00	1,268,327.00	196,660,496.15	No	No
SAN DIEGO	SAN DIEGO UNIFIED	59/68338-00-024	Career Tech Rehabilitation	G	4/1/2020	9/30/2020	0.00	0.00	1,170,061.00	1,170,061.00	197,830,557.15	No	No
SAN DIEGO	SAN DIEGO UNIFIED	59/68338-00-025	Career Tech Rehabilitation	G	4/1/2020	9/30/2020	0.00	0.00	1,349,428.00	1,349,428.00	199,179,985.15	No	No
SAN DIEGO	SAN DIEGO UNIFIED	59/68338-00-026	Career Tech Rehabilitation	G	4/1/2020	9/30/2020	0.00	0.00	947,365.00	947,365.00	200,127,350.15	No	No
SAN DIEGO	SAN DIEGO UNIFIED	59/68338-00-029	Career Tech Rehabilitation	G	4/1/2020	9/30/2020	0.00	0.00	1,034,980.00	1,034,980.00	201,162,330.15	No	No
SAN DIEGO	SAN DIEGO UNIFIED	59/68338-00-031	Career Tech Rehabilitation	G	4/1/2020	9/30/2020	0.00	0.00	1,189,438.00	1,189,438.00	202,351,768.15	No	No
SAN DIEGO	SAN DIEGO UNIFIED	59/68338-00-032	Career Tech Rehabilitation	G	4/1/2020	9/30/2020	0.00	0.00	481,447.00	481,447.00	202,833,215.15	No	No
SAN DIEGO	SAN DIEGO UNIFIED	59/68338-00-033	Career Tech Rehabilitation	G	4/1/2020	9/30/2020	0.00	0.00	962,262.00	962,262.00	203,795,477.15	No	No
SAN DIEGO	SAN DIEGO UNIFIED	59/68338-00-035	Career Tech Rehabilitation	G	4/1/2020	9/30/2020	0.00	0.00	1,448,250.00	1,448,250.00	205,243,727.15	No	No
SAN DIEGO	SAN DIEGO UNIFIED	59/68338-08-001	Career Tech Rehabilitation	G	4/1/2020	9/30/2020	0.00	0.00	1,216,691.00	1,216,691.00	206,460,418.15	No	No
STANISLAUS	MODESTO CITY HIGH	59/71175-00-002	Career Tech Rehabilitation	G	4/1/2020	9/30/2020	0.00	0.00	287,106.00	287,106.00	206,747,524.15	No	No
LOS ANGELES	TORRANCE UNIFIED	55/65060-00-007	Career Tech New Construction	G	4/2/2020	9/30/2020	0.00	0.00	3,000,000.00	3,000,000.00	209,747,524.15	No	No
LOS ANGELES	TORRANCE UNIFIED	55/65060-00-008	Career Tech New Construction	G	4/2/2020	9/30/2020	0.00	0.00	3,000,000.00	3,000,000.00	212,747,524.15	No	No
RIVERSIDE	MORENO VALLEY UNIFIED	59/67124-00-001	Career Tech Rehabilitation	G	4/2/2020	9/30/2020	0.00	0.00	424,464.00	424,464.00	213,171,988.15	No	No
LOS ANGELES	LYNWOOD UNIFIED	55/64774-00-001	Career Tech New Construction	G	4/3/2020	9/30/2020	0.00	0.00	600,000.00	600,000.00	213,771,988.15	No	No
MERCED	LE GRAND UNION HIGH	55/65730-00-001	Career Tech New Construction	G	4/3/2020	9/30/2020	0.00	1,919,802.00	2,010,383.00	3,930,185.00	217,702,173.15	Yes	No
RIVERSIDE	MORENO VALLEY UNIFIED	55/67124-00-004	Career Tech New Construction	G	4/3/2020	9/30/2020	0.00	0.00	1,635,834.00	1,635,834.00	219,338,007.15	No	No
RIVERSIDE	MORENO VALLEY UNIFIED	55/67124-00-005	Career Tech New Construction	G	4/3/2020	9/30/2020	0.00	0.00	2,800,000.00	2,800,000.00	222,138,007.15	No	No
RIVERSIDE	MORENO VALLEY UNIFIED	55/67124-00-006	Career Tech New Construction	G	4/3/2020	9/30/2020	0.00	0.00	2,957,959.00	2,957,959.00	225,095,966.15	No	No
RIVERSIDE	RIVERSIDE UNIFIED	55/67215-00-002	Career Tech New Construction	G	4/3/2020	9/30/2020	0.00	0.00	3,000,000.00	3,000,000.00	228,095,966.15	No	No
SACRAMENTO	ELK GROVE UNIFIED	55/67314-00-013	Career Tech New Construction	G	4/3/2020	9/30/2020	0.00	0.00	2,255,663.00	2,255,663.00	230,351,629.15	No	No
SONOMA	SANTA ROSA HIGH	55/70920-00-004	Career Tech New Construction	G	4/3/2020	9/30/2020	0.00	0.00	1,243,957.00	1,243,957.00	231,595,586.15	No	No
FRESNO	CARUTHERS UNIFIED	55/75598-00-002	Career Tech New Construction	G	4/3/2020	9/30/2020	0.00	0.00	618,763.00	618,763.00	232,214,349.15	No	No
SANTA BARBARA	SANTA BARBARA UNIFIED	55/76786-00-005	Career Tech New Construction	G	4/3/2020	9/30/2020	0.00	0.00	2,203,744.00	2,203,744.00	234,418,093.15	No	No
ALAMEDA	OAKLAND UNIFIED	59/61259-00-004	Career Tech Rehabilitation	G	4/3/2020	9/30/2020	0.00	0.00	1,500,000.00	1,500,000.00	235,918,093.15	No	No
MERCED	LE GRAND UNION HIGH	59/65730-00-001	Career Tech Rehabilitation	G	4/3/2020	9/30/2020	0.00	938,301.00	942,362.00	1,880,663.00	237,798,756.15	Yes	No

Unfunded Approvals
as of October 28, 2020 SAB

County	School District	Application Number	Program	Approval	Received Date	SAB Unfunded Approval	Financial Hardship Apportionment	Loan	State Share	Total Apportionment	Cumulative Amount	Submitted Certification Letter November 2020	Grant Agreement Received as of 11/05/2020
ORANGE	ANAHEIM UNION HIGH	59/66431-02-001	Career Tech Rehabilitation	G	4/3/2020	9/30/2020	0.00	0.00	1,139,295.00	1,139,295.00	238,938,051.15	No	No
RIVERSIDE	MORENO VALLEY UNIFIED	59/67124-00-002	Career Tech Rehabilitation	G	4/3/2020	9/30/2020	0.00	0.00	1,099,967.00	1,099,967.00	240,038,018.15	No	No
SAN DIEGO	SAN DIEGUITO UNION HIGH	59/68346-00-002	Career Tech Rehabilitation	G	4/3/2020	9/30/2020	0.00	0.00	673,860.00	673,860.00	240,711,878.15	No	No
SAN DIEGO	SAN DIEGUITO UNION HIGH	59/68346-00-003	Career Tech Rehabilitation	G	4/3/2020	9/30/2020	0.00	0.00	1,067,835.00	1,067,835.00	241,779,713.15	No	No
FRESNO	CARUTHERS UNIFIED	59/75598-00-001	Career Tech Rehabilitation	G	4/3/2020	9/30/2020	0.00	0.00	161,628.00	161,628.00	241,941,341.15	No	No
FRESNO	WASHINGTON UNIFIED	59/76778-00-002	Career Tech Rehabilitation	G	4/3/2020	9/30/2020	0.00	322,734.00	505,934.00	828,668.00	242,770,009.15	Yes	No
IMPERIAL	IMPERIAL UNIFIED	55/63164-00-003	Career Tech New Construction	G	4/6/2020	9/30/2020	0.00	0.00	3,000,000.00	3,000,000.00	245,770,009.15	Yes	No
IMPERIAL	IMPERIAL UNIFIED	55/63164-00-004	Career Tech New Construction	G	4/6/2020	9/30/2020	0.00	0.00	2,309,681.00	2,309,681.00	248,079,690.15	Yes	No
LOS ANGELES	CENTINELA VALLEY UNION HIGH	55/64352-00-008	Career Tech New Construction	G	4/6/2020	9/30/2020	0.00	0.00	3,000,000.00	3,000,000.00	251,079,690.15	No	No
YOLO	ESPARTO UNIFIED	55/72686-00-002	Career Tech New Construction	G	4/6/2020	9/30/2020	0.00	0.00	1,139,072.00	1,139,072.00	252,218,762.15	No	No
YOLO	ESPARTO UNIFIED	55/72686-00-003	Career Tech New Construction	G	4/6/2020	9/30/2020	0.00	0.00	1,225,748.00	1,225,748.00	253,444,510.15	No	No
YOLO	ESPARTO UNIFIED	55/72686-00-004	Career Tech New Construction	G	4/6/2020	9/30/2020	0.00	0.00	1,225,224.00	1,225,224.00	254,669,734.15	No	No
RIVERSIDE	JURUPA UNIFIED	59/67090-00-005	Career Tech Rehabilitation	G	4/6/2020	9/30/2020	0.00	0.00	122,769.00	122,769.00	254,792,503.15	No	No
RIVERSIDE	JURUPA UNIFIED	59/67090-00-007	Career Tech Rehabilitation	G	4/6/2020	9/30/2020	0.00	0.00	77,576.00	77,576.00	254,870,079.15	No	No
VENTURA	SANTA PAULA UNIFIED	59/76828-00-002	Career Tech Rehabilitation	G	4/6/2020	9/30/2020	0.00	0.00	832,697.00	832,697.00	255,702,776.15	No	No
LAKE	KELSEYVILLE UNIFIED	55/64014-00-002	Career Tech New Construction	G	4/7/2020	9/30/2020	0.00	0.00	3,000,000.00	3,000,000.00	258,702,776.15	Yes	No
SACRAMENTO	NATOMAS UNIFIED	55/75283-00-001	Career Tech New Construction	G	4/7/2020	9/30/2020	0.00	0.00	2,109,740.00	2,109,740.00	260,812,516.15	No	No
TULARE	DINUBA UNIFIED	55/75531-00-006	Career Tech New Construction	G	4/7/2020	9/30/2020	0.00	3,000,000.00	3,000,000.00	6,000,000.00	266,812,516.15	No	No
TULARE	DINUBA UNIFIED	55/75531-00-007	Career Tech New Construction	G	4/7/2020	9/30/2020	0.00	3,000,000.00	3,000,000.00	6,000,000.00	272,812,516.15	No	No
RIVERSIDE	MORENO VALLEY UNIFIED	59/67124-00-003	Career Tech Rehabilitation	G	4/7/2020	9/30/2020	0.00	0.00	1,069,918.00	1,069,918.00	273,882,434.15	No	No
SACRAMENTO	NATOMAS UNIFIED	55/75283-00-002	Career Tech New Construction	G	4/8/2020	9/30/2020	0.00	0.00	3,000,000.00	3,000,000.00	276,882,434.15	No	No
FRESNO	SELMA UNIFIED	55/62430-00-001	Career Tech New Construction	G	4/10/2020	9/30/2020	0.00	0.00	2,469,708.00	2,469,708.00	279,352,142.15	Yes	No
SANTA CLARA	MORGAN HILL UNIFIED	55/69583-00-003	Career Tech New Construction	G	4/10/2020	9/30/2020	0.00	0.00	3,000,000.00	3,000,000.00	282,352,142.15	No	No
SHASTA	ANDERSON UNION HIGH	55/69856-00-001	Career Tech New Construction	G	4/13/2020	9/30/2020	0.00	0.00	682,615.00	682,615.00	283,034,757.15	Yes	No
SAN MATEO	SEQUOIA UNION HIGH	59/69062-00-002	Career Tech Rehabilitation	G	4/15/2020	9/30/2020	0.00	0.00	1,500,000.00	1,500,000.00	284,534,757.15	No	No
SAN BERNARDINO	SAN BERNARDINO CITY UNIFIED	59/67876-00-003	Career Tech Rehabilitation	G	4/22/2020	9/30/2020	0.00	0.00	1,500,000.00	1,500,000.00	286,034,757.15	No	No
TULARE	FARMERSVILLE UNIFIED	55/75325-00-003	Career Tech New Construction	G	5/4/2020	9/30/2020	0.00	0.00	1,639,063.00	1,639,063.00	287,673,820.15	No	No
MONTEREY	MONTEREY PENINSULA UNIFIED	59/66092-00-004	Career Tech Rehabilitation	G	5/7/2020	9/30/2020	0.00	0.00	1,317,678.00	1,317,678.00	288,991,498.15	No	No
MONTEREY	MONTEREY PENINSULA UNIFIED	59/66092-00-005	Career Tech Rehabilitation	G	5/7/2020	9/30/2020	0.00	0.00	814,710.00	814,710.00	289,806,208.15	No	No
HUMBOLDT	NORTHERN HUMBOLDT UNION HIGH	59/62687-00-009	Career Tech Rehabilitation	G	5/13/2020	9/30/2020	0.00	0.00	190,353.00	190,353.00	289,996,561.15	No	No
HUMBOLDT	NORTHERN HUMBOLDT UNION HIGH	59/62687-00-010	Career Tech Rehabilitation	G	5/13/2020	9/30/2020	0.00	0.00	51,123.00	51,123.00	290,047,684.15	No	No
HUMBOLDT	NORTHERN HUMBOLDT UNION HIGH	59/62687-00-011	Career Tech Rehabilitation	G	5/13/2020	9/30/2020	0.00	0.00	182,601.00	182,601.00	290,230,285.15	No	No
COLUSA	PIERCE JOINT UNIFIED	55/61614-00-002	Career Tech New Construction	G	5/29/2020	9/30/2020	0.00	0.00	1,328,727.00	1,328,727.00	291,559,012.15	No	No
BUTTE	CHICO UNIFIED	59/61424-00-012	Career Tech Rehabilitation	G	6/2/2020	9/30/2020	0.00	0.00	1,215,148.00	1,215,148.00	292,774,160.15	Yes	No
BUTTE	CHICO UNIFIED	59/61424-00-013	Career Tech Rehabilitation	G	6/2/2020	9/30/2020	0.00	0.00	1,500,000.00	1,500,000.00	294,274,160.15	Yes	No
LOS ANGELES	LONG BEACH UNIFIED	55/64725-05-003	Career Tech New Construction	G	6/4/2020	9/30/2020	0.00	0.00	798,477.00	798,477.00	295,072,637.15	No	No
YUBA	WHEATLAND UNION HIGH	55/72769-00-002	Career Tech New Construction	G	6/4/2020	9/30/2020	0.00	2,065,940.00	3,000,000.00	5,065,940.00	300,138,577.15	No	No
FRESNO	FIREBAUGH-LAS DELTAS UNIFIED	59/73809-00-004	Career Tech Rehabilitation	G	6/11/2020	9/30/2020	0.00	1,133,528.00	1,500,000.00	2,633,528.00	302,772,105.15	No	No
MARIN	SHORELINE UNIFIED	55/73361-00-001	Career Tech New Construction	G	6/16/2020	9/30/2020	0.00	0.00	2,996,852.00	2,996,852.00	305,768,957.15	Yes	No
SAN DIEGO	VISTA UNIFIED	55/68452-00-005	Career Tech New Construction	G	6/22/2020	9/30/2020	0.00	0.00	1,374,914.00	1,374,914.00	307,143,871.15	No	No
SAN DIEGO	VISTA UNIFIED	55/68452-00-006	Career Tech New Construction	G	6/22/2020	9/30/2020	0.00	0.00	1,374,914.00	1,374,914.00	308,518,785.15	No	No
NAPA	NAPA VALLEY UNIFIED	55/66266-00-007	Career Tech New Construction	G	6/23/2020	9/30/2020	0.00	0.00	3,000,000.00	3,000,000.00	311,518,785.15	No	No
NAPA	NAPA VALLEY UNIFIED	55/66266-00-008	Career Tech New Construction	G	6/23/2020	9/30/2020	0.00	0.00	1,849,613.00	1,849,613.00	313,368,398.15	No	No
SANTA CLARA	FREMONT UNION HIGH	55/69468-00-002	Career Tech New Construction	G	6/24/2020	9/30/2020	0.00	0.00	2,610,583.00	2,610,583.00	315,978,981.15	No	No
LOS ANGELES	WISEBURN UNIFIED	55/76869-00-005	Career Tech New Construction	G	6/24/2020	9/30/2020	0.00	0.00	1,193,841.00	1,193,841.00	317,172,822.15	No	No
LOS ANGELES	WISEBURN UNIFIED	55/76869-00-006	Career Tech New Construction	G	6/24/2020	9/30/2020	0.00	0.00	153,133.00	153,133.00	317,325,955.15	No	No
LOS ANGELES	WISEBURN UNIFIED	55/76869-00-007	Career Tech New Construction	G	6/24/2020	9/30/2020	0.00	0.00	108,881.00	108,881.00	317,434,836.15	No	No
LOS ANGELES	WISEBURN UNIFIED	55/76869-00-008	Career Tech New Construction	G	6/24/2020	9/30/2020	0.00	0.00	495,746.00	495,746.00	317,930,582.15	No	No
SACRAMENTO	SAN JUAN UNIFIED	54/67447-00-006	Charter	G	6/25/2020	9/30/2020	0.00	0.00	5,567,404.10	5,567,404.10	323,497,986.25	No	No
LOS ANGELES	COMPTON UNIFIED	55/73437-00-006	Career Tech New Construction	G	6/25/2020	9/30/2020	0.00	0.00	624,052.00	624,052.00	324,122,038.25	No	No
MERCED	DELHI UNIFIED	55/75366-00-001	Career Tech New Construction	G	6/25/2020	9/30/2020	0.00	0.00	3,000,000.00	3,000,000.00	327,122,038.25	Yes	No
ALAMEDA	PLEASANTON UNIFIED	55/75101-00-008	Career Tech New Construction	G	6/26/2020	9/30/2020	0.00	0.00	3,000,000.00	3,000,000.00	330,122,038.25	No	No
MONTEREY	SOUTH MONTEREY COUNTY HIGH	59/66068-00-003	Career Tech Rehabilitation	G	6/26/2020	9/30/2020	0.00	0.00	1,500,000.00	1,500,000.00	331,622,038.25	No	No
SANTA BARBARA	SANTA MARIA JOINT UNION HIGH	55/69310-00-006	Career Tech New Construction	G	6/29/2020	9/30/2020	0.00	0.00	1,074,691.00	1,074,691.00	332,696,729.25	No	No
SANTA BARBARA	SANTA MARIA JOINT UNION HIGH	55/69310-00-007	Career Tech New Construction	G	6/29/2020	9/30/2020	0.00	0.00	1,149,638.00	1,149,638.00	333,846,367.25	No	No
SOLANO	DIXON UNIFIED	55/70532-00-003	Career Tech New Construction	G	6/29/2020	9/30/2020	0.00	0.00	1,126,440.00	1,126,440.00	334,972,807.25	No	No
STANISLAUS	WATERFORD UNIFIED	55/75572-00-002	Career Tech New Construction	G	6/29/2020	9/30/2020	0.00	0.00	166,699.00	166,699.00	335,139,506.25	No	No
SANTA BARBARA	SANTA MARIA JOINT UNION HIGH	59/69310-00-005	Career Tech Rehabilitation	G	6/29/2020	9/30/2020	0.00	0.00	741,661.00	741,661.00	335,881,167.25	No	No
SANTA BARBARA	SANTA MARIA JOINT UNION HIGH	59/69310-00-006	Career Tech Rehabilitation	G	6/29/2020	9/30/2020	0.00	0.00	1,500,000.00	1,500,000.00	337,381,167.25	No	No
SANTA BARBARA	SANTA MARIA JOINT UNION HIGH	59/69310-00-007	Career Tech Rehabilitation	G	6/29/2020	9/30/2020	0.00	0.00	1,293,265.00	1,293,265.00	338,674,432.25	No	No
SANTA BARBARA	SANTA MARIA JOINT UNION HIGH	59/69310-00-008	Career Tech Rehabilitation	G	6/29/2020	9/30/2020	0.00	0.00	1,387,276.00	1,387,276.00	340,061,708.25	No	No
FRESNO	GOLDEN PLAINS UNIFIED	59/75234-00-003	Career Tech Rehabilitation	G	6/29/2020	9/30/2020	0.00	0.00	1,500,000.00	1,500,000.00	341,561,708.25	Yes	No
LOS ANGELES	LOS ANGELES UNIFIED	55/64733-00-031	Career Tech New Construction	G	6/30/2020	9/30/2020	0.00	0.00	1,454,675.00	1,454,675.00	343,016,383.25	No	No
LOS ANGELES	LOS ANGELES UNIFIED	55/64733-00-032	Career Tech New Construction	G	6/30/2020	9/30/2020	0.00	0.00	1,602,168.00	1,602,168.00	344,618,551.25	No	No
PLACER	ROCKLIN UNIFIED	59/75085-00-007	Career Tech Rehabilitation	G	6/30/2020	9/30/2020	0.00	0.00	1,474,836.00	1,474,836.00	346,093,387.25	No	No
SAN DIEGO	GROSSMONT UNION HIGH	50/68130-12-005	New Construction	RCI	7/13/2012	10/28/2020	0.00	0.00	168,074.87	168,074.87	346,261,462.12	N/A	N/A
TEHAMA	ANTELOPE ELEMENTARY	50/71472-00-001	New Construction	G	10/6/2017	10/28/2020	0.00	0.00	15,830.00	15,830.00	346,277,292.12	Yes	No
TEHAMA	ANTELOPE ELEMENTARY	50/71472-00-002	New Construction	G	10/6/2017	10/28/2020	0.00	0.00	15,830.00	15,830.00	346,293,122.12	Yes	No
TEHAMA	ANTELOPE ELEMENTARY	50/71472-00-003	New Construction	G	10/6/2017	10/28/2020	0.00	0.00	15,830.00	15,830.00	346,308,952.12	Yes	No

Unfunded Approvals
as of October 28, 2020 SAB

County	School District	Application Number	Program	Approval	Received Date	SAB Unfunded Approval	Financial Hardship Apportionment	Loan	State Share	Total Apportionment	Cumulative Amount	Submitted Certification Letter November 2020	Grant Agreement Received as of 11/05/2020
LOS ANGELES	LOS ANGELES UNIFIED	57/64733-00-635	Modernization	G	10/11/2017	10/28/2020	0.00	0.00	954,765.00	954,765.00	347,263,717.12	No	No
FRESNO	FIREBAUGH-LAS DELTAS UNIFIED	50/73809-00-005	New Construction	G	10/12/2017	10/28/2020	0.00	0.00	431,505.00	431,505.00	347,695,222.12	No	No
SAN DIEGO	ESCONDIDO UNION ELEMENTARY	57/68098-00-015	Modernization	G	10/12/2017	10/28/2020	0.00	0.00	1,810,475.00	1,810,475.00	349,505,697.12	No	No
FRESNO	FIREBAUGH-LAS DELTAS UNIFIED	57/73809-00-005	Modernization	G	10/12/2017	10/28/2020	0.00	0.00	1,049,435.00	1,049,435.00	350,555,132.12	No	No
KERN	PANAMA-BUENA VISTA UNION	50/63362-00-041	New Construction	G	10/16/2017	10/28/2020	0.00	0.00	13,578,879.00	13,578,879.00	364,134,011.12	No	No
LOS ANGELES	LOS ANGELES UNIFIED	57/64733-00-636	Modernization	G	10/17/2017	10/28/2020	0.00	0.00	3,164,166.00	3,164,166.00	367,298,177.12	No	No
HUMBOLDT	SOUTHERN HUMBOLDT JOINT UNIFIED	57/63040-00-002	Modernization	G	10/18/2017	10/28/2020	0.00	0.00	1,738,405.00	1,738,405.00	369,036,582.12	Yes	No
MONTEREY	GREENFIELD UNION ELEMENTARY	50/66035-00-002	New Construction	G	10/19/2017	10/28/2020	0.00	0.00	10,551,783.00	10,551,783.00	379,588,365.12	Yes	No
LOS ANGELES	LOS ANGELES UNIFIED	57/64733-00-637	Modernization	G	10/25/2017	10/28/2020	0.00	0.00	711,749.00	711,749.00	380,300,114.12	No	No
ORANGE	ANAHEIM UNION HIGH	57/66431-00-016	Modernization	G	10/25/2017	10/28/2020	0.00	0.00	6,254,813.00	6,254,813.00	386,554,927.12	Yes	No
ORANGE	ANAHEIM UNION HIGH	57/66431-00-017	Modernization	G	10/25/2017	10/28/2020	0.00	0.00	3,795,221.00	3,795,221.00	390,350,148.12	Yes	No
LOS ANGELES	DOWNEY UNIFIED	57/64451-00-030	Modernization	G	10/27/2017	10/28/2020	0.00	0.00	639,423.00	639,423.00	390,989,571.12	No	No
ALAMEDA	FREMONT UNIFIED	50/61176-09-001	New Construction	G	10/31/2017	10/28/2020	0.00	0.00	35,705,768.75	35,705,768.75	426,695,339.87	No	No
SAN BENITO	SAN BENITO HIGH	50/67538-00-002	New Construction	G	10/31/2017	10/28/2020	0.00	0.00	5,243,697.00	5,243,697.00	431,939,036.87	No	No
TULARE	DINUBA UNIFIED	50/75531-00-006	New Construction	J	10/31/2017	10/28/2020	1,460,144.00	0.00	1,460,144.00	2,920,288.00	434,859,324.87	No	No
SAN BENITO	HOLLISTER ELEMENTARY	50/67470-00-005	New Construction	S	9/25/2020	10/28/2020	0.00	0.00	1,039,783.25	1,039,783.25	435,899,108.12	Yes	No
Total							\$1,756,533.00	\$25,065,222.35	\$409,077,352.77	\$435,899,108.12			

*This Unfunded List (Lack of AB 55 Loans) includes \$25.4 million for 9 projects for Charter School Facilities Program Preliminary Apportionments for Design and Site Funding.

County	School District	Application Number	Program	Approval	Received Date	SAB Date	Financial Hardship Apportionment	Loan	State Share	Total Apportionment	Prop. 47	Prop. 55	Prop. 1D	Prop. 51	
ALAMEDA	OAKLAND UNIFIED	54/61259-13-002	Charter	P	5/28/2014	5/27/2015	0.00	2,916,055.40	2,916,055.40	5,832,110.80	0.00	0.00	5,832,110.80	0.00	
ALAMEDA	OAKLAND UNIFIED	54/61259-13-002	Charter	P	5/28/2014	8/26/2015	0.00	8,558,059.50	8,558,059.50	17,116,119.00	0.00	0.00	17,116,119.00	0.00	
SANTA CLARA	ALUM ROCK UNION ELEMENTARY	54/69369-00-003	Charter	P	5/30/2014	12/9/2015	0.00	231,079.95	231,079.95	462,159.90	0.00	10,660.00	451,499.90	0.00	
SAN DIEGO	SAN DIEGO UNIFIED	54/68338-00-003	Charter	P	5/18/2017	1/24/2018	0.00	0.00	5,223,938.40	5,223,938.40	0.00	0.00	0.00	5,223,938.40	
SAN DIEGO	SAN DIEGO UNIFIED	54/68338-00-005	Charter	P	5/18/2017	1/24/2018	0.00	0.00	1,852,054.20	1,852,054.20	0.00	0.00	0.00	1,852,054.20	
ALAMEDA	OAKLAND UNIFIED	54/61259-09-008	Charter	P	5/26/2017	1/24/2018	0.00	1,109,148.30	1,109,148.30	2,218,296.60	0.00	0.00	0.00	2,218,296.60	
ALAMEDA	OAKLAND UNIFIED	54/61259-09-009	Charter	P	5/26/2017	1/24/2018	0.00	11,544,660.00	11,544,660.00	23,089,320.00	0.00	0.00	0.00	23,089,320.00	
SANTA BARBARA	LOMPOC UNIFIED	54/69229-00-001	Charter	P	6/1/2017	1/24/2018	0.00	135,120.30	331,062.30	466,182.60	0.00	0.00	0.00	466,182.60	
SAN DIEGO	SAN DIEGO UNIFIED	54/68338-00-006	Charter	P	6/2/2017	1/24/2018	0.00	0.00	23,036,581.80	23,036,581.80	0.00	0.00	0.00	23,036,581.80	
SAN DIEGO	SAN DIEGO UNIFIED	54/68338-00-007	Charter	P	6/2/2017	1/24/2018	0.00	0.00	11,742,390.90	11,742,390.90	0.00	0.00	0.00	11,742,390.90	
ALAMEDA	OAKLAND UNIFIED	54/61259-00-006	Charter	P	6/5/2017	1/24/2018	0.00	9,842,314.50	9,842,314.50	19,684,629.00	0.00	0.00	0.00	19,684,629.00	
ALAMEDA	OAKLAND UNIFIED	54/61259-09-006	Charter	P	6/5/2017	1/24/2018	0.00	2,139,365.70	2,139,365.70	4,278,731.40	0.00	0.00	0.00	4,278,731.40	
ALAMEDA	OAKLAND UNIFIED	54/61259-09-007	Charter	P	6/5/2017	1/24/2018	0.00	4,610,634.30	4,610,634.30	9,221,268.60	0.00	0.00	0.00	9,221,268.60	
ALAMEDA	OAKLAND UNIFIED	54/61259-09-010	Charter	P	6/5/2017	1/24/2018	0.00	1,801,854.90	1,801,854.90	3,603,709.80	0.00	0.00	0.00	3,603,709.80	
ALAMEDA	OAKLAND UNIFIED	54/61259-09-011	Charter	P	6/5/2017	1/24/2018	0.00	19,352,563.20	19,352,563.20	38,705,126.40	0.00	0.00	0.00	38,705,126.40	
ALAMEDA	OAKLAND UNIFIED	54/61259-13-005	Charter	P	6/5/2017	1/24/2018	0.00	626,722.20	626,722.20	1,253,444.40	0.00	0.00	0.00	1,253,444.40	
ALAMEDA	OAKLAND UNIFIED	54/61259-13-006	Charter	P	6/5/2017	1/24/2018	0.00	3,037,278.60	3,037,278.60	6,074,557.20	0.00	0.00	0.00	6,074,557.20	
CONTRA COSTA	WEST CONTRA COSTA UNIFIED	54/61796-04-001	Charter	P	6/5/2017	1/24/2018	0.00	6,658,852.50	6,658,852.50	13,317,705.00	0.00	0.00	0.00	13,317,705.00	
CONTRA COSTA	WEST CONTRA COSTA UNIFIED	54/61796-04-002	Charter	P	6/5/2017	1/24/2018	0.00	5,037,607.80	5,037,607.80	10,075,215.60	0.00	0.00	0.00	10,075,215.60	
MARIPOSA	MARIPOSA COUNTY UNIFIED	54/65532-00-001	Charter	P	6/5/2017	1/24/2018	0.00	0.00	1,092,709.80	1,092,709.80	0.00	0.00	0.00	1,092,709.80	
SACRAMENTO	SAN JUAN UNIFIED	54/67447-00-005	Charter	P	6/5/2017	1/24/2018	0.00	0.00	5,974,846.20	5,974,846.20	0.00	0.00	0.00	5,974,846.20	
TULARE	VISALIA UNIFIED	54/72256-00-001	Charter	P	6/5/2017	1/24/2018	0.00	3,378,707.10	3,378,707.10	6,757,414.20	0.00	0.00	0.00	6,757,414.20	
TULARE	VISALIA UNIFIED	54/72256-00-002	Charter	P	6/5/2017	1/24/2018	0.00	5,195,620.80	5,195,620.80	10,391,241.60	0.00	0.00	0.00	10,391,241.60	
TULARE	VISALIA UNIFIED	54/72256-00-003	Charter	P	6/5/2017	1/24/2018	0.00	2,169,537.30	2,169,537.30	4,339,074.60	0.00	0.00	0.00	4,339,074.60	
TULARE	VISALIA UNIFIED	54/72256-00-004	Charter	P	6/5/2017	1/24/2018	0.00	753,290.10	753,290.10	1,506,580.20	0.00	0.00	0.00	1,506,580.20	
SAN DIEGO	SAN DIEGO UNIFIED	54/68338-00-004	Charter	P	5/18/2017	2/28/2018	0.00	0.00	5,649,357.60	5,649,357.60	0.00	0.00	0.00	5,649,357.60	
SOLANO	VALLEJO CITY UNIFIED	54/70581-00-006	Charter	P	5/22/2016	2/28/2018	0.00	13,277,356.90	13,277,356.90	26,554,713.80	590,900.00	2,315,550.00	12,651,864.00	10,996,399.80	
SOLANO	VALLEJO CITY UNIFIED	54/70581-00-007	Charter	P	5/22/2016	2/28/2018	0.00	452,842.20	452,842.20	905,684.40	0.00	0.00	905,684.40	0.00	
ALAMEDA	OAKLAND UNIFIED	54/61259-12-005	Charter	P	5/26/2017	2/28/2018	0.00	1,673,397.00	1,673,397.00	3,346,794.00	0.00	0.00	0.00	3,346,794.00	
ALAMEDA	OAKLAND UNIFIED	54/61259-12-006	Charter	P	5/26/2017	2/28/2018	0.00	1,701,603.00	1,701,603.00	3,403,206.00	0.00	0.00	0.00	3,403,206.00	
SACRAMENTO	NATOMAS UNIFIED	54/75283-00-008	Charter	P	5/26/2017	2/28/2018	0.00	0.00	2,573,846.10	2,573,846.10	0.00	0.00	2,573,846.10	0.00	
LOS ANGELES	LOS ANGELES UNIFIED	54/64733-00-101	Charter	P	6/2/2017	2/28/2018	0.00	13,850,962.20	13,850,962.20	27,701,924.40	0.00	0.00	0.00	27,701,924.40	
ALAMEDA	OAKLAND UNIFIED	54/61259-00-011	Charter	P	6/2/2017	2/28/2018	0.00	9,184,988.70	9,184,988.70	18,369,977.40	0.00	0.00	0.00	18,369,977.40	
SAN DIEGO	SAN DIEGO UNIFIED	54/68338-00-008	Charter	P	6/2/2017	2/28/2018	0.00	0.00	15,156,028.80	15,156,028.80	0.00	0.00	0.00	15,156,028.80	
SANTA CLARA	MORGAN HILL UNIFIED	54/69583-00-002	Charter	P	6/5/2017	2/28/2018	0.00	6,209,740.80	6,209,740.80	12,419,481.60	0.00	0.00	0.00	12,419,481.60	
SAN DIEGO	CAJON VALLEY UNION ELEMENTARY	54/67991-00-002	Charter	P	6/5/2017	2/28/2018	0.00	2,365,949.70	2,365,949.70	4,731,899.40	0.00	0.00	0.00	4,731,899.40	
SAN DIEGO	CAJON VALLEY UNION ELEMENTARY	54/67991-00-003	Charter	P	6/5/2017	2/28/2018	0.00	1,567,601.10	1,567,601.10	3,135,202.20	0.00	0.00	0.00	3,135,202.20	
SANTA CLARA	EAST SIDE UNION HIGH	54/69427-00-005	Charter	P	6/5/2017	2/28/2018	0.00	13,973,119.20	13,973,119.20	27,946,238.40	0.00	0.00	0.00	27,946,238.40	
SANTA CLARA	EAST SIDE UNION HIGH	54/69427-00-006	Charter	P	6/5/2017	2/28/2018	0.00	246,867.30	246,867.30	493,734.60	0.00	0.00	0.00	493,734.60	
SAN DIEGO	CAJON VALLEY UNION ELEMENTARY	54/67991-00-001	Charter	P	6/5/2017	2/28/2018	0.00	4,381,450.20	4,381,450.20	8,762,900.40	0.00	0.00	0.00	8,762,900.40	
ALAMEDA	OAKLAND UNIFIED	54/61259-00-010	Charter	P	6/5/2017	2/28/2018	0.00	10,227,982.50	10,227,982.50	20,455,965.00	0.00	0.00	0.00	20,455,965.00	
SAN BERNARDINO	SAN BERNARDINO CITY UNIFIED	54/67876-00-004	Charter	P	6/5/2017	2/28/2018	0.00	2,064,591.00	2,064,591.00	4,129,182.00	0.00	0.00	0.00	4,129,182.00	
SACRAMENTO	SACRAMENTO CITY UNIFIED	54/67439-00-007	Charter	P	6/5/2017	2/28/2018	0.00	5,049,542.70	5,049,542.70	10,099,085.40	0.00	0.00	0.00	10,099,085.40	
SACRAMENTO	SACRAMENTO CITY UNIFIED	54/67439-00-008	Charter	P	6/5/2017	2/28/2018	0.00	6,288,725.20	6,288,725.20	12,577,450.40	0.00	0.00	0.00	12,577,450.40	
SOLANO	VALLEJO CITY UNIFIED	54/70581-00-004	Charter	P	5/22/2017	05/23/2018	0.00	200,755.80	200,755.80	401,511.60	401,511.60	0.00	0.00	0.00	
SOLANO	VALLEJO CITY UNIFIED	54/70581-00-005	Charter	P	5/22/2017	05/23/2018	0.00	8,001,594.70	8,001,594.70	16,003,189.40	2,076,164.03	6,036,845.61	7,820,113.01	70,066.75	
LOS ANGELES	LOS ANGELES UNIFIED	54/64733-00-102	Charter	P	6/1/2017	05/23/2018	0.00	5,109,828.80	5,109,828.80	10,219,657.60	0.00	0.00	10,219,657.60	0.00	
ALAMEDA	HAYWARD UNIFIED	54/61192-02-003	Charter	P	6/5/2017	10/24/2018	0.00	7,006,307.40	7,006,307.40	14,012,614.80	0.00	0.00	14,012,614.80	0.00	
ALAMEDA	HAYWARD UNIFIED	54/61192-02-004	Charter	P	6/5/2017	10/24/2018	0.00	4,550,241.60	4,550,241.60	9,100,483.20	0.00	0.00	9,100,483.20	0.00	
ALAMEDA	SAN LORENZO UNIFIED	54/61309-00-003	Charter	P	6/5/2017	12/11/2018	0.00	7,608,998.60	7,608,998.60	15,217,997.20	0.00	0.00	15,217,997.20	0.00	
SACRAMENTO	SAN JUAN UNIFIED	54/67447-00-007	Charter	P	6/5/2017	12/11/2018	0.00	0.00	3,855,763.80	3,855,763.80	0.00	0.00	3,855,763.80	0.00	
LOS ANGELES	LOS ANGELES UNIFIED	54/64733-00-103	Charter	P	5/30/2017	5/22/2019	0.00	5,159,700.00	5,159,700.00	10,319,400.00	668,718.00	3,954,930.00	5,695,752.00	0.00	
RIVERSIDE	PERRIS ELEMENTARY	54/67199-00-001	Charter	P	6/5/2017	6/26/2019	0.00	0.00	9,523,442.70	9,523,442.70	0.00	0.00	7,455,591.70	2,067,851.00	
BUTTE	CHICO UNIFIED	54/61424-00-006	Charter	P	5/30/2017	2/26/2020	0.00	1,877,635.40	3,175,079.40	5,052,714.80	0.00	0.00	5,052,714.80	0.00	
BUTTE	CHICO UNIFIED	54/61424-00-007	Charter	P	5/30/2017	2/26/2020	0.00	2,555,059.80	4,584,394.80	7,139,454.60	0.00	0.00	4,847,001.60	2,292,453.00	
ALAMEDA	OAKLAND UNIFIED	54/61259-00-006	Charter	P	6/5/2017	8/26/2020	0.00	216,091.80	216,091.80	432,183.60	0.00	0.00	0.00	432,183.60	
Total								0.00	223,901,406.05	313,105,087.35	537,006,493.40	3,737,293.63	12,317,985.61	122,808,813.91	398,142,400.25

*This Charter Unfunded Preliminary list does not include \$25.4 million for 9 projects for Charter School Facilities Program Preliminary Apportionments for Design and Site Funding.

INFORMATION ITEM

SCHOOL FACILITY PROGRAM OFFICE OF PUBLIC SCHOOL CONSTRUCTION FUNDING WORKLOAD LISTING (Applications Received Through October 31, 2020)

The New Construction and Modernization projects on this list represent completed applications awaiting the Office of Public School Construction (OPSC) processing and scheduling to the State Allocation Board.

This list includes future workload that is identified as:

- Pending reflects workload that has been processed by OPSC but awaiting further information/documentation from the district.
- Reviewing reflects currently being processed by OPSC.

Pursuant to SFP Regulation Section 1859.95.1, this list also includes applications that were received, but not reviewed by OPSC. This list is presented to the State Allocation Board for acknowledgement.

This list is also available on the [OPSC Website](#) and is updated on the first and third Fridays of each month.

SFP APPLICATIONS
New Construction and Charter School Facilities Program
- Workload as of October 31, 2020 -

District	County	Site Name	Application Number	OPSC Date Received	Estimated State Grant (a)	Financial Hardship (b)	Notification Occurred**
Alisal Union	Monterey	Fremont Elementary	50/65961-00-011	08/10/17	\$ 7,231,447	\$ -	10/2/2019
Placer Union High	Placer	Del Oro High	50/66894-00-006	08/24/17	\$ 14,245,259	\$ -	11/1/2019
Raymond-Knowles Union Elementary	Madera	Raymond-Knowles Elementary	50/65276-00-001	09/19/17	\$ 197,883	\$ 197,883	11/1/2019
Oxnard Elementary	Ventura	Thurgood Marshall Elementary	50/72538-00-014	11/13/17	\$ 4,113,728	\$ -	2/26/2020
Lammersville Joint Unified	San Joaquin	Mountain House High	50/76760-00-008	11/29/17	\$ 4,515,588	\$ -	2/26/2020
Millville Elementary	Shasta	Millville Elementary	50/70052-00-002	12/04/17	\$ 387,910	\$ 387,910	2/26/2020
Hollister Elementary	San Benito	Sunnyslope Elementary	50/67470-00-004	12/07/17	\$ 5,060,372	\$ -	2/26/2020
Wasco Union Elementary	Kern	Teresa Burke Elementary	50/63842-00-004	12/11/17	\$ 926,805	\$ -	2/26/2020
Ceres Unified	Stanislaus	Central Valley High	50/71043-00-034	12/14/17	\$ 2,348,896	\$ -	2/26/2020
Beaumont Unified	Riverside	Starlight Elementary	50/66993-00-019	12/19/17	\$ 13,448,499	\$ -	2/26/2020
Kerman Unified	Fresno	Kerman High	50/73999-00-009	12/19/17	\$ 8,430,953	\$ -	2/26/2020
Santa Maria Joint Union High	Santa Barbara	Ernest Righetti High	50/69310-00-007	12/21/17	\$ 16,425,817	\$ -	3/4/2020
Irvine Unified	Orange	Stone Creek Elementary	50/73650-00-034	12/26/17	\$ 681,602	\$ -	3/4/2020
Fremont Unified	Alameda	American High	50/61176-09-002	01/02/18	\$ 8,941,241	\$ -	3/4/2020
Merced City Elementary	Merced	Franklin Elementary	50/65771-00-023	01/04/18	\$ 1,254,719	\$ -	3/4/2020
Butteville Union Elementary	Siskiyou	Butteville Elementary	50/70201-00-002	01/08/18	\$ 794,536	\$ -	3/4/2020
Menifee Union Elementary	Riverside	Elementary #14	50/67116-00-015	01/10/18	\$ 13,764,919	\$ -	3/4/2020
Rio Elementary	Ventura	Rio Steam K-8	50/72561-00-006	01/12/18	\$ 12,743,164	\$ -	3/4/2020
Redondo Beach Unified	Los Angeles	Redondo Union High	50/75341-00-001	01/16/18	\$ 2,646,278	\$ -	3/4/2020
San Ramon Valley Unified	Contra Costa	Stone Valley Middle	50/61804-00-042	01/17/18	\$ 2,259,928	\$ -	3/4/2020
Monson-Sultana Joint Union Elementary	Tulare	Monson-Sultana Elementary	50/72009-00-002	01/22/18	\$ 189,699	\$ 189,699	3/4/2020
Escondido Union	San Diego	Central Elementary	50/68098-00-009	01/23/18	\$ 3,704,661	\$ -	3/4/2020
Fairfield-Suisun Unified	Solano	Public Safety Academy	50/70540-00-027	01/25/18	\$ 4,803,198	\$ -	3/4/2020
Irvine Unified	Orange	Creekside High	50/73650-00-035	01/25/18	\$ 1,579,717	\$ -	3/4/2020
Irvine Unified	Orange	Sierra Vista Middle	50/73650-00-036	01/25/18	\$ 1,572,100	\$ -	3/4/2020
Irvine Unified	Orange	South Lake Middle	50/73650-00-037	01/25/18	\$ 870,227	\$ -	3/4/2020
Southern Kern Unified	Kern	Hamilton Elementary	50/63776-00-002	02/13/18	\$ 11,736,558	\$ 11,736,558	4/2/2020
West Park Elementary	Fresno	West Park Elementary	50/62539-00-001	02/15/18	\$ 528,065	\$ 528,065	4/2/2020
Beaumont Unified	Riverside	Beaumont Senior High	50/66993-00-020	02/20/18	\$ 965,901	\$ -	4/2/2020
Carpinteria Unified	Santa Barbara	Carpinteria Family	50/69146-00-002	02/27/18	\$ 1,382,615	\$ -	4/2/2020
Carpinteria Unified	Santa Barbara	Canalino Elementary	50/69146-00-003	02/27/18	\$ 1,252,982	\$ -	4/2/2020
Irvine Unified	Orange	Eastshore Elementary	50/73650-00-038	03/02/18	\$ 835,854	\$ -	4/2/2020
Irvine Unified	Orange	Venado Middle	50/73650-00-039	03/02/18	\$ 2,231,969	\$ -	4/2/2020
Corona-Norco Unified	Riverside	John Adams Elementary	50/67033-00-041	03/06/18	\$ 3,086,390	\$ -	4/2/2020
Roseville Joint Union High	Placer	New High School #6	50/66928-00-008	03/12/18	\$ 26,629,500	\$ -	10/1/2020
Tulare City	Tulare	Alpine Vista Elementary	50/72231-00-005	03/13/18	\$ 3,969,972	\$ -	10/1/2020
Gerber Union Elementary	Tehama	Gerber Elementary	50/71548-00-001	03/15/18	\$ 468,016	\$ 468,016	10/1/2020
Newman-Crows Landing Unified	Stanislaus	Hurd Barrington Elementary	50/73601-00-005	03/16/18	\$ 578,350	\$ -	
Snowline Joint Unified	San Bernardino	New Elementary	50/73957-00-016	03/19/18	\$ 1,850,720	\$ 1,850,720	
Snowline Joint Unified	San Bernardino	New Elementary	50/73957-00-017	03/19/18	\$ 84,062	\$ 84,062	
Snowline Joint Unified	San Bernardino	New Elementary	50/73957-00-018	03/19/18	\$ 84,062	\$ 84,062	
San Jacinto Unified	Riverside	New Middle School	50/67249-00-017	03/21/18	\$ 25,322,444	\$ -	
Irvine Unified	Orange	Loma Ridge Elementary	50/73650-00-040	03/21/18	\$ 33,872,655	\$ -	
Guadalupe Union Elementary	Santa Barbara	New Middle	50/69203-00-001	03/22/18	\$ 9,470,146	\$ 9,470,146	
Livingston Union	Merced	Campus Park Elementary	50/65748-00-003	03/28/18	\$ 2,247,743	\$ -	
Livingston Union	Merced	Selma Herndon Elementary	50/65748-00-004	03/28/18	\$ 1,101,192	\$ -	
Livingston Union	Merced	Yamato Colony Elementary	50/65748-00-005	03/28/18	\$ 774,268	\$ -	
Victor Elementary	San Bernardino	Elementary School #20	50/67918-00-011	03/30/18	\$ 10,935,579	\$ -	
Madera Unified	Madera	Matilda Torres High	50/65243-00-011	04/03/18	\$ 36,161,659	\$ -	
San Jose Unified	Santa Clara	San Jose High	50/69666-00-001	04/06/18	\$ 471,583	\$ -	
Corona-Norco Unified	Riverside	Lincoln Alternative Elementary	50/67033-00-042	04/10/18	\$ 1,641,187	\$ -	
Irvine Unified	Orange	Rancho San Joaquin Middle	50/73650-00-041	04/11/18	\$ 1,108,967	\$ -	
Coalinga-Huron Unified	Fresno	Huron Elementary	50/62125-00-005	04/13/18	\$ 3,166,987	\$ -	
Coalinga-Huron Unified	Fresno	Henry F Bishop Elementary	50/62125-00-006	04/13/18	\$ 2,601,786	\$ -	
Coalinga-Huron Unified	Fresno	Nell Dawson Elementary	50/62125-00-007	04/13/18	\$ 3,397,140	\$ -	
Coalinga-Huron Unified	Fresno	Huron Middle	50/62125-00-008	04/13/18	\$ 3,304,410	\$ -	
Santa Maria Joint Union High	Santa Barbara	Ag Ed & Career Tech Center	50/69310-00-008	04/17/18	\$ 4,547,024	\$ -	
San Marcos Unified	San Diego	San Marcos Middle	50/73791-00-018	04/17/18	\$ 9,500,378	\$ -	
Clay Joint Elementary	Fresno	Clay Elementary	50/62109-00-003	04/19/18	\$ 1,422,476	\$ 1,422,476	

SFP APPLICATIONS
New Construction and Charter School Facilities Program
- Workload as of October 31, 2020 -

District	County	Site Name	Application Number	OPSC Date Received	Estimated State Grant (a)	Financial Hardship (b)	Notification Occurred**
Buckeye Union Elementary	El Dorado	Charter Montessori Valley View Campus	50/61838-00-008	04/23/18	\$ 2,289,961	\$ -	
Oxnard	Ventura	Elm Street Elementary	50/72538-00-015	04/30/18	\$ 8,595,811	\$ -	
Oakley Union Elementary	Contra Costa	Summer Lake Elementary	50/61762-00-011	05/03/18	\$ 11,345,343	\$ 11,345,343	
Centinela Valley Union High	Los Angeles	Lawndale High	50/64352-00-006	05/04/18	\$ 5,840,880	\$ -	
Sutter Union High	Sutter	Sutter High	50/71449-00-003	05/08/18	\$ 6,127,663	\$ 6,127,663	
Sanger Unified	Fresno	Sanger Educational Complex	50/62414-00-022	05/11/18	\$ 24,284,563	\$ -	
Wasco Union Elementary	Kern	Palm Avenue Elementary	50/63842-00-005	05/21/18	\$ 1,363,433	\$ 1,363,433	
Visalia Unified	Tulare	Denton Elementary	50/72256-00-031	05/21/18	\$ 9,966,124	\$ -	
Jurupa Unified	Riverside	Glen Avon Elementary	50/67090-00-015	05/22/18	\$ 914,157	\$ -	
San Dieguito Union High	San Diego	Pacific Trails Middle	50/68346-00-005	05/29/18	\$ 6,239,976	\$ -	
Bakersfield City	Kern	Noble Elementary	50/63321-00-034	05/31/18	\$ 1,584,750	\$ -	
Konocti Unified	Lake	Lower Lake High	50/64022-00-001	05/31/18	\$ 478,657	\$ -	
Kern High	Kern	Independence High	50/63529-00-010	06/05/18	\$ 9,406,276	\$ -	
Caruthers Unified	Fresno	Caruthers Elementary	50/75598-00-001	06/05/18	\$ 1,702,182	\$ -	
Brea-Olinda Unified	Orange	Olinda Elementary	50/66449-00-002	06/08/18	\$ 867,837	\$ -	
Woodland Joint Unified	Yolo	Spring Lake Elementary	50/72710-00-006	06/08/18	\$ 4,633,025	\$ -	
Corona-Norco Unified	Riverside	Norco Elementary	50/67033-00-043	06/12/18	\$ 1,937,594	\$ -	
Riverdale Joint Unified	Fresno	Riverdale Elementary	50/75408-00-002	06/14/18	\$ 1,719,374	\$ -	
Fairfield-Suisun Unified	Solano	Grange Middle	50/70540-00-028	06/18/18	\$ 2,732,268	\$ -	
Walnut Valley Unified	Los Angeles	Quail Summit Elementary	50/73460-00-010	06/20/18	\$ 324,226	\$ -	
Lemoore Union High	Kings	Lemoore High	50/63982-00-002	06/22/18	\$ 1,221,650	\$ -	
Tulare Joint Union High	Tulare	Tulare Western High	50/72249-00-003	06/22/18	\$ 602,300	\$ -	
San Marcos Unified	San Diego	La Costa Meadows Elementary	50/73791-00-019	06/25/18	\$ 1,622,639	\$ -	
San Marcos Unified	San Diego	La Costa Meadows Elementary	50/73791-00-020	06/25/18	\$ 981,918	\$ -	
Dinuba Unified	Tulare	New High	50/75531-00-006	06/27/18	\$ 48,607,132	\$ 48,607,132	
Bakersfield City	Kern	Leo G Pauly Elementary	50/63321-00-035	06/28/18	\$ 1,464,460	\$ -	
Bakersfield City	Kern	Leo G Pauly Elementary	50/63321-00-036	06/28/18	\$ 1,692,826	\$ -	
Western Placer Unified	Placer	Glen Edwards Middle	50/66951-00-010	06/29/18	\$ 4,168,288	\$ -	
Fowler Unified	Fresno	Fowler High	50/62158-00-002	07/05/18	\$ 1,662,406	\$ -	
Guadalupe Union Elementary	Santa Barbara	Kermit McKenzie Junior High	50/69203-00-002	07/06/18	\$ 1,692,026	\$ -	
Irvine Unified	Orange	Cypress Village Elementary	50/73650-00-042	07/06/18	\$ 1,394,110	\$ -	
Irvine Unified	Orange	Woodbridge High	50/73650-00-043	07/06/18	\$ 3,041,419	\$ -	
Bakersfield City	Kern	Hort Elementary	50/63321-00-037	07/10/18	\$ 2,574,301	\$ -	
Bakersfield City	Kern	Bessie E Owens Intermediate	50/63321-00-038	07/12/18	\$ 1,416,427	\$ -	
Bakersfield City	Kern	Evergreen Elementary	50/63321-00-039	07/13/18	\$ 1,381,396	\$ -	
Merced City Elementary	Merced	Rudolph Rivera Elementary	50/65771-00-024	07/13/18	\$ 744,286	\$ -	
Imperial County Office of Education	Imperial	La Paloma Elementary	50/10132-01-005	07/16/18	\$ 117,011	\$ 117,011	
Imperial County Office of Education	Imperial	Cross Elementary	50/10132-02-002	07/16/18	\$ 234,022	\$ 234,022	
Imperial County Office of Education	Imperial	Calexico High	50/10132-03-006	07/16/18	\$ 234,022	\$ 234,022	
Imperial County Office of Education	Imperial	La Victoria Elementary	50/10132-03-007	07/16/18	\$ 351,032	\$ 351,032	
Imperial County Office of Education	Imperial	De Anza 9th Grade Academy	50/10132-03-008	07/16/18	\$ 351,032	\$ 351,032	
Fairfield-Suisun Unified	Solano	Fairview Elementary	50/70540-00-029	07/16/18	\$ 2,577,077	\$ -	
Liberty Elementary	Tulare	Liberty Elementary	50/71985-00-004	07/16/18	\$ 3,015,213	\$ -	
Gustine Unified	Merced	Gustine High	50/73619-00-006	07/16/18	\$ 2,092,598	\$ 2,092,598	
Hanford Elementary	Kings	Martin Luther King Jr Elementary	50/63917-00-004	07/19/18	\$ 2,798,162	\$ -	
Sequoia Union High	San Mateo	TIDE Academy	50/69062-01-009	07/19/18	\$ 17,996,168	\$ -	
Oxnard	Ventura	Emilie Ritchen Elementary	50/72538-00-016	07/19/18	\$ 808,227	\$ -	
Oxnard	Ventura	Norman R Brekke Elementary	50/72538-00-017	07/19/18	\$ 645,848	\$ -	
Oxnard	Ventura	Christa McAuliffe Elementary	50/72538-00-018	07/19/18	\$ 863,865	\$ -	
Gustine Unified	Merced	Romero Elementary	50/73619-00-007	07/26/18	\$ 1,420,047	\$ 1,420,047	
Ripon Unified	San Joaquin	Colony Oak Elementary	50/68650-00-007	07/27/18	\$ 8,081,016	\$ -	
Oxnard	Ventura	Lemonwood Elementary	50/72538-00-019	07/27/18	\$ 1,937,447	\$ -	
Oxnard	Ventura	Elm Street Elementary	50/72538-00-020	07/27/18	\$ 832,824	\$ -	
Oxnard	Ventura	Thurgood Marshall Elementary	50/72538-00-021	07/27/18	\$ 957,376	\$ -	
Oxnard	Ventura	McKinna Elementary	50/72538-00-022	07/27/18	\$ 10,247,550	\$ -	
Oxnard	Ventura	McKinna Elementary	50/72538-00-023	07/27/18	\$ 960,061	\$ -	
Kern High	Kern	Frontier High	50/63529-00-011	07/30/18	\$ 4,390,293	\$ -	
Oxnard	Ventura	Ramona Elementary	50/72538-00-024	07/30/18	\$ 660,882	\$ -	
Irvine Unified	Orange	Springbrook Elementary	50/73650-00-044	07/30/18	\$ 1,626,156	\$ -	

SFP APPLICATIONS
New Construction and Charter School Facilities Program
- Workload as of October 31, 2020 -

District	County	Site Name	Application Number	OPSC Date Received	Estimated State Grant (a)	Financial Hardship (b)	Notification Occurred**
Konocti Unified	Lake	Lower Lake Elementary	50/64022-00-002	08/06/18	\$ 350,352	\$ -	
Redlands Unified	San Bernardino	Mission Elementary	50/67843-00-009	08/06/18	\$ 532,726	\$ -	
Clovis Unified	Fresno	Reagan Elementary	50/62117-00-022	08/07/18	\$ 440,947	\$ -	
Clovis Unified	Fresno	Reyburn Intermediate	50/62117-00-023	08/07/18	\$ 441,108	\$ -	
Clovis Unified	Fresno	James S Fugman Elementary	50/62117-00-024	08/07/18	\$ 254,782	\$ -	
Atwater Elementary	Merced	Peggy Heller Elementary	50/65631-00-005	08/07/18	\$ 2,312,887	\$ -	
Tustin Unified	Orange	Robert Heideman Elementary	50/73643-00-022	08/07/18	\$ 1,447,625	\$ -	
Los Banos Unified	Merced	Pacheco High	50/65755-00-011	08/08/18	\$ 1,492,303	\$ -	
Southern Kern Unified	Kern	Tropico Middle	50/63776-00-004	08/09/18	\$ 11,870,062	\$ 11,870,062	
Los Banos Unified	Merced	Volta Elementary	50/65755-00-012	08/09/18	\$ 1,076,430	\$ -	
Pajaro Valley Unified	Santa Cruz	Aptos Junior High	50/69799-00-009	08/09/18	\$ 2,254,552	\$ -	
Pajaro Valley Unified	Santa Cruz	Valencia Elementary	50/69799-00-010	08/09/18	\$ 1,457,285	\$ -	
Chico Unified	Butte	Neal Dow Elementary	50/61424-00-007	08/10/18	\$ 1,589,066	\$ -	
Chico Unified	Butte	Marigold Elementary	50/61424-00-008	08/10/18	\$ 656,036	\$ -	
Chico Unified	Butte	Loma Vista	50/61424-00-009	08/10/18	\$ 667,338	\$ -	
Chico Unified	Butte	Shasta Elementary	50/61424-00-010	08/10/18	\$ 1,691,974	\$ -	
Albany City Unified	Alameda	Albany Middle	50/61127-00-003	08/13/18	\$ 4,492,118	\$ -	
Bakersfield City	Kern	New Elementary	50/63321-00-040	08/15/18	\$ 14,612,348	\$ 14,612,348	
Roberts Ferry Union Elementary	Stanislaus	Roberts Ferry Union Elementary	50/71233-00-002	08/15/18	\$ 537,066	\$ 537,066	
Monson-Sultana Joint Union Elementary	Tulare	Monson-Sultana Elementary	50/72009-00-003	08/15/18	\$ 1,324,540	\$ 1,324,540	
Willows Unified	Glenn	Murdock Elementary	50/62661-00-001	08/17/18	\$ 1,303,978	\$ -	
Centinela Valley Union High	Los Angeles	Hawthorne High	50/64352-00-007	08/17/18	\$ 1,122,890	\$ -	
Anaheim Union High	Orange	Dale Junior High	50/66431-05-002	08/17/18	\$ 2,491,096	\$ -	
Anaheim Union High	Orange	Oxford Academy	50/66431-05-003	08/17/18	\$ 1,470,799	\$ -	
Corona-Norco Unified	Riverside	Dr Bernice Jameson Todd Academy	50/67033-00-044	08/17/18	\$ 5,996,385	\$ -	
Templeton Unified	San Luis Obispo	Templeton High	50/68841-00-002	08/17/18	\$ 3,406,620	\$ -	
Gustine Unified	Merced	Gustine Middle	50/73619-00-008	08/17/18	\$ 1,458,100	\$ 1,458,100	
Gustine Unified	Merced	Gustine Elementary	50/73619-00-009	08/17/18	\$ 1,433,571	\$ 1,433,571	
Irvine Unified	Orange	Canyon View Elementary	50/73650-00-045	08/17/18	\$ 932,595	\$ -	
Yuba County Office of Education	Yuba	Virginia School	50/10587-00-004	08/22/18	\$ 613,950	\$ 613,950	
Yuba County Office of Education	Yuba	Virginia School	50/10587-00-005	08/22/18	\$ 382,468	\$ 382,468	
Corona-Norco Unified	Riverside	Rondo Elementary	50/67033-00-045	08/22/18	\$ 16,832,543	\$ -	
San Dieguito Union High	San Diego	San Dieguito High Academy	50/68346-00-006***	08/23/18	\$ 6,836,372	\$ -	
Rocklin Unified	Placer	Elementary #12	50/75085-00-014***	08/23/18	\$ 16,135,519	\$ -	
San Carlos Elementary	San Mateo	San Carlos Charter Learning Center	50/69021-00-001***	08/24/18	\$ 5,939,528	\$ -	
Irvine Unified	Orange	Meadow Park Elementary	50/73650-00-046***	08/24/18	\$ 1,149,109	\$ -	
Irvine Unified	Orange	Brywood Elementary	50/73650-00-047***	08/24/18	\$ 1,094,082	\$ -	
Roseville City Elementary	Placer	Riego Creek Elementary	50/66910-00-015***	08/29/18	\$ 13,101,726	\$ -	
Tahoe-Truckee Unified	Placer	Kings Beach Elementary	50/66944-00-006***	08/29/18	\$ 1,810,817	\$ -	
Tahoe-Truckee Unified	Placer	Tahoe Truckee High	50/66944-00-007***	08/29/18	\$ 7,839,397	\$ -	
Tahoe-Truckee Unified	Placer	Donner Trail Elementary	50/66944-00-008***	08/29/18	\$ 564,411	\$ -	
Los Angeles Unified	Los Angeles	Castlebay Lane Elementary	50/64733-00-144***	08/30/18	\$ 2,539,262	\$ -	
Los Angeles Unified	Los Angeles	Latona Avenue Elementary	50/64733-00-145***	08/30/18	\$ 2,758,524	\$ -	
Los Angeles Unified	Los Angeles	Porter Ranch Community	50/64733-00-146***	08/30/18	\$ 3,054,672	\$ -	
Los Angeles Unified	Los Angeles	Normont Elementary	50/64733-00-147***	08/30/18	\$ 2,467,384	\$ -	
Los Angeles Unified	Los Angeles	Multnomah Street Elementary	50/64733-34-001***	08/30/18	\$ 2,490,317	\$ -	
Galt Joint Union High	Sacramento	Galt High	50/67355-00-006***	09/04/18	\$ 2,262,821	\$ -	
Los Angeles Unified	Los Angeles	Berendo Middle	50/64733-00-148***	09/05/18	\$ 2,756,321	\$ -	
Sacramento County Office of Education	Sacramento	New Community School	50/10348-00-004***	09/06/18	\$ 675,200	\$ 675,200	
Robla Elementary	Sacramento	Main Avenue Elementary	50/67421-00-001***	09/06/18	\$ 2,737,939	\$ -	
Robla Elementary	Sacramento	Main Avenue Elementary	50/67421-00-002***	09/06/18	\$ 1,707,611	\$ -	
Jacoby Creek Elementary	Humboldt	Jacoby Creek	50/62893-00-001***	09/07/18	\$ 347,010	\$ 347,010	
Tulare Joint Union High	Tulare	Tulare Union High	50/72249-00-004***	09/07/18	\$ 3,358,975	\$ -	
Stockton Unified	San Joaquin	Kennedy Elementary	50/68676-01-003***	09/10/18	\$ 6,750,094	\$ -	
Sanger Unified	Fresno	Ronald W Reagan Elementary	50/62414-00-023***	09/12/18	\$ 429,395	\$ -	
Brawley Elementary	Imperial	La Paloma	50/63073-00-002***	09/12/18	\$ 12,914,632	\$ -	
Los Angeles Unified	Los Angeles	Porter Ranch Community	50/64733-00-149***	09/12/18	\$ 3,478,337	\$ -	
Los Angeles Unified	Los Angeles	Crenshaw Senior High	51/64733-00-004*	09/17/18	\$ 3,570,460	\$ -	

SFP APPLICATIONS
New Construction and Charter School Facilities Program
- Workload as of October 31, 2020 -

District	County	Site Name	Application Number	OPSC Date Received	Estimated State Grant (a)	Financial Hardship (b)	Notification Occurred**
----------	--------	-----------	--------------------	--------------------	---------------------------	------------------------	-------------------------

Summary of New Construction Funding	Total (in Dollars)
Estimated State Grant (Column F)	\$ 775,407,853
Financial Hardship (Column G)	\$ 131,917,246
Total of Estimated State Grant and Financial Hardship	\$ 907,325,098

New Construction Funding	Estimated State Grant	Financial Hardship
Funding Sub-totals	\$ 771,837,393	\$ 131,917,246
Facility Hardship - Non-Seismic	\$ -	\$ -
Funding Total		\$ 903,754,638
Facility Hardship - Seismic	\$ 3,570,460	\$ -
Charter Schools	\$ -	\$ -

(a) Represents estimated state share of project including excessive cost grants. Amounts shown have not been reviewed by OPSC for compliance with all School Facility Program requirements.

(b) Represents estimated financial hardship. Amounts shown have not been reviewed by OPSC for compliance with all School Facility Program requirements.

*Facility Hardship project requesting Seismic Mitigation Program funding.

** School districts have been notified that the Office of Public School Construction will begin processing the district's application in the near future.

*** These applications exceed the available bond authority. The applications were submitted prior to OPSC's notification to school districts to submit a school board resolution with the application.

**** Estimated State Grant is equal to the estimated State Share at the time the application was submitted.

SFP APPLICATIONS
Modernization School Facilities Program
- Workload as of October 31, 2020 -

District	County	Site Name	Application Number	OPSC Date Received	Estimated State Grant (a)	Financial Hardship (b)	Notification Occurred**
Los Angeles Unified	Los Angeles	Robert Frost Middle	57/64733-00-632	09/13/17	\$ 5,038,547	\$ -	11/1/2019
Armona Union Elementary	Kings	Armona Elementary	57/63875-00-002	11/13/17	\$ 366,389	\$ 244,260	2/26/2020
Romoland Elementary	Riverside	Romoland Elementary	57/67231-00-002	11/14/17	\$ 2,021,328	\$ -	2/26/2020
Visalia Unified	Tulare	Mineral King Elementary	57/72256-00-022	11/16/17	\$ 4,085,803	\$ -	2/26/2020
Muroc Joint Unified	Kern	Bailey Avenue Elementary	57/63685-00-009	11/22/17	\$ 348,035	\$ 232,023	2/26/2020
Elk Grove Unified	Sacramento	Franklin High	57/67314-00-020	11/28/17	\$ 1,131,367	\$ -	2/26/2020
San Jacinto Unified	Riverside	San Jacinto High	57/67249-00-008	11/29/17	\$ 2,089,406	\$ -	2/26/2020
Corona-Norco Unified	Riverside	Centennial High	57/67033-00-017	11/30/17	\$ 1,344,548	\$ -	2/26/2020
Fullerton Joint Union High	Orange	Fullerton Union High	57/66514-00-018	12/01/17	\$ 981,045	\$ -	2/26/2020
Millville Elementary	Shasta	Millville Elementary	57/70052-00-003	12/04/17	\$ 678,155	\$ 452,103	2/26/2020
Los Angeles Unified	Los Angeles	La Salle Avenue Elementary	57/64733-00-639	12/05/17	\$ 3,367,284	\$ -	2/26/2020
Elk Grove Unified	Sacramento	Laguna Creek High	57/67314-00-021	12/05/17	\$ 3,491,746	\$ -	2/26/2020
Buena Park Elementary	Orange	Buena Park Junior High	57/66456-00-008	12/07/17	\$ 2,068,018	\$ -	2/26/2020
Buena Park Elementary	Orange	Carl E. Gilbert Elementary	57/66456-00-009	12/07/17	\$ 1,114,370	\$ -	2/26/2020
Buena Park Elementary	Orange	James A. Whitaker Elementary	57/66456-00-010	12/07/17	\$ 1,570,372	\$ -	2/26/2020
Buena Park Elementary	Orange	Charles G. Emery Elementary	57/66456-00-011	12/07/17	\$ 997,188	\$ -	2/26/2020
Buena Park Elementary	Orange	Mabel L. Pendleton Elementary	57/66456-00-012	12/07/17	\$ 1,104,993	\$ -	2/26/2020
Centralia Elementary	Orange	Centralia Elementary	57/66472-00-010	12/07/17	\$ 1,644,013	\$ -	2/26/2020
San Bernardino City Unified	San Bernardino	Muscovy Elementary	57/67876-00-106	12/07/17	\$ 509,155	\$ -	2/26/2020
San Ysidro Elementary	San Diego	Smythe Elementary	57/68379-00-002	12/07/17	\$ 3,108,949	\$ -	2/26/2020
San Ysidro Elementary	San Diego	La Mirada Elementary	57/68379-00-003	12/07/17	\$ 2,652,962	\$ -	2/26/2020
Santa Ynez Valley Union High	Santa Barbara	Santa Ynez Valley Union High	57/69328-00-001	12/07/17	\$ 9,557,589	\$ -	2/26/2020
Buena Park Elementary	Orange	Arthur F. Corey Elementary	57/66456-00-013	12/15/17	\$ 1,132,892	\$ -	2/26/2020
Buena Park Elementary	Orange	Gordon H. Beatty Elementary	57/66456-00-014	12/15/17	\$ 1,300,307	\$ -	2/26/2020
Trinity Alps Unified	Trinity	Trinity High	57/76513-00-001	12/15/17	\$ 3,719,508	\$ -	2/26/2020
Downey Unified	Los Angeles	Gauldin Elementary	57/64451-00-031	12/18/17	\$ 1,809,488	\$ -	2/26/2020
San Marino Unified	Los Angeles	Huntington Middle	57/64964-00-008	12/20/17	\$ 2,431,828	\$ -	3/4/2020
Del Mar Union Elementary	San Diego	Carmel Del Mar Elementary	57/68056-00-004	12/22/17	\$ 2,376,647	\$ -	3/4/2020
Lowell Joint	Los Angeles	Olita Elementary	57/64766-00-001	12/26/17	\$ 3,060,024	\$ -	3/4/2020
Irvine Unified	Orange	Stone Creek Elementary	57/73650-00-024	12/26/17	\$ 1,411,210	\$ -	3/4/2020
Hayward Unified	Alameda	Hayward High	57/61192-00-003	12/28/17	\$ 9,871,566	\$ -	3/4/2020
Hayward Unified	Alameda	Tennyson High	57/61192-00-004	12/28/17	\$ 2,954,628	\$ -	3/4/2020
Hayward Unified	Alameda	Mt Eden High	57/61192-00-005	12/28/17	\$ 10,564,457	\$ -	3/4/2020
Clovis Unified	Fresno	Buchanan High	57/62117-00-056	01/02/18	\$ 10,402,026	\$ -	3/4/2020
Cypress Elementary	Orange	Margaret Landell Elementary	57/66480-00-006	01/02/18	\$ 988,220	\$ -	3/4/2020
Elk Grove Unified	Sacramento	Valley High	57/67314-00-022	01/04/18	\$ 1,570,493	\$ -	3/4/2020
Jurupa Unified	Riverside	Rubidoux High	57/67090-00-014	01/08/18	\$ 5,548,044	\$ -	3/4/2020
Buellton Union Elementary	Santa Barbara	Jonata Middle	57/69138-00-002	01/08/18	\$ 1,405,957	\$ -	3/4/2020
Butteville Union Elementary	Siskiyou	Butteville Elementary	57/70201-00-002	01/08/18	\$ 93,592	\$ 62,394	3/4/2020
William S. Hart Union High	Los Angeles	Placerita Junior High	57/65136-00-010	01/16/18	\$ 1,492,386	\$ -	3/4/2020
Alhambra Unified	Los Angeles	Repetto Elementary	57/75713-00-028	01/16/18	\$ 2,931,994	\$ -	3/4/2020
Alhambra Unified	Los Angeles	Monterey Highlands Elementary	57/75713-00-029	01/16/18	\$ 1,706,453	\$ -	3/4/2020
San Ramon Valley Unified	Contra Costa	Stone Valley Middle	57/61804-00-032	01/17/18	\$ 4,133,251	\$ -	3/4/2020
Monson-Sultana Joint Union Elementary	Tulare	Monson-Sultana Elementary	57/72009-00-002	01/22/18	\$ 118,375	\$ 78,917	3/4/2020
Elk Grove Unified	Sacramento	Sierra-Enterprise Elementary	57/67314-00-023	01/24/18	\$ 1,549,084	\$ -	3/4/2020
Merced City Elementary	Merced	Luther Burbank Elementary	57/65771-00-015	01/25/18	\$ 1,852,259	\$ -	3/4/2020
Elk Grove Unified	Sacramento	Florin High	57/67314-00-024	01/25/18	\$ 5,258,009	\$ -	3/4/2020
Irvine Unified	Orange	Irvine High	57/73650-00-025	01/25/18	\$ 3,874,257	\$ -	3/4/2020
Irvine Unified	Orange	University High	57/73650-00-026	01/25/18	\$ 654,092	\$ -	3/4/2020
Los Angeles Unified	Los Angeles	George Washington Carver Middle	57/64733-00-640	02/07/18	\$ 4,864,058	\$ -	3/4/2020
Los Angeles Unified	Los Angeles	Harrison Street Elementary	57/64733-00-641	02/12/18	\$ 1,904,407	\$ -	4/2/2020
Los Angeles Unified	Los Angeles	First Street Elementary	57/64733-00-642	02/12/18	\$ 2,634,671	\$ -	4/2/2020
Los Angeles Unified	Los Angeles	Main Street Elementary	57/64733-00-643	02/12/18	\$ 8,234,489	\$ -	4/2/2020
San Diego Unified	San Diego	University City High	57/68338-00-230	02/13/18	\$ 12,621,539	\$ -	4/2/2020
Temecula Valley Unified	Riverside	Temecula Middle	57/75192-00-009	02/13/18	\$ 5,317,887	\$ -	4/2/2020
Atwater Elementary	Merced	Mitchell Intermediate	57/65631-00-007	02/15/18	\$ 5,526,380	\$ -	4/2/2020
Atwater Elementary	Merced	Bellevue Elementary	57/65631-00-008	02/15/18	\$ 467,043	\$ -	4/2/2020
Grossmont Union High	San Diego	Granite Hills High	57/68130-00-027	02/15/18	\$ 619,301	\$ -	4/2/2020
Twin Rivers Unified	Sacramento	Warren A Allison Elementary	57/76505-00-055	02/16/18	\$ 644,619	\$ -	4/2/2020
Twin Rivers Unified	Sacramento	Westside Elementary	57/76505-00-056	02/16/18	\$ 1,170,571	\$ -	4/2/2020
Los Angeles Unified	Los Angeles	Nobel Junior Magnet Center	57/64733-00-644	02/20/18	\$ 2,641,139	\$ -	4/2/2020
Los Angeles Unified	Los Angeles	Wilmington Middle	57/64733-00-645	02/20/18	\$ 1,404,708	\$ -	4/2/2020

SFP APPLICATIONS
Modernization School Facilities Program
- Workload as of October 31, 2020 -

District	County	Site Name	Application Number	OPSC Date Received	Estimated State Grant (a)	Financial Hardship (b)	Notification Occurred**
Los Angeles Unified	Los Angeles	Albion Street Elementary	57/64733-00-647	02/20/18	\$ 2,199,699	\$ -	4/2/2020
Los Angeles Unified	Los Angeles	Edwin Markham Middle	57/64733-00-648	02/20/18	\$ 2,487,925	\$ -	4/2/2020
Los Angeles Unified	Los Angeles	Florence Nightingale Middle	57/64733-08-007	02/20/18	\$ 2,028,913	\$ -	4/2/2020
Los Angeles Unified	Los Angeles	Haddon Avenue Elementary	57/64733-28-017	02/20/18	\$ 536,406	\$ -	4/2/2020
Los Angeles Unified	Los Angeles	Glenn Hammond Curtiss Middle	57/64733-32-023	02/20/18	\$ 930,225	\$ -	4/2/2020
Los Angeles Unified	Los Angeles	Jordan High School Magnet	57/64733-68-008	02/20/18	\$ 2,284,577	\$ -	4/2/2020
Twin Rivers Unified	Sacramento	Rio Linda High	57/76505-00-057	02/20/18	\$ 1,687,709	\$ -	4/2/2020
Kentfield Elementary	Marin	Adaline E Kent Middle	57/65334-00-003	02/26/18	\$ 1,206,043	\$ -	4/2/2020
Los Angeles Unified	Los Angeles	Robert F Kennedy Elementary	57/64733-00-649	02/27/18	\$ 526,280	\$ -	4/2/2020
Los Angeles Unified	Los Angeles	Sixty-Eighth Street Elementary	57/64733-00-650	02/27/18	\$ 1,012,789	\$ -	4/2/2020
Los Angeles Unified	Los Angeles	Ulysses S Grant Senior High	57/64733-00-651	02/27/18	\$ 2,313,254	\$ -	4/2/2020
Los Angeles Unified	Los Angeles	Bell Senior High	57/64733-00-652	02/27/18	\$ 2,904,452	\$ -	4/2/2020
San Ramon Valley Unified	Contra Costa	California High	57/61804-00-033	03/01/18	\$ 920,156	\$ -	4/2/2020
Irvine Unified	Orange	Eastshore Elementary	57/73650-00-027	03/02/18	\$ 694,305	\$ -	4/2/2020
Irvine Unified	Orange	Springbrook Elementary	57/73650-00-028	03/02/18	\$ 3,097,577	\$ -	4/2/2020
Irvine Unified	Orange	Westpark Elementary	57/73650-00-029	03/02/18	\$ 3,415,758	\$ -	4/2/2020
Los Angeles Unified	Los Angeles	Rowan Avenue Elementary	57/64733-00-653	03/07/18	\$ 3,054,459	\$ -	4/2/2020
Los Angeles Unified	Los Angeles	Kester Avenue Elementary	57/64733-00-654	03/07/18	\$ 837,340	\$ -	4/2/2020
Los Angeles Unified	Los Angeles	Chandler Elementary School	57/64733-00-655	03/07/18	\$ 552,849	\$ -	4/2/2020
Los Angeles Unified	Los Angeles	Locke High School	57/64733-00-656	03/07/18	\$ 2,788,345	\$ -	4/2/2020
Los Angeles Unified	Los Angeles	Eagle Rock High	57/64733-00-657	03/07/18	\$ 5,881,556	\$ -	4/2/2020
Los Angeles Unified	Los Angeles	Woodrow Wilson Senior High	57/64733-00-658	03/07/18	\$ 3,778,899	\$ -	4/2/2020
Los Angeles Unified	Los Angeles	John F Kennedy High	57/64733-00-659	03/07/18	\$ 1,186,141	\$ -	4/2/2020
Los Angeles Unified	Los Angeles	John Marshall Senior High	57/64733-12-010	03/07/18	\$ 2,007,360	\$ -	4/2/2020
Los Angeles Unified	Los Angeles	Western Avenue Elementary	57/64733-25-011	03/07/18	\$ 3,032,859	\$ -	4/2/2020
Los Angeles Unified	Los Angeles	Gault Street Elementary	57/64733-37-007	03/07/18	\$ 370,632	\$ -	4/2/2020
Los Angeles Unified	Los Angeles	Bonita Street Elementary	57/64733-54-026	03/07/18	\$ 572,611	\$ -	4/2/2020
South San Francisco Unified	San Mateo	Monte Verde Elementary	57/69070-00-016	03/09/18	\$ 983,845	\$ -	10/1/2020
Delano Union Elementary	Kern	Del Vista Elementary	57/63404-00-003	03/13/18	\$ 3,013,353	\$ 2,008,902	10/1/2020
Dinuba Unified	Tulare	Roosevelt Elementary	57/75531-00-011	03/13/18	\$ 1,548,789	\$ 1,032,526	10/1/2020
Los Angeles Unified	Los Angeles	McKinley Avenue Elementary	57/64733-00-660	03/14/18	\$ 348,676	\$ -	10/1/2020
Los Angeles Unified	Los Angeles	Taft (William Howard) High	57/64733-00-661	03/14/18	\$ 721,067	\$ -	10/1/2020
Los Angeles Unified	Los Angeles	Benjamin Franklin Senior High	57/64733-00-662	03/14/18	\$ 797,799	\$ -	10/1/2020
Los Angeles Unified	Los Angeles	Hollywood Senior High	57/64733-00-663	03/14/18	\$ 6,482,058	\$ -	10/1/2020
Los Angeles Unified	Los Angeles	Reseda Elementary	57/64733-00-664	03/14/18	\$ 1,482,368	\$ -	10/1/2020
Los Angeles Unified	Los Angeles	James Monroe High	57/64733-00-665	03/14/18	\$ 2,292,973	\$ -	10/1/2020
Los Angeles Unified	Los Angeles	South Gate Middle	57/64733-16-012	03/14/18	\$ 1,154,193	\$ -	10/1/2020
Los Angeles Unified	Los Angeles	Van Nuys Senior High	57/64733-27-010	03/14/18	\$ 6,339,910	\$ -	10/1/2020
Los Angeles Unified	Los Angeles	Grover Cleveland High	57/64733-41-007	03/14/18	\$ 4,262,185	\$ -	10/1/2020
Los Angeles Unified	Los Angeles	Pacific Boulevard	57/64733-74-002	03/14/18	\$ 747,956	\$ -	10/1/2020
Gerber Union Elementary	Tehama	Gerber Elementary	57/71548-00-002	03/15/18	\$ 116,939	\$ 77,959	10/1/2020
Twin Rivers Unified	Sacramento	Madison Elementary	57/76505-00-058	03/15/18	\$ 1,189,769	\$ -	10/1/2020
Temecula Valley Unified	Riverside	Paloma Elementary	57/75192-00-010	03/20/18	\$ 1,520,714	\$ -	
Temecula Valley Unified	Riverside	Red Hawk Elementary	57/75192-00-011	03/20/18	\$ 2,813,360	\$ -	
Temecula Valley Unified	Riverside	Pauba Valley Elementary	57/75192-00-012	03/20/18	\$ 1,520,714	\$ -	
Long Beach Unified	Los Angeles	Roosevelt Elementary	57/64725-00-041	03/21/18	\$ 6,227,165	\$ -	
Los Angeles Unified	Los Angeles	Belmont Senior High	57/64733-00-666	03/21/18	\$ 2,606,931	\$ -	
Los Angeles Unified	Los Angeles	Balboa Gifted/High Ability Magnet Elementary	57/64733-00-667	03/21/18	\$ 784,830	\$ -	
Los Angeles Unified	Los Angeles	Millikan Middle	57/64733-00-668	03/21/18	\$ 956,714	\$ -	
Los Angeles Unified	Los Angeles	Lull Special Education	57/64733-00-669	03/21/18	\$ 696,153	\$ -	
Los Angeles Unified	Los Angeles	52nd Street Elementary	57/64733-00-670	03/21/18	\$ 2,152,602	\$ -	
Mother Lode Union Elementary	El Dorado	Indian Creek Elementary	57/61929-00-005	03/22/18	\$ 2,336,628	\$ -	
Vaugh Elementary	Sonoma	Meadow Elementary	57/70995-00-001	03/22/18	\$ 1,033,178	\$ -	
Benicia Unified	Solano	Joe Henderson Elementary	57/70524-00-010	03/23/18	\$ 724,721	\$ -	
Benicia Unified	Solano	Benicia Middle	57/70524-00-011	03/26/18	\$ 830,584	\$ -	
Benicia Unified	Solano	Matthew Turner Elementary	57/70524-00-012	03/26/18	\$ 787,575	\$ -	
Los Angeles Unified	Los Angeles	El Camino Real High	57/64733-44-006	03/28/18	\$ 1,071,828	\$ -	
Livingston Union	Merced	Campus Park Elementary	57/65748-00-003	03/28/18	\$ 1,398,819	\$ -	
Livingston Union	Merced	Selma Herndon Elementary	57/65748-00-004	03/28/18	\$ 1,233,166	\$ -	
Livingston Union	Merced	Yamato Colony Elementary	57/65748-00-005	03/28/18	\$ 2,686,921	\$ -	
Cutler-Orosi Joint Unified	Tulare	Palm Elementary	57/71860-00-010	03/28/18	\$ 1,020,048	\$ -	
Cutler-Orosi Joint Unified	Tulare	Golden Valley Elementary	57/71860-00-011	03/28/18	\$ 3,172,443	\$ -	

SFP APPLICATIONS
Modernization School Facilities Program
- Workload as of October 31, 2020 -

District	County	Site Name	Application Number	OPSC Date Received	Estimated State Grant (a)	Financial Hardship (b)	Notification Occurred**
Cutler-Orosi Joint Unified	Tulare	El Monte Middle	57/71860-00-012	03/28/18	\$ 1,744,081	\$ -	
Dublin Unified	Alameda	Dublin High	57/75093-00-010	03/28/18	\$ 9,246,629	\$ -	
Temple City Unified	Los Angeles	Longden Elementary	57/65052-00-012	03/30/18	\$ 4,207,743	\$ -	
Alvord Unified	Riverside	Valley View Elementary	57/66977-00-019	03/30/18	\$ 1,134,030	\$ -	
Santa Ynez Valley Union High	Santa Barbara	Santa Ynez Valley Union High	57/69328-00-002	03/30/18	\$ 9,690,985	\$ -	
Delano Union Elementary	Kern	Albany Park Elementary	57/63404-00-004	04/02/18	\$ 2,143,037	\$ 1,428,691	
Delano Union Elementary	Kern	Nueva Vista Language Academy	57/63404-00-005	04/02/18	\$ 2,479,934	\$ 1,653,289	
Standard Elementary	Kern	Standard Middle	57/63792-00-002	04/02/18	\$ 6,160,251	\$ -	
Buckeye Union Elementary	El Dorado	Blue Oak Elementary	57/61838-00-008	04/03/18	\$ 2,975,476	\$ -	
Los Angeles Unified	Los Angeles	Venice Senior High	57/64733-00-671	04/04/18	\$ 7,404,266	\$ -	
Los Angeles Unified	Los Angeles	San Fernando Middle	57/64733-28-016	04/04/18	\$ 2,280,771	\$ -	
Benicia Unified	Solano	Mary Farmar Elementary	57/70524-00-013	04/05/18	\$ 728,292	\$ -	
Benicia Unified	Solano	Robert Semple Elementary	57/70524-00-014	04/05/18	\$ 728,292	\$ -	
Los Angeles Unified	Los Angeles	Los Angeles Center for Enriched Studies	57/64733-00-672	04/11/18	\$ 3,988,704	\$ -	
San Bernardino City Unified	San Bernardino	San Andreas High	57/67876-00-107	04/11/18	\$ 646,695	\$ -	
Irvine Unified	Orange	Rancho San Joaquin Middle	57/73650-00-030	04/11/18	\$ 543,617	\$ -	
Mujroc Joint Unified	Kern	Bailey Avenue Elementary	57/63685-00-009	04/12/18	\$ 3,160,473	\$ 2,106,982	
Coalinga-Huron Unified	Fresno	Huron Elementary	57/62125-00-008	04/13/18	\$ 3,663,751	\$ -	
Davis Joint Unified	Yolo	Davis Senior High	57/72678-00-014	04/13/18	\$ 1,399,278	\$ -	
Benicia Unified	Solano	Benicia High	57/70524-00-015	04/16/18	\$ 3,765,446	\$ -	
Fullerton Joint Union High	Orange	Sunny Hills High	57/66514-00-019	04/17/18	\$ 98,846	\$ -	
Fullerton Joint Union High	Orange	Troy High	57/66514-00-020	04/17/18	\$ 1,713,218	\$ -	
Los Angeles Unified	Los Angeles	Chatsworth High	57/64733-00-673	04/18/18	\$ 4,929,033	\$ -	
Los Angeles Unified	Los Angeles	Lorena Street Elementary	57/64733-00-674	04/18/18	\$ 1,037,103	\$ -	
Los Angeles Unified	Los Angeles	Banning (Phineas) Senior High	57/64733-32-024	04/18/18	\$ 1,041,187	\$ -	
Clay Joint Elementary	Fresno	Clay Elementary	57/62109-00-003	04/19/18	\$ 772,104	\$ -	
Elk Grove Unified	Sacramento	Elk Grove Elementary	57/67314-00-025	04/23/18	\$ 1,016,091	\$ -	
Tahoe-Truckee Unified	Placer	Glenshire Elementary	57/66944-00-014	04/24/18	\$ 837,536	\$ -	
Sacramento City Unified	Sacramento	C K McClatchy High	57/67439-00-076	04/24/18	\$ 2,545,153	\$ -	
South San Francisco Unified	San Mateo	South San Francisco High	57/69070-00-017	04/24/18	\$ 746,113	\$ -	
Cupertino Union	Santa Clara	Cupertino Middle	57/69419-00-026	04/24/18	\$ 3,096,480	\$ -	
Cupertino Union	Santa Clara	Manuel De Vargas Elementary	57/69419-00-027	04/24/18	\$ 632,641	\$ -	
Cupertino Union	Santa Clara	Montclair Elementary	57/69419-00-028	04/24/18	\$ 647,975	\$ -	
Golden Plains Unified	Fresno	Tranquillity High	57/75234-00-005	04/24/18	\$ 1,386,105	\$ -	
Los Angeles Unified	Los Angeles	Verdugo Hills Senior High	57/64733-00-675	04/25/18	\$ 2,416,917	\$ -	
Los Angeles Unified	Los Angeles	Gridley Street Elementary	57/64733-00-676	04/25/18	\$ 1,095,306	\$ -	
Los Angeles Unified	Los Angeles	Sylmar Senior High	57/64733-00-677	04/25/18	\$ 866,850	\$ -	
Los Angeles Unified	Los Angeles	Taft (William Howard) Senior High	57/64733-00-678	04/25/18	\$ 1,124,582	\$ -	
Los Angeles Unified	Los Angeles	Reseda Elementary	57/64733-00-679	04/25/18	\$ 685,352	\$ -	
Los Angeles Unified	Los Angeles	Coldwater Canyon Elementary	57/64733-00-680	04/25/18	\$ 3,245,312	\$ -	
Los Angeles Unified	Los Angeles	Thomas Jefferson Senior High	57/64733-13-010	04/25/18	\$ 1,883,555	\$ -	
Los Angeles Unified	Los Angeles	Carson Senior High	57/64733-54-027	04/25/18	\$ 6,125,746	\$ -	
Lakeport Unified	Lake	Clear Lake High	57/64030-00-008	04/26/18	\$ 784,683	\$ -	
Black Butte Union Elementary	Shasta	Black Butte Elementary	57/69880-00-003	05/01/18	\$ 796,401	\$ -	
Los Angeles Unified	Los Angeles	Annalee Avenue Elementary	57/64733-00-681	05/02/18	\$ 668,195	\$ -	
Los Angeles Unified	Los Angeles	Alexander Hamilton Senior High	57/64733-00-682	05/02/18	\$ 1,207,579	\$ -	
Los Angeles Unified	Los Angeles	Walter Reed Middle	57/64733-00-683	05/02/18	\$ 1,630,748	\$ -	
Los Angeles Unified	Los Angeles	Downtown Business High	57/64733-00-684	05/02/18	\$ 5,096,247	\$ -	
Los Angeles Unified	Los Angeles	Joseph Le Conte Middle	57/64733-00-685	05/02/18	\$ 609,079	\$ -	
Las Virgenes Unified	Los Angeles	Lupin Hill Elementary	57/64683-00-010	05/03/18	\$ 907,224	\$ -	
Centinela Valley Union High	Los Angeles	Lawndale High	57/64352-00-007	05/04/18	\$ 1,666,540	\$ -	
Golden Plains Unified	Fresno	Helm Elementary	57/75234-00-006	05/04/18	\$ 273,216	\$ -	
South San Francisco Unified	San Mateo	Spruce Elementary	57/69070-00-018	05/07/18	\$ 963,293	\$ -	
South San Francisco Unified	San Mateo	Ponderosa Elementary	57/69070-00-019	05/07/18	\$ 667,709	\$ -	
Cupertino Union	Santa Clara	Nelson S Dilworth Elementary	57/69419-00-029	05/07/18	\$ 510,003	\$ -	
Soquel Union Elementary	Santa Cruz	Soquel Elementary	57/69849-00-006	05/07/18	\$ 227,584	\$ -	
Soquel Union Elementary	Santa Cruz	Santa Cruz Gardens Elementary	57/69849-00-007	05/07/18	\$ 45,993	\$ -	
Soquel Union Elementary	Santa Cruz	Main Street Elementary	57/69849-00-008	05/07/18	\$ 484,424	\$ -	
Kelseyville Unified	Lake	Kelseyville High	57/64014-00-002	05/08/18	\$ 3,235,923	\$ -	
Visalia Unified	Tulare	Goshen Elementary	57/72256-00-023	05/08/18	\$ 1,637,692	\$ -	
Visalia Unified	Tulare	Mt Whitney High	57/72256-00-024	05/08/18	\$ 1,606,243	\$ -	
Visalia Unified	Tulare	Redwood High	57/72256-00-025	05/08/18	\$ 673,562	\$ -	

SFP APPLICATIONS
Modernization School Facilities Program
- Workload as of October 31, 2020 -

District	County	Site Name	Application Number	OPSC Date Received	Estimated State Grant (a)	Financial Hardship (b)	Notification Occurred**
Visalia Unified	Tulare	Royal Oaks Elementary	57/72256-00-026	05/08/18	\$ 859,384	\$ -	
Norwalk-La Mirada Unified	Los Angeles	Julia B Morrison Elementary	57/64840-00-030	05/10/18	\$ 178,787	\$ -	
Oxnard	Ventura	Harrington Elementary	57/72538-00-027	05/10/18	\$ 584,890	\$ -	
Irvine Unified	Orange	Brywood Elementary	57/73650-00-031	05/10/18	\$ 2,870,668	\$ -	
Hollister	San Benito	Rancho San Justo	57/67470-00-003	05/11/18	\$ 1,567,920	\$ -	
Willows Unified	Glenn	Willows High	57/62661-00-005	05/15/18	\$ 2,842,688	\$ -	
Los Angeles Unified	Los Angeles	Logan Street Elementary	57/64733-00-686	05/15/18	\$ 656,134	\$ -	
Los Angeles Unified	Los Angeles	Humphreys Avenue Elementary	57/64733-00-687	05/15/18	\$ 6,897,346	\$ -	
Los Angeles Unified	Los Angeles	Audubon Middle	57/64733-00-688	05/15/18	\$ 3,835,933	\$ -	
Los Angeles Unified	Los Angeles	Francisco Bravo Medical Magnet High	57/64733-00-689	05/15/18	\$ 1,895,608	\$ -	
Los Angeles Unified	Los Angeles	Loyola Village Elementary	57/64733-00-690	05/15/18	\$ 561,038	\$ -	
Los Angeles Unified	Los Angeles	Theodore Roosevelt Senior High	57/64733-05-018	05/15/18	\$ 2,530,954	\$ -	
Barstow Unified	San Bernardino	Skyline North Elementary	57/67611-00-002	05/16/18	\$ 2,775,233	\$ -	
Twin Rivers Unified	Sacramento	Pacific Career and Technology High	57/76505-00-059	05/16/18	\$ 2,455,163	\$ -	
Twin Rivers Unified	Sacramento	Hazel Strauch Elementary	57/76505-00-060	05/16/18	\$ 1,475,739	\$ -	
Twin Rivers Unified	Sacramento	Sierra View Elementary	57/76505-00-061	05/16/18	\$ 662,000	\$ -	
Twin Rivers Unified	Sacramento	Pioneer Elementary	57/76505-00-062	05/16/18	\$ 1,116,763	\$ -	
Twin Rivers Unified	Sacramento	Kohler Elementary	57/76505-00-063	05/16/18	\$ 540,891	\$ -	
Coalinga-Huron Unified	Fresno	Sunset Elementary	57/62125-00-009	05/17/18	\$ 1,901,985	\$ -	
Coalinga-Huron Unified	Fresno	Henry F Bishop Elementary	57/62125-00-010	05/17/18	\$ 654,137	\$ -	
Hollister	San Benito	Gabilan Hills	57/67470-00-004	05/17/18	\$ 896,187	\$ -	
Gravenstein Union Elementary	Sonoma	Gravenstein Elementary	57/70714-00-003	05/17/18	\$ 2,144,261	\$ -	
Wasco Union Elementary	Kern	Palm Avenue Elementary	57/63842-00-004	05/21/18	\$ 949,748	\$ 633,165	
Elk Grove Unified	Sacramento	Union House Elementary	57/67314-00-026	05/21/18	\$ 1,603,056	\$ -	
Tustin Unified	Orange	Robert Heideman Elementary	57/73643-00-022	05/21/18	\$ 2,913,416	\$ -	
Konocti Unified	Lake	Konocti Education Center	57/64022-00-012	05/22/18	\$ 872,113	\$ -	
Los Angeles Unified	Los Angeles	Charles Maclay Middle	57/64733-00-691	05/22/18	\$ 2,688,503	\$ -	
Los Angeles Unified	Los Angeles	Forty-Ninth Street Elementary	57/64733-00-692	05/22/18	\$ 551,314	\$ -	
Los Angeles Unified	Los Angeles	Apperson Street Elementary	57/64733-00-693	05/22/18	\$ 838,001	\$ -	
Los Angeles Unified	Los Angeles	Los Angeles High	57/64733-00-694	05/22/18	\$ 3,975,731	\$ -	
Los Angeles Unified	Los Angeles	Garden Grove Elementary	57/64733-00-695	05/22/18	\$ 711,536	\$ -	
Round Valley Unified	Mendocino	Round Valley High	57/65607-00-001	05/22/18	\$ 1,003,579	\$ -	
Round Valley Unified	Mendocino	Round Valley Elementary	57/65607-00-002	05/22/18	\$ 1,554,144	\$ -	
Jurupa Unified	Riverside	Glen Avon Elementary	57/67090-00-015	05/22/18	\$ 3,271,033	\$ -	
Grossmont Union High	San Diego	Valhalla High	57/68130-12-001	05/22/18	\$ 424,477	\$ -	
San Dieguito Union High	San Diego	Torrey Pines High	57/68346-00-007	05/22/18	\$ 13,663,077	\$ -	
Morgan Hill Unified	Santa Clara	Paradise Valley Engineering Academy	57/69583-00-012	05/22/18	\$ 2,318,970	\$ -	
Morgan Hill Unified	Santa Clara	Paradise Valley Engineering Academy	57/69583-00-013	05/22/18	\$ 614,091	\$ -	
Oxnard	Ventura	Lemonwood Elementary	57/72538-00-028	05/24/18	\$ 818,846	\$ -	
Elk Grove Unified	Sacramento	John Reith Elementary	57/67314-00-027	05/25/18	\$ 2,635,486	\$ -	
Los Angeles Unified	Los Angeles	Emerson (Ralph Waldo) Junior M	57/64733-00-696	05/29/18	\$ 1,002,746	\$ -	
Los Angeles Unified	Los Angeles	Johnnie Cochran, Jr, Middle	57/64733-00-697	05/29/18	\$ 2,116,017	\$ -	
Los Angeles Unified	Los Angeles	North Hollywood Senior High	57/64733-22-014	05/29/18	\$ 3,567,845	\$ -	
West Covina Unified	Los Angeles	West Covina High	57/65094-00-014	05/30/18	\$ 4,443,279	\$ -	
San Juan Unified	Sacramento	Fair Oaks Elementary	57/67447-00-063	05/30/18	\$ 1,347,587	\$ -	
Hollister	San Benito	R O Hardin Elementary	57/67470-00-005	05/30/18	\$ 4,306,262	\$ -	
Atascadero Unified	San Luis Obispo	Santa Margarita Elementary	57/68700-00-007	05/30/18	\$ 2,043,520	\$ -	
Santa Ana Unified	Orange	Washington Elementary	57/66670-00-053	05/31/18	\$ 4,236,001	\$ -	
Cambrian	Santa Clara	Ida Price Middle	57/69385-00-014	06/04/18	\$ 2,259,551	\$ -	
Cambrian	Santa Clara	Steindorf STEAM K-8 Magnet	57/69385-00-015	06/04/18	\$ 2,739,367	\$ -	
Cambrian	Santa Clara	Bagby Elementary	57/69385-00-016	06/04/18	\$ 410,783	\$ -	
Cambrian	Santa Clara	Farnham Elementary	57/69385-00-017	06/04/18	\$ 874,369	\$ -	
Cambrian	Santa Clara	Fammatre Elementary	57/69385-00-018	06/04/18	\$ 884,080	\$ -	
Dublin Unified	Alameda	Murray Elementary	57/75093-00-011	06/05/18	\$ 2,238,407	\$ -	
Clovis Unified	Fresno	Lincoln Elementary	57/62117-00-057	06/06/18	\$ 616,620	\$ -	
Dublin Unified	Alameda	Wells Middle	57/75093-00-012	06/06/18	\$ 1,048,020	\$ -	
Dublin Unified	Alameda	Wells Middle	57/75093-00-013	06/06/18	\$ 1,870,401	\$ -	
Dublin Unified	Alameda	Dublin Elementary	57/75093-00-014	06/06/18	\$ 2,924,401	\$ -	
Galt Joint Union High	Sacramento	Galt High	57/67355-00-002	06/08/18	\$ 4,162,983	\$ -	
San Bernardino City Unified	San Bernardino	San Bernardino High	57/67876-00-108	06/12/18	\$ 2,511,541	\$ -	
Los Angeles Unified	Los Angeles	Cienega Elementary	57/64733-00-698	06/13/18	\$ 1,370,920	\$ -	
Los Angeles Unified	Los Angeles	Canoga Park Senior High	57/64733-00-699	06/13/18	\$ 4,964,944	\$ -	

SFP APPLICATIONS
Modernization School Facilities Program
- Workload as of October 31, 2020 -

District	County	Site Name	Application Number	OPSC Date Received	Estimated State Grant (a)	Financial Hardship (b)	Notification Occurred**
Los Angeles Unified	Los Angeles	Harrison Street Elementary	57/64733-00-700	06/13/18	\$ 1,024,516	\$ -	-
Riverdale Joint Unified	Fresno	Riverdale Elementary	57/75408-00-006	06/14/18	\$ 690,356	\$ -	-
Tracy Joint Unified	San Joaquin	Central Elementary	57/75499-00-012	06/14/18	\$ 2,987,345	\$ -	-
Solana Beach Elementary	San Diego	Solana Highlands Elementary	57/68387-00-003	06/15/18	\$ 2,573,516	\$ -	-
Barstow Unified	San Bernardino	Barstow Fine Arts Academy (formerly Barstow Intermediate)	57/67611-00-003	06/18/18	\$ 4,053,288	\$ -	-
Pleasant View Elementary	Tulare	Pleasant View Elementary	57/72058-00-002	06/18/18	\$ 1,278,676	\$ 852,451	-
Twin Rivers Unified	Sacramento	Harmon Johnson Elementary	57/76505-00-064	06/19/18	\$ 4,102,973	\$ -	-
Centralia Elementary	Orange	George B Miller Elementary	57/66472-00-011	06/22/18	\$ 332,218	\$ -	-
Centralia Elementary	Orange	Raymond Temple Elementary	57/66472-00-012	06/22/18	\$ 687,831	\$ -	-
Grossmont Union High	San Diego	El Cajon Valley High	57/68130-00-028	06/22/18	\$ 3,143,831	\$ -	-
Sweetwater Union High	San Diego	Bonita Vista Middle	57/68411-00-049	06/25/18	\$ 1,419,295	\$ -	-
San Marcos Unified	San Diego	La Costa Meadows Elementary	57/73791-00-008	06/25/18	\$ 4,494,708	\$ -	-
Colton Joint Unified	San Bernardino	Michael D'Arcy Elementary	57/67686-00-025	06/26/18	\$ 607,820	\$ -	-
San Ramon Valley Unified	Contra Costa	California High	57/61804-00-034	06/28/18	\$ 3,194,794	\$ -	-
Clovis Unified	Fresno	Alta Sierra Intermediate	57/62117-00-058	06/28/18	\$ 4,357,733	\$ -	-
Santa Ana Unified	Orange	Garfield Elementary	57/66670-00-054	06/28/18	\$ 3,245,002	\$ -	-
Grossmont Union High	San Diego	West Hills High	57/68130-00-029	06/28/18	\$ 6,613,614	\$ -	-
Rescue Union Elementary	El Dorado	Lake Forest Elementary	57/61978-00-004	06/29/18	\$ 1,988,626	\$ -	-
Western Placer Unified	Placer	Glen Edwards Middle	57/66951-00-003	06/29/18	\$ 5,187,814	\$ -	-
Wright Elementary	Sonoma	J X Wilson Elementary	57/71035-00-003	07/03/18	\$ 290,190	\$ -	-
Hydesville Elementary	Humboldt	Hydesville Elementary	57/62885-00-002	07/06/18	\$ 259,295	\$ -	-
Elk Grove Unified	Sacramento	Samuel Jackman Middle	57/67314-00-028	07/09/18	\$ 3,294,373	\$ -	-
Elk Grove Unified	Sacramento	Eddy Middle School	57/67314-00-029	07/09/18	\$ 4,124,718	\$ -	-
Elk Grove Unified	Sacramento	David Reese Elementary	57/67314-00-030	07/09/18	\$ 1,585,986	\$ -	-
Elk Grove Unified	Sacramento	Jackson Elementary	57/67314-00-031	07/09/18	\$ 1,792,428	\$ -	-
Elk Grove Unified	Sacramento	Florin Elementary	57/67314-00-032	07/10/18	\$ 2,821,509	\$ -	-
Los Angeles Unified	Los Angeles	Dodson Middle School	57/64733-20-020	07/11/18	\$ 2,394,270	\$ -	-
Muroc Joint Unified	Kern	Boron Junior-Senior High	57/63685-00-010	07/12/18	\$ 3,108,287	\$ -	-
Del Norte County Unified	Del Norte	Joe Hamilton Elementary	57/61820-00-007	07/13/18	\$ 500,295	\$ -	-
Golden Plains Unified	Fresno	San Joaquin Elementary	57/75234-00-007	07/13/18	\$ 3,776,997	\$ -	-
Imperial County Office of Education	Imperial	De Anza 9th Grade Academy	57/10132-00-002	07/16/18	\$ 319,723	\$ 213,149	-
Elk Grove Unified	Sacramento	Florin High	57/67314-00-033	07/16/18	\$ 6,021,182	\$ -	-
Solana Beach Elementary	San Diego	Skyline Elementary	57/68387-00-004	07/17/18	\$ 591,537	\$ -	-
Firebaugh-Las Deltas Unified	Fresno	Firebaugh Middle	57/73809-00-006	07/17/18	\$ 513,079	\$ -	-
Norwalk-La Mirada Unified	Los Angeles	Los Alisos Middle	57/64840-00-031	07/18/18	\$ 1,508,943	\$ -	-
Fountain Valley Elementary	Orange	Masuda (Kazuo) Middle	57/66498-00-012	07/19/18	\$ 2,829,122	\$ -	-
La Honda-Pescadero Unified	San Mateo	La Honda Elementary	57/68940-00-001	07/19/18	\$ 769,626	\$ -	-
Sequoia Union High	San Mateo	Sequoia High	57/69062-00-038	07/19/18	\$ 2,850,756	\$ -	-
Franklin-McKinley Elementary	Santa Clara	Windmill Springs Elementary	57/69450-00-011	07/19/18	\$ 2,646,603	\$ -	-
Franklin-McKinley Elementary	Santa Clara	Windmill Springs Elementary	57/69450-00-012	07/19/18	\$ 577,483	\$ -	-
Torrance Unified	Los Angeles	Edward J Richardson Middle	57/65060-00-046	07/20/18	\$ 855,104	\$ -	-
Ocean View Elementary	Orange	Westmont Elementary	57/66613-00-023	07/20/18	\$ 148,414	\$ -	-
William S. Hart Union High	Los Angeles	Sierra Vista Junior High	57/65136-00-011	07/24/18	\$ 121,354	\$ -	-
Fullerton Joint Union High	Orange	La Habra High	57/66514-00-021	07/24/18	\$ 964,915	\$ -	-
Atascadero Unified	San Luis Obispo	Atascadero High	57/68700-00-008	07/24/18	\$ 1,343,650	\$ -	-
Fairfield-Suisun Unified	Solano	Fairview Elementary	57/70540-00-018	07/24/18	\$ 2,802,793	\$ -	-
Fairfield-Suisun Unified	Solano	Grange Middle	57/70540-00-019	07/24/18	\$ 1,245,177	\$ -	-
Dublin Unified	Alameda	Dublin Elementary	57/75093-00-015	07/24/18	\$ 1,034,478	\$ -	-
Norwalk-La Mirada Unified	Los Angeles	Arlie F Hutchinson Middle	57/64840-00-032	07/26/18	\$ 790,339	\$ -	-
Norwalk-La Mirada Unified	Los Angeles	Gardenhill Elementary	57/64840-00-033	07/26/18	\$ 197,889	\$ -	-
Garden Grove Unified	Orange	Merton E Hill Elementary	57/66522-00-087	07/26/18	\$ 228,917	\$ -	-
Garden Grove Unified	Orange	C C Violette Elementary	57/66522-00-088	07/26/18	\$ 697,426	\$ -	-
Garden Grove Unified	Orange	Heritage Elementary	57/66522-00-089	07/26/18	\$ 794,110	\$ -	-
Oxnard Elementary	Ventura	Elm Street Elementary	57/72538-00-029	07/27/18	\$ 404,879	\$ -	-
Oxnard Elementary	Ventura	McKinna Elementary	57/72538-00-030	07/27/18	\$ 467,912	\$ -	-
Healdsburg Unified	Sonoma	Healdsburg Junior High	57/75390-00-003	07/30/18	\$ 2,573,598	\$ -	-
Healdsburg Unified	Sonoma	Healdsburg High	57/75390-00-004	07/30/18	\$ 5,546,148	\$ -	-
Barstow Unified	San Bernardino	Barstow Junior High	57/67611-00-004	07/31/18	\$ 5,061,294	\$ -	-
Natomas Unified	Sacramento	Jefferson Elementary	57/75283-00-005	07/31/18	\$ 2,663,525	\$ -	-
Los Angeles Unified	Los Angeles	Walnut Park Elementary	57/64733-00-701	08/01/18	\$ 454,404	\$ -	-
Los Angeles Unified	Los Angeles	Fairfax Senior High	57/64733-00-702	08/01/18	\$ 1,160,178	\$ -	-
Anaheim Union High	Orange	John F Kennedy High	57/66431-00-018	08/02/18	\$ 1,533,622	\$ -	-

SFP APPLICATIONS
Modernization School Facilities Program
- Workload as of October 31, 2020 -

District	County	Site Name	Application Number	OPSC Date Received	Estimated State Grant (a)	Financial Hardship (b)	Notification Occurred**
Anaheim Union High	Orange	John F Kennedy High	57/66431-00-019	08/02/18	\$ 1,942,357	\$ -	
Exeter Unified	Tulare	Wilson Middle	57/76836-00-001	08/02/18	\$ 988,148	\$ -	
Konocti Unified	Lake	Lower Lake Elementary	57/64022-00-013	08/06/18	\$ 2,618,613	\$ -	
Pomona Unified	Los Angeles	Alcott Elementary	57/64907-00-032	08/06/18	\$ 583,195	\$ -	
Pomona Unified	Los Angeles	Washington Elementary	57/64907-00-033	08/07/18	\$ 1,677,895	\$ -	
Newcastle Elementary	Placer	Newcastle Elementary	57/66852-00-002	08/07/18	\$ 756,513	\$ 504,342	
Los Nietos Elementary	Los Angeles	Los Nietos Middle	57/64758-00-005	08/08/18	\$ 4,492,891	\$ -	
Whittier City Elementary	Los Angeles	Walter F Dexter Middle	57/65110-00-014	08/08/18	\$ 4,321,829	\$ -	
Saddleback Valley Unified	Orange	Portola Hills Elementary	57/73635-00-040	08/08/18	\$ 4,443,161	\$ -	
Berkeley Unified	Alameda	John Muir Elementary	57/61143-00-018	08/09/18	\$ 2,594,312	\$ -	
Chico Unified	Butte	Neal Dow Elementary	57/61424-00-006	08/10/18	\$ 2,038,050	\$ -	
Chico Unified	Butte	Marigold Elementary	57/61424-00-007	08/10/18	\$ 2,585,715	\$ -	
Chico Unified	Butte	Loma Vista	57/61424-00-008	08/10/18	\$ 246,682	\$ -	
Chico Unified	Butte	Shasta Elementary	57/61424-00-009	08/10/18	\$ 2,133,364	\$ -	
San Antonio Union Elementary	Monterey	San Antonio Elementary	57/66167-00-002	08/13/18	\$ 196,390	\$ -	
Fruitvale Elementary	Kern	Discovery Elementary	57/63479-00-003	08/14/18	\$ 3,053,627	\$ -	
Fruitvale Elementary	Kern	Quailwood Elementary	57/63479-00-004	08/14/18	\$ 98,944	\$ -	
Fruitvale Elementary	Kern	Fruitvale Junior High	57/63479-00-005	08/14/18	\$ 944,020	\$ -	
Roberts Ferry Union Elementary	Stanislaus	Roberts Ferry Union Elementary	57/71233-00-002	08/15/18	\$ 53,085	\$ 35,390	
Willows Unified	Glenn	Willows Intermediate	57/62661-00-006	08/17/18	\$ 587,603	\$ -	
Willows Unified	Glenn	Murdock Elementary	57/62661-00-007	08/17/18	\$ 2,003,968	\$ -	
Santa Ana Unified	Orange	George Washington Carver Elementary	57/66670-00-055	08/17/18	\$ 2,972,873	\$ -	
Irvine Unified	Orange	Canyon View Elementary	57/73650-00-032	08/17/18	\$ 1,671,074	\$ -	
Hughson Unified	Stanislaus	Emilie J Ross Middle	57/75549-00-004	08/17/18	\$ 422,593	\$ -	
Hughson Unified	Stanislaus	Hughson Elementary	57/75549-00-005	08/17/18	\$ 1,813,478	\$ -	
Central Union Elementary	Kings	Akers Elementary	57/63883-00-001	08/22/18	\$ 3,604,760	\$ 2,403,173	
Central Union Elementary	Kings	R J Neutra Elementary	57/63883-00-002	08/22/18	\$ 334,924	\$ 223,283	
Central Union Elementary	Kings	Central Elementary	57/63883-00-003	08/22/18	\$ 210,870	\$ 140,580	
Central Union Elementary	Kings	Stratford Elementary	57/63883-00-004	08/22/18	\$ 204,582	\$ 136,388	
San Dieguito Union High	San Diego	San Dieguito High Academy	57/68346-00-008	08/23/18	\$ 5,284,508	\$ -	
Ballico-Cressey Elementary	Merced	Ballico Elementary	57/65649-00-001	08/24/18	\$ 1,457,146	\$ 971,431	
Ballico-Cressey Elementary	Merced	Cressey Elementary	57/65649-00-002	08/24/18	\$ 796,291	\$ 530,861	
Huntington Beach City Elementary	Orange	Ralph E Hawes Elementary	57/66530-00-019	08/24/18	\$ 878,806	\$ -	
Tahoe-Truckee Unified	Placer	Kings Beach Elementary	57/66944-00-015	08/29/18	\$ 1,334,568	\$ -	
Irvine Unified	Orange	Meadow Park Elementary	57/73650-00-033	08/29/18	\$ 2,526,142	\$ -	
Lake Elementary	Glenn	Lake Elementary	57/62596-00-002	08/30/18	\$ 199,611	\$ 133,074	
Rescue Union Elementary	El Dorado	Marina Village Middle	57/61978-00-005	08/31/18	\$ 3,517,807	\$ -	
Nevada Joint Union High	Nevada	Bear River High	57/66357-00-011	08/31/18	\$ 1,701,785	\$ -	
Nevada Joint Union High	Nevada	Nevada Union High	57/66357-00-012	08/31/18	\$ 2,688,984	\$ -	
Galt Joint Union High	Sacramento	Galt High	57/67355-00-003	09/04/18	\$ 6,409,302	\$ -	
Golden Plains Unified	Fresno	Tranquillity Elementary	57/75234-00-008	09/04/18	\$ 292,319	\$ -	
Anaheim Union High	Orange	Dale Junior High	57/66431-00-020	09/05/18	\$ 2,140,488	\$ -	
Alta Loma Elementary	San Bernardino	Hermosa Elementary	57/67595-00-007	09/05/18	\$ 2,690,494	\$ -	
Alta Loma Elementary	San Bernardino	Deer Canyon Elementary	57/67595-00-008	09/05/18	\$ 2,877,659	\$ -	
Central Union High	Imperial	Southwest High	57/63115-00-004	09/06/18	\$ 1,517,899	\$ -	
Robla Elementary	Sacramento	Main Avenue Elementary	57/67421-00-002	09/06/18	\$ 1,349,608	\$ -	
Campbell Union High	Santa Clara	Branham High	57/69401-00-022	09/06/18	\$ 1,886,758	\$ -	
Jacoby Creek Elementary	Humboldt	Jacoby Creek	57/62893-00-002	09/07/18	\$ 226,432	\$ 150,955	
Twin Rivers Unified	Sacramento	Vineland Elementary	57/76505-00-065	09/07/18	\$ 987,407	\$ -	
Clovis Unified	Fresno	Liberty Elementary	57/62117-00-059	09/10/18	\$ 2,193,297	\$ -	
Ripon Unified	San Joaquin	Colony Oak Elementary	57/68650-00-004	09/10/18	\$ 2,462,491	\$ -	
South San Francisco Unified	San Mateo	Westborough Middle	57/69070-00-020	09/12/18	\$ 304,412	\$ -	
Gilroy Unified	Santa Clara	Gilroy High	57/69484-00-009	09/12/18	\$ 919,980	\$ -	
Anaheim Union High	Orange	Savanna High	57/66431-00-022	09/13/18	\$ 3,673,572	\$ -	
Tahoe-Truckee Unified	Placer	Donner Trail Elementary	57/66944-00-016	09/13/18	\$ 326,254	\$ -	
Berkeley Unified	Alameda	Berkeley High	57/61143-00-019	09/14/18	\$ 17,680,064	\$ -	
Berkeley Unified	Alameda	Jefferson Elementary	57/61143-00-020	09/14/18	\$ 841,012	\$ -	
Burbank Unified	Los Angeles	George Washington Elementary	57/64337-00-021	09/14/18	\$ 565,643	\$ -	
Burbank Unified	Los Angeles	Theodore Roosevelt Elementary	57/64337-00-022	09/14/18	\$ 1,282,669	\$ -	
Castro Valley Unified	Alameda	Canyon Middle	57/61150-00-025	09/17/18	\$ 1,369,317	\$ -	
Colton Joint Unified	San Bernardino	Colton Middle	57/67686-00-026	09/17/18	\$ 2,585,057	\$ -	
Franklin-McKinley Elementary	Santa Clara	G W Hellyer Elementary	57/69450-00-013	09/17/18	\$ 1,394,725	\$ -	

SFP APPLICATIONS
Modernization School Facilities Program
- Workload as of October 31, 2020 -

District	County	Site Name	Application Number	OPSC Date Received	Estimated State Grant (a)	Financial Hardship (b)	Notification Occurred**
Washington Colony Elementary	Fresno	Washington Colony Elementary	57/62513-00-002	09/18/18	\$ 169,187	\$ 112,791	
Elk Grove Unified	Sacramento	Union House Elementary	57/67314-00-034	09/18/18	\$ 1,338,228	\$ -	
Kings River Union Elementary	Tulare	Kings River Elementary	57/71969-00-002	09/18/18	\$ 192,184	\$ 128,122	
Anaheim Union High	Orange	Oxford Academy	57/66431-00-023	09/19/18	\$ 2,216,299	\$ -	
Twin Rivers Unified	Sacramento	Frederick Joyce Elementary	57/76505-00-066	09/19/18	\$ 3,874,280	\$ -	
Yuba County Office of Education	Yuba	Goldfield School (Sdl)	57/10587-00-003	09/20/18	\$ 367,576	\$ 245,051	
Live Oak Unified	Sutter	Live Oak Middle	57/71399-00-002	09/21/18	\$ 1,003,548	\$ -	
Live Oak Unified	Sutter	Luther Elementary	57/71399-00-003	09/21/18	\$ 610,682	\$ -	
Clear Creek Elementary	Nevada	Clear Creek Elementary	57/66324-00-002	09/24/18	\$ 39,656	\$ 26,437	
Anaheim Elementary	Orange	Marshall (John) Elementary	57/66423-00-032	09/24/18	\$ 8,260,797	\$ -	
Berkeley Unified	Alameda	Willard Middle	57/61143-00-021	09/25/18	\$ 1,854,825	\$ -	
Monroe Elementary	Fresno	Monroe Elementary	57/62323-00-001	09/25/18	\$ 153,017	\$ 102,011	
Lakeport Unified	Lake	Terrace Middle	57/64030-00-009	09/25/18	\$ 1,743,589	\$ -	
Fairfield-Suisun Unified	Solano	Dan O Root Elementary	57/70540-00-020	09/25/18	\$ 3,261,347	\$ -	
Riverside Unified	Riverside	Polytechnic High	57/67215-00-035	09/26/18	\$ 3,692,426	\$ -	
Pomona Unified	Los Angeles	Diamond Point Elementary	57/64907-00-034	09/27/18	\$ 468,070	\$ -	
Pomona Unified	Los Angeles	Montvue Elementary	57/64907-00-035	09/27/18	\$ 472,591	\$ -	
Folsom-Cordova Unified	Sacramento	Oak Chan Elementary	57/67330-21-006	09/28/18	\$ 2,362,326	\$ -	
Ripon Unified	San Joaquin	Weston Elementary	57/68650-00-005	09/28/18	\$ 2,288,270	\$ -	
Roseville Joint Union High	Placer	Oakmont High	57/66928-00-004	10/01/18	\$ 2,152,365	\$ -	
San Ramon Valley Unified	Contra Costa	Montevideo Elementary	57/61804-00-035	10/02/18	\$ 2,858,942	\$ -	
Norwalk-La Mirada Unified	Los Angeles	Norwalk High	57/64840-00-034	10/03/18	\$ 1,726,535	\$ -	
San Ramon Valley Unified	Contra Costa	Green Valley Elementary	57/61804-00-036	10/04/18	\$ 3,312,817	\$ -	
Grossmont Union High	San Diego	Grossmont High	57/68130-00-030	10/05/18	\$ 3,110,103	\$ -	
Grossmont Union High	San Diego	Helix High	57/68130-00-031	10/08/18	\$ 3,895,700	\$ -	
Alameda Unified	Alameda	Edison Elementary	57/61119-00-020	10/09/18	\$ 974,685	\$ -	
San Ramon Valley Unified	Contra Costa	Golden View Elementary	57/61804-00-037	10/09/18	\$ 3,191,788	\$ -	
Westside Elementary	Fresno	Westside Elementary	57/62547-00-001	10/09/18	\$ 160,144	\$ 106,763	
Compton Unified	Los Angeles	Centennial High	57/73437-01-042	10/10/18	\$ 855,992	\$ -	
Compton Unified	Los Angeles	Dominguez High	57/73437-01-043	10/10/18	\$ 1,833,817	\$ -	
San Ramon Valley Unified	Contra Costa	Rancho Romero Elementary	57/61804-00-038	10/12/18	\$ 659,074	\$ -	
Alvina Elementary	Fresno	Alvina Elementary Charter	57/61994-00-001	10/12/18	\$ 125,412	\$ 83,608	
Grossmont Union High	San Diego	Granite Hills High	57/68130-00-032	10/12/18	\$ 1,031,181	\$ -	
San Marcos Unified	San Diego	San Marcos Middle	57/73791-00-009	10/15/18	\$ 2,917,239	\$ -	
Alview-Dairyland Union Elementary	Madera	Alview Elementary	57/65177-00-003	10/16/18	\$ 126,175	\$ 84,116	
Alview-Dairyland Union Elementary	Madera	Dairyland Elementary	57/65177-00-004	10/16/18	\$ 137,620	\$ 91,747	
San Diego Unified	San Diego	Logan K-8	57/68338-00-231	10/16/18	\$ 2,655,019	\$ -	
Nevada Joint Union High	Nevada	Bear River High	57/66357-00-013	10/17/18	\$ 894,488	\$ -	
Nevada Joint Union High	Nevada	Bear River High	57/66357-00-014	10/17/18	\$ 1,538,138	\$ -	
Anaheim Union High	Orange	Polaris High (Alternative)	57/66431-00-024	10/17/18	\$ 3,621,798	\$ -	
Visalia Unified	Tulare	Ivanhoe Elementary	57/72256-00-027	10/17/18	\$ 2,980,599	\$ -	
Visalia Unified	Tulare	Washington Elementary	57/72256-00-028	10/17/18	\$ 1,855,395	\$ -	
Visalia Unified	Tulare	Crowley Elementary	57/72256-00-029	10/17/18	\$ 3,280,063	\$ -	
Contra Costa County Office of Education	Contra Costa	Liberty High	57/10074-00-004	10/18/18	\$ 160,969	\$ 107,312	
Chicago Park Elementary	Nevada	Chicago Park Elementary	57/66316-00-002	10/18/18	\$ 21,527	\$ 14,351	
Chicago Park Elementary	Nevada	Chicago Park Community Charter	57/66316-00-003	10/18/18	\$ 42,717	\$ 28,478	
Rescue Union Elementary	El Dorado	Green Valley Elementary	57/61978-00-006	10/22/18	\$ 2,690,494	\$ -	
Alta Loma Elementary	San Bernardino	Vineyard Junior High	57/67595-00-009	10/22/18	\$ 3,973,736	\$ -	
Alta Loma Elementary	San Bernardino	Victoria Groves Elementary	57/67595-00-010	10/23/18	\$ 2,716,628	\$ -	
Long Beach Unified	Los Angeles	Webster Elementary	57/64725-00-022	10/24/18	\$ 4,070,543	\$ -	
Davis Joint Unified	Yolo	Cesar Chavez Elementary	57/72678-00-015	10/24/18	\$ 1,251,636	\$ -	
Lafayette Elementary	Contra Costa	M H Stanley Middle	57/61713-00-005	10/25/18	\$ 3,057,118	\$ -	
Lafayette Elementary	Contra Costa	Lafayette Elementary	57/61713-00-006	10/25/18	\$ 201,590	\$ -	
Lafayette Elementary	Contra Costa	Happy Valley Elementary	57/61713-00-007	10/25/18	\$ 802,496	\$ -	
Long Beach Unified	Los Angeles	Mann Elementary	57/64725-00-023	10/25/18	\$ 1,187,052	\$ -	
Long Beach Unified	Los Angeles	Lindsey Academy	57/64725-00-024	10/25/18	\$ 2,263,506	\$ -	
Long Beach Unified	Los Angeles	Garfield Elementary	57/64725-00-025	10/25/18	\$ 2,719,384	\$ -	
Long Beach Unified	Los Angeles	Stephens Middle	57/64725-00-026	10/25/18	\$ 3,365,831	\$ -	
Long Beach Unified	Los Angeles	Rogers Middle	57/64725-00-027	10/25/18	\$ 1,501,644	\$ -	
Long Beach Unified	Los Angeles	Lowell Elementary	57/64725-00-028	10/25/18	\$ 6,454,309	\$ -	
Long Beach Unified	Los Angeles	Kettering Elementary	57/64725-00-029	10/25/18	\$ 2,974,945	\$ -	
Long Beach Unified	Los Angeles	Jefferson Leadership Academies	57/64725-00-030	10/25/18	\$ 10,307,408	\$ -	

SFP APPLICATIONS
Modernization School Facilities Program
- Workload as of October 31, 2020 -

District	County	Site Name	Application Number	OPSC Date Received	Estimated State Grant (a)	Financial Hardship (b)	Notification Occurred**
Long Beach Unified	Los Angeles	McKinley Elementary	57/64725-00-031	10/25/18	\$ 4,860,576	\$ -	-
Napa Valley Unified	Napa	River Charter	57/66266-00-031	10/25/18	\$ 725,438	\$ -	-
Cupertino Union	Santa Clara	John F Kennedy Middle	57/69419-00-030	10/26/18	\$ 1,171,653	\$ -	-
Sylvan Union Elementary	Stanislaus	Orchard Elementary	57/71290-00-009	10/26/18	\$ 2,920,825	\$ -	-
Sylvan Union Elementary	Stanislaus	Sylvan Elementary	57/71290-00-010	10/26/18	\$ 2,914,989	\$ -	-
Castro Valley Unified	Alameda	Castro Valley High	57/61150-00-026	10/29/18	\$ 2,534,802	\$ -	-
Dixie Elementary	Marin	Dixie Elementary	57/65318-00-005	10/29/18	\$ 1,046,163	\$ -	-
Dixie Elementary	Marin	Mary E Silveira Elementary	57/65318-00-006	10/29/18	\$ 1,672,947	\$ -	-
Dixie Elementary	Marin	Vallecito Elementary	57/65318-00-007	10/29/18	\$ 2,100,176	\$ -	-
Grossmont Union High	San Diego	Monte Vista High	57/68130-00-033	10/29/18	\$ 182,570	\$ -	-
Monterey Peninsula Unified	Monterey	Central Coast High	57/66092-00-027	10/30/18	\$ 753,791	\$ -	-
Orange Unified	Orange	Orange High	57/66621-00-054	10/30/18	\$ 4,111,981	\$ -	-
Tahoe-Truckee Unified	Placer	Truckee Elementary	57/66944-00-017	10/30/18	\$ 2,843,377	\$ -	-
South San Francisco Unified	San Mateo	Junipero Serra Elementary	57/69070-00-021	10/30/18	\$ 719,036	\$ -	-
Coalinga-Huron Unified	Fresno	Coalinga High	57/62125-00-011	10/31/18	\$ 2,081,923	\$ -	-
Central Union High	Imperial	Central Union High	57/63115-00-005	10/31/18	\$ 7,303,418	\$ 4,868,945	-
McSwain Union Elementary	Merced	McSwain Elementary	57/65763-00-004	10/31/18	\$ 1,413,052	\$ 942,035	-
San Juan Unified	Sacramento	Dyer-Kelly Elementary	57/67447-00-064	10/31/18	\$ 941,416	\$ -	-
San Juan Unified	Sacramento	Greer Elementary	57/67447-00-065	10/31/18	\$ 731,760	\$ -	-
San Ramon Valley Unified	Contra Costa	Vista Grande Elementary	57/61804-00-039	11/01/18	\$ 650,568	\$ -	-
Centralia Elementary	Orange	Buena Terra Elementary	57/66472-00-013	11/02/18	\$ 102,941	\$ -	-
Corcoran Joint Unified	Kings	Corcoran High	57/63891-00-013	11/05/18	\$ 1,150,070	\$ -	-
Long Beach Unified	Los Angeles	Lakewood High	57/64725-00-032	11/06/18	\$ 2,119,315	\$ -	-
Long Beach Unified	Los Angeles	Riley Elementary	57/64725-00-033	11/06/18	\$ 5,656,656	\$ -	-
Long Beach Unified	Los Angeles	MacArthur Elementary	57/64725-00-034	11/06/18	\$ 4,787,307	\$ -	-
Caruthers Unified	Fresno	Caruthers Elementary	57/75598-00-004	11/06/18	\$ 4,296,680	\$ -	-
Clovis Unified	Fresno	Clovis East High	57/62117-00-060	11/07/18	\$ 4,150,531	\$ -	-
Clovis Unified	Fresno	Reyburn Intermediate	57/62117-00-061	11/07/18	\$ 2,134,400	\$ -	-
Carpinteria Unified	Santa Barbara	Carpinteria Senior High	57/69146-00-005	11/08/18	\$ 2,701,648	\$ -	-
Carpinteria Unified	Santa Barbara	Carpinteria Senior High	57/69146-00-006	11/08/18	\$ 4,918,787	\$ -	-
Fairfield-Suisun Unified	Solano	E Ruth Sheldon Academy of Innovative Learning	57/70540-00-021	11/08/18	\$ 2,257,059	\$ -	-
Jurupa Unified	Riverside	West Riverside Elementary	57/67090-00-016	11/09/18	\$ 3,725,685	\$ -	-
Val Verde Unified	Riverside	Rancho Verde High	57/75242-00-003	11/09/18	\$ 12,507,420	\$ -	-
Galt Joint Union Elementary	Sacramento	Valley Oaks Elementary	57/67348-00-002	11/13/18	\$ 3,144,369	\$ -	-
Mountain View Whisman	Santa Clara	Gabriela Mistral Elementary	57/69591-00-005	11/13/18	\$ 2,919,174	\$ -	-
Centralia Elementary	Orange	Danbrook Elementary	57/66472-00-014	11/14/18	\$ 193,776	\$ -	-
Santa Ana Unified	Orange	Valley High	57/66670-00-056	11/14/18	\$ 2,414,147	\$ -	-
Western Placer Unified	Placer	Lincoln High	57/66951-00-004	11/14/18	\$ 5,731,319	\$ -	-
San Rafael City High	Marin	San Rafael High	57/65466-00-005	11/16/18	\$ 1,721,260	\$ -	-
Chino Valley Unified	San Bernardino	Oak Ridge Elementary	57/67678-00-024	11/16/18	\$ 3,248,313	\$ -	-
Chino Valley Unified	San Bernardino	Gerald F Litel Elementary	57/67678-00-025	11/16/18	\$ 2,769,885	\$ -	-
Chino Valley Unified	San Bernardino	Howard Cattle Elementary	57/67678-00-026	11/16/18	\$ 3,393,365	\$ -	-
Carpinteria Unified	Santa Barbara	Carpinteria Junior High	57/69146-00-007	11/16/18	\$ 728,598	\$ -	-
Cutler-Orosi Joint Unified	Tulare	Cutler Elementary	57/71860-00-013	11/19/18	\$ 2,648,382	\$ -	-
Twin Rivers Unified	Sacramento	Creative Connections Arts Academy	57/76505-00-067	11/19/18	\$ 214,532	\$ -	-
Long Beach Unified	Los Angeles	Cleveland Elementary	57/64725-00-035	11/20/18	\$ 1,198,670	\$ -	-
Long Beach Unified	Los Angeles	Longfellow Elementary	57/64725-00-036	11/20/18	\$ 1,748,164	\$ -	-
Carpinteria Unified	Santa Barbara	Aliso Elementary	57/69146-00-008	11/20/18	\$ 491,094	\$ -	-
Ramona City Unified	San Diego	James Dukes Elementary	57/68304-00-005	11/26/18	\$ 347,419	\$ 231,613	-
Ramona City Unified	San Diego	Barnett Elementary	57/68304-00-006	11/26/18	\$ 347,419	\$ 231,613	-
Ramona City Unified	San Diego	Olive Peirce Middle	57/68304-00-007	11/26/18	\$ 653,129	\$ 435,420	-
Ramona City Unified	San Diego	Mt Woodson Elementary	57/68304-00-008	11/26/18	\$ 387,631	\$ 258,420	-
Lucia Mar Unified	San Luis Obispo	Arroyo Grande High	57/68759-00-013	11/27/18	\$ 1,978,891	\$ -	-
West Contra Costa Unified	Contra Costa	Helms Middle	57/61796-00-052	11/28/18	\$ 4,133,414	\$ -	-
William S. Hart Union High	Los Angeles	William S Hart High	57/65136-00-012	11/29/18	\$ 6,141,672	\$ -	-
Carpinteria Unified	Santa Barbara	Canalino Elementary	57/69146-00-009	11/29/18	\$ 3,842,590	\$ -	-
Ocean View	Ventura	Ocean View Junior High	57/72512-00-005	11/29/18	\$ 1,787,081	\$ -	-
Charter Oak Unified	Los Angeles	Willow Elementary	57/64378-00-012	11/30/18	\$ 903,779	\$ -	-
San Juan Unified	Sacramento	Ottomon Way Elementary	57/67447-00-066	12/03/18	\$ 1,837,923	\$ -	-
San Juan Unified	Sacramento	Carriage Drive Elementary	57/67447-00-067	12/03/18	\$ 2,938,487	\$ -	-
San Juan Unified	Sacramento	Twin Lakes Elementary	57/67447-00-068	12/03/18	\$ 2,502,662	\$ -	-
Big Springs Union Elementary	Siskiyou	Big Springs Elementary	57/70185-00-002	12/03/18	\$ 587,555	\$ 391,703	-

SFP APPLICATIONS
Modernization School Facilities Program
- Workload as of October 31, 2020 -

District	County	Site Name	Application Number	OPSC Date Received	Estimated State Grant (a)	Financial Hardship (b)	Notification Occurred**
Inglewood Unified	Los Angeles	Monroe (Albert F) Magnet Middle School	57/64634-00-003	12/04/18	\$ 2,832,675	\$ -	-
San Rafael City High	Marin	Terra Linda High	57/65466-00-006	12/04/18	\$ 2,142,720	\$ -	-
Kings Canyon Joint Unified	Fresno	Jefferson Elementary	57/62265-00-025	12/05/18	\$ 1,871,766	\$ -	-
Kings Canyon Joint Unified	Fresno	Dunlap Elementary	57/62265-00-026	12/05/18	\$ 1,162,498	\$ -	-
Lafayette Elementary	Contra Costa	Springhill Elementary	57/61713-00-008	12/06/18	\$ 504,351	\$ -	-
Chino Valley Unified	San Bernardino	Ruben S Ayala High	57/67678-00-027	12/06/18	\$ 2,428,639	\$ -	-
Los Angeles Unified	Los Angeles	Reseda High	57/64733-39-009	12/10/18	\$ 948,526	\$ -	-
Los Angeles Unified	Los Angeles	Wilshire Crest Elementary	57/64733-31-008	12/11/18	\$ 1,707,891	\$ -	-
Newport-Mesa Unified	Orange	Mariners Elementary	57/66597-00-043	12/12/18	\$ 853,087	\$ -	-
Alta Loma Elementary	San Bernardino	Floyd M Stork Elementary	57/67595-00-011	12/12/18	\$ 3,041,428	\$ -	-
Alta Loma Elementary	San Bernardino	Jasper Elementary	57/67595-00-012	12/12/18	\$ 2,899,744	\$ -	-
San Francisco Unified	San Francisco	Wells (Ida B) High	57/68478-63-005	12/13/18	\$ 1,522,603	\$ -	-
Konocti Unified	Lake	Konocti Education Center	57/64022-00-014	12/17/18	\$ 666,518	\$ -	-
Los Angeles Unified	Los Angeles	Lassen Elementary	57/64733-00-703	12/17/18	\$ 906,125	\$ -	-
Monterey Peninsula Unified	Monterey	Seaside High	57/66092-00-028	12/17/18	\$ 420,057	\$ -	-
East Side Union High	Santa Clara	James Lick High	57/69427-00-036	12/17/18	\$ 204,961	\$ -	-
Santa Monica-Malibu Unified	Los Angeles	Franklin Elementary	57/64980-00-016	12/18/18	\$ 604,818	\$ -	-
Campbell Union High	Santa Clara	Westmont High	57/69401-00-023	12/18/18	\$ 441,170	\$ -	-
Santa Monica-Malibu Unified	Los Angeles	Webster Elementary	57/64980-00-017	12/19/18	\$ 146,832	\$ -	-
Santa Monica-Malibu Unified	Los Angeles	Roosevelt Elementary	57/64980-00-018	12/19/18	\$ 733,608	\$ -	-
Santa Monica-Malibu Unified	Los Angeles	McKinley Elementary	57/64980-00-019	12/19/18	\$ 359,546	\$ -	-
Tahoe-Truckee Unified	Placer	Tahoe Lake Elementary	57/66944-00-018	12/19/18	\$ 742,372	\$ -	-
Solvang Elementary	Santa Barbara	Solvang Elementary	57/69336-00-003	12/20/18	\$ 686,194	\$ -	-
Ontario-Montclair	San Bernardino	Euclid Elementary	57/67819-00-031	12/21/18	\$ 306,982	\$ -	-
Ontario-Montclair	San Bernardino	Lehigh Elementary	57/67819-00-032	12/21/18	\$ 1,222,986	\$ -	-
Ontario-Montclair	San Bernardino	Central Language Academy	57/67819-00-033	12/21/18	\$ 2,554,618	\$ -	-
Santa Barbara Unified	Santa Barbara	McKinley Elementary	57/76786-00-010	12/21/18	\$ 2,115,033	\$ -	-
Santa Barbara Unified	Santa Barbara	San Marcos Senior High	57/76786-00-011	12/21/18	\$ 1,017,157	\$ -	-
Banning Unified	Riverside	Banning High	57/66985-00-006	12/24/18	\$ 7,016,067	\$ 4,677,378	-
Liberty Union High	Contra Costa	Liberty High	57/61721-00-003	12/26/18	\$ 2,120,240	\$ -	-
Los Angeles Unified	Los Angeles	Kenter Canyon Elementary	57/64733-47-011	12/26/18	\$ 2,840,465	\$ -	-
Ontario-Montclair	San Bernardino	Vina Danks Middle	57/67819-00-034	12/26/18	\$ 296,984	\$ -	-
Knights Ferry Elementary	Stanislaus	Knights Ferry Elementary	57/71142-00-001	12/26/18	\$ 103,460	\$ 68,973	-
Orange Unified	Orange	El Modena High	57/66621-00-055	01/02/19	\$ 10,356,704	\$ -	-
Orange Unified	Orange	Fletcher Elementary	57/66621-00-056	01/02/19	\$ 444,804	\$ -	-
Santa Barbara Unified	Santa Barbara	Harding University Partnership	57/76786-00-012	01/02/19	\$ 212,713	\$ -	-
Humboldt County Office of Education	Humboldt	Glen Paul	57/10124-00-001	01/03/19	\$ 138,966	\$ 92,644	-
San Ramon Valley Unified	Contra Costa	John Baldwin Elementary	57/61804-00-040	01/07/19	\$ 136,084	\$ -	-
Alameda Unified	Alameda	Franklin Elementary	57/61119-00-021	01/09/19	\$ 890,102	\$ -	-
Los Angeles Unified	Los Angeles	Pio Pico Middle	57/64733-00-704	01/09/19	\$ 2,295,835	\$ -	-
Los Angeles Unified	Los Angeles	President Avenue Elementary	57/64733-29-016	01/09/19	\$ 1,297,297	\$ -	-
Alta Loma Elementary	San Bernardino	Alta Loma Junior High	57/67595-00-013	01/09/19	\$ 4,606,096	\$ -	-
Ocean View	Ventura	Mar Vista Elementary	57/72512-00-006	01/10/19	\$ 373,353	\$ -	-
Berkeley Unified	Alameda	Longfellow Arts and Technology Middle	57/61143-00-022	01/11/19	\$ 985,988	\$ -	-
Fremont Unified	Alameda	Irvington High	57/61176-00-038	01/11/19	\$ 1,839,676	\$ -	-
Fremont Unified	Alameda	Washington High	57/61176-00-039	01/11/19	\$ 351,297	\$ -	-
Fremont Unified	Alameda	Oliveira Elementary	57/61176-00-040	01/11/19	\$ 517,558	\$ -	-
Fremont Unified	Alameda	Patterson Elementary	57/61176-00-041	01/11/19	\$ 562,478	\$ -	-
Fremont Unified	Alameda	Parkmont Elementary	57/61176-00-042	01/11/19	\$ 730,776	\$ -	-
Santa Ana Unified	Orange	Century High	57/66670-00-057	01/11/19	\$ 12,511,940	\$ -	-
Santa Ana Unified	Orange	Santa Ana High	57/66670-00-058	01/11/19	\$ 14,050,434	\$ -	-
East Side Union High	Santa Clara	Mt Pleasant High	57/69427-00-037	01/11/19	\$ 677,533	\$ -	-
Dixon Unified	Solano	Dixon High	57/70532-00-005	01/11/19	\$ 3,378,143	\$ -	-
Ceres Unified	Stanislaus	Carroll Fowler Elementary	57/71043-00-015	01/11/19	\$ 2,643,935	\$ -	-
Los Angeles Unified	Los Angeles	Menlo Avenue Elementary	57/64733-00-705	01/14/19	\$ 4,440,414	\$ -	-
Los Angeles Unified	Los Angeles	Elizabeth Learning Center	57/64733-00-706	01/14/19	\$ 6,683,235	\$ -	-
Los Angeles Unified	Los Angeles	Twenty-Eighth Street Elementary	57/64733-00-707	01/14/19	\$ 10,035,126	\$ -	-
Los Angeles Unified	Los Angeles	Madison Elementary	57/64733-00-708	01/14/19	\$ 1,053,241	\$ -	-
Los Angeles Unified	Los Angeles	Revere (Paul) Junior Midsite	57/64733-21-034	01/14/19	\$ 1,219,332	\$ -	-
Lemoore Union High	Kings	Lemoore High	57/63982-00-004	01/15/19	\$ 1,004,112	\$ -	-
Duarte Unified	Los Angeles	Royal Oaks STEAM Academy (K-8)	57/64469-00-012	01/15/19	\$ 1,258,856	\$ -	-
South Whittier Elementary	Los Angeles	Lake Marie Elementary	57/65037-00-009	01/15/19	\$ 297,658	\$ -	-

SFP APPLICATIONS
Modernization School Facilities Program
- Workload as of October 31, 2020 -

District	County	Site Name	Application Number	OPSC Date Received	Estimated State Grant (a)	Financial Hardship (b)	Notification Occurred**
South Whittier Elementary	Los Angeles	Los Altos Elementary	57/65037-00-010	01/15/19	\$ 143,827	\$ -	
Galt Joint Union Elementary	Sacramento	River Oaks Elementary	57/67348-00-003	01/15/19	\$ 878,806	\$ -	
Wheatland Union High	Yuba	Wheatland Union High	57/72769-00-001	01/15/19	\$ 1,769,188	\$ -	
Capistrano Unified	Orange	Capistrano Valley High	57/66464-00-019	01/16/19	\$ 1,608,184	\$ -	
Lucia Mar Unified	San Luis Obispo	Grover Beach Elementary	57/68759-00-014	01/16/19	\$ 2,234,152	\$ -	
Lucia Mar Unified	San Luis Obispo	Harloe Elementary	57/68759-00-015	01/16/19	\$ 2,311,485	\$ -	
El Centro Elementary	Imperial	Harding Elementary	57/63123-00-015	01/18/19	\$ 1,700,340	\$ -	
South Pasadena Unified	Los Angeles	South Pasadena Senior High	57/65029-00-006	01/18/19	\$ 3,031,556	\$ -	
Chaffey Joint Union High	San Bernardino	Rancho Cucamonga High	57/67652-00-007	01/18/19	\$ 2,602,347	\$ -	
Hope Elementary	Tulare	Hope Elementary	57/71944-00-002	01/18/19	\$ 113,636	\$ 75,757	
Capistrano Unified	Orange	Dana Hills High	57/66464-00-020	01/22/19	\$ 1,832,693	\$ -	
Capistrano Unified	Orange	San Clemente High	57/66464-00-021	01/22/19	\$ 1,501,778	\$ -	
Capistrano Unified	Orange	Tesoro High	57/66464-00-022	01/22/19	\$ 1,938,922	\$ -	
Corona-Norco Unified	Riverside	John Adams Elementary	57/67033-00-018	01/22/19	\$ 1,565,633	\$ -	
Corona-Norco Unified	Riverside	Garretson Elementary	57/67033-00-019	01/22/19	\$ 1,169,780	\$ -	
Corona-Norco Unified	Riverside	Lincoln Fundamental Elementary	57/67033-00-020	01/22/19	\$ 1,169,780	\$ -	
Corona-Norco Unified	Riverside	Norco Elementary	57/67033-00-021	01/22/19	\$ 753,650	\$ -	
Temecula Valley Unified	Riverside	Rancho Vista High	57/75192-00-013	01/22/19	\$ 1,464,893	\$ -	
Temecula Valley Unified	Riverside	Susan H Nelson	57/75192-00-014	01/22/19	\$ 1,040,845	\$ -	
Pierce Joint Unified	Colusa	Arbuckle Elementary	57/61614-00-008	01/23/19	\$ 1,771,025	\$ -	
Pajaro Valley Unified	Santa Cruz	H A Hyde Elementary	57/69799-00-025	01/23/19	\$ 1,856,309	\$ -	
Ventura County Office of Education	Ventura	Dean Triggs School	57/10561-00-007	01/24/19	\$ 17,762	\$ 11,842	
Fremont Unified	Alameda	Steven Millard Elementary	57/61176-00-043	01/24/19	\$ 582,885	\$ -	
Fremont Unified	Alameda	Mission San Jose Elementary	57/61176-00-044	01/24/19	\$ 1,448,830	\$ -	
Duarte Unified	Los Angeles	Beardslee Dual Language Immersion Academy (PK-8)	57/64469-00-013	01/24/19	\$ 1,899,981	\$ -	
Anaheim Elementary	Orange	Roosevelt (Theodore) Elementary	57/66423-00-033	01/24/19	\$ 6,206,326	\$ -	
Chino Valley Unified	San Bernardino	Rolling Ridge Elementary	57/67678-00-028	01/24/19	\$ 3,126,978	\$ -	
Chino Valley Unified	San Bernardino	Country Springs Elementary	57/67678-00-029	01/24/19	\$ 3,261,560	\$ -	
Del Norte County Unified	Del Norte	Crescent Elk Middle	57/61820-00-008	01/25/19	\$ 1,243,880	\$ -	
Lemoore Union High	Kings	Lemoore High	57/63982-00-005	01/25/19	\$ 1,410,412	\$ -	
Madera Unified	Madera	Madera South High	57/65243-00-007	01/25/19	\$ 4,674,702	\$ -	
Kentfield Elementary	Marin	Anthony G Bacich Elementary	57/65334-00-004	01/25/19	\$ 1,263,559	\$ -	
Huntington Beach City Elementary	Orange	Ethel Dwyer Middle	57/66530-00-020	01/25/19	\$ 2,955,708	\$ -	
San Diego Unified	San Diego	Boone Elementary	57/68338-00-232	01/25/19	\$ 9,903	\$ -	
San Diego Unified	San Diego	Hickman Elementary	57/68338-00-233	01/25/19	\$ 1,434,996	\$ -	
San Diego Unified	San Diego	Penn Elementary	57/68338-00-234	01/25/19	\$ 1,578,960	\$ -	
San Diego Unified	San Diego	Spreckels Elementary	57/68338-00-235	01/25/19	\$ 821,988	\$ -	
San Diego Unified	San Diego	De Portola Middle	57/68338-00-236	01/25/19	\$ 3,561,465	\$ -	
San Diego Unified	San Diego	Bethune K-8	57/68338-00-237	01/25/19	\$ 3,189,468	\$ -	
San Diego Unified	San Diego	La Jolla High	57/68338-00-238	01/25/19	\$ 4,024,308	\$ -	
San Diego Unified	San Diego	Riley	57/68338-00-239	01/25/19	\$ 1,999,658	\$ -	
San Diego Unified	San Diego	Emerson Bandini Elementary	57/68338-00-240	01/25/19	\$ 4,168,015	\$ -	
San Diego Unified	San Diego	Zamorano Elementary	57/68338-00-241	01/25/19	\$ 1,843,377	\$ -	
San Diego Unified	San Diego	Sandburg Elementary	57/68338-00-242	01/25/19	\$ 1,750,788	\$ -	
San Diego Unified	San Diego	Serra High	57/68338-00-243	01/25/19	\$ 3,050,850	\$ -	
San Diego Unified	San Diego	Mira Mesa High	57/68338-00-244	01/25/19	\$ 7,499,848	\$ -	
San Diego Unified	San Diego	Standley Middle	57/68338-00-245	01/25/19	\$ 1,655,344	\$ -	
San Diego Unified	San Diego	Pacific View (Lee) Elementary	57/68338-00-246	01/25/19	\$ 1,068,120	\$ -	
San Diego Unified	San Diego	Mira Mesa High	57/68338-00-247	01/25/19	\$ 1,864,990	\$ -	
San Diego Unified	San Diego	Morse High	57/68338-00-248	01/25/19	\$ 726,703	\$ -	
San Diego Unified	San Diego	Miramar Ranch Elementary	57/68338-00-249	01/25/19	\$ 766,260	\$ -	
San Diego Unified	San Diego	Franklin Elementary	57/68338-00-250	01/25/19	\$ 1,202,796	\$ -	
San Diego Unified	San Diego	Vista Grande Elementary	57/68338-00-251	01/25/19	\$ 520,128	\$ -	
San Diego Unified	San Diego	De Portola Middle	57/68338-00-252	01/25/19	\$ 3,561,465	\$ -	
San Diego Unified	San Diego	Doyle Elementary	57/68338-00-253	01/25/19	\$ 445,824	\$ -	
San Diego Unified	San Diego	University City High	57/68338-00-254	01/25/19	\$ 2,778,192	\$ -	
San Diego Unified	San Diego	Iftin Charter	57/68338-00-255	01/25/19	\$ 2,674,944	\$ -	
Garden Grove Unified	Orange	Thomas Paine Elementary	57/66522-00-090	01/28/19	\$ 1,038,367	\$ -	
Sonora Elementary	Tuolumne	Sonora Elementary	57/72371-00-005	01/28/19	\$ 1,990,027	\$ -	
Duarte Unified	Los Angeles	Duarte High	57/64469-00-014	01/29/19	\$ 804,640	\$ -	
San Rafael City Elementary	Marin	Laurel Dell Elementary	57/65458-00-013	01/29/19	\$ 1,725,432	\$ -	
Fairfield-Suisun Unified	Solano	K I Jones Elementary	57/70540-00-022	01/29/19	\$ 3,272,209	\$ -	

SFP APPLICATIONS
Modernization School Facilities Program
- Workload as of October 31, 2020 -

District	County	Site Name	Application Number	OPSC Date Received	Estimated State Grant (a)	Financial Hardship (b)	Notification Occurred**
Waukena Joint Union Elementary	Tulare	Waukena Joint Union Elementary	57/72264-00-001	01/29/19	\$ 170,358	\$ 113,572	
Rescue Union Elementary	El Dorado	Rescue Elementary	57/61978-00-007	01/30/19	\$ 1,130,547	\$ -	
Los Angeles Unified	Los Angeles	Ninety-Third Street Elementary	57/64733-00-709	01/30/19	\$ 3,491,576	\$ -	
Fremont Unified	Alameda	Harvey Green Elementary	57/61176-00-045	01/31/19	\$ 620,916	\$ -	
Fremont Unified	Alameda	Forest Park Elementary	57/61176-00-046	01/31/19	\$ 641,798	\$ -	
Fremont Unified	Alameda	J Haley Durham Elementary	57/61176-00-047	01/31/19	\$ 638,231	\$ -	
Fremont Unified	Alameda	Joshua Chadbourne Elementary	57/61176-00-048	01/31/19	\$ 829,945	\$ -	
Wasco Union High	Kern	Wasco High	57/63859-00-001	01/31/19	\$ 1,200,674	\$ -	
Brittan Elementary	Sutter	Brittan Elementary	57/71357-00-003	01/31/19	\$ 1,386,987	\$ 924,658	
Fremont Unified	Alameda	Warwick Elementary	57/61176-00-049	02/01/19	\$ 836,828	\$ -	
West Contra Costa Unified	Contra Costa	Crespi Junior High	57/61796-00-053	02/01/19	\$ 3,482,164	\$ -	
Edison Elementary	Kern	Orangewood Elementary	57/63438-00-003	02/01/19	\$ 412,895	\$ 275,263	
Edison Elementary	Kern	Edison Middle	57/63438-00-004	02/01/19	\$ 69,429	\$ 46,286	
Newport-Mesa Unified	Orange	College Park Elementary	57/66597-00-044	02/01/19	\$ 2,214,508	\$ -	
Newport-Mesa Unified	Orange	Pomona Elementary	57/66597-00-045	02/01/19	\$ 1,189,179	\$ -	
Santa Ana Unified	Orange	Martin Luther King Jr Elementary	57/66670-00-059	02/01/19	\$ 4,421,914	\$ -	
San Diego Unified	San Diego	Foster Elementary	57/68338-00-256	02/01/19	\$ 334,368	\$ -	
San Diego Unified	San Diego	Chesterton Elementary	57/68338-00-257	02/01/19	\$ 292,572	\$ -	
San Diego Unified	San Diego	Garfield Elementary	57/68338-00-258	02/01/19	\$ 2,509,653	\$ -	
San Diego Unified	San Diego	Bethune K-8	57/68338-00-259	02/01/19	\$ 3,189,468	\$ -	
San Diego Unified	San Diego	Millennial Tech Middle	57/68338-00-260	02/01/19	\$ 2,544,969	\$ -	
San Diego Unified	San Diego	Mira Mesa High	57/68338-00-261	02/01/19	\$ 1,864,990	\$ -	
San Diego Unified	San Diego	Oak Park Elementary	57/68338-00-262	02/01/19	\$ 154,698	\$ -	
San Diego Unified	San Diego	Perry Elementary	57/68338-00-263	02/01/19	\$ 250,776	\$ -	
San Diego Unified	San Diego	Millennial Tech Middle	57/68338-00-264	02/01/19	\$ 2,544,969	\$ -	
San Diego Unified	San Diego	Holmes Elementary	57/68338-00-265	02/01/19	\$ 1,086,696	\$ -	
Livermore Valley Joint Unified	Alameda	Emma C Smith Elementary	57/61200-00-021	02/04/19	\$ 806,840	\$ -	
Livermore Valley Joint Unified	Alameda	Sunset Elementary	57/61200-00-022	02/04/19	\$ 954,394	\$ -	
Livermore Valley Joint Unified	Alameda	Livermore High	57/61200-00-023	02/04/19	\$ 6,138,167	\$ -	
Livermore Valley Joint Unified	Alameda	Granada High	57/61200-00-024	02/04/19	\$ 14,488,238	\$ -	
Livermore Valley Joint Unified	Alameda	Junction K-8	57/61200-00-025	02/04/19	\$ 1,042,102	\$ -	
Livermore Valley Joint Unified	Alameda	Rancho Las Positas Elementary	57/61200-00-026	02/04/19	\$ 731,931	\$ -	
Livermore Valley Joint Unified	Alameda	Jackson Avenue Elementary	57/61200-00-027	02/04/19	\$ 425,578	\$ -	
Livermore Valley Joint Unified	Alameda	Leo R Croce Elementary	57/61200-00-028	02/04/19	\$ 1,635,895	\$ -	
Livermore Valley Joint Unified	Alameda	Arroyo Seco Elementary	57/61200-00-029	02/04/19	\$ 1,029,485	\$ -	
Los Angeles Unified	Los Angeles	Alain Leroy Locke College Preparatory Academy	57/64733-00-710	02/04/19	\$ 3,102,815	\$ -	
Los Angeles Unified	Los Angeles	Serrania Avenue Elementary	57/64733-00-711	02/04/19	\$ 567,652	\$ -	
Los Angeles Unified	Los Angeles	Thirty-Second Street USC Performing Arts	57/64733-00-712	02/04/19	\$ 3,722,787	\$ -	
Los Angeles Unified	Los Angeles	Belvedere Middle	57/64733-09-011	02/04/19	\$ 530,839	\$ -	
Los Angeles Unified	Los Angeles	Palisades Charter Elementary	57/64733-47-012	02/04/19	\$ 696,398	\$ -	
San Bernardino City Unified	San Bernardino	Sierra High	57/67876-00-109	02/04/19	\$ 2,676,097	\$ -	
Fremont Unified	Alameda	Tom Maloney Elementary	57/61176-00-050	02/05/19	\$ 619,428	\$ -	
Fremont Unified	Alameda	Cabrillo Elementary	57/61176-00-051	02/05/19	\$ 590,224	\$ -	
Los Angeles Unified	Los Angeles	Chatsworth Charter High	57/64733-00-713	02/05/19	\$ 7,480,405	\$ -	
William S. Hart Union High	Los Angeles	William S Hart High	57/65136-00-013	02/05/19	\$ 4,608,312	\$ -	
San Diego Unified	San Diego	Tierrasanta Elementary	57/68338-00-266	02/05/19	\$ 928,800	\$ -	
Lucia Mar Unified	San Luis Obispo	Nipomo Elementary	57/68759-00-016	02/05/19	\$ 1,371,741	\$ -	
Garden Grove Unified	Orange	Bryant Elementary	57/66522-00-091	02/06/19	\$ 513,322	\$ -	
Garden Grove Unified	Orange	Woodbury Elementary	57/66522-00-092	02/06/19	\$ 645,227	\$ -	
San Juan Unified	Sacramento	Del Paso Manor Elementary	57/67447-00-069	02/06/19	\$ 3,154,346	\$ -	
Morgan Hill Unified	Santa Clara	Lewis H Britton Middle	57/69583-00-014	02/06/19	\$ 5,996,563	\$ -	
Alameda Unified	Alameda	Lincoln Middle	57/61119-00-022	02/08/19	\$ 338,327	\$ -	
Fountain Valley Elementary	Orange	Plavan (Urban H) Elementary	57/66498-00-013	02/08/19	\$ 1,080,941	\$ -	
Temecula Valley Unified	Riverside	Vail Elementary	57/75192-00-015	02/08/19	\$ 2,704,612	\$ -	
Berkeley Unified	Alameda	Washington Elementary	57/61143-00-023	02/11/19	\$ 1,601,011	\$ -	
Bakersfield City	Kern	Voorhies Elementary	57/63321-00-017	02/11/19	\$ 4,528,560	\$ -	
Los Angeles Unified	Los Angeles	Northridge Middle	57/64733-00-714	02/11/19	\$ 3,303,498	\$ -	
Los Angeles Unified	Los Angeles	Sylmar High	57/64733-00-715	02/11/19	\$ 4,850,619	\$ -	
Los Angeles Unified	Los Angeles	Carpenter Community Charter	57/64733-00-716	02/11/19	\$ 539,095	\$ -	
Los Angeles Unified	Los Angeles	John Muir Middle	57/64733-14-004	02/11/19	\$ 2,652,764	\$ -	
Corning Union High	Tehama	Corning High	57/71506-00-002	02/11/19	\$ 1,533,448	\$ -	
Davis Joint Unified	Yolo	North Davis Elementary	57/72678-00-016	02/11/19	\$ 669,113	\$ -	

SFP APPLICATIONS
Modernization School Facilities Program
- Workload as of October 31, 2020 -

District	County	Site Name	Application Number	OPSC Date Received	Estimated State Grant (a)	Financial Hardship (b)	Notification Occurred**
Davis Joint Unified	Yolo	Valley Oak Elementary	57/72678-00-017	02/11/19	\$ 951,148	\$ -	
Del Norte County Unified	Del Norte	Pine Grove Elementary	57/61820-00-009	02/12/19	\$ 156,735	\$ 104,490	
Del Norte County Unified	Del Norte	Bess Maxwell Elementary	57/61820-00-010	02/12/19	\$ 193,436	\$ 128,957	
Del Norte County Unified	Del Norte	Mary Peacock Elementary	57/61820-00-011	02/12/19	\$ 248,274	\$ 165,516	
Monterey Peninsula Unified	Monterey	Los Arboles Middle	57/66092-00-029	02/12/19	\$ 1,104,890	\$ -	
Etiwanda Elementary	San Bernardino	Caryn Elementary	57/67702-00-002	02/12/19	\$ 2,595,452	\$ -	
Fremont Unified	Alameda	Niles Elementary	57/61176-00-052	02/13/19	\$ 525,412	\$ -	
Red Bluff Joint Union High	Tehama	Red Bluff High	57/71639-00-003	02/13/19	\$ 8,160,549	\$ -	
Fresno Unified	Fresno	Irwin O Addicott Elementary	57/62166-00-142	02/14/19	\$ 889,302	\$ -	
Fresno Unified	Fresno	Fresno High	57/62166-00-143	02/14/19	\$ 417,237	\$ -	
Monterey Peninsula Unified	Monterey	Central Coast High	57/66092-00-030	02/14/19	\$ 157,663	\$ -	
Monterey Peninsula Unified	Monterey	Stilwell (Joseph W) Elementary	57/66092-00-031	02/14/19	\$ 828,437	\$ -	
Redwood City Elementary	San Mateo	North Star Academy	57/69005-00-006	02/14/19	\$ 694,190	\$ -	
East Side Union High	Santa Clara	Foothill High	57/69427-00-038	02/14/19	\$ 1,048,606	\$ -	
Brawley Elementary	Imperial	Barbara Worth Junior High	57/63073-00-004	02/15/19	\$ 591,616	\$ 394,410	
Brawley Elementary	Imperial	Miguel Hidalgo Elementary	57/63073-00-005	02/15/19	\$ 259,394	\$ 172,929	
Brawley Elementary	Imperial	Phil D Swing Elementary	57/63073-00-006	02/15/19	\$ 107,415	\$ 71,610	
Brawley Elementary	Imperial	Myron D Witter Elementary	57/63073-00-007	02/15/19	\$ 323,175	\$ 215,450	
Brawley Elementary	Imperial	J W Oakley Elementary	57/63073-00-008	02/15/19	\$ 738,805	\$ 492,537	
Napa Valley Unified	Napa	El Centro Elementary	57/66266-00-032	02/15/19	\$ 621,034	\$ -	
San Bernardino City Unified	San Bernardino	North Park Elementary	57/67876-00-110	02/15/19	\$ 1,263,683	\$ -	
Davis Joint Unified	Yolo	Oliver Wendell Holmes Junior High	57/72678-00-018	02/15/19	\$ 1,513,033	\$ -	
Temecula Valley Unified	Riverside	James L Day Middle	57/75192-00-016	02/15/19	\$ 3,086,295	\$ -	
Del Norte County Unified	Del Norte	Mountain Elementary	57/61820-00-012	02/19/19	\$ 81,194	\$ 54,130	
Del Norte County Unified	Del Norte	Redwood Elementary	57/61820-00-013	02/19/19	\$ 132,303	\$ 88,202	
Del Norte County Unified	Del Norte	Smith River Elementary	57/61820-00-014	02/19/19	\$ 105,975	\$ 70,650	
Centinela Valley Union High	Los Angeles	Hawthorne High	57/64352-00-008	02/19/19	\$ 900,114	\$ -	
Downey Unified	Los Angeles	Rio San Gabriel Elementary	57/64451-00-032	02/19/19	\$ 2,440,923	\$ -	
Los Angeles Unified	Los Angeles	Corona Avenue Elementary	57/64733-00-717	02/19/19	\$ 8,172,218	\$ -	
Los Angeles Unified	Los Angeles	Manchester Avenue Elementary	57/64733-00-718	02/19/19	\$ 853,629	\$ -	
Moreno Valley Unified	Riverside	Landmark Middle	57/67124-00-011	02/19/19	\$ 6,394,314	\$ -	
Atascadero Unified	San Luis Obispo	Creston Elementary	57/68700-00-009	02/19/19	\$ 609,289	\$ -	
Dublin Unified	Alameda	Frederiksen Elementary	57/75093-00-016	02/19/19	\$ 532,488	\$ -	
West Park Elementary	Fresno	West Park Elementary	57/62539-00-001	02/20/19	\$ 2,451,741	\$ -	
Wasco Union High	Kern	Westside High (Continuation)	57/63859-00-002	02/20/19	\$ 4,563,812	\$ -	
Fountain Valley Elementary	Orange	Cox (James H) Elementary	57/66498-00-014	02/20/19	\$ 410,145	\$ -	
Fountain Valley Elementary	Orange	Oka (Isojiro) Elementary	57/66498-00-015	02/20/19	\$ 684,338	\$ -	
Ocean View	Orange	College View Elementary	57/66613-00-024	02/20/19	\$ 137,761	\$ -	
South San Francisco Unified	San Mateo	Alta Loma Middle	57/69070-00-022	02/20/19	\$ 480,530	\$ -	
Montecito Union Elementary	Santa Barbara	Montecito Union	57/69252-00-001	02/20/19	\$ 3,465,601	\$ 2,310,401	
Rosemead Elementary	Los Angeles	Emma W Shuey Elementary	57/64931-00-013	02/21/19	\$ 2,236,172	\$ -	
Rosemead Elementary	Los Angeles	Encinita Elementary	57/64931-00-014	02/21/19	\$ 2,744,406	\$ -	
San Rafael City Elementary	Marin	James B Davidson Middle	57/65458-00-014	02/21/19	\$ 2,375,446	\$ -	
Castro Valley Unified	Alameda	Castro Valley High	57/61150-00-027	02/22/19	\$ 4,392,880	\$ -	
Los Angeles Unified	Los Angeles	Christopher Columbus Middle	57/64733-00-719	02/22/19	\$ 5,588,324	\$ -	
Los Angeles Unified	Los Angeles	Phineas Banning Senior High	57/64733-00-720	02/22/19	\$ 5,499,604	\$ -	
Westminster Elementary	Orange	DeMille Elementary	57/66746-00-019	02/22/19	\$ 1,006,950	\$ -	
San Diego Unified	San Diego	Pacific Beach Middle	57/68338-00-267	02/22/19	\$ 3,742,898	\$ -	
San Diego Unified	San Diego	Longfellow K-8	57/68338-00-268	02/22/19	\$ 3,593,476	\$ -	
Los Angeles Unified	Los Angeles	San Pedro Senior High	57/64733-20-021	02/25/19	\$ 1,985,912	\$ -	
Los Angeles Unified	Los Angeles	University High	57/64733-21-035	02/25/19	\$ 14,715,719	\$ -	
Garden Grove Unified	Orange	Brookhurst Elementary	57/66522-00-093	02/25/19	\$ 856,739	\$ -	
Roseville Joint Union High	Placer	Roseville High	57/66928-00-005	02/25/19	\$ 9,190,283	\$ -	
Barstow Unified	San Bernardino	Montara Elementary	57/67611-00-005	02/25/19	\$ 492,636	\$ -	
San Rafael City Elementary	Marin	San Pedro Elementary	57/65458-00-015	02/26/19	\$ 1,342,919	\$ -	
Chula Vista Elementary	San Diego	Harborside Elementary	57/68023-00-018	02/26/19	\$ 1,727,012	\$ -	
Chula Vista Elementary	San Diego	Sunnyside Elementary	57/68023-00-019	02/26/19	\$ 1,603,654	\$ -	
Grossmont Union High	San Diego	Mount Miguel High	57/68130-00-034	02/26/19	\$ 171,453	\$ -	
San Ramon Valley Unified	Contra Costa	San Ramon Valley High	57/61804-00-042	02/27/19	\$ 1,466,180	\$ -	
Newport-Mesa Unified	Orange	Newport Heights Elementary	57/66597-00-046	02/27/19	\$ 1,357,631	\$ -	
Riverside Unified	Riverside	Highgrove Elementary	57/67215-00-036	02/27/19	\$ 2,343,802	\$ -	
Ceres Unified	Stanislaus	Caswell Elementary	57/71043-00-016	02/27/19	\$ 806,252	\$ -	

SFP APPLICATIONS
Modernization School Facilities Program
- Workload as of October 31, 2020 -

District	County	Site Name	Application Number	OPSC Date Received	Estimated State Grant (a)	Financial Hardship (b)	Notification Occurred**
Reef-Sunset Unified	Kings	Reef Sunset Middle	57/73932-00-010	02/27/19	\$ 1,683,520	\$ 1,122,347	
Castro Valley Unified	Alameda	Palomares Elementary	57/61150-00-028	02/28/19	\$ 219,553	\$ -	
San Ramon Valley Unified	Contra Costa	California High	57/61804-00-041	02/28/19	\$ 1,593,117	\$ -	
Sanger Unified	Fresno	Washington Academic Middle	57/62414-00-018	02/28/19	\$ 1,338,565	\$ -	
Los Angeles Unified	Los Angeles	Crenshaw Senior High	57/64733-00-721	02/28/19	\$ 13,126,327	\$ -	
Los Angeles Unified	Los Angeles	San Fernando Senior High	57/64733-73-006	02/28/19	\$ 1,028,847	\$ -	
Mountain View Elementary	Los Angeles	Baker Elementary	57/64816-00-001	02/28/19	\$ 6,818,888	\$ -	
Mountain View Elementary	Los Angeles	Willard F Payne Elementary	57/64816-00-002	02/28/19	\$ 2,822,355	\$ -	
Mountain View Elementary	Los Angeles	Parkview Elementary	57/64816-00-003	02/28/19	\$ 3,924,977	\$ -	
Mountain View Elementary	Los Angeles	Maxson Elementary	57/64816-00-004	02/28/19	\$ 4,447,828	\$ -	
Mountain View Elementary	Los Angeles	Alfred S Madrid Middle	57/64816-00-005	02/28/19	\$ 2,991,065	\$ -	
Mountain View Elementary	Los Angeles	Twin Lakes Elementary	57/64816-00-006	02/28/19	\$ 2,713,876	\$ -	
Mountain View Elementary	Los Angeles	La Primaria Elementary	57/64816-00-007	02/28/19	\$ 1,803,109	\$ -	
Mountain View Elementary	Los Angeles	Jerry Voorhis Elementary	57/64816-00-008	02/28/19	\$ 3,198,061	\$ -	
Red Bluff Joint Union High	Tehama	Red Bluff High	57/71639-00-004	02/28/19	\$ 8,377,107	\$ -	
Manhattan Beach Unified	Los Angeles	Mira Costa High	57/75333-00-007	02/28/19	\$ 2,548,471	\$ -	
Los Angeles Unified	Los Angeles	Venice Senior High	58/64733-00-005*	02/07/20	\$ 720,104	\$ -	
Beverly Hills Unified	Los Angeles	Beverly Hills High	58/64311-00-005*	08/07/20	\$ 18,131,952	\$ -	
Plumas Unified	Plumas	Quincy Elementary	58/66969-00-003	08/28/20	\$ 2,881,602	\$ -	
Sacramento City Unified	Sacramento	Yav Pem Suab Academy	58/67439-00-003	10/12/20	\$ 464,759	\$ -	
Capistrano Unified	Orange	Philip Reilly Elementary	58/66464-00-001	10/21/20	\$ 195,562	\$ -	
Fremont Union High	Santa Clara	Lynbrook High	58/69468-00-001	10/30/20	\$ 806,536	\$ -	

Summary of Modernization Funding	Total (in Dollars)
Estimated State Grant (Column F)	\$ 1,688,392,320
Financial Hardship (Column G)	\$ 36,474,827
Total of Estimated State Grant and Financial Hardship	\$ 1,724,867,148

Modernization Funding	Estimated State Grant	Financial Hardship
Funding Sub-totals	\$ 1,665,191,806	\$ 36,474,827
Facility Hardship - Non-Seismic	\$ 4,348,458	\$ -
Funding Total	\$ 1,706,015,092	\$ -
Facility Hardship - Seismic	\$ 18,852,056	\$ -

(a) Represents estimated 60% state share of project including excessive cost grants. Sesimic Mitigation Program projects represents the estimated 50% state share of project. Amounts shown have not been reviewed by OPSC for compliance with all School Facility Program requirements.

(b) Represents estimated financial hardship. Amounts shown have not been reviewed by OPSC for compliance with all School Facility Program requirements.

*Facility Hardship project requesting Seismic Mitigation Program funding.

**School districts have been notified that the Office of Public School Construction will begin processing the district's application in the near future.

*** Estimated State Grant is equal to the estimated State Share at the time the application was submitted.

SCHOOL FACILITY PROGRAM APPLICATIONS
Career Technical Education Facilities Program
- Workload as of October 31, 2020 -

Funding Cycle	Locale	CTE Score	Weighted Scores	Prior CTEFP Funding Y/N	District/ Joint Powers Authority	County	Site Name	Application Number	Received Date	REQUESTED STATE GRANT (a)	REQUESTED STATE LOAN (b)	TOTAL ESTIMATED STATE GRANT
6	Urban	116.50	85.00		FREMONT UNION HIGH	Santa Clara	HOMESTEAD HIGH	55/69468-00-001*	06/24/2020	\$ 1,148,679.00	\$ -	\$ 1,148,679.00
6	Rural	105.50			SELMA UNIFIED	Fresno	SELMA HIGH	55/62430-00-002*	04/10/2020	\$ 2,980,536.00	\$ -	\$ 2,980,536.00
6	Suburban	118.00	90.00		JURUPA UNIFIED	Riverside	JURUPA VALLEY HIGH	59/67090-00-006*	04/06/2020	\$ 62,830.00	\$ -	\$ 62,830.00
6	Urban	116.00	88.00		SAN DIEGO UNIFIED	San Diego	MORSE SENIOR HIGH	55/68338-00-005*	04/01/2020	\$ 3,000,000.00	\$ -	\$ 3,000,000.00
6	Rural	105.00	82.00		DEL NORTE COUNTY UNIFIED	Del Norte	DEL NORTE HIGH	59/61820-00-001*	02/20/2020	\$ 152,781.00	\$ -	\$ 152,781.00
6	Suburban	118.00	89.00		ELK GROVE UNIFIED	Sacramento	PLEASANT GROVE HIGH	55/67314-00-014*	04/03/2020	\$ 935,792.00	\$ -	\$ 935,792.00
6	Urban	116.00	86.00		LODI UNIFIED	San Joaquin	BEAR CREEK HIGH	55/68585-00-003*	03/31/2020	\$ 1,834,512.00	\$ -	\$ 1,834,512.00
6	Rural	105.00	80.00		MOUNTAIN VALLEY UNIFIED	Trinity	HAYFORK HIGH	55/75028-00-002*	03/18/2020	\$ 3,000,000.00	\$ -	\$ 3,000,000.00
6	Suburban	118.00	85.00		BENICIA UNIFIED	Solano	BENICIA HIGH	55/70524-00-003*	12/11/2019	\$ 2,783,347.00	\$ -	\$ 2,783,347.00
6	Urban	115.50	88.00		TUSTIN UNIFIED	Orange	LEGACY MAGNET ACADEMY	55/73643-00-004*	03/09/2020	\$ 3,000,000.00	\$ -	\$ 3,000,000.00
6	Rural	105.00	79.00		PALO VERDE UNIFIED	Riverside	PALO VERDE HIGH	55/67181-00-001*	04/06/2020	\$ 3,000,000.00	\$ -	\$ 3,000,000.00
6	Suburban	118.00	84.00		CENTER JOINT UNIFIED	Sacramento	CENTER HIGH	59/73973-00-004*	12/06/2019	\$ 280,817.00	\$ -	\$ 280,817.00
6	Urban	115.50	84.00		SAN DIEGO UNIFIED	San Diego	LA JOLLA SENIOR HIGH	59/68338-00-023*	04/01/2020	\$ 744,868.00	\$ -	\$ 744,868.00
6	Rural	105.00	77.00		SELMA UNIFIED	Fresno	SELMA HIGH	55/62430-00-003*	04/10/2020	\$ 3,000,000.00	\$ -	\$ 3,000,000.00
6	Suburban	117.00	91.00		CENTINELA VALLEY UNION HIGH	Los Angeles	HAWTHORNE HIGH	55/64352-00-009*	04/06/2020	\$ 1,393,286.00	\$ -	\$ 1,393,286.00
6	Urban	115.00			GLENDALE UNIFIED	Los Angeles	HOOVER (HERBERT) SENIOR HIGH	59/64568-00-003*	04/03/2020	\$ 303,570.00	\$ -	\$ 303,570.00
6	Suburban	117.00	87.00		WEST CONTRA COSTA UNIFIED	Contra Costa	PINOLE VALLEY HIGH	55/61796-04-003*	03/27/2020	\$ 1,206,614.00	\$ -	\$ 1,206,614.00
6	Urban	114.50			LOS ANGELES UNIFIED	Los Angeles	BOYLE HEIGHTS STEM HIGH	55/64733-00-030*	06/30/2020	\$ 2,068,338.00	\$ -	\$ 2,068,338.00
6	Suburban	116.50			CORONA-NORCO UNIFIED	Riverside	ROOSEVELT HIGH	55/67033-00-003*	04/01/2020	\$ 1,787,158.00	\$ -	\$ 1,787,158.00
6	Urban	113.50			LONG BEACH UNIFIED	Los Angeles	MILLIKAN SENIOR HIGH	55/64725-05-004*	06/02/2020	\$ -	\$ -	\$ -
6	Suburban	116.00			WEST CONTRA COSTA UNIFIED	Contra Costa	PINOLE VALLEY HIGH	55/61796-04-002*	03/27/2020	\$ 1,201,883.00	\$ -	\$ 1,201,883.00
6	Urban	113.00			VENTURA UNIFIED	Ventura	VENTURA HIGH	59/72652-00-001*	05/06/2020	\$ 1,243,874.00	\$ -	\$ 1,243,874.00
6	Suburban	115.00			ALHAMBRA UNIFIED	Los Angeles	MARK KEPPEL HIGH	55/75173-00-003*	03/16/2020	\$ 2,201,792.00	\$ -	\$ 2,201,792.00
6	Urban	111.50	92.00		VENTURA UNIFIED	Ventura	VENTURA HIGH	59/72652-00-002*	05/06/2020	\$ 762,547.00	\$ -	\$ 762,547.00
6	Suburban	114.50	91.00		SIMI VALLEY UNIFIED	Ventura	SANTA SUSANA HIGH	55/72603-00-003*	06/30/2020	\$ 3,000,000.00	\$ -	\$ 3,000,000.00
6	Urban	111.50	80.00		CAMPBELL UNION HIGH	Santa Clara	LEIGH HIGH	55/69401-00-013*	06/29/2020	\$ 2,397,889.00	\$ 2,397,889.00	\$ 4,795,778.00
6	Suburban	114.50**	86.00**	N**	COMPTON UNIFIED	Los Angeles	COMPTON HIGH	55/73437-00-004*	06/25/2020	\$ 3,000,000.00	\$ -	\$ 3,000,000.00
6	Urban	111.50	76.00		SANTA ANA UNIFIED	Orange	SEGERSTROM HIGH	55/66670-00-006*	03/31/2020	\$ 3,000,000.00	\$ -	\$ 3,000,000.00
6	Suburban	114.50**	86.00**	N**	CENTER JOINT UNIFIED	Sacramento	CENTER HIGH	55/73973-00-002*	03/18/2020	\$ 2,247,127.00	\$ -	\$ 2,247,127.00
6	Urban	111.00	82.00		SAN DIEGO UNIFIED	San Diego	LINCOLN HIGH SCHOOL	59/68338-00-028*	04/01/2020	\$ 636,004.00	\$ -	\$ 636,004.00
6	Suburban	114.00	82.00		SAN JUAN UNIFIED	Sacramento	DEL CAMPO HIGH	59/67447-00-004*	03/26/2020	\$ 908,534.00	\$ -	\$ 908,534.00
6	Urban	111.00	80.00		CAMPBELL UNION HIGH	Santa Clara	WESTMONT HIGH	55/69401-00-014*	06/29/2020	\$ 2,472,522.00	\$ 2,472,522.00	\$ 4,945,044.00
6	Suburban	114.00	79.00		CORONA-NORCO UNIFIED	Riverside	ELEANOR ROOSEVELT HIGH	55/67033-00-002*	04/01/2020	\$ 1,833,277.00	\$ -	\$ 1,833,277.00
6	Urban	110.50			SAN DIEGO UNIFIED	San Diego	LINCOLN HIGH SCHOOL	59/68338-00-030*	04/01/2020	\$ 619,549.00	\$ -	\$ 619,549.00
6	Suburban	113.50	87.00		SACRAMENTO CITY UNIFIED	Sacramento	ROSEMONT HIGH	55/67439-00-002*	06/29/2020	\$ 1,250,000.00	\$ -	\$ 1,250,000.00
6	Urban	109.50			VENTURA UNIFIED	Ventura	VENTURA HIGH	59/72652-00-003*	05/06/2020	\$ 777,650.00	\$ -	\$ 777,650.00
6	Suburban	113.50	86.00		WEST CONTRA COSTA UNIFIED	Contra Costa	PINOLE VALLEY HIGH	55/61796-04-001*	03/27/2020	\$ 2,003,776.00	\$ -	\$ 2,003,776.00
6	Urban	108.50			LOS ANGELES UNIFIED	Los Angeles	GRANT (ULYSSES S.) SENIOR HIGH	55/64733-00-029*	06/30/2020	\$ 2,842,443.00	\$ -	\$ 2,842,443.00
6	Suburban	113.00	77.00		CENTINELA VALLEY UNION HIGH	Los Angeles	HAWTHORNE HIGH	55/64352-00-007*	03/30/2020	\$ 1,881,729.00	\$ -	\$ 1,881,729.00
6	Urban	107.50	80.00		ANAHEIM UNION HIGH	Orange	MAGNOLIA HIGH	55/66431-05-001*	04/03/2020	\$ 1,316,065.00	\$ -	\$ 1,316,065.00
6	Suburban	112.00			LYNWOOD UNIFIED	Los Angeles	LYNWOOD HIGH	59/64774-00-003*	04/03/2020	\$ 675,000.00	\$ -	\$ 675,000.00
6	Urban	107.50	77.00		RIPON UNIFIED	San Joaquin	RIPON HIGH	55/68650-00-001*	03/31/2020	\$ 1,582,695.00	\$ -	\$ 1,582,695.00
6	Suburban	111.50	84.00		GROSSMONT UNION HIGH	San Diego	MT. MIGUEL HIGH	59/68130-00-005*	03/03/2020	\$ 1,399,749.00	\$ -	\$ 1,399,749.00
6	Urban	107.00	85.00		PLEASANTON UNIFIED	Alameda	FOOTHILL HIGH	55/75101-00-007*	06/26/2020	\$ 3,000,000.00	\$ -	\$ 3,000,000.00
6	Suburban	111.50	80.00		CAMPBELL UNION HIGH	Santa Clara	PROSPECT HIGH	55/69401-00-015*	06/29/2020	\$ 2,455,157.00	\$ 2,455,157.00	\$ 4,910,313.00
6	Urban	107.00	80.00		SAN DIEGO UNIFIED	San Diego	CRAWFORD SENIOR HIGH	59/68338-00-034*	04/01/2020	\$ 1,251,938.00	\$ -	\$ 1,251,938.00
6	Suburban	110.50	82.00		VAL VERDE UNIFIED	Riverside	RANCHO VERDE HIGH	59/75242-00-001*	06/30/2020	\$ 224,132.00	\$ -	\$ 224,132.00
6	Urban	106.00	91.00		VENTURA UNIFIED	Ventura	BUENA HIGH	59/72652-00-004*	05/06/2020	\$ 1,050,526.00	\$ -	\$ 1,050,526.00
6	Suburban	110.50	80.00		CENTER JOINT UNIFIED	Sacramento	CENTER HIGH	55/73973-00-004*	03/18/2020	\$ 1,856,948.00	\$ -	\$ 1,856,948.00
6	Urban	106.00	82.00		SAN DIEGO UNIFIED	San Diego	HOOVER SENIOR HIGH	59/68338-00-027*	04/01/2020	\$ 1,418,508.00	\$ -	\$ 1,418,508.00
6	Suburban	110.00	87.00		DUBLIN UNIFIED	Alameda	DUBLIN HIGH	55/75093-00-002*	06/30/2020	\$ 265,505.00	\$ -	\$ 265,505.00
6	Urban	105.00	79.00		LONG BEACH UNIFIED	Los Angeles	JORDAN HIGH	55/64725-00-009*	04/17/2020	\$ 3,000,000.00	\$ -	\$ 3,000,000.00
6	Suburban	110.00	80.00		COMPTON UNIFIED	Los Angeles	COMPTON HIGH	55/73437-00-005*	06/25/2020	\$ 2,384,231.00	\$ -	\$ 2,384,231.00
6	Urban	105.00	77.00		SAN DIEGO UNIFIED	San Diego	KEARNY SCT	59/68338-00-036*	04/01/2020	\$ 1,498,092.00	\$ -	\$ 1,498,092.00
6	Suburban	108.50	87.00		DOWNEY UNIFIED	Los Angeles	WARREN HIGH	55/64451-00-005*	03/24/2020	\$ 3,000,000.00	\$ -	\$ 3,000,000.00
6	Urban	105.00	73.00		SAN LUIS COASTAL UNIFIED	San Luis Obispo	SAN LUIS OBISPO HIGH	55/68809-00-002*	03/03/2020	\$ 3,000,000.00	\$ -	\$ 3,000,000.00
6	Suburban	108.50	86.00		SANTA CRUZ CITY HIGH	Santa Cruz	SOQUEL HIGH	59/69823-00-003*	04/01/2020	\$ 372,071.00	\$ -	\$ 372,071.00
6	Suburban	108.50	84.00		MORGAN HILL UNIFIED	Santa Clara	ANN SOBRATO HIGH	55/69583-00-004*	04/10/2020	\$ 3,000,000.00	\$ -	\$ 3,000,000.00
6	Suburban	108.50	80.00		ATASCADERO UNIFIED	San Luis Obispo	ATASCADERO HIGH	59/68700-00-003*	03/31/2020	\$ 919,970.00	\$ -	\$ 919,970.00
6	Suburban	108.00			DOWNEY UNIFIED	Los Angeles	WARREN HIGH	55/64451-00-004*	03/24/2020	\$ 3,000,000.00	\$ -	\$ 3,000,000.00
6	Suburban	107.50			LIBERTY UNION HIGH	Contra Costa	FREEDOM HIGH	55/61721-00-003*	04/03/2020	\$ 1,166,863.00	\$ -	\$ 1,166,863.00

<u>Funding Cycle</u>	<u>Locale</u>	<u>CTE Score</u>	<u>Weighted Scores</u>	<u>Prior CTEFP Funding Y/N</u>	<u>District/ Joint Powers Authority</u>	<u>County</u>	<u>Site Name</u>	<u>Application Number</u>	<u>Received Date</u>	<u>REQUESTED STATE GRANT (a)</u>	<u>REQUESTED STATE LOAN (b)</u>	<u>TOTAL ESTIMATED STATE GRANT</u>
6	Suburban	107.00			VISTA UNIFIED	San Diego	VISTA HIGH	55/68452-00-004*	06/22/2020	\$ 3,000,000.00	\$ -	\$ 3,000,000.00
6	Suburban	106.50			DUBLIN UNIFIED	Alameda	DUBLIN HIGH	55/75093-00-003*	06/30/2020	\$ 312,724.00	\$ -	\$ 312,724.00
6	Suburban	106.00			ABC UNIFIED	Los Angeles	ARTESIA HIGH	55/64212-00-001*	04/02/2020	\$ 2,673,655.00	\$ -	\$ 2,673,655.00
6	Suburban	105.50	81.00		MISSION VALLEY ROP	Alameda	MISSION VALLEY ROCP	59/74021-00-002*	02/11/2020	\$ 450,000.00	\$ -	\$ 450,000.00
6	Suburban	105.50	76.00		SANTA MARIA JOINT UNION HIGH	Santa Barbara	RIGHETTI (ERNEST) HIGH	55/69310-00-005*	06/29/2020	\$ 1,466,944.00	\$ -	\$ 1,466,944.00
6	Suburban	105.00	82.00		IMPERIAL VALLEY ROP	Imperial	IMPERIAL VALLEY ROP	59/74401-00-001*	03/19/2020	\$ 261,000.00	\$ -	\$ 261,000.00
6	Suburban	105.00	81.00		DOWNEY UNIFIED	Los Angeles	WARREN HIGH	55/64451-00-006*	03/24/2020	\$ 3,000,000.00	\$ -	\$ 3,000,000.00
6	Suburban	105.00	76.00		PATTERSON JOINT UNIFIED	Stanislaus	PATTERSON HIGH	55/71217-00-003*	06/16/2020	\$ 2,999,965.00	\$ -	\$ 2,999,965.00
6	Suburban	105.00	72.00		ATASCADERO UNIFIED	San Luis Obispo	ATASCADERO HIGH	55/68700-00-002*	04/01/2020	\$ 2,180,967.00	\$ -	\$ 2,180,967.00
6	Suburban	105.00	70.00		ATASCADERO UNIFIED	San Luis Obispo	ATASCADERO HIGH	55/68700-00-003*	04/01/2020	\$ 532,386.00	\$ -	\$ 532,386.00

<u>Summary of Requested CTEFP Funding</u>	<u>Total (in Dollars)</u>
Requested State Grant (a)	\$ 121,678,815.00
Requested State Loan (b)	\$ 7,325,568.00
Total of Estimated State Grant and State Loan	\$ 129,004,382.00

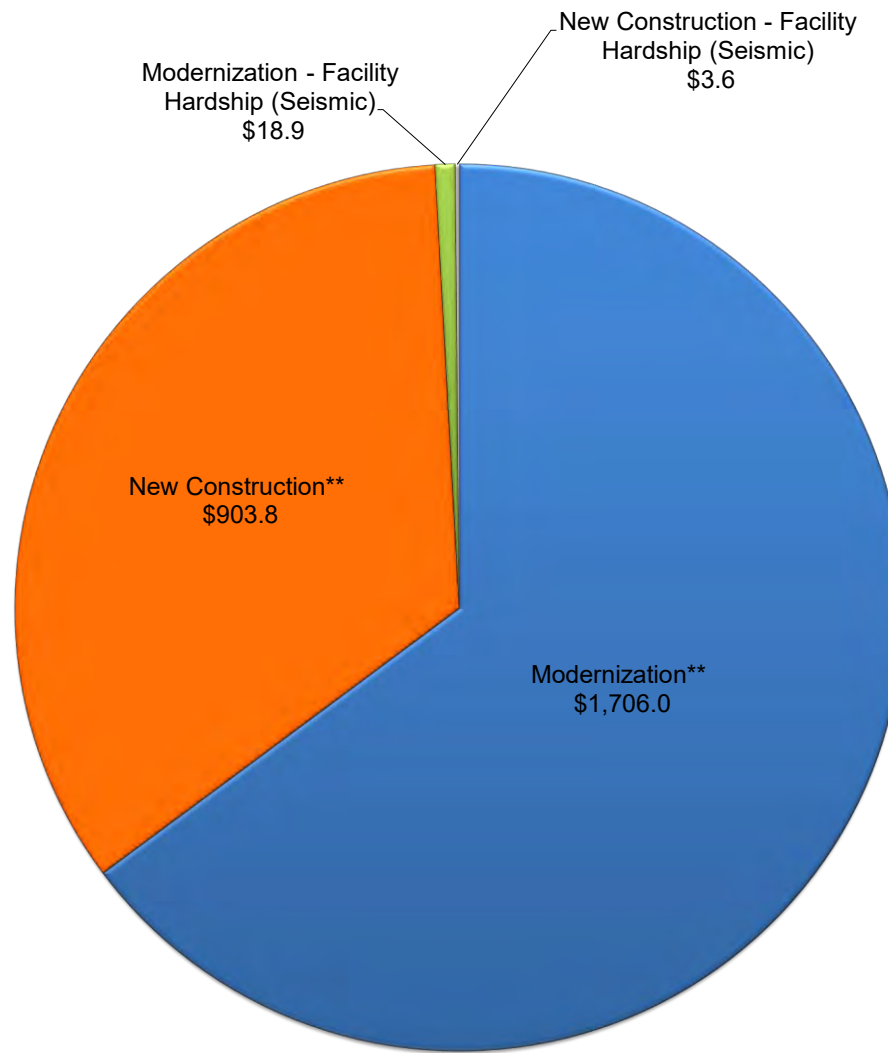
(a) Represents the requested state share of the project. Amounts shown have not been reviewed by OPSC for compliance with all Career Technical Education Facilities Program requirements.

(b) Represents the requested loan amount. Amounts shown have not been reviewed by OPSC for compliance with all Career Technical Education Facilities Program requirements.

*These applications exceed the available bond authority as of the date of this report. Placement on this list does not provide a future guarantee of funding.

**Final funding order for tied applications to be determined at a later date should bond authority become available.

School Facility Program Applications within Bond Authority*
- in millions of dollars, as of October 31, 2020-



*The projects on this report only represents completed applications that are awaiting Office of Public School Construction (OPSC) processing and scheduling to the State Allocation Board. It does not reflect the OPSC's complete workload or guarantee the project is within available bond authority.

** Includes Facility Hardship Non-Seismic applications.

This list includes future workload that is identified as:

- Pending reflects workload that has been processed by OPSC but awaiting further information/documentation from the district.
- Reviewing reflects currently being processed by OPSC.

School District Extension Requests

(as of November 30, 2020)

Total Number of Requests: **394**

Approved:	348
No Longer Needed:	36
Denied:	9
Pending:	1
	394

School District Size	
Large:	192
Medium:	109
Small:	93
	394

Approved Extensions	
Responses Received:	283
Responses Pending:	65
	348

Types of Pending Requests	
Eligibility & Funding Responses:	17
Expenditure Reports:	32
Fund Release:	1
Substantial Progress:	0
Audit Correspondence:	2
Accounts Receivables:	1
Full-Day Kindergarten:	12
	65

Denied Extension Requests	
Anaheim Union High School District	The District did not hire a cost estimator until after receiving the 15-day letter request from OPSC. A detailed cost estimate is part of a complete
Glenn County Office of Education	District applied for 6th round of CTE. The architect's cost estimate included lump sums. The 15-Day letter sent July 3rd requested it to be broken out. The extension request to November 2nd is well after the anticipated Sept. funding round.
Greenfield Union Elementary School District	Change of scope requested for a Full-Day Kindergarten project. 2-year extension was request. Request was denied because it was subject of appeal that OPSC cannot administratively approve.
Hollister Elementary School District	The request was not COVID-19 related. OPSC worked with District through regular time extension request process.
Island Union Elementary School District	Project apportioned October 2018 for Advanced Design. District had one year to obtain DSA approval of plans. At the time of the request, the District still had three months to obtain DSA approval.
Lagunita Elementary School District	11/2018 funded, request Substantial Progress extension. Denied because cause is local funding/priorities issue. District can already request SP under "other evidence" if needed.
Moreno Valley Unified School District	The District requested a time extension to decide how to respond to OPSC's 4-Day Letter for a CTE project. The District needed to determine how to address the need for an increase in the grant request after the application was scored by CDE. OPSC does not allow for cost increases beyond those already reviewed by CDE.
San Bernardino City Unified School District	District is only one year into project. Requested a 5th year to complete project (3 years in advance of deadline). Denied at this time; the request is premature.
Santa Ana Unified School District	Project was approved in May 2019. The District did not participate in the Priority Funding (PF) Process in Fall 2019 and incurred one non-participation occurrence. District participated in the Fall PF 2019 and was apportioned at the May 2020 SAB. Plans should have been well underway for design prior to COVID-19 pandemic. At the time of the request, the District still had 11 months to design and obtain approval from DSA.

School District Extension Requests
(as of November 30, 2020)

District Size	District Name	Project/Site Name	Type of Request	Project Number	Category of Request	Description of Deliverable	Original Due Date	Requested Extension Date	Receipt Date for Requested Documents	Status
Large	Los Angeles Unified	Stagg Street Elementary	Funding	57/64733-00-628	Eligibility & Funding Responses	Form SAB 50-04 - 15-Day Response	3/25/2020	4/10/2020	4/10/2020	Approved - Closed
Large	Los Angeles Unified	Coldwater Canyon Elementary	Funding	57/64733-00-629	Eligibility & Funding Responses	Form SAB 50-04 - 15-Day Response	3/26/2020	4/10/2020	5/1/2020	Approved - Closed
Large	Oxnard Elementary	Lemonwood Elementary	Funding	50/72538-00-013	Eligibility & Funding Responses	Form SAB 50-04 - 4-Day Response	4/2/2020	4/10/2020	4/21/2020	Approved - Closed
Small	Galt Joint Union High	Liberty Ranch High	Funding	58/67355-00-001	Eligibility & Funding Responses	Form SAB 50-04 - 15-Day Response	4/1/2020	4/17/2020	4/17/2020	Approved - Closed
Large	William S. Hart Union High	Placerita Junior High	Funding	50/65136-00-014	Eligibility & Funding Responses	Form SAB 50-04 - 4-Day Response	4/10/2020	4/17/2020	4/17/2020	Approved - Closed
Large	Los Angeles Unified	Coldwater Canyon Elementary	Funding	57/64733-00-029	Eligibility & Funding Responses	Form SAB 50-04 - 15-Day Response	3/26/2020	4/17/2020	5/1/2020	Approved - Closed
Large	Irvine Unified	Santiago Hills Elementary	Funding	57/73650-00-021	Eligibility & Funding Responses	Form SAB 50-04 - 15-Day Response	3/25/2020	4/17/2020	4/17/2020	Approved - Closed
Large	Los Angeles Unified	Dana (Richard Henry) Middle	Funding	57/64733-20-019	Eligibility & Funding Responses	Form SAB 50-04 - 15-Day Response	3/19/2020	4/17/2020	5/1/2020	Approved - Closed
Large	Los Angeles Unified	Sylmar Senior High	Funding	57/64733-00-618	Eligibility & Funding Responses	Form SAB 50-04 - 15-Day Response	3/19/2020	4/17/2020	7/2/2020	Approved - Closed
Large	Sequoia Union High	Redwood High	Funding	57/69062-00-037	Eligibility & Funding Responses	Form SAB 50-04 - 15-Day Response	3/26/2020	4/17/2020	7/27/2020	Approved - Closed
Large	Sequoia Union High	Redwood High	Funding	50/69062-01-014	Eligibility & Funding Responses	Form SAB 50-04 - 15-Day Response	3/26/2020	4/17/2020	Withdrawn	Withdrawn
Small	Merced River Union Elementary	Washington Elementary	Funding	57/73726-00-001	Eligibility & Funding Responses	Form SAB 50-04 - 15-Day Response	3/24/2020	4/23/2020	Withdrawn	Withdrawn
Large	Santa Monica Malibu Unified	John Adams Middle	Funding	51/64980-00-001	Eligibility & Funding Responses	Form SAB 50-04 - 15-Day Response	4/20/2020	4/24/2020	4/20/2020	Approved - Closed
Large	Los Angeles Unified	Fremont (John C.) Senior High	Funding	56/64733-00-019	Accounts Receivables	Accounts Receivable Payments	4/27/2020	4/25/2020	4/21/2020	Approved - Closed
Large	Los Angeles Unified	Coldwater Canyon	Funding	57/64733-00-629	Eligibility & Funding Responses	Form SAB 50-04 - 15-Day Response	4/27/2020	5/1/2020	5/1/2020	Approved - Closed
Large	Los Angeles Unified	Dana (Richard Henry) Middle	Funding	57/64733-20-019	Eligibility & Funding Responses	Form SAB 50-04 - 15-Day Response	3/19/2020	5/1/2020	5/1/2020	Approved - Closed
Large	Los Angeles Unified	Sylmar	Funding	57/64733-00-618	Eligibility & Funding Responses	Form SAB 50-04 - 15-Day Response	3/19/2020	5/1/2020	5/1/2020	Approved - Closed
Small	Larkspur-Corte Madera	Neil Cummins Elementary	Funding	57/65367-00-007	Full-Day Kindergarten	FDKFGP - 15-Day Response	4/22/2020	5/1/2020	5/27/2020	Approved - Closed
Medium	Azusa Unified	Dalton Elementary	Funding	57/64279-00-021	Eligibility & Funding Responses	Form SAB 50-04 - 15-Day Response / Corrected SAB 50-04	4/28/2020	5/1/2020	5/5/2020	Approved - Closed
Medium	Greenfield Union Elementary	Mary Chapa Academy Elementary	Funding	58/66035-00-004	Eligibility & Funding Responses	Form SAB 50-04 - 15-Day Response	4/28/2020	5/5/2020	5/26/2020	Approved - Closed
Medium	Greenfield Union Elementary	Mary Chapa Academy Elementary	Funding	58/66035-00-006	Eligibility & Funding Responses	Form SAB 50-04 - 4-Day Response	4/28/2020	5/5/2020	5/26/2020	Approved - Closed
Large	Twin Rivers Unified	Foothill High	Funding	57/76505-00-045	Eligibility & Funding Responses	Form SAB 50-04 - 4-Day Response	4/30/2020	5/6/2020	6/4/2020	Approved - Closed
Large	Los Angeles Unified	San Fernando High	Funding	57/64733-73-005	Eligibility & Funding Responses	Form SAB 50-04 - 15-Day Response	4/23/2020	5/7/2020	5/5/2020	Approved - Closed
Medium	Alisal Union	Fremont Elementary	Funding	50/65961-00-011	Eligibility & Funding Responses	Form SAB 50-04 - 15-Day Response	4/29/2020	5/8/2020	Withdrawn	Withdrawn
Large	Temecula Valley Unified	Vail Elementary	Funding	n/a	Eligibility & Funding Responses	Incomplete Application- Updated estimate	4/27/2020	5/11/2020	5/1/2020	Approved - Closed
Large	Los Angeles Unified	San Fernando High	Funding	57/64733-73-005	Eligibility & Funding Responses	Form SAB 50-04 - 15-Day Response	5/7/2020	5/14/2020	5/11/2020	Approved - Closed
Large	Sequoia Union High	Redwood High	Funding	50/69062-01-014	Eligibility & Funding Responses	Form SAB 50-04 - 15-Day Response	5/12/2020	5/15/2020	Withdrawn	Withdrawn
Large	Sequoia Union High	Redwood High	Funding	57/69062-00-037	Eligibility & Funding Responses	Form SAB 50-04 - 15-Day Response	3/12/2020	5/15/2020	7/27/2020	Approved - Closed
Large	Twin Rivers Unified	Foothill High	Funding	57/76505-00-045	Eligibility & Funding Responses	Form SAB 50-04 - 4-Day Response	4/30/2020	5/15/2020	6/4/2020	Approved - Closed
Medium	Buena Park	Gordon H. Beatty Elementary	Funding	58/66456-00-003	Audit Correspondence	Expenditure Closeout Review - Documentation Request	5/5/2020	5/19/2020	5/14/2020	Approved - Closed
Medium	Greenfield Union Elementary	Mary Chapa Academy Elementary	Funding	58/66035-00-004	Eligibility & Funding Responses	Form SAB 50-04 - 15-Day Response	4/28/2020	5/19/2020	5/26/2020	Approved - Closed
Medium	Greenfield Union Elementary	Mary Chapa Academy Elementary	Funding	58/66035-00-006	Eligibility & Funding Responses	Form SAB 50-04 - 4-Day Response	4/28/2020	5/19/2020	5/26/2020	Approved - Closed
Large	Merced City	Ada Givens Elementary	Funding	50/65771-00-022	Eligibility & Funding Responses	Form SAB 50-04 - 15-Day Response	5/12/2020	5/20/2020	5/20/2020	Approved - Closed
Medium	Perris Elementary	Innovative Horizons Charter	Funding	54/67199-00-001	Eligibility & Funding Responses	Form SAB 50-04 - 15-Day Response	5/7/2020	5/21/2020	Withdrawn	Withdrawn
Small	Chawanakee Unified	Hillside Elementary	Funding	50/75606-00-002	Eligibility & Funding Responses	Form SAB 50-04 - 4-Day Response	4/24/2020	5/21/2020	5/12/2020	Approved - Closed
Large	Sanger Unified	Ronald W. Reagan Elementary	Funding	50/62414-00-019	Eligibility & Funding Responses	Form SAB 50-04 - 4-Day Response	5/18/2020	5/22/2020	5/22/2020	Approved - Closed
Medium	Escondido Union	Mission Middle	Funding	57/68/098/00-014	Eligibility & Funding Responses	Form SAB 50-04 - 15-Day Response	5/19/2020	5/22/2020	5/20/2020	Approved - Closed
Small	Merced River Union Elementary	Washington Elementary	Funding	57/73726-00-001 50/67439-00-004 & 57/67439-00-075	Eligibility & Funding Responses	Financial Hardship Review - Documentation Request	4/23/2020	5/25/2020	7/6/2020	Approved - Closed
Large	Sacramento City Unified	Kit Carson Middle	Funding	075	Eligibility & Funding Responses	Form SAB 50-04 - 4-Day Response	5/19/2020	5/26/2020	5/21/2020	Approved - Closed
Medium	San Benito High	New Construction Eligibility	Eligibility	50/10330-98-016 & 20/10330-99-009	Eligibility & Funding Responses	SAB 50-01 in response to 90-Day Notice	5/1/2020	5/29/2020	6/5/2020	Approved - Closed
Large	Riverside County Office of Education	Jurupa Community	Funding	58/66035-00-004	Audit Correspondence	Reduction to costs incurred	5/8/2020	5/29/2020	6/1/2020	Approved - Closed
Medium	Greenfield Union Elementary	Mary Chapa Academy Elementary	Funding	58/66035-00-004	Eligibility & Funding Responses	Form SAB 50-04 - 15-Day Response	5/19/2020	5/29/2020	5/26/2020	Approved - Closed
Medium	Greenfield Union Elementary	Mary Chapa Academy Elementary	Funding	58/66035-00-006	Eligibility & Funding Responses	Form SAB 50-04 - 4-Day Response	5/19/2020	5/29/2020	5/26/2020	Approved - Closed
Small	Galt Joint Union High	Liberty Ranch High	Funding	58/67355-00-001	Eligibility & Funding Responses	Form SAB 50-04 - 4-Day Response	5/21/2020	5/29/2020	5/29/2020	Approved - Closed
Medium	Saugus Union	West Creek Academy	Eligibility		Eligibility & Funding Responses	Form SAB 50-04 - 15-Day Response	5/21/2020	5/29/2020	5/28/2020	Approved - Closed
Large	Twin Rivers Unified	Grant High	Funding	57/76505-00-054	Eligibility & Funding Responses	Form SAB 50-04 - 15-Day Response	5/22/2020	5/29/2020	6/22/2020	Approved - Closed
Small	Southern Humboldt Joint Unified	South Forth Junior-Senior High	Funding	50/63040-00-001	Eligibility & Funding Responses	Form SAB 50-04 - 15-Day Response	5/20/2020	5/29/2020	Withdrawn	Withdrawn
Small	Southern Humboldt Joint Unified	Redway Elementary	Funding	50/63040-00-002	Eligibility & Funding Responses	Form SAB 50-04 - 15-Day Response	5/20/2020	5/29/2020	Withdrawn	Withdrawn
Small	Larkspur-Corte Madera	Neil Cummins Elementary	Funding	57/65367-00-007	Eligibility & Funding Responses	Form SAB 50-04 15-Day Response	4/22/2020	5/30/2020	5/27/2020	Approved - Closed
Small	Dunham	Dunham Elementary	Funding	57/70672-00-001	Expenditure Reports	Form SAB 50-06 - Annual Expenditure Report	4/15/2020	5/30/2020	12/01/2020 PAST DUE	Approved - PENDING
Medium	Fresno County Superintendent of Schools	Violet Heintz Education Academy	Funding	50/10108-00-007	Expenditure Reports	Form SAB 50-06 - Annual Expenditure Report	4/17/2020	5/31/2020	7/8/2020	Approved - Closed
Medium	Perris Elementary	Innovative Horizons Charter	Funding	54/67199-00-001	Eligibility & Funding Responses	Form SAB 50-03 - 15-Day Response	4/21/2020	6/1/2020	5/11/2020	Approved - Closed
Large	Los Angeles Unified	Hart Street Elementary	Funding	57/64733-00-633	Eligibility & Funding Responses	Form SAB 50-04 - 15-Day Response	5/23/2020	6/1/2020	6/2/2020	Approved - Closed

School District Extension Requests
(as of November 30, 2020)

District Size	District Name	Project/Site Name	Type of Request	Project Number	Category of Request	Description of Deliverable	Original Due Date	Requested Extension Date	Receipt Date for Requested Documents	Status
Large	Los Angeles Unified	Capistrano Avenue Elementary	Funding	57/64733-00-634	Eligibility & Funding Responses	Form SAB 50-04 - 15-Day Response	5/23/2020	6/1/2020	5/29/2020	Approved - Closed
Large	Sweetwater Union High	Chula Vista High	Funding	57/68411-00-045	Eligibility & Funding Responses	Form SAB 50-04 - 15-Day Response	5/19/2020	6/2/2020	6/2/2020	Approved - Closed
Large	Sweetwater Union High	Mar Vista High	Funding	57/68411-00-047	Eligibility & Funding Responses	Form SAB 50-04 - 15-Day Response	5/22/2020	6/2/2020	6/2/2020	Approved - Closed
Large	Sweetwater Union High	Sweetwater High	Funding	57/68411-00-043	Eligibility & Funding Responses	Form SAB 50-04 - 15-Day Response	5/22/2020	6/3/2020	6/16/2020	Approved - Closed
Large	Sweetwater Union High	Mar Vista Academy (Mar Vista Middle)	Funding	57/68411-00-046	Eligibility & Funding Responses	Form SAB 50-04 - 15-Day Response	5/25/2020	6/3/2020	6/17/2020	Approved - Closed
Large	Escondido Union	Quantum Academy Addition / Mission MS Addition	Funding	50/68098-00-007, 50/-008 & 57-013	Eligibility & Funding Responses	Form SAB 50-04 - 4-Day Response	4/30/2020	6/5/2020	6/5/2020	Approved - Closed
Small	Edison Elementary	Orangewood Elementary	Funding	70/63438-00-001	Full-Day Kindergarten	FDKGP Fund Release	5/22/2020	6/5/2020	6/1/2020	Approved - Closed
Medium	San Benito High	San Benito High	Funding	50/67538-00-002	Eligibility & Funding Responses	SAB 50-01	5/22/2020	6/5/2020	6/5/2020	Approved - Closed
Large	Los Angeles Unified	Bell High	Funding	57/64733-00-631	Eligibility & Funding Responses	Form SAB 50-04 - 15-Day Response	5/23/2020	6/5/2020	6/5/2020	Approved - Closed
Large	Grossmont Union High	Helix High	Funding	54/68130-02-001	Audit Correspondence	Expenditure Closeout Review - Documentation Request	5/25/2020	6/5/2020	8/7/2020	Approved - Closed
Medium	Wiseburn Unified	Da Vinci High	Funding	50/76869-00-001	Eligibility & Funding Responses	Form SAB 50-04 - 15-Day Response	5/29/2020	6/5/2020	6/1/2020	Approved - Closed
Large	Los Angeles Unified	Hart Street Elementary	Funding	57/64733-00-633	Eligibility & Funding Responses	Form SAB 50-04 - 15-Day Response	6/1/2020	6/5/2020	6/2/2020	Approved - Closed
Large	Palo Alto Unified	Gunn High	Funding	50/69641-02-001	Eligibility & Funding Responses	Form SAB 50-04 - 15-Day Response	6/1/2020	6/5/2020	6/1/2020	Approved - Closed
Large	Los Angeles Unified	El Sereno Middle	Funding	57/64733-34-016	Eligibility & Funding Responses	Form SAB 50-03 - 4-Day Response	5/25/2020	6/8/2020	6/17/2020	Approved - Closed
Large	Los Angeles Unified	Griffith Middle	Funding	57/64733-00-619	Eligibility & Funding Responses	Form SAB 50-04 - 4-Day Response	6/1/2020	6/8/2020	6/9/2020	Approved - Closed
Small	Templeton Unified	Templeton High	Funding	55/68841-00-001	Expenditure Reports	Form SAB 50-06 - Annual Expenditure Report	4/11/2020	6/11/2020	6/11/2020	Approved - Closed
Medium	Hollister Elementary	Santana Ranch	Funding	50/67470-00-003 & 50/67470-00-000	Eligibility & Funding Responses	Form SAB 50-04 - 15-Day Response	5/28/2020	6/11/2020	7/1/2020	Approved - Closed
Medium	Dinuba Unified	New High	Funding	50/75531-00-006	Eligibility & Funding Responses	Form SAB 50-04 - 15-Day Response	5/28/2020	6/11/2020	6/11/2020	Approved - Closed
Large	Los Angeles Unified	Reseda Senior High	Funding	59/64733-39-001	Accounts Receivables	Accounts Receivable Payments	5/25/2020	6/12/2020	5/18/2020	Approved - Closed
Large	Los Angeles Unified	Sherman Oaks Center for Enriched Studies (SOCES)	Funding	57/64733-00-614	Eligibility & Funding Responses	Form SAB 50-04 - 4-Day Response	6/1/2020	6/12/2020	6/12/2020	Approved - Closed
Large	Los Angeles Unified	Griffin Avenue Elementary	Funding	57/64733-00-621	Eligibility & Funding Responses	Form SAB 50-04 - 4-Day Response	6/2/2020	6/12/2020	6/12/2020	Approved - Closed
Large	Los Angeles Unified	Coldwater Canyon Elementary	Funding	57/64733-00-629	Eligibility & Funding Responses	Form SAB 50-04 - 4-Day Response	6/2/2020	6/12/2020	6/11/2020	Approved - Closed
Large	Los Angeles Unified	Parthenia Elementary	Funding	57/64733-00-615	Eligibility & Funding Responses	Form SAB 50-04 - 4-Day Response	6/2/2020	6/12/2020	6/12/2020	Approved - Closed
Large	Sequoia Union High	Redwood High	Funding	50/69062-01-014	Eligibility & Funding Responses	Form SAB 50-04 - 15-Day Response	5/15/2020	6/12/2020	Withdrawn	Withdrawn
Large	Sequoia Union High	Redwood High	Funding	57/69062-00-037	Eligibility & Funding Responses	Form SAB 50-04 - 15-Day Response	5/15/2020	6/12/2020	7/27/2020	Approved - Closed
Small	Joint Unified	Redway Elementary	Funding	57/63040-00-002	Eligibility & Funding Responses	Form SAB 50-04 - 15-Day Response	5/26/2020	6/12/2020	8/19/2020	Approved - Closed
Large	Los Angeles Unified	Monroe High	Funding	57/64733-00-616	Eligibility & Funding Responses	Form SAB 50-04 - 15-Day Response	6/4/2020	6/12/2020	6/12/2020	Approved - Closed
Small	Southern Humboldt Joint Unified	South Fork Junior-Senior High	Funding	50/63040-00-001	Eligibility & Funding Responses	Form SAB 50-04 - 15-Day Response	5/29/2020	6/12/2020	Withdrawn	Withdrawn
Small	Southern Humboldt Joint Unified	Redway Elementary	Funding	50/63040-00-002	Eligibility & Funding Responses	Form SAB 50-04 - 15-Day Response	5/29/2020	6/12/2020	Withdrawn	Withdrawn
Large	Fremont Unified	Lila Bringham Elementary	Funding	50/61176-00-011	Eligibility & Funding Responses	Form SAB 50-04 - 15-Day Response	5/25/2020	6/15/2020	6/29/2020	Approved - Closed
Medium	Dinuba Unified	Dinuba High	Funding	55/75531-00-002	Expenditure Reports	Form SAB 50-06 - Annual Expenditure Report	4/19/2020	6/15/2020	6/10/2020	Approved - Closed
Large	Los Angeles Unified	San Fernando High	Funding	55/75531-00-003	Eligibility & Funding Responses	Form SAB 50-04 - 4-Day Response	6/5/2020	6/17/2020	6/16/2020	Approved - Closed
Large	Milpitas Unified	New Construction Eligibility Update	Eligibility	57/64733-73-005	Eligibility & Funding Responses	Form SAB 50-01 - 15-Day Response	6/3/2020	6/17/2020	6/12/2020	Approved - Closed
Medium	Greenfield Union Elementary	Arroyo Seco Academy	Funding	50/66035-00-002	Eligibility & Funding Responses	All required documents were submitted within the 15-Day ltr period	5/29/2020	6/17/2020	7/9/2020	Approved - Closed
Large	Los Angeles Unified	El Sereno Middle	Funding	57/64733-34-016	Eligibility & Funding Responses	Form SAB 50-04 - 4-Day Response	6/8/2020	6/17/2020	6/17/2020	Approved - Closed
Medium	Greenfield Union Elementary	Vista Verde Middle	Funding	58/66035-00-001	Eligibility & Funding Responses	Form SAB 50-04 - 15-Day Response	6/12/2020	6/18/2020	6/18/2020	Approved - Closed
Medium	Greenfield Union Elementary	Oak Avenue Elementary	Funding	58/66035-00-003	Eligibility & Funding Responses	Form SAB 50-04 - 15-Day Response	6/12/2020	6/18/2020	7/2/2020	Approved - Closed
Medium	Greenfield Union Elementary	Mary Chapa Academy Elementary	Funding	58/66035-00-002	Eligibility & Funding Responses	Form SAB 50-04 - 15-Day Response	6/12/2020	6/18/2020	7/2/2020	Approved - Closed
Medium	Lindsay Unified	Lindsay Senior High CTE project	Funding	55/71993-00-002	Eligibility & Funding Responses	CTE May 22nd document deadline	5/22/2020	6/19/2020	Withdrawn	Withdrawn
Large	Los Angeles Unified	Capistrano Avenue Elementary	Funding	57/64733-00-634	Eligibility & Funding Responses	Form SAB 50-04 - 4-Day Response	6/9/2020	6/19/2020	6/18/2020	Approved - Closed
Large	Los Angeles Unified	Palms Middle	Funding	57/64733-00-636	Eligibility & Funding Responses	Form SAB 50-04 - 15-Day Response	6/10/2020	6/19/2020	6/17/2020	Approved - Closed
Medium	Hollister Elementary	Santana Ranch	Funding	50/67470-00-003	Eligibility & Funding Responses	Form SAB 50-04 - 15-Day Response	6/11/2020	6/19/2020	7/1/2020	Approved - Closed
Small	Southern Humboldt Joint Unified	Redway Elementary	Funding	50/63040-00-002	Eligibility & Funding Responses	Form SAB 50-04 - 15-Day Response	6/12/2020	6/19/2020	Withdrawn	Withdrawn
Small	Southern Humboldt Joint Unified	South Fork Junior-Senior High	Funding	50/63040-00-001	Eligibility & Funding Responses	Form SAB 50-04 - 15-Day Response	6/12/2020	6/19/2020	Withdrawn	Withdrawn
Small	Southern Humboldt Joint Unified	Redway Elementary	Funding	57/63040-00-002	Eligibility & Funding Responses	Form SAB 50-04 - 15-Day Response	6/12/2020	6/19/2020	8/19/2020	Approved - Closed
Large	Los Angeles Unified	State Street Elementary	Funding	57/64733-00-613	Eligibility & Funding Responses	Form SAB 50-04 - 15-Day Response	6/15/2020	6/19/2020	6/17/2020	Approved - Closed
Large	Los Angeles Unified	Burton	Funding	57/64733-00-612	Eligibility & Funding Responses	Form SAB 50-04 - 15-Day Response	6/15/2020	6/19/2020	6/17/2020	Approved - Closed
Medium	Cutler-Orosi Joint Unified	Golden Valley	Funding	70/71860-00-001	Eligibility & Funding Responses	request for extension	5/22/2020	6/22/2020	5/21/2020	Approved - Closed
Small	Traver Joint Elementary	Traver Elementary	Funding	72223-6	Fund Release	Fund Release Authorization Form SAB 70-02	5/22/2020	6/22/2020	5/22/2020	Approved - Closed
Large	Bakersfield City	Fletcher Elementary	Funding	50/63321-00-028	Expenditure Reports	Form SAB 50-06 - Annual Expenditure Report	5/23/2020	6/22/2020	6/22/2020	Approved - Closed
Large	Bakersfield City	Sequoia Middle	Funding	50/63321-00-029	Expenditure Reports	Form SAB 50-06 - Annual Expenditure Report	5/23/2020	6/22/2020	6/22/2020	Approved - Closed
Small	Yreka Union High	Yreka High	Funding	57/70516-00-003	Eligibility & Funding Responses	Form SAB 50-04 - 15-Day Response	6/15/2020	6/24/2020	7/17/2020	Approved - Closed
Small	Pixley Union Elementary	Pixley Elementary	Funding	70/72041-00-001	Fund Release	Fund Release Authorization (Form SAB 70-02)	5/22/2020	6/26/2020	6/2/2020	Approved - Closed
Small	Merced River Union Elementary	Washington Elementary	Funding	57/73726-00-001	Eligibility & Funding Responses	Financial Hardship Review - Documentation Request	5/26/2020	6/26/2020	7/6/2020	Approved - Closed

School District Extension Requests
(as of November 30, 2020)

District Size	District Name	Project/Site Name	Type of Request	Project Number	Category of Request	Description of Deliverable	Original Due Date	Requested Extension Date	Receipt Date for Requested Documents	Status
Large	Norwalk-La Mirada Unified	John Glenn High	Funding	57/64840-00-027	Eligibility & Funding Responses	Form SAB 50-04 - 15-Day Response	6/11/2020	6/26/2020	6/19/2020	Approved - Closed
Small	Southern Humboldt Joint Unified	Redway Elementary	Funding	50/63040-00-002	Eligibility & Funding Responses	Form SAB 50-04 - 15-Day Response	5/20/2020	6/26/2020	Withdrawn	Withdrawn
Small	Southern Humboldt Joint Unified	South Fork Junior-Senior High	Funding	50/63040-00-001	Eligibility & Funding Responses	Form SAB 50-04 - 15-Day Response	5/20/2020	6/26/2020	Withdrawn	Withdrawn
Small	Southern Humboldt Joint Unified	Redway Elementary	Funding	57/63040-00-002	Eligibility & Funding Responses	Form SAB 50-04 - 15-Day Response	5/26/2020	6/26/2020	8/19/2020	Approved - Closed
Large	San Marcos Unified	La Mirada Academy K-8 (Formerly known as Alvin M. Dunn)	Funding	50-73791-00-016	Full-Day Kindergarten	FDKFGP - 15-Day Response	5/28/2020	6/29/2020	8/20/2020	Approved - Closed
Large	Fremont Unified	Lila Bringham Elementary	Funding	50/61176-00-011	Eligibility & Funding Responses	Form SAB 50-04 - 15-Day Response	6/15/2020	6/29/2020	6/30/2020	Approved - Closed
Large	Los Angeles Unified	Hart Street Elementary	Funding	57/64733-00-633	Eligibility & Funding Responses	Form SAB 50-04 - 4-Day Response	6/22/2020	6/29/2020	6/22/2020	Approved - Closed
Small	Butteville Union Elementary	Butteville Elementary	Funding	50/70201-00-002 & 57/70201-00-002	Eligibility & Funding Responses	Financial Hardship Review - Documentation Request	6/15/2020	6/29/2020	6/19/2020	Approved - Closed
Large	Fremont Unified	Lila Bringham Elementary	Eligibility	50/61176-00-011	Eligibility & Funding Responses	Form SAB 50-01 Submittal	5/5/2020	6/30/2020	6/30/2020	Approved - Closed
Large	Santa Ana Unified	Valley High - Career and Technical Education (Culinary Arts)	Funding	55/66670-00-003	Audit Correspondence	SAB 50-10	4/6/2020	6/30/2020	Withdrawn	Withdrawn
Large	San Marcos Unified	La Mirada Academy K-8 (Formerly known as Alvin M. Dunn)	Funding	57-73791-00-006	Full-Day Kindergarten	FDKFGP - 15-Day Response	6/2/2020	6/30/2020	6/30/2020	Approved - Closed
Small	Central Union Elementary	Akers Elementary	Funding	57/63883-00-001	Expenditure Reports	Form SAB 50-06 - Annual Expenditure Report	5/17/2020	6/30/2020	6/9/2020	Approved - Closed
Large	Riverside County Office of Education	Jurupa Community	Funding	50/10330-98-016 & 50/10330-99-009	Audit Correspondence	Expenditure Closeout Review - Documentation Request	5/9/2020	6/30/2020	6/23/2020	Approved - Closed
Large	Milpitas Unified	Mabel Mattos Elementary	Funding	50/73387-00-001	Eligibility & Funding Responses	Form SAB 50-04 - 15-Day Response	6/10/2020	7/2/2020	7/2/2020	Approved - Closed
Medium	Greenfield Union Elementary	Vista Verde Middle	Funding	58/66035-00-001	Eligibility & Funding Responses	Form SAB 50-04 - 15-Day Response	6/18/2020	7/2/2020	7/2/2020	Approved - Closed
Medium	Greenfield Union Elementary	Mary Chapa Academy Elementary	Funding	58/66035-00-002	Eligibility & Funding Responses	Form SAB 50-04 - 15-Day Response	6/18/2020	7/2/2020	7/16/2020	Approved - Closed
Medium	Greenfield Union Elementary	Oak Avenue Elementary	Funding	58/66035-00-003	Eligibility & Funding Responses	Form SAB 50-04 - 15-Day Response	6/18/2020	7/2/2020	7/16/2020	Approved - Closed
Large	Corona-Norco Unified	Yorba Elementary	Funding	50/67033-00-034	Audit Correspondence	Closeout Appeal	6/3/2020	7/3/2020	6/30/2020	Approved - Closed
Large	Los Angeles Unified	San Fernando High	Funding	57/64733-73-005	Eligibility & Funding Responses	Form SAB 50-04 - 4-Day Response	6/17/2020	7/3/2020	7/2/2020	Approved - Closed
Large	Fresno Unified	Sunnyside High, Edison High, Fresno High	Funding	55/62166-00-013, -014, -015, -016, -017	Eligibility & Funding Responses	CTE - 15-Day Response	6/30/2020	7/3/2020	6/30/2020	Approved - Closed
Large	Natomas Unified	Natomas High CTE	Funding	55/75283-00-001	Eligibility & Funding Responses	CTE - 15-Day Response	7/3/2020	7/7/2020	7/9/2020	Approved - Closed
Large	Central Unified	Tilley Elementary	Funding	50/73965-00-019	Eligibility & Funding Responses	Form SAB 50-04 - 15-Day Response	6/5/2020	7/8/2020	8/15/2020	Approved - Closed
Small	John Swett Unified	Carquinez Middle Seismic Replacement	Funding	51/61697-00-001	Eligibility & Funding Responses	Form SAB 50-04 - 4-Day Response	6/30/2020	7/8/2020	7/8/2020	Approved - Closed
Medium	Greenfield Union Elementary	Arroyo Seco Academy Elementary	Funding	50/66035-00-002	Eligibility & Funding Responses	Form SAB 50-04 - 15-Day Response	6/17/2020	7/9/2020	7/9/2020	Approved - Closed
Small	Firebaugh-Las Deltas Unified	Arthur E. Mills Intermediate	Funding	50/73809-00-004	Expenditure Reports	Form SAB 50-06 - Annual Expenditure Report	6/12/2020	7/10/2020	7/8/2020	Approved - Closed
Small	Gerber Union	Gerber Elementary	Funding	57/71548-00-002	Eligibility & Funding Responses	Financial Hardship Review - Documentation Request	6/15/2020	7/10/2020	10/15/2020	Approved - Closed
Medium	Tahoe-Truckee Joint Unified	Sierra High and Truckee High CTE projects	Funding	55/66944-00-002, 55/66944-00-006, 55/66944-00-007, 55/66944-00-008	Eligibility & Funding Responses	CTE - 15-Day Response	6/18/2020	7/10/2020	8/4/2020	Approved - Closed
Small	Le Grand Union High	Le Grand High	Funding	55/65730-00-001	Eligibility & Funding Responses	CTE - 15-Day Response	6/29/2020	7/10/2020	7/10/2020	Approved - Closed
Small	Le Grand Union High	Le Grand High	Funding	59/65730-00-001	Eligibility & Funding Responses	CTE - 15-Day Response	6/29/2020	7/10/2020	7/10/2020	Approved - Closed
Small	Merced River Union Elementary	Washington Elementary	Funding	57/73726-00-001	Eligibility & Funding Responses	Form SAB 50-04 - 15-Day Response	6/26/2020	7/10/2020	Withdrawn	Withdrawn
Large	Twin Rivers Unified	Grant High	Funding	57/76505-00-054	Eligibility & Funding Responses	Form SAB 50-04 - 4-Day Response	7/6/2020	7/10/2020	7/10/2020	Approved - Closed
Large	Chico Unified	Pleasant Valley High	Funding	55/61424-00-008	Eligibility & Funding Responses	CTE - 15-Day Response	7/6/2020	7/10/2020	7/10/2020	Approved - Closed
Large	San Marcos Unified	La Mirada Academy K-8 (Formerly known as Alvin M. Dunn)	Funding	50/73791-00-016	Eligibility & Funding Responses	Form SAB 50-04 - 15-Day Response	6/29/2020	7/13/2020	7/10/2020	Approved - Closed
Medium	Fallbrook Elementary	Mary Fay Pendleton Elementary	Funding	57/68114-00-003 and 57/68114-00-004	Expenditure Reports	Form SAB 50-06 - Annual Expenditure Report	6/14/2020	7/13/2020	12/01/2020	Approved - PENDING
Large	Merced City	Ada Givens Elementary	Funding	50/65771-00-022	Eligibility & Funding Responses	Form SAB 50-04 - 4-Day Response	7/7/2020	7/13/2020	7/13/2020	Approved - Closed
Large	San Marcos Unified	La Mirada Academy K-8 (Formerly known as Alvin M. Dunn)	Funding	57/73791-00-006	Eligibility & Funding Responses	Form SAB 50-04 - 15-Day Response	6/30/2020	7/14/2020	7/10/2020	Approved - Closed
Large	Fremont Unified	American High	Funding	50/61176-00-012	Eligibility & Funding Responses	90-day SDWAG Update	6/4/2020	7/15/2020	7/14/2020	Approved - Closed
Medium	El Dorado Union High	Independence Continuation	Funding	57/61853-00-008	Expenditure Reports	Form SAB 50-06 - Annual Expenditure Report	6/13/2020	7/15/2020	8/24/2020	Approved - Closed
Medium	El Dorado Union High	El Dorado	Funding	57/61853-00-009	Expenditure Reports	Form SAB 50-06 - Annual Expenditure Report	6/13/2020	7/15/2020	8/24/2020	Approved - Closed
Large	Fremont Unified	Eligibility Update	Eligibility		Eligibility & Funding Responses	50-01 Submittal for 90-day Notice	6/30/2020	7/15/2020	7/15/2020	Approved - Closed
Large	Central Unified	Tilley Elementary	Funding	50/73965-00-019	Eligibility & Funding Responses	Form SAB 50-04 - 15-Day Response	7/8/2020	7/15/2020	7/15/2020	Approved - Closed
Large	Modesto City High	Modesto High CTEFP	Funding	55/71175-00-006	Eligibility & Funding Responses	CTE - 15-Day Response	7/9/2020	7/15/2020	8/4/2020	Approved - Closed
Large	Milpitas Unified	Mabel Mattos Elementary	Funding	50/73387-00-001	Eligibility & Funding Responses	Form SAB 50-04 - 15-Day Response	7/2/2020	7/16/2020	7/16/2020	Approved - Closed
Medium	Greenfield Union Elementary	Vista Verde MS; Mary Chapa Academy & Oak Avenue ES	Funding	58/66035-00-001; 002 & 003	Eligibility & Funding Responses	Form SAB 50-04 - 15-Day Response	7/2/2020	7/16/2020	7/16/2020	Approved - Closed
Medium	Washington Unified	West Fresno Elementary	Funding	57/76778-00-004	Eligibility & Funding Responses	Form SAB 50-04 - 15-Day Response	5/21/2020	7/17/2020	5/26/2020	Approved - Closed
Large	Corona-Norco Unified	Roosevelt High	Funding	55/67033-00-002	Audit Correspondence	Eligible Costs & Supporting Documentation and SAB 50-10	6/18/2020	7/17/2020	7/14/2020	Approved - Closed
Large	Corona-Norco Unified	Roosevelt High	Funding	55/67033-00-003	Audit Correspondence	Eligible Costs & Supporting Documentation and SAB 50-10	6/18/2020	7/17/2020	7/14/2020	Approved - Closed
Small	South Monterey County Joint Union High School	King City High	Funding	57/66068-00-001	Expenditure Reports	Form SAB 50-06 - Final Expenditure Report	5/29/2020	7/17/2020	7/16/2020	Approved - Closed

School District Extension Requests
(as of November 30, 2020)

District Size	District Name	Project/Site Name	Type of Request	Project Number	Category of Request	Description of Deliverable	Original Due Date	Requested Extension Date	Receipt Date for Requested Documents	Status
Large	William S. Hart Union High	Castaic High	Funding	55/65136-00-003	Eligibility & Funding Responses	CTE - 15-Day Response	7/3/2020	7/17/2020	7/9/2020	Approved - Closed
Large	Ventura Unified	Ventura High - CTEFP	Funding	59/72652-00-003	Eligibility & Funding Responses	CTE - 15-Day Response	7/15/2020	7/20/2020	7/15/2020	Approved - Closed
Large	Ventura Unified	Ventura High - CTEFP (Robotics)	Funding	59/72652-00-002	Eligibility & Funding Responses	CTE - 15-Day Response	7/15/2020	7/20/2020	7/15/2020	Approved - Closed
Large	Ventura Unified	Ventura High - CTEFP (Welding)	Funding	59/72652-00-001	Eligibility & Funding Responses	CTE - 15-Day Response	7/15/2020	7/20/2020	7/15/2020	Approved - Closed
Medium	Parlier Unified	Parlier High - Patient Care Facility	Funding	55/62364-00-01	Eligibility & Funding Responses	CTE - 15-Day Response	7/14/2020	7/21/2020	7/17/2020	Approved - Closed
Small	Guadalupe Union Elementary	Buren Elementary	Funding	70/69203-00-001	Full-Day Kindergarten	Form SAB 70-02 and Grant Agreement	5/22/2020	7/22/2020	6/26/2020	Approved - Closed
Medium	Morgan Hill Unified	Ann Sobrato High CTE	Funding	55/69583-00-003	Eligibility & Funding Responses	CTE - 15-Day Response	7/15/2020	7/22/2020	8/13/2020	Approved - Closed
Small	Caruthers Unified	Caruthers High	Funding	59/75598-00-001	Eligibility & Funding Responses	CTE - 15-Day Response	7/9/2020	7/23/2020	7/27/2020	Approved - Closed
Large	San Juan Unified	Del Campo High	Funding	59/67447-00-005	Eligibility & Funding Responses	CTE - 15-Day Response	7/9/2020	7/23/2020	7/22/2020	Approved - Closed
Large	Torrance Unified	West High	Funding	55/65060-00-008	Eligibility & Funding Responses	CTE - 15-Day Response	7/3/2020	7/23/2020	7/22/2020	Approved - Closed
Large	Torrance Unified	North High	Funding	55/65060-00-007	Eligibility & Funding Responses	CTE - 15-Day Response	7/3/2020	7/23/2020	7/22/2020	Approved - Closed
Large	Los Angeles Unified	Lou Dantzier Preparatory Charter Middle	Funding	54/64733-00-064	Audit Correspondence	Expenditure Closeout Review - Documentation Request	7/10/2020	7/24/2020	8/10/2020	Approved - Closed
Small	Galt Joint Union High	Liberty Ranch High	Funding	58/67355-00-001	Eligibility & Funding Responses	Form SAB 50-04 - 4-Day Response	7/16/2020	7/24/2020	7/24/2020	Approved - Closed
Large	Moreno Valley Unified	Vista Del Lago High - Health Science CTE	Funding	55/67124-00-006	Eligibility & Funding Responses	CTE - 15-Day Response	7/16/2020	7/24/2020	7/24/2020	Approved - Closed
Large	Moreno Valley Unified	Vista Del Lago High / Public Services CTE	Funding	55/67124-00-005	Eligibility & Funding Responses	CTE - 15-Day Response	7/16/2020	7/24/2020	7/24/2020	Approved - Closed
Large	Fremont Unified	Mission San Jose High	Funding	50/61176-00-004	Expenditure Reports	Form SAB 50-06 - Annual Expenditure Report	7/10/2020	7/27/2020	8/18/2020	Approved - Closed
Medium	Santa Paula Unified	Santa Paula High - CTEFP Arts, Media, & Entertainment	Funding	59/76828-00-002	Eligibility & Funding Responses	CTE - 15-Day Response	7/21/2020	7/27/2020	7/23/2020	Approved - Closed
Large	Poway Unified	Poway High	Funding	55/68296-00-008	Eligibility & Funding Responses	CTE - 15-Day Response	7/3/2020	7/30/2020	7/29/2020	Approved - Closed
Large	Redondo Beach Unified	New Construction Eligibility	Eligibility		Eligibility & Funding Responses	Form SAB 50-02 - 15-Day Response	7/23/2020	7/30/2020	8/19/2020	Approved - Closed
Small	Brittan Elementary	Brittan Elementary	Funding	50/71357-00-002	Eligibility & Funding Responses	Form SAB 50-04 - 4-Day Response	5/13/2020	7/31/2020	7/30/2020	Approved - Closed
Small	Yuba River Charter School	Yuba River Charter	Eligibility	54/66332-00-002	Audit Correspondence	Audit Correspondence	2/21/2020	7/31/2020	7/31/2020	Approved - Closed
Small	Trinidad Union	Trinidad Union Elementary	Funding	57/63057-00-001	Expenditure Reports	Form SAB 50-06 - Final Expenditure Report	5/21/2020	7/31/2020	8/4/2020	Approved - Closed
Medium	Belmont-Redwood Shores	Redwood Shores	Funding	50/68866-00-002	Expenditure Reports	Form SAB 50-06 - Annual Expenditure Report	5/10/2020	7/31/2020	6/16/2020	Approved - Closed
Small	Monson-Sultana Joint Union Elementary	Financial Hardship Review	Eligibility		Eligibility & Funding Responses	Financial Hardship Review - Documentation Request	6/15/2020	7/31/2020	8/7/2020	Approved - Closed
Small	Del Norte County Unified	Crescent Elk Middle	Funding	58/61820-00-003	Expenditure Reports	Form SAB 50-06 - Annual Expenditure Report	6/14/2020	7/31/2020	7/31/2020	Approved - Closed
Small	West Park Elementary	West Park Elementary	Eligibility		Eligibility & Funding Responses	Financial Hardship Review - Documentation Request	6/15/2020	7/31/2020	Withdrawn	Withdrawn
Small	West Park Elementary	West Park Elementary	Eligibility		Eligibility & Funding Responses	SAB 50-01 30-Day Response	7/1/2020	7/31/2020	Withdrawn	Withdrawn
Medium	Sierra Sands Unified	Burroughs High	Funding	58/73742-00-005	Expenditure Reports	Form SAB 50-06 - Final Expenditure Report	6/26/2020	7/31/2020	7/16/2020	Approved - Closed
Large	Riverside County Office of Education	Jurupa Community	Funding	50/10330-98-016 & 50/10330-99-009	Audit Correspondence	Expenditure Closeout Review - Documentation Request	6/30/2020	7/31/2020	9/10/2020	Approved - Closed
Medium	Lemoore Union Elementary	Meadow Lane Elementary	Funding	57/63974-00-003	Audit Correspondence	Expenditure Closeout Review - Documentation Request	7/11/2020	7/31/2020	12/01/2020 PAST DUE	Approved - PENDING
Small	Guadalupe Union Elementary	New Middle	Funding	50/69203-00-001	Expenditure Reports	Form SAB 50-06 - Final Expenditure Report	5/9/2020	7/31/2020	12/01/2020 PAST DUE	Approved - PENDING
Medium	Lemoore Union Elementary	Engvall Elementary	Funding	57/63974-00-004	Expenditure Reports	Form SAB 50-06 - Final Expenditure Report	7/11/2020	7/31/2020	12/01/2020 PAST DUE	Approved - PENDING
Medium	McFarland Unified	McFarland High	Funding	57/73908-00-005	Expenditure Reports	Form SAB 50-06 - Annual Expenditure Report	6/11/2020	7/31/2020	7/21/2020	Approved - Closed
Small	Pixley Union Elementary	Pixley Elementary	Funding	57/72041-00-001, 58/72041-00-001, 70/72041-00-001	Eligibility & Funding Responses	Financial Hardship Review - Documentation Request	6/15/2020	7/31/2020	7/29/2020	Approved - Closed
Large	San Diego Unified	Magnolia Science Academy	Funding	54/68338-02-002	Audit Correspondence	Audit Correspondence	7/10/2020	7/31/2020	11/7/2020	Approved - Closed
Large	San Bernardino City Unified	Pacific High	Funding	55/67876-00-005	Eligibility & Funding Responses	CTE - 15-Day Response	7/15/2020	7/31/2020	7/31/2020	Approved - Closed
Large	San Bernardino City Unified	San Geronio High	Funding	55/67876-00-004	Eligibility & Funding Responses	CTE - 15-Day Response	7/16/2020	7/31/2020	7/31/2020	Approved - Closed
Large	Los Angeles Unified	Camino Nuevo High	Funding	54/64733-00-058	Accounts Receivables	Accounts Receivable Payments	6/1/2020	7/31/2020	7/16/2020	Approved - Closed
Small	Yuba County Office of Education	Various	Funding	57/10587-00-001 to 006 and 50/10587-00-001 to 008	Expenditure Reports	Form SAB 50-06 - Annual Expenditure Report	7/10/2020	7/31/2020	7/31/2020	Approved - Closed
Medium	Tahoe-Truckee Joint Unified	Truckee High , Sierra Continuation High	Funding	55/66944-00-006, -007, -008 and -009	Eligibility & Funding Responses	CTE - 15-Day Response	7/10/2020	7/31/2020	8/4/2020	Approved - Closed
Large	San Dieguito Union High	La Costa Canyon High and Torrey Pines High	Funding	59/68346-00-002 & 59/68346-00-003	Eligibility & Funding Responses	CTE - 15-Day Response	7/20/2020	7/31/2020	7/31/2020	Approved - Closed
Small	John Swett Unified	John Swett High CTE	Eligibility		Eligibility & Funding Responses	CTE - 15-Day Response	6/30/2020	7/31/2020	8/13/2020	Approved - Closed
Large	Vacaville Unified	Jepson Middle	Funding	58/70573-00-001	Audit Correspondence	Substantial Progress Review - Documentation Request	7/18/2020	7/31/2020	7/29/2020	Approved - Closed
Medium	Fallbrook Union Elementary	Mary Fay Pendleton Elementary	Funding	51/68114-00-003 and 51/68114-00-004	Expenditure Reports	Form SAB 50-06 - Annual Expenditure Report	6/15/2020	8/3/2020	8/18/2020	Approved - Closed
Medium	Greenfield Union Elementary	Vista Verde Middle	Funding	58/66035-00-001	Eligibility & Funding Responses	Form SAB 50-04 - 4-Day Response	7/29/2020	8/3/2020	7/31/2020	Approved - Closed
Large	San Bernardino City Unified	Indian Springs High	Funding	59/67876-00-003	Eligibility & Funding Responses	CTE - 15-Day Response	7/21/2020	8/4/2020	8/4/2020	Approved - Closed
Medium	Nevada Joint Union High	Nevada Union High	Funding	59/66357-00-003	Eligibility & Funding Responses	CTE - 15-Day Response	7/14/2020	8/4/2020	8/4/2020	Approved - Closed
Medium	Nevada Joint Union High	Nevada Union High	Funding	59/66357-00-002	Eligibility & Funding Responses	CTE - 15-Day Response	7/14/2020	8/4/2020	8/4/2020	Approved - Closed

School District Extension Requests
(as of November 30, 2020)

District Size	District Name	Project/Site Name	Type of Request	Project Number	Category of Request	Description of Deliverable	Original Due Date	Requested Extension Date	Receipt Date for Requested Documents	Status
Medium	Nevada Joint Union High	Silver Springs Continuation High	Funding	55/66357-00-001	Eligibility & Funding Responses	CTE - 15-Day Response	7/14/2020	8/4/2020	8/4/2020	Approved - Closed
Large	Sequoia Union High	Carlmont High	Funding	59/69062-00-002	Eligibility & Funding Responses	CTE - 15-Day Response	7/15/2020	8/5/2020	8/19/2020	Approved - Closed
Large	Pleasanton Unified	Foothill High	Eligibility		Eligibility & Funding Responses	CTE - 15-Day Response	7/30/2020	8/6/2020	8/13/2020	Approved - Closed
Medium	Mendota Unified	Mendota High	Funding	55/75127-00-002	Eligibility & Funding Responses	CTE - 15-Day Response	7/9/2020	8/7/2020	Withdrawn	Withdrawn
Small	South Monterey County Joint Union High School	King City High	Funding	57/66068-00-001	Expenditure Reports	Form SAB 50-06 - Final Expenditure Report	5/29/2020	8/7/2020	8/6/2020	Approved - Closed
Large	Sequoia Union High	Redwood High	Funding	50/69062-01-014	Eligibility & Funding Responses	Form SAB 50-04 - 15-Day Response	3/26/2020	8/7/2020	Withdrawn	Withdrawn
Large	Twin Rivers Unified	Foothill High	Funding	57/76505-00-045	Eligibility & Funding Responses	Form SAB 50-04 - 4-Day Response	7/27/2020	8/7/2020	8/7/2020	Approved - Closed
Small	Monson-Sultana Joint Union Elementary	Monson-Sultana Elementary	Eligibility		Eligibility & Funding Responses	Financial Hardship Review - Documentation Request	7/31/2020	8/7/2020	8/7/2020	Approved - Closed
Large	San Dieguito Union High	La Costa Canyon High & Torrey Pines High	Funding	59/68346-00-002 & 59/68346-00-003	Eligibility & Funding Responses	CTE - 15-Day Response	7/20/2020	8/7/2020	Withdrawn	Withdrawn
Medium	Tahoe-Truckee Joint Unified	Truckee High	Funding	55/66944-00-006, -007, -008	Eligibility & Funding Responses	CTE - 15-Day Response	7/31/2020	8/7/2020	Withdrawn	Withdrawn
Large	San Dieguito Union High	La Costa Canyon High and Torrey Pines High	Funding	59/68346-00-002 and 59/68346-00-003	Eligibility & Funding Responses	CTE - 15-Day Response	8/7/2020	8/7/2020	Withdrawn	Withdrawn
Large	Sanger Unified	Sanger High	Funding	55/62414-00-001	Expenditure Reports	Form SAB 50-06 - Annual Expenditure Report	7/10/2020	8/10/2020	8/10/2020	Approved - Closed
Small	South Monterey County Joint Union High School	King City High	Funding	55/66068-00-002	Eligibility & Funding Responses	CTE - 15-Day Response	7/27/2020	8/11/2020	8/26/2020	Approved - Closed
Medium	Acalanes Union High	Las Lomas High	Funding	55/61630-00-001	Eligibility & Funding Responses	CTE - 15-Day Response	6/18/2020	8/12/2020	8/11/2020	Approved - Closed
Small	Shoreline Unified	Tomaes High	Eligibility		Eligibility & Funding Responses	CTE - 15-Day Response	8/5/2020	8/13/2020	8/21/2020	Approved - Closed
Small	South Monterey County Joint Union High School	King City High	Funding	55/66068-00-002	Eligibility & Funding Responses	CTE - 15-Day Response	8/11/2020	8/13/2020	8/26/2020	Approved - Closed
Large	Los Angeles Unified	South Region High #8	Funding	56/64733-00-016	Audit Correspondence	Expenditure Closeout Review - Documentation Request	7/31/2020	8/14/2020	8/14/2020	Approved - Closed
Large	Santa Ana Unified	Century High CTE	Funding	59/66670-00-009	Eligibility & Funding Responses	CTE - 4-Day Response	8/4/2020	8/14/2020	8/14/2020	Approved - Closed
Large	Manteca Unified	East Union High CTE Project	Funding	55/68593-03-001	Eligibility & Funding Responses	CTE - 15-Day Response	7/31/2020	8/14/2020	8/14/2020	Approved - Closed
Small	Firebaugh-Las Deltas Unified	Firebaugh High	Funding	59/73809-00-004	Eligibility & Funding Responses	CTE - 15-Day Response	8/5/2020	8/14/2020	8/14/2020	Approved - Closed
Small	South Monterey County Joint Union High School	King City High	Funding	57/66068-00-001	Expenditure Reports	Form SAB 50-06 - Final Expenditure Report	5/29/2020	8/14/2020	8/14/2020	Approved - Closed
Medium	Wiseburn Unified	Da Vinci Science	Funding	55/76869-00-005	Eligibility & Funding Responses	CTE - 15-Day Response	8/11/2020	8/14/2020	8/17/2020	Approved - Closed
Medium	Wiseburn Unified	Da Vinci Communications	Funding	55/76869-00-006	Eligibility & Funding Responses	CTE - 15-Day Response	8/11/2020	8/14/2020	8/17/2020	Approved - Closed
Medium	Wiseburn Unified	Da Vinci Communications	Funding	55/76869-00-007	Eligibility & Funding Responses	CTE - 15-Day Response	8/11/2020	8/14/2020	8/17/2020	Approved - Closed
Medium	Wiseburn Unified	Da Vinci Science	Funding	55/76869-00-008	Eligibility & Funding Responses	CTE - 15-Day Response	8/10/2020	8/14/2020	8/17/2020	Approved - Closed
Large	Placentia-Yorba Linda Unified	Valencia High	Funding	57/66647-00-036	Expenditure Reports	Form SAB 50-06 - Final Expenditure Report	5/17/2020	8/17/2020	8/12/2020	Approved - Closed
Large	Fremont Unified	Mission San Jose High	Funding	50/61176-00-004	Expenditure Reports	Form SAB 50-06 - Annual Expenditure Report	7/27/2020	8/17/2020	8/18/2020	Approved - Closed
Medium	Wiseburn Unified	Da Vinci Science	Funding	55/76869-00-005	Eligibility & Funding Responses	CTE - 15-Day Response	8/14/2020	8/17/2020	8/17/2020	Approved - Closed
Medium	Wiseburn Unified	Da Vinci Communications	Funding	55/76869-00-006	Eligibility & Funding Responses	CTE - 15-Day Response	8/14/2020	8/17/2020	8/17/2020	Approved - Closed
Medium	Wiseburn Unified	Da Vinci Communications	Funding	55/76869-00-007	Eligibility & Funding Responses	CTE - 15-Day Response	8/14/2020	8/17/2020	8/17/2020	Approved - Closed
Medium	Wiseburn Unified	Da Vinci Science	Funding	55/76869-00-008	Eligibility & Funding Responses	CTE - 15-Day Response	8/14/2020	8/17/2020	8/17/2020	Approved - Closed
Large	Los Angeles Unified	Bright (Birdielee V) Elementary	Funding	61/64733-00-4012	Accounts Receivables	Accounts Receivable Payments	7/28/2020	8/18/2020	8/4/2020	Approved - Closed
Large	Sequoia Union High	Carlmont High	Funding	59/69062-00-002	Eligibility & Funding Responses	CTE - 15-Day Response	7/15/2020	8/18/2020	8/19/2020	Approved - Closed
Large	Los Angeles Unified	Sherman Oaks Center for Enriched Studies (SOCES)	Funding	55/64733-00-031	Eligibility & Funding Responses	CTE - 15-Day Response	8/11/2020	8/18/2020	8/17/2020	Approved - Closed
Large	Los Angeles Unified	Sherman Oaks Center for Enriched Studies (SOCES)	Funding	55/64733-00-032	Eligibility & Funding Responses	CTE - 15-Day Response	8/11/2020	8/18/2020	8/17/2020	Approved - Closed
Large	Sequoia Union High	Carlmont High	Funding	59/69062-00-002	Eligibility & Funding Responses	CTE - 15-Day Response	8/18/2020	8/20/2020	8/19/2020	Approved - Closed
Medium	Lamont Elementary	Lamont Elementary	Funding	70/63560-00-001	Full-Day Kindergarten	FDKFGP May 22nd Deadline for documents	5/22/2020	8/21/2020	8/21/2020	Approved - Closed
Large	Lodi Unified	Bear Creek High CTE	Funding	55/68585-00-003	Eligibility & Funding Responses	CTE - 15-Day Response	7/15/2020	8/21/2020	8/17/2020	Approved - Closed
Large	Pleasanton Unified	Foothill High	Funding	55/75101-00-008	Eligibility & Funding Responses	CTE - 15-Day Response	8/6/2020	8/21/2020	Withdrawn	Withdrawn
Large	Long Beach Unified	Richard Browning High	Funding	55/64725-05-003	Eligibility & Funding Responses	CTE - 15-Day Response	8/14/2020	8/21/2020	8/21/2020	Approved - Closed
Large	Pleasanton Unified	Foothill High	Funding	55/75101-00-008	Eligibility & Funding Responses	CTE - 4-Day Response	8/21/2020	8/25/2020	8/21/2020	Approved - Closed
Large	Moreno Valley Unified	March Mountain High	Funding	59/67124-00-001	Eligibility & Funding Responses	CTE - 4-Day Response	8/21/2020	8/26/2020	Denied	Denied
Medium	El Dorado Union High	Independence High and El Dorado High	Funding	57/61853-00-008 and 57/61853-00-009	Expenditure Reports	Form SAB 50-06 - Annual Expenditure Report	4/20/2020	8/28/2020	8/24/2020	Approved - Closed
Small	South Monterey County Joint Union High School	King City High	Funding	55/66068-00-002	Eligibility & Funding Responses	CTE - 15-Day Response	8/11/2020	8/28/2020	8/26/2020	Approved - Closed
Medium	Mendota Unified	McCabe Elementary	Funding	57/75127-00-006	Expenditure Reports	Form SAB 50-06 - Annual Expenditure Report	5/10/2020	8/31/2020	8/26/2020	Approved - Closed
Medium	Mendota Unified	Washington Elementary	Funding	57/75127-00-005	Expenditure Reports	Form SAB 50-06 - Annual Expenditure Report	5/10/2020	8/31/2020	8/26/2020	Approved - Closed
Small	Del Norte County Unified	Joe Hamilton Elementary	Funding	58/61820-00-001	Expenditure Reports	Form SAB 50-06 - Annual Expenditure Report	7/10/2020	8/31/2020	8/26/2020	Approved - Closed
Medium	Mendota Unified	"New" Elementary	Funding	50/75127-00-004	Audit Correspondence	Substantial Progress Review - Documentation Request	7/1/2020	8/31/2020	9/2/2020	Approved - Closed
Medium	Kings Canyon Joint Unified	Dunlap Elementary	Funding	57/62265-00-024	Expenditure Reports	Form SAB 50-06 - Final Expenditure Report	6/10/2020	8/31/2020	9/29/2020	Approved - Closed
Medium	Kings Canyon Joint Unified	Orange Cove High	Funding	50/62265-00-009	Expenditure Reports	Form SAB 50-06 - Final Expenditure Report	6/14/2020	8/31/2020	9/29/2020	Approved - Closed
Medium	Kings Canyon Joint Unified	Alta Elementary	Funding	50/62265-00-010	Expenditure Reports	Form SAB 50-06 - Final Expenditure Report	6/14/2020	8/31/2020	9/29/2020	Approved - Closed

School District Extension Requests
(as of November 30, 2020)

District Size	District Name	Project/Site Name	Type of Request	Project Number	Category of Request	Description of Deliverable	Original Due Date	Requested Extension Date	Receipt Date for Requested Documents	Status
Large	Riverside Unified	Ramona High	Funding	58/67215-00-001	Expenditure Reports	Form SAB 50-06 - Annual Expenditure Report	6/2/2020	8/31/2020	10/12/2020	Approved - Closed
Medium	Kings Canyon Joint Unified	Orange Cove High	Funding	50/62265-00-008	Expenditure Reports	Form SAB 50-06 - Annual Expenditure Report	7/10/2020	8/31/2020	9/29/2020	Approved - Closed
Large	Sequoia Union High	Redwood High	Funding	50/69062-01-014	Eligibility & Funding Responses	Form SAB 50-04 - 15-Day Response	3/26/2020	8/31/2020	Withdrawn	Withdrawn
Small	Northern Humboldt Union High	Arcata High - Fine Arts Building	Funding	59/62687-00-008	Eligibility & Funding Responses	CTE - 15-Day Response	7/14/2020	8/31/2020	8/18/2020	Approved - Closed
Small	Northern Humboldt Union High	Arcata High - Garden	Funding	59/62687-00-007	Eligibility & Funding Responses	CTE - 15-Day Response	7/14/2020	8/31/2020	8/18/2020	Approved - Closed
Large	Los Angeles Unified	Boyle Heights STEM Academy	Funding	55/64733-00-030	Eligibility & Funding Responses	CTE - 15-Day Response	8/24/2020	8/31/2020	8/28/2020	Approved - Closed
Medium	Snowline Joint Unified	New K-12	Funding	50/73957-00-016	Eligibility & Funding Responses	Financial Hardship Review - Documentation Request	6/15/2020	9/1/2020	10/15/2020	Approved - Closed
Medium	Snowline Joint Unified	New K-12	Funding	50/73957-00-017	Eligibility & Funding Responses	Financial Hardship Review - Documentation Request	6/15/2020	9/1/2020	10/15/2020	Approved - Closed
Medium	Snowline Joint Unified	New K-12	Funding	50/73957-00-018	Eligibility & Funding Responses	Financial Hardship Review - Documentation Request	6/15/2020	9/1/2020	10/15/2020	Approved - Closed
Large	Poway Unified	Stone Ranch Elementary	Funding	50/68296-00-021	Expenditure Reports	Form SAB 50-06 - Annual Expenditure Report	6/5/2020	9/1/2020	6/2/2020	Approved - Closed
Large	Central Unified	Hahn Phan Tilley	Funding	50/79365-00-019	Eligibility & Funding Responses	Form SAB 50-04 - 4-Day Response	8/14/2020	9/1/2020	9/22/2020	Approved - Closed
Medium	Santa Maria Joint Union High	CTE Center/Ag Farm	Funding	55/69310-00-005, 006, 007	Eligibility & Funding Responses	CTE - 4-Day Response	8/25/2020	9/1/2020	Withdrawn	Withdrawn
Large	Los Angeles Unified	Central Los Angeles Middle #1	Funding	50/64733-00-055	Audit Correspondence	Expenditure Closeout Review - Documentation Request	8/21/2020	9/4/2020	9/1/2020	Approved - Closed
Small	Tehama County Department of Education	New Construction Eligibility	Eligibility	55/63529-00-005	Eligibility & Funding Responses	Form SAB 50-01 - 15-Day Response	8/20/2020	9/4/2020	9/4/2020	Approved - Closed
Large	Kern High	Independence High	Funding	55/63529-00-016	Audit Correspondence	Substantial Progress Review - Documentation Request	6/7/2020	9/7/2020	9/4/2020	Approved - Closed
Large	Santa Ana Unified	Pacific Technology	Funding	54/66670-00-003	Expenditure Reports	Form SAB 50-06 - Final Expenditure Report	8/21/2020	9/7/2020	11/13/2020	Approved - Closed
Large	Los Angeles Unified	Canoga Park Senior High	Funding	59/64733-00-020	Audit Correspondence	Audit Correspondence	8/26/2020	9/9/2020	8/26/2020	Approved - Closed
Small	Liberty Elementary	Liberty Elementary	Funding	50/71985-00-002	Expenditure Reports	Form SAB 50-06 - Annual Expenditure Report	7/11/2020	9/11/2020	10/30/2020	Approved - Closed
Small	South Monterey County Joint Union High School	King City High	Funding	57/66068-00-001	Expenditure Reports	Form SAB 50-06 - Final Expenditure Report	5/29/2020	9/11/2020	12/01/2020 PAST DUE	Approved - PENDING
Medium	Los Angeles County Office of Education	Paramount Elementary	Funding	50/10199-00-013	Audit Correspondence	SOPFE	8/31/2020	9/11/2020	9/8/2020	Approved - Closed
Medium	Sierra Sands Unified	Burroughs High	Funding	58/73742-00-005	Expenditure Reports	Form SAB 50-06 - Final Expenditure Report	6/26/2020	9/14/2020	9/11/2020	Approved - Closed
Medium	Hollister Elementary	Santana Ranch	Funding	50/67470-00-003	Eligibility & Funding Responses	Form SAB 50-04 - 4-Day Response	9/10/2020	9/14/2020	9/11/2020	Approved - Closed
Large	Oakland Unified	Met West High	Funding	50/61259-50-001	Audit Correspondence	Audit Correspondence	9/3/2020	9/17/2020	9/23/2020	Approved - Closed
Large	Lancaster Elementary	Linda Verde Elementary	Eligibility		Eligibility & Funding Responses	Form SAB 50-01 - 15-Day Response	5/27/2020	9/18/2020	Withdrawn	Withdrawn
Large	Fremont Unified	Lila Bringham Elementary	Funding	50/61176-00-011	Eligibility & Funding Responses	Form SAB 50-04 - 4-Day Response	9/18/2020	9/24/2020	9/1/2020	Approved - Closed
Large	Santa Ana Unified	Magnolia Science Academy - Santa Ana (formerly known as, Pacific Technology)	Funding	54/66670-00-003	Expenditure Reports	Form SAB 50-06 - Final Expenditure Report	8/21/2020	9/25/2020	10/5/2020	Approved - Closed
Large	Los Angeles Unified	South Region Elementary #10	Funding	53/64733-00-555	Audit Correspondence	Expenditure Closeout Review - Documentation Request	9/17/2020	9/25/2020	9/29/2020	Approved - Closed
Large	Milpitas Unified	Mabel Mattos Elementary	Funding	50/73387-00-001	Eligibility & Funding Responses	Form SAB 50-04 - 4-Day Response	9/22/2020	9/25/2020	9/24/2020	Approved - Closed
Medium	Alisal Union	New Elementary #12	Funding	50/65961-00-006	Audit Correspondence	Summary of Project Financing and Expenditures response	8/7/2020	9/30/2020	5/15/2020	Approved - Closed
Medium	Alisal Union	New Elementary #14 (Matsui)	Funding	50/65961-00-007	Audit Correspondence	Summary of Project Financing and Expenditures response	8/7/2020	9/30/2020	5/15/2020	Approved - Closed
Small	Sausalito Marin City	Bayside Martin Luther King Jr Academy	Funding	58/65474-00-001	Expenditure Reports	Form SAB 50-06 - Final Expenditure Report	8/13/2020	9/30/2020	12/01/2020 PAST DUE	Approved - PENDING
Large	Anaheim Union High	CTE Funding - Katella HS Culinary Arts	Funding	59/66431-02-001	Eligibility & Funding Responses	CTE - 15-Day Response	7/31/2020	9/30/2020	Denied	Denied
Large	Los Angeles Unified	Alliance Morgan McKinzie High	Funding	54/64733-00-047	Expenditure Reports	Form SAB 50-06 - Final Expenditure Report	7/1/2020	9/30/2020	12/01/2020 PAST DUE	Approved - PENDING
Large	Riverside County Office of Education	Jurupa Community	Funding	50/10330-98-016; 50/10330-99-009	Audit Correspondence	Audit Correspondence	9/17/2020	9/30/2020	9/28/2020	Approved - Closed
Small	St. Helena Unified	St. Helena High	Funding	58/66290-00-001	Eligibility & Funding Responses	Form SAB 50-04 - 15-Day Response	10/5/2020	10/12/2020	10/12/2020	Approved - Closed
Medium	Kings Canyon Joint Unified	Dunlap Elementary	Funding	57/62265-00-024	Expenditure Reports	Form SAB 50-06 - Final Expenditure Report	6/10/2020	10/16/2020	9/29/2020	Approved - Closed
Medium	Kings Canyon Joint Unified	Alta Elementary	Funding	50/62265-00-010	Expenditure Reports	Form SAB 50-06 - Final Expenditure Report	6/14/2020	10/16/2020	9/29/2020	Approved - Closed
Medium	Kings Canyon Joint Unified	Orange Cove High	Funding	50/62265-00-009	Expenditure Reports	Form SAB 50-06 - Annual Expenditure Report	6/14/2020	10/16/2020	9/29/2020	Approved - Closed
Medium	Kings Canyon Joint Unified	Orange Cove High	Funding	50/62265-00-008	Expenditure Reports	Form SAB 50-06 - Annual Expenditure Report	7/10/2020	10/16/2020	9/29/2020	Approved - Closed
Small	Muroc Joint Unified	Irving L. Branch Elementary	Funding	51/63685-00-002	Audit Correspondence	Substantial Progress Review - Documentation Request	7/15/2020	10/16/2020	9/15/2020	Approved - Closed
Small	Muroc Joint Unified	Bailey Elementary	Funding	51/63685-00-003	Audit Correspondence	Substantial Progress Review - Documentation Request	7/15/2020	10/16/2020	9/15/2020	Approved - Closed
Small	Muroc Joint Unified	Bailey Elementary	Funding	57/63685-00-009	Audit Correspondence	Substantial Progress Review - Documentation Request	7/15/2020	10/16/2020	9/15/2020	Approved - Closed
Medium	Western Placer Unified	New High #2/Twelve Bridges High	Funding	55/66951-00-001	Expenditure Reports	Form SAB 50-06 - Annual Expenditure Report	9/25/2020	10/16/2020	10/14/2020	Approved - Closed
Large	Napa Valley Unified	Napa Junction Elementary	Funding	51/66266-00-002	Eligibility & Funding Responses	Form SAB 50-04 - 15-Day Response	10/5/2020	10/19/2020	10/19/2020	Approved - Closed
Small	Gustine Unified	Gustine Elementary and Gustine Middle	Funding	58/73619-00-001 and 58/73619-00-002	Eligibility & Funding Responses	Form SAB 50-04 - 15-Day Response	10/9/2020	10/19/2020	10/19/2020	Approved - Closed
Small	South Monterey County Joint Union High School	King City High	Funding	59/66068-00-002	Fund Release	Form SAB 50-05 Submittal	9/25/2020	10/23/2020	8/26/2020	Approved - Closed
Large	Santa Ana Unified	Pacific Technology	Funding	54/66670-00-003	Expenditure Reports	Form SAB 50-06 - Final Expenditure Report	9/25/2020	10/23/2020	12/01/2020 PAST DUE	Approved - PENDING
Large	Oxnard Union High	Oxnard High - Mechatronics Lab	Funding	59/72546-00-008	Eligibility & Funding Responses	CTE Funding Request	9/25/2020	10/23/2020	10/24/2020	Approved - Closed
Large	Los Angeles Unified	Marvin Elementary	Funding	57/64733-00-608	Eligibility & Funding Responses	Form SAB 50-04 - 15-Day Response	10/21/2020	10/28/2020	10/28/2020	Approved - Closed
Large	San Ramon Valley Unified	Monte Vista High	Funding	50/61804-02-007	Audit Correspondence	Substantial Progress Review - Documentation Request	10/23/2020	10/28/2020	10/28/2020	Approved - Closed
Large	San Ramon Valley Unified	Dougherty Valley High	Funding	50/61804-02-009	Substantial Progress	Substantial Progress Checklist	10/23/2020	10/28/2020	10/28/2020	Approved - Closed

School District Extension Requests
(as of November 30, 2020)

District Size	District Name	Project/Site Name	Type of Request	Project Number	Category of Request	Description of Deliverable	Original Due Date	Requested Extension Date	Receipt Date for Requested Documents	Status
Large	San Ramon Valley Unified	Gale Ranch Middle	Funding	50/61804-02-008	Substantial Progress	Substantial Progress Checklist	10/23/2020	10/28/2020	10/28/2020	Approved - Closed
Large	Los Angeles Unified	Miller Elementary	Funding	57/64733-00-607	Eligibility & Funding Responses	Form SAB 50-04 - 4-Day Response	10/22/2020	10/29/2020	10/23/2020	Approved - Closed
Large	Los Angeles Unified	Perez (Alphonso B.) Special Ed Center	Funding	57/64733-00-606	Eligibility & Funding Responses	Form SAB 50-04 - 4-Day Response	10/22/2020	10/29/2020	10/29/2020	Approved - Closed
Small	Old Adobe Union	Old Adobe Elementary	Funding	54/70847-00-005	Audit Correspondence	Substantial Progress Review - Documentation Request	9/30/2020	10/30/2020	10/28/2020	Approved - Closed
Medium	Alisal Union	New Elementary #12 & New Elementary #14	Funding	50/65961-00-006 & -007	Audit Correspondence	SOPFE response	8/7/2020	10/30/2020	Withdrawn	Withdrawn
Large	Chaffey Joint Union High	Chaffey High	Funding	57/67652-00-006 50/10330-98-016 & 50/10330-99-009	Eligibility & Funding Responses	Form SAB 50-04 - 15-Day Response	10/1/2020	10/30/2020	10/6/2020	Approved - Closed
Large	Riverside County Office of Education	Jurupa Community	Funding		Audit Correspondence	Expenditure Closeout Review - Documentation Request	9/30/2020	10/31/2020	11/9/2020	Approved - Closed
Small	Glenn County Office of Education	William Finch Charter	Funding	55/10116-00-001	Eligibility & Funding Responses	CTE - 15-Day Response	7/16/2020	11/2/2020	Denied	Denied
Medium	Patterson Joint Unified	Patterson High	Funding	50/71217-00-009	Audit Correspondence	Substantial Progress Review - Documentation Request	10/23/2020	11/6/2020	11/20/2020	Approved - Closed
Large	Santa Ana Unified	Pacific Technology	Funding	54/66670-00-003	Expenditure Reports	Form SAB 50-06 - Final Expenditure Report	10/23/2020	11/6/2020	11/5/2020	Approved - Closed
Small	South Monterey County Joint Union High School	King City High	Funding	59/66068-00-002	Eligibility & Funding Responses	CDE/DSA Approvals Submittal	10/23/2020	11/9/2020	8/26/2020	Approved - Closed
Small	Palo Verde Union Elementary	Palo Verde Elementary	Funding	50/72033-00-002	Eligibility & Funding Responses	Review of Appeal Request	9/21/2020	11/18/2020	Withdrawn	Withdrawn
Large	Corona-Norco Unified	High School Attendance Area Establishment	Eligibility		Eligibility & Funding Responses	SAB Form 50-1, 50-02, 50-03 to establish High School Attendance Areas for CNUSD	10/23/2020	11/20/2020	Withdrawn	Withdrawn
Small	Gerber Union	Gerber Elementary	Eligibility		Eligibility & Funding Responses	Financial Hardship Review - Documentation Request	10/17/2020	11/20/2020	11/18/2020	Approved - Closed
Medium	Southern Kern Unified	Hamilton/Rosamond Elementary	Eligibility		Eligibility & Funding Responses	Financial Hardship Review - Documentation Request	10/17/2020	11/20/2020	11/19/2020	Approved - Closed
Medium	Center Joint USD	Oak Hill Elementary	Funding	70/73973-00-005	Full-Day Kindergarten	FDKFGP October 23 Deadline	10/23/2020	11/20/2020	Withdrawn	Withdrawn
Medium	Patterson Joint Unified	Patterson High	Funding	50/71217-00-009	Audit Correspondence	Substantial Progress Review - Documentation Request	11/6/2020	11/20/2020	11/20/2020	Approved - Closed
Small	South Fork Union	South Fork Elementary	Funding	63784-003	Fund Release	Fund Release Authorization (Form SAB 70-02)	10/23/2020	11/23/2020	Withdrawn	Withdrawn
Medium	Romoland Elementary	Romoland Elementary	Funding	57/67231-00-002	Eligibility & Funding Responses	Form SAB 50-04 - 15-Day Response	11/13/2020	11/23/2020	11/23/2020	Approved - Closed
Medium	Lindsay Unified	Lincoln Elementary	Funding	70/71993-00-006	Full-Day Kindergarten	FDKFGP Submittal Deadline	10/23/2020	11/30/2020	10/28/2020	Approved - Closed
Small	Guadalupe Union Elementary	New Middle	Funding	50/69203-00-001	Eligibility & Funding Responses	Financial Hardship Review - Documentation Request	10/17/2020	11/30/2020	11/17/2020	Approved - Closed
Large	Anaheim Union High	Oxford Academy CTE	Funding	59/66431-05-001	Expenditure Reports	Form SAB 50-06 - Annual Expenditure Report	5/31/2020	11/30/2020	12/01/2020	Approved - PENDING
Small	Liberty Elementary	Liberty Elementary District	Funding	50/71985-00-002	Expenditure Reports	Form SAB 50-06 - Final Expenditure Report	10/23/2020	11/30/2020	PAST DUE	Approved - PENDING
Large	Riverside County Office of Education	Jurupa Community	Funding	50/10330-98-016 & 50/10330-99-009	Audit Correspondence	Audit Correspondence	10/30/2020	11/30/2020	12/01/2020	Approved - PENDING
Large	Rocklin Unified	Maria Montessori Charter Academy	Funding	54/75085-00-001	Expenditure Reports	Form SAB 50-06 - Annual Expenditure Report	6/4/2010	12/1/2020	12/01/2020	Approved - PENDING
Large	Visalia Unified	Mineral King Elementary	Funding	57/72256-00-022	Eligibility & Funding Responses	Form SAB 50-03 - 15-Day Response	10/28/2020	12/3/2020	PAST DUE	Approved - PENDING
Small	Millville Elementary	Millville Elementary	Funding	57/70052-00-003	Eligibility & Funding Responses	Form SAB 50-04 - 15-Day Response	11/23/2020	12/7/2020		Approved - PENDING
Small	Millville Elementary	Millville Elementary	Funding	50/70052-00-002	Eligibility & Funding Responses	Form SAB 50-04 - 15-Day Response	11/20/2020	12/7/2020		Approved - PENDING
Medium	Hollister Elementary	Sunnyslope	Funding	50/67470-00-004	Eligibility & Funding Responses	Form SAB 50-04 - 15-Day Response	11/17/2020	12/11/2020	Denied	Denied
Medium	Tahoe-Truckee Joint Unified	North Tahoe High CTE	Funding	55/66944-00-003	Expenditure Reports	Form SAB 50-06 - Annual Expenditure Report	11/24/2020	12/11/2020		Approved - PENDING
Large	Sanger Unified	Lincoln Elementary	Funding	57/62414-00-014	Expenditure Reports	Form SAB 50-06 - Annual Expenditure Report	10/25/2020	12/15/2020		Approved - PENDING
Large	Sanger Unified	Sanger High	Funding	50/62414-00-015	Expenditure Reports	Form SAB 50-06 - Annual Expenditure Report	10/25/2020	12/15/2020		Approved - PENDING
Medium	Wasco Elementary	Teresa Burke Elementary	Funding	50/63842-00-004	Eligibility & Funding Responses	Form SAB 50-04 - 15-Day Response	11/21/2020	12/16/2020		Approved - PENDING
Small	Plaza Elementary	Plaza Elementary	Eligibility	50/62638-00-002	Expenditure Reports	Form SAB 50-06 - Annual Expenditure Report	10/16/2020	12/18/2020		Approved - PENDING
Small	Plaza Elementary	Plaza Elementary	Eligibility	57/62638-00-001	Expenditure Reports	Form SAB 50-06 - Annual Expenditure Report	11/18/2020	12/18/2020		Approved - PENDING
Large	Chico Unified	Chico High CTEFP	Funding	59/61424-00-008	Eligibility & Funding Responses	Submittal of DSA and CDE Approvals for CTEFP Application	9/25/2020	12/25/2020		Approved - PENDING
Large	San Diego Unified	Magnolia Science Academy	Funding	54/68338-02-002	Expenditure Reports	Form SAB 50-06 - Final Expenditure Report	11/16/2020	12/28/2020		Approved - PENDING
Small	Golden Plains Unified	Tranquility High	Funding	59/75234-00-002	Eligibility & Funding Responses	DSA/CDE Approvals for CTE ROF Project	9/24/2020	12/31/2020		Approved - PENDING
Large	Clovis Unified	Clovis East High CTE	Funding	55/62117-00-014	Eligibility & Funding Responses	RESERVATION OF FUNDS	9/25/2020	12/31/2020		Approved - PENDING
Medium	Greenfield Union	Planz Elementary	Funding	70/63503-00-001	Full-Day Kindergarten	SAB 70-02 and contracts	10/23/2020	12/31/2020		Approved - PENDING
Medium	Sierra Sands Unified	Burroughs High	Funding	58/73742-00-005	Expenditure Reports	Form SAB 50-06 - Final Expenditure Report	9/14/2020	12/31/2020		Approved - PENDING
Large	Clovis Unified	Buchanan High CTE	Funding	55/62117-00-013	Eligibility & Funding Responses	RESERVATION OF FUNDS	9/25/2020	1/8/2021		Approved - PENDING
Large	San Francisco Unified	Burton High	Funding	57/68478-26-005	Expenditure Reports	Form SAB 50-06 - Final Expenditure Report	10/31/2020	1/8/2021		Approved - PENDING
Large	San Francisco Unified	Paul Revere Elementary	Funding	57/68478-00-057	Expenditure Reports	Form SAB 50-06 - Final Expenditure Report	10/31/2020	1/8/2021		Approved - PENDING
Large	San Francisco Unified	Daniel Webster Elementary	Funding	57/68478-00-056	Expenditure Reports	Form SAB 50-06 - Final Expenditure Report	10/31/2020	1/8/2021		Approved - PENDING
Large	San Francisco Unified	Longfellow Elementary	Funding	57/68478-00-055	Expenditure Reports	Form SAB 50-06 - Final Expenditure Report	10/31/2020	1/8/2021		Approved - PENDING
Large	San Francisco Unified	McKinley Elementary	Funding	57/68478-00-054	Expenditure Reports	Form SAB 50-06 - Final Expenditure Report	10/31/2020	1/8/2021		Approved - PENDING
Large	San Francisco Unified	Ruth Asawa (SOTA) High	Funding	57/68478-00-053	Expenditure Reports	Form SAB 50-06 - Final Expenditure Report	10/31/2020	1/8/2021		Approved - PENDING
Large	San Francisco Unified	Academy of Arts High	Funding	57/68478-00-052	Expenditure Reports	Form SAB 50-06 - Final Expenditure Report	10/31/2020	1/8/2021		Approved - PENDING
Large	San Francisco Unified	James Lick Middle	Funding	57/68478-00-051	Expenditure Reports	Form SAB 50-06 - Final Expenditure Report	10/31/2020	1/8/2021		Approved - PENDING
Medium	Sulphur Springs Union Elementary	Valley View Elementary	Funding	50/65045-00-010	Expenditure Reports	Form SAB 50-06 - Annual Expenditure Report	10/31/2020	1/8/2021		Approved - PENDING
Large	Oxnard Elementary	Fremont Intermediate	Funding	57/72538-00-026	Expenditure Reports	Form SAB 50-06 - Annual Expenditure Report	10/24/2020	1/8/2021		Approved - PENDING
Large	Oxnard Elementary	Harrington Elementary	Funding	50/72538-00-011	Expenditure Reports	Form SAB 50-06 - Annual Expenditure Report	10/23/2020	1/8/2021		Approved - PENDING
Medium	Ripon Unified	Weston Elementary	Funding	50/68650-00-006 and 57/68650-00-003	Expenditure Reports	Form SAB 50-06 - Annual Expenditure Report	10/23/2020	1/8/2021		Approved - PENDING

School District Extension Requests
(as of November 30, 2020)

District Size	District Name	Project/Site Name	Type of Request	Project Number	Category of Request	Description of Deliverable	Original Due Date	Requested Extension Date	Receipt Date for Requested Documents	Status
Small	Island Union Elementary	Island Elementary	Funding	70/63933-00-001	Full-Day Kindergarten	Form SAB 70-02	10/23/2020	1/15/2021	Denied	Denied
Small	McCabe Union Elementary	McCabe Elementary	Funding	70/63180-00-001	Full-Day Kindergarten	FDKFGP October 23rd Deadline	10/23/2020	1/15/2021		Approved - PENDING
Small	Ducor Union Elementary	Ducor Elementary	Funding	70/71894-00-001	Full-Day Kindergarten	FDKFGP October 23rd Deadline	10/23/2020	1/15/2021		Approved - PENDING
Small	Wilsona Elementary	Vista San Gabriel Elementary	Funding	70/65151-00-001	Full-Day Kindergarten	FDKFGP October 23rd Deadline	10/23/2020	1/15/2021		Approved - PENDING
Medium	Reef Sunset Unified	Avenal Elementary	Funding	70/73932-00-001	Full-Day Kindergarten	FDKFGP October 23rd Deadline	10/23/2020	1/15/2021		Approved - PENDING
Small	Planada Elementary	Planada Elementary	Funding	70/65821-00-001	Full-Day Kindergarten	FDKFGP October 23rd Deadline	10/23/2020	1/15/2021		Approved - PENDING
Small	Needles Unified	Vista Colorado Elementary	Funding	70/67801-00-002	Full-Day Kindergarten	FDKFGP October 23rd Deadline	10/23/2020	1/15/2021		Approved - PENDING
Medium	Delano Union Elementary	Fremont Elementary	Funding	70/63404-00-005	Full-Day Kindergarten	FDKFGP October 23 Deadline	10/23/2020	1/15/2021		Approved - PENDING
Medium	Lamont Elementary	Alicante Elementary	Funding	70/63560-00-003	Full-Day Kindergarten	FDKFGP October 23 Deadline	10/23/2020	1/15/2021		Approved - PENDING
Medium	Eastside Union	New Community Day	Funding	50/64477-00-010	Accounts Receivables	Accounts Receivable Payments	10/26/2020	1/19/2021		Approved - PENDING
Large	San Diego Unified	Kearny High - CTE	Funding	59/68338-00-015	Eligibility & Funding Responses	Submission of CDE/DSA approval letters	9/24/2020	1/25/2021		Approved - PENDING
Large	Centinela Valley Union High	Leuzinger High	Funding	55/64352-00-005	Expenditure Reports	Form SAB 50-06 - Annual Expenditure Report	11/12/2020	1/29/2021		Approved - PENDING
Medium	Southern Kern Unified	Rosamond Elementary	Funding	70/63776-00-003	Fund Release	Fund Release Authorization (Form SAB 70-02)	10/23/2020	2/15/2021		Approved - PENDING
Medium	Banning Unified	Banning High CTE	Funding	55/66985-00-002	Expenditure Reports	Form SAB 50-06 - Annual Expenditure Report	10/18/2020	2/18/2021		Approved - PENDING
Medium	San Lorenzo Valley Unified	San Lorenzo Valley High	Funding	55-69807-00-002	Eligibility & Funding Responses	CDE and DSA Plan Approval Letters	9/24/2020	3/24/2021		Approved - PENDING
Medium	San Lorenzo Valley Unified	San Lorenzo Valley High	Funding	55-69807-00-003	Eligibility & Funding Responses	CDE and DSA Plan Approval Letters	9/24/2020	3/24/2021		Approved - PENDING
Large	Chico Unified	Chico High	Funding	59/61424-00-008	Eligibility & Funding Responses	Submission of DSA and CDE approved plans.	12/25/2020	3/25/2021		Approved - PENDING
Small	Hope Elementary	Hope Elementary	Funding	70/71944-00-001	Full-Day Kindergarten	FDKFGP - 4-Day Response	10/23/2020	4/23/2021		Approved - PENDING
Medium	San Lorenzo Valley Unified	San Lorenzo Valley High	Funding	55/69807-00-002 and 55/69807-00-003	Eligibility & Funding Responses	CTEFP CDE & DSA Plan Approval Letters	3/24/2021	4/30/2021		Approved - PENDING
Large	Fontana Unified	Kathy Binks Elementary	Funding	70/67710-00-020	Full-Day Kindergarten	FDKFGP Fund Release Authorization	10/23/2020	5/3/2021		Approved - PENDING
Small	Lagunita Elementary	Lagunita Elementary	Funding	50/66076-00-002 & 57/66076-00-001	Substantial Progress	Substantial Progress Checklist	5/8/2020	5/7/2021	Denied	Denied
Large	Acton-Agua Dulce Unified	Vasquez High	Funding	75309-00-001	Expenditure Reports	Form SAB 50-06 - Final Expenditure Report	5/29/2020	5/28/2021	10/7/2020	Approved - Closed
Large	San Bernardino City Unified	Pacific High	Funding	55/67876-00-001	Expenditure Reports	Form SAB 50-06 - Annual Expenditure Report	6/11/2020	6/11/2021		Approved - PENDING
Small	Klamath-Trinity Joint Unified	I -Tech/ Hoopa Valley High	Funding	51/62901-00-015	Fund Release	Form SAB 50-05 Submittal	8/25/2020	8/24/2021	Withdrawn	Withdrawn
Small	Hilmar Unified	Hilmar High	Funding	55/65698-00-001	Eligibility & Funding Responses	CTEFP CDE/DSA approvals deadline	5/22/2021	9/22/2021		Under Review, Awaiting Decision
Large	Napa Valley Unified	Vintage High	Funding	55/66266-00-005 and 55/66266-00-006	Fund Release	Form SAB 50-05 Submittal	9/24/2020	9/24/2021	Withdrawn	Withdrawn
Large	Long Beach Unified	Jordan High	Funding	55/64725-00-008	Eligibility & Funding Responses	CDA and DSA Approvals	9/24/2020	9/24/2021		Approved - PENDING
Large	Long Beach Unified	Jordan High	Funding	55/64725-00-007	Eligibility & Funding Responses	CDA and DSA Approvals	9/24/2020	9/24/2021		Approved - PENDING
Large	Long Beach Unified	Renaissance High	Funding	55/64725-00-006	Eligibility & Funding Responses	CDA and DSA Approvals	9/24/2020	9/24/2021		Approved - PENDING
Large	San Bernardino City Unified	Del Rosa Elementary	Funding	70/67876-00-001	Full-Day Kindergarten	Form SAB 70-02	10/23/2020	10/23/2021		Approved - PENDING
Large	Santa Ana Unified	Valley High - Career and Technical Education (Culinary Arts)	Funding	55/66670-00-003	Eligibility & Funding Responses	CTE/DSA Plan Approvals	5/26/2021	10/26/2021	Denied	Denied
Small	Golden Plains Unified	Tranquility High	Funding	59/75234-00-002	Eligibility & Funding Responses	DSA/CDE Approvals For CTE ROF Project	9/24/2020	4/30/2022		Approved - PENDING
Medium	Greenfield Union Elementary	Mary Chapa Academy Elementary	Funding	71/66035-00-001	Audit Correspondence	Substantial Progress Appeal Item SAB 189 related to change in scope and a time extension to complete the project.	5/22/2020	6/30/2022	Denied	Denied
Large	San Diego Unified	America's Finest Charter	Funding	54/68338-00-003	Eligibility & Funding Responses	Conversion from PA to final apportionment SAB 50-04	1/24/2022	7/22/2022	Withdrawn	Withdrawn
Large	San Bernardino City Unified	Pacific High	Funding	55/67876-00-001	Expenditure Reports	4-year Project Completion SFP Regulation Section 1859.199	6/11/2023	6/11/2024	Denied	Denied

INFORMATION ITEM

FULL-DAY KINDERGARTEN FACILITIES GRANT PROGRAM (as of October 31, 2020)

The applications on this list represent Full-Day Kindergarten Facilities Grant Program projects in date order received through September 30, 2020. These applications have been received and are currently being reviewed by the Office of Public School Construction.

Published monthly in the SAB Agenda.

This report is also located on the [OPSC Website](#)

Full-Day Kindergarten Facilities Grant Program
- Workload as of October 31, 2020 -

District	County	Site Name	Application Number	OPSC Date Received	Estimated State Grant (a)	Financial Hardship (b)	Estimated SAB Date
Chico Unified	Butte	Emma Wilson Elementary	70/61424-00-007	5/30/2019	\$ 1,251,446	TBD	TBD
Chico Unified	Butte	Mcmanus Elementary	70/61424-00-008	5/30/2019	\$ 1,668,595	TBD	TBD
Chico Unified	Butte	Marigold Elementary	70/61424-00-009	5/30/2019	\$ 1,668,595	TBD	TBD
Chico Unified	Butte	Neal Dow Elementary	70/61424-00-010	5/30/2019	\$ 414,149	TBD	TBD
Chico Unified	Butte	Sierra View Elementary	70/61424-00-011	5/30/2019	\$ 1,251,446	TBD	TBD
Chico Unified	Butte	Rosedale Elementary	70/61424-00-012	5/30/2019	\$ 1,668,595	TBD	TBD
Chico Unified	Butte	Hooker Oak Elementary	70/61424-00-013	5/30/2019	\$ 1,251,446	TBD	TBD
Martinez Unified	Contra Costa	John Muir Elementary	70/61739-00-002	5/30/2019	\$ 834,298	TBD	TBD
West Contra Costa Unified	Contra Costa	Wilson Elementary	70/61796-00-001	5/29/2019	\$ 1,251,446	TBD	TBD
Fowler Unified	Fresno	Marshall Elementary	70/62158-00-003	5/30/2019	\$ 2,920,041	TBD	TBD
Fowler Unified	Fresno	Malaga Elementary	70/62158-00-004	5/30/2019	\$ 834,298	TBD	TBD
Fresno Unified	Fresno	Addams Elementary	70/62166-00-006	5/9/2019	\$ 834,298	TBD	TBD
Fresno Unified	Fresno	Del Mar Elementary	70/62166-00-007	5/9/2019	\$ 1,251,446	TBD	TBD
Fresno Unified	Fresno	Ewing Elementary	70/62166-00-008	5/9/2019	\$ 1,668,595	TBD	TBD
Sanger Unified	Fresno	Lone Star Elementary	70/62414-00-005	5/20/2019	\$ 1,251,446	TBD	TBD
Sanger Unified	Fresno	Lincoln Elementary	70/62414-00-006	5/20/2019	\$ 834,298	TBD	TBD
Sanger Unified	Fresno	Wilson Elementary	70/62414-00-007	5/20/2019	\$ 834,298	TBD	TBD
Sanger Unified	Fresno	Madison Elementary	70/62414-00-008	5/20/2019	\$ 834,298	TBD	TBD
Sanger Unified	Fresno	John Wash Elementary	70/62414-00-009	5/20/2019	\$ 834,298	TBD	TBD
Selma Unified	Fresno	Andrew Jackson Elementary	70/62430-00-008	5/9/2019	\$ 1,668,595	TBD	TBD
Selma Unified	Fresno	Theodore Roosevelt Elementary	70/62430-00-009	5/9/2019	\$ 1,668,595	TBD	TBD
Selma Unified	Fresno	George Washington Elementary	70/62430-00-010	5/9/2019	\$ 1,668,595	TBD	TBD
Selma Unified	Fresno	Indianola Elementary	70/62430-00-011	5/9/2019	\$ 834,298	TBD	TBD
Selma Unified	Fresno	Woodrow Wilson Elementary	70/62430-00-012	5/9/2019	\$ 834,298	TBD	TBD
Selma Unified	Fresno	Garfield Elementary	70/62430-00-013	5/9/2019	\$ 834,298	TBD	TBD
Selma Unified	Fresno	Terry Elementary	70/62430-00-014	5/9/2019	\$ 417,149	TBD	TBD
El Centro Elementary	Imperial	Lincoln Elementary	70/63123-00-004	5/15/2019	\$ 834,298	TBD	TBD
El Centro Elementary	Imperial	Hendrick Elementary	70/63123-00-005	5/15/2019	\$ 834,298	TBD	TBD
El Centro Elementary	Imperial	Harding Elementary	70/63123-00-006	5/15/2019	\$ 834,298	TBD	TBD
Delano Union Elementary	Kern	Morningside Elementary	70/63404-00-006	5/9/2019	\$ 834,298	TBD	TBD
Delano Union Elementary	Kern	Terrace Elementary	70/63404-00-007	5/9/2019	\$ 417,149	TBD	TBD
Delano Union Elementary	Kern	Princeton Street Elementary	70/63404-00-008	5/9/2019	\$ 417,149	TBD	TBD
Greenfield Union	Kern	Palla Elementary	70/63503-00-002	5/15/2019	\$ 2,085,744	TBD	TBD
Greenfield Union	Kern	Plantation Elementary	70/63503-00-003	5/15/2019	\$ 834,298	TBD	TBD
Greenfield Union	Kern	Kendrick Elementary	70/63503-00-004	5/15/2019	\$ 1,251,446	TBD	TBD
Greenfield Union	Kern	Fairview Elementary	70/63503-00-005	5/15/2019	\$ 834,298	TBD	TBD
Greenfield Union	Kern	Valle Verde Elementary	70/63503-00-006	5/15/2019	\$ 2,085,744	TBD	TBD
Greenfield Union	Kern	Granite Pointe Elementary	70/63503-00-007	5/15/2019	\$ 1,251,446	TBD	TBD
Greenfield Union	Kern	Horizon Elementary	70/63503-00-008	5/15/2019	\$ 417,149	TBD	TBD
Southern Kern Unified	Kern	Westpark Elementary	70/63776-00-004	5/9/2019	\$ 1,668,595	TBD	TBD
Standard Elementary	Kern	Wingland Elementary	70/63792-00-005	5/14/2019	\$ 2,502,893	TBD	TBD
Standard Elementary	Kern	Highland Elementary	70/63792-00-006	5/14/2019	\$ 2,085,744	TBD	TBD
Armona Union Elementary	Kings	Armona Elementary	70/63875-00-002	5/13/2019	\$ 1,676,055	TBD	TBD
Hanford Elementary	Kings	Lincoln Elementary	70/63917-00-003	5/6/2019	\$ 1,258,906	TBD	TBD
Hanford Elementary	Kings	Monroe Elementary	70/63917-00-004	5/6/2019	\$ 841,758	TBD	TBD
Kit Carson Union Elementary	Kings	Kit Carson Elementary	70/63958-00-002	5/1/2019	\$ 424,609	TBD	TBD
Lennox Elementary	Los Angeles	Moffett Elementary	70/64709-00-002	5/23/2019	\$ 1,668,595	TBD	TBD
Lennox Elementary	Los Angeles	Dolores Huerta Elementary	70/64709-00-003	5/23/2019	\$ 1,668,595	TBD	TBD
Lennox Elementary	Los Angeles	Jefferson Elementary	70/64709-00-004	5/23/2019	\$ 3,337,190	TBD	TBD
San Marino Unified	Los Angeles	Carver Elementary	70/64964-00-001	5/30/2019	\$ 834,298	TBD	TBD
San Marino Unified	Los Angeles	Valentine Elementary	70/64964-00-002	5/30/2019	\$ 834,298	TBD	TBD
Sulphur Springs Union	Los Angeles	Pinetree Community	70/65045-00-010	5/9/2019	\$ 2,085,744	TBD	TBD
Sulphur Springs Union	Los Angeles	Mitchell Community	70/65045-00-011	5/9/2019	\$ 2,085,744	TBD	TBD
Sulphur Springs Union	Los Angeles	Sulphur Springs Community	70/65045-00-012	5/9/2019	\$ 1,668,595	TBD	TBD
Sulphur Springs Union	Los Angeles	Leona Cox Community	70/65045-00-013	5/9/2019	\$ 1,251,446	TBD	TBD

Full-Day Kindergarten Facilities Grant Program
- Workload as of October 31, 2020 -

District	County	Site Name	Application Number	OPSC Date Received	Estimated State Grant (a)	Financial Hardship (b)	Estimated SAB Date
Sulphur Springs Union	Los Angeles	Canyon Springs Community	70/65045-00-014	5/9/2019	\$ 1,251,446	TBD	TBD
Sulphur Springs Union	Los Angeles	Mint Canyon Community	70/65045-00-015	5/9/2019	\$ 1,251,446	TBD	TBD
Sulphur Springs Union	Los Angeles	Fair Oaks Ranch Community	70/65045-00-016	5/9/2019	\$ 2,920,041	TBD	TBD
Sulphur Springs Union	Los Angeles	Golden Oak Community	70/65045-00-017	5/9/2019	\$ 1,251,446	TBD	TBD
San Rafael City Schools	Marin	San Padro Elementary	70/65458-00-002	5/2/2019	\$ 1,668,595	TBD	TBD
Alisal Union	Monterey	Cesar E. Chavez Elementary	70/65961-00-010	5/8/2019	\$ 1,251,446	TBD	TBD
Alisal Union	Monterey	Creekside Elementary	70/65961-00-011	5/8/2019	\$ 1,251,446	TBD	TBD
Alisal Union	Monterey	Virginia Rocca Barton Elementary	70/65961-00-012	5/8/2019	\$ 1,251,446	TBD	TBD
Alisal Union	Monterey	Dr. Martin Luther King Jr Academy	70/65961-00-013	5/8/2019	\$ 834,298	TBD	TBD
Alisal Union	Monterey	John E. Steinbeck Elementary	70/65961-00-014	5/8/2019	\$ 834,298	TBD	TBD
Alisal Union	Monterey	Monte Bella Elementary	70/65961-00-015	5/8/2019	\$ 417,149	TBD	TBD
Alisal Union	Monterey	Alisal Community	70/65961-00-016	5/8/2019	\$ 417,149	TBD	TBD
Chualar Union Elementary	Monterey	Chualar Elementary	70/65995-00-001	5/28/2019	\$ 841,758	TBD	TBD
Salinas City Elementary	Monterey	University Park Elementary	70/66142-00-001	5/22/2019	\$ 2,085,744	TBD	TBD
Salinas City Elementary	Monterey	Henry F. Kammann Elementary	70/66142-00-002	5/22/2019	\$ 1,668,595	TBD	TBD
Salinas City Elementary	Monterey	Los Padres Elementary	70/66142-00-003	5/22/2019	\$ 1,668,595	TBD	TBD
Salinas City Elementary	Monterey	Mission Park Elementary	70/66142-00-004	5/22/2019	\$ 1,668,595	TBD	TBD
Salinas City Elementary	Monterey	Monterey Park Elementary	70/66142-00-005	5/22/2019	\$ 1,251,446	TBD	TBD
Centralia Elementary	Orange	Los Coyotes Elementary	70/66472-00-006	5/9/2019	\$ 417,149	TBD	TBD
Centralia Elementary	Orange	Raymond Temple Elementary	70/66472-00-007	5/9/2019	\$ 1,251,446	TBD	TBD
Centralia Elementary	Orange	George B. Miller Elementary	70/66472-00-008	5/9/2019	\$ 417,149	TBD	TBD
Centralia Elementary	Orange	Dysinger Elementary	70/66472-00-009	5/9/2019	\$ 417,149	TBD	TBD
Centralia Elementary	Orange	San Marino Elementary	70/66472-00-010	5/9/2019	\$ 417,149	TBD	TBD
Santa Ana Unified	Orange	George Washington Elementary	70/66670-00-015	5/1/2019	\$ 2,502,893	TBD	TBD
Santa Ana Unified	Orange	Dr. Martin Luther King Jr Elementary	70/66670-00-016	5/1/2019	\$ 417,149	TBD	TBD
Santa Ana Unified	Orange	Thomas A. Edison Elementary	70/66670-00-017	5/1/2019	\$ 1,668,595	TBD	TBD
Santa Ana Unified	Orange	John Muir Fundamental Elementary	70/66670-00-018	5/1/2019	\$ 834,298	TBD	TBD
Santa Ana Unified	Orange	Pio Pico Elementary	70/66670-00-019	5/1/2019	\$ 834,298	TBD	TBD
Santa Ana Unified	Orange	Jim Thorpe Fundamental Elementary	70/66670-00-020	5/1/2019	\$ 1,251,446	TBD	TBD
Santa Ana Unified	Orange	Walker Elementary	70/66670-00-021	5/1/2019	\$ 417,149	TBD	TBD
Santa Ana Unified	Orange	James A. Garfield Elementary	70/66670-00-022	5/1/2019	\$ 1,251,446	TBD	TBD
Santa Ana Unified	Orange	Greenville Fundamental Elementary	70/66670-00-023	5/1/2019	\$ 1,668,595	TBD	TBD
Santa Ana Unified	Orange	Abraham Lincoln Elementary	70/66670-00-024	5/1/2019	\$ 1,668,595	TBD	TBD
Santa Ana Unified	Orange	Monte Vista Elementary	70/66670-00-025	5/1/2019	\$ 834,298	TBD	TBD
Santa Ana Unified	Orange	Theodore Roosevelt Elementary	70/66670-00-026	5/1/2019	\$ 834,298	TBD	TBD
Santa Ana Unified	Orange	Sepulveda Elementary	70/66670-00-027	5/1/2019	\$ 417,149	TBD	TBD
Santa Ana Unified	Orange	Woodrow Wilson Elementary	70/66670-00-028	5/1/2019	\$ 834,298	TBD	TBD
Alvord Unified	Riverside	Valley View Elementary	70/66977-00-014	5/1/2019	\$ 1,251,446	TBD	TBD
Alvord Unified	Riverside	Foothill Elementary	70/66977-00-015	5/1/2019	\$ 1,251,446	TBD	TBD
Alvord Unified	Riverside	Mcauliffe Elementary	70/66977-00-016	5/1/2019	\$ 1,668,595	TBD	TBD
Alvord Unified	Riverside	Promendade Elementary	70/66977-00-017	5/1/2019	\$ 1,251,446	TBD	TBD
Alvord Unified	Riverside	Terrace Elementary	70/66977-00-018	5/1/2019	\$ 1,668,595	TBD	TBD
Alvord Unified	Riverside	Orrenmaa Elementary	70/66977-00-019	5/1/2019	\$ 834,298	TBD	TBD
Alvord Unified	Riverside	Myra Linn Elementary	70/66977-00-020	5/1/2019	\$ 834,298	TBD	TBD
Alvord Unified	Riverside	Rosemary Kennedy Elementary	70/66977-00-021	5/1/2019	\$ 834,298	TBD	TBD
Alvord Unified	Riverside	Arlanza Elementary	70/66977-00-022	5/1/2019	\$ 834,298	TBD	TBD
Alvord Unified	Riverside	Collett Elementary	70/66977-00-023	5/1/2019	\$ 1,251,446	TBD	TBD
Alvord Unified	Riverside	Lake Hills Elementary	70/66977-00-024	5/1/2019	\$ 1,251,446	TBD	TBD
Alvord Unified	Riverside	La Granada Elementary	70/66977-00-025	5/1/2019	\$ 1,251,446	TBD	TBD
Alvord Unified	Riverside	Twinhill Elementary	70/66977-00-026	5/1/2019	\$ 834,298	TBD	TBD
Desert Sands Unified	Riverside	Kennedy Elementary	70/67058-00-001	5/23/2019	\$ 620,850	TBD	TBD
Moreno Valley Unified	Riverside	Butterfield Elementary	70/67124-00-009	5/30/2019	\$ 1,251,446	TBD	TBD
Moreno Valley Unified	Riverside	Honey Hollow Elementary	70/67124-00-010	5/30/2019	\$ 1,251,446	TBD	TBD
Moreno Valley Unified	Riverside	North Ridge Elementary	70/67124-00-011	5/30/2019	\$ 1,251,446	TBD	TBD
Moreno Valley Unified	Riverside	Ridge Crest Elementary	70/67124-00-012	5/30/2019	\$ 834,298	TBD	TBD

Full-Day Kindergarten Facilities Grant Program
- Workload as of October 31, 2020 -

District	County	Site Name	Application Number	OPSC Date Received	Estimated State Grant (a)	Financial Hardship (b)	Estimated SAB Date
Moreno Valley Unified	Riverside	Seneca Elementary	70/67124-00-013	5/30/2019	\$ 834,298	TBD	TBD
Moreno Valley Unified	Riverside	Serrano Elementary	70/67124-00-014	5/30/2019	\$ 834,298	TBD	TBD
Moreno Valley Unified	Riverside	Bear Valley Elementary	70/67124-00-015	5/30/2019	\$ 417,149	TBD	TBD
Moreno Valley Unified	Riverside	Cloverdale Elementary	70/67124-00-016	5/30/2019	\$ 417,149	TBD	TBD
Moreno Valley Unified	Riverside	Creeside Elementary	70/67124-00-017	5/30/2019	\$ 417,149	TBD	TBD
Moreno Valley Unified	Riverside	Hidden Springs Elementary	70/67124-00-018	5/30/2019	\$ 417,149	TBD	TBD
Nuvview Union	Riverside	Valley View Elementary	70/67157-00-001	5/24/2019	\$ 841,758	TBD	TBD
Riverside Unified	Riverside	Highgrove Elementary	70/67215-00-001	5/14/2019	\$ 1,361,219	TBD	TBD
Riverside Unified	Riverside	Jefferson Elementary	70/67215-00-002	5/14/2019	\$ 1,668,595	TBD	TBD
Riverside Unified	Riverside	Madison Elementary	70/67215-00-003	5/15/2019	\$ 2,085,744	TBD	TBD
Riverside Unified	Riverside	Longfellow Elementary	70/67215-00-004	5/14/2019	\$ 2,085,744	TBD	TBD
Riverside Unified	Riverside	Monroe Elementary	70/67215-00-005	5/14/2019	\$ 2,085,744	TBD	TBD
Riverside Unified	Riverside	Adams Elementary	70/67215-00-006	5/14/2019	\$ 1,251,446	TBD	TBD
Riverside Unified	Riverside	Alcott Elementary	70/67215-00-007	5/14/2019	\$ 834,298	TBD	TBD
Riverside Unified	Riverside	Fremont Elementary	70/67215-00-008	5/14/2019	\$ 907,480	TBD	TBD
San Jacinto Unified	Riverside	San Jacinto Elementary	70/67249-00-001	5/24/2019	\$ 1,668,595	TBD	TBD
San Jacinto Unified	Riverside	Edward Hyatt Elementary	70/67249-00-002	5/24/2019	\$ 417,149	TBD	TBD
Robla Elementary	Sacramento	Bell Avenue Elementary	70/67421-00-004	5/9/2019	\$ 841,758	TBD	TBD
Robla Elementary	Sacramento	Glenwood Elementary	70/67421-00-005	5/9/2019	\$ 1,258,906	TBD	TBD
Robla Elementary	Sacramento	Taylor Street Elementary	70/67421-00-006	5/9/2019	\$ 841,758	TBD	TBD
Hollister	San Benito	Calaveras Elementary	70/67470-00-005	5/30/2019	\$ 1,668,595	TBD	TBD
Hollister	San Benito	Ro Hardin Elementary	70/67470-00-006	5/30/2019	\$ 1,668,595	TBD	TBD
Hollister	San Benito	Gabilan Hills Elementary/Hdla	70/67470-00-007	5/30/2019	\$ 2,085,744	TBD	TBD
Hollister	San Benito	Cerra Vista Elementary	70/67470-00-008	5/30/2019	\$ 2,085,744	TBD	TBD
Colton Joint Unified	San Bernardino	Mckinley Elementary	70/67686-00-001	5/30/2019	\$ 834,298	TBD	TBD
Colton Joint Unified	San Bernardino	Ruth Grimes Elementary	70/67686-00-002	5/30/2019	\$ 1,251,446	TBD	TBD
Colton Joint Unified	San Bernardino	Wilson Elementary	70/67686-00-003	5/30/2019	\$ 834,298	TBD	TBD
Colton Joint Unified	San Bernardino	Rogers Elementary	70/67686-00-004	5/30/2019	\$ 834,298	TBD	TBD
Colton Joint Unified	San Bernardino	Crestmore Elementary	70/67686-00-005	5/30/2019	\$ 417,149	TBD	TBD
Colton Joint Unified	San Bernardino	Zimmerman Elementary	70/67686-00-006	5/30/2019	\$ 417,149	TBD	TBD
Cucamonga Elementary	San Bernardino	Cucamonga Elementary	70/67694-00-001	5/22/2019	\$ 1,258,906	TBD	TBD
Fontana Unified	San Bernardino	Locust Elementary	70/67710-00-021	5/30/2019	\$ 417,149	TBD	TBD
Fontana Unified	San Bernardino	Primrose Elementary	70/67710-00-022	5/30/2019	\$ 834,298	TBD	TBD
Fontana Unified	San Bernardino	Dorothy Grant Elementary	70/67710-00-023	5/30/2019	\$ 417,149	TBD	TBD
Fontana Unified	San Bernardino	Hemlock Elementary	70/67710-00-024	5/30/2019	\$ 834,298	TBD	TBD
Fontana Unified	San Bernardino	Poplar Elementary	70/67710-00-025	5/30/2019	\$ 834,298	TBD	TBD
Fontana Unified	San Bernardino	Sierra Lakes Elementary	70/67710-00-026	5/30/2019	\$ 417,149	TBD	TBD
Fontana Unified	San Bernardino	Oleander Elementary	70/67710-00-027	5/30/2019	\$ 1,668,595	TBD	TBD
Fontana Unified	San Bernardino	Porter Elementary	70/67710-00-028	5/30/2019	\$ 1,251,446	TBD	TBD
Fontana Unified	San Bernardino	Beech Elementary	70/67710-00-029	5/30/2019	\$ 834,298	TBD	TBD
Fontana Unified	San Bernardino	Palmetto Elementary	70/67710-00-030	5/30/2019	\$ 1,251,446	TBD	TBD
Fontana Unified	San Bernardino	Date Elementary	70/67710-00-031	5/30/2019	\$ 1,251,446	TBD	TBD
Fontana Unified	San Bernardino	Randall Pepper Elementary	70/67710-00-032	5/30/2019	\$ 834,298	TBD	TBD
Fontana Unified	San Bernardino	Citrus Elementary	70/67710-00-033	5/30/2019	\$ 834,298	TBD	TBD
Fontana Unified	San Bernardino	Cypress Elementary	70/67710-00-034	5/30/2019	\$ 1,251,446	TBD	TBD
Fontana Unified	San Bernardino	Canyon Crest Elementary	70/67710-00-035	5/30/2019	\$ 834,298	TBD	TBD
Fontana Unified	San Bernardino	Live Oak Elementary	70/67710-00-036	5/30/2019	\$ 834,298	TBD	TBD
Fontana Unified	San Bernardino	West Randall Elementary	70/67710-00-037	5/30/2019	\$ 417,149	TBD	TBD
Fontana Unified	San Bernardino	N. Tamarind Elementary	70/67710-00-038	5/30/2019	\$ 417,149	TBD	TBD
Rialto Unified	San Bernardino	Lm Preston Elementary	70/67850-00-005	5/29/2019	\$ 417,149	TBD	TBD
Rialto Unified	San Bernardino	Trapp Elementary	70/67850-00-006	5/29/2019	\$ 417,149	TBD	TBD
Dehesa Elementary	San Diego	Dehesa Elementary	70/68049-00-002	5/15/2019	\$ 841,758	TBD	TBD
Escondido Union Elementary	San Diego	Orange Glen Elementary	70/68098-00-001	5/22/2019	\$ 1,251,446	TBD	TBD
Mountain Empire Unified	San Diego	Campo Elementary	70/68213-00-005	5/21/2019	\$ 834,298	TBD	TBD
Mountain Empire Unified	San Diego	Clover Flat Elementary	70/68213-00-006	5/21/2019	\$ 834,298	TBD	TBD

Full-Day Kindergarten Facilities Grant Program
- Workload as of October 31, 2020 -

District	County	Site Name	Application Number	OPSC Date Received	Estimated State Grant (a)	Financial Hardship (b)	Estimated SAB Date
Mountain Empire Unified	San Diego	Potrero Elementary	70/68213-00-007	5/21/2019	\$ 834,298	TBD	TBD
Mountain Empire Unified	San Diego	Descanso Elementary	70/68213-00-008	5/21/2019	\$ 834,298	TBD	TBD
Santee Elementary	San Diego	Sycamore Canyon Elementary	70/68361-00-006	5/23/2019	\$ 1,258,906	TBD	TBD
Santee Elementary	San Diego	Pride Academy	70/68361-00-007	5/23/2019	\$ 1,258,906	TBD	TBD
Santee Elementary	San Diego	Carlton Hills Elementary	70/68361-00-008	5/23/2019	\$ 1,258,906	TBD	TBD
Santee Elementary	San Diego	Cajon Park Elementary	70/68361-00-009	5/23/2019	\$ 1,258,906	TBD	TBD
Lincoln Unified	San Joaquin	John R. Williams	70/68569-00-001	5/2/2019	\$ 417,149	TBD	TBD
Lincoln Unified	San Joaquin	Brookside Elementary	70/68569-00-002	5/2/2019	\$ 417,149	TBD	TBD
Lincoln Unified	San Joaquin	Don Riggio	70/68569-00-003	5/2/2019	\$ 417,149	TBD	TBD
Lucia Mar Unified	San Luis Obispo	Dorthea Lange Elementary	70/68759-00-003	5/1/2019	\$ 834,298	TBD	TBD
Lucia Mar Unified	San Luis Obispo	Dana Elementary	70/68759-00-004	5/1/2019	\$ 834,298	TBD	TBD
Lucia Mar Unified	San Luis Obispo	Shell Beach Elementary	70/68759-00-005	5/29/2019	\$ 834,298	TBD	TBD
College Elementary	Santa Barbara	College Elementary	70/69179-00-001	5/28/2019	\$ 424,609	TBD	TBD
Lompoc Unified	Santa Barbara	Arthur Hapgood Elementary	70/69229-00-001	5/24/2019	\$ 1,251,446	TBD	TBD
Lompoc Unified	Santa Barbara	La Canada Elementary	70/69229-00-002	5/24/2019	\$ 1,251,446	TBD	TBD
Lompoc Unified	Santa Barbara	Miguelito Elementary	70/69229-00-003	5/24/2019	\$ 1,251,446	TBD	TBD
Lompoc Unified	Santa Barbara	Leonora Fillmore Elementary	70/69229-00-004	5/24/2019	\$ 834,298	TBD	TBD
Lompoc Unified	Santa Barbara	Buena Vista Elementary	70/69229-00-005	5/24/2019	\$ 834,298	TBD	TBD
Lompoc Unified	Santa Barbara	Clarence Ruth Elementary	70/69229-00-006	5/24/2019	\$ 834,298	TBD	TBD
Lompoc Unified	Santa Barbara	La Honda Elementary	70/69229-00-007	5/24/2019	\$ 834,298	TBD	TBD
Lompoc Unified	Santa Barbara	Crestview Elementary	70/69229-00-008	5/24/2019	\$ 834,298	TBD	TBD
Lompoc Unified	Santa Barbara	Los Berros Elementary	70/69229-00-009	5/24/2019	\$ 834,298	TBD	TBD
Luther Burbank Elementary	Santa Clara	Luther Burbank Elementary	70/69542-00-002	5/9/2019	\$ 1,258,906	TBD	TBD
Morgan Hill Unified	Santa Clara	Nordstrom Elementary	70/69583-00-004	5/30/2019	\$ 2,085,744	TBD	TBD
Morgan Hill Unified	Santa Clara	Jackson Academy	70/69583-00-005	5/30/2019	\$ 1,251,446	TBD	TBD
Morgan Hill Unified	Santa Clara	San Martin/Gwinn Elementary	70/69583-00-006	5/30/2019	\$ 1,251,446	TBD	TBD
San Jose Unified	Santa Clara	Booksin Elementary	70/69666-00-001	5/7/2019	\$ 1,668,595	TBD	TBD
San Jose Unified	Santa Clara	Los Alamitos Elementary	70/69666-00-002	5/7/2019	\$ 1,251,446	TBD	TBD
Union Elementary	Santa Clara	Guadalupe Elementary	70/69708-00-001	5/30/2019	\$ 834,298	TBD	TBD
Pajaro Valley Unified	Santa Cruz	Hall District Elementary	70/69799-00-001	5/30/2019	\$ 1,251,446	TBD	TBD
Pajaro Valley Unified	Santa Cruz	Calabasas Elementary	70/69799-00-002	5/30/2019	\$ 2,085,744	TBD	TBD
Pajaro Valley Unified	Santa Cruz	Amesti Elementary	70/69799-00-003	5/30/2019	\$ 1,668,595	TBD	TBD
Pajaro Valley Unified	Santa Cruz	Starlight Elementary	70/69799-00-004	5/30/2019	\$ 2,085,744	TBD	TBD
Pajaro Valley Unified	Santa Cruz	Freedom Elementary	70/69799-00-005	5/30/2019	\$ 1,251,446	TBD	TBD
Pajaro Valley Unified	Santa Cruz	Ann Soldo Elementary	70/69799-00-006	5/30/2019	\$ 834,298	TBD	TBD
Pajaro Valley Unified	Santa Cruz	H.A. Hyde Elementary	70/69799-00-007	5/30/2019	\$ 1,251,446	TBD	TBD
Pajaro Valley Unified	Santa Cruz	Mar Vista Elementary	70/69799-00-008	5/30/2019	\$ 834,298	TBD	TBD
Pajaro Valley Unified	Santa Cruz	Radcliff Elementary	70/69799-00-009	5/30/2019	\$ 1,668,595	TBD	TBD
Pajaro Valley Unified	Santa Cruz	Mintie White Elementary	70/69799-00-010	5/30/2019	\$ 2,085,744	TBD	TBD
Pajaro Valley Unified	Santa Cruz	T.S. Macquiddy Elementary	70/69799-00-011	5/30/2019	\$ 1,251,446	TBD	TBD
Pajaro Valley Unified	Santa Cruz	Landmark Elementary	70/69799-00-012	5/30/2019	\$ 1,251,446	TBD	TBD
Pajaro Valley Unified	Santa Cruz	Bradley Elementary	70/69799-00-013	5/30/2019	\$ 1,251,446	TBD	TBD
Pajaro Valley Unified	Santa Cruz	Ohlone Elementary	70/69799-00-014	5/30/2019	\$ 417,149	TBD	TBD
Pajaro Valley Unified	Santa Cruz	Valencia Elementary	70/69799-00-015	5/30/2019	\$ 1,668,595	TBD	TBD
Pajaro Valley Unified	Santa Cruz	Rio Del Mar Elementary	70/69799-00-016	5/30/2019	\$ 834,298	TBD	TBD
Pajaro Valley Unified	Santa Cruz	Alianza Charter	70/69799-00-017	5/30/2019	\$ 1,668,595	TBD	TBD
Fairfield-Suisun Unified	Solano	Suisun Elementary	70/70540-00-003	5/2/2019	\$ 834,298	TBD	TBD
Fairfield-Suisun Unified	Solano	David Weir Elementary	70/70540-00-004	5/2/2019	\$ 417,149	TBD	TBD
Vacaville Unified	Solano	Edwin Markham Elementary	70/70573-00-002	5/2/2019	\$ 2,085,744	TBD	TBD
Ceres Unified	Stanislaus	Sam Vaughn Elementary	70/71043-00-002	5/23/2019	\$ 824,047	TBD	TBD
Cutler-Orosi Joint Unified	Tulare	Palm Elementary	70/71860-00-005	5/1/2019	\$ 2,502,893	TBD	TBD
Lindsay Unified	Tulare	Jefferson Elementary	70/71993-00-007	5/9/2019	\$ 834,298	TBD	TBD
Lindsay Unified	Tulare	Reagan Elementary	70/71993-00-008	5/9/2019	\$ 834,298	TBD	TBD
Lindsay Unified	Tulare	Kennedy Elementary	70/71993-00-009	5/9/2019	\$ 417,149	TBD	TBD
Sequoia Union Elementary	Tulare	Sequoia Elementary	70/72116-00-001	5/20/2019	\$ 841,758	TBD	TBD

Full-Day Kindergarten Facilities Grant Program
- Workload as of October 31, 2020 -

District	County	Site Name	Application Number	OPSC Date Received	Estimated State Grant (a)	Financial Hardship (b)	Estimated SAB Date
Tulare City Elementary	Tulare	Roosevelt Elementary	70/72231-00-002	5/6/2019	\$ 2,510,353	TBD	TBD
Visalia Unified	Tulare	Goshen Elementary	70/72256-00-002	5/13/2019	\$ 1,676,055	TBD	TBD
Sonora Elementary	Toulumne	Sonora Elementary	70/72371-00-002	5/7/2019	\$ 824,048	TBD	TBD
Oxnard Elementary	Ventura	Marina West Elementary	70/72538-00-005	5/9/2019	\$ 2,085,744	TBD	TBD
Oxnard Elementary	Ventura	Rose Avenue Elementary	70/72538-00-006	5/9/2019	\$ 1,668,595	TBD	TBD
Oxnard Elementary	Ventura	Ramona Elementary	70/72538-00-007	5/9/2019	\$ 834,298	TBD	TBD
Oxnard Elementary	Ventura	Sierra Linda Elementary	70/72538-00-008	5/9/2019	\$ 2,502,893	TBD	TBD
Reef-Sunset Unified	Kings	Tamarack Elementary	70/73932-00-002	5/20/2019	\$ 1,668,595	TBD	TBD
Center Joint Unified	Sacramento	North Country Elementary	70/73973-00-006	5/9/2019	\$ 1,251,446	TBD	TBD
Center Joint Unified	Sacramento	Arthur Dudley Elementary	70/73973-00-007	5/9/2019	\$ 834,298	TBD	TBD
Center Joint Unified	Sacramento	Cyril Spinelli Elementary	70/73973-00-008	5/9/2019	\$ 834,298	TBD	TBD
Lake Elsinore Unified	Riverside	Railroad Canyon Elementary	70/75176-00-001	5/22/2019	\$ 1,648,095	TBD	TBD
Porterville Unified	Tulare	Santa Fe Elementary	70/75523-00-002	5/29/2019	\$ 1,676,055	TBD	TBD
Santa Barbara Unified	Santa Barbara	Adams Elementary	70/76786-00-002	5/9/2019	\$ 1,251,446	TBD	TBD
Santa Barbara Unified	Santa Barbara	Harding University Partnership	70/76786-00-003	5/9/2019	\$ 1,251,446	TBD	TBD
Upper Lake Unified	Lake	Upper Lake Elementary	70/76976-00-002	5/9/2019	\$ 1,258,906	TBD	TBD
Kelseyville Unified	Lake	Kelseyville Elementary	71/64014-00-002	5/23/2019	\$ 806,528	TBD	TBD
Los Nietos Elementary	Los Angeles	Nelson Elementary	71/64758-00-002	5/29/2019	\$ 359,828	TBD	TBD
Sulphur Springs Union	Los Angeles	Valley View Community	71/65045-00-001	5/9/2019	\$ 711,700	TBD	TBD
Whittier City	Los Angeles	Phelan Elementary	71/65110-00-003	5/13/2019	\$ 355,850	TBD	TBD
Whittier City	Los Angeles	Jackson Elementary	71/65110-00-004	5/13/2019	\$ 242,393	TBD	TBD
Whittier City	Los Angeles	Mill Elementary	71/65110-00-005	5/13/2019	\$ 121,196	TBD	TBD
Livingston Union	Merced	Campus Park Elementary	71/65748-00-001	5/30/2019	\$ 359,828	TBD	TBD
Livingston Union	Merced	Selma Herndon Elementary	71/65748-00-002	5/30/2019	\$ 893,603	TBD	TBD
Ocean View Elementary	Orange	Westmont Elementary	71/66613-00-001	5/13/2019	\$ 177,925	TBD	TBD
Ocean View Elementary	Orange	College View Elementary	71/66613-00-002	5/13/2019	\$ 177,925	TBD	TBD
Santa Ana Unified	Orange	Romero-Cruz Academy	71/66670-00-020	5/1/2019	\$ 242,393	TBD	TBD
Santa Ana Unified	Orange	George Washington Carver Elementary	71/66670-00-021	5/1/2019	\$ 242,393	TBD	TBD
Santa Ana Unified	Orange	Thomas Jefferson Elementary	71/66670-00-022	5/1/2019	\$ 363,589	TBD	TBD
Santa Ana Unified	Orange	Andrew Jackson Elementary	71/66670-00-023	5/1/2019	\$ 686,450	TBD	TBD
Santa Ana Unified	Orange	Martin R. Heninger Elementary	71/66670-00-024	5/1/2019	\$ 363,589	TBD	TBD
Santa Ana Unified	Orange	John Adams Elementary	71/66670-00-025	5/1/2019	\$ 242,393	TBD	TBD
Santa Ana Unified	Orange	John Muir Fundamental Elementary	71/66670-00-026	5/1/2019	\$ 363,589	TBD	TBD
Santa Ana Unified	Orange	Santiago Elementary	71/66670-00-027	5/1/2019	\$ 533,775	TBD	TBD
Santa Ana Unified	Orange	John C. Fremont Elementary	71/66670-00-028	5/1/2019	\$ 121,196	TBD	TBD
Santa Ana Unified	Orange	Heroes Elementary	71/66670-00-029	5/1/2019	\$ 121,196	TBD	TBD
Santa Ana Unified	Orange	John F. Kennedy Elementary	71/66670-00-030	5/1/2019	\$ 484,785	TBD	TBD
Santa Ana Unified	Orange	James Madison Elementary	71/66670-00-031	5/1/2019	\$ 1,245,475	TBD	TBD
Santa Ana Unified	Orange	Glenn L. Martin Elementary	71/66670-00-032	5/1/2019	\$ 484,785	TBD	TBD
Santa Ana Unified	Orange	William Howard Taft Elementary	71/66670-00-033	5/1/2019	\$ 121,196	TBD	TBD
Santa Ana Unified	Orange	Wallace R. Davis Elementary	71/66670-00-034	5/1/2019	\$ 355,850	TBD	TBD
Santa Ana Unified	Orange	Diamond Elementary	71/66670-00-035	5/1/2019	\$ 355,850	TBD	TBD
Santa Ana Unified	Orange	Carl Harvey Elementary	71/66670-00-036	5/1/2019	\$ 121,196	TBD	TBD
Santa Ana Unified	Orange	Herbert Hoover Elementary	71/66670-00-037	5/1/2019	\$ 121,196	TBD	TBD
Santa Ana Unified	Orange	James Russell Elementary	71/66670-00-038	5/1/2019	\$ 605,981	TBD	TBD
Santa Ana Unified	Orange	James Monroe Elementary	71/66670-00-039	5/1/2019	\$ 121,196	TBD	TBD
Centralia Elementary	Orange	Danbrook Elementary	71/66742-00-002	5/9/2019	\$ 711,700	TBD	TBD
Moreno Valley Unified	Riverside	Butterfield Elementary	71/67124-00-007	5/30/2019	\$ 242,393	TBD	TBD
Moreno Valley Unified	Riverside	Bear Valley Elementary	71/67124-00-008	5/30/2019	\$ 363,589	TBD	TBD
Moreno Valley Unified	Riverside	Cloverdale Elementary	71/67124-00-009	5/30/2019	\$ 363,589	TBD	TBD
Moreno Valley Unified	Riverside	Creekside Elementary	71/67124-00-010	5/30/2019	\$ 363,589	TBD	TBD
Moreno Valley Unified	Riverside	Hidden Springs Elementary	71/67124-00-011	5/30/2019	\$ 242,393	TBD	TBD
Riverside Unified	Riverside	Harrison Elementary	71/67215-00-001	5/15/2019	\$ 242,393	TBD	TBD
Riverside Unified	Riverside	Jackson Elementary	71/67215-00-002	5/14/2019	\$ 242,393	TBD	TBD
Colton Joint Unified	San Bernardino	Crestmore Elementary	71/67686-00-001	5/30/2019	\$ 533,775	TBD	TBD

Full-Day Kindergarten Facilities Grant Program
- Workload as of October 31, 2020 -

District	County	Site Name	Application Number	OPSC Date Received	Estimated State Grant (a)	Financial Hardship (b)	Estimated SAB Date
Colton Joint Unified	San Bernardino	Zimmerman Elementary	71/67686-00-002	5/30/2019	\$ 533,775	TBD	TBD
Fontana Unified	San Bernardino	Locust Elementary	71/67710-00-012	5/30/2019	\$ 242,393	TBD	TBD
Fontana Unified	San Bernardino	Primrose Elementary	71/67710-00-013	5/30/2019	\$ 242,393	TBD	TBD
Fontana Unified	San Bernardino	Juniper Elementary	71/67710-00-014	5/30/2019	\$ 355,850	TBD	TBD
Fontana Unified	San Bernardino	Tokay Elementary	71/67710-00-016	5/30/2019	\$ 355,850	TBD	TBD
Fontana Unified	San Bernardino	Randall Pepper Elementary	71/67710-00-017	5/30/2019	\$ 242,393	TBD	TBD
Fontana Unified	San Bernardino	South Tamarind Elementary	71/67710-00-018	5/30/2019	\$ 533,775	TBD	TBD
Fontana Unified	San Bernardino	Chaparral Elementary	71/67710-00-019	5/30/2019	\$ 121,196	TBD	TBD
Fontana Unified	San Bernardino	Shadow Hills Elementary	71/67710-00-020	5/30/2019	\$ 121,196	TBD	TBD
Fontana Unified	San Bernardino	Maple Elementary	71/67710-00-021	5/30/2019	\$ 533,775	TBD	TBD
Fontana Unified	San Bernardino	Almond Elementary	71/67710-00-022	5/30/2019	\$ 121,196	TBD	TBD
Fontana Unified	San Bernardino	Oak Park Elementary	71/67710-00-015	5/30/2019	\$ 121,196	TBD	TBD
Rialto Unified	San Bernardino	Lm Preston Elementary	71/67850-00-008	5/29/2019	\$ 355,850	TBD	TBD
Rialto Unified	San Bernardino	Morgan Elementary	71/67850-00-009	5/29/2019	\$ 363,589	TBD	TBD
Rialto Unified	San Bernardino	Morris Elementary	71/67850-00-010	5/29/2019	\$ 242,393	TBD	TBD
Rialto Unified	San Bernardino	Dollahan Elementary	71/67850-00-011	5/29/2019	\$ 242,393	TBD	TBD
Rialto Unified	San Bernardino	J.C. Boyd Elementary	71/67850-00-012	5/29/2019	\$ 242,393	TBD	TBD
Rialto Unified	San Bernardino	Dunn Elementary	71/67850-00-013	5/29/2019	\$ 121,196	TBD	TBD
Santee Elementary	San Diego	Hill Creek Elementary	71/68361-00-008	5/23/2019	\$ 359,828	TBD	TBD
Banta Elementary	San Joaquin	Banta Elementary	71/68486-00-001	5/29/2019	\$ 181,903	TBD	TBD
Banta Elementary	San Joaquin	Nextgeneration Steam Academy	71/68486-00-002	5/29/2019	\$ 164,488	TBD	TBD
Lincoln Unified	San Joaquin	John R. Williams	71/68569-00-001	5/3/2019	\$ 177,925	TBD	TBD
Lincoln Unified	San Joaquin	Tully C. Knoles	71/68569-00-002	5/2/2019	\$ 121,196	TBD	TBD
Lincoln Unified	San Joaquin	Claudia Landeen	71/68569-00-003	5/2/2019	\$ 242,393	TBD	TBD
Lincoln Unified	San Joaquin	Colonial Heights	71/68569-00-004	5/2/2019	\$ 121,196	TBD	TBD
Lincoln Unified	San Joaquin	Mable Barron	71/68569-00-005	5/2/2019	\$ 121,196	TBD	TBD
Morgan Hill Unified	Santa Clara	El Toro Elementary	71/69583-00-006	5/30/2019	\$ 363,589	TBD	TBD
Morgan Hill Unified	Santa Clara	Los Paseos Elementary	71/69583-00-007	5/30/2019	\$ 484,785	TBD	TBD
Morgan Hill Unified	Santa Clara	Paradise Valley Elementary	71/69583-00-008	5/30/2019	\$ 242,393	TBD	TBD
Morgan Hill Unified	Santa Clara	Pa Walsh Elementary	71/69583-00-009	5/30/2019	\$ 484,785	TBD	TBD
Morgan Hill Unified	Santa Clara	Barrett Elementary	71/69583-00-010	5/30/2019	\$ 121,196	TBD	TBD
Strathmore Union Elementary	Tulare	Strathmore Elementary	71/72157-00-001	5/13/2019	\$ 164,488	TBD	TBD
Sunnyside Union Elementary	Tulare	Sunnyside Elementary	71/72181-00-001	5/20/2019	\$ 164,488	TBD	TBD
Compton Unified	Los Angeles	Martin Luther King Elementary	71/73437-00-001	5/29/2019	\$ 363,589	TBD	TBD

Summary of Full-Day Kindergarten Facilities Grant Program		Total (in Dollars)
New Construction	\$	273,322,097
Retrofit	\$	23,782,903
Full-Day Kindergarten Total	\$	297,105,000

* Full-Day Kindergarten Facilities Grant Program applications received by OPSC for the May 2019 Filing Round. OPSC has not yet reviewed the total grant requested and the total number of projects may exceed available expenditure authority. Placement on this list does not confirm funding.

INFORMATION ITEM

SCHOOL FACILITY PROGRAM APPLICATIONS RECEIVED BEYOND BOND AUTHORITY LIST (as of October 31, 2020)

The applications on this list represent School Facility Program (SFP) New Construction and Modernization projects in date order received that were received on or after September 13, 2018 through October 31, 2020. These applications have been received, but not reviewed, by the Office of Public School Construction (OPSC). This list is presented to the State Allocation Board for acknowledgement, but not approval pursuant to SFP Regulation Section 1859.95.1.

Published monthly in the SAB Agenda.

This report is also on the [OPSC Website](http://www.dgs.ca.gov/opsc) at:
www.dgs.ca.gov/opsc

SFP APPLICATIONS
New Construction Acknowledged Applications Received Past Existing Authority as of October 31, 2020

District	County	Site Name	DSA Number	50-04 Date Received	Estimated State Grant (a)	Estimated Financial Hardship (b)
Imperial County Office of Education	Imperial	La Paloma Middle	04-116828	09/14/18	\$ 1,442,651	\$ 1,442,651
Winters Joint Unified	Yolo	Winters High	02-115475	09/14/18	\$ 2,188,077	\$ -
Plaza Elementary	Glenn	Plaza Elementary	02-116764	09/18/18	\$ 2,672,913	\$ 2,672,913
Gustine Unified	Merced	Gustine High	02-116135	09/19/18	\$ 4,814,849	\$ 4,814,849
Corona-Norco Unified	Riverside	Roosevelt High	04-115480	09/21/18	\$ 15,085,368	\$ -
Round Valley Unified	Mendocino	Round Valley High	01-117277	09/24/18	\$ 2,353,745	\$ 2,353,745
Live Oak Unified	Sutter	Live Oak Middle	02-116511	09/24/18	\$ 1,776,402	\$ -
Corona-Norco Unified	Riverside	Garretson Elementary	04-115277	10/01/18	\$ 3,682,897	\$ -
Lammersville Joint Unified	San Joaquin	Cordes Elementary	02-116707	10/04/18	\$ 14,117,100	\$ -
San Benito High	San Benito	San Benito High	01-117136	10/08/18	\$ 6,418,818	\$ -
Fairfield-Suisun Unified	Solano	E Ruth Sheldon Academy of Innovative Learning	02-116436	10/10/18	\$ 1,574,262	\$ -
Grossmont Union High	San Diego	Granite Hills High	04-116776	10/12/18	\$ 966,051	\$ -
El Centro Elementary	Imperial	Harding Elementary	04-117257	10/15/18	\$ 1,656,420	\$ -
Wasco Union Elementary	Kern	James A Forrest Elementary	03-117605	10/15/18	\$ 11,839,197	\$ 11,839,197
Alview-Dairyland Union Elementary	Madera	Alview Elementary	Site/Design	10/16/18	\$ 122,877	\$ 122,877
Alview-Dairyland Union Elementary	Madera	Dairyland Elementary	Site/Design	10/16/18	\$ 122,877	\$ 122,877
Kings River Union Elementary	Tulare	Kings River Elementary	Site/Design	10/16/18	\$ 1,869,396	\$ 1,869,396
Fremont Union High	Santa Clara	Homestead High	01-116560	10/23/18	\$ 3,185,692	\$ -
Fremont Unified	Alameda	G M Walters Junior High	01-115744	10/24/18	\$ 7,741,378	\$ -
Grossmont Union High	San Diego	El Capitan High	04-116979	10/25/18	\$ 2,379,500	\$ -
Corning Union High	Tehama	Corning High	02-116489	10/26/18	\$ 3,546,223	\$ -
Castro Valley Unified	Alameda	Castro Valley High	01-116720	10/29/18	\$ 1,380,830	\$ -
Castro Valley Unified	Alameda	Castro Valley High	01-116816	10/29/18	\$ 1,625,897	\$ -
Grossmont Union High	San Diego	Monte Vista High	04-116978	10/29/18	\$ 1,536,016	\$ -
West Park Elementary	Fresno	West Park Elementary	02-116848	10/30/18	\$ 3,948,406	\$ 3,948,406
Campbell Union High	Santa Clara	Leigh High	01-117171	10/30/18	\$ 4,203,090	\$ -
Central Union High	Imperial	Central Union High	04-116825	10/31/18	\$ 11,738,874	\$ 11,738,874
Pajaro Valley Unified	Santa Cruz	Pajaro Valley High	01-116514	10/31/18	\$ 1,905,424	\$ -
Fairfield-Suisun Unified	Solano	E Ruth Sheldon Academy of Innovative Learning	02-116436	10/31/18	\$ 4,711,065	\$ -
Fresno County Office of Education	Fresno	Selma High	02-116799	11/06/18	\$ 295,279	\$ -
Jurupa Unified	Riverside	West Riverside Elementary	04-115786	11/09/18	\$ 4,338,436	\$ -
Sunnyside Union Elementary	Tulare	Sunnyside Elementary	Site/Design	11/14/18	\$ 4,562,914	\$ 4,562,914
Santa Maria-Bonita	Santa Barbara	Measure T Elementary	03-118839	11/16/18	\$ 11,229,282	\$ -
Williams Unified	Colusa	Williams Elementary	Site/Design	11/19/18	\$ 867,525	\$ 867,525
Williams Unified	Colusa	Williams High	Site/Design	11/19/18	\$ 1,429,051	\$ 1,429,051
Pierce Joint Unified	Colusa	Arbuckle Elementary	02-116802	11/20/18	\$ 1,941,453	\$ -
Los Angeles Unified	Los Angeles	International Studies Learning Center	03-117730	11/26/18	\$ 8,212,769	\$ -
William S. Hart Union High	Los Angeles	William S Hart High	03-118530	11/29/18	\$ 9,813,917	\$ -
Oxnard	Ventura	Seabridge Elementary	03-118672	12/07/18	\$ 13,517,344	\$ -
Oxnard	Ventura	Seabridge Elementary	03-118672	12/07/18	\$ 786,556	\$ -
Porterville Unified	Tulare	Porterville Military Academy	02-115851	12/07/18	\$ 2,092,468	\$ -
Arvin Union	Kern	Bear Mountain Elementary	03-119081	12/14/18	\$ 3,118,320	\$ -
Meadows Union Elementary	Imperial	Meadows Elementary	04-116690	12/20/18	\$ 2,874,742	\$ -
Blochman Union Elementary	Santa Barbara	Benjamin Foxen Elementary	03-119221	12/21/18	\$ 1,308,316	\$ -
Sanger Unified	Fresno	Washington Academic Middle	02-117046	12/24/18	\$ 560,664	\$ -
Etiwanda Elementary	San Bernardino	John L Golden Elementary	04-116718	01/15/19	\$ 1,331,474	\$ -
Tulare Joint Union High	Tulare	Tulare Union High	02-116884	01/15/19	\$ 4,426,098	\$ -

SFP APPLICATIONS
New Construction Acknowledged Applications Received Past Existing Authority as of October 31, 2020

District	County	Site Name	DSA Number	50-04 Date Received	Estimated State Grant (a)	Estimated Financial Hardship (b)
Lemoore Union High	Kings	Lemoore High	02-116535	01/18/19	\$ 5,710,055	\$ -
South Pasadena Unified	Los Angeles	South Pasadena Senior High	03-117509	01/18/19	\$ 1,814,372	\$ -
South Pasadena Unified	Los Angeles	South Pasadena Senior High	03-118006	01/18/19	\$ 478,063	\$ -
Etiwanda Elementary	San Bernardino	David W Long Elementary	04-117113	01/18/19	\$ 1,296,904	\$ -
Hope Elementary	Tulare	Hope Elementary	Site/Design	01/18/19	\$ 885,316	\$ 885,316
Kings Canyon Joint Unified	Fresno	Reedley Middle College High	02-115465	01/28/19	\$ 3,851,979	\$ -
Etiwanda Elementary	San Bernardino	Caryn Elementary	04-117369	02/12/19	\$ 1,366,064	\$ -
Hanford Elementary	Kings	Lincoln Elementary	02-117050	02/27/19	\$ 1,641,316	\$ -
Ceres Unified	Stanislaus	Caswell Elementary	02-116128	02/27/19	\$ 1,519,834	\$ -
Ceres Unified	Stanislaus	Caswell Elementary	02-116128	02/27/19	\$ 714,666	\$ -
Sanger Unified	Fresno	Sanger High	02-117029	03/12/19	\$ 453,990	\$ -
Huntington Beach City Elementary	Orange	Ethel Dwyer Middle	04-116716	03/13/19	\$ 1,602,035	\$ -
Elk Grove Unified	Sacramento	Pleasant Grove High	02-116618	03/14/19	\$ 1,089,046	\$ -
William S. Hart Union High	Los Angeles	Sierra Vista Junior High	03-117759	03/19/19	\$ 3,277,471	\$ -
Robla Elementary	Sacramento	Taylor Street Elementary	02-116689	03/19/19	\$ 1,493,548	\$ -
Sonora Elementary	Tuolumne	Sonora Elementary	02-114452	03/19/19	\$ 1,799,125	\$ -
Soquel Union Elementary	Santa Cruz	New Brighton Middle	01-117113	03/21/19	\$ 1,199,142	\$ -
Pittsburg Unified	Contra Costa	Parkside Elementary	01-117089	03/28/19	\$ 3,724,122	\$ -
Panama-Buena Vista Union	Kern	Panama Elementary	03-118288	04/02/19	\$ 8,150,119	\$ -
Soquel Union Elementary	Santa Cruz	Santa Cruz Gardens Elementary	01-117493	04/02/19	\$ 1,400,353	\$ -
Riverside Unified	Riverside	Harrison Elementary	04-117796	04/04/19	\$ 1,936,737	\$ -
Riverside Unified	Riverside	Jefferson Elementary	04-117816	04/05/19	\$ 2,518,888	\$ -
Capistrano Unified	Orange	Aliso Niguel High	04-117480	04/10/19	\$ 3,773,236	\$ -
Capistrano Unified	Orange	Newhart Middle	04-117479	04/10/19	\$ 4,318,962	\$ -
Riverside Unified	Riverside	Highgrove Elementary	04-117600	04/12/19	\$ 4,568,978	\$ -
Long Beach Unified	Los Angeles	Eunice Sato Academy of Math & Science	03-118586	04/15/19	\$ 8,094,645	\$ -
Riverside Unified	Riverside	Madison Elementary	04-117805	04/18/19	\$ 2,934,170	\$ -
Grossmont Union High	San Diego	Santana High	04-116449	04/19/19	\$ 2,172,279	\$ -
Walnut Valley Unified	Los Angeles	Collegewood Elementary	03-118931	04/24/19	\$ 4,680,284	\$ -
Freshwater Elementary	Humboldt	Freshwater Elementary	Site/Design	04/30/19	\$ 159,972	\$ 159,972
Escalon Unified	San Joaquin	Dent Elementary	02-116870	05/03/19	\$ 4,671,640	\$ -
Fairfield-Suisun Unified	Solano	Suisun Valley Elementary	02-116558	05/08/19	\$ 1,308,175	\$ -
San Joaquin County Office of Education	San Joaquin	John J McFall Elementary	Site/Design	06/13/19	\$ 495,038	\$ 495,038
Rocklin Unified	Placer	Rocklin High	02-117520	06/13/19	\$ 1,031,421	\$ -
Walnut Valley Unified	Los Angeles	Diamond Bar High	03-119137	06/14/19	\$ 1,923,950	\$ -
Piedmont City Unified	Alameda	Piedmont High	01-117533	06/18/19	\$ 7,223,659	\$ -
Porterville Unified	Tulare	Monache High	02-115643	06/25/19	\$ 7,475,880	\$ -
Stockton Unified	San Joaquin	Rio Calaveras Elementary	02-117206	06/26/19	\$ 1,481,638	\$ -
Yuba County Office of Education	Yuba	Virginia School @ Yuba College	02-117118	07/16/19	\$ 656,120	\$ 656,120
Yuba County Office of Education	Yuba	Virginia School @ Yuba College	02-117118	07/16/19	\$ 239,918	\$ 239,918
Los Banos Unified	Merced	San Luis High	02-117464	07/18/19	\$ 634,177	\$ -
Long Beach Unified	Los Angeles	Millikan High	03-118323	07/22/19	\$ 7,648,691	\$ -
Sanger Unified	Fresno	Madison Elementary	02-117601	07/29/19	\$ 365,374	\$ -
Fremont Unified	Alameda	John M Horner Junior High	01-116600	08/02/19	\$ 11,743,315	\$ -
Palm Springs Unified	Riverside	Desert Hot Springs High	04-117776	08/02/19	\$ 1,237,991	\$ -
Palm Springs Unified	Riverside	Desert Hot Springs High	04-117464	08/02/19	\$ 1,558,238	\$ -
Los Banos Unified	Merced	Volta Elementary	02-117560	08/09/19	\$ 640,355	\$ -

SFP APPLICATIONS
New Construction Acknowledged Applications Received Past Existing Authority as of October 31, 2020

District	County	Site Name	DSA Number	50-04 Date Received	Estimated State Grant (a)	Estimated Financial Hardship (b)
Campbell Union High	Santa Clara	Branham High	01-117117	08/09/19	\$ 6,914,835	\$ -
Hesperia Unified	San Bernardino	Topaz Preparatory Academy	04-117777	08/09/19	\$ 685,886	\$ -
Sanger Unified	Fresno	John S Wash Elementary	02-117663	08/12/19	\$ 368,316	\$ -
Kern High	Kern	Vista Continuation High	03-119958	08/12/19	\$ 276,267	\$ -
Traver Joint Elementary	Tulare	Traver Elementary	Site/Design	08/14/19	\$ 419,767	\$ 419,767
Kern County Office of Education	Kern	Aurora Program School	03-119202	08/16/19	\$ 5,391,482	\$ -
Clovis Unified	Fresno	Clovis East High	02-117406	08/16/19	\$ 493,373	\$ -
Clovis Unified	Fresno	Reagan Elementary	02-117413	08/16/19	\$ 191,459	\$ -
Clovis Unified	Fresno	James S Fugman Elementary	02-117412	08/16/19	\$ 230,687	\$ -
Clovis Unified	Fresno	Roger S Orazo Elementary	02-117414	08/16/19	\$ 387,058	\$ -
Ventura Unified	Ventura	Mound Elementary	03-119844	08/20/19	\$ 514,427	\$ -
Las Virgenes Unified	Los Angeles	Lupin Hill Elementary	03-119279	08/21/19	\$ 798,316	\$ -
Western Placer Unified	Placer	Twelve Bridges High	02-116896	08/22/19	\$ 36,763,875	\$ -
Fremont Unified	Alameda	Washington High	01-117422	08/27/19	\$ 4,885,235	\$ -
Elk Grove Unified	Sacramento	James Rutter Middle School	02-117160	08/28/19	\$ 3,141,303	\$ -
Riverside Unified	Riverside	Magnolia Elementary	04-117814	08/29/19	\$ 3,558,595	\$ -
Folsom Cordova Unified	Sacramento	Mangini Ranch Elementary	02-117008	09/04/19	\$ 11,069,618	\$ -
Western Placer Unified	Placer	Scott Leaman Elementary	02-117173	09/16/19	\$ 12,794,910	\$ -
Fountain Valley	Orange	Masuda Middle	04-118487	09/17/19	\$ 1,085,890	\$ -
Riverside Unified	Riverside	Adams Elementary	04-118175	09/19/19	\$ 2,440,522	\$ -
Ballico-Cressey Elementary	Merced	Ballico Elementary	02-116471	09/24/19	\$ 2,778,665	\$ -
Saugus Union Elementary	Los Angeles	Plum Canyon Elementary	03-119335	09/26/19	\$ 1,389,799	\$ -
Oxnard Elementary	Ventura	Rose Avenue Elementary	03-119284	10/11/19	\$ 10,743,903	\$ 10,743,903
Poway Unified	San Diego	Oak Valley Middle	04-117958	10/16/19	\$ 3,018,181	\$ -
Rocklin Unified	Placer	Ruhkala Elementary	02-117477	10/17/19	\$ 3,108,505	\$ -
Lake Elsinore Unified	Riverside	Alberhill Elementary	04-117782	10/18/19	\$ 12,267,331	\$ -
North Cow Creek Elementary	Shasta	North Cow Creek Elementary	Site/Design	10/25/19	\$ 121,970	\$ 121,970
El Centro Elementary	Imperial	De Anza Magnet	04-117804	10/30/19	\$ 2,800,536	\$ -
Maple Elementary	Kern	Maple Elementary	Site/Design	10/30/19	\$ 385,052	\$ 385,052
Standard Elementary	Kern	Standard Elementary	03-119797	10/31/19	\$ 4,665,935	\$ -
Madera Unified	Madera	Concurrent Enrollment Middle	02-117204	10/31/19	\$ 4,134,537	\$ -
Tustin Unified	Orange	Legacy Magnet Academy	04-116856	11/07/19	\$ 31,899,239	\$ -
Riverside Unified	Riverside	Jackson Elementary	04-117815	11/15/19	\$ 3,059,678	\$ -
Chowchilla Elementary	Madera	Wilson Middle	02-116477	12/03/19	\$ 723,007	\$ -
Riverside Unified	Riverside	University Heights Middle	04-117674	12/06/19	\$ 2,699,011	\$ -
Dublin Unified	Alameda	Dublin High	01-117208	12/18/19	\$ 6,412,551	\$ -
Riverside Unified	Riverside	King (Martin Luther Jr.) High	04-117852	01/06/20	\$ 514,585	\$ -
Napa Valley Unified	Napa	River Charter	01-117207	01/10/20	\$ 4,042,028	\$ -
Corona-Norco Unified	Riverside	Jefferson Elementary	04-118005	01/15/20	\$ 4,797,972	\$ -
Murrieta Valley Unified	Riverside	Murrieta Mesa High	04-118451	01/24/20	\$ 5,113,657	\$ -
Fountain Valley Elementary	Orange	Fulton (Harry C) Middle	04-118883	02/14/20	\$ 1,061,790	\$ -
Natomas Unified	Sacramento	Paso Verde	02-117126	02/18/20	\$ 20,495,845	\$ -
Irvine Unified	Orange	Heritage Field K-8	04-118047	02/20/20	\$ 47,744,919	\$ -
Albany City Unified	Alameda	Albany High	01-117541	02/21/20	\$ 4,370,747	\$ -
Martinez Unified	Contra Costa	John Muir Elementary	01-118033	02/24/20	\$ 4,662,545	\$ -
Salinas Union High	Monterey	Dolores Huerta Middle	01-117098	03/02/20	\$ 21,431,900	\$ -
Stockton Unified	San Joaquin	Valentine Peyton Elementary	02-117686	03/26/20	\$ 1,508,086	\$ -

SFP APPLICATIONS
New Construction Acknowledged Applications Received Past Existing Authority as of October 31, 2020

District	County	Site Name	DSA Number	50-04 Date Received	Estimated State Grant (a)	Estimated Financial Hardship (b)
Mendota Unified	Fresno	Mendota Junior High	02-117492	04/13/20	\$ 1,338,852	\$ -
Mendota Unified	Fresno	Mendota High	02-117755	04/13/20	\$ 74,948	\$ -
Mendota Unified	Fresno	Mendota High	02-117755	04/13/20	\$ 74,948	\$ -
Mendota Unified	Fresno	Mendota High	02-117755	04/13/20	\$ 74,948	\$ -
Humboldt County Office of Education	Humboldt	Glen W Paul School for PH	Site/Design	04/21/20	\$ 251,906	\$ 251,906
Piedmont City Unified	Alameda	Piedmont High	02-117533	04/27/20	\$ 1,131,739	\$ -
Chico Unified	Butte	Emma Wilson Elementary	02-117226	06/04/20	\$ 1,249,142	\$ -
Anaheim Elementary	Orange	Sunkist Elementary	04-117365	06/05/20	\$ 1,656,567	\$ -
Brentwood Union Elementary	Contra Costa	Edna Hill Middle	01-118117	06/22/20	\$ 3,049,013	\$ -
Western Placer Unified	Placer	Glen Edwards Middle	02-117099	06/22/20	\$ 4,044,855	\$ -
Calexico Unified	Imperial	Calexico High	04-117965	07/01/20	\$ 14,875,281	\$ -
Sacramento County Office of Education	Sacramento	Gerber Jr/Sr High	02-117923	07/13/20	\$ 675,200	\$ 4,088,732
Roseville City Elementary	Placer	WD-60 Elementary	02-117873	07/13/20	\$ 13,679,371	\$ -
Tulare City	Tulare	Wilson Elementary	02-118021	07/17/20	\$ 1,065,892	\$ -
Menifee Union Elementary	Riverside	Harvest Hill STEAM Academy	04-117851	07/29/20	\$ 8,032,135	\$ -
Stockton Unified	San Joaquin	Flora Arca Mata Elementary	02-117130	07/31/20	\$ 14,545,299	\$ -
Clovis Unified	Fresno	Young Elementary	02-116820	08/05/20	\$ 13,566,990	\$ -
Lucerne Elementary	Lake	Lucerne Elementary	01-117840	08/06/20	\$ 1,854,086	\$ 1,854,086
Kern High	Kern	Vista West Continuation High	03-119975	08/07/20	\$ 1,361,899	\$ -
Menifee Union Elementary	Riverside	Menifee Valley Middle	04-118479	08/07/20	\$ 13,500,853	\$ -
Kings Canyon Joint Unified	Fresno	Reedley High	02-117349	08/12/20	\$ 1,387,920	\$ -
Sanger Unified	Fresno	Fairmont Elementary	02-118341	08/17/20	\$ 283,582	\$ -
Kern High	Kern	Stockdale High	03-119974	08/20/20	\$ 1,222,217	\$ -
Kern High	Kern	Highland High	03-120842	08/20/20	\$ 1,015,239	\$ -
Alameda Unified	Alameda	Encinal Junior/Senior High	01-117611	08/26/20	\$ 3,465,835	\$ -
Banta Elementary	San Joaquin	NextGeneration STEAM Academy	02-117674	08/27/20	\$ 3,873,152	\$ -
Knights Ferry Elementary	Stanislaus	Knights Ferry Elementary	02-118085	08/28/20	\$ 830,572	\$ 830,572
Lemoore Union Elementary	Kings	Freedom Elementary	02-117745	09/11/20	\$ 9,100,949	\$ -
Natomas Unified	Sacramento	American Lakes Elementary	02-117838	09/14/20	\$ 4,100,810	\$ -
Jurupa Unified	Riverside	Rubidoux High	04-118923	09/24/20	\$ 1,912,855	\$ -
Kings River-Hardwick Union Elementary	Kings	Kings River-Hardwick Elementary	02-117438	09/30/20	\$ 8,751,298	\$ 8,751,298
Jacoby Creek Elementary	Humboldt	Jacoby Creek Elementary	01-117353	10/02/20	\$ 4,311,564	\$ 4,311,564
Escondido Union	San Diego	Orange Glen Elementary	04-117054	10/02/20	\$ 1,556,375	\$ -
Morgan Hill Unified	Santa Clara	Jackson Academy of Music and Math	01-118503	10/12/20	\$ 3,396,908	\$ -
Placentia-Yorba Linda Unified	Orange	Glenview Elementary	04-119246	10/14/20	\$ 410,469	\$ -
Golden Valley Unified	Madera	Stone Creek Elementary	02-117213	10/16/20	\$ 10,963,665	\$ -
South Fork Union	Kern	South Fork Elementary	Site/Design	10/20/20	\$ 195,623	\$ 195,623
Garfield Elementary	Humboldt	Garfield Elementary	Site/Design	10/23/20	\$ 187,236	\$ 187,236
Imperial Unified	Imperial	Imperial High	04-117603	10/26/20	\$ 1,701,452	\$ -
Sonoma County Office of Education	Sonoma	El Colegio	01-118443	10/29/20	\$ 915,626	\$ -
Temecula Valley Unified	Riverside	STEAM Academy K-8	04-118490	10/29/20	\$ 8,625,543	\$ -

SFP APPLICATIONS
New Construction Acknowledged Applications Received Past Existing Authority as of October 31, 2020

District	County	Site Name	DSA Number	50-04 Date Received	Estimated State Grant (a)	Estimated Financial Hardship (b)
----------	--------	-----------	------------	---------------------	---------------------------	----------------------------------

Summary of Received-Exceeds for New Construction Funding	Total (in Dollars)
Subtotal of Estimated State Grant (Column F)	\$ 784,950,763
Subtotal of Estimated Financial Hardship (Column G)	\$ 82,363,348
Total of Estimated State Grant and Financial Hardship	\$ 867,314,112

SFP APPLICATIONS
Modernization Acknowledged Applications Received Past Existing Authority as of October 31, 2020

District	County	Site Name	DSA Number	50-04 Date Received	Estimated State Grant (a)	Estimated Financial Hardship (b)
Moreno Valley Unified	Riverside	Moreno Valley High	04-114833	03/01/19	\$ 7,827,616	\$ -
Atascadero Unified	San Luis Obispo	Atascadero High	03-117825	03/01/19	\$ 7,108,925	\$ -
Los Angeles Unified	Los Angeles	One Hundred Thirty-Fifth Street Elementary	03-118219	03/04/19	\$ 2,209,982	\$ -
Garden Grove Unified	Orange	Excelsior Elementary	04-116422	03/04/19	\$ 422,067	\$ -
Franklin-McKinley Elementary	Santa Clara	Santee Elementary	01-117034	03/04/19	\$ 519,956	\$ -
Fresno Unified	Fresno	Slater Elementary	02-115550	03/05/19	\$ 5,193,147	\$ -
Stockton Unified	San Joaquin	Edison High	02-115414	03/06/19	\$ 944,567	\$ -
Temecula Valley Unified	Riverside	Vail Ranch Middle	04-117890	03/06/19	\$ 5,073,700	\$ -
Los Angeles Unified	Los Angeles	Thomas A Edison Middle	03-116609	03/07/19	\$ 9,317,708	\$ -
Garden Grove Unified	Orange	Genevieve M Crosby Elementary	04-116372	03/08/19	\$ 887,314	\$ -
Garden Grove Unified	Orange	Alamitos Intermediate	04-114039	03/08/19	\$ 319,123	\$ -
Atascadero Unified	San Luis Obispo	Fine Arts Academy	03-117570	03/08/19	\$ 1,152,837	\$ -
Los Angeles Unified	Los Angeles	David Starr Jordan Senior High	03-118627	03/11/19	\$ 3,876,338	\$ -
Visalia Unified	Tulare	Redwood High	02-113431	03/13/19	\$ 1,463,385	\$ -
Reef-Sunset Unified	Kings	Kettleman City Elementary	02-116806	03/13/19	\$ 1,028,235	\$ 685,490
Culver City Unified	Los Angeles	El Marino Elementary	03-117814	03/15/19	\$ 741,980	\$ -
Fountain Valley Elementary	Orange	Courreges (Roch) Elementary	04-116586	03/18/19	\$ 608,684	\$ -
Fountain Valley Elementary	Orange	Fulton (Harry C) Middle	04-117590	03/18/19	\$ 2,686,984	\$ -
Robla Elementary	Sacramento	Taylor Street Elementary	02-116689	03/19/19	\$ 2,097,086	\$ -
Moreno Valley Unified	Riverside	Sunnymead Middle	04-117813	03/20/19	\$ 6,321,857	\$ -
Sonora Elementary	Tuolumne	Sonora Elementary	02-114452	03/20/19	\$ 1,993,496	\$ -
Santa Paula Unified	Ventura	Isbell Middle	03-117726	03/20/19	\$ 5,947,976	\$ -
Williams Unified	Colusa	Williams Junior Senior High	Site/Design	03/21/19	\$ 3,405,269	\$ 2,270,179
Novato Unified	Marin	San Jose Middle	01-117262	03/21/19	\$ 1,326,577	\$ -
Soquel Union Elementary	Santa Cruz	Capitola Elementary	01-117113	03/21/19	\$ 1,293,610	\$ -
Soquel Union Elementary	Santa Cruz	Capitola Elementary	01-117113	03/21/19	\$ 3,326,753	\$ -
Glendale Unified	Los Angeles	Crescenta Valley High	03-115497	03/22/19	\$ 4,988,862	\$ -
Pope Valley Union Elementary	Napa	Pope Valley Elementary	01-117294	03/22/19	\$ 322,239	\$ -
Fairfield-Suisun Unified	Solano	Suisun Valley Elementary	02-115701	03/25/19	\$ 2,430,878	\$ -
Azusa Unified	Los Angeles	Center Middle	03-118262	03/27/19	\$ 2,285,349	\$ -
Azusa Unified	Los Angeles	Charles H Lee Elementary	03-118035	03/27/19	\$ 6,076,635	\$ -
Pittsburg Unified	Contra Costa	Parkside Elementary	01-117089	03/28/19	\$ 2,120,250	\$ -
South Fork Union	Kern	South Fork Elementary	Site/Design	04/02/19	\$ 191,565	\$ 127,710
Los Angeles Unified	Los Angeles	George K Porter Middle	03-114965	04/02/19	\$ 7,598,046	\$ -
Chowchilla Elementary	Madera	Merle L Fuller Elementary	02-116478	04/02/19	\$ 2,416,860	\$ -
Huntington Beach City Elementary	Orange	S A Moffett Elementary	04-116538	04/02/19	\$ 424,168	\$ -
Tahoe-Truckee Unified	Placer	Tahoe Truckee High	02-115331	04/02/19	\$ 3,467,947	\$ -
Soquel Union Elementary	Santa Cruz	Main Street Elementary	01-117139	04/02/19	\$ 2,095,486	\$ -
Templeton Unified	San Luis Obispo	Templeton Elementary	03-117573	04/03/19	\$ 1,957,550	\$ -
Armona Union Elementary	Kings	Armona Elementary	02-117025	04/04/19	\$ 2,854,069	\$ 1,902,713
Riverside Unified	Riverside	Harrison Elementary	04-117796	04/04/19	\$ 1,458,062	\$ -
Temecula Valley Unified	Riverside	Helen Hunt Jackson Elementary	04-117950	04/04/19	\$ 1,522,390	\$ -
Riverside Unified	Riverside	Jefferson Elementary	04-117816	04/05/19	\$ 1,110,222	\$ -
Fresno Unified	Fresno	Florence E Rata	02-116111	04/08/19	\$ 819,553	\$ -
Guerneville Elementary	Sonoma	Guerneville Elementary	01-117460	04/08/19	\$ 421,564	\$ -
Moreno Valley Unified	Riverside	Palm Middle	04-117812	04/09/19	\$ 6,732,139	\$ -
Downey Unified	Los Angeles	Downey High	03-118501	04/11/19	\$ 18,649,535	\$ -
Downey Unified	Los Angeles	Old River Elementary	03-118264	04/11/19	\$ 467,316	\$ -

SFP APPLICATIONS
Modernization Acknowledged Applications Received Past Existing Authority as of October 31, 2020

District	County	Site Name	DSA Number	50-04 Date Received	Estimated State Grant (a)	Estimated Financial Hardship (b)
Downey Unified	Los Angeles	Unsworth (Edith) Elementary	03-118550	04/11/19	\$ 1,821,033	\$ -
Santa Paula Unified	Ventura	Blanchard Elementary	03-117337	04/12/19	\$ 647,211	\$ -
Fremont Unified	Alameda	Mission Valley Elementary	01-117258	04/15/19	\$ 1,367,183	\$ -
Riverside Unified	Riverside	Sunshine Special Education	04-117554	04/15/19	\$ 303,327	\$ -
Fremont Unified	Alameda	Oliveira Elementary	01-117218	04/16/19	\$ 2,381,856	\$ -
Kelseyville Unified	Lake	Kelseyville Elementary	01-111111	04/17/19	\$ 2,020,798	\$ 1,347,199
Azusa Unified	Los Angeles	Paramount Elementary	03-119621	04/17/19	\$ 2,097,086	\$ -
Riverside Unified	Riverside	Madison Elementary	04-117805	04/18/19	\$ 2,213,564	\$ -
Richgrove Elementary	Tulare	Richgrove Elementary	02-117127	04/18/19	\$ 1,293,545	\$ 862,363
Moreno Valley Unified	Riverside	Seneca Elementary	04-117868	04/23/19	\$ 2,519,257	\$ -
Moreno Valley Unified	Riverside	Butterfield Elementary	04-117819	04/23/19	\$ 4,465,560	\$ -
Duarte Unified	Los Angeles	Maxwell Academy (PK-8)	03-118014	04/24/19	\$ 1,196,426	\$ -
Hermosa Beach City Elementary	Los Angeles	North Elementary	03-118625	04/24/19	\$ 2,762,013	\$ -
Grossmont Union High	San Diego	West Hills High	04-116370	04/24/19	\$ 1,903,755	\$ -
San Rafael City Elementary	Marin	Venetia Valley K-8	01-117438	04/25/19	\$ 880,542	\$ -
Capistrano Unified	Orange	Harold Ambuehl Elementary	04-118034	04/25/19	\$ 3,674,147	\$ -
Simi Valley Unified	Ventura	Royal High	03-117455	04/25/19	\$ 1,090,764	\$ -
Parlier Unified	Fresno	Mathew J Brletic Elementary	Site/Design	04/30/19	\$ 318,346	\$ 212,231
Parlier Unified	Fresno	Cesar E Chavez Elementary	Site/Design	04/30/19	\$ 148,376	\$ 98,917
Parlier Unified	Fresno	John C Martinez Elementary	Site/Design	04/30/19	\$ 341,334	\$ 227,556
Parlier Unified	Fresno	Parlier High	Site/Design	04/30/19	\$ 366,567	\$ 244,378
Parlier Unified	Fresno	Parlier Junior High	Site/Design	04/30/19	\$ 159,149	\$ 106,099
Parlier Unified	Fresno	San Joaquin Valley High	Site/Design	04/30/19	\$ 70,419	\$ 46,946
Santa Ana Unified	Orange	Wallace R Davis Elementary	04-117485	05/01/19	\$ 1,431,326	\$ -
Santa Ana Unified	Orange	Martin R Heninger Elementary	04-117486	05/01/19	\$ 1,709,223	\$ -
Orange Unified	Orange	Villa Park High	04-116788	05/02/19	\$ 14,189,194	\$ -
Cupertino Union	Santa Clara	William Faria Elementary	01-116964	05/02/19	\$ 2,277,380	\$ -
Cupertino Union	Santa Clara	Abraham Lincoln Elementary	01-117305	05/02/19	\$ 1,935,966	\$ -
Cupertino Union	Santa Clara	Dwight D Eisenhower Elementary	01-117338	05/02/19	\$ 982,152	\$ -
Cupertino Union	Santa Clara	Chester W Nimitz Elementary	01-117337	05/02/19	\$ 534,543	\$ -
Center Joint Unified	Sacramento	North Country Elementary	02-117134	05/02/19	\$ 3,124,267	\$ 2,082,845
Ontario-Montclair	San Bernardino	Elderberry Elementary	04-116400	05/03/19	\$ 551,893	\$ -
Ontario-Montclair	San Bernardino	Corona Elementary	04-116266	05/03/19	\$ 568,368	\$ -
Escalon Unified	San Joaquin	Dent Elementary	02-116870	05/03/19	\$ 5,066,054	\$ -
Whittier City Elementary	Los Angeles	Wallen L Andrews Elementary	03-115641	05/06/19	\$ 2,226,525	\$ -
Ontario-Montclair	San Bernardino	Del Norte Elementary	04-116398	05/06/19	\$ 636,744	\$ -
Ontario-Montclair	San Bernardino	Vernon Middle	04-116474	05/06/19	\$ 307,389	\$ -
Templeton Unified	San Luis Obispo	Templeton High	03-118310	05/06/19	\$ 3,459,192	\$ -
Mesa Union Elementary	Ventura	Mesa Elementary	Site/Design	05/06/19	\$ 220,709	\$ 147,140
Azusa Unified	Los Angeles	Henry Dalton Elementary	03-118729	05/07/19	\$ 629,912	\$ -
Mountain View Elementary	Los Angeles	Cogswell Elementary	03-119711	05/07/19	\$ 5,784,370	\$ -
Mountain View Elementary	Los Angeles	Monte Vista Elementary	03-119713	05/07/19	\$ 5,959,609	\$ -
Mountain View Elementary	Los Angeles	Charles T Kranz Intermediate	03-119702	05/07/19	\$ 7,017,104	\$ -
Mountain View Elementary	Los Angeles	Miramonte Elementary	03-119021	05/07/19	\$ 3,115,962	\$ -
Mountain View Elementary	Los Angeles	Miramonte Elementary	03-119684	05/07/19	\$ 2,793,804	\$ -
Riverside Unified	Riverside	Sierra Middle	04-117469	05/08/19	\$ 98,997	\$ -
Redding Elementary	Shasta	Manzanita Elementary	02-117223	05/08/19	\$ 705,100	\$ -
Grossmont Union High	San Diego	El Capitan High	04-117430	05/09/19	\$ 155,309	\$ -

SFP APPLICATIONS
Modernization Acknowledged Applications Received Past Existing Authority as of October 31, 2020

District	County	Site Name	DSA Number	50-04 Date Received	Estimated State Grant (a)	Estimated Financial Hardship (b)
Templeton Unified	San Luis Obispo	Templeton High	03-116805	05/09/19	\$ 1,467,363	\$ -
Edison Elementary	Kern	Orangewood Elementary	03-113574	05/10/19	\$ 740,114	\$ 493,409
Paramount Unified	Los Angeles	Lakewood Elementary	03-118687	05/15/19	\$ 2,643,486	\$ -
Folsom-Cordova Unified	Sacramento	Theodore Judah Elementary	02-117436	05/16/19	\$ 1,638,194	\$ -
Capistrano Unified	Orange	Palisades Elementary	04-118015	05/20/19	\$ 3,509,415	\$ -
Saddleback Valley Unified	Orange	Lake Forest Elementary	04-117699	05/20/19	\$ 4,906,308	\$ -
Coachella Valley Unified	Riverside	Palm View Elementary	04-117174	05/20/19	\$ 2,729,876	\$ -
El Tejon Unified	Kern	Frazier Park Elementary	Site/Design	05/20/19	\$ 234,941	\$ 156,627
El Tejon Unified	Kern	Frazier Mountain High	Site/Design	05/20/19	\$ 253,703	\$ 169,135
El Tejon Unified	Kern	El Tejon Elementary	Site/Design	05/20/19	\$ 194,246	\$ 129,498
Island Union Elementary	Kings	Island Elementary	Site/Design	05/23/19	\$ 252,264	\$ 168,176
Downey Unified	Los Angeles	Lewis (Ed C) Elementary	03-117694	05/23/19	\$ 1,209,734	\$ -
Novato Unified	Marin	Loma Verde Elementary	01-118002	05/23/19	\$ 472,056	\$ -
Novato Unified	Marin	Lynwood Elementary	01-118003	05/23/19	\$ 1,184,380	\$ -
Folsom-Cordova Unified	Sacramento	Folsom Hills Elementary	02-117187	05/23/19	\$ 3,060,565	\$ -
Oxnard	Ventura	Christa McAuliffe Elementary	03-115302	05/29/19	\$ 119,762	\$ -
Greenfield Union Elementary	Monterey	Vista Verde Middle	Site/Design	05/31/19	\$ 174,974	\$ 116,649
Greenfield Union Elementary	Monterey	Mary Chapa Academy	Site/Design	05/31/19	\$ 342,363	\$ 228,242
Greenfield Union Elementary	Monterey	Oak Avenue Elementary	Site/Design	05/31/19	\$ 235,195	\$ 156,797
Capistrano Unified	Orange	Aliso Niguel High	04-117252	05/31/19	\$ 2,455,487	\$ -
Santa Ynez Valley Union High	Santa Barbara	Santa Ynez Valley Union High	03-119086	05/31/19	\$ 1,583,921	\$ -
Tustin Unified	Orange	C C Lambert Elementary	04-114722	05/31/19	\$ 563,209	\$ -
Tustin Unified	Orange	C E Utt Middle	04-117972	05/31/19	\$ 1,823,626	\$ -
Tustin Unified	Orange	Robert Heideman Elementary	04-115919	05/31/19	\$ 921,615	\$ -
Tustin Unified	Orange	Tustin High	04-114732	05/31/19	\$ 2,301,359	\$ -
Tustin Unified	Orange	Tustin High	04-113709	05/31/19	\$ 2,301,359	\$ -
Manhattan Beach Unified	Los Angeles	Pacific Elementary	03-119544	05/31/19	\$ 2,064,634	\$ -
Manhattan Beach Unified	Los Angeles	Mira Costa High	03-119547	05/31/19	\$ 1,769,028	\$ -
Placer Union High	Placer	Colfax High	02-117341	06/04/19	\$ 1,471,979	\$ -
Placer Union High	Placer	Placer High	02-117359	06/04/19	\$ 3,804,717	\$ -
Freshwater Elementary	Humboldt	Freshwater Elementary	01-118041	06/05/19	\$ 415,960	\$ 277,307
San Jose Unified	Santa Clara	Willow Glen Elementary	01-108097	06/05/19	\$ 1,651,049	\$ -
Irvine Unified	Orange	Lakeside Middle	04-116529	06/06/19	\$ 435,346	\$ -
Irvine Unified	Orange	Bonita Canyon Elementary	04-115833	06/06/19	\$ 152,715	\$ -
Irvine Unified	Orange	Greentree Elementary	04-115813	06/06/19	\$ 249,055	\$ -
John Swett Unified	Contra Costa	John Swett High	01-117014	06/11/19	\$ 3,398,076	\$ -
Newport-Mesa Unified	Orange	Harbor View Elementary	04-118010	06/12/19	\$ 2,603,395	\$ -
Newport-Mesa Unified	Orange	Maude B Davis Elementary	04-116609	06/12/19	\$ 1,087,192	\$ -
Santa Barbara Unified	Santa Barbara	Washington Elementary	03-118821	06/12/19	\$ 760,269	\$ -
Santa Barbara Unified	Santa Barbara	Cleveland Elementary	03-118822	06/12/19	\$ 860,420	\$ -
San Joaquin County Office of Education	San Joaquin	John J McFall Elementary	Site/Design	06/13/19	\$ 496,086	\$ 330,724
Yuba County Office of Education	Yuba	Virginia School	02-117118	06/13/19	\$ 282,975	\$ 188,650
Whittier City Elementary	Los Angeles	Orange Grove Elementary	03-105736	06/13/19	\$ 1,689,998	\$ -
Norris Elementary	Kern	Olive Drive Elementary	03-118389	06/14/19	\$ 2,343,802	\$ -
San Francisco Unified	San Francisco	Washington (George) High	01-117610	06/14/19	\$ 16,508,360	\$ -
Piedmont City Unified	Alameda	Piedmont High	01-117533	06/18/19	\$ 2,058,582	\$ -
San Jose Unified	Santa Clara	Peter Burnett Middle	01-115531	06/18/19	\$ 1,177,524	\$ -
San Jose Unified	Santa Clara	Willow Glen Middle	01-108624	06/18/19	\$ 1,256,733	\$ -

SFP APPLICATIONS
Modernization Acknowledged Applications Received Past Existing Authority as of October 31, 2020

District	County	Site Name	DSA Number	50-04 Date Received	Estimated State Grant (a)	Estimated Financial Hardship (b)
Santa Ana Unified	Orange	Walker Elementary	04-117489	06/19/19	\$ 2,465,677	\$ -
Santa Ana Unified	Orange	Cesar E Chavez High	04-117484	06/19/19	\$ 1,141,119	\$ -
Santa Ana Unified	Orange	Pio Pico Elementary	04-117488	06/19/19	\$ 2,116,589	\$ -
Elk Grove Unified	Sacramento	Sheldon High	02-117205	06/19/19	\$ 3,424,572	\$ -
Newport-Mesa Unified	Orange	Estancia High	04-115751	06/21/19	\$ 2,220,906	\$ -
Newport-Mesa Unified	Orange	Heinz Kaiser Elementary	04-116993	06/21/19	\$ 1,742,838	\$ -
Tustin Unified	Orange	Foothill High	04-113765	06/24/19	\$ 1,730,669	\$ -
Yuba County Office of Education	Yuba	Anna Bell Karr	02-117468	06/25/19	\$ 195,789	\$ 130,526
San Ramon Valley Unified	Contra Costa	Twin Creeks Elementary	01-114608	06/25/19	\$ 716,811	\$ -
Kings Canyon Joint Unified	Fresno	Great Western Elementary	02-116561	06/25/19	\$ 2,240,181	\$ -
Whittier City Elementary	Los Angeles	Lou Henry Hoover Elementary	03-105735	06/26/19	\$ 2,910,388	\$ -
San Marcos Unified	San Diego	Alvin M Dunn Elementary	04-116805	06/26/19	\$ 1,013,632	\$ -
Garden Grove Unified	Orange	Faylane Elementary	04-113987	06/27/19	\$ 337,455	\$ -
Garden Grove Unified	Orange	Riverdale Elementary	04-116420	06/27/19	\$ 715,239	\$ -
Garden Grove Unified	Orange	Parkview Elementary	04-116276	06/27/19	\$ 535,442	\$ -
Garden Grove Unified	Orange	R F Hazard Elementary	04-115414	06/27/19	\$ 138,941	\$ -
Garden Grove Unified	Orange	Donald S Jordan Intermediate	04-114033	06/27/19	\$ 257,453	\$ -
Monterey Peninsula Unified	Monterey	Monterey High	01-117753	06/28/19	\$ 1,847,583	\$ -
Eureka City Schools	Humboldt	Lincoln Elementary	01-111362	06/28/19	\$ 2,151,390	\$ -
San Francisco Unified	San Francisco	Lafayette Elementary	01-117769	07/01/19	\$ 1,746,645	\$ -
San Ramon Valley Unified	Contra Costa	Sycamore Valley Elementary	01-117096	07/02/19	\$ 3,098,753	\$ -
Davis Joint Unified	Yolo	Ralph Waldo Emerson Junior High	02-114292	07/03/19	\$ 1,957,608	\$ -
Santa Barbara Unified	Santa Barbara	Santa Barbara Junior High	03-118649	07/03/19	\$ 5,836,750	\$ -
Pomona Unified	Los Angeles	Roosevelt Elementary	03-119226	07/11/19	\$ 3,700,706	\$ -
Moreno Valley Unified	Riverside	Serrano Elementary	04-117854	07/11/19	\$ 3,284,803	\$ 2,189,869
Moreno Valley Unified	Riverside	Hidden Springs Elementary	04-117846	07/11/19	\$ 1,277,989	\$ 851,993
Moreno Valley Unified	Riverside	Hendrick Ranch Elementary	04-117881	07/11/19	\$ 1,818,818	\$ 1,212,545
Moreno Valley Unified	Riverside	Cloverdale Elementary	04-117856	07/11/19	\$ 3,815,272	\$ 2,543,515
Moreno Valley Unified	Riverside	Bear Valley Elementary	04-117898	07/11/19	\$ 4,476,071	\$ 2,984,047
Moreno Valley Unified	Riverside	Mountain View Middle	04-117823	07/11/19	\$ 6,770,235	\$ 4,513,490
Moreno Valley Unified	Riverside	Honey Hollow Elementary	04-117855	07/11/19	\$ 3,141,216	\$ 2,094,144
Moreno Valley Unified	Riverside	Ridge Crest Elementary	04-117820	07/11/19	\$ 2,695,299	\$ 1,796,866
Yuba County Office of Education	Yuba	Virginia School	02-117579	07/19/19	\$ 843,714	\$ 562,476
Placer Union High	Placer	Del Oro High	02-117360	07/19/19	\$ 3,939,831	\$ -
Azusa Unified	Los Angeles	Charles H Lee Elementary	03-120002	07/22/19	\$ 2,799,664	\$ -
Azusa Unified	Los Angeles	Gladstone High	03-116754	07/22/19	\$ 867,640	\$ -
Galt Joint Union Elementary	Sacramento	Vernon E Greer Elementary	02-116669	07/22/19	\$ 2,249,078	\$ -
Washington Unified	Yolo	Elkhorn Village Elementary	02-114393	07/23/19	\$ 1,425,135	\$ -
San Jose Unified	Santa Clara	Leland High	01-109290	07/26/19	\$ 2,172,167	\$ -
Montague Elementary	Siskiyou	Montague Elementary	Site/Design	07/26/19	\$ 1,221,836	\$ 814,557
Tulare County Office of Education	Tulare	LB Hill Learning Cntr	02-117142	08/02/19	\$ 1,360,110	\$ 906,740
Fremont Unified	Alameda	John M Horner Junior High	01-116600	08/02/19	\$ 3,154,754	\$ -
San Francisco Unified	San Francisco	Milk (Harvey) Civil Rights Elementary	01-118065	08/05/19	\$ 1,059,695	\$ -
Novato Unified	Marin	San Marin High	01-117833	08/07/19	\$ 756,041	\$ -
Redwood City Elementary	San Mateo	John F Kennedy Middle	01-117968	08/08/19	\$ 3,277,173	\$ -
Los Angeles Unified	Los Angeles	Audubon Middle	03-117732	08/09/19	\$ 2,245,921	\$ -
Los Angeles Unified	Los Angeles	Tenth Street Elementary	03-114945	08/09/19	\$ 2,319,140	\$ -
Roseville Joint Union High	Placer	Granite Bay High	02-117352	08/09/19	\$ 2,784,623	\$ -

SFP APPLICATIONS
Modernization Acknowledged Applications Received Past Existing Authority as of October 31, 2020

District	County	Site Name	DSA Number	50-04 Date Received	Estimated State Grant (a)	Estimated Financial Hardship (b)
Roseville Joint Union High	Placer	Oakmont High	02-117308	08/09/19	\$ 3,192,270	\$ -
Monson-Sultana Joint Union Elementary	Tulare	Monson-Sultana Elementary	02-117490	08/09/19	\$ 905,713	\$ -
Culver City Unified	Los Angeles	La Ballona Elementary	03-117972	08/12/19	\$ 448,287	\$ -
Novato Unified	Marin	Novato High	01-117947	08/12/19	\$ 1,432,028	\$ -
Corona-Norco Unified	Riverside	Norco Intermediate	04-117938	08/12/19	\$ 812,816	\$ -
Stockton Unified	San Joaquin	Cleveland Elementary	02-116886	08/12/19	\$ 3,874,216	\$ -
Moreno Valley Unified	Riverside	Canyon Springs High	04-117843	08/13/19	\$ 15,244,687	\$ -
Orange Unified	Orange	Canyon High	04-117300	08/14/19	\$ 7,032,986	\$ -
Kern High	Kern	Bakersfield High	03-118972	08/16/19	\$ 13,705,939	\$ -
Tahoe-Truckee Unified	Placer	Sierra Expeditionary Learning	02-114939	08/16/19	\$ 1,146,384	\$ -
Los Angeles Unified	Los Angeles	Sixty-Eight Street Elementary	03-118160	08/19/19	\$ 1,690,286	\$ -
Whittier City Elementary	Los Angeles	Mill Elementary	03-106560	08/19/19	\$ 1,393,200	\$ -
Grass Valley Elementary	Nevada	Grass Valley Charter	02-117269	08/19/19	\$ 2,556,209	\$ -
Grass Valley Elementary	Nevada	Margaret G Scotten Elementary	02-117268	08/19/19	\$ 2,476,211	\$ -
Los Nietos	Los Angeles	Aeolian Elementary	03-114092	08/23/19	\$ 2,812,991	\$ -
Elk Grove Unified	Sacramento	Joseph Kerr Middle	02-117149	08/23/19	\$ 2,188,989	\$ -
Lucia Mar Unified	San Luis Obispo	Oceano Elementary	03-118642	08/26/19	\$ 1,690,526	\$ -
Lucia Mar Unified	San Luis Obispo	Mesa Middle	03-118807	08/26/19	\$ 2,934,810	\$ -
Moraga Elementary	Contra Costa	Camino Pablo Elementary	01-117857	08/26/19	\$ 701,440	\$ -
Le Grand Union	Merced	Le Grand Elementary	Site/Design	08/26/19	\$ 302,660	\$ 201,774
Colusa Unified	Colusa	Burchfield Primary	02-114561	08/28/19	\$ 1,147,073	\$ -
Colusa Unified	Colusa	Colusa High	02-114560	08/28/19	\$ 1,178,921	\$ -
Colusa Unified	Colusa	Egling Middle	02-114558	08/28/19	\$ 1,413,093	\$ -
Saddleback Valley Unified	Orange	Rancho Santa Margarita	04-117874	08/29/19	\$ 6,019,974	\$ -
Desert Sands Unified	Riverside	Indio Middle	04-117991	08/29/19	\$ 4,500,965	\$ -
Riverside Unified	Riverside	Magnolia Elementary	04-117814	08/29/19	\$ 670,308	\$ -
Riverside Unified	Riverside	Fremont Elementary	04-117892	08/29/19	\$ 1,494,294	\$ -
Azusa Unified	Los Angeles	Murray Elementary	03-118150	08/30/19	\$ 1,372,382	\$ -
San Francisco Unified	San Francisco	Garfield Elementary	01-117815	08/30/19	\$ 1,805,257	\$ -
Kern Union High	Kern	North High	03-114830	09/03/19	\$ 4,559,315	\$ -
Chicago Park Elementary	Nevada	Chicago Park Elementary	02-117469	09/04/19	\$ 242,080	\$ 161,387
Chicago Park Elementary	Nevada	Chicago Park Community Charter	02-117469	09/04/19	\$ 439,813	\$ 293,209
Bennett Valley Union Elementary	Sonoma	Yulupa Elementary	01-112640	09/12/19	\$ 264,042	\$ -
Hanford Elementary	Kings	Lincoln Elementary	02-117625	09/13/19	\$ 2,683,314	\$ -
Hanford Elementary	Kings	George Washington	02-117307	09/13/19	\$ 2,476,072	\$ -
Desert Sands Unified	Riverside	Kennedy Elementary	04-118249	09/16/19	\$ 402,918	\$ -
Newport-Mesa Unified	Orange	Wilson Elementary	04-116611	09/17/19	\$ 1,802,983	\$ -
San Jose Unified	Santa Clara	Willow Glen High	01-108611	09/17/19	\$ 2,212,543	\$ -
San Jose Unified	Santa Clara	Lincoln High	01-117168	09/17/19	\$ 2,538,379	\$ -
Moreno Valley Unified	Riverside	Vista Heights	04-117821	09/19/19	\$ 6,163,856	\$ 4,109,237
Riverside Unified	Riverside	Adams Elementary	04-118175	09/19/19	\$ 1,012,227	\$ -
Panama-Buena Vista Union	Kern	Panama Elementary	03-118288	09/26/19	\$ 3,301,060	\$ -
Saugus Union Elementary	Los Angeles	Plum Canyon Elementary	03-119335	09/26/19	\$ 1,233,580	\$ -
Etiwanda Elementary	San Bernardino	Windrows Elementary	04-116986	09/26/19	\$ 3,255,348	\$ 2,170,232
Walnut Valley Unified	Los Angeles	Diamond Bar High	03-119136	09/30/19	\$ 13,519,632	\$ -
Center Joint Unified	Sacramento	Oak Hill Elementary	02-117135	09/30/19	\$ 3,641,528	\$ -
Moreno Valley Unified	Riverside	Badger Springs Middle	04-117899	10/08/19	\$ 5,234,589	\$ 3,489,726
Alta Vista Elementary	Tulare	Alta Vista Elementary	02-117379	10/08/19	\$ 1,656,832	\$ 1,104,555

SFP APPLICATIONS
Modernization Acknowledged Applications Received Past Existing Authority as of October 31, 2020

District	County	Site Name	DSA Number	50-04 Date Received	Estimated State Grant (a)	Estimated Financial Hardship (b)
Rockford Elementary	Tulare	Rockford Elementary	02-117409	10/08/19	\$ 442,844	\$ -
Wheatland Union High	Yuba	Wheatland Union High	02-117351	10/09/19	\$ 3,786,222	\$ -
Monterey Peninsula Unified	Monterey	George C Marshall Elementary	01-118121	10/11/19	\$ 691,138	\$ -
Monterey Peninsula Unified	Monterey	Highland Elementary	01-118108	10/11/19	\$ 550,516	\$ -
Monterey Peninsula Unified	Monterey	Monte Vista Elementary	01-118005	10/11/19	\$ 2,092,964	\$ -
Monterey Peninsula Unified	Monterey	Marina Vista Elementary	01-118107	10/14/19	\$ 754,887	\$ -
Sacramento City Unified	Sacramento	American Legion High (Continuation)	02-116158	10/17/19	\$ 376,386	\$ -
Sacramento City Unified	Sacramento	West Campus	02-115633	10/17/19	\$ 540,268	\$ -
Washington Unified	Yolo	Washington Middle College High	02-114394	10/17/19	\$ 1,243,180	\$ -
Visalia Unified	Tulare	Golden West High	02-116479	10/18/19	\$ 11,715,960	\$ -
Whittier City Elementary	Los Angeles	Daniel Phelan Elementary	03-106561	10/23/19	\$ 1,769,640	\$ -
Whittier City Elementary	Los Angeles	Lydia Jackson Elementary	03-107193	10/23/19	\$ 1,434,996	\$ -
Whittier City Elementary	Los Angeles	West Whittier Elementary	03-107194	10/23/19	\$ 5,566,584	\$ -
Elk Grove Unified	Sacramento	Foulks Ranch Elementary	02-117399	10/24/19	\$ 2,043,360	\$ -
Monterey Peninsula Unified	Monterey	La Mesa Elementary	01-118004	10/25/19	\$ 260,145	\$ -
Monterey Peninsula Unified	Monterey	Foothill Elementary	01-118109	10/25/19	\$ 666,640	\$ -
Redwood City Elementary	San Mateo	Orion Alternative	01-117236	10/25/19	\$ 550,482	\$ -
North Cow Creek Elementary	Shasta	North Cow Creek Elementary	Site/Design	10/25/19	\$ 252,263	\$ 168,176
Palmdale Elementary	Los Angeles	Dos Caminos Elementary	03-115845	10/30/19	\$ 906,607	\$ -
Glendale Unified	Los Angeles	College View	03-115058	10/31/19	\$ 1,313,607	\$ -
Mission Union Elementary	Monterey	Mission Elementary	01-118422	10/31/19	\$ 334,060	\$ 222,707
Corcoran Joint Unified	Kings	John Muir Middle	02-116090	11/08/19	\$ 1,888,499	\$ -
Corcoran Joint Unified	Kings	Mark Twain Elementary	02-116065	11/08/19	\$ 1,668,660	\$ -
Riverside Unified	Riverside	University Heights Middle	04-117674	11/14/19	\$ 418,281	\$ -
Sylvan Union Elementary	Stanislaus	Elizabeth Ustach Middle	02-117460	11/18/19	\$ 5,174,338	\$ -
Plaza Elementary	Glenn	Plaza Elementary	02-117528	11/19/19	\$ 1,022,988	\$ 681,992
Hanford Elementary	Kings	Lee Richmond Elementary	02-117535	11/19/19	\$ 1,533,537	\$ -
Hesperia Unified	San Bernardino	Joshua Circle Elementary	04-117025	11/19/19	\$ 2,061,850	\$ -
Hesperia Unified	San Bernardino	Sultana High	04-117026	11/19/19	\$ 2,040,420	\$ -
Whittier City Elementary	Los Angeles	Christian Sorensen Elementary	03-115379	11/20/19	\$ 3,126,055	\$ -
Centralia Elementary	Orange	San Marino Elementary	04-118111	11/21/19	\$ 532,907	\$ -
Oak Park Unified	Ventura	Brookside Elementary	03-119461	11/21/19	\$ 2,943,843	\$ -
Hanford Elementary	Kings	Roosevelt Elementary	02-117610	11/25/19	\$ 1,205,134	\$ -
Burton Elementary	Tulare	Oak Grove Elementary	02-117043	11/25/19	\$ 2,939,952	\$ -
Burton Elementary	Tulare	Burton Elementary	02-117097	11/25/19	\$ 1,776,355	\$ -
Burton Elementary	Tulare	Jim Maples Academy	02-117158	11/25/19	\$ 2,122,800	\$ -
Santa Paula Unified	Ventura	Barbara Webster Elementary	03-117697	11/25/19	\$ 1,791,587	\$ -
Waterford Unified	Stanislaus	Richard M Moon Primary	Site/Design	11/26/19	\$ 408,014	\$ 272,009
Waterford Unified	Stanislaus	Lucille Whitehead Intermediate	Site/Design	11/26/19	\$ 95,434	\$ 63,623
Waterford Unified	Stanislaus	Waterford Junior High	Site/Design	11/26/19	\$ 230,927	\$ 153,951
Waterford Unified	Stanislaus	Sentinel High	Site/Design	11/26/19	\$ 16,399	\$ 10,933
Moraga Elementary	Contra Costa	Donald L Rheem Elementary	01-117858	12/02/19	\$ 2,671,694	\$ -
Morongo Unified	San Bernardino	Yucca Valley High	04-118319	12/02/19	\$ 1,384,070	\$ -
Mountain View-Los Altos Union High	Santa Clara	Mountain View High	01-117904	12/02/19	\$ 3,835,811	\$ -
Los Alamitos Unified	Orange	Rossmoor Elementary	04-114736	12/04/19	\$ 626,198	\$ -
Los Nietos	Los Angeles	Ada S Nelson Elementary	03-114094	12/06/19	\$ 2,021,740	\$ -
Whittier City Elementary	Los Angeles	Katherine Edwards Middle	03-118600	12/18/19	\$ 6,543,024	\$ -
Riverside Unified	Riverside	Alcott Elementary	04-117959	12/19/19	\$ 1,013,094	\$ -

SFP APPLICATIONS
Modernization Acknowledged Applications Received Past Existing Authority as of October 31, 2020

District	County	Site Name	DSA Number	50-04 Date Received	Estimated State Grant (a)	Estimated Financial Hardship (b)
Los Angeles Unified	Los Angeles	Ninety-Third Street Elementary	03-116755	12/20/19	\$ 900,630	\$ -
Los Angeles Unified	Los Angeles	Foshay Learning Center	03-116888	12/20/19	\$ 4,012,461	\$ -
Los Angeles Unified	Los Angeles	Venice Senior High	03-119154	12/20/19	\$ 7,478,560	\$ -
San Rafael City High	Marin	San Rafael High	01-115533	12/20/19	\$ 986,446	\$ -
Monterey Peninsula Unified	Monterey	Seaside Middle	01-118122	12/20/19	\$ 2,011,747	\$ -
Riverside Unified	Riverside	Longfellow Elementary	04-117960	12/26/19	\$ 1,356,938	\$ -
Rosemead Elementary	Los Angeles	Muscatel Middle	03-109178	01/06/20	\$ 4,030,939	\$ -
Little Lake City Elementary	Los Angeles	Lakeside Middle	03-115454	01/13/20	\$ 4,543,695	\$ -
Corona-Norco Unified	Riverside	Jefferson Elementary	04-118005	01/15/20	\$ 2,544,857	\$ -
Center Joint Unified	Sacramento	Center High	02-117487	01/16/20	\$ 8,971,020	\$ 5,980,680
Woodlake Unified	Tulare	Woodlake Valley Middle	02-117237	01/16/20	\$ 1,735,245	\$ -
Calexico Unified	Imperial	Calexico High	04-117794	01/21/20	\$ 18,119,529	\$ -
Redwood City Elementary	San Mateo	Hawes Elementary	01-117951	01/21/20	\$ 491,590	\$ -
Los Nietos	Los Angeles	Los Nietos Middle	03-116199	01/24/20	\$ 569,446	\$ -
Rosemead Elementary	Los Angeles	Muscatel Middle	03-114328	01/24/20	\$ 1,904,011	\$ -
Oak Park Unified	Ventura	Medea Creek Middle	03-119462	01/24/20	\$ 5,746,358	\$ -
Monterey County Office of Education	Monterey	Bard Blades (TMR)	01-117689	01/27/20	\$ 814,737	\$ -
San Lorenzo Unified	Alameda	Colonial Acres Elementary	01-116536	01/27/20	\$ 1,022,207	\$ -
Los Angeles Unified	Los Angeles	Susan Miller Dorsey Senior High	03-117794	01/28/20	\$ 872,225	\$ -
Anaheim Union High	Orange	Western High	04-118221	01/28/20	\$ 2,579,977	\$ -
East Side Union High	Santa Clara	William C Overfelt High	01-117865	01/28/20	\$ 246,855	\$ -
Whittier City Elementary	Los Angeles	Longfellow Elementary	03-106559	01/29/20	\$ 3,420,166	\$ -
Tulare City	Tulare	Roosevelt Elementary	02-114627	01/29/20	\$ 2,470,914	\$ -
Central Union High	Imperial	Southwest High	04-118097	01/31/20	\$ 1,349,208	\$ -
Las Virgenes Unified	Los Angeles	White Oak Elementary	03-101924	02/03/20	\$ 1,351,367	\$ -
Garden Grove Unified	Orange	Morningside Elementary	04-115411	02/04/20	\$ 273,783	\$ -
Walnut Valley Unified	Los Angeles	South Pointe Middle	03-118739	02/04/20	\$ 950,894	\$ -
Los Alamitos Unified	Orange	Jack L Weaver Elementary	04-116464	02/04/20	\$ 355,161	\$ -
Castro Valley Unified	Alameda	Creekside Middle	01-117540	02/05/20	\$ 1,165,308	\$ -
Long Beach Unified	Los Angeles	Alvarado Elementary	03-119262	02/06/20	\$ 2,002,889	\$ -
Long Beach Unified	Los Angeles	Bixby Elementary	03-119200	02/06/20	\$ 2,585,231	\$ -
Greenfield Union	Kern	Planz Elementary	Site/Design	02/07/20	\$ 228,942	\$ 152,628
Greenfield Union	Kern	Plantation Elementary	Site/Design	02/07/20	\$ 172,273	\$ 114,849
Greenfield Union	Kern	Leon H Ollivier Middle	Site/Design	02/07/20	\$ 899,293	\$ 599,529
Greenfield Union	Kern	Raffaello Palla Elementary	Site/Design	02/07/20	\$ 698,160	\$ 465,440
Greenfield Union	Kern	McKee Middle	Site/Design	02/07/20	\$ 655,251	\$ 436,834
Greenfield Union	Kern	W A Kendrick Elementary	Site/Design	02/07/20	\$ 615,801	\$ 410,534
Greenfield Union	Kern	Greenfield Middle	Site/Design	02/07/20	\$ 234,649	\$ 156,433
Greenfield Union	Kern	Fairview Elementary	Site/Design	02/07/20	\$ 423,162	\$ 282,108
Long Beach Unified	Los Angeles	Muir Elementary	03-119244	02/07/20	\$ 7,924,918	\$ -
Centralia Elementary	Orange	Los Coyotes Elementary	04-118606	02/07/20	\$ 125,931	\$ -
Fountain Valley Elementary	Orange	Tamura (Hisamatsu) Elementary	04-117588	02/10/20	\$ 1,476,090	\$ -
Fountain Valley Elementary	Orange	Newland (William T) Elementary	04-117591	02/10/20	\$ 2,318,769	\$ -
Del Norte County Unified	Del Norte	Mary Peacock Elementary	01-118086	02/11/20	\$ 1,883,811	\$ 1,255,874
Del Norte County Unified	Del Norte	Bess Maxwell Elementary	01-118085	02/11/20	\$ 1,423,794	\$ 949,196
Del Norte County Unified	Del Norte	Pine Grove Elementary	01-118087	02/11/20	\$ 1,153,663	\$ 769,109
Garden Grove Unified	Orange	Newhope Elementary	04-114093	02/11/20	\$ 432,606	\$ -
San Ramon Valley Unified	Contra Costa	Rancho Romero Elementary	01-116911	02/13/20	\$ 3,143,938	\$ -

SFP APPLICATIONS
Modernization Acknowledged Applications Received Past Existing Authority as of October 31, 2020

District	County	Site Name	DSA Number	50-04 Date Received	Estimated State Grant (a)	Estimated Financial Hardship (b)
San Ramon Valley Unified	Contra Costa	Vista Grande Elementary	01-116980	02/13/20	\$ 2,013,096	\$ -
Redwood City Elementary	San Mateo	Henry Ford Elementary	01-117900	02/18/20	\$ 1,857,848	\$ -
Martinez Unified	Contra Costa	John Muir Elementary	01-118033	02/24/20	\$ 863,677	\$ -
Kelseyville Unified	Lake	Riviera Elementary	01-118093	02/24/20	\$ 1,497,543	\$ 998,362
Kelseyville Unified	Lake	Mountain Vista Middle	01-117974	02/24/20	\$ 2,445,681	\$ -
Palo Alto Unified	Santa Clara	Palo Alto High	01-115352	02/24/20	\$ 2,528,747	\$ -
Kelseyville Unified	Lake	Kelseyville Elementary	01-118115	02/26/20	\$ 1,208,056	\$ 805,371
Chino Valley Unified	San Bernardino	Ruben S Ayala High	04-118029	02/27/20	\$ 7,953,343	\$ -
Moreno Valley Unified	Riverside	North Ridge Elementary	04-117822	02/28/20	\$ 3,739,924	\$ -
Cajon Valley Union	San Diego	Johnson Elementary	04-118531	02/28/20	\$ 126,661	\$ -
Downey Unified	Los Angeles	Stauffer (Mary R) Middle	03-119396	03/02/20	\$ 1,326,775	\$ -
Brentwood Union Elementary	Contra Costa	Edna Hill Middle	01-118117	03/03/20	\$ 3,020,040	\$ -
West Contra Costa Unified	Contra Costa	Wilson Elementary	01-117849	03/03/20	\$ 3,844,145	\$ -
Norwalk-La Mirada Unified	Los Angeles	La Mirada High	03-118224	03/03/20	\$ 976,743	\$ -
Long Beach Unified	Los Angeles	Madison Elementary	03-119241	03/04/20	\$ 3,795,170	\$ -
Carlsbad Unified	San Diego	Magnolia Elementary	04-118609	03/04/20	\$ 881,515	\$ -
Manhattan Beach Unified	Los Angeles	Opal Robinson Elementary	03-120170	03/04/20	\$ 5,158,125	\$ -
West Contra Costa Unified	Contra Costa	Richmond Unified Alter Ed	01-118099	03/05/20	\$ 1,245,850	\$ -
San Francisco Unified	San Francisco	Sheridan Elementary	01-118281	03/05/20	\$ 838,564	\$ -
Sunnyside Union Elementary	Tulare	Sunnyside Elementary	Site/Design	03/06/20	\$ 234,947	\$ 156,631
Santee	San Diego	Pepper Drive Elementary	04-114604	03/09/20	\$ 5,936,708	\$ -
Happy Valley Elementary	Santa Cruz	Happy Valley Elementary	01-117408	03/10/20	\$ 921,035	\$ 614,023
Little Lake City Elementary	Los Angeles	Lake Center Middle	03-115453	03/12/20	\$ 5,032,565	\$ -
Little Lake City Elementary	Los Angeles	Lakeland Elementary	03-116782	03/13/20	\$ 3,256,864	\$ -
Liberty Union High	Contra Costa	Liberty High	01-117742	03/16/20	\$ 5,750,850	\$ -
Los Angeles Unified	Los Angeles	Manhattan Place Elementary	03-117569	03/16/20	\$ 2,228,899	\$ -
Manhattan Beach Unified	Los Angeles	Meadows Avenue Elementary	03-120169	03/16/20	\$ 1,448,092	\$ -
Santee	San Diego	Sycamore Canyon Elementary	04-118743	03/17/20	\$ 280,308	\$ -
Santee	San Diego	PRIDE Academy at Prospect Avenue	04-118742	03/18/20	\$ 280,308	\$ -
Ontario-Montclair	San Bernardino	Central Language Academy	04-118489	03/19/20	\$ 493,206	\$ -
Ontario-Montclair	San Bernardino	Euclid Elementary	04-118364	03/19/20	\$ 493,206	\$ -
Santee	San Diego	Chet F Harritt Elementary	04-118693	03/19/20	\$ 1,391,641	\$ -
Mountain View Elementary	Los Angeles	Cogswell Elementary	03-119020	03/24/20	\$ 747,648	\$ -
Downey Unified	Los Angeles	Doty Middle	03-119313	03/26/20	\$ 6,509,783	\$ -
Anaheim Elementary	Orange	Sunkist Elementary	04-117365	03/31/20	\$ 8,021,867	\$ -
Santa Monica-Malibu Unified	Los Angeles	Malibu High	03-117622	04/01/20	\$ 238,260	\$ -
Mountain View Elementary	Los Angeles	Jerry Voorhis Elementary	03-120499	04/08/20	\$ 2,412,065	\$ -
Dinuba Unified	Tulare	Dinuba High	02-117424	04/08/20	\$ 4,090,672	\$ 2,727,115
Los Nietos	Los Angeles	Rancho Santa Gertrudes Elementary	03-112702	04/10/20	\$ 1,783,452	\$ -
Little Lake City Elementary	Los Angeles	Cresson Elementary	03-116783	04/15/20	\$ 3,314,669	\$ -
Little Lake City Elementary	Los Angeles	William W Orr Elementary	03-117725	04/15/20	\$ 3,552,290	\$ -
Little Lake City Elementary	Los Angeles	Paddison Elementary	03-117723	04/15/20	\$ 2,602,126	\$ -
Little Lake City Elementary	Los Angeles	Jersey Avenue Elementary	03-116781	04/15/20	\$ 4,404,263	\$ -
Little Lake City Elementary	Los Angeles	Lakeview Elementary	03-117724	04/15/20	\$ 1,334,905	\$ -
Little Lake City Elementary	Los Angeles	Studebaker Elementary	03-116784	04/15/20	\$ 6,104,596	\$ -
Miller Creek (aka Dixie) Elementary	Marin	Miller Creek Middle	01-118118	04/20/20	\$ 3,011,768	\$ -
Azusa Unified	Los Angeles	Azusa High	03-118750	04/23/20	\$ 2,656,453	\$ -
Piedmont City Unified	Alameda	Millennium High Alternative	01-117533	04/27/20	\$ 1,143,058	\$ -

SFP APPLICATIONS
Modernization Acknowledged Applications Received Past Existing Authority as of October 31, 2020

District	County	Site Name	DSA Number	50-04 Date Received	Estimated State Grant (a)	Estimated Financial Hardship (b)
Piedmont City Unified	Alameda	Piedmont Middle	01-117533	04/27/20	\$ 3,618,536	\$ -
Woodville Union Elementary	Tulare	Woodville Elementary	02-117653	04/27/20	\$ 1,384,262	\$ 922,841
Cupertino Union	Santa Clara	Louis E. Stocklmeir Elementary	01-117343	05/05/20	\$ 2,553,029	\$ -
Whittier City Elementary	Los Angeles	Lydia Jackson Elementary	03-118601	05/07/20	\$ 2,420,600	\$ -
Standard Elementary	Kern	Standard Elementary	03-119797	05/08/20	\$ 2,438,578	\$ -
Santa Cruz City Elementary	Santa Cruz	Gault Elementary	01-116894	05/08/20	\$ 766,614	\$ 511,076
Benicia Unified	Solano	Benicia Middle	02-117036	05/13/20	\$ 3,201,689	\$ -
Santa Cruz City Elementary	Santa Cruz	Westlake Elementary	01-118050	05/26/20	\$ 337,743	\$ -
Santa Cruz City High	Santa Cruz	Mission Hill Middle	01-116900	05/26/20	\$ 963,477	\$ -
Santa Cruz City High	Santa Cruz	Mission Hill Middle	01-118048	05/26/20	\$ 345,040	\$ -
Los Angeles Unified	Los Angeles	Haddon Avenue Elementary	03-111619	05/27/20	\$ 567,071	\$ -
Keyes Union	Stanislaus	Keyes Elementary	02-115079	05/28/20	\$ 977,602	\$ -
San Francisco Unified	San Francisco	Clarendon Alternative Elementary	01-117739	06/05/20	\$ 1,221,651	\$ -
San Jose Unified	Santa Clara	Pioneer High	01-117508	06/08/20	\$ 5,396,312	\$ -
Sutter Union High	Sutter	Butte View High	Site/Design	06/08/20	\$ 53,050	\$ 35,367
Exeter Unified	Tulare	Lincoln Elementary	02-117498	06/08/20	\$ 3,223,827	\$ -
Mountain View Elementary	Los Angeles	Baker Elementary	03-119022	06/09/20	\$ 1,216,485	\$ -
Mountain View Elementary	Los Angeles	Maxson Elementary	03-119871	06/09/20	\$ 2,070,824	\$ -
Desert Sands Unified	Riverside	James Monroe Elementary	04-119005	06/12/20	\$ 3,505,912	\$ -
Happy Camp Union Elementary	Siskiyou	Happy Camp Elementary	Site/Design	06/12/20	\$ 151,321	\$ 100,881
Santa Cruz City Elementary	Santa Cruz	Bay View Elementary	01-117916	06/18/20	\$ 2,335,181	\$ -
Santa Cruz City Elementary	Santa Cruz	De Laveaga Elementary	01-117910	06/18/20	\$ 684,116	\$ -
Sanger Unified	Fresno	Wilson Elementary	02-117576	06/19/20	\$ 2,240,838	\$ -
Culver City Unified	Los Angeles	Linwood E Howe Elementary	03-117985	06/19/20	\$ 1,144,606	\$ -
Moraga Elementary	Contra Costa	Joaquin Moraga Intermediate	01-118563	06/22/20	\$ 816,506	\$ -
Western Placer Unified	Placer	Glen Edwards Middle	02-117099	06/22/20	\$ 97,093	\$ -
Chino Valley Unified	San Bernardino	Robert O Townsend Junior High	04-117235	06/22/20	\$ 5,692,017	\$ -
Chino Valley Unified	San Bernardino	Canyon Hills Junior High	04-117236	06/22/20	\$ 5,297,919	\$ -
Castro Valley Unified	Alameda	Castro Valley High	01-118314	06/25/20	\$ 3,614,585	\$ -
Culver City Unified	Los Angeles	El Rincon Elementary	03-117113	06/29/20	\$ 822,716	\$ -
North Cow Creek Elementary	Shasta	North Cow Creek Elementary	04-118162	06/29/20	\$ 872,946	\$ 581,964
Whittier City Elementary	Los Angeles	Lydia Jackson Elementary	03-118811	06/30/20	\$ 1,302,684	\$ -
Redwood City Elementary	San Mateo	Selby Lane Elementary	01-117936	07/01/20	\$ 2,416,873	\$ -
Rosemead Elementary	Los Angeles	Mildred B Janson Elementary	03-118778	07/14/20	\$ 2,320,503	\$ -
Tulare City	Tulare	Wilson Elementary	02-118021	07/17/20	\$ 1,329,829	\$ -
Folsom-Cordova Unified	Sacramento	Sutter Middle	02-117495	07/20/20	\$ 6,814,963	\$ -
Los Alamitos Unified	Orange	Francis Hopkinson Elementary	04-118615	07/20/20	\$ 1,331,170	\$ -
Rowland Unified	Los Angeles	Stanley G Oswalt Academy	03-119817	07/23/20	\$ 4,323,818	\$ -
Campbell Union High	Santa Clara	Prospect High	01-116954	07/28/20	\$ 900,358	\$ -
Campbell Union High	Santa Clara	Del Mar High	01-117321	07/28/20	\$ 101,568	\$ -
Campbell Union High	Santa Clara	Westmont High	01-117322	07/28/20	\$ 454,481	\$ -
Santa Ana Unified	Orange	Muir Elementary	04-117781	07/30/20	\$ 4,894,661	\$ -
Fountain Valley Elementary	Orange	Gisler (Robert) Elementary	02-118657	08/05/20	\$ 833,071	\$ -
Culver City Unified	Los Angeles	Culver City High	03-120611	08/06/20	\$ 231,309	\$ -
Oakland Unified	Alameda	Manzanita Elementary	01-108743	08/07/20	\$ 3,004,306	\$ -
Menifee Union Elementary	Riverside	Menifee Valley Middle	04-118180	08/07/20	\$ 5,664,890	\$ -
San Dieguito Union High	San Diego	Sunset High (Continuation)	04-117807	08/07/20	\$ 1,189,752	\$ -
Azusa Unified	Los Angeles	Slauson Intermediate	03-119968	08/10/20	\$ 736,951	\$ -

SFP APPLICATIONS
Modernization Acknowledged Applications Received Past Existing Authority as of October 31, 2020

District	County	Site Name	DSA Number	50-04 Date Received	Estimated State Grant (a)	Estimated Financial Hardship (b)
Santa Barbara Unified	Santa Barbara	Santa Barbara Senior High	03-120342	08/10/20	\$ 37,749	\$ -
Mountain View Elementary	Los Angeles	Willard F Payne Elementary	03-119019	08/17/20	\$ 920,247	\$ -
Santa Paula Unified	Ventura	Thelma Bedell Elementary	03-119955	08/21/20	\$ 1,353,374	\$ -
Morgan Hill Unified	Santa Clara	Nordstrom Elementary	01-118364	08/25/20	\$ 3,569,254	\$ -
Plumas Unified	Plumas	Quincy Elementary	02-117321	08/28/20	\$ 2,502,911	\$ -
Knights Ferry Elementary	Stanislaus	Knights Ferry Elementary	02-118085	08/28/20	\$ 965,899	\$ -
Martinez Unified	Contra Costa	Alhambra Senior High	01-118152	08/31/20	\$ 2,013,416	\$ -
Grossmont Union High	San Diego	Granite Hills High	04-118912	08/31/20	\$ 1,100,157	\$ -
Benicia Unified	Solano	Matthew Turner Elementary	02-117105	09/01/20	\$ 513,549	\$ -
Pierce Joint Unified	Colusa	Pierce High	02-117765	09/02/20	\$ 1,321,723	\$ -
Garden Grove Unified	Orange	Rosita Elementary	04-115412	09/02/20	\$ 49,069	\$ -
Garden Grove Unified	Orange	Stanford Elementary	04-114037	09/02/20	\$ 218,640	\$ -
Garden Grove Unified	Orange	Agnes Ware Stanley Elementary	04-114069	09/02/20	\$ 295,479	\$ -
Garden Grove Unified	Orange	Louis G Zeyen Elementary	04-115401	09/02/20	\$ 96,002	\$ -
Arvin Union	Kern	Sierra Vista Elementary	03-119933	09/04/20	\$ 4,938,288	\$ -
Alameda City Unified	Alameda	Encinal Junior/Senior High	01-117611	09/09/20	\$ 1,106,364	\$ -
Los Alamitos Unified	Orange	Richard Henry Lee Elementary	04-117421	09/09/20	\$ 1,287,991	\$ -
Fountain Valley Elementary	Orange	Talbert (Samuel E) Middle	04-118717	09/15/20	\$ 1,704,866	\$ -
San Francisco Unified	San Francisco	Giannini (AP) Middle	01-118665	09/16/20	\$ 7,072,634	\$ -
Fairfield-Suisun Unified	Solano	Tolenas Elementary	02-116212	09/16/20	\$ 2,669,660	\$ -
Los Alamitos Unified	Orange	Rossmoor Elementary	04-117901	09/18/20	\$ 579,407	\$ -
Kings River-Hardwick Union Elementary	Kings	Kings River-Hardwick Elementary	02-117438	09/30/20	\$ 4,033,525	\$ 2,689,017
Jacoby Creek Elementary	Humboldt	Jacoby Creek	01-117746	10/02/20	\$ 2,124,224	\$ 1,416,149
Merced City Elementary	Merced	John C Fremont Elementary	02-116322	10/06/20	\$ 2,295,823	\$ -
Merced City Elementary	Merced	Charles Wright Elementary	02-115504	10/06/20	\$ 2,630,615	\$ -
Santa Barbara Unified	Santa Barbara	McKinley Elementary	03-120356	10/12/20	\$ 629,634	\$ -
Lowell Joint	Los Angeles	Macy Elementary	03-120375	10/16/20	\$ 3,670,918	\$ -
North Cow Creek Elementary	Shasta	North Cow Creek Elementary	Site/Design	10/19/20	\$ 144,669	\$ 96,446
Montague Elementary	Siskiyou	Montague Elementary	02-118164	10/21/20	\$ 1,289,954	\$ 859,969
Monterey Peninsula Unified	Monterey	Marina High	01-118747	10/22/20	\$ 3,778,564	\$ -
Whittier City Elementary	Los Angeles	Wallen L Andrews Elementary	03-107192	10/23/20	\$ 780,560	\$ -
Oak Run Elementary	Shasta	Oak Run Elementary	Site/Design	10/23/20	\$ 55,449	\$ 36,966
Imperial Unified	Imperial	Imperial High	04-117603	10/26/20	\$ 2,178,524	\$ -
Rosemead Elementary	Los Angeles	Savannah Elementary	03-118780	10/27/20	\$ 2,518,586	\$ -
Laguna Beach Unified	Orange	Thurston Middle	04-119050	10/28/20	\$ 1,292,376	\$ -
Sonoma County Office of Education	Sonoma	El Colegio	01-118455	10/29/20	\$ 397,070	\$ -
Long Beach Unified	Los Angeles	Cubberley K-8	03-119260	10/29/20	\$ 9,447,775	\$ -
Long Beach Unified	Los Angeles	Prisk Elementary	03-119261	10/29/20	\$ 600,627	\$ -
Long Beach Unified	Los Angeles	Wilson High	03-119354	10/29/20	\$ 17,001,370	\$ -
Long Beach Unified	Los Angeles	Naples Elementary	03-119201	10/29/20	\$ 2,159,336	\$ -
Palo Alto Unified	Santa Clara	Henry M Gunn High	01-118761	10/30/20	\$ 1,046,318	\$ -

SFP APPLICATIONS
Modernization Acknowledged Applications Received Past Existing Authority as of October 31, 2020

District	County	Site Name	DSA Number	50-04 Date Received	Estimated State Grant (a)	Estimated Financial Hardship (b)
----------	--------	-----------	------------	---------------------	---------------------------	----------------------------------

Summary of Received-Exceeds for Modernization Funding		Total (in Dollars)
Subtotal of Estimated State Grant (Column F)		\$ 1,092,006,745
Subtotal of Estimated Financial Hardship (Column G)		\$ 70,606,649
Total of Estimated State Grant and Financial Hardship		\$ 1,162,613,394

INFORMATION ITEM

FACILITY HARDSHIP/REHABILITATION APPROVALS WITHOUT FUNDING

As of October 28, 2020

FACILITY HARDSHIP/REHABILITATION APPROVALS WITHOUT FUNDING

As of October 28, 2020 State Allocation Board

FACILITY HARDSHIP

School District	County	Program	Application Number	School Site Name	SAB Approval Date	Funding Application Due Date	Estimated State Grant
Scotia Union Elementary	Humboldt	Facility Hardship	51/63024-00-001	Stanwood A. Murphy Elementary	8/26/2020	2/26/2022	\$ 7,349,772 *
Mountain Valley Unified	Trinity	Facility Hardship	51/75028-00-004	Hayfork Elementary	10/28/2020	4/28/2022	\$ 4,969,468 **
Estimated Total Need (State Share)							\$ 12,319,240

REHABILITATION

School District	County	Program	Application Number	School Site Name	SAB Approval Date	Funding Application Due Date	Estimated State Grant
Lewiston Elementary	Trinity	Facility Hardship	58/71746-00-002	Lewiston Elementary	9/25/2019	3/25/2021	\$ 502,314 *
Greenfield Union Elementary	Monterey	Facility Hardship	58/66035-00-004	Mary Chapa Academy	8/26/202	2/26/2022	\$ 823,537 *
Greenfield Union Elementary	Monterey	Facility Hardship	58/66035-00-006	Mary Chapa Academy	8/26/2020	2/26/2022	\$ 166,478 *
Burnt Ranch Elementary	Trinity	Facility Hardship	58/71662-00-001	Burnt Ranch Elementary	8/26/2020	2/26/2022	\$ 222,977 *
Estimated Total Need (State Share)							\$ 1,715,306

Facility Hardship and Rehabilitation Estimated Total Need (State Share) \$ 14,034,546

*These projects have received approvals for design funding which are included in the Estimated State Grant amount.

**This project has received conceptual approval. The request for design funding for this project is included in as a consent item in the December 9, 2020 agenda.

Section 1859.81. Financial Hardship.

Except for Joint-Use Projects and Career Technical Education Facilities Projects, a district is eligible for financial hardship to fund all or a portion of its matching share requirement after demonstrating the requirements of (a), (c), and (d) below:

(a) The district is financially unable to provide all necessary matching funds for an eligible project. To determine this, an analysis shall be made of the district's financial records by the OPSC including data and records maintained by the CDE and the County Office of Education. The analysis shall consist of a review of the district's latest Independent Audit regarding funds available from all capital facility accounts, including, but not limited to, developer fees, funds generated from capital facility certificates of participation, federal grants, redevelopment funds, sale proceeds from surplus property, the appraised value of facilities approved for replacement pursuant to Section 1859.82, bond funds either encumbered, unencumbered or authorized but unsold, and savings from other SFP projects. All funds thus identified that have not been expended or encumbered by a contractual agreement for a specific capital outlay purpose prior to the initial request for financial hardship status shall be deemed available as a matching contribution.

After the initial request for financial hardship status is granted, no further encumbrances will be approved by the OPSC and all prospective revenue made available to the district's capital facility accounts shall be deemed available as matching contribution on the subsequent financial hardship review, with the exception of:

- (1) Approved interim housing expenditures.
- (2) Funding to pay for previously recognized multi-year encumbrances approved at the initial financial hardship approval.
- (3) Funding that is transferred into a Special Reserve Fund and is used for the express purpose of the Federal Renovation Program when the amount expended out of that fund does not exceed the maximum Federal Renovation Grant amount.
- (4) Funding that is transferred into a Special Reserve Fund and is used for the express purpose of the School Facilities Needs Assessment Grant Program or Emergency Repair Program when the amount expended out of that fund does not exceed the maximum grant amount apportioned.
- (5) Funding that is transferred into a Special Reserve Fund and is used for the express purpose of the Career Technical Education Facilities Program when the amount expended out of that fund does not exceed the applicant's share of the maximum grant amount apportioned.
- (6) Funding that is transferred into a Special Reserve Fund and used for the express purpose of the Overcrowding Relief Grant when the amount expended out of that fund does not exceed the amount of the site acquisition and design costs of the project and the district has submitted an approved Form SAB 50-11.
- (7) Funding that is used for the express purpose of reimbursing the State a proportionate share of financial hardship received when there has been a transfer of a special education program and title to the facility. In addition, the funding was used within five years of the title transfer.
- (8) Funding to pay for obtaining a structural report pursuant to Section 1859.82.2 for an approvable and funded seismic mitigation project.
- (9) All other capital facility funding for a period of three years when no subsequent financial hardship request is made during this period, with the exception of the funding identified in (6). The three-year period begins with the date of the most recent financial hardship new construction or modernization adjusted grant funding apportionment.

When Overcrowding Relief Grant funding is set aside pursuant to (6) and the School District has not submitted, or the OPSC has not accepted, a Form SAB 50-04 for an Overcrowding Relief Grant within three years from the date of deposit into the Special Reserve Fund, or the School District has not met the requirements in Sections 1859.90 or 1859.105, remaining funds plus interest accrued at the Pooled Money Investment Board rate at that time period shall be deemed available as matching contribution on a subsequent financial hardship project or be captured through an audit adjustment pursuant to Section 1859.106.

The financial hardship analysis is subject to approval by the Board.

(b) From the funds deemed available as a matching contribution, the district may retain \$19,776 per classroom in each enrollment reporting period for the cost to provide interim housing for the currently unhoused pupils of the district. The amount shown shall be adjusted annually in the manner prescribed in Section 1859.71. The number of classrooms needed for interim housing for the currently unhoused pupils shall be the sum of the positive numbers determined in (b)(7) as follows:

(1) Determine the current enrollment of the district by grade level as shown on the latest Form SAB 50-01.

(2) Determine the New Construction Grants apportioned by grade level for all SFP projects and LPP funded under the provisions of Sections 1859.12 or 1859.13 where the district has submitted Form SAB 50-06 indicating that the project is 100 percent complete.

(3) Subtract (b)(2) from (b)(1).

(4) Determine the number of classrooms by grade level reported in Part 1, Line 8 on Form SAB 50-02.

(5) Multiply the classrooms determined in (b)(4) by 25 for K-6, 27 for 7-12, 13 for Non-Severe and 9 for Severe.

(6) Subtract the product determined in (b)(5) from the difference determined in (b)(3) by grade level.

(7) Divide the difference by grade level determined in (b)(6) by 25 for K-6, 27 for 7-12, 13 for Non-Severe and 9 for Severe and round up to the nearest whole number.

From the funds deemed available as a matching contribution, the district may also retain \$19,776 per portable toilet unit in each reporting period for the cost to provide necessary interim toilet facilities for the currently unhoused pupils of the district. The amount shown shall be adjusted annually in the manner prescribed in Section 1859.71. The number of toilet facilities needed for interim housing shall be the sum of the positive numbers determined in (b)(7) divided by eight rounded up to the nearest whole number.

From the funds deemed available as a matching contribution, the district may also retain \$19,776 per classroom in each reporting period for the cost to provide necessary interim housing for the currently unhoused pupils displaced as a result of a SAB approved seismic mitigation project pursuant to Section 1859.82.2. The amount shown shall be adjusted annually in the manner prescribed in Section 1859.71. The number of classrooms needed for interim housing shall be the quotient of the displaced pupils by 25 for K-6, 27 for 7-12, 13 for Non-Severe and 9 for Severe and round up to the nearest whole number.

If the district's available funds, as determined by the OPSC analysis less costs for interim housing, is less than its matching share, the district will be deemed to have met the requirements of this Subsection.

(c) The district has made all reasonable efforts to fund its matching share of the project by demonstrating it is levying the developer fee justified under law or an alternative revenue source equal to or greater than the developer fee otherwise justified under law at the time of request for hardship and the district meets at least one of the following:

(1) The current outstanding bonded indebtedness of the district issued for the purpose of constructing school facilities in accordance with Education Code Section 17072.35 or 17074.25 as appropriate, at the time of request for financial hardship status, is at least 60 percent of the district's total bonding capacity. Outstanding bonded indebtedness includes that part of general obligation bonds, Mello-Roos Bonds, School Facility Improvement District Bonds and certificates of participation which the district is paying a debt service that was issued for capital outlay school facility purposes.

(2) The district had a successful registered voter bond election for at least the maximum amount allowed under Proposition 39 within the previous two years from the date of request for financial hardship status. The proceeds from the bond election that represent the maximum amount allowed under the provisions of Proposition 39 must be used to fund the district's matching share requirement for SFP project(s).

(3) It is a County Superintendent of Schools.

(4) The district's total bonding capacity at the time of the request for financial hardship status is \$5 million or less.

(5) Other evidence of reasonable effort as approved by the SAB.

If the district's request for financial hardship status is denied by the Board, the district may be deemed eligible for rental payments of \$2,000 per year per classroom under the Emergency School Classroom Law of 1979 for a two year period when relocatable classroom buildings are available and the district provides financial documentation that it is unable to afford the full rental amount and any other information satisfactory to the Board that the rental reduction is necessary. The number of classrooms eligible for the \$2,000 rental payments shall be the sum of the numbers determined in (c)(5)(B) as follows:

(A) Determine the number of pupils by grade level that the district requested a New Construction Grant on the Form SAB 50-04 that were denied financial hardship status.

(B) Divide the number by grade level determined in (c)(5)(A) by 25 for K-6, 27 for 7-12, 13 for Non-Severe and 9 for Severe and round up to the nearest whole number.

(d) The district has not signed a contract for acquisition or construction of classrooms that replace existing facility(ies), which were included in the determination of the district's new construction eligibility pursuant to Education Code Section 17071.75, in a locally funded project during the five-year period immediately preceding the district's application for financial hardship assistance. This restriction may be lifted if the Board finds that unforeseen and extenuating circumstances existed that required the district to use local funds to replace the facility(ies).

(e) If the district meets the financial hardship requirements in this Section, the amount of financial hardship is equal to the district's matching share less funds deemed available in (a).

(1) Once a district has been notified by OPSC that it meets the requirements of financial hardship in this Section, the district may file Form SAB 50-04 under the

provisions of financial hardship anytime within a period of 180 calendar days from the date of the OPSC notification.

(2) If the district does not submit Form SAB 50-04 under the provisions of financial hardship within 180 calendar days of the OPSC notification of approval of financial hardship status, the district must re-qualify for financial hardship status under the provisions of this Section by submittal of a new request for financial hardship status.

(3) If the project(s) has been included on an unfunded list for more than 180 calendar days, a review of the district's funds pursuant to (a) will be made to determine if additional district funds are available to fund the district's matching share of the project(s).

Financial hardship approval status by the OPSC for a separate design and/or site apportionment does not apply to any subsequent funding for the project(s).

(f) If the district submits Form SAB 50-04 within 180 calendar days of the OPSC notification of approval of financial hardship and the project(s) has been included on the "Unfunded List (Lack of AB 55 Loans)" for more than 180 calendar days as a result of the State of California's inability to provide interim financing from the Pooled Money Investment Account (AB 55 loans), the Board may suspend the unfunded review requirement as defined in Regulation Section 1859.81(e). Projects added to any other unfunded list shall be subject to the review detailed in Regulation Section 1859.81(e). Regulation Section 1859.81(f) shall become inoperative July 1, 2011.

(g) A project added to an unfunded list on or after July 1, 2011 will be subject to the review detailed in section (e)(3). For projects added to an unfunded list between February 25, 2009 and June 30, 2011, only the district's financial records on or after July 1, 2011 will be considered in calculating any adjustment to the district's matching share.

(h) On or after September 22, 2017, a district may submit a request for funding in advance of obtaining a determination of Financial Hardship.

(1) To be considered for Financial Hardship, the district must check the box on the Form SAB 50-04 requesting Financial Hardship pursuant to this subsection when submitting a request for funding.

(2) Prior to processing an application OPSC will notify the district in writing to submit the necessary documentation for a Financial Hardship analysis pursuant to (a), (b), (c) and (d). OPSC will not accept any documents for a Financial Hardship analysis in advance of the notification. Failure to submit the requested documentation within 60 calendar days of OPSC's notification will result in either a. or b.:

a. District may amend their Form SAB 50-04 to exclude the request for Financial Hardship determination.

b. OPSC will return the request for funding and related materials to the district.

(3) Upon notification of Financial Hardship approval, any Form SAB 50-04 processed within 180 calendar days of the approval date will be included in the approval.

(4) For any Form SAB 50-04 processed more than 180 calendar days after the date of the Financial Hardship approval the district shall re-qualify for Financial Hardship status.

Note: Authority cited: Sections 17070.35, 17075.15, 17078.72 and 17592.73, Education Code.

Reference: Sections 17071.75, 17075.10, 17075.15, and 17079.20, Education Code.