

# State Allocation Board Meeting Notice and Agenda



Lisa Silverman, Executive Officer  
Office of Public School Construction  
707 3rd Street, 6<sup>th</sup> Floor  
West Sacramento, CA 95605

Public Meeting  
Wednesday, August 26, 2020  
Department of General Services  
Ziggurat Building  
707 3rd Street, 6<sup>th</sup> Floor, Conference Room 6-300\*  
West Sacramento, CA 95605  
4:00 p.m.\*

Pursuant to Governor Newsom's Executive Order N-25-20, issued March 12, 2020, the upcoming meeting of the State Allocation Board will be conducted by way of teleconferencing. The physical, publicly-accessible teleconference location from which members of the public may observe and offer public comment is reflected above.

Additionally, interested persons may observe the meeting by going to Zoom Meeting at:

Join Zoom Meeting  
<https://zoom.us/j/94533234098?pwd=WE9nQWNlb2xZN2pnd0pUREJlaWVBQT09>

Meeting ID: 945 3323 4098  
Password: 720345

One tap mobile

+16699006833,,94533234098#,,,,0#,,720345# US (San Jose)

+12532158782,,94533234098#,,,,0#,,720345# US (Tacoma)

Dial by your location

+1 669 900 6833 US (San Jose)

+1 253 215 8782 US (Tacoma)

+1 346 248 7799 US (Houston)

+1 312 626 6799 US (Chicago)

+1 929 205 6099 US (New York)

+1 301 715 8592 US (Germantown)

Meeting ID: 945 3323 4098

Password: 720345

General Information

(916) 376-1771

For further information, please contact your Project Manager.

\*Meeting location and time subject to change.

Individuals who need auxiliary aids for effective participation are invited to make their requests and preferences known to Ms. Lisa Jones at (916) 376-1753 five days prior to the meeting.

A copy of the 10-Day Notice can be found on [OPSC's website](#).

# August 26, 2020 Agenda

---

<b><u>SUBJECT</u></b>	<b><u>PRESENTER</u></b>	<b><u>PAGE</u></b>
Call Meeting to Order	Chair	
Roll Call	Secretary	
Table of Contents		i - ii
Alphabetical Listing		iii - v
Minutes of June 24, 2020		1 - 6
Executive Officer Statement		7 - 8
 <b><u>CONSENT AGENDA</u></b>		
 <b><u>SCHOOL FACILITY PROGRAM</u></b>		
Resolution		9
Eligibility Approvals		10 - 29
Unfunded Approvals (Lack of AB 55 Loans)		30 - 85
Funding		86 - 89
Amended Charter School Facilities Program Preliminary Apportionment		90
Closeouts		91 – 103
Career Technical Education Facilities Program Rescissions		104 – 107
School Facility Program Substantial Progress Time Extensions		108 – 110
School Facility Program Substantial Progress Reduction to Costs Incurred		111 - 112
Facility Hardship/Rehabilitation Program		113 - 168
 <b><u>FULL-DAY KINDERGARTEN FACILITIES GRANT PROGRAM</u></b>		
Resolution		169
Funding		170 - 185
 <b><u>OTHER PROGRAMS</u></b>		
Non-Conforming Buildings (Continued Use)		186 - 188
Unused Sites Program		189 - 190
Waivers of the Substantial Enrollment Requirement		191 - 193

NEXT MONTHLY STATE ALLOCATION BOARD MEETING – SEPTEMBER 23, 2020

# August 26, 2020 Agenda

---

<b><u>SUBJECT</u></b>	<b><u>PAGE</u></b>
<b><u>FINANCIAL REPORTS</u></b>	194 - 214
<b><u>APPEAL ITEMS</u></b>	
LOS MOL.INOS UNIFIED/TEHAMA 57/71571-00-001, 002, 003 AND 58/71571-00-002 To present the District's request to retain financial hardship for four School Facility Program funded projects	215 - 237
<b><u>ACTION ITEMS</u></b>	
USE OF SURPLUS SCHOOL PROPERTY PROCEEDS To present to the State Allocation Board proposed regulations implementing Education Code Section 17463.7 provisions into the existing Use of Surplus School Property Site Sale Proceeds regulations.	238 - 245
<b><u>INFORMATION</u></b>	
State Allocation Board Three-Month Workload	246 - 247
Dates for Remaining 2020 State Allocation Board Meetings	248
School Facility Program Unfunded List (Regulation Section 1859.95)	249 - 254
School Facility Program Workload List	255 - 279
Full-Day Kindergarten Facilities Grant Program Workload List	280 - 286
School Facility Program Acknowledged List (Regulation Section 1859.95.1)	287 - 301
Facility Hardship/Rehabilitation Approvals Without Funding	302 - 303
Financial Hardship Regulation Section 1859.81	304 - 307



August 26, 2020

# Alphabetical Listing

School District	County	Category	Page No.
ARCOHE UNION ELEMENTARY	SACRAMENTO	SFP-New Construction	Consent13
ARMONA UNION ELEMENTARY	KINGS	SFP-New Construction	Consent13
ATWATER ELEMENTARY	MERCED	SFP-Modernization	Consent129
BENICIA UNIFIED	SOLANO	SFP-Modernization	Consent134
BRITTAN ELEMENTARY	SUTTER	SFP-New Construction	Consent30
BURNT RANCH ELEMENTARY	TRINITY	SFP-Modernization	Consent139
CAPAY JOINT UNION ELEMENTARY	GLENN	SFP-New Construction	Consent13
CAPAY JOINT UNION ELEMENTARY	GLENN	SFP-New Construction	Consent30
CENTINELA VALLEY UNION HIGH	LOS ANGELES	SFP-Charter	Consent 88/95
CENTINELA VALLEY UNION HIGH	LOS ANGELES	SFP-Charter	Consent97
CHICO UNIFIED	BUTTE	SFP-Charter	Consent30
CHICO UNIFIED	BUTTE	SFP-Career Tech	Consent104
CHOWCHILLA ELEMENTARY	MADERA	SFP-New Construction	Consent13
CORONA-NORCO UNIFIED	RIVERSIDE	SFP-New Construction	Consent 10/13
CORONA-NORCO UNIFIED	RIVERSIDE	SFP-New Construction	Consent30
DEHESA	SAN DIEGO	SFP-New Construction	Consent13
DEHESA	SAN DIEGO	SFP-New Construction	Consent30
EASTSIDE UNION	LOS ANGELES	SFP-New Construction	Consent91
EL NIDO ELEMENTARY	MERCED	SFP-New Construction	Consent13
EL TEJON UNIFIED	KERN	SFP-New Construction	Consent13
ESCONDIDO UNION ELEMENTARY	SAN DIEGO	SFP-New Construction	Consent13
ESCONDIDO UNION ELEMENTARY	SAN DIEGO	SFP-New Construction	Consent30
ESCONDIDO UNION ELEMENTARY	SAN DIEGO	SFP-New Construction	Consent30
ESCONDIDO UNION ELEMENTARY	SAN DIEGO	SFP-Modernization	Consent10
ESCONDIDO UNION ELEMENTARY	SAN DIEGO	SFP-Modernization	Consent30
ESCONDIDO UNION ELEMENTARY	SAN DIEGO	SFP-Modernization	Consent30
FARMERSVILLE UNIFIED	TULARE	SFP-New Construction	Consent13
FARMERSVILLE UNIFIED	TULARE	SFP-New Construction	Consent111
FARMERSVILLE UNIFIED	TULARE	SFP-New Construction	Consent111
FIREBAUGH-LAS DELTAS UNIFIED	FRESNO	SFP-Modernization	Consent10
FRANKLIN ELEMENTARY	SUTTER	SFP-New Construction	Consent13
FRESNO UNIFIED	FRESNO	Continued Use	Consent186
FULLERTON JOINT UNION HIGH	ORANGE	SFP-New Construction	Consent113
GALT JOINT UNION HIGH	SACRAMENTO	SFP-Modernization	Consent144
GREENFIELD UNION	KERN	Unused Sites	Consent189
GREENFIELD UNION ELEMENTARY	MONTEREY	SFP-Modernization	Consent149
GREENFIELD UNION ELEMENTARY	MONTEREY	SFP-Modernization	Consent154
GREENFIELD UNION ELEMENTARY	MONTEREY	SFP-Modernization	Consent159
GREENFIELD UNION ELEMENTARY	MONTEREY	SFP-Modernization	Consent164
GRIDLEY UNIFIED	BUTTE	SFP-New Construction	Consent13
HEBER ELEMENTARY	IMPERIAL	SFP-New Construction	Consent30
HERMOSA BEACH CITY ELEM.	LOS ANGELES	SFP-New Construction	Consent13
JACOBY CREEK ELEMENTARY	HUMBOLDT	SFP-New Construction	Consent13
JOHN SWETT UNIFIED	CONTRA COSTA	SFP-New Construction	Consent118

# Alphabetical Listing

iv

August 26, 2020

# Alphabetical Listing

School District	County	Category	Page No.
PLACER UNION HIGH	PLACER	SFP-New Construction	Consent 10/13
PLACER UNION HIGH	PLACER	SFP-New Construction	Consent30
PLACER UNION HIGH	PLACER	SFP-New Construction	Consent10
PORTERVILLE UNIFIED	TULARE	SFP-New Construction	Consent30
PORTERVILLE UNIFIED	TULARE	SFP-New Construction	Consent30
RICHFIELD ELEMENTARY	TEHAMA	SFP-New Construction	Consent13
RINCON VALLEY UNION ELEM.	SONOMA	SFP-Modernization	Consent13
RINCON VALLEY UNION ELEM.	SONOMA	SFP-Modernization	Consent30
SAN BENITO HIGH	SAN BENITO	SFP-New Construction	Consent13
SANGER UNIFIED	FRESNO	SFP-New Construction	Consent30
SAUGUS UNION ELEMENTARY	LOS ANGELES	SFP-New Construction	Consent13
SAUGUS UNION ELEMENTARY	LOS ANGELES	SFP-New Construction	Consent30
SCOTIA UNION ELEMENTARY	HUMBOLDT	SFP-New Construction	Consent123
SCOTT VALLEY UNIFIED	SISKIYOU	SFP-Career Tech	Consent106
SEQUOIA UNION HIGH	SAN MATEO	SFP-Modernization	Consent30
SOLANO COUNTY OFFICE OF ED.	SOLANO	SFP-New Construction	Consent111
SONORA ELEMENTARY	TUOLUMNE	SFP-New Construction	Consent13
SOUTHERN HUMBOLDT JT. UNIF.	HUMBOLDT	SFP-New Construction	Consent10
SWEETWATER UNION HIGH	SAN DIEGO	SFP-Modernization	Consent13
SWEETWATER UNION HIGH	SAN DIEGO	SFP-Modernization	Consent30
SWEETWATER UNION HIGH	SAN DIEGO	SFP-Modernization	Consent30
SWEETWATER UNION HIGH	SAN DIEGO	SFP-Modernization	Consent30
SWEETWATER UNION HIGH	SAN DIEGO	SFP-Modernization	Consent30
TERRA BELLA UNION ELEMENTARY	TULARE	SFP-New Construction	Consent13
TRAVER JOINT ELEMENTARY	TULARE	SFP-New Construction	Consent13
TWIN RIVERS UNIFIED	SACRAMENTO	SFP-Modernization	Consent13
TWIN RIVERS UNIFIED	SACRAMENTO	SFP-Modernization	Consent30
TWIN RIVERS UNIFIED	SACRAMENTO	SFP-Modernization	Consent30
TWIN RIVERS UNIFIED	SACRAMENTO	SFP-Modernization	Consent30
TWIN RIVERS UNIFIED	SACRAMENTO	SFP-Modernization	Consent30
VICTOR ELEMENTARY	SAN BERNARDINO	SFP-Modernization	Consent13
VICTOR ELEMENTARY	SAN BERNARDINO	SFP-Modernization	Consent30
VICTOR ELEMENTARY	SAN BERNARDINO	SFP-Modernization	Consent30
VISALIA UNIFIED	TULARE	SFP-Modernization	Consent13
WAUGH ELEMENTARY	SONOMA	SFP-New Construction	Consent13
WEAVER UNION ELEMENTARY	MERCED	SFP-New Construction	Consent30
WEAVER UNION ELEMENTARY	MERCED	SFP-Modernization	Consent30
WESTERN PLACER UNIFIED	PLACER	SFP-New Construction	Consent30
WHEATLAND UNION HIGH	YUBA	SFP-Career Tech	Consent107
WINTERS JOINT UNIFIED	YOLO	SFP-New Construction	Consent13
WRIGHT ELEMENTARY	SONOMA	SFP-New Construction	Consent13
WRIGHT ELEMENTARY	SONOMA	Unused Sites	Consent190
YREKA UNION HIGH	SISKIYOU	SFP-Modernization	Consent30

# OPSC PROGRAM CODES

## SCHOOL FACILITY PROGRAM (SFP)

- 50 – NEW CONSTRUCTION
- 51 – FACILITY HARDSHIP NEW CONSTRUCTION
- 52 – SFP JOINT-USE
- 53 – CRITICALLY OVERCROWDED SCHOOLS
- 54 – CHARTER SCHOOL FACILITIES PROGRAM
- 55 – CAREER TECH NEW CONSTRUCTION
- 56 – OVERCROWDING RELIEF GRANT PROGRAM
- 57 – MODERNIZATION
- 58 – FACILITY HARDSHIP MODERNIZATION
- 59 – CAREER TECH MODERNIZATION

## OTHER PROGRAMS

- 25 – STATE RELOCATABLE CLASSROOM PROGRAM
- 34 – AIR CONDITIONING AND/OR INSULATION PROGRAM
- 40 – DEFERRED MAINTENANCE PROGRAM
- 61 – EMERGENCY REPAIR PROGRAM
- 70 – FULL-DAY KINDERGARTEN FACILITIES GRANT PROGRAM NEW  
CONSTRUCTION
- 71 – FULL-DAY KINDERGARTEN FACILITIES GRANT PROGRAM RETROFIT

# **MINUTES**

## **State Allocation Board**

### **June 24, 2020**

Upon notice duly given, the meeting of the State Allocation Board (SAB) was held at the Department of General Services, Ziggurat Building, located at 707 3<sup>rd</sup> Street, 6<sup>th</sup> Floor, Conference Room 6-300, in West Sacramento, California on June 24, 2020 at 4:00 p.m.

Ms. Gayle Miller, the SAB Chair, announced that pursuant to Governor Newsom's Executive Order N-25-20, issued March 12, 2020, this meeting would be conducted by way of teleconference/Zoom meeting. The meeting was physically webcast from Conference Room 6-300 in the Ziggurat Building in West Sacramento for anyone that would have liked to provide public comment in person.

Members of the SAB were present in order to establish a quorum for the meeting as follows:

- Gayle Miller, Chief Deputy Director, Policy, Department of Finance, designated representative for Keely Bosler, Director, Department of Finance
- Daniel Kim, Director, Department of General Services
- Juan Mireles, Director, School Facilities and Transportation Services Division, California Department of Education, designated representative for Tony Thurmond, Superintendent of Public Instruction
- Senator Scott Wilk
- Assembly Member Patrick O'Donnell
- Assembly Member Jordan Cunningham
- Assembly Member Autumn Burke

Members of the SAB absent were as follows:

- Senator Connie Leyva
- Senator Richard Roth
- Vacant, Governor's appointee

Representative of the SAB was as follows:

- Lisa Silverman, Executive Officer

Representatives of the Department of General Services, Office of Public School Construction, were as follows:

- Lisa Silverman, Executive Officer
- Barbara Kampmeier, Deputy Executive Officer

Representative of the Department of General Services, Office of Legal Services, was as follows:

- Tom Patton, Assistant Chief Counsel

With a quorum present, Ms. Miller, Chair, called the meeting to order at 4:03 p.m.

## **PRIOR MINUTES**

A motion was made, and seconded, to approve the May 27, 2020 Meeting Minutes. The Chair called for a roll-call vote and the motion carried per the following votes:

<b>MEMBER</b>	<b>AYE</b>	<b>NAY</b>	<b>ABSTAIN</b>	<b>ABSENT</b>
<b>Senator Wilk</b>	X			
<b>Senator Leyva</b>				X
<b>Senator Roth</b>				X
<b>Assembly Member O'Donnell</b>	X			
<b>Assembly Member Cunningham</b>	X			
<b>Assembly Member Burke</b>	X			
<b>Juan Mireles</b>	X			
<b>VACANT</b>				
<b>Daniel Kim</b>	X			
<b>Gayle Miller</b>	X			
<b>Total</b>	<b>7</b>			<b>2</b>

**Motion:**

Carried X

Failed     

## **EXECUTIVE OFFICER'S STATEMENT**

The Executive Officer informed the SAB of the following:

### **May 2020 Priority Funding Apportionments**

The General Obligation Bond Sale that took place in March and April 2020 provided cash proceeds for the SAB to approve priority funding apportionments at its May 27, 2020 meeting in the amount of \$811.7 million for 266 projects representing 127 school districts. that participating in the 18<sup>th</sup> priority funding filing round. School districts are required to submit a *Fund Release Authorization* (Form SAB 50-05) by the close of business on Tuesday, August 25, 2020 to OPSC in order to request the release of those funds. The Form SAB 50-05 and supporting documentation may be emailed to: [OPSCApplicationReviewTeam@dgs.ca.gov](mailto:OPSCApplicationReviewTeam@dgs.ca.gov).

As of June 5, 2020, OPSC received 118 of the required 252 Forms SAB 50-05's for a total of \$134.98 million. School districts and charter schools are reminded that the requirements for participation in the priority funding process remain in effect.

### **Time Extension Requests are Being Accepted**

An online extension request form for school districts that are unable to meet OPSC's response deadlines has been made available at <https://tinyurl.com/ufrq6wm>. OPSC reviews the request and if approved sends the approval to the District's District Representative. As of the June 9, 2020, 112 requests were received and of those requests 109 have been approved, two were denied and one is pending further review. Additionally, 31 of the 109 requests have been closed as staff has received the documentation for which the extensions were requested.

**EXECUTIVE OFFICER'S STATEMENT** (cont.)**Current Priority Funding Filing Round is Still Open**

The Priority Funding filing period is still open and will close on August 28, 2020. Priority funding requests are accepted with electronic signatures via email. These requests will be valid from July 1, 2020 through December 31, 2020. All projects receiving an Unfunded Approval through the August 26, 2020 SAB meeting are eligible to submit a request. Projects on the OPSC Workload List cannot make this request and, if submitted, will be returned to the district.

**Next SAB Meeting**

The SAB and stakeholders were reminded that the next SAB meeting scheduled would be Wednesday, August 26, 2020 at 4:00 p.m. via Zoom.

**CONSENT ITEMS**

A motion was made, and seconded, to approve the Consent calendar as presented. The Chair called for a roll-call vote and the motion carried per the following votes:

MEMBER	AYE	NAY	ABSTAIN	ABSENT
Senator Wilk	X			
Senator Leyva				X
Senator Roth				X
Assembly Member O'Donnell	X			
Assembly Member Cunningham	X			
Assembly Member Burke	X			
Juan Mireles	X			
VACANT				
Daniel Kim	X			
Gayle Miller	X			
<b>Total</b>	<b>7</b>			<b>2</b>

**Motion:**

Carried   X  

Failed     

**FINANCIAL REPORTS**

The SAB accepted the Financial Reports as presented.

**APPEAL ITEMS*****Dehesa/San Diego 50/68049-00-001***

A motion was made, and seconded, to approve the District's request, which allowed the District to use pupil grant eligibility based on the current 2019/2020 enrollment period for the New Construction funding application at the Dehesa Elementary School. A funding item for the new construction project will be presented at a future Board meeting.

**APPEAL ITEMS** (cont.)***Dehesa/San Diego 50/68049-00-001*** (cont.)

The Chair called for a roll-call vote and the motion failed per the following votes:

MEMBER	AYE	NAY	ABSTAIN	ABSENT
Senator Wilk	X			
Senator Leyva				X
Senator Roth				X
Assembly Member O'Donnell	X			
Assembly Member Cunningham	X			
Assembly Member Burke	X			
Juan Mireles	X			
VACANT				
Daniel Kim	X			
Gayle Miller	X			
Total	7			2

Motion:

Carried X

Failed     

**REPORTS, DISCUSSION, AND INFORMATION ITEMS**

The SAB acknowledged the following reports:

- ***State Allocation Board Three-Month Projected Workload***
- ***State Allocation Board Meeting Dates for the 2020 Calendar Year***
- ***School Facility Program Unfunded List as of May 27, 2020***
- ***School Facility Program Workload List of Applications Received Through May 31, 2020***
- ***Full-Day Kindergarten Facilities Grant Program Workload List as of May 31, 2020***
- ***School Facility Program Applications Received Beyond Bond Authority List as of May 31, 2020***
- ***Facility Hardship/Rehabilitation Approvals Without Funding as of May 27, 2020***

**ADJOURNMENT**

There being no further business to come before the SAB, the Chair adjourned the meeting at 4:15 p.m.





**ATTACHMENT A**  
**Approved Consent Items on 06/24/2020**

Program	Application Number	District	County
SFP - Career Tech	59/69401-00-002	CAMPBELL UNION HIGH	SANTA CLARA
SFP - Career Tech	59/69484-00-001	GILROY UNIFIED	SANTA CLARA
SFP - Charter	54/70912-00-001	SANTA ROSA ELEMENTARY	SONOMA
SFP - Modernization	58/61127-00-001	ALBANY UNIFIED	ALAMEDA
SFP - Modernization	57/64279-00-021	AZUSA UNIFIED	LOS ANGELES
SFP - Modernization	57/64279-00-000	AZUSA UNIFIED	LOS ANGELES
SFP - Modernization	57/10074-00-001	CONTRA COSTA COUNTY OFFICE OF EDUCATION	CONTRA COSTA
SFP - Modernization	58/61820-00-006	DEL NORTE COUNTY UNIFIED	DEL NORTE
SFP - Modernization	57/64451-00-000	DOWNEY UNIFIED	LOS ANGELES
SFP - Modernization	57/68098-00-000	ESCONDIDO UNION ELEMENTARY	SAN DIEGO
SFP - Modernization	57/73650-00-021	IRVINE UNIFIED	ORANGE
SFP - Modernization	58/63933-00-001	ISLAND UNION ELEMENTARY	KINGS
SFP - Modernization	57/64733-20-022	LOS ANGELES UNIFIED	LOS ANGELES
SFP - Modernization	57/64733-00-628	LOS ANGELES UNIFIED	LOS ANGELES
SFP - Modernization	57/64733-00-627	LOS ANGELES UNIFIED	LOS ANGELES
SFP - Modernization	57/64733-00-625	LOS ANGELES UNIFIED	LOS ANGELES
SFP - Modernization	57/64733-00-000	LOS ANGELES UNIFIED	LOS ANGELES
SFP - Modernization	57/64733-20-000	LOS ANGELES UNIFIED	LOS ANGELES
SFP - Modernization	57/66647-00-000	PLACENTIA-YORBA LINDA UNIFIED	ORANGE
SFP - Modernization	57/75523-00-000	PORTERVILLE UNIFIED	TULARE
SFP - Modernization	57/75523-00-016	PORTERVILLE UNIFIED	TULARE
SFP - Modernization	57/75523-00-015	PORTERVILLE UNIFIED	TULARE
SFP - Modernization	57/70896-00-011	RINCON VALLEY UNION ELEMENTARY	SONOMA
SFP - Modernization	57/70896-00-000	RINCON VALLEY UNION ELEMENTARY	SONOMA
SFP - Modernization	57/67439-00-075	SACRAMENTO CITY UNIFIED	SACRAMENTO
SFP - Modernization	57/61804-00-000	SAN RAMON VALLEY UNIFIED	CONTRA COSTA
SFP - Modernization	57/10488-00-028	SOLANO COUNTY OFFICE OF EDUCATION	SOLANO
SFP - Modernization	57/10488-00-024	SOLANO COUNTY OFFICE OF EDUCATION	SOLANO
SFP - Modernization	57/10488-00-020	SOLANO COUNTY OFFICE OF EDUCATION	SOLANO
SFP - Modernization	57/72181-00-000	SUNNYSIDE UNION ELEMENTARY	TULARE
SFP - Modernization	57/68411-00-048	SWEETWATER UNION HIGH	SAN DIEGO
SFP - Modernization	57/68411-00-044	SWEETWATER UNION HIGH	SAN DIEGO
SFP - Modernization	57/65060-00-045	TORRANCE UNIFIED	LOS ANGELES
SFP - Modernization	57/65060-00-000	TORRANCE UNIFIED	LOS ANGELES
SFP - Modernization	57/76505-00-000	TWIN RIVERS UNIFIED	SACRAMENTO
SFP - Modernization	57/76505-00-069	TWIN RIVERS UNIFIED	SACRAMENTO
SFP - Modernization	57/76505-00-047	TWIN RIVERS UNIFIED	SACRAMENTO
SFP - Modernization	57/67918-00-007	VICTOR ELEMENTARY	SAN BERNARDINO
SFP - Modernization	57/67918-00-000	VICTOR ELEMENTARY	SAN BERNARDINO
SFP - Modernization	57/76778-00-000	WASHINGTON UNIFIED	FRESNO
SFP - Modernization	57/76778-00-004	WASHINGTON UNIFIED	FRESNO
SFP - Modernization	57/65862-00-000	WEAVER UNION ELEMENTARY	MERCED
SFP - Modernization	57/70516-00-000	YREKA UNION HIGH	SISKIYOU
SFP - New Construction	50/65961-00-000	ALISAL UNION	MONTEREY
SFP - New Construction	50/63321-00-000	BAKERSFIELD CITY ELEMENTARY	KERN
SFP - New Construction	50/63321-00-033	BAKERSFIELD CITY ELEMENTARY	KERN
SFP - New Construction	50/63321-00-032	BAKERSFIELD CITY ELEMENTARY	KERN
SFP - New Construction	50/63321-00-031	BAKERSFIELD CITY ELEMENTARY	KERN
SFP - New Construction	50/64337-00-003	BURBANK UNIFIED	LOS ANGELES
SFP - New Construction	50/64337-00-000	BURBANK UNIFIED	LOS ANGELES
SFP - New Construction	50/75606-00-002	CHAWANAKEE UNIFIED	MADERA
SFP - New Construction	50/10074-99-005	CONTRA COSTA COUNTY OFFICE OF EDUCATION	CONTRA COSTA
SFP - New Construction	50/63891-00-000	CORCORAN JOINT UNIFIED	KINGS

**ATTACHMENT A**  
**Approved Consent Items on 06/24/2020**

Program	Application Number	District	County
SFP - New Construction	50/71860-00-000	CUTLER-OROSI JOINT UNIFIED	TULARE
SFP - New Construction	50/71860-00-006	CUTLER-OROSI JOINT UNIFIED	TULARE
SFP - New Construction	50/75093-00-012	DUBLIN UNIFIED	ALAMEDA
SFP - New Construction	50/63438-00-000	EDISON ELEMENTARY	KERN
SFP - New Construction	50/66035-00-000	GREENFIELD UNION ELEMENTARY	MONTEREY
SFP - New Construction	50/73650-00-000	IRVINE UNIFIED	ORANGE
SFP - New Construction	50/73650-00-033	IRVINE UNIFIED	ORANGE
SFP - New Construction	50/73650-00-032	IRVINE UNIFIED	ORANGE
SFP - New Construction	50/63610-00-000	MAPLE ELEMENTARY	KERN
SFP - New Construction	50/63610-00-002	MAPLE ELEMENTARY	KERN
SFP - New Construction	50/61739-00-003	MARTINEZ UNIFIED	CONTRA COSTA
SFP - New Construction	50/61739-00-000	MARTINEZ UNIFIED	CONTRA COSTA
SFP - New Construction	50/75283-00-020	NATOMAS UNIFIED	SACRAMENTO
SFP - New Construction	50/63362-00-000	PANAMA-BUENA VISTA UNION	KERN
SFP - New Construction	50/75523-00-000	PORTERVILLE UNIFIED	TULARE
SFP - New Construction	50/75523-00-009	PORTERVILLE UNIFIED	TULARE
SFP - New Construction	50/67439-00-000	SACRAMENTO CITY UNIFIED	SACRAMENTO
SFP - New Construction	50/67439-00-004	SACRAMENTO CITY UNIFIED	SACRAMENTO
SFP - New Construction	50/62414-00-021	SANGER UNIFIED	FRESNO
SFP - New Construction	50/62414-00-019	SANGER UNIFIED	FRESNO
SFP - New Construction	50/62414-00-000	SANGER UNIFIED	FRESNO
SFP - New Construction	51/64980-00-001	SANTA MONICA-MALIBU UNIFIED	LOS ANGELES
SFP - New Construction	50/10488-00-029	SOLANO COUNTY OFFICE OF EDUCATION	SOLANO
SFP - New Construction	50/65862-00-000	WEAVER UNION ELEMENTARY	MERCED
SFP - Overcrowding Relief Grant	56/64733-00-009	LOS ANGELES UNIFIED	LOS ANGELES

EXECUTIVE OFFICER STATEMENT  
State Allocation Board Meeting, August 26, 2020

**OFFICE OF PUBLIC SCHOOL CONSTRUCTION (OPSC) “OPSC ONLINE”  
APPLICATION SYSTEM NOW COVERS ALL SCHOOL FACILITY PROGRAM (SFP)  
PROGRAMS**

Our newest release of OPSC Online was released in early July 2020 and it has new capabilities that includes New Construction, Modernization, Facility Hardship, Seismic Mitigation Program and the Charter School Facilities Program. The result is a completely paperless process!

The existing components have been enhanced and improved! Not only that, we’ve also added some new functions including the following:

- Updated school district user specific dashboard to track eligibility and funding applications in real-time.
- The ability to track each versions of a submitted application and compare resulting grants derived from each version side-by-side.
- A Grants Calculator to view potential project funding based on scenarios.
- An improved wizard navigation and self-service of school district profiles including user management, user profile, and school site information.

We encourage all applicants to submit your applications electronically through OPSC Online instead of submitting a paper based application.

**MAY 2020 PRIORITY FUNDING APPORTIONMENTS**

As a result of cash proceeds that became available from the General Obligation Bond Sale that took place in March and April 2020, the State Allocation Board (SAB) approved funding apportionments for \$811.7 million for 266 projects from 127 school districts that participated in the eighteenth priority funding filing round at the May 27, 2020 meeting.

Districts that receive a Priority Funding Apportionment were required to submit a valid *Fund Release Authorization* (Form SAB 50-05) by **Tuesday, August 25, 2020** to the OPSC.

For Career Technical Education Facilities Program (CTEFP) projects that were approved as a reservation of funds, the school districts have 12 months from the Apportionment date to submit the required California Department of Education and/or Division of the State Architect approvals to OPSC, which is May 27, 2021. If an applicant does not submit the required approvals the project will be rescinded without further Board action. Once the required documents are submitted, the applicant has 90 days to submit a valid Form SAB 50-05 to OPSC. As of the end of August 7, 2020, eight CTEFP projects totaling to \$13.95 million have not submitted the required approvals.

As of August 7, 2020, OPSC received 207 of the required 252 Forms SAB 50-05 for a total of \$664.2 million. Out of the 207 projects, we’ve released funds for 120 of them in the amount of \$328.9 million. In addition, OPSC released funds for 14 projects in the amount of \$11.5 million that did not require a Form SAB 50-05.

If a required applicant did not submit a valid fund release request by **August 25, 2020**, the project was given a non-participation occurrence and received a new Unfunded Approval date of August 25, 2020. If a second non-participation occurrence is received, the project was rescinded without further action by the Board.

### **TIME EXTENSION REQUESTS ARE BEING ACCEPTED**

An online extension request form is available for school districts that are unable to meet OPSC's response deadlines. OPSC will review the request and, if approved, will send an approval of the request to the District Representative. As of August 7, 2020, we have received 258 requests. Of those requests, 249 have been approved, five were denied and four are pending further review. In addition, 53 of the 249 have been closed as staff has received the documents for which the extensions were requested.

The Online Extension Request Form Link can be found at:

<https://tinyurl.com/ufrq6wm>

### **CURRENT PRIORITY FUNDING FILING ROUND WILL BE CLOSING SOON**

OPSC would like to remind everyone that the 19<sup>th</sup> Priority of Funding filing period is open only a couple of more days and will **close on August 28, 2020**. Staff is accepting Priority funding requests with electronic signatures via email. All requests must be received by OPSC before the end of the day on **August 28, 2020** and will be valid from July 1, 2020 through December 31, 2020.

All projects receiving an Unfunded Approval through the August 2020 SAB meeting will be eligible to submit a request. Projects on the OPSC Workload List *cannot make this request*. Any priority funding requests received for projects on OPSC Workload List will be returned to the district.

### **CTEFP SIXTH FILING ROUND NOW CLOSED**

For the CTEFP Sixth Filing Round which closed on June 30, 2020, OPSC received 249 applications that represents \$427.3 million in requests. \$286.5 million is available in this last round of CTEFP funding from Proposition 51. OPSC anticipates presenting the qualifying projects to the Board at a future meeting.

### **NEXT STATE ALLOCATION BOARD MEETING**

The next meeting is scheduled for Wednesday, September 23, 2020 at 4:00 p.m. via Zoom.

State of California  
State Allocation Board

## SCHOOL FACILITY PROGRAM

This Resolution of the State Allocation Board (hereafter referred to as the "Board") is applicable to the appropriate sections of the Education Code and is described and filed in the office of the Executive Officer and will be made available to all interested parties as the Resolution pertains to the documents attached hereto. Said documents were acted upon by the Board at its meeting on August 26, 2020.

WHEREAS, the Board has previously approved or determined to be approvable a number of projects for construction or modernization eligibility of facilities for school districts and is making apportionments and/or unfunded approvals for the grant amounts for projects that meet the Board's criteria for the apportionment of grants pursuant to Education Code Sections 17072.10, 17078.52, 17078.70, 17079 or 17074.10 or Board Regulations 1859.81.1 or 1859.83;

WHEREAS, Treasury Regulations Section 1.150-2 require the State (on whose behalf the Board is acting) to declare its reasonable intent to provide grant funding to school districts, in accordance with Board policy and law, for costs of the projects with proceeds of State bonds.

NOW THEREFORE, BE IT RESOLVED:

1. This Resolution is adopted by the Board for the purposes of establishing compliance with Treasury Regulations Section 1.150-2 and this Resolution does not bind the Board to make any additional apportionment or bind the State to incur any indebtedness.
2. The Board anticipates that some or all of the school districts listed on the list of "Projects" referred to in this Resolution will pay certain capital expenditures in connection with some or all of the project's cost prior to the issuance of bonds by the State to pay for the grants for the projects. The reimbursement of such costs is consistent with the State's budgetary and financial circumstances, and in accordance with Board policy, as no other funds or accounts of the State have been budgeted or are available to pay the costs of the projects on either a short-term or a long-term basis.
3. The Board, acting on behalf of the State, hereby declares that it is the State's official intent to use proceeds of general obligation bonds that may become available for such purpose, consistent with the requirements of law that are in effect at the time the funds are available, to provide grants, in accordance with applicable, laws and regulations.
4. This Resolution shall be continuously available for inspection by the general public during normal business hours at the offices of the Board at 707 Third Street, West Sacramento, California, commencing within one week after the date of enactment of this Resolution.
5. Any eligibility determination does not constitute a commitment of future funding by the Board.

## **SCHOOL FACILITY PROGRAM**

### **PURPOSE OF REPORT**

To present the Districts' requests for School Facility Program (SFP) eligibility approval.

### **DESCRIPTION**

The school districts shown in the following sections have complied with State Allocation Board (Board) regulations regarding new construction or modernization eligibility determinations for the projects listed.

### **RECOMMENDATIONS**

1. Approve the eligibility determinations for the districts/projects shown on the Attachment.
2. Provide that this approval of eligibility determination for the districts/projects listed does not constitute a commitment for future funding by the Board.
3. For purposes of any application for funding, provide that the district must comply with all requirements of law and regulations pertaining to the SFP.

## ELIGIBILITY APPROVALS NEW CONSTRUCTION

<u>District</u>	<u>Attendance Area</u>	<u>County</u>	<u>Application Number 50/</u>	<u>Justification Document Date</u>	<u>Site Baseline Eligibility K-6</u>	<u>Site Baseline Eligibility 7-8</u>	<u>Site Baseline Eligibility 9-12</u>	<u>Site Baseline Eligibility Non Severe</u>	<u>Site Baseline Eligibility Severe</u>
Corona-Norco Unified	Roosevelt	Riverside	67033-05-000	07/29/2020	8817	2771	5155	322	96
Placer Union High	Del Oro	Placer	66894-01-000	05/21/2020	0	0	881	-5	16
Placer Union High	Placer	Placer	66894-02-000	05/21/2020	0	0	-363	-19	23
Southern Humboldt Joint Unified	Districtwide	Humboldt	63040-00-000	06/26/2020	17	75	-184	-31	0

## ELIGIBILITY APPROVALS MODERNIZATION

<u>District</u>	<u>School Name</u>	<u>County</u>	<u>Application Number 57/</u>	<u>Justification Document Date</u>	<u>Site Baseline Eligibility K-6</u>	<u>Site Baseline Eligibility 7-8</u>	<u>Site Baseline Eligibility 9-12</u>	<u>Site Baseline Eligibility Non Severe</u>	<u>Site Baseline Eligibility Severe</u>
Escondido Union Elementary	Mission Middle	San Diego	68098-00-00	06/08/2020	0	567	0	26	0
Firebaugh-Las Deltas Unified	Mills (Arthur E.) Intermediate	Fresno	73809-00-00	10/3/2016	200	0	0	0	0
Mt. Shasta Union	Mt. Shasta Elementary	Siskiyou	70425-00-00	03/04/2013	215	0	0	0	0



## **SCHOOL FACILITY PROGRAM**

### **PURPOSE OF REPORT**

To adjust the baseline eligibility for new construction and modernization projects under the Leroy F. Greene School Facilities Act of 1998.

### **DESCRIPTION**

The districts listed on Attachment A have received eligibility approval for new construction. There has been a change in their baseline in accordance with the California Code of Regulations relating to the Leroy F. Greene School Facilities Act of 1998, Section 1859.51.

The districts listed on Attachment B have received eligibility approval for modernization. There has been a change in their baseline in accordance with the California Code of Regulations relating to the Leroy F. Greene School Facilities Act of 1998, Section 1859.61.

### **RECOMMENDATIONS**

1. Approve an adjustment to the new construction eligibility baseline determination as shown on Attachment A.
2. Approve an adjustment to the modernization eligibility baseline determination as shown on Attachment B.
3. Provide that this approval of adjusted eligibility determination does not constitute a commitment for future funding by the State Allocation Board.

## **KEY TO ADJUSTMENTS**

### **NEW CONSTRUCTION ONLY**

- (a) Reduced by the number of pupils provided grants in a new construction School Facility Program (SFP) project and by the number of pupils that received a Preliminary Apportionment pursuant to Section 1859.140 or a Preliminary Charter School Apportionment pursuant to Regulation Section 1859.162.2.
- (b) Reduced by the number of pupils housed, based on the loading standards pursuant to Ed. Code Section 17071.25(a)(2)(A), in a new construction LPP project funded under the provisions of the LPP pursuant to Regulation Section 1859.12 or 1859.13.
- (c) Reduced by the number of pupils housed in additional classrooms constructed or purchased based on the loading standards, pursuant to Ed. Code Section 17071.25(a)(2)(A), in a modernization SFP project.
- (d) Adjusted as a result of audit findings made pursuant to Regulation Sections 1859.90 and 1859.105.
- (e) Increased/decreased by changes in projected enrollment in subsequent enrollment reporting years, except as provided in (j) below.
- (f) Adjusted as a result of errors or omissions by the district or by the Office of Public School Construction (OPSC).
- (g) Adjusted as result of amendments to the SFP Regulations that affect the eligibility.
- (h) Increased by the number of pupils eligible for grants pursuant to Regulation Section 1859.82(a).
- (i) Reduced by the number of pupils housed in classrooms provided after the baseline eligibility was determined by the State Allocation Board, with 12 exceptions at Regulation Section 1859.51(i).
- (j) For Small School Districts, following a 3-year period after the district's eligibility was approved by the Board, decreased by any reduction in projected enrollment, and by any increase in pupils in the latest CDE operational grant report per Ed. Code Sec. 42268.
- (k) Adjusted for any changes in classroom inventory as a result of a reorganization election.
- (l) For classroom loading standards adopted by the Board for non-severely and severely disabled individuals with exceptional needs.
- (m) As directed by the SAB due to finding a Material Inaccuracy pursuant to Section 1859.104.1.
- (n) Increased by the number of pupils that received a Preliminary Apportionment that was rescinded pursuant to Section 1859.148 or a Preliminary Charter School Apportionment that was rescinded pursuant to Section 1859.166.
- (o) Adjusted for operational grant changes as determined/provided by the California Department of Education.
- (p) For High School Attendance Area (HSAA) districts with Preliminary Apportionments within the 2002 or 2004 Critically Overcrowded School Facilities Account, adjusted in accordance with Regulation Section 1859.51(p)(1), (2), or (3).
- (q) Adjusted by the difference between the Alternative Enrollment Projection for the current enrollment reporting year and the projected enrollment determined pursuant to Section 1859.42 for the current enrollment reporting year, or by the eligibility remaining from this calculation that can no longer be utilized if the funds made available pursuant to EC Section 17071.75(a)(1)(A) have been exhausted.
- (r) Adjusted per Ed. Code Sec. 17071.75(b)(2) by the number of pupils housed, based on the loading standards per Ed. Code Sec. 17071.25(a)(2)(A), in any classroom(s) where title was relinquished to the School District receiving the transferred classrooms.

## **KEY TO ADJUSTMENTS**

### **MODERNIZATION ONLY**

- (a) Reduced by the number of pupils provided grants in a modernization SFP project or CSFP Rehabilitation project at the specific site.
- (b) Reduced by the number of pupils housed, based on the loading standard pursuant to EC Section 17071.25(a)(2), in a modernization LPP project funded under the LPP pursuant to Regulation Section 1859.14 and 1859.15.
- (c) Increased by changes in projected enrollment in subsequent enrollment reporting years.
- (d) (1) Increased for additional facilities not previously modernized with State funds, that become 25 years old, if permanent, or 20 years old, if portable or, (2) as a result of audit findings made pursuant to Regulation Sections 1859.90 and 1859.105.
- (e) Adjusted as a result of errors or omissions by the district or by the OPSC.
- (f) Adjusted as result of amendments to the Subgroup 5.5 Regulations that affect the eligibility.
- (g) For classroom loading standards adopted by the Board for non-severely and severely disabled individuals with exceptional needs.
- (h) As directed by the SAB due to finding a Material Inaccuracy pursuant to Regulation Section 1859.104.1.
- (i) Increased for facilities previously modernized with State funds, which qualify for an additional modernization apportionment pursuant to Regulation Section 1859.78.8.
- (j) Adjusted as a result of the Reconfiguration of an existing high school under the Small High School Program.
- (k) Decreased for facilities that were deemed eligible for modernization pursuant to Regulation Sections 1859.60 and 1859.61(d) and subsequently replaced, or will be replaced under a signed contract for construction or acquisition of facilities, in a project funded by the district without participation from the State.
- (l) Adjusted as a result of replaced eligible portables funded with the Overcrowding Relief Grant, per Ed. Code Section 17079 et seq.
- (m) Adjusted as a result of classrooms demolished and replaced pursuant to Regulation Section 1859.82.

State Allocation Board Meeting, August 26, 2020  
**ATTACHMENT A**

District: Arcohe Union Elementary  
Attendance Area: Districtwide  
County: Sacramento  
Application Number: 50/67280-00-000

	Type of Adj.	K-6	7-8	9-12	Non-Severe	Severe
Current Baseline Eligibility		50	10	0	0	0
Adjustment Per This Item	e	187	54	0	38	10
<b>Net Baseline Eligibility</b>		237	64	0	38	10

District: Armona Union Elementary  
Attendance Area: Districtwide  
County: Kings  
Application Number: 50/63875-00-000

	Type of Adj.	K-6	7-8	9-12	Non-Severe	Severe
Current Baseline Eligibility		1,503	379	0	13	0
Adjustment Per This Item	e	-1,209	-361	0	-39	0
<b>Net Baseline Eligibility</b>		294	18	0	-26	0

District: Capay Joint Union Elementary  
Attendance Area: Districtwide  
County: Glenn  
Application Number: 50/62554-00-000

	Type of Adj.	K-6	7-8	9-12	Non-Severe	Severe
Current Baseline Eligibility		11	6	0	0	0
Adjustment Per This Item	e	-9	-13	0	0	0
<b>Net Baseline Eligibility</b>		2	-7	0	0	0

District: Chowchilla Elementary  
Attendance Area: Districtwide  
County: Madera  
Application Number: 50/65193-00-000

	Type of Adj.	K-6	7-8	9-12	Non-Severe	Severe
Current Baseline Eligibility		273	53	0	0	0
Adjustment Per This Item	e	267	96	0	0	0
<b>Net Baseline Eligibility</b>		540	149	0	0	0

State Allocation Board Meeting, August 26, 2020  
**ATTACHMENT A**

District: Corona-Norco Unified  
Attendance Area: Roosevelt  
County: Riverside  
Application Number: 50/67033-05-000

	Type of Adj.	K-6	7-8	9-12	Non-Severe	Severe
<i>Current Baseline Eligibility</i>		8,817	2,771	5,155	322	96
<i>Adjustment Per This Item</i>	e	-1,141	-151	-256	-36	-8
<i>Adjustment Per This Item</i>	i	-1,025	0	0	-26	-9
<i>Adjustment Per This Item</i>	i	-925	0	0	0	0
<i>Adjustment Per This Item</i>	i	-875	0	0	-13	-9
<i>Adjustment Per This Item</i>	i	-850	0	0	-26	0
<i>Adjustment Per This Item</i>	i	-850	0	0	-26	0
<i>Adjustment Per This Item</i>	i	-675	0	0	0	0
<i>Adjustment Per This Item</i>	i	-425	-810	0	-26	-9
<i>Adjustment Per This Item</i>	i	-62	0	0	0	0
<i>Adjustment Per This Item</i>	i	-38	0	0	0	0
<i>Adjustment Per This Item</i>	i	0	-1,404	0	0	0
<i>Adjustment Per This Item</i>	i	0	0	-3,915	-52	-18
<b>Net Baseline Eligibility</b>		1,951	406	984	117	43

District: Dehesa  
Attendance Area: Districtwide  
County: San Diego  
Application Number: 50/68049-00-000

	Type of Adj.	K-6	7-8	9-12	Non-Severe	Severe
<i>Current Baseline Eligibility</i>		184	-23	0	0	0
<i>Adjustment Per This Item</i>	e	-70	15	0	0	0
<b>Net Baseline Eligibility</b>		114	-8	0	0	0

District: El Nido Elementary  
Attendance Area: Districtwide  
County: Merced  
Application Number: 50/65680-00-000

	Type of Adj.	K-6	7-8	9-12	Non-Severe	Severe
<i>Current Baseline Eligibility</i>		36	15	0	0	0
<i>Adjustment Per This Item</i>	e	84	-2	0	0	0
<b>Net Baseline Eligibility</b>		120	13	0	0	0

State Allocation Board Meeting, August 26, 2020  
**ATTACHMENT A**

District: El Tejon Unified  
Attendance Area: Districtwide  
County: Kern  
Application Number: 50/75168-00-000

	Type of Adj.	K-6	7-8	9-12	Non-Severe	Severe
Current Baseline Eligibility		51	-39	71	13	0
Adjustment Per This Item	e	-4	-4	-145	0	0
<b>Net Baseline Eligibility</b>		47	-43	-74	13	0

District: Escondido Union Elementary  
Attendance Area: Districtwide  
County: San Diego  
Application Number: 50/68098-00-000

	Type of Adj.	K-6	7-8	9-12	Non-Severe	Severe
Current Baseline Eligibility		2,736	0	0	11	59
Adjustment Per This Item	e	-465	-541	0	-7	138
<b>Net Baseline Eligibility</b>		2,271	-541	0	4	197

District: Farmersville Unified  
Attendance Area: Districtwide  
County: Tulare  
Application Number: 50/75325-00-000

	Type of Adj.	K-6	7-8	9-12	Non-Severe	Severe
Current Baseline Eligibility		-460	203	-100	0	0
Adjustment Per This Item	e	-129	-38	-55	0	0
<b>Net Baseline Eligibility</b>		-589	165	-155	0	0

District: Franklin Elementary  
Attendance Area: Districtwide  
County: Sutter  
Application Number: 50/71381-00-000

	Type of Adj.	K-6	7-8	9-12	Non-Severe	Severe
Current Baseline Eligibility		91	-11	0	0	0
Adjustment Per This Item	e	25	5	0	0	0
<b>Net Baseline Eligibility</b>		116	-6	0	0	0

State Allocation Board Meeting, August 26, 2020  
**ATTACHMENT A**

District: Gridley Unified  
Attendance Area: Districtwide  
County: Butte  
Application Number: 50/75507-00-000

	Type of Adj.	K-6	7-8	9-12	Non-Severe	Severe
Current Baseline Eligibility		34	-116	-153	22	35
Adjustment Per This Item	e	209	71	43	3	-24
<b>Net Baseline Eligibility</b>		243	-45	-110	25	11

District: Hermosa Beach City Elementary  
Attendance Area: Districtwide  
County: Los Angeles  
Application Number: 50/64600-00-000

	Type of Adj.	K-6	7-8	9-12	Non-Severe	Severe
Current Baseline Eligibility		-257	-22	0	0	14
Adjustment Per This Item	e	119	-9	0	4	-4
<b>Net Baseline Eligibility</b>		-138	-31	0	4	10

District: Jacoby Creek Elementary  
Attendance Area: Districtwide  
County: Humboldt  
Application Number: 50/62893-00-000

	Type of Adj.	K-6	7-8	9-12	Non-Severe	Severe
Current Baseline Eligibility		332	44	0	0	0
Adjustment Per This Item	e	-119	-17	0	0	0
<b>Net Baseline Eligibility</b>		213	27	0	0	0

District: Kings River Union Elementary  
Attendance Area: Districtwide  
County: Tulare  
Application Number: 50/71969-00-000

	Type of Adj.	K-6	7-8	9-12	Non-Severe	Severe
Current Baseline Eligibility		0	-1	0	3	0
Adjustment Per This Item	e	88	6	0	-16	0
<b>Net Baseline Eligibility</b>		88	5	0	-13	0

State Allocation Board Meeting, August 26, 2020  
**ATTACHMENT A**

District: Kit Carson Union  
Attendance Area: Districtwide  
County: Kings  
Application Number: 50/63958-00-000

	Type of Adj.	K-6	7-8	9-12	Non-Severe	Severe
Current Baseline Eligibility		88	60	0	0	0
Adjustment Per This Item	e	-25	-23	0	0	0
<b>Net Baseline Eligibility</b>		63	37	0	0	0

District: Merced City Elementary  
Attendance Area: Districtwide  
County: Merced  
Application Number: 50/65771-00-000

	Type of Adj.	K-6	7-8	9-12	Non-Severe	Severe
Current Baseline Eligibility		1,672	332	0	62	0
Adjustment Per This Item	e	-1,302	-179	0	-58	0
<b>Net Baseline Eligibility</b>		370	153	0	4	0

District: Miller Creek Elementary  
Attendance Area: Districtwide  
County: Marin  
Application Number: 50/65318-00-000

	Type of Adj.	K-6	7-8	9-12	Non-Severe	Severe
Current Baseline Eligibility		-399	-162	0	10	0
Adjustment Per This Item	e	560	58	0	9	3
<b>Net Baseline Eligibility</b>		161	-104	0	19	3

District: Mountain Empire Unified  
Attendance Area: Districtwide  
County: San Diego  
Application Number: 50/68213-00-000

	Type of Adj.	K-6	7-8	9-12	Non-Severe	Severe
Current Baseline Eligibility			0	-149	82	46
Adjustment Per This Item	e	e	-51	-107	-69	-59
<b>Net Baseline Eligibility</b>			-51	-256	13	-13



State Allocation Board Meeting, August 26, 2020  
**ATTACHMENT A**

District: Placer Union High  
Attendance Area: Del Oro  
County: Placer  
Application Number: 50/66894-01-000

	Type of Adj.	K-6	7-8	9-12	Non-Severe	Severe
Current Baseline Eligibility		0	0	881	-5	16
Adjustment Per This Item	i	0	0	-54	0	0
<b>Net Baseline Eligibility</b>		0	0	827	(5)	16

District: Placer Union High  
Attendance Area: Placer  
County: Placer  
Application Number: 50/66894-02-000

	Type of Adj.	K-6	7-8	9-12	Non-Severe	Severe
Current Baseline Eligibility		0	0	-363	-19	23
Adjustment Per This Item	i	0	0	-241	0	0
<b>Net Baseline Eligibility</b>		0	0	(604)	(19)	23

District: Richfield Elementary  
Attendance Area: Districtwide  
County: Tehama  
Application Number: 50/71654-00-000

	Type of Adj.	K-6	7-8	9-12	Non-Severe	Severe
Current Baseline Eligibility		129	35	0	0	0
Adjustment Per This Item	e	-211	-31	0	0	0
<b>Net Baseline Eligibility</b>		-82	4	0	0	0

District: San Benito High  
Attendance Area: Districtwide  
County: San Benito  
Application Number: 50/67538-00-000

	Type of Adj.	K-6	7-8	9-12	Non-Severe	Severe
Current Baseline Eligibility		0	0	320	112	10
Adjustment Per This Item	e	0	0	295	-99	29
<b>Net Baseline Eligibility</b>		0	0	615	13	39

State Allocation Board Meeting, August 26, 2020  
**ATTACHMENT A**

District: Saugus Union Elementary  
Attendance Area: Districtwide  
County: Los Angeles  
Application Number: 50/64998-00-000

	Type of Adj.	K-6	7-8	9-12	Non-Severe	Severe
Current Baseline Eligibility		1,957	0	0	-24	-27
Adjustment Per This Item	e	-1,606	0	0	-26	32
Adjustment Per This Item	f	-136	0	0	105	25
<b>Net Baseline Eligibility</b>		215	0	0	55	30

District: Sonora Elementary  
Attendance Area: Districtwide  
County: Tuolumne  
Application Number: 50/72371-00-000

	Type of Adj.	K-6	7-8	9-12	Non-Severe	Severe
Current Baseline Eligibility		-164	46	0	4	-9
Adjustment Per This Item	e	191	9	0	-17	14
<b>Net Baseline Eligibility</b>		27	55	0	-13	5

District: Terra Bella Union  
Attendance Area: Districtwide  
County: Tulare  
Application Number: 50/72199-00-000

	Type of Adj.	K-6	7-8	9-12	Non-Severe	Severe
Current Baseline Eligibility		0	0	0	0	0
Adjustment Per This Item	e	206	20	0	0	0
<b>Net Baseline Eligibility</b>		206	20	0	0	0

District: Traver Joint Elementary  
Attendance Area: Districtwide  
County: Tulare  
Application Number: 50/72223-00-000

	Type of Adj.	K-6	7-8	9-12	Non-Severe	Severe
Current Baseline Eligibility		0	-16	0	0	0
Adjustment Per This Item	e	184	51	0	0	0
<b>Net Baseline Eligibility</b>		184	35	0	0	0

State Allocation Board Meeting, August 26, 2020  
**ATTACHMENT A**

District: Waugh Elementary  
Attendance Area: Districtwide  
County: Sonoma  
Application Number: 50/70995-00-000

	Type of Adj.	K-6	7-8	9-12	Non-Severe	Severe
<i>Current Baseline Eligibility</i>		279	0	0	0	0
<i>Adjustment Per This Item</i>	e	37	0	0	0	0
<b>Net Baseline Eligibility</b>		316	0	0	0	0

District: Winters Joint Unified  
Attendance Area: Districtwide  
County: Yolo  
Application Number: 50/72702-00-000

	Type of Adj.	K-6	7-8	9-12	Non-Severe	Severe
<i>Current Baseline Eligibility</i>		191	-36	66	39	0
<i>Adjustment Per This Item</i>	e	55	-15	-207	-234	12
<b>Net Baseline Eligibility</b>		246	-51	-141	-195	12

District: Wright Elementary  
Attendance Area: Districtwide  
County: Sonoma  
Application Number: 50/71035-00-000

	Type of Adj.	K-6	7-8	9-12	Non-Severe	Severe
<i>Current Baseline Eligibility</i>		-269	0	-28	14	0
<i>Adjustment Per This Item</i>	e	85	0	0	1	1
<i>Adjustment Per This Item</i>	f	0	0	28	-42	14
<b>Net Baseline Eligibility</b>		-184	0	0	-27	15

State Allocation Board Meeting, August 26, 2020

**ATTACHMENT B**

District: Los Angeles Unified  
 School Name: Alta Loma Elementary  
 County: Los Angeles  
 Application Number: 57/64733-10-000

	Type of Adj.	K-6	7-8	9-12	Non-Severe	Severe
Current Baseline Eligibility		396	0	0	0	0
Adjustment Per This Item	d1	198	0	0	3	1
Adjustment Per This Item	e	-101	0	0	-2	0
<b>Net Baseline Eligibility</b>		493	0	0	1	1

District: Los Angeles Unified  
 School Name: Burton Street Elementary  
 County: Los Angeles  
 Application Number: 57/64733-00-000

	Type of Adj.	K-6	7-8	9-12	Non-Severe	Severe
Current Baseline Eligibility		341	0	0	0	0
Adjustment Per This Item	d1	249	0	0	13	3
Adjustment Per This Item	e	-9	0	0	-1	0
<b>Net Baseline Eligibility</b>		581	0	0	12	3

District: Los Angeles Unified  
 School Name: Capistrano Avenue Elementary  
 County: Los Angeles  
 Application Number: 57/64733-00-000

	Type of Adj.	K-6	7-8	9-12	Non-Severe	Severe
Current Baseline Eligibility		74	0	0	0	0
Adjustment Per This Item	d1	76	0	0	6	0
Adjustment Per This Item	e	-25	0	0	-2	0
<b>Net Baseline Eligibility</b>		125	0	0	4	0

District: Los Angeles Unified  
 School Name: Coldwater Canyon Avenue Elementary  
 County: Los Angeles  
 Application Number: 57/64733-00-000

	Type of Adj.	K-6	7-8	9-12	Non-Severe	Severe
Current Baseline Eligibility		785	0	0	0	0
Adjustment Per This Item	d1	151	0	0	3	0
<b>Net Baseline Eligibility</b>		936	0	0	3	0

State Allocation Board Meeting, August 26, 2020

**ATTACHMENT B**

District: Los Angeles Unified  
 School Name: Elizabeth Learning Center  
 County: Los Angeles  
 Application Number: 57/64733-00-000

	Type of Adj.	K-6	7-8	9-12	Non-Severe	Severe
Current Baseline Eligibility		393	239	82	0	1
Adjustment Per This Item	d1	88	63	43	9	1
Adjustment Per This Item	e	53	37	25	5	1
<b>Net Baseline Eligibility</b>		534	339	150	14	3

District: Los Angeles Unified  
 School Name: Griffin Avenue Elementary  
 County: Los Angeles  
 Application Number: 57/64733-00-000

	Type of Adj.	K-6	7-8	9-12	Non-Severe	Severe
Current Baseline Eligibility		365	0	0	0	7
Adjustment Per This Item	d1	150	0	0	0	0
<b>Net Baseline Eligibility</b>		515	0	0	0	7

District: Los Angeles Unified  
 School Name: Griffith (David Wark) Junior High  
 County: Los Angeles  
 Application Number: 57/64733-00-000

	Type of Adj.	K-6	7-8	9-12	Non-Severe	Severe
Current Baseline Eligibility		0	523	0	0	0
Adjustment Per This Item	e	0	-1	0	0	0
<b>Net Baseline Eligibility</b>		0	522	0	0	0

District: Los Angeles Unified  
 School Name: Hart Street Elementary  
 County: Los Angeles  
 Application Number: 57/64733-00-000

	Type of Adj.	K-6	7-8	9-12	Non-Severe	Severe
Current Baseline Eligibility		457	0	0	4	2
Adjustment Per This Item	d1	116	0	0	4	2
Adjustment Per This Item	e	-77	0	0	-2	-1
<b>Net Baseline Eligibility</b>		496	0	0	6	3

State Allocation Board Meeting, August 26, 2020

**ATTACHMENT B**

District: Los Angeles Unified  
 School Name: Monroe (James) High  
 County: Los Angeles  
 Application Number: 57/64733-00-000

	Type of Adj.	K-6	7-8	9-12	Non-Severe	Severe
Current Baseline Eligibility		0	0	3,233	-8	0
Adjustment Per This Item	e	0	0	-133	-8	0
<b>Net Baseline Eligibility</b>		0	0	3,100	-16	0

District: Los Angeles Unified  
 School Name: Parthenia St. Elementary  
 County: Los Angeles  
 Application Number: 57/64733-00-000

	Type of Adj.	K-6	7-8	9-12	Non-Severe	Severe
Current Baseline Eligibility		332	0	0	0	0
Adjustment Per This Item	d1	57	0	0	0	0
Adjustment Per This Item	e	-1	0	0	0	0
<b>Net Baseline Eligibility</b>		388	0	0	0	0

District: Los Angeles Unified  
 School Name: Reseda Senior High  
 County: Los Angeles  
 Application Number: 57/64733-39-000

	Type of Adj.	K-6	7-8	9-12	Non-Severe	Severe
Current Baseline Eligibility		0	0	599	23	0
Adjustment Per This Item	d1	0	0	714	31	0
<b>Net Baseline Eligibility</b>		0	0	1,313	54	0

District: Los Angeles Unified  
 School Name: San Fernando Senior High  
 County: Los Angeles  
 Application Number: 57/64733-73-000

	Type of Adj.	K-6	7-8	9-12	Non-Severe	Severe
Current Baseline Eligibility		0	0	550	37	0
Adjustment Per This Item	e	0	0	110	17	0
<b>Net Baseline Eligibility</b>		0	0	660	54	0

State Allocation Board Meeting, August 26, 2020

**ATTACHMENT B**

District: Los Angeles Unified

School Name: Sherman Oaks Center For Enriched Studies

County: Los Angeles

Application Number: 57/64733-00-000

	Type of Adj.	K-6	7-8	9-12	Non-Severe	Severe
Current Baseline Eligibility		318	293	590	0	0
Adjustment Per This Item	c	46	58	207	0	0
Adjustment Per This Item	e	19	14	27	0	0
<b>Net Baseline Eligibility</b>		383	365	824	0	0

District: Los Angeles Unified

School Name: State Street Elementary

County: Los Angeles

Application Number: 57/64733-00-000

	Type of Adj.	K-6	7-8	9-12	Non-Severe	Severe
Current Baseline Eligibility		234	0	0	1	0
Adjustment Per This Item	d1	1,053	0	0	28	0
Adjustment Per This Item	e	-2	0	0	0	0
<b>Net Baseline Eligibility</b>		1,285	0	0	29	0

District: Los Angeles Unified

School Name: Sylmar Senior High

County: Los Angeles

Application Number: 57/64733-00-000

	Type of Adj.	K-6	7-8	9-12	Non-Severe	Severe
Current Baseline Eligibility		0	0	1,926	-24	0
Adjustment Per This Item	d1	0	0	80	4	0
Adjustment Per This Item	e	0	0	-2	0	0
<b>Net Baseline Eligibility</b>		0	0	2,004	-20	0

District: Mt. Shasta Union

School Name: Mt. Shasta Elementary

County: Siskiyou

Application Number: 57/70425-00-000

	Type of Adj.	K-6	7-8	9-12	Non-Severe	Severe
Current Baseline Eligibility		215	0	0	0	0
Adjustment Per This Item	c	20	0	0	0	0
<b>Net Baseline Eligibility</b>		235	0	0	0	0

State Allocation Board Meeting, August 26, 2020

**ATTACHMENT B**

District: North Monterey County Unified  
 School Name: North Monterey County High  
 County: Monterey  
 Application Number: 57/73825-00-000

	Type of Adj.	K-6	7-8	9-12	Non-Severe	Severe
Current Baseline Eligibility		0	0	218	0	0
Adjustment Per This Item	d1	0	0	335	5	0
<b>Net Baseline Eligibility</b>		0	0	553	5	0

District: Rincon Valley Union  
 School Name: Matanzas Elementary  
 County: Sonoma  
 Application Number: 57/70896-00-000

	Type of Adj.	K-6	7-8	9-12	Non-Severe	Severe
Current Baseline Eligibility		0	0	0	0	0
Adjustment Per This Item	c	244	0	0	4	0
<b>Net Baseline Eligibility</b>		244	0	0	4	0

District: Sweetwater Union High  
 School Name: Mar Vista Middle  
 County: San Diego  
 Application Number: 57/68411-00-000

	Type of Adj.	K-6	7-8	9-12	Non-Severe	Severe
Current Baseline Eligibility		0	-386	0	87	19
Adjustment Per This Item	c	0	-89	0	-12	9
Adjustment Per This Item	c	0	-55	0	2	1
Adjustment Per This Item	e	0	-6	0	-22	2
<b>Net Baseline Eligibility</b>		0	-536	0	55	31

District: Sweetwater Union High  
 School Name: Sweetwater Union High  
 County: San Diego  
 Application Number: 57/68411-00-000

	Type of Adj.	K-6	7-8	9-12	Non-Severe	Severe
Current Baseline Eligibility		0	0	42	0	0
Adjustment Per This Item	c	0	0	-352	185	30
<b>Net Baseline Eligibility</b>		0	0	-310	185	30



State Allocation Board Meeting, August 26, 2020

**ATTACHMENT B**

District: Twin Rivers Unified

School Name: Grant Union High

County: Sacramento

Application Number: 57/76505-00-000

	Type of Adj.	K-6	7-8	9-12	Non-Severe	Severe
Current Baseline Eligibility		0	0	-67	74	29
Adjustment Per This Item	c	0	0	16	-8	5
Adjustment Per This Item	c	0	0	55	-2	0
Adjustment Per This Item	d1	0	0	12	0	0
<b>Net Baseline Eligibility</b>		0	0	16	64	34

District: Twin Rivers Unified

School Name: Orchard Elementary

County: Sacramento

Application Number: 57/76505-00-000

	Type of Adj.	K-6	7-8	9-12	Non-Severe	Severe
Current Baseline Eligibility		0	0	0	0	0
Adjustment Per This Item	c	-77	102	0	0	8
Adjustment Per This Item	d1	35	10	0	0	3
Adjustment Per This Item	e	3	0	0	0	0
<b>Net Baseline Eligibility</b>		-39	112	0	0	11

District: Victor Elementary

School Name: Village Elementary

County: San Bernardino

Application Number: 57/67918-00-000

	Type of Adj.	K-6	7-8	9-12	Non-Severe	Severe
Current Baseline Eligibility		50	0	0	0	0
Adjustment Per This Item	c	132	0	0	27	0
Adjustment Per This Item	d1	515	0	0	0	0
<b>Net Baseline Eligibility</b>		697	0	0	27	0

District: Visalia Unified

School Name: Mineral King Elementary

County: Tulare

Application Number: 57/72256-00-000

	Type of Adj.	K-6	7-8	9-12	Non-Severe	Severe
Current Baseline Eligibility		82	0	0	0	0
Adjustment Per This Item	d1	500	0	0	7	0
<b>Net Baseline Eligibility</b>		582	0	0	7	0

## **SCHOOL FACILITY PROGRAM UNFUNDED APPROVALS**

(Lack of AB 55 Loans)

### **PURPOSE OF REPORT**

To present to the State Allocation Board (Board) a list of School Facility Program (SFP) applications for unfunded approval.

### **DESCRIPTION**

At the January 2020 Board meeting, the Board elected to provide an increase adjustment of 2.08 percent to SFP projects for calendar year 2020. The projects listed on the Attachment reflect the Board's action of the adoption of the 2.08 percent increase based on the RS Means Construction Cost Index. In addition, the project applications represent SFP New Construction, Modernization, Charter School and Overcrowding Relief Grant projects in date order of a complete application being received by the Office of Public School Construction (OPSC).

### **AUTHORITY**

SFP Regulation Section 1859.2 defines an Unfunded List (Lack of AB 55 Loans) as an information list of unfunded projects that was created due to the State's inability to provide interim financing from the Pooled Money Investment Account (AB 55 loans) to fund school construction projects as declared in the Department of Finance Budget Letter #33 issued on December 18, 2008.

SFP Regulation Section 1859.95 states:

"When the Board has no funds to apportion ..., the Board will also accept and process applications for apportionment for purposes of developing an Unfunded List based on the date the application is ready for Apportionment, with the exception of New Construction funding applications that utilize eligibility generated by the Alternative Enrollment Projection.

An application for funding included on an Unfunded List is eligible for reimbursement subject to adjustments in the New Construction Grants amount pursuant to Section 1859.77."

**BACKGROUND**

At the March 11, 2009 SAB meeting, the Board requested that Staff continue to process applications to the Board for unfunded approval, up to the bonding authority. The Attachment reflects applications being presented for unfunded approval, including SFP modernization and new construction projects in date order of a complete application being received by the OPSC. The list also includes health and safety facility hardship applications for funding that have been processed and are ready for approval regardless of received date. The unfunded approval of the applications as reflected on the Attachment does not constitute a guarantee of future funding.

**RECOMMENDATIONS**

1. Approve the SFP applications as presented on the Attachment.
2. Provide that these unfunded approvals do not constitute a guarantee of future funding.

ATTACHMENT  
UNFUNDED APPROVALS  
(Lack of AB 55 Loans)  
State Allocation Board Meeting, August 26, 2020

County	District	School Site	Application Number	Received Date	Grant Amount
SUTTER	BRITTAN ELEMENTARY	BRITTAN ELEMENTARY	50/71357-00-002	5/5/2017	\$2,527,280.00
LOS ANGELES	LOS ANGELES UNIFIED	BURTON STREET ELEMENTARY	57/64733-00-612	6/20/2017	\$2,912,661.00
LOS ANGELES	LOS ANGELES UNIFIED	STATE STREET ELEMENTARY	57/64733-00-613	6/20/2017	\$2,400,270.00
LOS ANGELES	LOS ANGELES UNIFIED	SHERMAN OAKS CENTER FOR ENRICHED STUDY	57/64733-00-614	6/20/2017	\$2,124,139.00
LOS ANGELES	LOS ANGELES UNIFIED	PARTHENIA STREET ELEMENTARY	57/64733-00-615	6/20/2017	\$2,952,855.00
LOS ANGELES	LOS ANGELES UNIFIED	JAMES MONROE HIGH	57/64733-00-616	6/20/2017	\$1,767,636.00
SACRAMENTO	TWIN RIVERS UNIFIED	ORCHARD ELEMENTARY	57/76505-00-048	6/21/2017	\$916,916.00
LOS ANGELES	LOS ANGELES UNIFIED	ELIZABETH LEARNING CENTER	57/64733-00-617	7/6/2017	\$1,885,627.00
LOS ANGELES	LOS ANGELES UNIFIED	SYLMAR SENIOR HIGH	57/64733-00-618	7/6/2017	\$3,445,943.00
LOS ANGELES	LOS ANGELES UNIFIED	GRIFFITH MIDDLE	57/64733-00-619	7/6/2017	\$3,681,908.00
LOS ANGELES	LOS ANGELES UNIFIED	GRIFFIN AVENUE ELEMENTARY	57/64733-00-621	7/18/2017	\$1,869,832.00
LOS ANGELES	LOS ANGELES UNIFIED	RESEDA HIGH	57/64733-39-008	7/18/2017	\$1,824,697.00
LOS ANGELES	LOS ANGELES UNIFIED	DANA (RICHARD HENRY) MIDDLE	57/64733-20-019	7/25/2017	\$1,141,195.00
SACRAMENTO	TWIN RIVERS UNIFIED	NORALTO ELEMENTARY	57/76505-00-050	7/28/2017	\$1,116,158.00
SAN MATEO	SEQUOIA UNION HIGH	REDWOOD HIGH	57/69062-00-037	8/3/2017	\$681,014.00
RIVERSIDE	CORONA-NORCO UNIFIED	AUGUSTINE RAMIREZ INTERMEDIATE	50/67033-05-001	8/8/2017	\$1,131,065.00
TULARE	PORTERVILLE UNIFIED	PORTERVILLE HIGH	50/75523-00-008	8/11/2017	\$1,411,275.00
TULARE	PORTERVILLE UNIFIED	BELLEVUE ELEMENTARY	50/75523-00-007	8/11/2017	\$4,489,335.00
PLACER	WESTERN PLACER UNIFIED	LINCOLN HIGH	50/66951-00-009	8/14/2017	\$3,097,171.00
MARIN	LARKSPUR-CORTE MADERA	NEIL CUMMINS ELEMENTARY	57/65367-00-007	8/14/2017	\$846,713.00
FRESNO	SANGER UNIFIED	SEQUOIA ELEMENTARY	50/62414-00-020	8/15/2017	\$935,286.00
SAN DIEGO	ESCONDIDO UNION ELEMENTARY	MISSION MIDDLE	50/68098-00-007	8/15/2017	\$3,610,216.00
SAN DIEGO	ESCONDIDO UNION ELEMENTARY	QUANTUM ACADEMY	50/68098-00-008	8/16/2017	\$1,455,429.00
LOS ANGELES	LOS ANGELES UNIFIED	COLDWATER CANYON ELEMENTARY	57/64733-00-629	8/16/2017	\$3,021,556.00
LOS ANGELES	LOS ANGELES UNIFIED	SAN FERNANDO SENIOR HIGH	57/64733-73-005	8/16/2017	\$5,326,797.00
SAN DIEGO	ESCONDIDO UNION ELEMENTARY	QUANTUM ACADEMY	57/68098-00-013	8/16/2017	\$1,149,405.00
PLACER	PLACER UNION HIGH	DEL ORO HIGH	50/66894-01-001	8/24/2017	\$15,069,150.00
MERCED	MERCED CITY ELEMENTARY	ADA GIVENS ELEMENTARY	50/65771-00-022	8/25/2017	\$1,345,754.00
LOS ANGELES	LOS ANGELES UNIFIED	MARKHAM (EDWIN) MIDDLE	57/64733-00-630	8/30/2017	\$1,930,397.00
SONOMA	RINCON VALLEY UNION ELEMENTARY	MATANZAS ELEMENTARY	57/70896-00-012	8/31/2017	\$727,997.00
GLENN	CAPAY JOINT UNION ELEMENTARY	CAPAY JOINT UNION ELEMENTARY	50/62554-00-001	9/1/2017	\$3,578,447.00
MONTEREY	NORTH MONTEREY COUNTY UNIFIED	NORTH MONTEREY COUNTY HIGH	57/73825-00-010	9/7/2017	\$3,878,002.00
SAN DIEGO	SWEETWATER UNION HIGH	SWEETWATER HIGH	57/68411-00-043	9/8/2017	\$3,902,789.00
SAN DIEGO	SWEETWATER UNION HIGH	CHULA VISTA SENIOR HIGH	57/68411-00-045	9/8/2017	\$3,518,567.00
SAN DIEGO	SWEETWATER UNION HIGH	MAR VISTA MIDDLE	57/68411-00-046	9/8/2017	\$1,629,539.00
SAN DIEGO	SWEETWATER UNION HIGH	MAR VISTA SENIOR HIGH	57/68411-00-047	9/8/2017	\$1,981,832.00
SACRAMENTO	TWIN RIVERS UNIFIED	WOODRIDGE ELEMENTARY	57/76505-00-052	9/8/2017	\$623,963.00
SACRAMENTO	TWIN RIVERS UNIFIED	GRANT UNION HIGH	57/76505-00-054	9/8/2017	\$1,796,253.00
LOS ANGELES	LOS ANGELES UNIFIED	HART STREET ELEMENTARY	57/64733-00-633	9/13/2017	\$674,911.00
LOS ANGELES	LOS ANGELES UNIFIED	ALTA LOMA ELEMENTARY	57/64733-10-003	9/13/2017	\$843,256.00
SAN DIEGO	ESCONDIDO UNION ELEMENTARY	MISSION MIDDLE	57/68098-00-014	9/14/2017	\$3,293,647.00
MERCED	WEAVER UNION	WEAVER MIDDLE	50/65862-00-002	9/15/2017	\$4,723,287.00
MERCED	WEAVER UNION	WEAVER MIDDLE	57/65862-00-002	9/15/2017	\$2,822,424.00
IMPERIAL	HEBER ELEMENTARY	HEBER ELEMENTARY	50/63131-00-007	9/18/2017	\$3,016,170.00
LOS ANGELES	LOS ANGELES UNIFIED	CAPISTRANO AVENUE ELEMENTARY	57/64733-00-634	9/20/2017	\$1,080,890.00
ORANGE	NEWPORT-MESA UNIFIED	ROY O. ANDERSON ELEMENTARY	57/66597-00-042	9/20/2017	\$365,891.00
SAN BERNARDINO	VICTOR ELEMENTARY	VILLAGE ELEMENTARY	57/67918-00-006	9/25/2017	\$956,083.00
SISKIYOU	YREKA UNION HIGH	YREKA HIGH	57/70516-00-003	9/25/2017	\$831,342.00
LOS ANGELES	SAUGUS UNION	WEST CREEK ACADEMY	50/64998-00-019	9/27/2017	\$3,562,714.00
RIVERSIDE	PERRIS ELEMENTARY	INNOVATIVE HORIZONS	54/67199-00-002	12/19/2019	\$801,843.20
BUTTE	CHICO UNIFIED	NORD COUNTRY	54/61424-00-005	3/30/2020	\$746,928.00
SAN DIEGO	DEHESA	DEHESA ELEMENTARY	50/68049-00-001	8/26/2020	\$1,653,281.00

ATTACHMENT  
 UNFUNDED APPROVALS  
 (Lack of AB 55 Loans)  
 State Allocation Board Meeting, August 26, 2020

County	District	School Site	Application Number	Received Date	Grant Amount
--------	----------	-------------	--------------------	---------------	--------------

Program	Amount (in Dollars)
New Construction	\$51,605,860.00
Modernization	\$69,923,105.00
Charter School Facilities Program	\$1,548,771.20
<b>Total</b>	<b>\$123,077,736.20</b>

**SCHOOL DISTRICT DATA** New Construction – Adjusted Grant Approval

**Application No:** 50/71357-00-002  
**School District:** Brittan Elementary

**County:** Sutter  
**School Name:** Brittan Elementary

**PROJECT DATA**

**Type of Project:** Elementary School  
**Pupils Assigned**      **K-6:** 125  
                                  **7-8:**  
                                  **9-12:**  
**Non-Severe:**  
**Severe:**  
**Application Filing Basis:** District Wide  
**Number of Classrooms:** 5  
**Master Acres:** 21.1  
**Existing Acres:** 11.54  
**Proposed Acres:**  
**Recommended Acres:** 10.4  
**Facility Hardship (a):** No  
**Financial Hardship Requested:** Yes  
**Alternative Education School:** No  
**Addition to Existing Site:** Yes

**ADJUSTED GRANT DATA**

<b>New Construction Grant</b>	\$1,556,375.00
<b>Project Assistance</b>	7,615.00
<b>Fire Detection Alarm</b>	1,875.00
<b>Small Size Project</b>	62,255.00
<b>Total State Share (50%)</b>	1,628,120.00
<b>District Share (50%)</b>	1,628,120.00
<b>Total Project Cost</b>	<b>\$3,256,240.00</b>

**PROJECT FINANCING**

<b><u>State Share</u></b>	
<b>This Project</b>	\$1,628,120.00
<b><u>District Share</u></b>	
<b>Cash Contribution</b>	82,535.00
<b>Financial Hardship</b>	1,545,585.00
<b>Total Project Cost</b>	<b>\$3,256,240.00</b>

**HISTORY OF PROJECT COST AND APPORTIONMENT**

	<b>Fund Code</b>	<b>Proposition</b>	<b>Previously Authorized</b>	<b>Authorized This Action</b>	<b>Unfunded Approval This Action</b>
<b><u>State Share</u></b>					
New Construction/Additional Grant	<b>055-500</b>	<b>55</b>	\$364,480.00		
New Construction/Additional Grant	<b>951-500</b>	<b>51</b>		\$1,263,640.00	\$1,263,640.00
<b><u>District Share</u></b>					
Cash Contribution			82,535.00		
Financial Hardship	<b>055-500</b>	<b>55</b>	281,945.00		
Financial Hardship	<b>951-500</b>	<b>51</b>		1,263,640.00	1,263,640.00
<b>Total</b>			<b>\$728,960.00</b>	<b>\$2,527,280.00</b>	<b>\$2,527,280.00</b>

**Funding Source(s): Proposition 55 Bonds/2004-Mar.; Proposition 51 Bonds/2016-Nov.**

Pursuant to the Board's action on March 11, 2009, this application has been approved and placed on the Unfunded List (Lack of AB 55 Loans). This approval does not constitute a guarantee or commitment of future State funding.

The District shall ensure that it is in compliance with all applicable laws, regulations and certifications it made on the program forms.

Based on the Board's action on June 5, 2017, this project is subject to the Grant Agreement submittal pursuant to School Facility Program Regulation Section 1859.90.4.

The District is responsible for ensuring that the project is compliant with Prevailing Wage Monitoring and/or Labor Compliance Program requirements at the time construction contracts are executed and/or construction commenced.

Amounts shown for financial hardship assistance are subject to adjustment as a result of a review of the District's financial records pursuant to Regulation Section 1859.81(a) at the time of apportionment.

On December 14, 2011, the Board approved a design Apportionment for the District for 200 pupil grants at the K-6 grade level. With this item, the District is decreasing its request to 125 pupil grants at the K-6 grade level and the District's New Construction baseline eligibility will be adjusted by an increase of 75 pupil grants at the K-6 grade level upon approval by the Board.

The District qualifies for financial hardship pursuant to SFP Regulation Section 1859.81(c)(1). The District has demonstrated that it is financially unable to provide all or a part of the matching funds and is levying the developer fees or equal alternative revenue source justified by law. The District's outstanding bonded indebtedness (as of April 1, 2020) is at least 60 percent of its total bonding capacity.

**SCHOOL DISTRICT DATA**

**Application No:** 57/64733-00-612  
**School District:** Los Angeles Unified

**County:** Los Angeles  
**School Name:** Burton Street Elementary

**PROJECT DATA**

<b>Type of Project:</b>	Elementary School	<b>Application Filing Basis:</b>	Site Specific
<b>Pupils Assigned (Under 50 Yrs) K-6:</b>	185	<b>Pupils Assigned (Over 50 Yrs) K-6:</b>	270
<b>7-8:</b>		<b>7-8:</b>	
<b>9-12:</b>		<b>9-12:</b>	
<b>Non-Severe:</b>	12	<b>Non-Severe:</b>	
<b>Severe:</b>	2	<b>Severe:</b>	1
<b>Financial Hardship Requested:</b>	No	<b>Recommended Acres:</b>	7.9
<b>Alternative Education School:</b>	No	<b>Existing Acres:</b>	5.7

**ADJUSTED GRANT DATA**

Modernization Grant – Under 50 Yrs	\$1,028,613.00
Modernization Grant - Over 50 Yrs	1,799,213.00
Accessibility/Fire Code Req.	84,835.00
<b>Total State Share (60%)</b>	<b>2,912,661.00</b>
<b>District Share (40%)</b>	<b>1,941,774.00</b>
<b>Total Project Cost</b>	<b><u>\$4,854,435.00</u></b>

**PROJECT FINANCING**

<b><u>State Share</u></b>	
<b>This Project</b>	\$2,912,661.00
<b><u>District Share</u></b>	
<b>Cash Contribution</b>	1,941,774.00
<b>Financial Hardship</b>	
<b>Total Project Cost</b>	<b><u>\$4,854,435.00</u></b>

**HISTORY OF PROJECT COST AND APPORTIONMENT**

	<b>Fund Code</b>	<b>Proposition</b>	<b>Previously Authorized</b>	<b>Authorized This Action</b>	<b>Unfunded Approval This Action</b>
<b><u>State Share</u></b>					
Modernization/Additional Grant	951-570	51		\$2,912,661.00	\$2,912,661.00
<b><u>District Share</u></b>					
Cash Contribution				1,941,774.00	
<b>Total</b>				<b><u>\$4,854,435.00</u></b>	<b><u>\$2,912,661.00</u></b>

**Funding Source(s): Proposition 51 Bonds/2016-Nov.**

Pursuant to the Board's action on March 11, 2009, this application has been approved and placed on the Unfunded List (Lack of AB 55 Loans). This approval does not constitute a guarantee or commitment of future State funding.

The District shall ensure that it is in compliance with all applicable laws, regulations and certifications it made on the program forms.

Based on the Board's action on June 5, 2017, this project is subject to the Grant Agreement submittal pursuant to School Facility Program Regulation Section 1859.90.4.

The District is responsible for ensuring that the project is compliant with Prevailing Wage Monitoring and/or Labor Compliance Program requirements at the time construction contracts are executed and/or construction commenced.



**SCHOOL DISTRICT DATA**

**Application No:** 57/64733-00-613  
**School District:** Los Angeles Unified

**County:** Los Angeles  
**School Name:** State Street Elementary

**PROJECT DATA**

<b>Type of Project:</b>	Elementary School	<b>Application Filing Basis:</b>	Site Specific
<b>Pupils Assigned (Under 50 Yrs) K-6:</b>	352	<b>Pupils Assigned (Over 50 Yrs) K-6:</b>	
<b>7-8:</b>		<b>7-8:</b>	
<b>9-12:</b>		<b>9-12:</b>	
<b>Non-Severe:</b>	29	<b>Non-Severe:</b>	
<b>Severe:</b>		<b>Severe:</b>	
<b>Financial Hardship Requested:</b>	No	<b>Recommended Acres:</b>	10.8
<b>Alternative Education School:</b>	No	<b>Existing Acres:</b>	4.1

**ADJUSTED GRANT DATA**

Modernization Grant – Under 50 Yrs	\$1,961,993.00
Urban/Security/Impacted Site	438,277.00
<b>Total State Share (60%)</b>	<b>2,400,270.00</b>
<b>District Share (40%)</b>	<b>1,600,180.00</b>
<b>Total Project Cost</b>	<b>4,000,450.00</b>

**PROJECT FINANCING**

<b><u>State Share</u></b>	
<b>This Project</b>	\$2,400,270.00
<b><u>District Share</u></b>	
<b>Cash Contribution</b>	1,600,180.00
<b>Financial Hardship</b>	
<b>Total Project Cost</b>	<b>\$4,000,450.00</b>

**HISTORY OF PROJECT COST AND APPORTIONMENT**

	<b>Fund Code</b>	<b>Proposition</b>	<b>Previously Authorized</b>	<b>Authorized This Action</b>	<b>Unfunded Approval This Action</b>
<b><u>State Share</u></b>					
Modernization/Additional Grant	951-570	51		\$2,400,270.00	\$2,400,270.00
<b><u>District Share</u></b>					
Cash Contribution				1,600,180.00	
<b>Total</b>				<b>\$4,000,450.00</b>	<b>\$2,400,270.00</b>

**Funding Source(s): Proposition 51 Bonds/2016-Nov.**

Pursuant to the Board's action on March 11, 2009, this application has been approved and placed on the Unfunded List (Lack of AB 55 Loans). This approval does not constitute a guarantee or commitment of future State funding.

The District shall ensure that it is in compliance with all applicable laws, regulations and certifications it made on the program forms.

Based on the Board's action on June 5, 2017, this project is subject to the Grant Agreement submittal pursuant to School Facility Program Regulation Section 1859.90.4.

The District is responsible for ensuring that the project is compliant with Prevailing Wage Monitoring and/or Labor Compliance Program requirements at the time construction contracts are executed and/or construction commenced.

**SCHOOL DISTRICT DATA**

**Application No:** 57/64733-00-614  
**School District:** Los Angeles Unified

**County:** Los Angeles  
**School Name:** Sherman Oaks CES

**PROJECT DATA**

<b>Type of Project:</b>	High School	<b>Application Filing Basis:</b>	Site Specific
<b>Pupils Assigned (Under 50 Yrs) K-6:</b>		<b>Pupils Assigned (Over 50 Yrs) K-6:</b>	32
<b>7-8:</b>		<b>7-8:</b>	
<b>9-12:</b>	1	<b>9-12:</b>	154
<b>Non-Severe:</b>		<b>Non-Severe:</b>	
<b>Severe:</b>		<b>Severe:</b>	
<b>Financial Hardship Requested:</b>	No	<b>Recommended Acres:</b>	56
<b>Alternative Education School:</b>	No	<b>Existing Acres:</b>	22

**ADJUSTED GRANT DATA**

Modernization Grant – Under 50 Yrs	\$6,565.00
Modernization Grant – Over 50 Yrs	1,615,078.00
Labor Compliance	19,672.00
Small Size Project	64,866.00
Urban/Security/Impacted Site	369,309.00
Accessibility/Fire Code Req.	48,649.00
<b>Total State Share (60%)</b>	<b>2,124,139.00</b>
<b>District Share (40%)</b>	<b>1,416,092.00</b>
<b>Total Project Cost</b>	<b>\$3,540,231.00</b>

**PROJECT FINANCING**

<b><u>State Share</u></b>	
<b>This Project</b>	\$2,124,139.00
<b><u>District Share</u></b>	
<b>Cash Contribution</b>	1,416,092.00
<b>Financial Hardship</b>	
<b>Total Project Cost</b>	<b>\$3,540,231.00</b>

**HISTORY OF PROJECT COST AND APPORTIONMENT**

	<b>Fund Code</b>	<b>Proposition</b>	<b>Previously Authorized</b>	<b>Authorized This Action</b>	<b>Unfunded Approval This Action</b>
<b><u>State Share</u></b>					
Modernization/Additional Grant	947-571	47		\$14,207.00	\$14,207.00
Modernization/Additional Grant	955-570	55		5,465.00	5,465.00
Modernization/Additional Grant	951-570	51		2,104,467.00	2,104,467.00
<b><u>District Share</u></b>					
<b>Cash Contribution</b>				1,416,092.00	
<b>Total</b>				<b>\$3,540,231.00</b>	<b>\$2,124,139.00</b>

**Funding Source(s): Proposition 47 Bonds/2002-Nov.; Proposition 55 Bonds/2004-Mar.; Proposition 51 Bonds/2016-Nov.**

Pursuant to the Board's action on March 11, 2009, this application has been approved and placed on the Unfunded List (Lack of AB 55 Loans). This approval does not constitute a guarantee or commitment of future State funding.

The District shall ensure that it is in compliance with all applicable laws, regulations and certifications it made on the program forms.

Based on the Board's action on June 5, 2017, this project is subject to the Grant Agreement submittal pursuant to School Facility Program Regulation Section 1859.90.4.

The District is responsible for ensuring that the project is compliant with Prevailing Wage Monitoring and/or Labor Compliance Program requirements at the time construction contracts are executed and/or construction commenced.

**SCHOOL DISTRICT DATA**

<b>Application No:</b>	57/64733-00-615	<b>County:</b>	Los Angeles
<b>School District:</b>	Los Angeles Unified	<b>School Name:</b>	Parthenia St. Elementary

**PROJECT DATA**

<b>Type of Project:</b>	Elementary School	<b>Application Filing Basis:</b>	Site Specific
<b>Pupils Assigned (Under 50 Yrs) K-6:</b>	0	<b>Pupils Assigned (Over 50 Yrs) K-6:</b>	388
<b>7-8:</b>		<b>7-8:</b>	
<b>9-12:</b>		<b>9-12:</b>	
<b>Non-Severe:</b>		<b>Non-Severe:</b>	
<b>Severe:</b>		<b>Severe:</b>	
<b>Financial Hardship Requested:</b>	No	<b>Recommended Acres:</b>	10.8
<b>Alternative Education School:</b>	No	<b>Existing Acres:</b>	6.3

**ADJUSTED GRANT DATA**

Modernization Grant - Over 50 Yrs	\$2,555,368.00
Urban/Security/Impacted Site	397,487.00
<b>Total State Share (60%)</b>	<b>2,952,855.00</b>
<b>District Share (40%)</b>	<b>1,968,570.00</b>
<b>Total Project Cost</b>	<b><u>\$4,921,425.00</u></b>

**PROJECT FINANCING**

<b><u>State Share</u></b>	
<b>This Project</b>	\$2,952,855.00
<b><u>District Share</u></b>	
<b>Cash Contribution</b>	1,968,570.00
<b>Financial Hardship</b>	
<b>Total Project Cost</b>	<b><u>\$4,921,425.00</u></b>

**HISTORY OF PROJECT COST AND APPORTIONMENT**

	<b>Fund Code</b>	<b>Proposition</b>	<b>Previously Authorized</b>	<b>Authorized This Action</b>	<b>Unfunded Approval This Action</b>
<b><u>State Share</u></b>					
Modernization/Additional Grant	951-570	51		\$2,952,855.00	\$2,952,855.00
<b><u>District Share</u></b>					
Cash Contribution				1,968,570.00	
<b>Total</b>				<b><u>\$4,921,425.00</u></b>	<b><u>\$2,952,855.00</u></b>

**Funding Source(s): Proposition 51 Bonds/2016-Nov.**

Pursuant to the Board's action on March 11, 2009, this application has been approved and placed on the Unfunded List (Lack of AB 55 Loans). This approval does not constitute a guarantee or commitment of future State funding.

The District shall ensure that it is in compliance with all applicable laws, regulations and certifications it made on the program forms.

Based on the Board's action on June 5, 2017, this project is subject to the Grant Agreement submittal pursuant to School Facility Program Regulation Section 1859.90.4.

The District is responsible for ensuring that the project is compliant with Prevailing Wage Monitoring and/or Labor Compliance Program requirements at the time construction contracts are executed and/or construction commenced.

**SCHOOL DISTRICT DATA**

**Application No:** 57/64733-00-616  
**School District:** Los Angeles Unified

**County:** Los Angeles  
**School Name:** Monroe (James) High

**PROJECT DATA**

<b>Type of Project:</b>	High School	<b>Application Filing Basis:</b>	Site Specific
<b>Pupils Assigned (Under 50 Yrs) K-6:</b>		<b>Pupils Assigned (Over 50 Yrs) K-6:</b>	
7-8:		7-8:	
9-12:	3	9-12:	179
<b>Non-Severe:</b>		<b>Non-Severe:</b>	
<b>Severe:</b>		<b>Severe:</b>	
<b>Financial Hardship Requested:</b>	No	<b>Recommended Acres:</b>	54.7
<b>Alternative Education School:</b>	No	<b>Existing Acres:</b>	35.1

**ADJUSTED GRANT DATA**

Modernization Grant – Under 50 Yrs	\$19,695.00
Modernization Grant - Over 50 Yrs	1,632,301.00
Small Size Project	66,080.00
Accessibility/Fire Code Req.	49,560.00
<b>Total State Share (60%)</b>	<b>1,767,636.00</b>
<b>District Share (40%)</b>	<b>1,178,424.00</b>
<b>Total Project Cost</b>	<b>\$2,946,060.00</b>

**PROJECT FINANCING**

<b><u>State Share</u></b>	
<b>This Project</b>	\$1,767,636.00
<b><u>District Share</u></b>	
<b>Cash Contribution</b>	1,178,424.00
<b>Financial Hardship</b>	
<b>Total Project Cost</b>	<b>\$2,946,060.00</b>

**HISTORY OF PROJECT COST AND APPORTIONMENT**

	<b>Fund Code</b>	<b>Proposition</b>	<b>Previously Authorized</b>	<b>Authorized This Action</b>	<b>Unfunded Approval This Action</b>
<b><u>State Share</u></b>					
Modernization/Additional Grant	951-570	51		\$1,767,636.00	\$1,767,636.00
<b><u>District Share</u></b>					
Cash Contribution				1,178,424.00	
<b>Total</b>				<b>\$2,946,060.00</b>	<b>\$1,767,636.00</b>

**Funding Source(s): Proposition 51 Bonds/2016-Nov.**

Pursuant to the Board's action on March 11, 2009, this application has been approved and placed on the Unfunded List (Lack of AB 55 Loans). This approval does not constitute a guarantee or commitment of future State funding.

The District shall ensure that it is in compliance with all applicable laws, regulations and certifications it made on the program forms.

Based on the Board's action on June 5, 2017, this project is subject to the Grant Agreement submittal pursuant to School Facility Program Regulation Section 1859.90.4.

The District is responsible for ensuring that the project is compliant with Prevailing Wage Monitoring and/or Labor Compliance Program requirements at the time construction contracts are executed and/or construction commenced.

**SCHOOL DISTRICT DATA**

<b>Application No:</b>	57/76505-00-048	<b>County:</b>	Sacramento
<b>School District:</b>	Twin Rivers Unified	<b>School Name:</b>	Orchard Elementary

**PROJECT DATA**

<b>Type of Project:</b>	Middle School	<b>Application Filing Basis:</b>	Site Specific
<b>Pupils Assigned (Under 50 Yrs) K-6:</b>		<b>Pupils Assigned (Over 50 Yrs) K-6:</b>	
7-8:	41	7-8:	61
9-12:		9-12:	
<b>Non-Severe:</b>		<b>Non-Severe:</b>	
<b>Severe:</b>	4	<b>Severe:</b>	7
<b>Financial Hardship Requested:</b>	No	<b>Recommended Acres:</b>	14.3
<b>Alternative Education School:</b>	No	<b>Existing Acres:</b>	8.77

**ADJUSTED GRANT DATA**

Modernization Grant - Under 50 Yrs	\$266,014.00
Modernization Grant - Over 50 Yrs	571,877.00
Fire Detection Alarm	20,372.00
Small Size Project	33,516.00
Accessibility/Fire Code Req.	25,137.00
<b>Total State Share (60%)</b>	<b>916,916.00</b>
<b>District Share (40%)</b>	<b>611,277.00</b>
<b>Total Project Cost</b>	<b>\$1,528,193.00</b>

**PROJECT FINANCING**

<b><u>State Share</u></b>	
<b>This Project</b>	\$916,916.00
<b><u>District Share</u></b>	
<b>Cash Contribution</b>	611,277.00
<b>Financial Hardship</b>	
<b>Total Project Cost</b>	<b>\$1,528,193.00</b>

**HISTORY OF PROJECT COST AND APPORTIONMENT**

	<b>Fund Code</b>	<b>Proposition</b>	<b>Previously Authorized</b>	<b>Authorized This Action</b>	<b>Unfunded Approval This Action</b>
<b><u>State Share</u></b>					
Modernization/Additional Grant	951-570	51		\$916,916.00	\$916,916.00
<b><u>District Share</u></b>					
Cash Contribution				611,277.00	
<b>Total</b>				<b>\$1,528,193.00</b>	<b>\$916,916.00</b>

**Funding Source(s): Proposition 51 Bonds/2016-Nov.**

Pursuant to the Board's action on March 11, 2009, this application has been approved and placed on the Unfunded List (Lack of AB 55 Loans). This approval does not constitute a guarantee or commitment of future State funding.

The District shall ensure that it is in compliance with all applicable laws, regulations and certifications it made on the program forms.

Based on the Board's action on June 5, 2017, this project is subject to the Grant Agreement submittal pursuant to School Facility Program Regulation Section 1859.90.4.

The District is responsible for ensuring that the project is compliant with Prevailing Wage Monitoring and/or Labor Compliance Program requirements at the time construction contracts are executed and/or construction commenced.

**SCHOOL DISTRICT DATA**

<b>Application No:</b>	57/64733-00-617	<b>County:</b>	Los Angeles
<b>School District:</b>	Los Angeles Unified	<b>School Name:</b>	Elizabeth Learning Center

**PROJECT DATA**

<b>Type of Project:</b>	High School	<b>Application Filing Basis:</b>	Site Specific
<b>Pupils Assigned (Under 50 Yrs) K-6:</b>		<b>Pupils Assigned (Over 50 Yrs) K-6:</b>	7
<b>7-8:</b>		<b>7-8:</b>	
<b>9-12:</b>		<b>9-12:</b>	150
<b>Non-Severe:</b>		<b>Non-Severe:</b>	
<b>Severe:</b>		<b>Severe:</b>	1
<b>Financial Hardship Requested:</b>	No	<b>Recommended Acres:</b>	48.6
<b>Alternative Education School:</b>	No	<b>Existing Acres:</b>	16.8

**ADJUSTED GRANT DATA**

Modernization Grant - Over 50 Yrs	\$1,434,945.00
Small Size Project	57,398.00
Urban/Security/Impacted Site	350,236.00
Accessibility/Fire Code Req.	43,048.00
<b>Total State Share (60%)</b>	<b>1,885,627.00</b>
<b>District Share (40%)</b>	<b>1,257,085.00</b>
<b>Total Project Cost</b>	<b>\$3,142,712.00</b>

**PROJECT FINANCING**

<b><u>State Share</u></b>	
<b>This Project</b>	\$1,885,627.00
<b><u>District Share</u></b>	
<b>Cash Contribution</b>	1,257,085.00
<b>Financial Hardship</b>	
<b>Total Project Cost</b>	<b>\$3,142,712.00</b>

**HISTORY OF PROJECT COST AND APPORTIONMENT**

	<b>Fund Code</b>	<b>Proposition</b>	<b>Previously Authorized</b>	<b>Authorized This Action</b>	<b>Unfunded Approval This Action</b>
<b><u>State Share</u></b>					
Modernization/Additional Grant	951-570	51		\$1,885,627.00	\$1,885,627.00
<b><u>District Share</u></b>					
Cash Contribution				1,257,085.00	
<b>Total</b>				<b>\$3,142,712.00</b>	<b>\$1,885,627.00</b>

**Funding Source(s): Proposition 51 Bonds/2016-Nov.**

Pursuant to the Board's action on March 11, 2009, this application has been approved and placed on the Unfunded List (Lack of AB 55 Loans). This approval does not constitute a guarantee or commitment of future State funding.

The District shall ensure that it is in compliance with all applicable laws, regulations and certifications it made on the program forms.

Based on the Board's action on June 5, 2017, this project is subject to the Grant Agreement submittal pursuant to School Facility Program Regulation Section 1859.90.4.

The District is responsible for ensuring that the project is compliant with Prevailing Wage Monitoring and/or Labor Compliance Program requirements at the time construction contracts are executed and/or construction commenced.

**SCHOOL DISTRICT DATA**

**Application No:** 57/64733-00-618  
**School District:** Los Angeles Unified

**County:** Los Angeles  
**School Name:** Sylmar Senior High

**PROJECT DATA**

<b>Type of Project:</b>	High School	<b>Application Filing Basis:</b>	Site Specific
<b>Pupils Assigned (Under 50 Yrs) K-6:</b>		<b>Pupils Assigned (Over 50 Yrs) K-6:</b>	
7-8:		7-8:	
9-12:	4	9-12:	364
<b>Non-Severe:</b>		<b>Non-Severe:</b>	
<b>Severe:</b>		<b>Severe:</b>	
<b>Financial Hardship Requested:</b>	No	<b>Recommended Acres:</b>	46.5
<b>Alternative Education School:</b>	No	<b>Existing Acres:</b>	30.1

**ADJUSTED GRANT DATA**

Modernization Grant – Under 50 Yrs	\$26,260.00
Modernization Grant - Over 50 Yrs	3,319,316.00
Accessibility/Fire Code Req.	100,367.00
<b>Total State Share (60%)</b>	<b>3,445,943.00</b>
<b>District Share (40%)</b>	<b>2,297,295.00</b>
<b>Total Project Cost</b>	<b><u>\$5,743,238.00</u></b>

**PROJECT FINANCING**

<b><u>State Share</u></b>	
<b>This Project</b>	\$3,445,943.00
<b><u>District Share</u></b>	
<b>Cash Contribution</b>	2,297,295.00
<b>Financial Hardship</b>	
<b>Total Project Cost</b>	<b><u>\$5,743,238.00</u></b>

**HISTORY OF PROJECT COST AND APPORTIONMENT**

	<b>Fund Code</b>	<b>Proposition</b>	<b>Previously Authorized</b>	<b>Authorized This Action</b>	<b>Unfunded Approval This Action</b>
<b><u>State Share</u></b>					
Modernization/Additional Grant	951-570	51		\$3,445,943.00	\$3,445,943.00
<b><u>District Share</u></b>					
Cash Contribution				2,297,295.00	
<b>Total</b>				<b><u>\$5,743,238.00</u></b>	<b><u>\$3,445,943.00</u></b>

**Funding Source(s): Proposition 51 Bonds/2016-Nov.**

Pursuant to the Board's action on March 11, 2009, this application has been approved and placed on the Unfunded List (Lack of AB 55 Loans). This approval does not constitute a guarantee or commitment of future State funding.

The District shall ensure that it is in compliance with all applicable laws, regulations and certifications it made on the program forms.

Based on the Board's action on June 5, 2017, this project is subject to the Grant Agreement submittal pursuant to School Facility Program Regulation Section 1859.90.4.

The District is responsible for ensuring that the project is compliant with Prevailing Wage Monitoring and/or Labor Compliance Program requirements at the time construction contracts are executed and/or construction commenced.

**SCHOOL DISTRICT DATA**

**Application No:** 57/64733-00-619  
**School District:** Los Angeles Unified

**County:** Los Angeles  
**School Name:** Griffith (David Wark) Junior H

**PROJECT DATA**

<b>Type of Project:</b>	Middle School	<b>Application Filing Basis:</b>	Site Specific
<b>Pupils Assigned (Under 50 Yrs) K-6:</b>		<b>Pupils Assigned (Over 50 Yrs) K-6:</b>	
7-8:	3	7-8:	511
9-12:		9-12:	
<b>Non-Severe:</b>		<b>Non-Severe:</b>	
<b>Severe:</b>		<b>Severe:</b>	
<b>Financial Hardship Requested:</b>	No	<b>Recommended Acres:</b>	19.9
<b>Alternative Education School:</b>	No	<b>Existing Acres:</b>	12.8

**ADJUSTED GRANT DATA**

Modernization Grant – Under 50 Yrs	\$15,042.00
Modernization Grant - Over 50 Yrs	3,559,626.00
Accessibility/Fire Code Req.	107,240.00
<b>Total State Share (60%)</b>	<b>3,681,908.00</b>
<b>District Share (40%)</b>	<b>2,454,605.00</b>
<b>Total Project Cost</b>	<b><u>\$6,136,513.00</u></b>

**PROJECT FINANCING**

<b><u>State Share</u></b>	
<b>This Project</b>	\$3,681,908.00
<b><u>District Share</u></b>	
<b>Cash Contribution</b>	2,454,605.00
<b>Financial Hardship</b>	
<b>Total Project Cost</b>	<b><u>\$6,136,513.00</u></b>

**HISTORY OF PROJECT COST AND APPORTIONMENT**

	<b>Fund Code</b>	<b>Proposition</b>	<b>Previously Authorized</b>	<b>Authorized This Action</b>	<b>Unfunded Approval This Action</b>
<b><u>State Share</u></b>					
Modernization/Additional Grant	951-570	51		\$3,681,908.00	\$3,681,908.00
<b><u>District Share</u></b>					
Cash Contribution				2,454,605.00	
<b>Total</b>				<b><u>\$6,136,513.00</u></b>	<b><u>\$3,681,908.00</u></b>

**Funding Source(s): Proposition 51 Bonds/2016-Nov.**

Pursuant to the Board's action on March 11, 2009, this application has been approved and placed on the Unfunded List (Lack of AB 55 Loans). This approval does not constitute a guarantee or commitment of future State funding.

The District shall ensure that it is in compliance with all applicable laws, regulations and certifications it made on the program forms.

Based on the Board's action on June 5, 2017, this project is subject to the Grant Agreement submittal pursuant to School Facility Program Regulation Section 1859.90.4.

The District is responsible for ensuring that the project is compliant with Prevailing Wage Monitoring and/or Labor Compliance Program requirements at the time construction contracts are executed and/or construction commenced.



**SCHOOL DISTRICT DATA**

<b>Application No:</b>	57/64733-00-621	<b>County:</b>	Los Angeles
<b>School District:</b>	Los Angeles Unified	<b>School Name:</b>	Griffin Avenue Elementary

**PROJECT DATA**

<b>Type of Project:</b>	Elementary School	<b>Application Filing Basis:</b>	Site Specific
<b>Pupils Assigned (Under 50 Yrs) K-6:</b>	254	<b>Pupils Assigned (Over 50 Yrs) K-6:</b>	28
<b>7-8:</b>		<b>7-8:</b>	
<b>9-12:</b>		<b>9-12:</b>	
<b>Non-Severe:</b>		<b>Non-Severe:</b>	
<b>Severe:</b>	5	<b>Severe:</b>	1
<b>Financial Hardship Requested:</b>	No	<b>Recommended Acres:</b>	10.2
<b>Alternative Education School:</b>	No	<b>Existing Acres:</b>	3.7

**ADJUSTED GRANT DATA**

Modernization Grant - Under 50 Yrs	\$1,279,764.00
Modernization Grant - Over 50 Yrs	205,401.00
Urban/Security/Impacted Site	340,112.00
Accessibility/Fire Code Req.	44,555.00
<b>Total State Share (60%)</b>	<b>1,869,832.00</b>
<b>District Share (40%)</b>	<b>1,246,555.00</b>
<b>Total Project Cost</b>	<b>\$3,116,387.00</b>

**PROJECT FINANCING**

<b><u>State Share</u></b>	
<b>This Project</b>	\$1,869,832.00
<b><u>District Share</u></b>	
<b>Cash Contribution</b>	1,246,555.00
<b>Financial Hardship</b>	
<b>Total Project Cost</b>	<b>\$3,116,387.00</b>

**HISTORY OF PROJECT COST AND APPORTIONMENT**

	<b>Fund Code</b>	<b>Proposition</b>	<b>Previously Authorized</b>	<b>Authorized This Action</b>	<b>Unfunded Approval This Action</b>
<b><u>State Share</u></b>					
Modernization/Additional Grant	951-570	51		\$1,869,832.00	\$1,869,832.00
<b><u>District Share</u></b>					
Cash Contribution				1,246,555.00	
<b>Total</b>				<b>\$3,116,387.00</b>	<b>\$1,869,832.00</b>

**Funding Source(s): Proposition 51 Bonds/2016-Nov.**

Pursuant to the Board's action on March 11, 2009, this application has been approved and placed on the Unfunded List (Lack of AB 55 Loans). This approval does not constitute a guarantee or commitment of future State funding.

The District shall ensure that it is in compliance with all applicable laws, regulations and certifications it made on the program forms.

Based on the Board's action on June 5, 2017, this project is subject to the Grant Agreement submittal pursuant to School Facility Program Regulation Section 1859.90.4.

The District is responsible for ensuring that the project is compliant with Prevailing Wage Monitoring and/or Labor Compliance Program requirements at the time construction contracts are executed and/or construction commenced.

**SCHOOL DISTRICT DATA**

<b>Application No:</b>	57/64733-39-008	<b>County:</b>	Los Angeles
<b>School District:</b>	Los Angeles Unified	<b>School Name:</b>	Reseda Senior High
<b>High School</b>			
<b>Attendance Area:</b>	Reseda		

**PROJECT DATA**

<b>Type of Project:</b>	High School	<b>Application Filing Basis:</b>	Site Specific
<b>Pupils Assigned (Under 50 Yrs) K-6:</b>		<b>Pupils Assigned (Over 50 Yrs) K-6:</b>	
7-8:		7-8:	
9-12:		9-12:	63
<b>Non-Severe:</b>	1	<b>Non-Severe:</b>	53
<b>Severe:</b>		<b>Severe:</b>	
<b>Financial Hardship Requested:</b>	No	<b>Recommended Acres:</b>	40.7
<b>Alternative Education School:</b>	No	<b>Existing Acres:</b>	7.1

**ADJUSTED GRANT DATA**

Modernization Grant – Under 50 Yrs	\$10,109.00
Modernization Grant - Over 50 Yrs	1,318,511.00
Small Size Project	53,145.00
Urban/Security/Impacted Site	403,073.00
Accessibility/Fire Code Req.	39,859.00
<b>Total State Share (60%)</b>	<b>1,824,697.00</b>
<b>District Share (40%)</b>	<b>1,216,465.00</b>
<b>Total Project Cost</b>	<b>\$3,041,162.00</b>

**PROJECT FINANCING**

<b><u>State Share</u></b>	
<b>This Project</b>	\$1,824,697.00
<b><u>District Share</u></b>	
<b>Cash Contribution</b>	1,216,465.00
<b>Financial Hardship</b>	
<b>Total Project Cost</b>	<b>\$3,041,162.00</b>

**HISTORY OF PROJECT COST AND APPORTIONMENT**

	<b>Fund Code</b>	<b>Proposition</b>	<b>Previously Authorized</b>	<b>Authorized This Action</b>	<b>Unfunded Approval This Action</b>
<b><u>State Share</u></b>					
Modernization/Additional Grant	951-570	51		\$1,824,697.00	\$1,824,697.00
<b><u>District Share</u></b>					
<b>Cash Contribution</b>				1,216,465.00	
<b>Total</b>				<b>\$3,041,162.00</b>	<b>\$1,824,697.00</b>

**Funding Source(s): Proposition 51 Bonds/2016-Nov.**

Pursuant to the Board's action on March 11, 2009, this application has been approved and placed on the Unfunded List (Lack of AB 55 Loans). This approval does not constitute a guarantee or commitment of future State funding.

The District shall ensure that it is in compliance with all applicable laws, regulations and certifications I t made on the program forms.

Based on the Board's action on June 5, 2017, this project is subject to the Grant Agreement submittal pursuant to School Facility Program Regulation Section 1859.90.4.

The District shall ensure that the project is compliant with Prevailing Wage Monitoring and/or Labor Compliance Program requirements at the time construction contracts are executed and/or construction commenced.

**SCHOOL DISTRICT DATA**

<b>Application No:</b>	57/64733-20-019	<b>County:</b>	Los Angeles
<b>School District:</b>	Los Angeles Unified	<b>School Name:</b>	Dana (Richard Henry) Junior High
<b>High School</b>			
<b>Attendance Area:</b>	San Pedro		

**PROJECT DATA**

<b>Type of Project:</b>	Middle School	<b>Application Filing Basis:</b>	Site Specific
<b>Pupils Assigned (Under 50 Yrs) K-6:</b>		<b>Pupils Assigned (Over 50 Yrs) K-6:</b>	
7-8:	1	7-8:	125
9-12:		9-12:	
<b>Non-Severe:</b>		<b>Non-Severe:</b>	
<b>Severe:</b>		<b>Severe:</b>	
<b>Financial Hardship Requested:</b>	No	<b>Recommended Acres:</b>	31
<b>Alternative Education School:</b>	No	<b>Existing Acres:</b>	11.7

**ADJUSTED GRANT DATA**

Modernization Grant - Under 50 Yrs	\$5,014.00
Modernization Grant - Over 50 Yrs	870,750.00
Accessibility/Fire Code Req.	26,273.00
Small Size Project	35,031.00
Urban/Security/Impacted Site	204,127.00
<b>Total State Share (60%)</b>	<b>1,141,195.00</b>
<b>District Share (40%)</b>	<b>760,797.00</b>
<b>Total Project Cost</b>	<b>\$1,901,992.00</b>

**PROJECT FINANCING**

<b><u>State Share</u></b>	
<b>This Project</b>	\$1,141,195.00
<b><u>District Share</u></b>	
<b>Cash Contribution</b>	760,797.00
<b>Financial Hardship</b>	
<b>Total Project Cost</b>	<b>\$1,901,992.00</b>

**HISTORY OF PROJECT COST AND APPORTIONMENT**

	<b>Fund Code</b>	<b>Proposition</b>	<b>Previously Authorized</b>	<b>Authorized This Action</b>	<b>Unfunded Approval This Action</b>
<b><u>State Share</u></b>					
Modernization/Additional Grant	951-570	51		\$1,141,195.00	\$1,141,195.00
<b><u>District Share</u></b>					
<b>Cash Contribution</b>				760,797.00	
<b>Total</b>				<b>\$1,901,992.00</b>	<b>\$1,141,195.00</b>

**Funding Source(s): Proposition 51 Bonds/2016-Nov.**

Pursuant to the Board's action on March 11, 2009, this application has been approved and placed on the Unfunded List (Lack of AB 55 Loans). This approval does not constitute a guarantee or commitment of future State funding.

The District shall ensure that it is in compliance with all applicable laws, regulations and certifications it made on the program forms.

Based on the Board's action on June 5, 2017, this project is subject to the Grant Agreement submittal pursuant to School Facility Program Regulation Section 1859.90.4.

The District is responsible for ensuring that the project is compliant with Prevailing Wage Monitoring and/or Labor Compliance Program requirements at the time construction contracts are executed and/or construction commenced.

**SCHOOL DISTRICT DATA**

<b>Application No:</b>	57/76505-00-050	<b>County:</b>	Sacramento
<b>School District:</b>	Twin Rivers Unified	<b>School Name:</b>	Noralto Elementary

**PROJECT DATA**

<b>Type of Project:</b>	Elementary School	<b>Application Filing Basis:</b>	Site Specific
<b>Pupils Assigned (Under 50 Yrs) K-6:</b>		<b>Pupils Assigned (Over 50 Yrs) K-6:</b>	155
<b>7-8:</b>		<b>7-8:</b>	
<b>9-12:</b>		<b>9-12:</b>	
<b>Non-Severe:</b>		<b>Non-Severe:</b>	
<b>Severe:</b>		<b>Severe:</b>	
<b>Financial Hardship Requested:</b>	No	<b>Recommended Acres:</b>	7.1
<b>Alternative Education School:</b>	No	<b>Existing Acres:</b>	11.7

**ADJUSTED GRANT DATA**

Modernization Grant - Over 50 Yrs	\$1,020,830.00
Fire Detection Alarm	23,870.00
Small Size Project	40,833.00
Accessibility/Fire Code Req.	30,625.00
<b>Total State Share (60%)</b>	<b>1,116,158.00</b>
<b>District Share (40%)</b>	<b>744,105.00</b>
<b>Total Project Cost</b>	<b>\$1,860,263.00</b>

**PROJECT FINANCING**

<b><u>State Share</u></b>	
<b>This Project</b>	\$1,116,158.00
<b><u>District Share</u></b>	
<b>Cash Contribution</b>	744,105.00
<b>Financial Hardship</b>	
<b>Total Project Cost</b>	<b>\$1,860,263.00</b>

**HISTORY OF PROJECT COST AND APPORTIONMENT**

	<b>Fund Code</b>	<b>Proposition</b>	<b>Previously Authorized</b>	<b>Authorized This Action</b>	<b>Unfunded Approval This Action</b>
<b><u>State Share</u></b>					
Modernization/Additional Grant	951-570	51		\$1,116,158.00	\$1,116,158.00
<b><u>District Share</u></b>					
Cash Contribution				744,105.00	
<b>Total</b>				<b>\$1,860,263.00</b>	<b>\$1,116,158.00</b>

**Funding Source(s): Proposition 51 Bonds/2016-Nov.**

Pursuant to the Board's action on March 11, 2009, this application has been approved and placed on the Unfunded List (Lack of AB 55 Loans). This approval does not constitute a guarantee or commitment of future State funding.

The District shall ensure that it is in compliance with all applicable laws, regulations and certifications it made on the program forms.

Based on the Board's action on June 5, 2017, this project is subject to the Grant Agreement submittal pursuant to School Facility Program Regulation Section 1859.90.4.

The District is responsible for ensuring that the project is compliant with Prevailing Wage Monitoring and/or Labor Compliance Program requirements at the time construction contracts are executed and/or construction commenced.

**SCHOOL DISTRICT DATA**

<b>Application No:</b>	57/69062-00-037	<b>County:</b>	San Mateo
<b>School District:</b>	Sequoia Union High	<b>School Name:</b>	Redwood High

**PROJECT DATA**

<b>Type of Project:</b>	High School	<b>Application Filing Basis:</b>	Site Specific
<b>Pupils Assigned (Under 50 Yrs) K-6:</b>		<b>Pupils Assigned (Over 50 Yrs) K-6:</b>	
7-8:		7-8:	
9-12:		9-12:	64
<b>Non-Severe:</b>		<b>Non-Severe:</b>	
<b>Severe:</b>		<b>Severe:</b>	
<b>Financial Hardship Requested:</b>	No	<b>Recommended Acres:</b>	4.45
<b>Alternative Education School:</b>	No	<b>Existing Acres:</b>	3.66

**ADJUSTED GRANT DATA**

Modernization Grant - Over 50 Yrs	\$583,616.00
Fire Detection Alarm	9,856.00
Small Size Project	70,034.00
Accessibility/Fire Code Req.	17,508.00
<b>Total State Share (60%)</b>	<b>681,014.00</b>
<b>District Share (40%)</b>	<b>454,009.00</b>
<b>Total Project Cost</b>	<b>\$1,135,023.00</b>

**PROJECT FINANCING**

<b><u>State Share</u></b>	
<b>This Project</b>	\$681,014.00
<b><u>District Share</u></b>	
<b>Cash Contribution</b>	454,009.00
<b>Financial Hardship</b>	
<b>Total Project Cost</b>	<b>\$1,135,023.00</b>

**HISTORY OF PROJECT COST AND APPORTIONMENT**

	<b>Fund Code</b>	<b>Proposition</b>	<b>Previously Authorized</b>	<b>Authorized This Action</b>	<b>Unfunded Approval This Action</b>
<b><u>State Share</u></b>					
Modernization/Additional Grant	951-570	51		\$681,014.00	\$681,014.00
<b><u>District Share</u></b>					
Cash Contribution				454,009.00	
<b>Total</b>				<b>\$1,135,023.00</b>	<b>\$681,014.00</b>

**Funding Source(s): Proposition 51 Bonds/2016-Nov.**

Pursuant to the Board's action on March 11, 2009, this application has been approved and placed on the Unfunded List (Lack of AB 55 Loans). This approval does not constitute a guarantee or commitment of future State funding.

The District shall ensure that it is in compliance with all applicable laws, regulations and certifications it made on the program forms.

Based on the Board's action on June 5, 2017, this project is subject to the Grant Agreement submittal pursuant to School Facility Program Regulation Section 1859.90.4.

The District is responsible for ensuring that the project is compliant with Prevailing Wage Monitoring and/or Labor Compliance Program requirements at the time construction contracts are executed and/or construction commenced.

**SCHOOL DISTRICT DATA** New Construction – Adjusted Grant Approval

**Application No:** 50/67033-05-001      **County:** Riverside  
**School District:** Corona-Norco Unified      **School Name:** Augustine Ramirez Intermediate  
**High School**  
**Attendance Area:** Roosevelt

**PROJECT DATA**

**Type of Project:** Middle School  
**Pupils Assigned**      **K-6:**  
    **7-8:** 81  
    **9-12:**  
**Non-Severe:**  
**Severe:**  
**Application Filing Basis:** High School  
    Attendance Area

**Number of Classrooms:** 4  
**Master Acres:** 31  
**Existing Acres:** 20.14  
**Proposed Acres:**  
**Recommended Acres:** 24.9  
**Facility Hardship (a):** No  
**Financial Hardship Requested:** No  
**Alternative Education School:** No  
**Addition to Existing Site:** Yes

**ADJUSTED GRANT DATA**

**New Construction Grant** \$1,066,689.00  
**Fire Detection Alarm** 1,620.00  
**Sprinkler System** 20,088.00  
**Small Size Project** 42,668.00  
**Total State Share (50%)** 1,131,065.00  
**District Share (50%)** 1,131,065.00  
**Total Project Cost** **\$2,262,130.00**

**PROJECT FINANCING**

**State Share**  
**This Project** \$1,131,065.00  
  
**District Share**  
**Cash Contribution** 1,131,065.00  
**Financial Hardship**  
**Total Project Cost** **\$2,262,130.00**

**HISTORY OF PROJECT COST AND APPORTIONMENT**

	<b>Fund Code</b>	<b>Proposition</b>	<b>Previously Authorized</b>	<b>Authorized This Action</b>	<b>Unfunded Approval This Action</b>
<b><u>State Share</u></b>					
New Construction/Additional Grant	951-500	51		\$1,131,065.00	\$1,131,065.00
<b><u>District Share</u></b>					
Cash Contribution				1,131,065.00	
<b>Total</b>				<b>\$2,262,130.00</b>	<b>\$1,131,065.00</b>

**Funding Source(s): Proposition 51 Bonds/2016-Nov.**

Pursuant to the Board's action on March 11, 2009, this application has been approved and placed on the Unfunded List (Lack of AB 55 Loans). This approval does not constitute a guarantee or commitment of future State funding.

The District shall ensure that it is in compliance with all applicable laws, regulations and certifications it made on the program forms.

Based on the Board's action on June 5, 2017, this project is subject to the Grant Agreement submittal pursuant to School Facility Program Regulation Section 1859.90.4.

The District is responsible for ensuring that the project is compliant with Prevailing Wage Monitoring and/or Labor Compliance Program requirements at the time construction contracts are executed and/or construction commenced.

**SCHOOL DISTRICT DATA**

<b>Application No:</b>	50/75523-00-008	<b>County:</b>	Tulare
<b>School District:</b>	Porterville Unified	<b>School Name:</b>	Porterville High

**PROJECT DATA**

<b>Type of Project:</b>	High School
<b>Pupils Assigned</b>	<b>K-6:</b>
	<b>7-8:</b>
	<b>9-12:</b> 54
<b>Non-Severe:</b>	
<b>Severe:</b>	
<b>Application Filing Basis:</b>	District Wide
<b>Number of Classrooms:</b>	3
<b>Master Acres:</b>	47.9
<b>Existing Acres:</b>	32
<b>Proposed Acres:</b>	
<b>Recommended Acres:</b>	47.9
<b>Facility Hardship (a):</b>	No
<b>Financial Hardship Requested:</b>	No
<b>Alternative Education School:</b>	No
<b>Addition to Existing Site:</b>	Yes

**ADJUSTED GRANT DATA**

<b>New Construction Grant</b>	\$904,824.00
<b>Fire Detection Alarm</b>	1,836.00
<b>Service Site</b>	366,974.00
<b>Utilities</b>	29,062.00
<b>Small Size Project</b>	108,579.00
<b>Total State Share (50%)</b>	1,411,275.00
<b>District Share (50%)</b>	1,411,275.00
<b>Total Project Cost</b>	<b>\$2,822,550.00</b>

**PROJECT FINANCING**

<b><u>State Share</u></b>	
<b>This Project</b>	\$1,411,275.00
<b><u>District Share</u></b>	
<b>Cash Contribution</b>	1,411,275.00
<b>Financial Hardship</b>	
<b>Total Project Cost</b>	<b>\$2,822,550.00</b>

**HISTORY OF PROJECT COST AND APPORTIONMENT**

	<b>Fund Code</b>	<b>Proposition</b>	<b>Previously Authorized</b>	<b>Authorized This Action</b>	<b>Unfunded Approval This Action</b>
<b><u>State Share</u></b>					
<b>New Construction/Additional Grant</b>	<b>951-500</b>	<b>51</b>		\$1,411,275.00	\$1,411,275.00
<b><u>District Share</u></b>					
<b>Cash Contribution</b>				1,411,275.00	
<b>Total</b>				<b>\$2,822,550.00</b>	<b>\$1,411,275.00</b>

**Funding Source(s): Proposition 51 Bonds/2016-Nov.**

Pursuant to the Board's action on March 11, 2009, this application has been approved and placed on the Unfunded List (Lack of AB 55 Loans). This approval does not constitute a guarantee or commitment of future State funding.

The District shall ensure that it is in compliance with all applicable laws, regulations and certifications it made on the program forms.

Based on the Board's action on June 5, 2017, this project is subject to the Grant Agreement submittal pursuant to School Facility Program Regulation Section 1859.90.4.

The District is responsible for ensuring that the project is compliant with Prevailing Wage Monitoring and/or Labor Compliance Program requirements at the time construction contracts are executed and/or construction commenced.

**SCHOOL DISTRICT DATA**

**Application No:** 50/75523-00-007  
**School District:** Porterville Unified

**County:** Tulare  
**School Name:** Belleview Elementary

**PROJECT DATA**

**Type of Project:** Elementary School  
**Pupils Assigned**      **K-6:** 243  
                                  **7-8:**  
                                  **9-12:**  
**Non-Severe:**  
**Severe:**  
**Application Filing Basis:** District Wide  
**Number of Classrooms:** 11  
**Master Acres:** 10.1  
**Existing Acres:** 4.63  
**Proposed Acres:**  
**Recommended Acres:** 10.1  
**Facility Hardship (a):** No  
**Financial Hardship Requested:** No  
**Alternative Education School:** No  
**Addition to Existing Site:** Yes

**ADJUSTED GRANT DATA**

<b>New Construction Grant</b>	\$2,963,871
<b>Fire Detection Alarm</b>	3,645.00
<b>Multi-Level Constr.</b>	355,665.00
<b>Service Site</b>	157,909.00
<b>Off-Site</b>	8,594.00
<b>Utilities</b>	65,773.00
<b>Urban/Security</b>	933,878.00
<b>Total State Share (50%)</b>	4,489,335.00
<b>District Share (50%)</b>	4,489,335.00
<b>Total Project Cost</b>	<b>\$8,978,670.00</b>

**PROJECT FINANCING**

<b>State Share</b>	
<b>This Project</b>	\$4,489,355.00
<b>District Share</b>	
<b>Cash Contribution</b>	4,489,335.00
<b>Financial Hardship</b>	
<b>Total Project Cost</b>	<b>\$8,978,670.00</b>

**HISTORY OF PROJECT COST AND APPORTIONMENT**

	<b>Fund Code</b>	<b>Proposition</b>	<b>Previously Authorized</b>	<b>Authorized This Action</b>	<b>Unfunded Approval This Action</b>
<b><u>State Share</u></b>					
New Construction/Additional Grant	951-500	51		\$4,489,335.00	\$4,489,335.00
<b><u>District Share</u></b>					
Cash Contribution				4,489,335.00	
<b>Total</b>				<b>\$8,978,670.00</b>	<b>\$4,489,335.00</b>

**Funding Source(s): Proposition 51 Bonds/2016-Nov.**

Pursuant to the Board's action on March 11, 2009, this application has been approved and placed on the Unfunded List (Lack of AB 55 Loans). This approval does not constitute a guarantee or commitment of future State funding.

The District shall ensure that it is in compliance with all applicable laws, regulations and certifications it made on the program forms.

Based on the Board's action on June 5, 2017, this project is subject to the Grant Agreement submittal pursuant to School Facility Program Regulation Section 1859.90.4.

The District is responsible for ensuring that the project is compliant with Prevailing Wage Monitoring and/or Labor Compliance Program requirements at the time construction contracts are executed and/or construction commenced.

This project is the result of the District's appeal approved at the May 27, 2020 State Allocation Board meeting.



**SCHOOL DISTRICT DATA**

<b>Application No:</b>	50/66951-00-009	<b>County:</b>	Placer
<b>School District:</b>	Western Placer Unified	<b>School Name:</b>	Lincoln High

**PROJECT DATA**

<b>Type of Project:</b>	High School
<b>Pupils Assigned</b>	<b>K-6:</b>
	<b>7-8:</b>
	<b>9-12:</b> 162
<b>Non-Severe:</b>	
<b>Severe:</b>	
<b>Application Filing Basis:</b>	District Wide
<b>Number of Classrooms:</b>	6
<b>Master Acres:</b>	49.1
<b>Existing Acres:</b>	36.83
<b>Proposed Acres:</b>	
<b>Recommended Acres:</b>	49.1
<b>Facility Hardship (a):</b>	No
<b>Financial Hardship Requested:</b>	No
<b>Alternative Education School:</b>	No
<b>Addition to Existing Site:</b>	Yes

**ADJUSTED GRANT DATA**

<b>New Construction Grant</b>	\$2,714,472.00
<b>Fire Detection Alarm</b>	5,508.00
<b>Service Site</b>	217,047.00
<b>Utilities</b>	51,565.00
<b>Small Size Project</b>	108,579.00
<b>Total State Share (50%)</b>	3,097,171.00
<b>District Share (50%)</b>	3,097,171.00
<b>Total Project Cost</b>	<b>\$6,194,342.00</b>

**PROJECT FINANCING**

<b><u>State Share</u></b>	
<b>This Project</b>	\$3,097,171.00
<b><u>District Share</u></b>	
<b>Cash Contribution</b>	3,097,171.00
<b>Financial Hardship</b>	
<b>Total Project Cost</b>	<b>\$6,194,342.00</b>

**HISTORY OF PROJECT COST AND APPORTIONMENT**

	<b>Fund Code</b>	<b>Proposition</b>	<b>Previously Authorized</b>	<b>Authorized This Action</b>	<b>Unfunded Approval This Action</b>
<b><u>State Share</u></b>					
<b>New Construction/Additional Grant</b>	<b>951-500</b>	<b>51</b>		\$3,097,171.00	\$3,097,171.00
<b><u>District Share</u></b>					
<b>Cash Contribution</b>				3,097,171.00	
<b>Total</b>				<b>\$6,194,342.00</b>	<b>\$3,097,171.00</b>

**Funding Source(s): Proposition 51 Bonds/2016-Nov.**

Pursuant to the Board's action on March 11, 2009, this application has been approved and placed on the Unfunded List (Lack of AB 55 Loans). This approval does not constitute a guarantee or commitment of future State funding.

The District shall ensure that it is in compliance with all applicable laws, regulations and certifications it made on the program forms.

Based on the Board's action on June 5, 2017, this project is subject to the Grant Agreement submittal pursuant to School Facility Program Regulation Section 1859.90.4.

The District is responsible for ensuring that the project is compliant with Prevailing Wage Monitoring and/or Labor Compliance Program requirements at the time construction contracts are executed and/or construction commenced.

**SCHOOL DISTRICT DATA**

**Application No:** 57/65367-00-007  
**School District:** Larkspur-Corte Madera

**County:** Marin  
**School Name:** Neil Cummins Elementary

**PROJECT DATA**

<b>Type of Project:</b>	Elementary School	<b>Application Filing Basis:</b>	Site Specific
<b>Pupils Assigned (Under 50 Yrs) K-6:</b>		<b>Pupils Assigned (Over 50 Yrs) K-6:</b>	62
7-8:		7-8:	
9-12:		9-12:	
<b>Non-Severe:</b>		<b>Non-Severe:</b>	
<b>Severe:</b>		<b>Severe:</b>	14
<b>Financial Hardship Requested:</b>	No	<b>Recommended Acres:</b>	10.2
<b>Alternative Education School:</b>	No	<b>Existing Acres:</b>	10

**ADJUSTED GRANT DATA**

Modernization Grant – Under 50 Yrs	\$702,234.00
Project Assistance	4,061.00
Fire Detection Alarm	15,484.00
Small Size Project	84,268.00
Site Development	19,599.00
Accessibility/Fire Code Req.	21,067.00
<b>Total State Share (60%)</b>	<b>846,713.00</b>
<b>District Share (40%)</b>	<b>564,475.00</b>
<b>Total Project Cost</b>	<b>\$1,411,188.00</b>

**PROJECT FINANCING**

<b><u>State Share</u></b>	
<b>This Project</b>	\$846,713.00
<b><u>District Share</u></b>	
<b>Cash Contribution</b>	564,475.00
<b>Financial Hardship</b>	
<b>Total Project Cost</b>	<b>\$1,411,188.00</b>

**HISTORY OF PROJECT COST AND APPORTIONMENT**

	<b>Fund Code</b>	<b>Proposition</b>	<b>Previously Authorized</b>	<b>Authorized This Action</b>	<b>Unfunded Approval This Action</b>
<b><u>State Share</u></b>					
Modernization/Additional Grant	951-570	51		\$846,713.00	\$846,713.00
<b><u>District Share</u></b>					
<b>Cash Contribution</b>				564,475.00	
<b>Total</b>				<b>\$1,411,188.00</b>	<b>\$846,713.00</b>

**Funding Source(s): Proposition 51 Bonds/2016-Nov.**

Pursuant to the Board's action on March 11, 2009, this application has been approved and placed on the Unfunded List (Lack of AB 55 Loans). This approval does not constitute a guarantee or commitment of future State funding.

The District shall ensure that it is in compliance with all applicable laws, regulations and certifications it made on the program forms.

Based on the Board's action on June 5, 2017, this project is subject to the Grant Agreement submittal pursuant to School Facility Program Regulation Section 1859.90.4.

The District is responsible for ensuring that the project is compliant with Prevailing Wage Monitoring and/or Labor Compliance Program requirements at the time construction contracts are executed and/or construction commenced.

**SCHOOL DISTRICT DATA**

<b>Application No:</b>	50/62414-00-020	<b>County:</b>	Fresno
<b>School District:</b>	Sanger Unified	<b>School Name:</b>	Sequoia Elementary

**PROJECT DATA**

<b>Type of Project:</b>	Elementary School
<b>Pupils Assigned</b>	<b>K-6:</b> 71
	<b>7-8:</b>
	<b>9-12:</b>
<b>Non-Severe:</b>	
<b>Severe:</b>	
<b>Application Filing Basis:</b>	District Wide
<b>Number of Classrooms:</b>	6
<b>Master Acres:</b>	14.7
<b>Existing Acres:</b>	12
<b>Proposed Acres:</b>	
<b>Recommended Acres:</b>	10.8
<b>Facility Hardship (a):</b>	No
<b>Financial Hardship Requested:</b>	No
<b>Alternative Education School:</b>	No
<b>Addition to Existing Site:</b>	Yes

**ADJUSTED GRANT DATA**

<b>New Construction Grant</b>	\$884,021.00
<b>Fire Detection Alarm</b>	1,065.00
<b>Sprinkler System</b>	14,839.00
<b>Small Size Project</b>	35,361.00
<b>Total State Share (50%)</b>	935,286.00
<b>District Share (50%)</b>	935,286.00
<b>Total Project Cost</b>	<b>\$1,870,572.00</b>

**PROJECT FINANCING**

<b><u>State Share</u></b>	
<b>This Project</b>	\$935,286.00
<b><u>District Share</u></b>	
<b>Cash Contribution</b>	935,286.00
<b>Financial Hardship</b>	
<b>Total Project Cost</b>	<b>\$1,870,572.00</b>

**HISTORY OF PROJECT COST AND APPORTIONMENT**

	<b>Fund Code</b>	<b>Proposition</b>	<b>Previously Authorized</b>	<b>Authorized This Action</b>	<b>Unfunded Approval This Action</b>
<b><u>State Share</u></b>					
<b>New Construction/Additional Grant</b>	<b>951-500</b>	<b>51</b>		\$935,286.00	\$935,286.00
<b><u>District Share</u></b>					
<b>Cash Contribution</b>				935,286.00	
<b>Total</b>				<b>\$1,870,572.00</b>	<b>\$935,286.00</b>

**Funding Source(s): Proposition 51 Bonds/2016-Nov.**

Pursuant to the Board's action on March 11, 2009, this application has been approved and placed on the Unfunded List (Lack of AB 55 Loans). This approval does not constitute a guarantee or commitment of future State funding.

The District shall ensure that it is in compliance with all applicable laws, regulations and certifications it made on the program forms.

Based on the Board's action on June 5, 2017, this project is subject to the Grant Agreement submittal pursuant to School Facility Program Regulation Section 1859.90.4.

The District is responsible for ensuring that the project is compliant with Prevailing Wage Monitoring and/or Labor Compliance Program requirements at the time construction contracts are executed and/or construction commenced.

**SCHOOL DISTRICT DATA**

<b>Application No:</b>	50/68098-00-007	<b>County:</b>	San Diego
<b>School District:</b>	Escondido Union Elementary	<b>School Name:</b>	Mission Middle

**PROJECT DATA**

<b>Type of Project:</b>	Middle School
<b>Pupils Assigned</b>	<b>K-6:</b> 270
	<b>7-8:</b>
	<b>9-12:</b>
<b>Non-Severe:</b>	
<b>Severe:</b>	
<b>Application Filing Basis:</b>	District Wide
<b>Number of Classrooms:</b>	10
<b>Master Acres:</b>	15
<b>Existing Acres:</b>	15.16
<b>Proposed Acres:</b>	
<b>Recommended Acres:</b>	15
<b>Facility Hardship (a):</b>	No
<b>Financial Hardship Requested:</b>	No
<b>Alternative Education School:</b>	No
<b>Addition to Existing Site:</b>	Yes

**ADJUSTED GRANT DATA**

<b>New Construction Grant</b>	\$3,361,770.00
<b>Fire Detection Alarm</b>	4,050.00
<b>Service Site</b>	194,311.00
<b>Off-Site</b>	12,670.00
<b>Utilities</b>	37,415.00
<b>Total State Share (50%)</b>	3,610,216.00
<b>District Share (50%)</b>	3,610,216.00
<b>Total Project Cost</b>	<b>\$7,220,432.00</b>

**PROJECT FINANCING**

<b><u>State Share</u></b>	
<b>This Project</b>	\$3,610,216.00
<b><u>District Share</u></b>	
<b>Cash Contribution</b>	3,610,216.00
<b>Financial Hardship</b>	
<b>Total Project Cost</b>	<b>\$7,220,432.00</b>

**HISTORY OF PROJECT COST AND APPORTIONMENT**

	<b>Fund Code</b>	<b>Proposition</b>	<b>Previously Authorized</b>	<b>Authorized This Action</b>	<b>Unfunded Approval This Action</b>
<b><u>State Share</u></b>					
<b>New Construction/Additional Grant</b>	<b>951-500</b>	<b>51</b>		\$3,610,216.00	\$3,610,216.00
<b><u>District Share</u></b>					
<b>Cash Contribution</b>				3,610,216.00	
<b>Total</b>				<b>\$7,220,432.00</b>	<b>\$3,610,216.00</b>

**Funding Source(s): Proposition 51 Bonds/2016-Nov.**

Pursuant to the Board's action on March 11, 2009, this application has been approved and placed on the Unfunded List (Lack of AB 55 Loans). This approval does not constitute a guarantee or commitment of future State funding.

The District shall ensure that it is in compliance with all applicable laws, regulations and certifications it made on the program forms.

Based on the Board's action on June 5, 2017, this project is subject to the Grant Agreement submittal pursuant to School Facility Program Regulation Section 1859.90.4.

The District is responsible for ensuring that the project is compliant with Prevailing Wage Monitoring and/or Labor Compliance Program requirements at the time construction contracts are executed and/or construction commenced.

This project is a Use of Grants under Regulation Section 1859.77.3(b).

**SCHOOL DISTRICT DATA**

<b>Application No:</b>	50/68098-00-008	<b>County:</b>	San Diego
<b>School District:</b>	Escondido Union Elementary	<b>School Name:</b>	Quantum Academy

**PROJECT DATA**

<b>Type of Project:</b>	Elementary School
<b>Pupils Assigned</b>	<b>K-6:</b> 81
	<b>7-8:</b>
	<b>9-12:</b>
<b>Non-Severe:</b>	
<b>Severe:</b>	
<b>Application Filing Basis:</b>	District Wide
<b>Number of Classrooms:</b>	3
<b>Master Acres:</b>	10.3
<b>Existing Acres:</b>	4.4
<b>Proposed Acres:</b>	
<b>Recommended Acres:</b>	10.3
<b>Facility Hardship (a):</b>	No
<b>Financial Hardship Requested:</b>	No
<b>Alternative Education School:</b>	No
<b>Addition to Existing Site:</b>	Yes

**ADJUSTED GRANT DATA**

<b>New Construction Grant</b>	\$1,008,531.00
<b>Fire Detection Alarm</b>	1,215.00
<b>Sprinkler System</b>	16,929.00
<b>Service Site</b>	296,601.00
<b>Off-Site</b>	11,129.00
<b>Small Size Project</b>	121,024.00
<b>Total State Share (50%)</b>	1,455,429.00
<b>District Share (50%)</b>	1,455,429.00
<b>Total Project Cost</b>	<b>\$2,910,858.00</b>

**PROJECT FINANCING**

<b><u>State Share</u></b>	
<b>This Project</b>	\$1,455,429.00
<b><u>District Share</u></b>	
<b>Cash Contribution</b>	1,455,429.00
<b>Financial Hardship</b>	
<b>Total Project Cost</b>	<b>\$2,910,858.00</b>

**HISTORY OF PROJECT COST AND APPORTIONMENT**

	<b>Fund Code</b>	<b>Proposition</b>	<b>Previously Authorized</b>	<b>Authorized This Action</b>	<b>Unfunded Approval This Action</b>
<b><u>State Share</u></b>					
<b>New Construction/Additional Grant</b>	<b>951-500</b>	<b>51</b>		\$1,455,429.00	\$1,455,429.00
<b><u>District Share</u></b>					
<b>Cash Contribution</b>				1,455,429.00	
<b>Total</b>				<b>\$2,910,858.00</b>	<b>\$1,455,429.00</b>

**Funding Source(s): Proposition 51 Bonds/2016-Nov.**

Pursuant to the Board's action on March 11, 2009, this application has been approved and placed on the Unfunded List (Lack of AB 55 Loans). This approval does not constitute a guarantee or commitment of future State funding.

The District shall ensure that it is in compliance with all applicable laws, regulations and certifications it made on the program forms.

Based on the Board's action on June 5, 2017, this project is subject to the Grant Agreement submittal pursuant to School Facility Program Regulation Section 1859.90.4.

The District is responsible for ensuring that the project is compliant with Prevailing Wage Monitoring and/or Labor Compliance Program requirements at the time construction contracts are executed and/or construction commenced.

This project is a Use of Grants under Regulation Section 1859.77.3(b).

**SCHOOL DISTRICT DATA**

**Application No:** 57/64733-00-629  
**School District:** Los Angeles Unified

**County:** Los Angeles  
**School Name:** Coldwater Canyon Elementary

**PROJECT DATA**

<b>Type of Project:</b>	Elementary School	<b>Application Filing Basis:</b>	Site Specific
<b>Pupils Assigned (Under 50 Yrs) K-6:</b>	3	<b>Pupils Assigned (Over 50 Yrs) K-6:</b>	371
<b>7-8:</b>		<b>7-8:</b>	
<b>9-12:</b>		<b>9-12:</b>	
<b>Non-Severe:</b>		<b>Non-Severe:</b>	1
<b>Severe:</b>		<b>Severe:</b>	
<b>Financial Hardship Requested:</b>	No	<b>Recommended Acres:</b>	12.7
<b>Alternative Education School:</b>	No	<b>Existing Acres:</b>	6

**ADJUSTED GRANT DATA**

Modernization Grant – Under 50 Yrs	\$14,223.00
Modernization Grant – Over 50 Yrs	2,457,444.00
Urban/Security/Impacted Site	475,739.00
Accessibility/Fire Code Req.	74,150.00
<b>Total State Share (60%)</b>	<b>\$3,021,556.00</b>
<b>District Share (40%)</b>	<b>2,014,370.00</b>
<b>Total Project Cost</b>	<b>\$5,035,926.00</b>

**PROJECT FINANCING**

<b><u>State Share</u></b>	
<b>This Project</b>	\$3,021,556.00
<b><u>District Share</u></b>	
<b>Cash Contribution</b>	2,014,370.00
<b>Financial Hardship</b>	
<b>Total Project Cost</b>	<b>\$5,035,926.00</b>

**HISTORY OF PROJECT COST AND APPORTIONMENT**

	<b>Fund Code</b>	<b>Proposition</b>	<b>Previously Authorized</b>	<b>Authorized This Action</b>	<b>Unfunded Approval This Action</b>
<b><u>State Share</u></b>					
Modernization/Additional Grant	951-570	51		\$3,021,556.00	\$3,021,556.00
<b><u>District Share</u></b>					
Cash Contribution				2,014,370.00	
<b>Total</b>				<b>\$5,035,926.00</b>	<b>\$3,021,556.00</b>

**Funding Source(s): Proposition 51 Bonds/2006-Nov.**

Pursuant to the Board's action on March 11, 2009, this application has been approved and placed on the Unfunded List (Lack of AB 55 Loans). This approval does not constitute a guarantee or commitment of future State funding.

The District shall ensure that it is in compliance with all applicable laws, regulations and certifications it made on the program forms.

Based on the Board's action on June 5, 2017, this project is subject to the Grant Agreement submittal pursuant to School Facility Program Regulation Section 1859.90.4.

The District is responsible for ensuring that the project is compliant with Prevailing Wage Monitoring and/or Labor Compliance Program requirements at the time construction contracts are executed and/or construction commenced.

**SCHOOL DISTRICT DATA**

<b>Application No:</b>	57/64733-73-005	<b>County:</b>	Los Angeles
<b>School District:</b>	Los Angeles Unified	<b>School Name:</b>	San Fernando Senior High
<b>High School</b>			
<b>Attendance Area:</b>	San Fernando-Sylmar		

**PROJECT DATA**

<b>Type of Project:</b>	High School	<b>Application Filing Basis:</b>	Site Specific
<b>Pupils Assigned (Under 50 Yrs) K-6:</b>		<b>Pupils Assigned (Over 50 Yrs) K-6:</b>	
7-8:		7-8:	
9-12:		9-12:	484
<b>Non-Severe:</b>		<b>Non-Severe:</b>	54
<b>Severe:</b>		<b>Severe:</b>	
<b>Financial Hardship Requested:</b>	No	<b>Recommended Acres:</b>	52.1
<b>Alternative Education School:</b>	No	<b>Existing Acres:</b>	33.78

**ADJUSTED GRANT DATA**

Modernization Grant - Over 50 Yrs	\$5,171,648.00
Accessibility/Fire Code Req.	155,149.00
<b>Total State Share (60%)</b>	<b>5,326,797.00</b>
<b>District Share (40%)</b>	<b>3,551,198.00</b>
<b>Total Project Cost</b>	<b><u>\$8,877,995.00</u></b>

**PROJECT FINANCING**

<b><u>State Share</u></b>	
<b>This Project</b>	\$5,326,797.00
<b><u>District Share</u></b>	
<b>Cash Contribution</b>	3,551,198.00
<b>Financial Hardship</b>	
<b>Total Project Cost</b>	<b><u>\$8,877,995.00</u></b>

**HISTORY OF PROJECT COST AND APPORTIONMENT**

	<b>Fund Code</b>	<b>Proposition</b>	<b>Previously Authorized</b>	<b>Authorized This Action</b>	<b>Unfunded Approval This Action</b>
<b><u>State Share</u></b>					
Modernization/Additional Grant	951-570	51		\$5,326,797.00	\$5,326,797.00
<b><u>District Share</u></b>					
Cash Contribution				3,551,198.00	
<b>Total</b>				<b><u>\$8,877,995.00</u></b>	<b><u>\$5,326,797.00</u></b>

**Funding Source(s): Proposition 51 Bonds/2016-Nov.**

Pursuant to the Board's action on March 11, 2009, this application has been approved and placed on the Unfunded List (Lack of AB 55 Loans). This approval does not constitute a guarantee or commitment of future State funding.

The District shall ensure that it is in compliance with all applicable laws, regulations and certifications it made on the program forms.

Based on the Board's action on June 5, 2017, this project is subject to the Grant Agreement submittal pursuant to School Facility Program Regulation Section 1859.90.4.

The District is responsible for ensuring that the project is compliant with Prevailing Wage Monitoring and/or Labor Compliance Program requirements at the time construction contracts are executed and/or construction commenced.

**SCHOOL DISTRICT DATA**

Application No: 57/68098-00-013

County: San Diego

School District: Escondido Union Elementary

School Name: Quantum Academy

**PROJECT DATA**

Type of Project:	Elementary School	Application Filing Basis:	Site Specific
Pupils Assigned (Under 50 Yrs) K-6:	168		
7-8:	57		
9-12:			
Non-Severe:			
Severe:			
Financial Hardship Requested:	No	Recommended Acres:	5.9
Alternative Education School:	No	Existing Acres:	4.4

**ADJUSTED GRANT DATA**

Modernization Grant – Under 50 Yrs	\$1,082,286.00
Fire Detection Alarm	34,650.00
Accessibility/Fire Code Req.	32,469.00
Total State Share (60%)	1,149,405.00
District Share (40%)	766,270.00
Total Project Cost	<b>\$1,915,675.00</b>

**PROJECT FINANCING**

<b><u>State Share</u></b>	
This Project	\$1,149,405.00
<b><u>District Share</u></b>	
Cash Contribution	766,270.00
Financial Hardship	
Total Project Cost	<b>\$1,915,675.00</b>

**HISTORY OF PROJECT COST AND APPORTIONMENT**

	Fund Code	Proposition	Previously Authorized	Authorized This Action	Unfunded Approval This Action
<b><u>State Share</u></b>					
Modernization/Additional Grant	951-570	51		\$1,149,405.00	\$1,149,405.00
<b><u>District Share</u></b>					
Cash Contribution				766,270.00	
Total				<b>\$1,915,675.00</b>	<b>\$1,149,405.00</b>

**Funding Source(s): Proposition 51 Bonds/2016-Nov.**

Pursuant to the Board's action on March 11, 2009, this application has been approved and placed on the Unfunded List (Lack of AB 55 Loans). This approval does not constitute a guarantee or commitment of future State funding.

The District shall ensure that it is in compliance with all applicable laws, regulations and certifications it made on the program forms.

Based on the Board's action on June 5, 2017, this project is subject to the Grant Agreement submittal pursuant to School Facility Program Regulation Section 1859.90.4.

The District is responsible for ensuring that the project is compliant with Prevailing Wage Monitoring and/or Labor Compliance Program requirements at the time construction contracts are executed and/or construction commenced.



**SCHOOL DISTRICT DATA**

<b>Application No:</b>	50/66894-01-001	<b>County:</b>	Placer
<b>School District:</b>	Placer Union High	<b>School Name:</b>	Del Oro High
<b>High School Attendance Area:</b>	Del Oro		

**PROJECT DATA**

<b>Type of Project:</b>	High School
<b>Pupils Assigned</b>	
<b>K-6:</b>	
<b>7-8:</b>	
<b>9-12:</b>	827
<b>Non-Severe:</b>	
<b>Severe:</b>	9
<b>Application Filing Basis:</b>	High School Attendance Area
<b>Number of Classrooms:</b>	32
<b>Master Acres:</b>	49.6
<b>Existing Acres:</b>	51
<b>Proposed Acres:</b>	
<b>Recommended Acres:</b>	55.2
<b>Facility Hardship (a):</b>	No
<b>Financial Hardship Requested:</b>	No
<b>Alternative Education School:</b>	No
<b>Addition to Existing Site:</b>	Yes

**ADJUSTED GRANT DATA**

<b>New Construction Grant</b>	\$14,172,095.00
<b>Fire Detection Alarm</b>	28,676.00
<b>Service Site</b>	671,483.00
<b>Off-Site</b>	39,218.00
<b>Utilities</b>	157,678.00
<b>Total State Share (50%)</b>	15,069,150.00
<b>District Share (50%)</b>	15,069,150.00
<b>Total Project Cost</b>	<b>\$30,138,300.00</b>

**PROJECT FINANCING**

<b>State Share</b>	
<b>This Project</b>	\$15,069,150.00
<b>District Share</b>	
<b>Cash Contribution</b>	15,069,150.00
<b>Financial Hardship</b>	
<b>Total Project Cost</b>	<b>\$30,138,300.00</b>

**HISTORY OF PROJECT COST AND APPORTIONMENT**

	<b>Fund Code</b>	<b>Proposition</b>	<b>Previously Authorized</b>	<b>Authorized This Action</b>	<b>Unfunded Approval This Action</b>
<b><u>State Share</u></b>					
<b>New Construction/Additional Grant</b>	<b>951-500</b>	<b>51</b>		\$15,069,150.00	\$15,069,150.00
<b><u>District Share</u></b>					
<b>Cash Contribution</b>				15,069,150.00	
<b>Total</b>				<b>\$30,138,300.00</b>	<b>\$15,069,150.00</b>

**Funding Source(s): Proposition 51 Bonds/2016-Nov.**

Pursuant to the Board's action on March 11, 2009, this application has been approved and placed on the Unfunded List (Lack of AB 55 Loans). This approval does not constitute a guarantee or commitment of future State funding.

The District shall ensure that it is in compliance with all applicable laws, regulations and certifications it made on the program forms.

Based on the Board's action on June 5, 2017, this project is subject to the Grant Agreement submittal pursuant to School Facility Program Regulation Section 1859.90.4.

The District is responsible for ensuring that the project is compliant with Prevailing Wage Monitoring and/or Labor Compliance Program requirements at the time construction contracts are executed and/or construction commenced.

**SCHOOL DISTRICT DATA**

<b>Application No:</b>	50/65771-00-022	<b>County:</b>	Merced
<b>School District:</b>	Merced City Elementary	<b>School Name:</b>	Ada Givens Elementary

**PROJECT DATA**

<b>Type of Project:</b>	Elementary School
<b>Pupils Assigned</b>	<b>K-6:</b> 75
	<b>7-8:</b>
	<b>9-12:</b>
<b>Non-Severe:</b>	
<b>Severe:</b>	
<b>Application Filing Basis:</b>	District Wide
<b>Number of Classrooms:</b>	3
<b>Master Acres:</b>	11.5
<b>Existing Acres:</b>	10
<b>Proposed Acres:</b>	
<b>Recommended Acres:</b>	10.2
<b>Facility Hardship (a):</b>	No
<b>Financial Hardship Requested:</b>	No
<b>Alternative Education School:</b>	No
<b>Addition to Existing Site:</b>	Yes

**ADJUSTED GRANT DATA**

<b>New Construction Grant</b>	\$933,825.00
<b>Fire Detection Alarm</b>	1,125.00
<b>Service Site</b>	216,269.00
<b>Off-Site</b>	42,228.00
<b>Utilities</b>	40,248.00
<b>Small Size Project</b>	112,059.00
<b>Total State Share (50%)</b>	1,345,754.00
<b>District Share (50%)</b>	1,345,754.00
<b>Total Project Cost</b>	<b>\$2,691,508.00</b>

**PROJECT FINANCING**

<b><u>State Share</u></b>	
<b>This Project</b>	\$1,345,754.00
<b><u>District Share</u></b>	
<b>Cash Contribution</b>	1,345,754.00
<b>Financial Hardship</b>	
<b>Total Project Cost</b>	<b>\$2,691,508.00</b>

**HISTORY OF PROJECT COST AND APPORTIONMENT**

	<b>Fund Code</b>	<b>Proposition</b>	<b>Previously Authorized</b>	<b>Authorized This Action</b>	<b>Unfunded Approval This Action</b>
<b><u>State Share</u></b>					
<b>New Construction/Additional Grant</b>	<b>951-500</b>	<b>51</b>		\$1,345,754.00	\$1,345,754.00
<b><u>District Share</u></b>					
<b>Cash Contribution</b>				1,345,754.00	
<b>Total</b>				<b>\$2,691,508.00</b>	<b>\$1,345,754.00</b>

**Funding Source(s): Proposition 51 Bonds/2016-Nov.**

Pursuant to the Board's action on March 11, 2009, this application has been approved and placed on the Unfunded List (Lack of AB 55 Loans). This approval does not constitute a guarantee or commitment of future State funding.

The District shall ensure that it is in compliance with all applicable laws, regulations and certifications it made on the program forms.

Based on the Board's action on June 5, 2017, this project is subject to the Grant Agreement submittal pursuant to School Facility Program Regulation Section 1859.90.4.

The District is responsible for ensuring that the project is compliant with Prevailing Wage Monitoring and/or Labor Compliance Program requirements at the time construction contracts are executed and/or construction commenced.

**SCHOOL DISTRICT DATA**

**Application No:** 57/64733-00-630  
**School District:** Los Angeles Unified

**County:** Los Angeles  
**School Name:** Markham (Edwin) Middle

**PROJECT DATA**

<b>Type of Project:</b>	Middle School	<b>Application Filing Basis:</b>	Site Specific
<b>Pupils Assigned (Under 50 Yrs) K-6:</b>		<b>Pupils Assigned (Over 50 Yrs) K-6:</b>	
7-8:		7-8:	263
9-12:		9-12:	
<b>Non-Severe:</b>		<b>Non-Severe:</b>	3
<b>Severe:</b>		<b>Severe:</b>	
<b>Financial Hardship Requested:</b>	No	<b>Recommended Acres:</b>	16.6
<b>Alternative Education School:</b>	No	<b>Existing Acres:</b>	19.6

**ADJUSTED GRANT DATA**

Modernization Grant - Over 50 Yrs	1,874,172.00
Accessibility/Fire Code Req.	56,225.00
<b>Total State Share (60%)</b>	<b>1,930,397.00</b>
<b>District Share (40%)</b>	<b>1,286,931.00</b>
<b>Total Project Cost</b>	<b>3,217,328.00</b>

**PROJECT FINANCING**

<b><u>State Share</u></b>	
<b>This Project</b>	\$1,930,397.00
<b><u>District Share</u></b>	
<b>Cash Contribution</b>	1,286,931.00
<b>Financial Hardship</b>	
<b>Total Project Cost</b>	<b>\$3,217,328.00</b>

**HISTORY OF PROJECT COST AND APPORTIONMENT**

	<b>Fund Code</b>	<b>Proposition</b>	<b>Previously Authorized</b>	<b>Authorized This Action</b>	<b>Unfunded Approval This Action</b>
<b><u>State Share</u></b>					
Modernization/Additional Grant	951-570	51		\$1,930,397.00	\$1,930,397.00
<b><u>District Share</u></b>					
Cash Contribution				1,286,931.00	
<b>Total</b>				<b>\$3,217,328.00</b>	<b>\$1,930,397.00</b>

**Funding Source(s): Proposition 51 Bonds/2016-Nov.**

Pursuant to the Board's action on March 11, 2009, this application has been approved and placed on the Unfunded List (Lack of AB 55 Loans). This approval does not constitute a guarantee or commitment of future State funding.

The District shall ensure that it is in compliance with all applicable laws, regulations and certifications it made on the program forms.

Based on the Board's action on June 5, 2017, this project is subject to the Grant Agreement submittal pursuant to School Facility Program Regulation Section 1859.90.4.

The District is responsible for ensuring that the project is compliant with Prevailing Wage Monitoring and/or Labor Compliance Program requirements at the time construction contracts are executed and/or construction commenced.

**SCHOOL DISTRICT DATA**

**Application No:** 57/70896-00-012      **County:** Sonoma  
**School District:** Rincon Valley Union Elementary      **School Name:** Matanzas Elementary

**PROJECT DATA**

**Type of Project:** Elementary School      **Application Filing Basis:**  
**Pupils Assigned (Under 50 Yrs) K-6:** 119  
**7-8:**  
**9-12:**  
**Non-Severe:**  
**Severe:** Site Specific  
**Financial Hardship Requested:** No      **Recommended Acres:** 9.9  
**Alternative Education School:** No      **Existing Acres:** 4.1

**ADJUSTED GRANT DATA**

Modernization Grant - Under 50 Yrs	\$564,179.00
Small Size Project	22,567.00
Urban/Security/Impacted Site	124,326.00
Accessibility/Fire Code Req.	16,925.00
<b>Total State Share (60%)</b>	<b>727,997.00</b>
<b>District Share (40%)</b>	<b>485,331.00</b>
<b>Total Project Cost</b>	<b>\$1,213,328.00</b>

**PROJECT FINANCING**

<b>State Share</b>	
<b>This Project</b>	\$727,997.00
<b>District Share</b>	
<b>Cash Contribution</b>	485,331.00
<b>Financial Hardship</b>	
<b>Total Project Cost</b>	<b>\$1,213,328.00</b>

**HISTORY OF PROJECT COST AND APPORTIONMENT**

	<b>Fund Code</b>	<b>Proposition</b>	<b>Previously Authorized</b>	<b>Authorized This Action</b>	<b>Unfunded Approval This Action</b>
<b>State Share</b>					
Modernization/Additional Grant	951-570	51		\$727,997.00	\$727,997.00
<b>District Share</b>					
Cash Contribution				485,331.00	
<b>Total</b>				<b>\$1,213,328.00</b>	<b>\$727,997.00</b>

**Funding Source(s): Proposition 51 Bonds/2016-Nov.**

Pursuant to the Board's action on March 11, 2009, this application has been approved and placed on the Unfunded List (Lack of AB 55 Loans). This approval does not constitute a guarantee or commitment of future State funding.

The District shall ensure that it is in compliance with all applicable laws, regulations and certifications it made on the program forms.

Based on the Board's action on June 5, 2017, this project is subject to the Grant Agreement submittal pursuant to School Facility Program Regulation Section 1859.90.4.

The District is responsible for ensuring that the project is compliant with Prevailing Wage Monitoring and/or Labor Compliance Program requirements at the time construction contracts are executed and/or construction commenced.

**SCHOOL DISTRICT DATA**

**Application No:** 50/62554-00-001  
**School District:** Capay Joint Union Elementary

**County:** Glenn  
**School Name:** Capay Joint Union Elementary

**PROJECT DATA**

**Type of Project:** Elementary School  
**Pupils Assigned**      **K-6:** 73  
                                  **7-8:** 28  
                                  **9-12:**  
**Non-Severe:**  
**Severe:**  
**Application Filing Basis:** District Wide  
**Number of Classrooms:** 5  
**Master Acres:** 8.9  
**Existing Acres:** 9.2  
**Proposed Acres:**  
**Recommended Acres:** 8.6  
**Facility Hardship (a):** No  
**Financial Hardship Requested:** Yes  
**Alternative Education School:** No  
**Addition to Existing Site:** Yes

**ADJUSTED GRANT DATA**

**New Construction Grant** \$1,277,655.00  
**Project Assistance** 7,615.00  
**Fire Detection Alarm** 1,655.00  
**Service Site** 627,776.00  
**Utilities** 45,470.00  
**Small Size Project** 51,106.00  
**Total State Share (50%)** 2,011,277.00  
**District Share (50%)** 2,011,277.00  
**Total Project Cost** \$4,022,554.00

**PROJECT FINANCING**

**State Share**  
**This Project** \$2,011,277.00  
**District Share**  
**Cash Contribution** 35,950.00  
**Financial Hardship** 1,975,327.00  
**Total Project Cost** \$4,022,554.00

**HISTORY OF PROJECT COST AND APPORTIONMENT**

	<b>Fund Code</b>	<b>Proposition</b>	<b>Previously Authorized</b>	<b>Authorized This Action</b>	<b>Unfunded Approval This Action</b>
<b><u>State Share</u></b>					
New Construction/Additional Grant	055-500	55	\$204,254.00		
New Construction/Additional Grant	951-500	51		\$1,807,023.00	\$1,807,023.00
<b><u>District Share</u></b>					
Cash Contribution			351.00	35,599.00	
Financial Hardship	055-500	55	203,903.00		
Financial Hardship	951-500	51		1,771,424.00	1,771,424.00
<b>Total</b>			<b>\$408,508.00</b>	<b>\$3,614,046.00</b>	<b>\$3,578,447.00</b>

**Funding Source(s): Proposition 55 Bonds/2004-Mar.; Proposition 51 Bonds/2016-Nov.**

Pursuant to the Board's action on March 11, 2009, this application has been approved and placed on the Unfunded List (Lack of AB 55 Loans). This approval does not constitute a guarantee or commitment of future State funding.

Amounts shown for financial hardship assistance are subject to adjustment as a result of a review of the District's financial records pursuant to Regulation Section 1859.81(a) at the time of apportionment.

The District shall ensure that it is in compliance with all applicable laws, regulations and certifications it made on the program forms.

Based on the Board's action on June 5, 2017, this project is subject to the Grant Agreement submittal pursuant to School Facility Program Regulation Section 1859.90.4.

The District is responsible for ensuring that the project is compliant with Prevailing Wage Monitoring and/or Labor Compliance Program requirements at the time construction contracts are executed and/or construction commenced.

The District qualifies for financial hardship pursuant to SFP Regulation Section 1859.81(c)(4). The District has demonstrated it is financially unable to provide all or a part of the matching funds and is levying the developer fees or equal alternative revenue source justified by law. The District's total bonding capacity (as of June 3, 2020) is \$5 million or less.

Originally, there were 35 (7-8) pupils requested as part of the design apportionment for this project. This action returns seven pupil grants to the District at the 7-8 grade level due to an eligibility update.

**SCHOOL DISTRICT DATA**

<b>Application No:</b>	57/73825-00-010	<b>County:</b>	Monterey
<b>School District:</b>	North Monterey County Unified	<b>School Name:</b>	North Monterey County High

**PROJECT DATA**

<b>Type of Project:</b>	High School	<b>Application Filing Basis:</b>	Site Specific
<b>Pupils Assigned (Under 50 Yrs) K-6:</b>			
7-8:			
9-12:	553		
<b>Non-Severe:</b>	5		
<b>Severe:</b>			
<b>Financial Hardship Requested:</b>	No	<b>Recommended Acres:</b>	35.2
<b>Alternative Education School:</b>	No	<b>Existing Acres:</b>	27.92

**ADJUSTED GRANT DATA**

Modernization Grant - Over 50 Yrs	\$3,680,990.00
Fire Detection Alarm	86,582.00
Accessibility/Fire Code Req.	110,430.00
<b>Total State Share (60%)</b>	<b>3,878,002.00</b>
<b>District Share (40%)</b>	<b>2,585,335.00</b>
<b>Total Project Cost</b>	<b>\$6,463,337.00</b>

**PROJECT FINANCING**

<b><u>State Share</u></b>	
<b>This Project</b>	\$3,878,002.00
<b><u>District Share</u></b>	
<b>Cash Contribution</b>	2,585,335.00
<b>Financial Hardship</b>	
<b>Total Project Cost</b>	<b>\$6,463,337.00</b>

**HISTORY OF PROJECT COST AND APPORTIONMENT**

	<b>Fund Code</b>	<b>Proposition</b>	<b>Previously Authorized</b>	<b>Authorized This Action</b>	<b>Unfunded Approval This Action</b>
<b><u>State Share</u></b>					
Modernization/Additional Grant	951-570	51		\$3,878,002.00	\$3,878,002.00
<b><u>District Share</u></b>					
<b>Cash Contribution</b>				2,585,335.00	
<b>Total</b>				<b>\$6,463,337.00</b>	<b>\$3,878,002.00</b>

**Funding Source(s): Proposition 51 Bonds/2016-Nov.**

Pursuant to the Board's action on March 11, 2009, this application has been approved and placed on the Unfunded List (Lack of AB 55 Loans). This approval does not constitute a guarantee or commitment of future State funding.

The District shall ensure that it is in compliance with all applicable laws, regulations and certifications it made on the program forms.

Based on the Board's action on June 5, 2017, this project is subject to the Grant Agreement submittal pursuant to School Facility Program Regulation Section 1859.90.4.

The District is responsible for ensuring that the project is compliant with Prevailing Wage Monitoring and/or Labor Compliance Program requirements at the time construction contracts are executed and/or construction commenced.

**SCHOOL DISTRICT DATA**

<b>Application No:</b>	57/68411-00-043	<b>County:</b>	San Diego
<b>School District:</b>	Sweetwater Union High	<b>School Name:</b>	Sweetwater Union High

**PROJECT DATA**

<b>Type of Project:</b>	High School	<b>Application Filing Basis:</b>	Site Specific
<b>Pupils Assigned (Under 50 Yrs) K-6:</b>		<b>Pupils Assigned (Over 50 Yrs) K-6:</b>	
7-8:		7-8:	
9-12:		9-12:	
<b>Non-Severe:</b>		<b>Non-Severe:</b>	181
<b>Severe:</b>		<b>Severe:</b>	30
<b>Financial Hardship Requested:</b>	No	<b>Recommended Acres:</b>	62.8
<b>Alternative Education School:</b>	No	<b>Existing Acres:</b>	28.08

**ADJUSTED GRANT DATA**

Modernization Grant - Over 50 Yrs	\$3,170,668.00
Urban/Security/Impacted Site	637,001.00
Accessibility/Fire Code Req.	95,120.00
<b>Total State Share (60%)</b>	<b>3,902,789.00</b>
<b>District Share (40%)</b>	<b>2,601,859.00</b>
<b>Total Project Cost</b>	<b>\$6,504,648.00</b>

**PROJECT FINANCING**

<b><u>State Share</u></b>	
<b>This Project</b>	\$3,902,789.00
<b><u>District Share</u></b>	
<b>Cash Contribution</b>	2,601,859.00
<b>Financial Hardship</b>	
<b>Total Project Cost</b>	<b>\$6,504,648.00</b>

**HISTORY OF PROJECT COST AND APPORTIONMENT**

	<b>Fund Code</b>	<b>Proposition</b>	<b>Previously Authorized</b>	<b>Authorized This Action</b>	<b>Unfunded Approval This Action</b>
<b><u>State Share</u></b>					
Modernization/Additional Grant	951-570	51		\$3,902,789.00	\$3,902,789.00
<b><u>District Share</u></b>					
Cash Contribution				2,601,859.00	
<b>Total</b>				<b>\$6,504,648.00</b>	<b>\$3,902,789.00</b>

**Funding Source(s): Proposition 51 Bonds/2016-Nov.**

Pursuant to the Board's action on March 11, 2009, this application has been approved and placed on the Unfunded List (Lack of AB 55 Loans). This approval does not constitute a guarantee or commitment of future State funding.

The District shall ensure that it is in compliance with all applicable laws, regulations and certifications it made on the program forms.

Based on the Board's action on June 5, 2017, this project is subject to the Grant Agreement submittal pursuant to School Facility Program Regulation Section 1859.90.4.

The District is responsible for ensuring that the project is compliant with Prevailing Wage Monitoring and/or Labor Compliance Program requirements at the time construction contracts are executed and/or construction commenced.

**SCHOOL DISTRICT DATA**

<b>Application No:</b>	57/68411-00-045	<b>County:</b>	San Diego
<b>School District:</b>	Sweetwater Union High	<b>School Name:</b>	Chula Vista Senior High

**PROJECT DATA**

<b>Type of Project:</b>	High School	<b>Application Filing Basis:</b>	Site Specific
<b>Pupils Assigned (Under 50 Yrs) K-6:</b>		<b>Pupils Assigned (Over 50 Yrs) K-6:</b>	
7-8:		7-8:	
9-12:		9-12:	
Non-Severe:	12	Non-Severe:	175
Severe:	2	Severe:	11
<b>Financial Hardship Requested:</b>	No	<b>Recommended Acres:</b>	60.3
<b>Alternative Education School:</b>	No	<b>Existing Acres:</b>	33.86

**ADJUSTED GRANT DATA**

Modernization Grant - Under 50 Yrs	\$151,528.00
Modernization Grant - Over 50 Yrs	2,687,573.00
Small Size Project	113,564.00
Urban/Security/Impacted Site	480,729.00
Accessibility/Fire Code Req.	85,173.00
<b>Total State Share (60%)</b>	<b>3,518,567.00</b>
<b>District Share (40%)</b>	<b>2,345,711.00</b>
<b>Total Project Cost</b>	<b>\$5,864,278.00</b>

**PROJECT FINANCING**

<b><u>State Share</u></b>	
<b>This Project</b>	\$3,518,567.00
<b><u>District Share</u></b>	
<b>Cash Contribution</b>	2,345,711.00
<b>Financial Hardship</b>	
<b>Total Project Cost</b>	<b>\$5,864,278.00</b>

**HISTORY OF PROJECT COST AND APPORTIONMENT**

	<b>Fund Code</b>	<b>Proposition</b>	<b>Previously Authorized</b>	<b>Authorized This Action</b>	<b>Unfunded Approval This Action</b>
<b><u>State Share</u></b>					
Modernization/Additional Grant	951-570	51		\$3,518,567.00	\$3,518,567.00
<b><u>District Share</u></b>					
Cash Contribution				2,345,711.00	
<b>Total</b>				<b>\$5,864,278.00</b>	<b>\$3,518,567.00</b>

**Funding Source(s): Proposition 51 Bonds/2016-Nov.**

Pursuant to the Board's action on March 11, 2009, this application has been approved and placed on the Unfunded List (Lack of AB 55 Loans). This approval does not constitute a guarantee or commitment of future State funding.

The District shall ensure that it is in compliance with all applicable laws, regulations and certifications it made on the program forms.

Based on the Board's action on June 5, 2017, this project is subject to the Grant Agreement submittal pursuant to School Facility Program Regulation Section 1859.90.4.

The District is responsible for ensuring that the project is compliant with Prevailing Wage Monitoring and/or Labor Compliance Program requirements at the time construction contracts are executed and/or construction commenced.



**SCHOOL DISTRICT DATA**

<b>Application No:</b>	57/68411-00-046	<b>County:</b>	San Diego
<b>School District:</b>	Sweetwater Union High	<b>School Name:</b>	Mar Vista Middle

**PROJECT DATA**

<b>Type of Project:</b>	Middle School	<b>Application Filing Basis:</b>	Site Specific
<b>Pupils Assigned (Under 50 Yrs) K-6:</b>		<b>Pupils Assigned (Over 50 Yrs) K-6:</b>	
7-8:		7-8:	
9-12:		9-12:	
<b>Non-Severe:</b>		<b>Non-Severe:</b>	55
<b>Severe:</b>	1	<b>Severe:</b>	30
<b>Financial Hardship Requested:</b>	No	<b>Recommended Acres:</b>	14
<b>Alternative Education School:</b>	No	<b>Existing Acres:</b>	27.37

**ADJUSTED GRANT DATA**

Modernization Grant - Under 50 Yrs	\$15,110.00
Modernization Grant - Over 50 Yrs	1,401,880.00
Small Size Project	170,039.00
Accessibility/Fire Code Req.	42,510.00
<b>Total State Share (60%)</b>	<b>1,629,539.00</b>
<b>District Share (40%)</b>	<b>1,086,359.00</b>
<b>Total Project Cost</b>	<b>\$2,715,898.00</b>

**PROJECT FINANCING**

<b><u>State Share</u></b>	
<b>This Project</b>	\$1,629,539.00
<b><u>District Share</u></b>	
<b>Cash Contribution</b>	1,086,359.00
<b>Financial Hardship</b>	
<b>Total Project Cost</b>	<b>\$2,715,898.00</b>

**HISTORY OF PROJECT COST AND APPORTIONMENT**

	<b>Fund Code</b>	<b>Proposition</b>	<b>Previously Authorized</b>	<b>Authorized This Action</b>	<b>Unfunded Approval This Action</b>
<b><u>State Share</u></b>					
Modernization/Additional Grant	951-570	51		\$1,629,539.00	\$1,629,539.00
<b><u>District Share</u></b>					
Cash Contribution				1,086,359.00	
<b>Total</b>				<b>\$2,715,898.00</b>	<b>\$1,629,539.00</b>

**Funding Source(s): Proposition 51 Bonds/2016-Nov.**

Pursuant to the Board's action on March 11, 2009, this application has been approved and placed on the Unfunded List (Lack of AB 55 Loans). This approval does not constitute a guarantee or commitment of future State funding.

The District shall ensure that it is in compliance with all applicable laws, regulations and certifications it made on the program forms.

Based on the Board's action on June 5, 2017, this project is subject to the Grant Agreement submittal pursuant to School Facility Program Regulation Section 1859.90.4.

The District is responsible for ensuring that the project is compliant with Prevailing Wage Monitoring and/or Labor Compliance Program requirements at the time construction contracts are executed and/or construction commenced.

**SCHOOL DISTRICT DATA**

<b>Application No:</b>	57/68411-00-047	<b>County:</b>	San Diego
<b>School District:</b>	Sweetwater Union High	<b>School Name:</b>	Mar Vista Senior High

**PROJECT DATA**

<b>Type of Project:</b>	High School	<b>Application Filing Basis:</b>	Site Specific
<b>Pupils Assigned (Under 50 Yrs) K-6:</b>		<b>Pupils Assigned (Over 50 Yrs) K-6:</b>	
7-8:		7-8:	
9-12:		9-12:	211
<b>Non-Severe:</b>		<b>Non-Severe:</b>	
<b>Severe:</b>		<b>Severe:</b>	
<b>Financial Hardship Requested:</b>	No	<b>Recommended Acres:</b>	47.1
<b>Alternative Education School:</b>	No	<b>Existing Acres:</b>	34

**ADJUSTED GRANT DATA**

Modernization Grant - Over 50 Yrs	\$1,924,109.00
Accessibility/Fire Code Req.	57,723.00
<b>Total State Share (60%)</b>	<b>1,981,832.00</b>
<b>District Share (40%)</b>	<b>1,321,221.00</b>
<b>Total Project Cost</b>	<b><u>\$3,303,053.00</u></b>

**PROJECT FINANCING**

<b><u>State Share</u></b>	
<b>This Project</b>	\$1,981,832.00
<b><u>District Share</u></b>	
<b>Cash Contribution</b>	1,321,221.00
<b>Financial Hardship</b>	
<b>Total Project Cost</b>	<b><u>\$3,303,053.00</u></b>

**HISTORY OF PROJECT COST AND APPORTIONMENT**

	<b>Fund Code</b>	<b>Proposition</b>	<b>Previously Authorized</b>	<b>Authorized This Action</b>	<b>Unfunded Approval This Action</b>
<b><u>State Share</u></b>					
Modernization/Additional Grant	951-570	51		\$1,981,832.00	\$1,981,832.00
<b><u>District Share</u></b>					
Cash Contribution				1,321,221.00	
<b>Total</b>				<b><u>\$3,303,053.00</u></b>	<b><u>\$1,981,832.00</u></b>

**Funding Source(s): Proposition 51 Bonds/2016-Nov.**

Pursuant to the Board's action on March 11, 2009, this application has been approved and placed on the Unfunded List (Lack of AB 55 Loans). This approval does not constitute a guarantee or commitment of future State funding.

The District shall ensure that it is in compliance with all applicable laws, regulations and certifications it made on the program forms.

Based on the Board's action on June 5, 2017, this project is subject to the Grant Agreement submittal pursuant to School Facility Program Regulation Section 1859.90.4.

The District is responsible for ensuring that the project is compliant with Prevailing Wage Monitoring and/or Labor Compliance Program requirements at the time construction contracts are executed and/or construction commenced.

**SCHOOL DISTRICT DATA**

<b>Application No:</b>	57/76505-00-052	<b>County:</b>	Sacramento
<b>School District:</b>	Twin Rivers Unified	<b>School Name:</b>	Woodridge Elementary

**PROJECT DATA**

<b>Type of Project:</b>	Elementary School	<b>Application Filing Basis:</b>	Site Specific
<b>Pupils Assigned (Under 50 Yrs) K-6:</b>	123		
<b>7-8:</b>			
<b>9-12:</b>			
<b>Non-Severe:</b>			
<b>Severe:</b>			
<b>Financial Hardship Requested:</b>	No	<b>Recommended Acres:</b>	7.9
<b>Alternative Education School:</b>	No	<b>Existing Acres:</b>	11.6

**ADJUSTED GRANT DATA**

Modernization Grant - Over 50 Yrs	\$583,143.00
Small Size Project	23,326.00
Accessibility/Fire Code Req.	17,494.00
<b>Total State Share (60%)</b>	<b>623,963.00</b>
<b>District Share (40%)</b>	<b>415,975.00</b>
<b>Total Project Cost</b>	<b>\$1,039,938.00</b>

**PROJECT FINANCING**

<b><u>State Share</u></b>	
<b>This Project</b>	\$623,963.00
<b><u>District Share</u></b>	
<b>Cash Contribution</b>	415,975.00
<b>Financial Hardship</b>	
<b>Total Project Cost</b>	<b>\$1,039,938.00</b>

**HISTORY OF PROJECT COST AND APPORTIONMENT**

	<b>Fund Code</b>	<b>Proposition</b>	<b>Previously Authorized</b>	<b>Authorized This Action</b>	<b>Unfunded Approval This Action</b>
<b><u>State Share</u></b>					
Modernization/Additional Grant	951-570	51		\$623,963.00	\$623,963.00
<b><u>District Share</u></b>					
Cash Contribution				415,975.00	
<b>Total</b>				<b>\$1,039,938.00</b>	<b>\$623,963.00</b>

**Funding Source(s): Proposition 51 Bonds/2016-Nov.**

Pursuant to the Board's action on March 11, 2009, this application has been approved and placed on the Unfunded List (Lack of AB 55 Loans). This approval does not constitute a guarantee or commitment of future State funding.

The District shall ensure that it is in compliance with all applicable laws, regulations and certifications it made on the program forms.

Based on the Board's action on June 5, 2017, this project is subject to the Grant Agreement submittal pursuant to School Facility Program Regulation Section 1859.90.4.

The District is responsible for ensuring that the project is compliant with Prevailing Wage Monitoring and/or Labor Compliance Program requirements at the time construction contracts are executed and/or construction commenced.

**SCHOOL DISTRICT DATA**

<b>Application No:</b>	57/76505-00-054	<b>County:</b>	Sacramento
<b>School District:</b>	Twin Rivers Unified	<b>School Name:</b>	Grant Union High

**PROJECT DATA**

<b>Type of Project:</b>	High School	<b>Application Filing Basis:</b>	Site Specific
<b>Pupils Assigned (Under 50 Yrs) K-6:</b>			
<b>7-8:</b>			
<b>9-12:</b>			
<b>Non-Severe:</b>	74		
<b>Severe:</b>	29		
<b>Financial Hardship Requested:</b>	No	<b>Recommended Acres:</b>	49.1
<b>Alternative Education School:</b>	No	<b>Existing Acres:</b>	56.29

**ADJUSTED GRANT DATA**

Modernization Grant - Over 50 Yrs	\$1,647,609.00
Fire Detection Alarm	33,312.00
Small Size Project	65,904.00
Accessibility/Fire Code Req.	49,428.00
<b>Total State Share (60%)</b>	<b>1,796,253.00</b>
<b>District Share (40%)</b>	<b>1,197,502.00</b>
<b>Total Project Cost</b>	<b>\$2,993,755.00</b>

**PROJECT FINANCING**

<b><u>State Share</u></b>	
<b>This Project</b>	\$1,796,253.00
<b><u>District Share</u></b>	
<b>Cash Contribution</b>	1,197,502.00
<b>Financial Hardship</b>	
<b>Total Project Cost</b>	<b>\$2,993,755.00</b>

**HISTORY OF PROJECT COST AND APPORTIONMENT**

	<b>Fund Code</b>	<b>Proposition</b>	<b>Previously Authorized</b>	<b>Authorized This Action</b>	<b>Unfunded Approval This Action</b>
<b><u>State Share</u></b>					
Modernization/Additional Grant	951-570	51		\$1,796,253.00	\$1,796,253.00
<b><u>District Share</u></b>					
Cash Contribution				1,197,502.00	
<b>Total</b>				<b>\$2,993,755.00</b>	<b>\$1,796,253.00</b>

**Funding Source(s): Proposition 51 Bonds/2016-Nov.**

Pursuant to the Board's action on March 11, 2009, this application has been approved and placed on the Unfunded List (Lack of AB 55 Loans). This approval does not constitute a guarantee or commitment of future State funding.

The District shall ensure that it is in compliance with all applicable laws, regulations and certifications it made on the program forms.

Based on the Board's action on June 5, 2017, this project is subject to the Grant Agreement submittal pursuant to School Facility Program Regulation Section 1859.90.4.

The District is responsible for ensuring that the project is compliant with Prevailing Wage Monitoring and/or Labor Compliance Program requirements at the time construction contracts are executed and/or construction commenced.

**SCHOOL DISTRICT DATA**

**Application No:** 57/64733-00-633  
**School District:** Los Angeles Unified

**County:** Los Angeles  
**School Name:** Hart Street Elementary

**PROJECT DATA**

<b>Type of Project:</b>	Elementary School	<b>Application Filing Basis:</b>	Site Specific
<b>Pupils Assigned (Under 50 Yrs) K-6:</b>	71	<b>Pupils Assigned (Over 50 Yrs) K-6:</b>	30
<b>7-8:</b>		<b>7-8:</b>	
<b>9-12:</b>		<b>9-12:</b>	
<b>Non-Severe:</b>		<b>Non-Severe:</b>	
<b>Severe:</b>		<b>Severe:</b>	
<b>Financial Hardship Requested:</b>	No	<b>Recommended Acres:</b>	12.4
<b>Alternative Education School:</b>	No	<b>Existing Acres:</b>	6.1

**ADJUSTED GRANT DATA**

Modernization Grant – Under 50 Yrs	\$336,611.00
Modernization Grant – Over 50 Yrs	197,580.00
Small Size Project	21,368.00
Urban/Security/Impacted Site	103,326.00
Accessibility/Fire Code Req.	16,026.00
<b>Total State Share (60%)</b>	<b>674,911.00</b>
<b>District Share (40%)</b>	<b>449,941.00</b>
<b>Total Project Cost</b>	<b>\$1,124,852.00</b>

**PROJECT FINANCING**

<b><u>State Share</u></b>	
<b>This Project</b>	\$674,911.00
<b><u>District Share</u></b>	
<b>Cash Contribution</b>	449,941.00
<b>Financial Hardship</b>	
<b>Total Project Cost</b>	<b>\$1,124,852.00</b>

**HISTORY OF PROJECT COST AND APPORTIONMENT**

	<b>Fund Code</b>	<b>Proposition</b>	<b>Previously Authorized</b>	<b>Authorized This Action</b>	<b>Unfunded Approval This Action</b>
<b><u>State Share</u></b>					
Modernization/Additional Grant	957-570	1D		\$674,911.00	\$674,911.00
<b><u>District Share</u></b>					
<b>Cash Contribution</b>				449,941.00	
<b>Total</b>				<b>\$1,124,852.00</b>	<b>\$674,911.00</b>

**Funding Source(s): Proposition 1D Bonds/2006-Nov.**

Pursuant to the Board's action on March 11, 2009, this application has been approved and placed on the Unfunded List (Lack of AB 55 Loans). This approval does not constitute a guarantee or commitment of future State funding.

The District shall ensure that it is in compliance with all applicable laws, regulations and certifications it made on the program forms.

Based on the Board's action on June 5, 2017, this project is subject to the Grant Agreement submittal pursuant to School Facility Program Regulation Section 1859.90.4.

The District is responsible for ensuring that the project is compliant with Prevailing Wage Monitoring and/or Labor Compliance Program requirements at the time construction contracts are executed and/or construction commenced.

**SCHOOL DISTRICT DATA**

**Application No:** 57/64733-10-003  
**School District:** Los Angeles Unified

**County:** Los Angeles  
**School Name:** Alta Loma Elementary

**PROJECT DATA**

<b>Type of Project:</b>	Elementary School	<b>Application Filing Basis:</b>	Site Specific
<b>Pupils Assigned (Under 50 Yrs) K-6:</b>	23	<b>Pupils Assigned (Over 50 Yrs) K-6:</b>	76
<b>7-8:</b>		<b>7-8:</b>	
<b>9-12:</b>		<b>9-12:</b>	
<b>Non-Severe:</b>		<b>Non-Severe:</b>	1
<b>Severe:</b>		<b>Severe:</b>	1
<b>Financial Hardship Requested:</b>	No	<b>Recommended Acres:</b>	10.2
<b>Alternative Education School:</b>	No	<b>Existing Acres:</b>	3.7

**ADJUSTED GRANT DATA**

Modernization Grant – Under 50 Yrs	\$109,043.00
Modernization Grant – Over 50 Yrs	535,567.00
Small Size Project	25,784.00
Urban/Security/Impacted Site	153,524.00
Accessibility/Fire Code Req.	19,338.00
<b>Total State Share (60%)</b>	<b>843,256.00</b>
<b>District Share (40%)</b>	<b>562,171.00</b>
<b>Total Project Cost</b>	<b>\$1,405,427.00</b>

**PROJECT FINANCING**

<b><u>State Share</u></b>	
<b>This Project</b>	\$843,256.00
<b><u>District Share</u></b>	
<b>Cash Contribution</b>	\$562,171.00
<b>Financial Hardship</b>	
<b>Total Project Cost</b>	<b>\$1,405,427.00</b>

**HISTORY OF PROJECT COST AND APPORTIONMENT**

	<b>Fund Code</b>	<b>Proposition</b>	<b>Previously Authorized</b>	<b>Authorized This Action</b>	<b>Unfunded Approval This Action</b>
<b><u>State Share</u></b>					
Modernization/Additional Grant	951-570	51		\$843,256.00	\$843,256.00
<b><u>District Share</u></b>					
Cash Contribution				562,171.00	
<b>Total</b>				<b>\$1,405,427.00</b>	<b>\$843,256.00</b>

**Funding Source(s): Proposition 51 Bonds/2016-Nov.**

Pursuant to the Board's action on March 11, 2009, this application has been approved and placed on the Unfunded List (Lack of AB 55 Loans). This approval does not constitute a guarantee or commitment of future State funding.

The District shall ensure that it is in compliance with all applicable laws, regulations and certifications it made on the program forms.

Based on the Board's action on June 5, 2017, this project is subject to the Grant Agreement submittal pursuant to School Facility Program Regulation Section 1859.90.4.

The District is responsible for ensuring that the project is compliant with Prevailing Wage Monitoring and/or Labor Compliance Program requirements at the time construction contracts are executed and/or construction commenced.

**SCHOOL DISTRICT DATA**

Application No: 57/68098-00-014

County: San Diego

School District: Escondido Union Elementary

School Name: Mission Middle

**PROJECT DATA**

Type of Project:	Middle School	Application Filing Basis:	Site Specific
Pupils Assigned (Under 50 Yrs) K-6:			
7-8:	567		
9-12:			
Non-Severe:	26		
Severe:			
Financial Hardship Requested:	No	Recommended Acres:	21.9
Alternative Education School:	No	Existing Acres:	15.16

**ADJUSTED GRANT DATA**

Modernization Grant – Under 50 Yrs	\$3,105,772.00
Fire Detection Alarm	94,702.00
Accessibility/Fire Code Req.	93,173.00
Total State Share (60%)	3,293,647.00
District Share (40%)	2,195,765.00
Total Project Cost	<b>\$5,489,412.00</b>

**PROJECT FINANCING**

<b><u>State Share</u></b>	
This Project	\$3,293,647.00
<b><u>District Share</u></b>	
Cash Contribution	2,195,765.00
Financial Hardship	
Total Project Cost	<b>\$5,489,412.00</b>

**HISTORY OF PROJECT COST AND APPORTIONMENT**

	Fund Code	Proposition	Previously Authorized	Authorized This Action	Unfunded Approval This Action
<b><u>State Share</u></b>					
Modernization/Additional Grant	951-570	51		\$3,293,647.00	\$3,293,647.00
<b><u>District Share</u></b>					
Cash Contribution				2,195,765.00	
Total				<b>\$5,489,412.00</b>	<b>\$3,293,647.00</b>

**Funding Source(s): Proposition 51 Bonds/2016-Nov.**

Pursuant to the Board's action on March 11, 2009, this application has been approved and placed on the Unfunded List (Lack of AB 55 Loans). This approval does not constitute a guarantee or commitment of future State funding.

The District shall ensure that it is in compliance with all applicable laws, regulations and certifications it made on the program forms.

Based on the Board's action on June 5, 2017, this project is subject to the Grant Agreement submittal pursuant to School Facility Program Regulation Section 1859.90.4.

The District is responsible for ensuring that the project is compliant with Prevailing Wage Monitoring and/or Labor Compliance Program requirements at the time construction contracts are executed and/or construction commenced.

**SCHOOL DISTRICT DATA**

<b>Application No:</b>	50/65862-00-002	<b>County:</b>	Merced
<b>School District:</b>	Weaver Union Elementary	<b>School Name:</b>	Weaver Middle

**PROJECT DATA**

<b>Type of Project:</b>	Middle School
<b>Pupils Assigned</b>	<b>K-6:</b>
	<b>7-8:</b> 324
	<b>9-12:</b>
<b>Non-Severe:</b>	
<b>Severe:</b>	
<b>Application Filing Basis:</b>	District Wide
<b>Number of Classrooms:</b>	12
<b>Master Acres:</b>	18.1
<b>Existing Acres:</b>	17.6
<b>Proposed Acres:</b>	
<b>Recommended Acres:</b>	15
<b>Facility Hardship (a):</b>	No
<b>Financial Hardship Requested:</b>	No
<b>Alternative Education School:</b>	No
<b>Addition to Existing Site:</b>	Yes

**ADJUSTED GRANT DATA**

<b>New Construction Grant</b>	\$4,266,756.00
<b>Fire Detection Alarm</b>	6,480.00
<b>Service Site</b>	245,709.00
<b>Off-Site</b>	31,628.00
<b>Utilities</b>	172,714.00
<b>Total State Share (50%)</b>	4,723,287.00
<b>District Share (50%)</b>	4,723,287.00
<b>Total Project Cost</b>	<b>\$9,446,574.00</b>

**PROJECT FINANCING**

<b><u>State Share</u></b>	
<b>This Project</b>	\$4,723,287.00
<b><u>District Share</u></b>	
<b>Cash Contribution</b>	4,723,287.00
<b>Financial Hardship</b>	
<b>Total Project Cost</b>	<b>\$9,446,574.00</b>

**HISTORY OF PROJECT COST AND APPORTIONMENT**

	<b>Fund Code</b>	<b>Proposition</b>	<b>Previously Authorized</b>	<b>Authorized This Action</b>	<b>Unfunded Approval This Action</b>
<b><u>State Share</u></b>					
<b>New Construction/Additional Grant</b>	<b>951-500</b>	<b>51</b>		\$4,723,287.00	\$4,723,287.00
<b><u>District Share</u></b>					
<b>Cash Contribution</b>				4,723,287.00	
<b>Total</b>				<b>\$9,446,574.00</b>	<b>\$4,723,287.00</b>

**Funding Source(s): Proposition 51 Bonds/2016-Nov.**

Pursuant to the Board's action on March 11, 2009, this application has been approved and placed on the Unfunded List (Lack of AB 55 Loans). This approval does not constitute a guarantee or commitment of future State funding.

The District shall ensure that it is in compliance with all applicable laws, regulations and certifications it made on the program forms.

Based on the Board's action on June 5, 2017, this project is subject to the Grant Agreement submittal pursuant to School Facility Program Regulation Section 1859.90.4.

The District is responsible for ensuring that the project is compliant with Prevailing Wage Monitoring and/or Labor Compliance Program requirements at the time construction contracts are executed and/or construction commenced.



**SCHOOL DISTRICT DATA**

<b>Application No:</b>	57/65862-00-002	<b>County:</b>	Merced
<b>School District:</b>	Weaver Union Elementary	<b>School Name:</b>	Weaver Middle

**PROJECT DATA**

<b>Type of Project:</b>	Middle School	<b>Application Filing Basis:</b>	Site Specific
<b>Pupils Assigned (Under 50 Yrs) K-6:</b>		<b>Pupils Assigned (Over 50 Yrs) K-6:</b>	
7-8:		7-8:	367
9-12:		9-12:	
<b>Non-Severe:</b>		<b>Non-Severe:</b>	9
<b>Severe:</b>		<b>Severe:</b>	
<b>Financial Hardship Requested:</b>	No	<b>Recommended Acres:</b>	14
<b>Alternative Education School:</b>	No	<b>Existing Acres:</b>	17.6

**ADJUSTED GRANT DATA**

Modernization Grant - Over 50 Yrs	\$2,682,864.00
Fire Detection Alarm	59,074.00
Accessibility/Fire Code Req.	80,486.00
<b>Total State Share (60%)</b>	<b>2,822,424.00</b>
<b>District Share (40%)</b>	<b>1,881,616.00</b>
<b>Total Project Cost</b>	<b><u>\$4,704,040.00</u></b>

**PROJECT FINANCING**

<b><u>State Share</u></b>	
<b>This Project</b>	\$2,822,424.00
<b><u>District Share</u></b>	
<b>Cash Contribution</b>	1,881,616.00
<b>Financial Hardship</b>	
<b>Total Project Cost</b>	<b><u>\$4,704,040.00</u></b>

**HISTORY OF PROJECT COST AND APPORTIONMENT**

	<b>Fund Code</b>	<b>Proposition</b>	<b>Previously Authorized</b>	<b>Authorized This Action</b>	<b>Unfunded Approval This Action</b>
<b><u>State Share</u></b>					
Modernization/Additional Grant	951-570	51		\$2,822,424.00	\$2,822,424.00
<b><u>District Share</u></b>					
Cash Contribution				1,881,616.00	
<b>Total</b>				<b><u>\$4,704,040.00</u></b>	<b><u>\$2,822,424.00</u></b>

**Funding Source(s): Proposition 51 Bonds/2016-Nov.**

Pursuant to the Board's action on March 11, 2009, this application has been approved and placed on the Unfunded List (Lack of AB 55 Loans). This approval does not constitute a guarantee or commitment of future State funding.

The District shall ensure that it is in compliance with all applicable laws, regulations and certifications it made on the program forms.

Based on the Board's action on June 5, 2017, this project is subject to the Grant Agreement submittal pursuant to School Facility Program Regulation Section 1859.90.4.

The District is responsible for ensuring that the project is compliant with Prevailing Wage Monitoring and/or Labor Compliance Program requirements at the time construction contracts are executed and/or construction commenced.

**SCHOOL DISTRICT DATA**

<b>Application No:</b>	50/63131-00-007	<b>County:</b>	Imperial
<b>School District:</b>	Heber Elementary	<b>School Name:</b>	Heber Junior High

**PROJECT DATA**

<b>Type of Project:</b>	Middle School
<b>Pupils Assigned</b>	
<b>K-6:</b>	100
<b>7-8:</b>	89
<b>9-12:</b>	
<b>Non-Severe:</b>	
<b>Severe:</b>	
<b>Application Filing Basis:</b>	District Wide
<b>Number of Classrooms:</b>	2
<b>Master Acres:</b>	8.1
<b>Existing Acres:</b>	14.4
<b>Proposed Acres:</b>	
<b>Recommended Acres:</b>	8.1
<b>Facility Hardship (a):</b>	No
<b>Financial Hardship Requested:</b>	No
<b>Alternative Education School:</b>	No
<b>Addition to Existing Site:</b>	Yes

**ADJUSTED GRANT DATA**

<b>New Construction Grant</b>	\$2,417,141.00
<b>Project Assistance</b>	7,615.00
<b>Fire Detection Alarm</b>	3,280.00
<b>Small Size Project</b>	290,057.00
<b>Service Site</b>	101,638.00
<b>Utilities</b>	60,915.00
<b>Geographic Index Factor – 5%</b>	135,524.00
<b>Total State Share (50%)</b>	3,016,170.00
<b>District Share (50%)</b>	3,016,170.00
<b>Total Project Cost</b>	<b>\$6,032,340.00</b>

**PROJECT FINANCING**

<b><u>State Share</u></b>	
<b>This Project</b>	\$3,016,170.00
<b><u>District Share</u></b>	
<b>Cash Contribution</b>	3,016,170.00
<b>Financial Hardship</b>	
<b>Total Project Cost</b>	<b>\$6,032,340.00</b>

**HISTORY OF PROJECT COST AND APPORTIONMENT**

	<b>Fund Code</b>	<b>Proposition</b>	<b>Previously Authorized</b>	<b>Authorized This Action</b>	<b>Unfunded Approval This Action</b>
<b><u>State Share</u></b>					
<b>New Construction/Additional Grant</b>	<b>951-500</b>	<b>51</b>		\$3,016,170.00	\$3,016,170.00
<b><u>District Share</u></b>					
<b>Cash Contribution</b>				3,016,170.00	
<b>Total</b>				<b>\$6,032,340.00</b>	<b>\$3,016,170.00</b>

**Funding Source(s): Proposition 51 Bonds/2016-Nov.**

Pursuant to the Board's action on March 11, 2009, this application has been approved and placed on the Unfunded List (Lack of AB 55 Loans). This approval does not constitute a guarantee or commitment of future State funding.

The District shall ensure that it is in compliance with all applicable laws, regulations and certifications it made on the program forms.

Based on the Board's action on June 5, 2017, this project is subject to the Grant Agreement submittal pursuant to School Facility Program Regulation Section 1859.90.4.

The District is responsible for ensuring that the project is compliant with Prevailing Wage Monitoring and/or Labor Compliance Program requirements at the time construction contracts are executed and/or construction commenced.

**SCHOOL DISTRICT DATA**

**Application No:** 57/64733-00-634  
**School District:** Los Angeles Unified

**County:** Los Angeles  
**School Name:** Capistrano Avenue Elementary

**PROJECT DATA**

<b>Type of Project:</b>	Elementary School	<b>Application Filing Basis:</b>	Site Specific
<b>Pupils Assigned (Under 50 Yrs) K-6:</b>		<b>Pupils Assigned (Over 50 Yrs) K-6:</b>	125
<b>7-8:</b>		<b>7-8:</b>	
<b>9-12:</b>		<b>9-12:</b>	
<b>Non-Severe:</b>		<b>Non-Severe:</b>	4
<b>Severe:</b>		<b>Severe:</b>	
<b>Financial Hardship Requested:</b>	No	<b>Recommended Acres:</b>	11.1
<b>Alternative Education School:</b>	No	<b>Existing Acres:</b>	6.56

**ADJUSTED GRANT DATA**

Modernization Grant – Over 50 Yrs	\$879,402.00
Small Size Project	35,176.00
Urban/Security/Impacted Site	139,930.00
Accessibility/Fire Code Req.	26,382.00
<b>Total State Share (60%)</b>	<b>1,080,890.00</b>
<b>District Share (40%)</b>	<b>720,593.00</b>
<b>Total Project Cost</b>	<b>\$1,801,483.00</b>

**PROJECT FINANCING**

<b><u>State Share</u></b>	
<b>This Project</b>	\$1,080,890.00
<b><u>District Share</u></b>	
<b>Cash Contribution</b>	720,593.00
<b>Financial Hardship</b>	
<b>Total Project Cost</b>	<b>\$1,801,483.00</b>

**HISTORY OF PROJECT COST AND APPORTIONMENT**

	<b>Fund Code</b>	<b>Proposition</b>	<b>Previously Authorized</b>	<b>Authorized This Action</b>	<b>Unfunded Approval This Action</b>
<b><u>State Share</u></b>					
Modernization/Additional Grant	951-570	51		\$1,080,890.00	\$1,080,890.00
<b><u>District Share</u></b>					
Cash Contribution				720,593.00	
<b>Total</b>				<b>\$1,801,483.00</b>	<b>\$1,080,890.00</b>

**Funding Source(s): Proposition 51 Bonds/2016-Nov.**

Pursuant to the Board's action on March 11, 2009, this application has been approved and placed on the Unfunded List (Lack of AB 55 Loans). This approval does not constitute a guarantee or commitment of future State funding.

The District shall ensure that it is in compliance with all applicable laws, regulations and certifications it made on the program forms.

Based on the Board's action on June 5, 2017, this project is subject to the Grant Agreement submittal pursuant to School Facility Program Regulation Section 1859.90.4.

The District is responsible for ensuring that the project is compliant with Prevailing Wage Monitoring and/or Labor Compliance Program requirements at the time construction contracts are executed and/or construction commenced.

**SCHOOL DISTRICT DATA**

<b>Application No:</b>	57/66597-00-042	<b>County:</b>	Orange
<b>School District:</b>	Newport-Mesa Unified	<b>School Name:</b>	Andersen (Roy O.) Elementary

**PROJECT DATA**

<b>Type of Project:</b>	Elementary School	<b>Application Filing Basis:</b>	Site Specific
<b>Pupils Assigned (Under 50 Yrs) K-6:</b>			
<b>7-8:</b>			
<b>9-12:</b>			
<b>Non-Severe:</b>	24		
<b>Severe:</b>	5		
<b>Financial Hardship Requested:</b>	No	<b>Recommended Acres:</b>	9.6
<b>Alternative Education School:</b>	No	<b>Existing Acres:</b>	8.17

**ADJUSTED GRANT DATA**

Modernization Grant - Over 50 Yrs	\$318,166.00
Small Size Project	38,180.00
Accessibility/Fire Code Req.	9,545.00
<b>Total State Share (60%)</b>	<b>365,891.00</b>
<b>District Share (40%)</b>	<b>243,927.00</b>
<b>Total Project Cost</b>	<b>\$609,818.00</b>

**PROJECT FINANCING**

<b><u>State Share</u></b>	
<b>This Project</b>	\$365,891.00
<b><u>District Share</u></b>	
<b>Cash Contribution</b>	243,927.00
<b>Financial Hardship</b>	
<b>Total Project Cost</b>	<b>\$609,818.00</b>

**HISTORY OF PROJECT COST AND APPORTIONMENT**

	<b>Fund Code</b>	<b>Proposition</b>	<b>Previously Authorized</b>	<b>Authorized This Action</b>	<b>Unfunded Approval This Action</b>
<b><u>State Share</u></b>					
Modernization/Additional Grant	951-570	51		\$365,891.00	\$365,891.00
<b><u>District Share</u></b>					
<b>Cash Contribution</b>				243,927.00	
<b>Total</b>				<b>\$609,818.00</b>	<b>\$365,891.00</b>

**Funding Source(s): Proposition 51 Bonds/2016-Nov.**

Pursuant to the Board's action on March 11, 2009, this application has been approved and placed on the Unfunded List (Lack of AB 55 Loans). This approval does not constitute a guarantee or commitment of future State funding.

The District shall ensure that it is in compliance with all applicable laws, regulations and certifications it made on the program forms.

Based on the Board's action on June 5, 2017, this project is subject to the Grant Agreement submittal pursuant to School Facility Program Regulation Section 1859.90.4.

The District is responsible for ensuring that the project is compliant with Prevailing Wage Monitoring and/or Labor Compliance Program requirements at the time construction contracts are executed and/or construction commenced.

**SCHOOL DISTRICT DATA**

**Application No:** 57/67918-00-006  
**School District:** Victor Elementary

**County:** San Bernardino  
**School Name:** Village Elementary

**PROJECT DATA**

<b>Type of Project:</b>	Elementary School	<b>Application Filing Basis:</b>	Site Specific
<b>Pupils Assigned (Under 50 Yrs) K-6:</b>	63	<b>Pupils Assigned (Over 50 Yrs) K-6:</b>	28
<b>7-8:</b>		<b>7-8:</b>	
<b>9-12:</b>		<b>9-12:</b>	
<b>Non-Severe:</b>	19	<b>Non-Severe:</b>	7
<b>Severe:</b>		<b>Severe:</b>	
<b>Financial Hardship Requested:</b>	No	<b>Recommended Acres:</b>	15
<b>Alternative Education School:</b>	No	<b>Existing Acres:</b>	8.64

**ADJUSTED GRANT DATA**

Modernization Grant - Under 50 Yrs	\$490,754.00
Modernization Grant - Over 50 Yrs	282,674.00
Prevailing Wage Monitoring	1,432.00
Small Size Project	30,937.00
Urban/Security/Impacted Site	127,083.00
Accessibility/Fire Code Req.	23,203.00
<b>Total State Share (60%)</b>	<b>956,083.00</b>
<b>District Share (40%)</b>	<b>637,389.00</b>
<b>Total Project Cost</b>	<b>\$1,593,472.00</b>

**PROJECT FINANCING**

<b><u>State Share</u></b>	
<b>This Project</b>	\$956,083.00
<b><u>District Share</u></b>	
<b>Cash Contribution</b>	637,389.00
<b>Financial Hardship</b>	
<b>Total Project Cost</b>	<b>\$1,593,472.00</b>

**HISTORY OF PROJECT COST AND APPORTIONMENT**

	<b>Fund Code</b>	<b>Proposition</b>	<b>Previously Authorized</b>	<b>Authorized This Action</b>	<b>Unfunded Approval This Action</b>
<b><u>State Share</u></b>					
Modernization/Additional Grant	951-570	51		\$956,083.00	\$956,083.00
<b><u>District Share</u></b>					
Cash Contribution				637,389.00	
<b>Total</b>				<b>\$1,593,472.00</b>	<b>\$956,083.00</b>

**Funding Source(s): Proposition 51 Bonds/2016-Nov.**

Pursuant to the Board's action on March 11, 2009, this application has been approved and placed on the Unfunded List (Lack of AB 55 Loans). This approval does not constitute a guarantee or commitment of future State funding.

The District shall ensure that it is in compliance with all applicable laws, regulations and certifications it made on the program forms.

Based on the Board's action on June 5, 2017, this project is subject to the Grant Agreement submittal pursuant to School Facility Program Regulation Section 1859.90.4.

The District is responsible for ensuring that the project is compliant with Prevailing Wage Monitoring and/or Labor Compliance Program requirements at the time construction contracts are executed and/or construction commenced.

**SCHOOL DISTRICT DATA**

**Application No:** 57/70516-00-003  
**School District:** Yreka Union High

**County:** Siskiyou  
**School Name:** Yreka High

**PROJECT DATA**

<b>Type of Project:</b>	High School	<b>Application Filing Basis:</b>	Site Specific
<b>Pupils Assigned (Under 50 Yrs) K-6:</b>		<b>Pupils Assigned (Over 50 Yrs) K-6:</b>	
7-8:		7-8:	
9-12:	78	9-12:	23
<b>Non-Severe:</b>		<b>Non-Severe:</b>	
<b>Severe:</b>		<b>Severe:</b>	
<b>Financial Hardship Requested:</b>	No	<b>Recommended Acres:</b>	27.4
<b>Alternative Education School:</b>	No	<b>Existing Acres:</b>	40

**ADJUSTED GRANT DATA**

Modernization Grant - Under 50 Yrs	\$512,070.00
Modernization Grant - Over 50 Yrs	209,737.00
Project Assistance	4,061.00
Fire Detection Alarm	15,554.00
Geographic Index Factor – 5%	39,394.00
Small Size Project	28,872.00
Accessibility/Fire Code Req.	21,654.00
<b>Total State Share (60%)</b>	<b>831,342.00</b>
<b>District Share (40%)</b>	<b>554,228.00</b>

<b>Total Project Cost</b>	<b>\$1,385,570.00</b>
---------------------------	-----------------------

**PROJECT FINANCING**

<b><u>State Share</u></b>	
<b>This Project</b>	\$831,342.00
<b><u>District Share</u></b>	
<b>Cash Contribution</b>	554,228.00
<b>Financial Hardship</b>	
<b>Total Project Cost</b>	<b>\$1,385,570.00</b>

**HISTORY OF PROJECT COST AND APPORTIONMENT**

	<b>Fund Code</b>	<b>Proposition</b>	<b>Previously Authorized</b>	<b>Authorized This Action</b>	<b>Unfunded Approval This Action</b>
<b><u>State Share</u></b>					
Modernization/Additional Grant	951-570	51		\$831,342.00	\$831,342.00
<b><u>District Share</u></b>					
<b>Cash Contribution</b>				554,228.00	
<b>Total</b>				<b>\$1,385,570.00</b>	<b>\$831,342.00</b>

**Funding Source(s): Proposition 51 Bonds/2016-Nov.**

Pursuant to the Board's action on March 11, 2009, this application has been approved and placed on the Unfunded List (Lack of AB 55 Loans). This approval does not constitute a guarantee or commitment of future State funding.

The District shall ensure that it is in compliance with all applicable laws, regulations and certifications it made on the program forms.

Based on the Board's action on June 5, 2017, this project is subject to the Grant Agreement submittal pursuant to School Facility Program Regulation Section 1859.90.4.

The District is responsible for ensuring that the project is compliant with Prevailing Wage Monitoring and/or Labor Compliance Program requirements at the time construction contracts are executed and/or construction commenced.

**SCHOOL DISTRICT DATA**

<b>Application No:</b>	50/64998-00-019	<b>County:</b>	Los Angeles
<b>School District:</b>	Saugus Union Elementary	<b>School Name:</b>	West Creek Elementary

**PROJECT DATA**

<b>Type of Project:</b>	Elementary School
<b>Pupils Assigned</b>	<b>K-6:</b> 215
	<b>7-8:</b>
	<b>9-12:</b>
<b>Non-Severe:</b>	
<b>Severe:</b>	
<b>Application Filing Basis:</b>	District Wide
<b>Number of Classrooms:</b>	10
<b>Master Acres:</b>	17.7
<b>Existing Acres:</b>	9.8
<b>Proposed Acres:</b>	
<b>Recommended Acres:</b>	17.4
<b>Facility Hardship (a):</b>	No
<b>Financial Hardship Requested:</b>	No
<b>Alternative Education School:</b>	No
<b>Addition to Existing Site:</b>	Yes

**ADJUSTED GRANT DATA**

<b>New Construction Grant</b>	\$2,676,965.00
<b>Fire Detection Alarm</b>	3,225.00
<b>Sprinkler System</b>	44,935.00
<b>Multi-Level Constr. – 10 Crs.</b>	321,236.00
<b>Urban/Security/Impacted Site</b>	516,353.00
<b>Total State Share (50%)</b>	3,562,714.00
<b>District Share (50%)</b>	3,562,714.00
<b>Total Project Cost</b>	<b>\$7,125,428.00</b>

**PROJECT FINANCING**

<b><u>State Share</u></b>	
<b>This Project</b>	\$3,562,714.00
<b><u>District Share</u></b>	
<b>Cash Contribution</b>	3,562,714.00
<b>Financial Hardship</b>	
<b>Total Project Cost</b>	<b>\$7,125,428.00</b>

**HISTORY OF PROJECT COST AND APPORTIONMENT**

	<b>Fund Code</b>	<b>Proposition</b>	<b>Previously Authorized</b>	<b>Authorized This Action</b>	<b>Unfunded Approval This Action</b>
<b><u>State Share</u></b>					
<b>New Construction/Additional Grant</b>	<b>951-500</b>	<b>51</b>		\$3,562,714.00	\$3,562,714.00
<b><u>District Share</u></b>					
<b>Cash Contribution</b>				3,562,714.00	
<b>Total</b>				<b>\$7,125,428.00</b>	<b>\$3,562,714.00</b>

**Funding Source(s): Proposition 51 Bonds/2016-Nov.**

Pursuant to the Board's action on March 11, 2009, this application has been approved and placed on the Unfunded List (Lack of AB 55 Loans). This approval does not constitute a guarantee or commitment of future State funding.

The District shall ensure that it is in compliance with all applicable laws, regulations and certifications it made on the program forms.

Based on the Board's action on June 5, 2017, this project is subject to the Grant Agreement submittal pursuant to School Facility Program Regulation Section 1859.90.4.

The District is responsible for ensuring that the project is compliant with Prevailing Wage Monitoring and/or Labor Compliance Program requirements at the time construction contracts are executed and/or construction commenced.

**SCHOOL DISTRICT DATA**

**Application No:** 54/67199-00-002  
**School District:** Perris Elementary

**County:** Riverside  
**Charter School:** Innovative Horizons  
**School Name:** Innovative Horizons

**PROJECT DATA**

**Type of Project:** Elementary School  
**Pupils Assigned**  
     **K-6:** 25  
     **7-8:**  
     **9-12:**  
     **Non-Severe:**  
     **Severe:**  
     **Non-Toilet sq.ft.:**  
     **Toilet sq.ft.:**  
**Application Filing Basis:** District is Applicant  
**Number of Classrooms:** 1  
**Master Plan Acres:** 18  
**Existing Acres:** 10  
**Proposed Acres:**  
**Recommended Acres:** 11.9  
**Alternative Education School:** No  
**Addition to Existing Site:** No

**ADJUSTED GRANT DATA**

<b>Charter School Base Grant</b>	\$311,275.00
<b>Fire Alarm</b>	375.00
<b>Service Site</b>	540,273.00
<b>Utilities</b>	61,589.00
<b>Total State Share (50%)</b>	913,512.00
<b>CSFA Lease-Payment Amount</b>	0.00
<b>Charter School Cash Contribution</b>	913,512.00
<b>Total Project Cost</b>	<b>\$1,827,024.00</b>

**PROJECT FINANCING**

<b>State Share</b>	
<b>This Project</b>	\$913,512.00
<b>District Share</b>	
<b>CSFA Lease Amount</b>	
<b>Cash Contribution</b>	913,512.00
<b>Total Project Cost</b>	<b>\$1,827,024.00</b>

**HISTORY OF PROJECT COST AND APPORTIONMENT**

	<b>Fund Code</b>	<b>Proposition</b>	<b>Preliminary Apportionment</b>	<b>Preliminary Apportionment This Action</b>	<b>Authorized This Action</b>	<b>Unfunded Approval This Action</b>
<b><u>State Share</u></b>						
<b>Charter School Grant</b>	<b>951-540</b>	<b>51</b>	\$1,005,019.20	\$(1,005,019.20)	\$801,843.20	\$801,843.20
<b>Charter School Grant</b>	<b>051-540</b>	<b>51</b>	111,668.80	(111,668.80)	111,668.80	
<b><u>District Share</u></b>						
<b>Cash Contribution</b>			1,116,688.00	(1,116,688.00)	913,512.00	
<b>Total</b>			<b>\$2,233,376.00</b>	<b>\$(2,233,376.00)</b>	<b>\$1,827,024.00</b>	<b>\$801,843.20</b>

**Funding Source(s): Proposition 51 Bonds/2016-Nov.**

Pursuant to the Board's action on March 11, 2009, this application has been approved and placed on the Unfunded List (Lack of AB 55 Loans). This approval does not constitute a guarantee or commitment of future State funding.

The Applicant shall ensure that it is in compliance with all applicable laws, regulations and certifications it made on the program forms.

Based on the Board's action on June 5, 2017, this project is subject to the Grant Agreement submittal pursuant to School Facility Program Regulation Section 1859.90.4.

The Applicant is responsible for ensuring that the project is compliant with Prevailing Wage Monitoring and/or Labor Compliance Program requirements at the time construction contracts are executed and/or construction commenced.

The Applicant previously received \$111,668.80 for advance design costs.



**SCHOOL DISTRICT DATA**

Application No: 54/61424-00-005  
School District: Chico Unified

County: Butte  
Charter School: Nord Country School  
School Name: Nord Country School

**PROJECT DATA**

Type of Project: Elementary School  
Pupils Assigned K-6:  
7-8:  
9-12:  
Non-Severe:  
Severe:  
Non-Toilet sq.ft.: 1,710  
Toilet sq.ft.:  
Application Filing Basis: Charter School  
Number of Classrooms: 2  
Master Plan Acres:  
Existing Acres: 5  
Proposed Acres:  
Recommended Acres: 6.4  
Alternative Education School: No  
Addition to Existing Site: No

**ADJUSTED GRANT DATA**

Charter School Base Grant	\$348,840.00
Accessibility/Fire Code	10,465.00
Small Size	41,861.00
Total State Share (50%)	\$401,166.00
CSFA Lease-Payment Amount	401,166.00
Charter School Cash Contribution	\$0.00
Total Project Cost	<b>\$802,332.00</b>

**PROJECT FINANCING**

<b><u>State Share</u></b>	
This Project	\$401,166.00
<b><u>District Share</u></b>	
CSFA Lease Amount	401,166.00
Cash Contribution	\$0.00
Total Project Cost	<b>\$802,332.00</b>

**HISTORY OF PROJECT COST AND APPORTIONMENT**

	Fund Code	Proposition	Preliminary Apportionment	Preliminary Apportionment This Action	Authorized This Action	Unfunded Approval This Action
<b><u>State Share</u></b>						
Charter School Grant	957-540	1D	\$249,318.00	(\$249,318.00)	\$373,464.00	\$373,464.00
Charter School Grant	057-540	1D	27,702.00	(27,702.00)	27,702.00	
<b><u>District Share</u></b>						
CSFP Lease Amount	957-540	1D	249,318.00	(249,318.00)	373,464.00	373,464.00
CSFP Lease Amount	057-540	1D	27,702.00	(27,702.00)	27,702.00	
<b>Total</b>			<b>\$554,040.00</b>	<b>(\$554,040.00)</b>	<b>\$802,332.00</b>	<b>\$746,928.00</b>

**Funding Source(s): Proposition 1D Bonds/2006-Nov.**

Pursuant to the Board's action on March 11, 2009, this application has been approved and placed on the Unfunded List (Lack of AB 55 Loans). This approval does not constitute a guarantee or commitment of future State funding.

The Applicant shall ensure that it is in compliance with all applicable laws, regulations and certifications it made on the program forms.

Based on the Board's action on June 5, 2017, this project is subject to the Grant Agreement submittal pursuant to School Facility Program Regulation Section 1859.90.4.

The Applicant is responsible for ensuring that the project is compliant with Prevailing Wage Monitoring and/or Labor Compliance Program requirements at the time construction contracts are executed and/or construction commenced.

The Charter School previously received \$55,404 for advance design funding.

**SCHOOL DISTRICT DATA**

**Application No:** 50/68049-00-001  
**School District:** Dehesa

**County:** San Diego  
**School Name:** Dehesa Elementary

**PROJECT DATA**

**Type of Project:** Elementary School  
**Pupils Assigned**      **K-6:** 114  
                                  **7-8:**  
                                  **9-12:**  
**Non-Severe:**  
**Severe:**  
**Application Filing Basis:** District Wide  
**Number of Classrooms:** 6  
**Master Acres:** 10.4  
**Existing Acres:** 4.57  
**Proposed Acres:**  
**Recommended Acres:** 10.4  
**Facility Hardship (a):** No  
**Financial Hardship Requested:** No  
**Alternative Education School:** No  
**Addition to Existing Site:** Yes

**ADJUSTED GRANT DATA**

<b>New Construction Grant</b>	\$1,390,458.00
<b>Project Assistance</b>	7,460.00
<b>Fire Detection Alarm</b>	1,710.00
<b>Service Site</b>	163,241.00
<b>Utilities</b>	34,794.00
<b>Small Size Project</b>	55,618.00
<b>Total State Share (50%)</b>	1,653,281.00
<b>District Share (50%)</b>	1,653,281.00
<b>Total Project Cost</b>	<b>\$3,306,563.00</b>

**PROJECT FINANCING**

<b><u>State Share</u></b>	
<b>This Project</b>	\$1,653,281.00
<b><u>District Share</u></b>	
<b>Cash Contribution</b>	1,653,281.00
<b>Financial Hardship</b>	
<b>Total Project Cost</b>	<b>\$3,306,563.00</b>

**HISTORY OF PROJECT COST AND APPORTIONMENT**

	<b>Fund Code</b>	<b>Proposition</b>	<b>Previously Authorized</b>	<b>Authorized This Action</b>	<b>Unfunded Approval This Action</b>
<b><u>State Share</u></b>					
<b>New Construction/Additional Grant</b>	951-500	51		\$1,653,281.00	\$1,653,281.00
<b><u>District Share</u></b>					
<b>Cash Contribution</b>				1,653,281.00	
<b>Total</b>				<b>\$3,306,563.00</b>	<b>\$1,653,281.00</b>

**Funding Source(s): Proposition 51 Bonds/2016-Nov.**

Pursuant to the Board's action on March 11, 2009, this application has been approved and placed on the Unfunded List (Lack of AB 55 Loans). This approval does not constitute a guarantee or commitment of future State funding.

The District shall ensure that it is in compliance with all applicable laws, regulations and certifications it made on the program forms.

Based on the Board's action on June 5, 2017, this project is subject to the Grant Agreement submittal pursuant to School Facility Program Regulation Section 1859.90.4.

The District is responsible for ensuring that the project is compliant with Prevailing Wage Monitoring and/or Labor Compliance Program requirements at the time construction contracts are executed and/or construction commenced.

This project is the result of the District's appeal approved at the June 24, 2020 State Allocation Board meeting.

**SCHOOL DISTRICT DATA**

Application No: 50/61499-00-002

County: Butte

School District: Manzanita Elementary

School Name: Manzanita Elementary

**PROJECT DATA**

Type of Project: Elementary School

Pupils Assigned K-6: 165

7-8: 18

9-12:

Non-Severe:

Severe:

Application Filing Basis: District Wide

Number of Classrooms: 8

Master Acres: 14.3

Existing Acres: 15.96

Proposed Acres:

Recommended Acres: 12.8

Facility Hardship (a): No

Financial Hardship Requested: Yes

Alternative Education School: No

Addition to Existing Site: Yes

**ADJUSTED GRANT DATA**

New Construction Grant	\$2,244,723.00
Project Assistance	7,460.00
Fire Detection Alarm	2,835.00
Service Site	307,052.00
Utilities	33,427.00
Total State Share (50%)	2,595,497.00
District Share (50%)	2,595,497.00
Total Project Cost	<b>\$5,190,994.00</b>

**PROJECT FINANCING**

<b><u>State Share</u></b>	
This Project	\$2,595,497.00
<b><u>District Share</u></b>	
Cash Contribution	1,450.00
Financial Hardship	2,594,047.00
Total Project Cost	<b>\$5,190,994.00</b>

**HISTORY OF PROJECT COST AND APPORTIONMENT**

	Fund Code	Proposition	Previously Authorized	Authorized This Action	State Apportionment This Action
<b><u>State Share</u></b>					
New Construction/Additional Grant	055-500	55	\$358,906.00		
New Construction/Additional Grant	051-500	51	2,236,591.00		
<b><u>District Share</u></b>					
Cash Contribution			281,374.00	\$(279,924.00)	
Financial Hardship	055-500	55	357,456.00		
Financial Hardship	051-500	51	1,956,667.00	279,924.00	\$279,924.00
Total			<b>\$5,190,994.00</b>	<b>\$0.00</b>	<b>\$279,924.00</b>

**Funding Source(s): Proposition 55 Bonds/2004-Mar.; Proposition 51 Bonds/2016-Nov.**

Pursuant to the Board's action on August 26, 2020, the District is required to submit a complete Fund Release Authorization (Form SAB 50-05) on or before November 24, 2020; otherwise, the apportionment will be rescinded without further Board action and will receive a new Unfunded Approval date of November 24, 2020.

The Form SAB 50-05 submittal must contain an original signature from a designated District Representative and must be physically received by the Office of Public School Construction at 707 Third Street, West Sacramento, CA 95605 prior to the close of business on November 24, 2020. The District shall ensure that it is in compliance with all applicable laws, regulations and certifications it made on the program forms.

Errors and Omissions: Staff is recommending an increase to the previously approved item dated May 27, 2020 for the Financial Hardship Grant.

Based on the Board's action on June 5, 2017, this project is subject to the Grant Agreement submittal pursuant to School Facility Program Regulation Section 1859.90.4.

The District is responsible for ensuring that the project is compliant with Prevailing Wage Monitoring and/or Labor Compliance Program requirements at the time construction contracts are executed and/or construction commenced.

**SCHOOL DISTRICT DATA**

**Application No:** 57/61499-00-001  
**School District:** Manzanita Elementary

**County:** Butte  
**School Name:** Manzanita Elementary

**PROJECT DATA**

<b>Type of Project:</b>	Elementary School	<b>Application Filing Basis:</b>	Site Specific
<b>Pupils Assigned (Under 50 Yrs)</b>		<b>Pupils Assigned (Over 50 Yrs)</b>	
<b>K-6:</b>	31	<b>K-6:</b>	162
<b>7-8:</b>	8	<b>7-8:</b>	42
<b>9-12:</b>		<b>9-12:</b>	
<b>Non-Severe:</b>		<b>Non-Severe:</b>	
<b>Severe:</b>		<b>Severe:</b>	
<b>Financial Hardship Requested:</b>	Yes	<b>Recommended Acres:</b>	8.9
<b>Alternative Education School:</b>	No	<b>Existing Acres:</b>	15.86

**ADJUSTED GRANT DATA**

Modernization Grant – Under 50 Yrs	\$183,260.00
Modernization Grant – Over 50 Yrs	1,331,832.00
Project Assistance	3,978.00
Fire Detection Alarm	36,693.00
Accessibility/Fire Code Req	45,453.00
<b>Total State Share (60%)</b>	<b>1,601,216.00</b>
<b>District Share (40%)</b>	<b>1,067,477.00</b>
<b>Total Project Cost</b>	<b>\$2,668,693.00</b>

**PROJECT FINANCING**

<b>State Share</b>	
<b>This Project</b>	\$1,601,216.00
<b>District Share</b>	
<b>Cash Contribution</b>	9,271.00
<b>Financial Hardship</b>	1,058,206.00
<b>Total Project Cost</b>	<b>\$2,668,693.00</b>

**HISTORY OF PROJECT COST AND APPORTIONMENT**

	<b>Fund Code</b>	<b>Proposition</b>	<b>Previously Authorized</b>	<b>Authorized This Action</b>	<b>State Apportionment This Action</b>
<b>State Share</b>					
Modernization/Additional Grant	051-570	51	\$1,601,216.00		
<b>District Share</b>					
Cash Contribution			279,320.00	\$(270,049.00)	
Financial Hardship	051-570	51	788,157.00	270,049.00	\$270,049.00
<b>Total</b>			<b>\$2,668,693.00</b>	<b>\$0.00</b>	<b>\$270,049.00</b>

**Funding Source(s): Proposition 51 Bonds/2016-Nov.**

Pursuant to the Board's action on August 26, 2020, the District is required to submit a complete Fund Release Authorization (Form SAB 50-05) on or before November 24, 2020; otherwise, the apportionment will be rescinded without further Board action and will receive a new Unfunded Approval date of November 24, 2020.

The Form SAB 50-05 submittal must contain an original signature from a designated District Representative and must be physically received by the Office of Public School Construction at 707 Third Street, West Sacramento, CA 95605 prior to the close of business on November 24, 2020. The District shall ensure that it is in compliance with all applicable laws, regulations and certifications it made on the program forms.

Errors and Omissions: Staff is recommending an increase to the previously approved item dated May 27, 2020 for the Financial Hardship grant.

Based on the Board's action on June 5, 2017, this project is subject to the Grant Agreement submittal pursuant to School Facility Program Regulation Section 1859.90.4.

The District is responsible for ensuring that the project is compliant with Prevailing Wage Monitoring and/or Labor Compliance Program requirements at the time construction contracts are executed and/or construction commenced.

SCHOOL DISTRICT DATA

Application No: 54/64352-00-001  
 School District: Centinela Valley Union High

County: Los Angeles  
 Charter School: Green Dot Public Schools  
 School Name: Animo Leadership Charter School

PROJECT DATA

Type of Project: High School  
 Pupils Assigned K-6:  
                             7-8:  
                             9-12: 310  
                             Non-Severe:  
                             Severe:  
                             Non-Toilet sq.ft.:  
                             Toilet sq.ft.:  
 Application Filing Basis: Charter Applicant  
 Number of Classrooms: 12  
 Master Plan Acres: 23.2  
 Existing Acres:  
 Proposed Acres: 1.25  
 Recommended Acres: 23.2  
 Alternative Education School: No  
 Addition to Existing Site: No

ADJUSTED GRANT DATA

Charter School Base Grant	\$3,686,830.00
Fire Detection Alarm	7,440.00
Sprinkler System	56,730.00
Labor Compliance	40,980.00
High Performance (2.05%)	75,580.00
Multi-Level Constr. (12 CRs)	442,420.00
Site Acquisition	1,654,786.00
Service Site	176,367.00
Utilities	37,158.00
General Site	175,208.00
Urban Security/Impacted Site	2,900,193.00
Total State Share (50%)	9,253,692.00
CSFA Lease-Payment Amount	9,253,692.00
Charter School Cash Contribution	0.00
Total Project Cost	<b>\$18,507,384.00</b>

PROJECT FINANCING

<u>State Share</u>	
This Project	\$9,253,692.00
<u>District Share</u>	
CSFA Lease Amount	9,253,692.00
Cash Contribution	0.00
Total Project Cost	<b>\$18,507,384.00</b>

HISTORY OF PROJECT COST AND APPORTIONMENT

	Fund Code	Proposition	Previously Authorized	Authorized This Action	State Apportionment This Action
<u>State Share</u>					
Charter School Grant	047-510	47	\$9,927,459.00	(\$119,347.00)	(\$119,347.00)
High Performance Grant	057-700		75,580.00		
<u>District Share</u>					
CSFA Lease Amount	047-510	47	9,373,039.00	(119,347.00)	(119,347.00)
Total			\$18,746,078.00	(\$238,694.00)	(\$238,694.00)

**Funding Source(s): Bonds/2002 – Nov.**

This item is being amended to reduce the funding previously provided for Service Site from \$283,683.00 to \$176,367.00, and for Utilities from \$49,189.00 to \$37,158.00 due to the removal of a gymnasium from the previously funded project.

Pursuant to the Board's action on March 11, 2009, this application has been approved and placed on the Unfunded List (Lack of AB 55 Loans). This approval does not constitute a guarantee or commitment of future State funding.

The Applicant shall ensure that it is in compliance with all applicable laws, regulations and certifications it made on the program forms.

Based on the Board's action on June 5, 2017, this project is subject to the Grant Agreement submittal pursuant to School Facility Program Regulation Section 1859.90.4.

The Applicant is responsible for ensuring that the project is compliant with Prevailing Wage Monitoring and/or Labor Compliance Program requirements at the time construction contracts are executed and/or construction commenced.

The Charter School has already returned State funds in the amount of \$238,694.00.

**SCHOOL DISTRICT DATA**

**Application No:** 54/61259-00-006  
**School District:** Oakland Unified

**County:** Alameda  
**Charter School:** Education for Change  
**School Name:** Achieve Academy

**PROJECT DATA**

**Type of Project:** Elementary School  
**Pupils Assigned**  
     **K-6:**  
     **7-8:**  
     **9-12:**  
     **Non-Severe:**  
     **Severe:**  
     **Non-Toilet sq.ft.:** 38,347  
     **Toilet sq.ft.:** 1,749  
**Application Filing Basis:** Charter  
**Number of Classrooms:** 27  
**Master Plan Acres:**  
**Existing Acres:** 3.90  
**Proposed Acres:**  
**Recommended Acres:** 12.10  
**Alternative Education School:**  
**Addition to Existing Site:**

**ADJUSTED GRANT DATA**

<b>Charter School Base Grant</b>	\$7,880,590.00
<b>Elevator</b>	98,056.00
<b>Urban/Security/Impacted Site</b>	1,911,626.00
<b>Subtotal</b>	9,890,272.00
<b>Inflator Factor</b>	1,285,735.00
<b>Total State Share (50%)</b>	11,176,007.00
<b>CSFA Lease-Payment Amount</b>	11,176,007.00
<b>Charter School Cash Contribution</b>	0.00
<b>Total Project Cost</b>	<b>\$22,352,014.00</b>

**PROJECT FINANCING**

<b>State Share</b>	
<b>This Project</b>	\$11,176,007.00
<b>District Share</b>	
<b>CSFA Lease Amount</b>	11,176,007.00
<b>Cash Contribution</b>	
<b>Total Project Cost</b>	<b>\$22,352,014.00</b>

**HISTORY OF PROJECT COST AND APPORTIONMENT**

	<b>Fund Code</b>	<b>Proposition</b>	<b>Previously Authorized</b>	<b>Authorized This Action</b>	<b>Unfunded Approval This Action</b>
<b>State Share</b>					
<b>Charter School Grant</b>	<b>951-540</b>	<b>51</b>	\$10,935,905.00	\$240,102.00	\$240,102.00
<b>Charter School Share</b>					
<b>CSFA Lease Amount</b>	<b>951-544</b>	<b>51</b>	10,935,905.00	240,102.00	240,102.00
<b>Cash Contribution</b>					
<b>Total</b>			<b>\$21,871,810.00</b>	<b>\$480,204.00</b>	<b>\$480,204.00</b>

**Funding Source(s): Proposition 51 Bonds/2016-Nov**

Pursuant to the Board's action on March 11, 2009, this application has been approved and placed on the Unfunded List (Lack of AB 55 Loans). This approval does not constitute a guarantee or commitment of future State funding.

The Applicant shall ensure that it is in compliance with all applicable laws, regulations and certifications it made on the program forms.

Based on the Board's action on June 5, 2017, this project is subject to the Grant Agreement submittal pursuant to School Facility Program Regulation Section 1859.90.4.

The Applicant is responsible for ensuring that the project is compliant with Prevailing Wage Monitoring and/or Labor Compliance Program requirements at the time construction contracts are executed and/or construction commenced.

The above Charter School Grant is a maximum reservation of funding for each of the construction and site acquisition amounts (50 percent State share amount) and is not intended to reflect the actual project costs at the time the project is converted to a Final Charter School Apportionment (FCSA). The FCSA shall be based on SAB regulation allowances established at the time the project is converted and shall not exceed the maximum amounts in each category.

This project is being amended to increase the non-toilet square feet from 37,447 to 38,347; the Charter School Base grant from \$7,709,590 to \$7,880,590; the Urban Security grant from \$1,870,146 to \$1,911,626; and the Inflator Factor from \$1,258,113 to \$1,285,735.

**SCHOOL DISTRICT DATA**Application Number: 50/64477-00-010County: Los AngelesFinancial Hardship: YesSchool District: Eastside UnionSchool Name: Cole (Gifford) MiddleDate of Financial Hardship Status: November 17, 2009

The District qualifies for financial hardship pursuant to SFP Regulation Section 1859.81(c)(1).

**PURPOSE OF REPORT**

To recommend accounting revisions to close out a completed project.

**DESCRIPTION**

A review of expenditures reported by the District has been made in accordance with School Facility Program (SFP) Regulation Section 1859.106 and the revisions indicated are necessary to close out this completed project.

This is a Financial Hardship project and has savings in the amount of \$161,315 and interest earned of \$3,531 due after three years. School Facility Program Regulation Section 1859.103 states that "the State's portion of any savings declared by the district or determined by the OPSC by audit must be used to reduce the SFP financial hardship grant of that project ... any interest earned on a financial hardship project not expended on eligible project expenditures will be treated as savings and will be used to reduce the SFP financial hardship grant for that project." The District has concurred with the findings and has agreed to return State funds in the amount of \$164,846.

**Detail of Final Cost & Financing**

<b>Budget Item</b>	<b>Currently Approved</b>	<b>Required Change</b>	<b>Revised Approval</b>
SFP New Construction	\$693,075.00	\$(80,657.50)	\$612,417.50
SFP Service Site	28,755.00	0.00	28,755.00
SFP Utilities	7,755.00	0.00	7,755.00
SFP Small School	83,169.00	0.00	83,169.00
SFP Financial Hardship	585,646.00	(80,657.50)	504,988.50
SFP Fire Detection/Alarm	1,050.00	0.00	1,050.00
SFP Labor Compliance Program	13,021.00	0.00	13,021.00
<b>Total State Apportionment</b>	<b>\$1,412,471.00</b>	<b>\$(161,315.00)</b>	<b>\$1,251,156.00</b>

<b>Financing</b>	<b>Currently Approved</b>	<b>Required Change</b>	<b>Revised Approval</b>
State (SFP)	\$826,825.00	\$(80,657.50)	\$746,167.50
District Contribution	241,179.00	0.00	241,179.00
Financial Hardship (SFP)	585,646.00	(80,657.50)	504,988.50
<b>Total Project Costs</b>	<b>\$1,653,650.00</b>	<b>\$(161,315.00)</b>	<b>\$1,492,335.00</b>



## **RECOMMENDATIONS**

1. Approve a decrease of \$161,315.00 in the total project cost from \$1,653,650.00 to \$1,492,335.00.
2. Approve a decrease of \$80,657.50 in the State Apportionment [Bonds/2004-Mar.; 055-500] from \$826,825.00 to \$746,167.50.
3. Approve a decrease of \$80,657.50 in the Financial Hardship Contribution [Bonds/2004-Mar.; 055-500] from \$585,646.00 to \$504,988.50.
4. Require the District to return State funds in the amount of \$161,315.00.
5. Require the District to return interest in the amount of \$3,531.00.

**SCHOOL DISTRICT DATA**Application Number: 50/71993-00-005School District: Lindsay UnifiedCounty: TulareSchool Name: Hickory ElementaryFinancial Hardship: YesDate of Financial Hardship Status: April 4, 2008

The District qualifies for financial hardship pursuant to SFP Regulation Section 1859.81(c)(1).

**PURPOSE OF REPORT**

To recommend accounting revisions to close out a completed project.

**DESCRIPTION**

A review of expenditures reported by the District has been made in accordance with School Facility Program (SFP) Regulation Section 1859.106 and the revisions indicated are necessary to close out this completed project.

This is a Financial Hardship project and has savings in the amount of \$64,933.00 and interest earned of \$1,435.00 due after three years. School Facility Program Regulation Section 1859.103 states that "the State's portion of any savings declared by the district or determined by the OPSC by audit must be used to reduce the SFP financial hardship grant of that project ... any interest earned on a financial hardship project not expended on eligible project expenditures will be treated as savings and will be used to reduce the SFP financial hardship grant for that project." The District has concurred with the findings and has agreed

**Detail of Final Cost & Financing**

<b>Budget Item</b>	<b>Currently Approved</b>	<b>Required Change</b>	<b>Revised Approval</b>
SFP New Construction	\$5,230,407.00	\$(32,466.50)	\$5,197,940.50
SFP Site Acquisition	500,774.00	0.00	500,774.00
SFP Site Other	25,000.00	0.00	25,000.00
SFP Service Site	733,655.00	0.00	733,655.00
SFP General Site	579,809.00	0.00	579,809.00
SFP Offsite	457,849.00	0.00	457,849.00
SFP Utilities	138,121.00	0.00	138,121.00
SFP Financial Hardship	7,776,393.00	(32,466.50)	7,743,926.50
SFP Site DTSC Fee	6,026.00	0.00	6,026.00
SFP Site Hazardous Removal	9,817.00	0.00	9,817.00
SFP Fire Detection/Alarm	6,794.00	0.00	6,794.00
SFP Fire Sprinklers	93,141.00	0.00	93,141.00
<b>Total State Apportionment</b>	<b>\$15,557,786.00</b>	<b>\$(64,933.00)</b>	<b>\$15,492,853.00</b>

<b>Financing</b>	<b>Currently Approved</b>	<b>Required Change</b>	<b>Revised Approval</b>
State (SFP)	\$7,781,393.00	\$(32,466.50)	\$7,748,926.50
District Contribution	5,000.00	0.0	5,000.00
Financial Hardship (SFP)	7,776,393.00	(32,466.50)	7,743,926.50
<b>Total Project Costs</b>	<b>\$15,562,786.00</b>	<b>\$(64,933.00)</b>	<b>\$15,497,853.00</b>

## **RECOMMENDATIONS**

1. Approve a decrease of \$64,933.00 in the total project cost from \$15,562,786.00 to \$15,497,853.00.
2. Approve a decrease of \$32,466.50 in the State Apportionment [Bonds/2006-Nov.; 057-500] from \$7,781,393.00 to \$7,748,926.50.
3. Approve a decrease of \$32,466.50 in the Financial Hardship Contribution [Bonds/2006-Nov.; 057-500] from \$7,776,393.00 to \$7,743,926.50.
4. Require the District to return State funds in the amount of \$64,933.00.
5. Require the District to return interest in the amount of \$1,435.00.

**SCHOOL DISTRICT DATA**

Application Number: 54/64352-00-001  
 County: Los Angeles  
 Financial Hardship: No

School District: Centinela Valley Union High  
 School Name: Animo Leadership Charter High  
 Date of Financial Hardship Status: N/A

**PURPOSE OF REPORT**

To recommend accounting revisions to close out a completed project.

**DESCRIPTION**

A review of expenditures reported by the District has been made in accordance with School Facility Program (SFP) Regulation Section 1859.106 and the revisions indicated are necessary to close out this completed project.

The final cost and financing amounts for this project are based on the amended adjusted grant item included in this Agenda, pages 88-89. A review of expenditures reported by the District indicates that per SFP Regulation Sections 1859.74 and 1859.106, the District was over-funded for Department of Toxic Substances Control (DTSC) costs in the amount of \$2,372.00. The District has concurred with the findings and has returned State funds in the amount of \$2,372.00.

**Detail of Final Cost & Financing**

<b>Budget Item</b>	<b>Currently Approved</b>	<b>Required Change</b>	<b>Revised Approval</b>
SFP New Construction	\$3,686,830.00	-	\$3,686,830.00
SFP Multi Level Construction	442,420.00	-	442,420.00
SFP Site Acquisition	1,590,000.00	-	1,590,000.00
SFP Site Other	63,600.00	-	63,600.00
SFP Service Site	176,367.00	-	176,367.00
SFP General Site	175,208.00	-	175,208.00
SFP Utilities	37,158.00	-	37,158.00
SFP Urban Security	2,900,193.00	-	2,900,193.00
SFP Site DTSC Fee	1,186.00	\$(1,186.00)	-
SFP Fire Detection/Alarm	7,440.00	-	7,440.00
SFP Fire Sprinklers	56,730.00	-	56,730.00
SFP High Performance	75,580.00	-	75,580.00
SFP Labor Compliance Program	40,980.00	-	40,980.00
SFP CSFA Lease Amount	7,375,722.00	(1,186.00)	7,374,536.00
<b>Total State Apportionment</b>	<b>\$16,629,414.00</b>	<b>\$(2,372.00)</b>	<b>\$16,627,042.00</b>

<b>Financing</b>	<b>Currently Approved</b>	<b>Required Change</b>	<b>Revised Approval</b>
State (SFP)	\$9,253,692.00	\$(1,186.00)	\$9,252,506.00
District Contribution	1,877,970.00	-	1,877,970.00
CSFA Lease Amount	7,375,722.00	(1,186.00)	7,374,536.00
<b>Total Project Costs</b>	<b>\$18,507,384.00</b>	<b>\$(2,372.00)</b>	<b>\$18,505,012.00</b>

## **RECOMMENDATIONS**

1. Approve a decrease of \$2,372.00 in the total project cost from \$18,507,384.00 to \$18,505,012.00.
2. Approve a decrease of \$1,186.00 in the State Apportionment [Bonds/2002-Nov.; 047-510] from \$9,253,692.00 to \$9,252,506.00.
3. Approve a decrease of \$1,186.00 in the CSFA Lease Amount [Bonds/2002-Nov.; 047-510] from \$7,375,722.00 to \$7,374,536.00.
4. Recognize that the District has already returned State funds in the amount of \$2,372.00.

**SCHOOL DISTRICT DATA**

Application Number: 54/64352-00-007  
 County: Los Angeles  
 Financial Hardship: No

School District: Centinela Valley Union High  
 School Name: Animo Leadership Charter High  
 Date of Financial Hardship Status: N/A

**PURPOSE OF REPORT**

To recommend accounting revisions to close out a completed project.

**DESCRIPTION**

A review of expenditures reported by the District has been made in accordance with School Facility Program (SFP) Regulation Section 1859.106 and the revisions indicated are necessary to close out this completed project.

This is a Charter School Facilities Program (CSFP) project and has savings in the amount of \$4,272,672.80. SFP Regulation Section 1859.169.1 states "Projects funded under the CSFP do not generate savings pursuant to Section 1859.103. In addition, State funds remaining at the completion of the project may not be used to satisfy the local matching share obligation. Remaining funds must be returned to the State." The Charter School has concurred with the findings and has returned State funds in the amount of \$4,272,672.80.

**Detail of Final Cost & Financing**

<b>Budget Item</b>	<b>Currently Approved</b>	<b>Required Change</b>	<b>Revised Approval</b>
SFP New Construction	\$2,635,900.00	\$(2,136,336.40)	\$499,563.60
SFP Multi Level Construction	316,308.00	-	316,308.00
SFP Urban Security	2,073,494.00	-	2,073,494.00
SFP Fire Detection/Alarm	5,160.00	-	5,160.00
SFP Fire Sprinklers	40,635.00	-	40,635.00
SFP High Performance	57,990.00	-	57,990.00
SFP CSFA Lease Amount	4,100,262.00	(2,136,336.40)	1,963,925.60
<b>Total State Apportionment</b>	<b>\$9,229,749.00</b>	<b>\$(4,272,672.80)</b>	<b>\$4,957,076.20</b>

<b>Financing</b>	<b>Currently Approved</b>	<b>Required Change</b>	<b>Revised Approval</b>
State (SFP)	\$5,129,487.00	\$(2,136,336.40)	\$2,993,150.60
CSFA Lease Amount	4,100,262.00	(2,136,336.40)	1,963,925.60
District Contribution	1,029,225.00	-	1,029,225.00
<b>Total Project Costs</b>	<b>\$10,258,974.00</b>	<b>\$(4,272,672.80)</b>	<b>\$5,986,301.20</b>

**RECOMMENDATIONS**

1. Approve a decrease of \$4,272,672.80 in the total project cost from \$10,258,974.00 to \$5,986,301.20.
2. Approve a decrease of \$2,136,336.40 in the State Apportionment [Bonds/2006-Nov.; 057-540] from \$5,129,487.00 to \$2,993,150.60.
3. Approve a decrease of \$2,136,336.40 in the CSFA Lease Amount [Bonds/2006-Nov.; 057-540] from \$4,100,262.00 to \$1,963,925.60.
4. Recognize that the District has already returned State funds in the amount of \$4,272,672.80.

**SCHOOL DISTRICT DATA**

Application Number: 56/64733-00-004  
 County: Los Angeles  
 Financial Hardship: No

School District: Los Angeles Unified  
 School Name: Valley Region K-8 Span No.1  
 Date of Financial Hardship Status: N/A

**PURPOSE OF REPORT**

To recommend accounting revisions to close out a completed project.

**DESCRIPTION**

A review of expenditures reported by the District has been made in accordance with School Facility Program (SFP) Regulation Section 1859.106 and the revisions indicated are necessary to close out this completed project.

The District incurred additional eligible expenditures per SFP Regulation Sections 1859.74 and 1859.106 and may receive additional Department of Toxic Substances Control (DTSC) in the amount of \$0.96. The District was also over-funded for Relocation Assistance costs and Site Acquisition costs in the amount of \$33,723.27. The District has concurred with the findings and agrees to return the State funds in the amount of \$16,861.16

**Detail of Final Cost & Financing**

<b>Budget Item</b>	<b>Currently Approved</b>	<b>Required Change</b>	<b>Revised Approval</b>
SFP New Construction	\$ 9,298,077.00	-	\$ 9,298,077.00
SFP Multi Level Construction	1,115,769.00	-	1,115,769.00
SFP Site Acquisition	2,203,076.00	(0.50)	2,203,075.50
SFP Site Relocation	150,258.00	(16,861.14)	133,396.86
SFP Toxic	-	-	-
SFP Site Other	88,123.00	-	88,123.00
SFP Service Site	1,376,396.00	-	1,376,396.00
SFP General Site	726,570.00	-	\$726,570.00
SFP Offsite	405,530.00	-	405,530.00
SFP Utilities	97,048.00	-	97,048.00
SFP Site DTSC Fee	6,447.00	0.48	6,447.48
SFP Fire Detection/Alarm	11,658.00	-	11,658.00
SFP Fire Sprinklers	162,225.00	-	162,225.00
SFP High Performance	307,766.00	-	307,766.00
<b>Total State Apportionment</b>	<b>\$ 15,948,943.00</b>	<b>\$ (16,861.16)</b>	<b>\$ 15,932,081.84</b>
<b>Financing</b>	<b>Currently Approved</b>	<b>Required Change</b>	<b>Revised Approval</b>
State (SFP)	\$ 15,948,943.00	\$ (16,861.16)	\$ 15,932,081.84
District Contribution	15,948,943.00	(16,861.15)	15,932,081.85
<b>Total Project Costs</b>	<b>\$ 31,897,886.00</b>	<b>\$ (33,722.31)</b>	<b>\$ 31,864,163.69</b>

## **RECOMMENDATIONS**

1. Approve a decrease of \$33,722.31 in the total project cost from \$31,897,866.00 to \$31,864,163.69.
2. Approve a decrease of \$16,861.15 in the District Contribution from \$15,948,943.00 to \$15,932,081.85.
3. Approve a decrease of \$16,861.16 in the State Apportionment [Bonds/2006-Nov.; 057-531] from \$15,948,943.00 to \$15,932,081.84.
4. Require the District to return State funds in the amount of \$16,861.16.



**SCHOOL DISTRICT DATA**Application Number: 57/71217-00-011School District: Patterson Joint UnifiedCounty: StanislausSchool Name: Northmead ElementaryFinancial Hardship: YesDate of Financial Hardship Status: November 23, 2010

The District qualifies for financial hardship pursuant to SFP Regulation Section 1859.81(c)(1).

**PURPOSE OF REPORT**

To recommend accounting revisions to close out a completed project.

**DESCRIPTION**

A review of expenditures reported by the District has been made in accordance with School Facility Program (SFP) Regulation Section 1859.106 and the revisions indicated are necessary to close out this completed project.

This is a Financial Hardship project and has savings in the amount of \$155,063.00 and interest earned of \$3,424.00 due after three years. School Facility Program Regulation Section 1859.103 states that "the State's portion of any savings declared by the district or determined by the OPSC by audit must be used to reduce the SFP financial hardship grant of that project ... any interest earned on a financial hardship project not expended on eligible project expenditures will be treated as savings and will be used to reduce the SFP financial hardship grant for that project." The District has concurred with the findings and has agreed to return State funds in the amount of \$158,487.00.

**Detail of Final Cost & Financing**

<b>Budget Item</b>	<b>Currently Approved</b>	<b>Required Change</b>	<b>Revised Approval</b>
SFP Modernization	\$3,204,858.00	\$(93,037.80)	\$3,111,820.20
SFP Utilities	4,655.00	0.00	4,655.00
SFP Fire Code Compliance	114,001.00	0.00	114,001.00
SFP Financial Hardship	595,545.00	(62,025.20)	533,519.80
SFP Fire Detection/Alarm	115,519	0.00	115,519.00
SFP 50 Year Old Modernization	595,177.00	0.00	595,177.00
SFP Prevailing Wage Monitoring	6,938.00	0.00	6,938.00
<b>Total State Apportionment</b>	<b>\$4,636,693.00</b>	<b>\$(155,063.00)</b>	<b>\$4,481,630.00</b>

<b>Financing</b>	<b>Currently Approved</b>	<b>Required Change</b>	<b>Revised Approval</b>
State (SFP)	\$4,041,148.00	\$(93,037.80)	\$3,948,110.20
District Contribution	2,098,553.00	0.00	2,098,553.00
Financial Hardship (SFP)	595,545.00	(62,025.20)	533,519.80
<b>Total Project Costs</b>	<b>\$6,735,246.00</b>	<b>\$(155,063.00)</b>	<b>\$6,580,183.00</b>

## **RECOMMENDATIONS**

1. Approve a decrease of \$155,063.00 in the total project cost from \$6,735,246.00 to \$6,580,183.00.
2. Approve a decrease of \$93,037.80 in the State Apportionment [Bonds/2006-Nov.; 057-570] from \$4,041,148.00 to \$3,948,110.20.
3. Approve a decrease of \$62,025.20 in the Financial Hardship Contribution [Bonds/2006-Nov.; 057-570] from \$595,545.00 to \$533,519.80.
4. Require the District to return State funds in the amount of \$155,063.00.
5. Require the District to return interest in the amount of \$3,424.00.

**SCHOOL DISTRICT DATA**Application Number: 57/71217-00-014School District: Patterson Joint UnifiedCounty: StanislausSchool Name: Las Palmas ElementaryFinancial Hardship: YesDate of Financial Hardship Status: November 23, 2010

The District qualifies for financial hardship pursuant to SFP Regulation Section 1859.81(c)(1).

**PURPOSE OF REPORT**

To recommend accounting revisions to close out a completed project.

**DESCRIPTION**

A review of expenditures reported by the District has been made in accordance with School Facility Program (SFP) Regulation Section 1859.106 and the revisions indicated are necessary to close out this completed project.

This is a Financial Hardship project and has savings in the amount of \$110,563.00 and interest earned of \$2,441.00 due after three years. School Facility Program Regulation Section 1859.103 states that "the State's portion of any savings declared by the district or determined by the OPSC by audit must be used to reduce the SFP financial hardship grant of that project ... any interest earned on a financial hardship project not expended on eligible project expenditures will be treated as savings and will be used to reduce the SFP financial hardship grant for that project." The District has concurred with the findings and has agreed to return State funds in the amount of \$113,004.00.

**Detail of Final Cost & Financing**

<b>Budget Item</b>	<b>Currently Approved</b>	<b>Required Change</b>	<b>Revised Approval</b>
SFP Modernization	\$658,110.00	\$(66,337.80)	\$591,772.20
SFP Fire Code Compliance	92,112.0	0.00	92,112.00
SFP Financial Hardship	1,710,351.00	(44,225.20)	1,666,125.80
SFP Fire Detection/Alarm	76,130.00	0.00	76,130.00
SFP 50 Year Old Modernization	2,412,289.00	0.00	2,412,289.00
SFP Prevailing Wage Monitoring	7,416.00	0.00	7,416.00
<b>Total State Apportionment</b>	<b>\$4,956,408.00</b>	<b>\$(110,563.00)</b>	<b>\$4,845,845.00</b>

<b>Financing</b>	<b>Currently Approved</b>	<b>Required Change</b>	<b>Revised Approval</b>
State (SFP)	\$3,246,057.00	\$(66,337.80)	\$3,179,719.20
District Contribution	453,687.00	0.00	453,687.00
Financial Hardship (SFP)	1,710,351.00	(44,225.20)	1,666,125.80
<b>Total Project Costs</b>	<b>\$5,410,095.00</b>	<b>\$(110,563.00)</b>	<b>\$5,299,532.00</b>

## **RECOMMENDATIONS**

1. Approve a decrease of \$110,563.00 in the total project cost from \$5,410,095.00 to \$5,299,532.00.
2. Approve a decrease of \$66,337.80 in the State Apportionment [Bonds/2006-Nov.; 057-570] from \$3,246,057.00 to \$3,179,719.20.
3. Approve a decrease of \$44,225.20 in the Financial Hardship Contribution [Bonds/2006-Nov.; 057-570] from \$1,710,351.00 to \$1,666,125.80.
4. Require the District to return State funds in the amount of \$110,563.00.
5. Require the District to return interest in the amount of \$2,441.00.

REPORT OF THE EXECUTIVE OFFICER  
State Allocation Board Meeting, August 26, 2020

**SCHOOL DISTRICT DATA**

School District: Chico Unified  
County: Butte

Application Number: 55/61424-00-006  
School Name: Inspire School of Arts and Sciences

**PURPOSE OF REPORT**

To present a School Facility Program Career Technical Education Facilities Program (CTEFP) cycle 5 project for rescission.

**DESCRIPTION**

From May to August 2019, the State Allocation Board (Board) approved Career Technical Education Facilities Program projects for the fifth funding cycle totaling \$125 million. The Board approved the project for placement on the Unfunded List (Lack of AB 55 Loans) on May 22, 2019 and subsequently for Apportionment on May 27, 2020.

On June 8, 2020, the District submitted a request to the Office of Public School Construction to rescind the project. Therefore, it is presented for rescission as shown below.

Application No.	State Apportionment Date	Apportionment Amount
55/61424-00-006	05/27/2020	\$748,639.00

The District has resubmitted the project for funding consideration as part of the current CTEFP sixth funding cycle.

**AUTHORITY**

SFP Regulation Section 1859.198 states, in part, "Any Career Technical Education Facilities Project funds returned due to projects being rescinded or reduced to cost incurred shall be made available for Apportionment in subsequent funding cycles."

**RECOMMENDATIONS**

1. Rescind the District's application listed above.
2. Approve a decrease of \$748,639.00 in the State Apportionment [Bonds/2016-Nov.; 051-600] from \$748,639.00 to \$0.

REPORT OF THE EXECUTIVE OFFICER  
State Allocation Board Meeting, August 26, 2020

**SCHOOL DISTRICT DATA**

School District: Napa Valley Unified  
County: Napa

Application Numbers: 55/66266-00-005 & -006  
School Name: Vintage High

**PURPOSE OF REPORT**

To present two School Facility Program Career Technical Education Facilities Program (CTEFP) cycle 5 projects for rescission.

**DESCRIPTION**

From May to August 2019, the State Allocation Board (Board) approved Career Technical Education Facilities Program projects for the fifth funding cycle totaling \$125 million. The Board approved the projects listed below for placement on the Unfunded List (Lack of AB 55 Loans) on May 22, 2019 and subsequently for Apportionment on September 25, 2019.

On June 23, 2020, the District submitted a request to the Office of Public School Construction to rescind the projects. Therefore, they are presented for rescission as shown below.

Application No.	State Apportionment Date	Apportionment Amount
55/66266-00-005	09/25/2019	\$1,680,213.00
55/66266-00-006	09/25/2019	\$3,000,000.00

The District has resubmitted the projects for funding consideration as part of the current CTEFP sixth funding cycle.

**AUTHORITY**

SFP Regulation Section 1859.198 states, in part, "Any Career Technical Education Facilities Project funds returned due to projects being rescinded or reduced to cost incurred shall be made available for Apportionment in subsequent funding cycles."

**RECOMMENDATIONS**

1. Rescind the District's applications listed above.
2. Approve a total decrease of \$4,680,213.00 in the State Apportionments [Bonds/2016-Nov.; 051-600] for the projects listed above from \$4,680,213.00 to \$0.

REPORT OF THE EXECUTIVE OFFICER  
State Allocation Board Meeting, August 26, 2020

**SCHOOL DISTRICT DATA**

School District: Scott Valley Unified  
County: Siskiyou

Application Number: 55/76455-00-001  
School Name: Etna Union Senior High

**PURPOSE OF REPORT**

To present a School Facility Program Career Technical Education Facilities Program (CTEFP) cycle 5 project for rescission.

**DESCRIPTION**

From May to August 2019, the State Allocation Board (Board) approved Career Technical Education Facilities Program projects for the fifth funding cycle totaling \$125 million. The Board approved the project for placement on the Unfunded List (Lack of AB 55 Loans) on May 22, 2019 and subsequently for Apportionment on September 25, 2019.

On June 8, 2020, the District submitted a request to the Office of Public School Construction to rescind the project. Therefore, it is presented for rescission as shown below.

Application No.	State Apportionment Date	Apportionment Amount
55/76455-00-001	09/25/2019	\$500,000.00

**AUTHORITY**

SFP Regulation Section 1859.198 states, in part, "Any Career Technical Education Facilities Project funds returned due to projects being rescinded or reduced to cost incurred shall be made available for Apportionment in subsequent funding cycles."

**RECOMMENDATIONS**

1. Rescind the District's application listed above.
2. Approve a decrease of \$500,000.00 in the State Apportionment [Bonds/2016-Nov.; 051-600] from \$500,000.00 to \$0.

REPORT OF THE EXECUTIVE OFFICER  
State Allocation Board Meeting, August 26, 2020

**SCHOOL DISTRICT DATA**

School District: Wheatland Union High  
County: Yuba

Application Number: 55/72769-00-001  
School Name: Wheatland Union High School

**PURPOSE OF REPORT**

To present a School Facility Program Career Technical Education Facilities Program (CTEFP) cycle 5 project for rescission.

**DESCRIPTION**

From May to August 2019, the State Allocation Board (Board) approved Career Technical Education Facilities Program projects for the fifth funding cycle totaling \$125 million. The Board approved the project for placement on the Unfunded List (Lack of AB 55 Loans) on May 22, 2019 and subsequently for Apportionment on May 27, 2020.

On June 3, 2020, the District submitted a request to the Office of Public School Construction to rescind the project. Therefore, it is presented for rescission as shown below.

Application No.	State Apportionment Date	Apportionment Amount
55/72769-00-001	05/27/2020	\$2,995,859.00

The District has resubmitted the project for funding consideration as part of the current CTEFP sixth funding cycle.

**AUTHORITY**

SFP Regulation Section 1859.198 states, in part, "Any Career Technical Education Facilities Project funds returned due to projects being rescinded or reduced to cost incurred shall be made available for Apportionment in subsequent funding cycles."

**RECOMMENDATIONS**

1. Rescind the District's application listed above.
2. Approve a decrease of \$2,995,859.00 in the State Apportionment [Bonds/2016-Nov.; 051-600] from \$2,995,859.00 to \$0.



## SCHOOL FACILITY PROGRAM SUBSTANTIAL PROGRESS TIME EXTENSIONS

### PURPOSE OF REPORT

To present Districts' request for time extensions to show substantial progress for the School Facility Program (SFP) projects attached.

### DESCRIPTION

The SFP regulations require that Districts which receive a design grant approval must demonstrate substantial progress has been made on the project within 18 months of receiving the fund release. Evidence of substantial progress can be demonstrated by showing any of the following:

1. Submittal of an approved New Construction or Modernization Adjusted Grant funding application.
2. Submittal of a district certification that the final building plans for the project have been submitted to and accepted by the Division of the State Architect (DSA) for review and approval
3. Submittal of an approved separate site funding application pursuant to Section 1859.81.1(a) or an approved environmental hardship funding application pursuant to Section 1859.75.1.
4. Submittal to the Office of Public School Construction of evidence satisfactory to the State Allocation Board (SAB) detailing the reason(s) that plans have not been completed and accepted by the DSA.

### AUTHORITY

Pursuant to Regulation Section 1859.105 (c)(4), sufficient evidence of substantial progress shall include other evidence satisfactory to the SAB detailing the reason(s) that plans have not been completed and accepted by the DSA. If the SAB determines that substantial progress has been made, the SAB shall condition its finding of substantial progress upon the District's commitment to complete and submit an Approved Adjusted Grant application within 18 months from the date of the SAB's determination of substantial progress.

### STAFF COMMENTS

The Attachment represents the project applications in which the districts have received a design grant apportionment and a subsequent fund release. These districts have submitted acceptable explanations of why a substantial progress extension is required. Staff recommends approval of the request for additional time to submit evidence that Substantial Progress has been met on the design grant.

### RECOMMENDATIONS

1. Approve the Districts' request for a determination of substantial progress with regard to the SFP applications, as indicated on the Attachment.
2. Failure to comply with either requirement as indicated on the Attachment will result in the project apportionments being reduced to costs incurred or rescinded.

# ATTACHMENT

## Substantial Progress Time Extensions SCHOOL FACILITY PROGRAM State Allocation Board Meeting, August 26, 2020

	<b>Project Number(s)</b>	<b>School District / County / School Name(s)</b>	<b>Summary of School District Narrative</b>	<b>Staff Recommendation(s)</b>
Design Grant	50/66076-00-002	Lagunita Elementary Monterey Lagunita Elementary	The project received a Design Grant apportionment on October 24, 2018. The District has indicated that this project has a tremendous amount of deferred construction, extensive modernization needs on an 1897 school site, and significant and immediate need for additional classroom space (classrooms most recently added in 1999). It was a challenge to prioritize its many needs and package these projects within the allocated awards for New and Modernization. The District expended the planning funds on important preparations with their Architects. When the Governor's budget funded the Full Day Kindergarten program (FDK), and the defeat of Proposition 13 failed to greenlight additional bond sales, the District applied for FDK funds and looked for funding under that program in the hopes that they would be distributed sooner. Then the District closed its doors suddenly on March 13, 2020 along with every school in Monterey County. In light of the public health emergency, budget shortfalls, modified school year, and the FDK allocation being swept from the Governor's budget, the District is again shifting its plans. Therefore, the District is requesting an 18-month extension to demonstrate substantial progress.	<ol style="list-style-type: none"> <li>1. Require the District to submit acceptable plans to the DSA by May 8, 2021.</li> <li>2. Require the District to submit a complete and approvable Adjusted Grant funding application to the OPSC by November 8, 2021.</li> </ol> <p>If both conditions are not met by November 8, 2021, the OPSC will proceed to rescind or reduce this project to costs incurred.</p>

	<b>Project Number(s)</b>	<b>School District / County / School Name(s)</b>	<b>Summary of School District Narrative</b>	<b>Staff Recommendation(s)</b>
Design Grant	57/66076-00-001	Lagunita Elementary Monterey Lagunita Elementary	The project received a Design Grant apportionment on October 24, 2018. The District has indicated that this project has a tremendous amount of deferred construction, extensive modernization needs on an 1897 school site, and significant and immediate need for additional classroom space (classrooms most recently added in 1999). It was a challenge to prioritize its many needs and package these projects within the allocated awards for New and Modernization. The District expended the planning funds on important preparations with their Architects. When the Governor's budget funded the Full Day Kindergarten program (FDK), and the defeat of Proposition 13 failed to greenlight additional bond sales, the District applied for FDK funds and looked for funding under that program in the hopes that they would be distributed sooner. Then the District closed its doors suddenly on March 13, 2020 along with every school in Monterey County. In light of the public health emergency, budget shortfalls, modified school year, and the FDK allocation being swept from the Governor's budget, the District is again shifting its plans. Therefore, the District is requesting an 18-month extension to demonstrate substantial progress.	<ol style="list-style-type: none"> <li>1. Require the District to submit acceptable plans to the DSA by May 8, 2021.</li> <li>2. Require the District to submit a complete and approvable Adjusted Grant funding application to the OPSC by November 8, 2021.</li> </ol> <p>If both conditions are not met by November 8, 2021, the OPSC will proceed to rescind or reduce this project to costs incurred.</p>

## **SCHOOL FACILITY PROGRAM**

### **SUBSTANTIAL PROGRESS REDUCTION TO COSTS INCURRED**

#### **PURPOSE OF REPORT**

To present School Facility Program (SFP) project apportionments to be reduced to eligible costs incurred.

#### **DESCRIPTION**

The SFP projects listed on the Attachment are District and financial hardship County Office of Education (COE) that received a separate design fund release. The District and COE have either requested to have their projects reduced to costs incurred or have not met the substantial progress requirement or have indicated that they will be unable to move forward with the SFP projects listed on the Attachment. The District and COE have requested that their apportionments be reduced to costs incurred to recognize eligible costs for the separate design phase.

#### **AUTHORITY**

Pursuant to Education Code Section 17076.10(b), sufficient evidence of substantial progress for the design, site and adjusted grant apportionments shall be due 18 months from the date any funds were released to the district. The SFP Regulation Section 1859.105 requires that when an apportionment is reduced to project costs incurred or rescinded, all State funds not used to finance eligible expenditures are to be returned to the State Allocation Board (SAB). The SFP Regulations also stipulate that interest earned on State funds, which is not used to finance eligible expenditures, is due to the SAB.

#### **RECOMMENDATIONS**

1. Find that the District and COE are unable to meet the substantial progress requirements or indicated that they will be unable to move forward with the projects listed on the Attachment.
2. Reduce the funded apportionments to costs incurred for the projects listed on the Attachment.
3. Direct Staff to adjust the District baseline eligibility, according to the increases (identified in the "Pupils Returned to the District's Baseline" column) on the Attachment, once all funds due to the State have been received.

**ATTACHMENT**  
**SCHOOL FACILITY PROGRAM**  
**SUBSTANTIAL PROGRESS REDUCTION TO COSTS INCURRED**  
**State Allocation Board Meeting, August 26, 2020**

**Pupil Grant Adjustments**

**Grant Adjustments**

<b>Type of Grant</b>	<b>District County Application Number</b>	<b>Type of Original Pupils Assigned to Apportionment</b>	<b>Number of Original Pupils Assigned to Apportionment</b>	<b>Number of Pupils Returned to the District's Baseline</b>	<b>State/FH Contribution</b>	<b>District Contribution</b>	<b>Interest</b>	<b>Amount of Eligible Expenditures</b>	<b>Reduction in Apportionment</b>
Design Grant	Famersville Unified* Monterey 50/75325-00-007	K-6	100	92	\$ 364,480.00	\$ 0.00	\$ 14,471.57	\$ 142,529.41	\$ 236,422.16
Design Grant	Farmersville Unified* Monterey 50/75325-00-006	K-6	100	92	\$ 364,480.00	\$ 0.00	\$ 14,740.63	\$ 138,349.93	\$ 240,870.70
Design Grant	Solano County Office of Education** Solano 50/10488-00-029	Severe	18	17	\$ 276,491.00	\$ 0.00	\$ 15,314.37	\$ 63,395.73	\$ 228,409.64

**Total of Reduction  
in Apportionment:** \$ 705,702.50

\*This is a Financial Hardship project and the net savings amount must be returned to the State to reduce the State and Financial Hardship contribution on this project. Recognize that the School District has already returned the State funds.

\*\*This item supersedes the SAB approval of June 24, 2020. The District has return additional \$2,179.08 for DSA Refund. Recognize that the District has returned State funds in the total amount of \$228,409.64. Therefore, the balance due to the State is zero. Recognize the District changed their pupil grants request from 27 to 18 Severe pupils and has returned 9 pupil grants on May 22, 2019 SAB. Therefore, 17 Severe pupil grants to be restored to the school District baseline eligibility baseline.

# Facility Hardship / Rehabilitation Program

## FACILITY HARDSHIP / REHABILITATION PROGRAM

### SCHOOL DISTRICT DATA

School District: Fullerton Joint Union High  
Application Number: 51/66514-00-001  
Total District Enrollment: 1,995  
County: Orange

School Name: Fullerton Union High  
Project Grade Level: High School  
Financial Hardship: No

### TYPE OF REQUEST

State Allocation Board (Board) approval for placement on the Unfunded List (Lack of AB 55 Loans) for a School Facility Program (SFP) Seismic Mitigation Program (SMP) Replacement Project.

Total Project Cost: \$12,765,640.00  
Cost to the State: \$6,382,820.00

### DESCRIPTION

#### DESCRIPTION OF HEALTH AND SAFETY THREAT

A Structural Evaluation Report by KNA Consulting Engineers, Inc., dated April 25, 2016, identified the Plummer Auditorium Building on the Fullerton Union High School site as a Category 2 "Most Vulnerable" building type eligible for seismic upgrades through the Seismic Mitigation Program. The report outlined critical structural deficiencies associated with a high risk of collapse in the event of seismic activity. Due to its historic and cultural significance, the auditorium building on the Fullerton High School site meets the eligibility requirements of a Qualified Historical School Building per California Code of Regulations, Title 24, Part 8 and thus qualifies for funding as a new construction project for this seismic rehabilitation work under Regulation Section 1859.82(a)(1)(A)3.

#### SCOPE OF PROJECT

The scope of this project includes the seismic rehabilitation of the historic auditorium building and required ancillary work to achieve current code compliance.

#### STATUS OF SCHOOL SITE

The auditorium is currently open for occupancy. The District anticipates going to bid for this project in late 2020.

## **QUALIFYING CRITERIA**

### **GOVERNMENT/STATE LEVEL CONCURRENCE**

The Auditorium building was classified as a Most Vulnerable Category 2 Building type as defined in SFP regulations and has met qualifying criteria of the SMP. The Division of the State Architect (DSA) has approved the District for Phase One (Eligibility Evaluation), Phase Two (Seismic Rehabilitation Pre-Application) and final plan approval. These approvals enable the District to apply for funding from the Board.

Staff Supports the District's Request: Yes

### **SITE VISIT COMPLETED BY STAFF**

Staff accepted detailed reports from industry specialists and DSA approval in lieu of a site visit.

### **AUTHORITY**

See Attachment A

### **RECOMMENDATIONS**

1. Approve the District's request for an unfunded approval for replacement funding for the seismic rehabilitation of the auditorium building at the Fullerton Union High School site, pursuant to SFP Regulation Section 1859.82(a)(1)(A)1.b. as provided on Attachment B.
2. Provide that the District's Modernization eligibility for the Auditorium building will be reset to the date of Apportionment of replacement funds.



**AUTHORITY**

Education Code (EC) Section 17075.10(a) states:

A school district may apply for hardship assistance in cases of extraordinary circumstances. Extraordinary circumstances may include, but are not limited to, the need to repair, reconstruct, or replace the most vulnerable school facilities that are identified as a Category 2 building, as defined in the report submitted pursuant to Section 17317, determined by the department to pose an unacceptable risk of injury to its occupants in the event of a seismic event.

SFP Regulation Section 1859.81 states:

Except for Joint-Use Projects and Career Technical Education Facilities Projects, a district is eligible for financial hardship to fund all or a portion of its matching share requirement after demonstrating the requirements of (a), (c), and (d) below:

- a) The district is financially unable to provide all necessary matching funds for an eligible project. To determine this, an analysis shall be made of the district's financial records by the OPSC including data and records maintained by the CDE and the County Office of Education....
- b) From the funds deemed available as a matching contribution, the district may retain \$19,776 per classroom in each enrollment reporting period for the cost to provide interim housing for the currently unhoused pupils of the district....
- c) The district has made all reasonable efforts to fund its matching share of the project by demonstrating it is levying the developer fee justified under law or an alternative revenue source equal to or greater than the developer fee otherwise justified under law at the time of request for hardship and the district meets at least one of the following:
  1. The current outstanding bonded indebtedness of the district issued for the purpose of constructing school facilities in accordance with Education Code Section 17072.35 or 17074.25 as appropriate, at the time of request for financial hardship status, is at least 60 percent of the district's total bonding capacity. Outstanding bonded indebtedness includes that part of general obligation bonds, Mello-Roos Bonds, School Facility Improvement District Bonds and certificates of participation which the district is paying a debt service that was issued for capital outlay school facility purposes.
  2. The district had a successful registered voter bond election for at least the maximum amount allowed under Proposition 39 within the previous two years from the date of request for financial hardship status. The proceeds from the bond election that represent the maximum amount allowed under the provisions of Proposition 39 must be used to fund the district's matching share requirement for SFP project(s).
  3. It is a County Superintendent of Schools.
  4. The district's total bonding capacity at the time of the request for financial hardship status is \$5 million or less.
  5. Other evidence of reasonable effort as approved by the SAB....

SFP Regulation Section 1859.82 states, "A district is eligible for facility hardship funding to repair, replace or construct new classrooms and related facilities if the district demonstrates there is an unmet need for pupil housing or the condition of the facilities, or the lack of facilities, is a threat to the health and safety of the pupils."

## ATTACHMENT A

SFP Regulation Section 1859.82(a)(1) provides for Facility Hardship grant funding when:

The facilities are needed to ensure the health and safety of the pupils if the district can demonstrate to the satisfaction of the Board that the health and safety of the pupils is at risk. Factors to be considered by the Board shall include the close proximity to a major freeway, airport, electrical facility, high power transmission lines, dam, pipeline, industrial facility, adverse air quality emission or other health and safety risks, including structural deficiencies required by the DSA to be repaired, seismic mitigation of the Most Vulnerable

Category 2 Buildings as verified by the DSA, traffic safety or because the pupils reside in remote areas of the district and transportation to existing facilities is not possible or poses a health and safety risk.

SFP Regulation Section 1859.82(a)(1)(A)(2) states in part, “If the total cost to remain in the classroom or related facility is greater than 50 percent of the Current Replacement Cost and the Application is for replacement facilities, the district may qualify for a grant for a new or replacement school or replacement facilities as a new construction project.”

SFP Regulation Section 1859.82 further states, “If the district qualifies for repair of a Qualified Historical School Building pursuant to (a)(1)(A)3. or replacement facilities on the same site pursuant to either (a)(1)(A)2. or (a)(2) above, the district is eligible for funding as a new construction project. Replacement facilities and square footage amounts used to determine funding for a Qualified Historical School Building shall be allowed in accordance with the square footage amounts provided in the chart in Section (b) below...The square footage provided, after accounting for all useable facilities on the site, shall not exceed the following:”

Facility	Elementary School Pupils	Middle School Pupils	High School Pupils
Multi-Purpose (includes food service)	5.3 sq. ft. per pupil minimum 4,000 sq. ft.	5.3 sq. ft. per pupil minimum 5,000 sq. ft.	6.3 sq. ft. per pupil minimum 8,200 sq. ft.
Toilet	3 sq. ft. per pupil minimum 300 sq. ft.	4 sq. ft. per pupil minimum 300 sq. ft.	5 sq. ft. per pupil minimum 300 sq. ft.
Gymnasium (includes shower/locker)	N/A	12.9 sq. ft. per pupil minimum 6,828 sq. ft. maximum 16,000 sq. ft.	15.3 sq. ft. per pupil minimum 8,380 sq. ft. maximum 18,000 sq. ft.
School Administration	3 sq. ft. per pupil minimum 600 sq. ft.	3 sq. ft. per pupil minimum 600 sq. ft.	4 sq. ft. per pupil minimum 800 sq. ft.
Library/Media Center	2.3 sq. ft. per pupil plus 600 sq. ft.	3.3 sq. ft. per pupil plus 600 sq. ft.	4.3 sq. ft. per pupil plus 600 sq. ft.

SFP Regulation Section 1859.90 states that “a district must submit the Form SAB 50-05, within 18 months of the Apportionment of the SFP grant for the project or the entire...apportionment shall be rescinded without further Board action....”

SAB Meeting: August 26, 2020

## Seismic Mitigation Program – Adjusted Grant Approval

**SCHOOL DISTRICT DATA**

Application No: 51/66514-00-001

County: Orange

School District: Fullerton Joint Union High

School Name: Fullerton Union High

**PROJECT DATA**

Type of Project: High School

Pupils Assigned K-6:

7-8:

9-12:

Non-Severe:

Severe:

Application Filing Basis: District Wide

Number of Classrooms:

Master Acres:

Existing Acres: 31.13

Proposed Acres:

Recommended Acres: 49.7

Facility Hardship (a): Yes

Financial Hardship Requested: No

Alternative Education School: No

Addition to Existing Site: No

**ADJUSTED GRANT DATA**

Service Site \$27,506.00

Fac. Hardship Toilet 255 Sq.Ft. 93,330.00

Fac. Hardship Other 30,696 Sq.Ft. 6,261,984.00

Total State Share (50%) \$6,382,820.00

District Share (50%) 6,382,820.00

Total Project Cost **\$12,765,640.00****PROJECT FINANCING****State Share**

This Project \$6,382,820.00

**District Share**

Cash Contribution \$6,382,820.00

Financial Hardship

Total Project Cost **\$12,765,640.00****HISTORY OF PROJECT COST AND APPORTIONMENT**

	Fund Code	Proposition	Previously Authorized	Authorized This Action	Unfunded Approval This Action
<b><u>State Share</u></b>					
New Construction/Additional Grant	951-505	51		\$6,382,820.00	\$6,382,820.00
<b><u>District Share</u></b>					
Cash Contribution				6,382,820.00	
Total				<b>\$12,765,640.00</b>	<b>\$6,382,820.00</b>

**Funding Source(s): Proposition 51 Bonds/2016-Nov.**

Pursuant to the Board's action on March 11, 2009, this application has been approved and placed on the Unfunded List (Lack of AB 55 Loans). This approval does not constitute a guarantee or commitment of future State funding.

The District shall ensure that it is in compliance with all applicable laws, regulations and certifications it made on the program forms.

Based on the Board's action on June 5, 2017, this project is subject to the Grant Agreement submittal pursuant to School Facility Program Regulation Section 1859.90.4.

The District is responsible for ensuring that the project is compliant with Prevailing Wage Monitoring and/or Labor Compliance Program requirements at the time construction contracts are executed and/or construction commenced.

## FACILITY HARDSHIP / REHABILITATION PROGRAM

### SCHOOL DISTRICT DATA

School District: John Swett Unified  
Application Number: 51/61697-00-001  
Total District Enrollment: 1,422  
County: Contra Costa

School Name: Carquinez Middle  
Project Grade Level: 6-8  
Financial Hardship: No

### TYPE OF REQUEST

State Allocation Board (Board) approval for placement on the Unfunded List (Lack of AB 55 Loans) for a School Facility Program (SFP) Seismic Mitigation Program (SMP) replacement project.

Total Project Cost: \$12,901,036.00  
Cost to the State: \$6,450,518.00

### DESCRIPTION

#### DESCRIPTION OF HEALTH AND SAFETY THREAT

A report by ZFA Structural Engineers, dated May 7, 2015, identifies several structural deficiencies in the main building located at the Carquinez Middle School site. The report references material insufficiencies with the anchorage designs, seismic load transfer systems, and shear wall systems of the building's structure that render the facilities at high risk of collapse in the event of seismic activity. The buildings qualify for the SMP based on the qualifying criteria in Education Code Section 17075.10 and SFP Regulation Section 1859.82.

#### SCOPE OF PROJECT

The scope of this project includes the replacement of Carquinez Middle School on site and ancillary site development work.

#### STATUS OF SCHOOL SITE

The District began seismic mitigation work in January of 2019 and anticipates completion of the replacement project in October of 2021.

## **QUALIFYING CRITERIA**

### **GOVERNMENT/STATE LEVEL OCCURENCE**

The main building was classified as a Most Vulnerable Category 2 Building type as defined in SFP regulations and has met qualifying criteria of the SMP. The Division of the State Architect (DSA) has approved the District for Phase One (Eligibility Evaluation), Phase Two (Seismic Rehabilitation Pre-Application) and final plan approval. These approvals enable the District to apply for funding from the Board.

Staff Supports the District's Request: Yes

### **SITE VISIT COMPLETED BY STAFF**

Staff accepted detailed reports from industry specialists and DSA approval in lieu of a site visit.

### **AUTHORITY**

See Attachment A

### **RECOMMENDATIONS**

1. Approve the District's request for an unfunded approval for the replacement of Carquinez Middle School on site, pursuant to SFP Regulation Section 1859.82(a)(1)(A)1.b. as provided on Attachment B.
2. Provide that the District's Modernization eligibility will be reset for the main building to the date of Apportionment of SFP funds for this project.

**AUTHORITY**

Education Code (EC) Section 17075.10(a) states:

A school district may apply for hardship assistance in cases of extraordinary circumstances. Extraordinary circumstances may include, but are not limited to, the need to repair, reconstruct, or replace the most vulnerable school facilities that are identified as a Category 2 building, as defined in the report submitted pursuant to Section 17317, determined by the department to pose an unacceptable risk of injury to its occupants in the event of a seismic event.

SFP Regulation Section 1859.82 states, “A district is eligible for facility hardship funding to repair, replace, or construct new classrooms and related facilities if the district demonstrates there is an unmet need for pupil housing or the condition of the facilities, or the lack of facilities, is a threat to the health and safety of the pupils.”

SFP Regulation Section 1859.82(a)(1) provides for Facility Hardship grant funding when:

The facilities are needed to ensure the health and safety of the pupils if the district can demonstrate to the satisfaction of the Board that the health and safety of the pupils is at risk. Factors to be considered by the Board shall include the close proximity to a major freeway, airport, electrical facility, high power transmission lines, dam, pipeline, industrial facility, adverse air quality emission or other health and safety risks, including structural deficiencies required by the DSA to be repaired, seismic mitigation of the Most Vulnerable Category 2 Buildings as verified by the DSA, traffic safety or because the pupils reside in remote areas of the district and transportation to existing facilities is not possible or poses a health and safety risk.

SFP Regulation Section 1859.82(a)(1)(A)(2) states, “If the total cost to remain in the classroom or related facility is greater than 50 percent of the Current Replacement Cost and the Application is for replacement facilities, the district may qualify for a grant for a new or replacement school or replacement facilities as a new construction project.”

SFP Regulation Section (a)(1)(C) states,

The seismic mitigation projects must meet all of the following requirements:

1. The construction contract was executed on or after May 20, 2006;
2. The project funding provided shall be for the minimum work necessary to obtain DSA approval;
3. The building is designed for occupancy by students and staff; and
4. The DSA concurs with a report by a structural engineer, which identifies structural deficiencies that pose an unacceptable risk of injury to its occupants in a seismic event. If the unacceptable risk of injury is due to the presence of faulting, liquefaction or landslide, these hazards must be documented by a geologic hazards report prepared by an engineering geologist in accordance with California Building Code, Part 2, Chapter 18, section 1803A and with the concurrence of the California Geological Survey.

## ATTACHMENT A

SFP Regulation Section 1859.82 further states, “If the district qualifies for repair of a Qualified Historical School Building pursuant to (a)(1)(A)3. or replacement facilities on the same site pursuant to either (a)(1)(A)2. or (a)(2) above, the district is eligible for funding as a new construction project. Replacement facilities and square footage amounts used to determine funding for a Qualified Historical School Building shall be allowed in accordance with the square footage amounts provided in the chart in Section (b) below...The square footage provided, after accounting for all useable facilities on the site, shall not exceed the following:”

Facility	Elementary School Pupils	Middle School Pupils	High School Pupils
Multi-Purpose (includes food service)	5.3 sq. ft. per pupil minimum 4,000 sq. ft.	5.3 sq. ft. per pupil minimum 5,000 sq. ft.	6.3 sq. ft. per pupil minimum 8,200 sq. ft.
Toilet	3 sq. ft. per pupil minimum 300 sq. ft.	4 sq. ft. per pupil minimum 300 sq. ft.	5 sq. ft. per pupil minimum 300 sq. ft.
Gymnasium (includes shower/locker)	N/A	12.9 sq. ft. per pupil minimum 6,828 sq. ft. maximum 16,000 sq. ft.	15.3 sq. ft. per pupil minimum 8,380 sq. ft. maximum 18,000 sq. ft.
School Administration	3 sq. ft. per pupil minimum 600 sq. ft.	3 sq. ft. per pupil minimum 600 sq. ft.	4 sq. ft. per pupil minimum 800 sq. ft.
Library/Media Center	2.3 sq. ft. per pupil plus 600 sq. ft.	3.3 sq. ft. per pupil plus 600 sq. ft.	4.3 sq. ft. per pupil plus 600 sq. ft.

SAB Meeting: August 26, 2020

Seismic Mitigation Program – Adjusted Grant Approval

**SCHOOL DISTRICT DATA**

**Application No:** 51/61697-00-001  
**School District:** John Swett Unified

**County:** Contra Costa  
**School Name:** Carquinez Middle

**PROJECT DATA**

**Type of Project:** Middle School  
**Pupils Assigned**  
     **K-6:** 92  
     **7-8:** 164  
     **9-12:**  
     **Non-Severe:** 49  
     **Severe:**  
**Application Filing Basis:** Site Specific  
**Number of Classrooms:** 15  
**Master Acres:**  
**Existing Acres:** 7.04  
**Proposed Acres:**  
**Recommended Acres:** 8.1  
**Facility Hardship (a):** Yes  
**Financial Hardship Requested:** No  
**Alternative Education School:** No  
**Addition to Existing Site:** No

**ADJUSTED GRANT DATA**

<b>New Construction Grant</b>	\$ 4,517,815.00
<b>Fire Detection Alarm</b>	7,276.00
<b>Service Site</b>	1,611,507.00
<b>Off-Site</b>	239,064.00
<b>Utilities</b>	67,241.00
<b>Project Assistance</b>	7,615.00
<b>Total State Share (50%)</b>	6,450,518.00
<b>District Share (50%)</b>	6,450,518.00
<b>Total Project Cost</b>	<b>\$12,901,036.00</b>

**PROJECT FINANCING**

<b>State Share</b>	
<b>This Project</b>	\$6,450,518.00
<b>District Share</b>	
<b>Cash Contribution</b>	\$6,450,518.00
<b>Financial Hardship</b>	
<b>Total Project Cost</b>	<b>\$12,901,036.00</b>

**HISTORY OF PROJECT COST AND APPORTIONMENT**

	<b>Fund Code</b>	<b>Proposition</b>	<b>Previously Authorized</b>	<b>Authorized This Action</b>	<b>Unfunded Approval This Action</b>
<b><u>State Share</u></b>					
<b>New Construction/Additional Grant</b>	951-505	51		\$6,450,518.00	\$6,450,518.00
<b><u>District Share</u></b>					
<b>Cash Contribution</b>				6,450,518.00	
<b>Total</b>				<b>\$12,901,036.00</b>	<b>\$6,450,518.00</b>

**Funding Source(s): Proposition 51 Bonds/2016-Nov.**

Pursuant to the Board's action on March 11, 2009, this application has been approved and placed on the Unfunded List (Lack of AB 55 Loans). This approval does not constitute a guarantee or commitment of future State funding.

The District shall ensure that it is in compliance with all applicable laws, regulations and certifications it made on the program forms.

Based on the Board's action on June 5, 2017, this project is subject to the Grant Agreement submittal pursuant to School Facility Program Regulation Section 1859.90.4.

The District is responsible for ensuring that the project is compliant with Prevailing Wage Monitoring and/or Labor Compliance Program requirements at the time construction contracts are executed and/or construction commenced.



## FACILITY HARDSHIP / REHABILITATION PROGRAM

### SCHOOL DISTRICT DATA

School District: Scotia Union Elementary  
Application Number: 51/63024-00-001  
Total District Enrollment: 174  
County: Humboldt

School Name: Stanwood A Murphy Elementary  
Project Grade Level: K-8  
Financial Hardship: Yes

The District qualifies for financial hardship pursuant to SFP Regulation Section 1859.81(c)(4). The District has demonstrated it is financially unable to provide all or a part of the matching funds and is levying the developer fees or equal alternative revenue source justified by law. The District's total bonding capacity (as of July 15, 2020) is \$5 million or less.

### TYPE OF REQUEST

State Allocation Board (Board) Conceptual approval for placement on the Unfunded List (Lack of AB 55 Loans) for a School Facility Program (SFP) Facility Hardship replacement project.

Estimated Total Project Cost: \$7,349,772.00  
Estimated Cost to the State: \$3,674,886.00  
Total Design Cost to the State: \$1,458,490.40

### DESCRIPTION

#### DESCRIPTION OF HEALTH AND SAFETY THREAT

The gymnasium facility located at the Stanwood A. Murphy Elementary School is a Minimum Essential Facility originally constructed in 1959 and had been used by the District to satisfy the physical education requirements of the student population. In 2016, a geotechnical study indicated the potential for very high seismic demands on the school site. A subsequent report by ZFA Structural Engineers, dated January 13, 2020, identifies several structural deficiencies in the gymnasium facility. The structural report references material insufficiencies with the building diaphragm, and shear wall systems of the building's structure that render the facility "seismically deficient as a school building and poses a threat of partial collapse should a significant seismic event occur."

#### SCOPE OF PROJECT

The scope of this project includes the replacement of the gymnasium facility on the Stanwood A. Murphy Elementary School site.

## STATUS OF SCHOOL SITE

The gymnasium facility is currently closed to occupancy due to the existing threat to health and safety.

## QUALIFYING CRITERIA

### GOVERNMENT/STATE LEVEL CONCURRENCE

The Division of the State Architect has provided written concurrence that supports the industry specialist's findings and recommended work to mitigate the health and safety threat.

Staff Supports the District's Request: Yes

### SITE VISIT COMPLETED BY STAFF

Staff completed a site visit on June 20, 2019.

### AUTHORITY

See Attachment A

### RECOMMENDATIONS

1. Approve the District's request for a conceptual approval to demolish and replace the gymnasium at the Stanwood A. Murphy Elementary School site, pursuant to SFP Regulation Section 1859.82 as shown on Attachment B.
2. Provide that the District must file an Approved Application for funding within 18 months of this approval, pursuant to Regulation Section 1859.82(c).
3. Provide that this conceptual approval does not guarantee a commitment for funding by the Board. Any possible future funding will be subject to all governing laws and regulations, and the availability of funds.
4. Provide that the State portion of any and all savings which may be realized from the funding of this Facility Hardship project must be returned to the State.

**AUTHORITY**

Education Code (EC) Section 17075.10(a) states:

A school district may apply for hardship assistance in cases of extraordinary circumstances. Extraordinary circumstances may include, but are not limited to, the need to repair, reconstruct, or replace the most vulnerable school facilities that are identified as a Category 2 building, as defined in the report submitted pursuant to Section 17317, determined by the department to pose an unacceptable risk of injury to its occupants in the event of a seismic event.

SFP Regulation Section 1859.81 states:

Except for Joint-Use Projects and Career Technical Education Facilities Projects, a district is eligible for financial hardship to fund all or a portion of its matching share requirement after demonstrating the requirements of (a), (c), and (d) below:

- a) The district is financially unable to provide all necessary matching funds for an eligible project. To determine this, an analysis shall be made of the district's financial records by the OPSC including data and records maintained by the CDE and the County Office of Education....
- b) From the funds deemed available as a matching contribution, the district may retain \$19,776 per classroom in each enrollment reporting period for the cost to provide interim housing for the currently unhoused pupils of the district....
- c) The district has made all reasonable efforts to fund its matching share of the project by demonstrating it is levying the developer fee justified under law or an alternative revenue source equal to or greater than the developer fee otherwise justified under law at the time of request for hardship and the district meets at least one of the following:
  1. The current outstanding bonded indebtedness of the district issued for the purpose of constructing school facilities in accordance with Education Code Section 17072.35 or 17074.25 as appropriate, at the time of request for financial hardship status, is at least 60 percent of the district's total bonding capacity. Outstanding bonded indebtedness includes that part of general obligation bonds, Mello-Roos Bonds, School Facility Improvement District Bonds and certificates of participation which the district is paying a debt service that was issued for capital outlay school facility purposes.
  2. The district had a successful registered voter bond election for at least the maximum amount allowed under Proposition 39 within the previous two years from the date of request for financial hardship status. The proceeds from the bond election that represent the maximum amount allowed under the provisions of Proposition 39 must be used to fund the district's matching share requirement for SFP project(s).
  3. It is a County Superintendent of Schools.
  4. The district's total bonding capacity at the time of the request for financial hardship status is \$5 million or less.
  5. Other evidence of reasonable effort as approved by the SAB....

## ATTACHMENT A

SFP Regulation Section 1859.82 states, “A district is eligible for facility hardship funding to repair, replace or construct new classrooms and related facilities if the district demonstrates there is an unmet need for pupil housing or the condition of the facilities, or the lack of facilities, is a threat to the health and safety of the pupils.”

SFP Regulation Section 1859.82(a)(1) provides for Facility Hardship grant funding when:

The facilities are needed to ensure the health and safety of the pupils if the district can demonstrate to the satisfaction of the Board that the health and safety of the pupils is at risk. Factors to be considered by the Board shall include the close proximity to a major freeway, airport, electrical facility, high power transmission lines, dam, pipeline, industrial facility, adverse air quality emission or other health and safety risks, including structural deficiencies required by the DSA to be repaired, seismic mitigation of the Most Vulnerable

Category 2 Buildings as verified by the DSA, traffic safety or because the pupils reside in remote areas of the district and transportation to existing facilities is not possible or poses a health and safety risk.

SFP Regulation Section 1859.82(a)(1)(A)(2) states in part, “If the total cost to remain in the classroom or related facility is greater than 50 percent of the Current Replacement Cost and the Application is for replacement facilities, the district may qualify for a grant for a new or replacement school or replacement facilities as a new construction project.”

SFP Regulation Section 1859.82 further states, “If the district qualifies for repair of a Qualified Historical School Building pursuant to (a)(1)(A)3. or replacement facilities on the same site pursuant to either (a)(1)(A)2. or (a)(2) above, the district is eligible for funding as a new construction project. Replacement facilities and square footage amounts used to determine funding for a Qualified Historical School Building shall be allowed in accordance with the square footage amounts provided in the chart in Section (b) below...The square footage provided, after accounting for all useable facilities on the site, shall not exceed the following:”

# ATTACHMENT A

Facility	Elementary School Pupils	Middle School Pupils	High School Pupils
Multi-Purpose (includes food service)	5.3 sq. ft. per pupil minimum 4,000 sq. ft.	5.3 sq. ft. per pupil minimum 5,000 sq. ft.	6.3 sq. ft. per pupil minimum 8,200 sq. ft.
Toilet	3 sq. ft. per pupil minimum 300 sq. ft.	4 sq. ft. per pupil minimum 300 sq. ft.	5 sq. ft. per pupil minimum 300 sq. ft.
Gymnasium (includes shower/locker)	N/A	12.9 sq. ft. per pupil minimum 6,828 sq. ft. maximum 16,000 sq. ft.	15.3 sq. ft. per pupil minimum 8,380 sq. ft. maximum 18,000 sq. ft.
School Administration	3 sq. ft. per pupil minimum 600 sq. ft.	3 sq. ft. per pupil minimum 600 sq. ft.	4 sq. ft. per pupil minimum 800 sq. ft.
Library/Media Center	2.3 sq. ft. per pupil plus 600 sq. ft.	3.3 sq. ft. per pupil plus 600 sq. ft.	4.3 sq. ft. per pupil plus 600 sq. ft.

SFP Regulation Section 1859.90 states that “a district must submit the Form SAB 50-05, within 18 months of the Apportionment of the SFP grant for the project or the entire...apportionment shall be rescinded without further Board action....”

SAB Meeting: August 26, 2020

New Construction – Separate Design

**SCHOOL DISTRICT DATA**

Application No: 51/63024-00-001

County: Humboldt

School District: Scotia Union Elementary

School Name: Stanwood A. Murphy Elementary

**PROJECT DATA**

Type of Project: Elementary School

Pupils Assigned K-6:

7-8:

9-12:

Non-Severe:

Severe:

Financial Hardship Requested: Yes

Alternative Education School: No

Application Filing Basis: Site Specific

Number of Classrooms:

Existing Acres:

Proposed Acres:

Facility Hardship (a): Yes

Addition to Existing Site: No

**GRANT DATA****Estimated Total Grant**

Fac. Hardship Other: 15,314 Sq. Ft. \$ 550,830.00

Fac. Hardship Toilet: 1,505 Sq. Ft. 3,124,056.00

Total State Share (50%) \$3,674,886.00

District Share (50%) 3,674,886.00

Total Estimated Cost \$7,349,772.00

**Design Grant**

Total Design (40% of Grant) \$1,469,954.40

Total Design \$1,469,954.40

Total State Share (50%) \$ 734,977.20

District Share (50%) \$ 734,977.20

District Cash Contribution \$ 11,464.00

Financial Hardship \$ 723,513.20

**DESIGN PROJECT FINANCING****State Share**

New Construction Design Grant

\$ 734,977.20

**District Share**

Cash Contribution

11,464.00

Financial Hardship

723,513.20

Total Design Cost

\$1,469,954.40

**HISTORY OF PROJECT COST AND APPORTIONMENT**

	Fund Code	Proposition	Previously Authorized	Authorized This Action	Unfunded Approval This Action
<b><u>State Share</u></b>					
New Construction Design Grant	951-500	51		\$ 734,977.20	\$ 734,977.20
<b><u>District Share</u></b>					
Cash Contribution				\$11,464.00	
Financial Hardship	951-500	51		723,513.20	723,513.20
<b>Total</b>				<b>\$ 1,469,954.40</b>	<b>\$ 1,458,490.40</b>

**Funding Source(s): Proposition 51 Bonds/2016-Nov.**

Pursuant to the Board's action on March 11, 2009, this application has been approved and placed on the Unfunded List (Lack of AB 55 Loans). This approval does not constitute a guarantee or commitment of future State funding.

The District shall ensure that it is in compliance with all applicable laws, regulations and certifications it made on the program forms.

Based on the Board's action on June 5, 2017, this project is subject to the Grant Agreement submittal pursuant to School Facility Program Regulation Section 1859.90.4.

The District is responsible for ensuring that the project is compliant with Prevailing Wage Monitoring and/or Labor Compliance Program requirements at the time construction contracts are executed and/or construction commenced.

Amounts shown for financial hardship assistance are subject to adjustment as a result of a review of the District's financial records pursuant to Regulation Section 1859.81(a) at the time of apportionment.

The District qualifies for financial hardship pursuant to SFP Regulation Section 1859.81(c)(4). The District has demonstrated it is financially unable to provide all or a part of the matching funds and is levying the developer fees or equal alternative revenue source justified by law. The District's total bonding capacity (as of July 15, 2020) is \$5 million or less.

## FACILITY HARDSHIP / REHABILITATION PROGRAM

### SCHOOL DISTRICT DATA

School District: Atwater Elementary  
Application Number: 58/65631-00-002  
Total District Enrollment: 4,978  
County: Merced

School Name: Mitchell Elementary  
Project Grade Level: K-6  
Financial Hardship: No

### TYPE OF REQUEST

State Allocation Board (Board) approval for placement on the Unfunded List (Lack of AB 55 Loans) for a School Facility Program (SFP) Facility Hardship Rehabilitation project.

Total Project Cost: \$343,576.00  
Cost to the State: \$206,146.00

### DESCRIPTION

#### DESCRIPTION OF HEALTH AND SAFETY THREAT

The existing fire alarm system at Mitchell Elementary School consists of manual pull stations without full-coverage automatic fire alarm initiation. Therefore, should a fire begin in one building, the system would not be capable of detecting the fire until it had advanced well beyond origination. The current fire alarm panel is in failing condition and has reached the end of usefulness and reliability. According to a report by an electrical engineer from Teter, dated October 24, 2019, due to these issues and concerns, "the existing fire alarm system poses health and safety concerns for the students and staff." The Fire Marshal for the city of Atwater Fire Department states that the existing fire alarm system "doesn't function properly and is obsolete," and furthermore states that "it creates a very unsafe environment for students and staff." Because of the conditions of the existing fire alarm system as described in the Industry Specialist's report, it's creating a hazardous and unsafe environment for all occupants.

#### SCOPE OF PROJECT

The scope of this project includes the replacement of the fire alarm system.

#### STATUS OF SCHOOL SITE

The project is under construction and is expected to be complete by October 2020.

## **QUALIFYING CRITERIA**

### **GOVERNMENT/STATE LEVEL CONCURRENCE**

The City of Atwater Fire Department has provided written concurrence from their Fire Marshal supporting the industry specialist's findings and recommended work to mitigate the health and safety threat.

Staff Supports the District's Request: Yes

### **SITE VISIT COMPLETED BY STAFF**

Staff accepted detailed reports from an industry specialist in lieu of a site visit.

### **AUTHORITY**

See Attachment A

### **RECOMMENDATION**

Approve the District's request for an unfunded approval for the replacement of the fire alarm system at the Mitchell Elementary School site, pursuant to SFP Regulation Section 1859.83(e) as shown on Attachment B.



**AUTHORITY**

Education Code (EC) Section 17075.10(a) states:

A school district may apply for hardship assistance in cases of extraordinary circumstances. Extraordinary circumstances may include, but are not limited to, the need to repair, reconstruct, or replace the most vulnerable school facilities that are identified as a Category 2 building, as defined in the report submitted pursuant to Section 17317, determined by the department to pose an unacceptable risk of injury to its occupants in the event of a seismic event.

SFP Regulation Section 1859.82 states, “A district is eligible for facility hardship funding to repair, replace, or construct new classrooms and related facilities if the district demonstrates there is an unmet need for pupil housing or the condition of the facilities, or the lack of facilities, is a threat to the health and safety of the pupils.”

SFP Regulation Section 1859.82(a)(1) provides for Facility Hardship grant funding when:

The facilities are needed to ensure the health and safety of the pupils if the district can demonstrate to the satisfaction of the Board that the health and safety of the pupils is at risk. Factors to be considered by the Board shall include the close proximity to a major freeway, airport, electrical facility, high power transmission lines, dam, pipeline, industrial facility, adverse air quality emission or other health and safety risks, including structural deficiencies required by the DSA to be repaired, seismic mitigation of the Most Vulnerable Category 2 Buildings as verified by the DSA, traffic safety or because the pupils reside in remote areas of the district and transportation to existing facilities is not possible or poses a health and safety risk.

SFP Regulation Section 1859.82(a)(1)(A)(1) states,

If the total cost to remain in the classroom or related facility is 50 percent or less than the Current Replacement Cost, the district may qualify for either grant below, as applicable:

- a. Modernization Excessive Cost Hardship Grant for Rehabilitation Costs pursuant to Section 1859.83(e), or
- b. A grant not to exceed 50 percent of the cost estimate that has been reviewed and approved by the OPSC and approved by the Board for seismic repair.

Regulation Section 1859.83(e) states:

Excessive Cost for rehabilitation of facilities the Board has determined are a health and safety risk to the pupils pursuant to Section 1859.82(a)(1) and the cost/benefit analysis to mitigate the problem and remain in the facility is less than 50 percent of the Current Replacement Cost of the facility. The cost/benefit analysis shall not include increased costs associated with high performance related costs or components, with the exception of those high performance components that were pre-existing in the classroom or related facility. If the district qualifies, the district is eligible for funding of Rehabilitation Costs as a modernization project. If the Approved Application is received on or before April 29, 2002, the grant amount provided is 80 percent of the amount of the cost estimate required in Section 1859.82(a)(1) that has been reviewed by the OPSC and approved by the Board. If the Approved Application is received after April 29, 2002, the grant amount provided is 60 percent of the amount of the cost estimate required in Section 1859.82(a)(1) that has been reviewed by the OPSC and approved by the Board. An additional grant may be provided for high performance incentive pursuant to Section 1859.77.4 provided that the high performance points attained are

## ATTACHMENT A

related to the scope of the Facility Hardship project. For any project funded in whole or in part from Proposition 47 or Proposition 55 for which the construction contract is awarded prior to January 1, 2012, the district may be eligible for the funding provided to initiate and enforce a LCP as prescribed in Section 1859.78.1(a). For any project for which the construction contract is awarded on January 1, 2012 through June 19, 2014, the grant may be adjusted in the manner prescribed in Section 1859.78.1(b) and subject to the limitations established in Section 1859.78.1(c).

SAB Meeting: August 26, 2020

Modernization – Adjusted Grant Approval

**SCHOOL DISTRICT DATA****Application No:** 58/65631-00-002**County:** Merced**School District:** Atwater Elementary**School Name:** Mitchell Elementary**PROJECT DATA****Type of Project:** Elementary School**Application Filing Basis:** Site Specific**Pupils Assigned (Under 50 Yrs) K-6:****7-8:****9-12:****Non-Severe:****Severe:****Financial Hardship Requested:** No**Recommended Acres:** 9.50**Alternative Education School:** No**Existing Acres:** 15.43**ADJUSTED GRANT DATA**

<b>Rehabilitation</b>	\$206,146.00
<b>Total State Share (60%)</b>	206,146.00
<b>District Share (40%)</b>	137,430.00
<b>Total Project Cost</b>	<u>\$343,576.00</u>

**PROJECT FINANCING**

<b>State Share</b>	
<b>This Project</b>	\$206,146.00
<b>District Share</b>	
<b>Cash Contribution</b>	137,430.00
<b>Financial Hardship</b>	
<b>Total Project Cost</b>	<u><u>\$343,576.00</u></u>

**HISTORY OF PROJECT COST AND APPORTIONMENT**

	<b>Fund Code</b>	<b>Proposition</b>	<b>Previously Authorized</b>	<b>Authorized This Action</b>	<b>Unfunded Approval This Action</b>
<b>State Share</b>					
Modernization/Additional Grant	951-570	51		\$206,146.00	\$206,146.00
<b>District Share</b>					
Cash Contribution				137,430.00	
<b>Total</b>				<u><b>\$343,576.00</b></u>	<u><b>\$206,146.00</b></u>

**Funding Source(s): Proposition 51 Bonds/2016-Nov.**

Pursuant to the Board's action on March 11, 2009, this application has been approved and placed on the Unfunded List (Lack of AB 55 Loans). This approval does not constitute a guarantee or commitment of future State funding.

The District shall ensure that it is in compliance with all applicable laws, regulations and certifications it made on the program forms.

Based on the Board's action on June 5, 2017, this project is subject to the Grant Agreement submittal pursuant to School Facility Program Regulation Section 1859.90.4.

The District is responsible for ensuring that the project is compliant with Prevailing Wage Monitoring and/or Labor Compliance Program requirements at the time construction contracts are executed and/or construction commenced.

## FACILITY HARDSHIP / REHABILITATION PROGRAM

### SCHOOL DISTRICT DATA

School District: Benicia Unified  
Application Number: 58/70524-00-002  
Total District Enrollment: 4,642  
County: Solano

School Name: Liberty High  
Project Grade Level: 9-12  
Financial Hardship: No

### TYPE OF REQUEST

State Allocation Board (Board) approval for placement on the Unfunded List (Lack of AB 55 Loans) for a School Facility Program (SFP) Facility Hardship Rehabilitation project.

Total Project Cost: \$288,818  
Cost to the State: \$173,291

### DESCRIPTION

#### DESCRIPTION OF HEALTH AND SAFETY THREAT

The existing fire alarm system at Liberty High School is a manual pull station system. The current fire alarm panel is in failing condition and has reached the end of usefulness and reliability. As well as not being a fully automatic system, it does not have voice evacuation capabilities and does not function well enough to safely evacuate the building in the event of a fire or emergency. According to a report by American Consulting Engineers Electrical, Inc., dated October 11, 2019 and revised on June 29, 2020, notification coverage of the fire alarm is "inadequate to properly evacuate within the proper NFPA safety standards." The City of Benicia Fire Department states that the existing fire alarm system is "incapable of being serviced adequately" therefore, "resulting in an insufficient margin of life safety protection for students and faculty." Because of the conditions of the existing fire alarm system as described in the Industry Specialist's report it's creating a hazardous and unsafe environment for all occupants.

#### SCOPE OF PROJECT

The scope of this project includes the replacement of the fire alarm system.

#### STATUS OF SCHOOL SITE

The District anticipates project completion prior to February 2021.

## **QUALIFYING CRITERIA**

### **GOVERNMENT/STATE LEVEL CONCURRENCE**

The City of Benicia Fire Department has provided written concurrence from their Fire Prevention Inspector supporting the industry specialist's findings and recommended work to mitigate the health and safety threat.

Staff Supports the District's Request: Yes

### **SITE VISIT COMPLETED BY STAFF**

Staff accepted detailed reports from an industry specialist in lieu of a site visit.

### **AUTHORITY**

See Attachment A

### **RECOMMENDATION**

Approve the District's request for an unfunded approval for the replacement of the fire alarm system at the Liberty High School site, pursuant to SFP Regulation Section 1859.83(e) as shown on Attachment B.

**AUTHORITY**

Education Code (EC) Section 17075.10(a) states:

A school district may apply for hardship assistance in cases of extraordinary circumstances. Extraordinary circumstances may include, but are not limited to, the need to repair, reconstruct, or replace the most vulnerable school facilities that are identified as a Category 2 building, as defined in the report submitted pursuant to Section 17317, determined by the department to pose an unacceptable risk of injury to its occupants in the event of a seismic event.

SFP Regulation Section 1859.82 states, “A district is eligible for facility hardship funding to repair, replace, or construct new classrooms and related facilities if the district demonstrates there is an unmet need for pupil housing or the condition of the facilities, or the lack of facilities, is a threat to the health and safety of the pupils.”

SFP Regulation Section 1859.82(a)(1) provides for Facility Hardship grant funding when:

The facilities are needed to ensure the health and safety of the pupils if the district can demonstrate to the satisfaction of the Board that the health and safety of the pupils is at risk. Factors to be considered by the Board shall include the close proximity to a major freeway, airport, electrical facility, high power transmission lines, dam, pipeline, industrial facility, adverse air quality emission or other health and safety risks, including structural deficiencies required by the DSA to be repaired, seismic mitigation of the Most Vulnerable Category 2 Buildings as verified by the DSA, traffic safety or because the pupils reside in remote areas of the district and transportation to existing facilities is not possible or poses a health and safety risk.

SFP Regulation Section 1859.82(a)(1)(A)(1) states,

If the total cost to remain in the classroom or related facility is 50 percent or less than the Current Replacement Cost, the district may qualify for either grant below, as applicable:

- a. Modernization Excessive Cost Hardship Grant for Rehabilitation Costs pursuant to Section 1859.83(e), or
- b. A grant not to exceed 50 percent of the cost estimate that has been reviewed and approved by the OPSC and approved by the Board for seismic repair.

Regulation Section 1859.83(e) states:

Excessive Cost for rehabilitation of facilities the Board has determined are a health and safety risk to the pupils pursuant to Section 1859.82(a)(1) and the cost/benefit analysis to mitigate the problem and remain in the facility is less than 50 percent of the Current Replacement Cost of the facility. The cost/benefit analysis shall not include increased costs associated with high performance related costs or components, with the exception of those high performance components that were pre-existing in the classroom or related facility. If the district qualifies, the district is eligible for funding of Rehabilitation Costs as a modernization project. If the Approved Application is received on or before April 29, 2002, the grant amount provided is 80 percent of the amount of the cost estimate required in Section 1859.82(a)(1) that has been reviewed by the OPSC and approved by the Board. If the Approved Application is received after April 29, 2002, the grant amount provided is 60 percent of the amount of the cost estimate required in Section 1859.82(a)(1) that has been reviewed by the OPSC and approved by the Board. An additional grant may be provided for high performance incentive pursuant to Section 1859.77.4 provided that the high performance points attained are

## ATTACHMENT A

related to the scope of the Facility Hardship project. For any project funded in whole or in part from Proposition 47 or Proposition 55 for which the construction contract is awarded prior to January 1, 2012, the district may be eligible for the funding provided to initiate and enforce a LCP as prescribed in Section 1859.78.1(a). For any project for which the construction contract is awarded on January 1, 2012 through June 19, 2014, the grant may be adjusted in the manner prescribed in Section 1859.78.1(b) and subject to the limitations established in Section 1859.78.1(c).

SAB Meeting: August 26, 2020

Modernization – Adjusted Grant Approval

**SCHOOL DISTRICT DATA**

Application No: 58/70524-00-002

County: Solano

School District: Benicia Unified

School Name: Liberty High

**PROJECT DATA**

Type of Project: High School

Application Filing Basis: Site Specific

Pupils Assigned (Under 50 Yrs) K-6:

7-8:

9-12:

Recommended Acres: 2.2

Non-Severe:

Existing Acres: .36

Severe:

Financial Hardship Requested: No

Alternative Education School: No

**ADJUSTED GRANT DATA**

Rehabilitation	\$173,291.00
Total State Share (60%)	173,291.00
District Share (40%)	115,527.00
Total Project Cost	<u>\$288,818.00</u>

**PROJECT FINANCING**

<b><u>State Share</u></b>	
This Project	\$173,291.00
<b><u>District Share</u></b>	
Cash Contribution	115,527.00
Financial Hardship	
Total Project Cost	<u>\$288,818.00</u>

**HISTORY OF PROJECT COST AND APPORTIONMENT**

	Fund Code	Proposition	Previously Authorized	Authorized This Action	Unfunded Approval This Action
<b><u>State Share</u></b>					
Modernization/Additional Grant	951-570	51		\$173,291.00	\$173,291.00
<b><u>District Share</u></b>					
Cash Contribution				115,527.00	
Total				<u>\$288,818.00</u>	<u>\$173,291.00</u>

**Funding Source(s): Proposition 51 Bonds/2016-Nov.**

Pursuant to the Board's action on March 11, 2009, this application has been approved and placed on the Unfunded List (Lack of AB 55 Loans). This approval does not constitute a guarantee or commitment of future State funding.

The District shall ensure that it is in compliance with all applicable laws, regulations and certifications it made on the program forms.

Based on the Board's action on June 5, 2017, this project is subject to the Grant Agreement submittal pursuant to School Facility Program Regulation Section 1859.90.4.

The District is responsible for ensuring that the project is compliant with Prevailing Wage Monitoring and/or Labor Compliance Program requirements at the time construction contracts are executed and/or construction commenced.



## FACILITY HARDSHIP / REHABILITATION PROGRAM

### SCHOOL DISTRICT DATA

School District: Burnt Ranch Elementary  
Application Number: 58/71662-00-001  
Total District Enrollment: 85  
County: Trinity

School Name: Burnt Ranch Elementary  
Project Grade Level: K-6  
Financial Hardship: Yes

The District qualifies for financial hardship pursuant to SFP Regulation Section 1859.81(c)(4). The District has demonstrated it is financially unable to provide all or a part of the matching funds and is levying the developer fees or equal alternative revenue source justified by law. The District's total bonding capacity (as of June 8, 2020) is \$5 million or less.

### TYPE OF REQUEST

State Allocation Board (Board) approval for placement on the Unfunded List (Lack of AB 55 Loans) for a School Facility Program (SFP) Facility Hardship Rehabilitation project.

Total Project Cost: \$222,977.00  
Cost to the State: \$211,762.00  
Total Design Cost to the State: \$22,232.00

### DESCRIPTION

#### DESCRIPTION OF HEALTH AND SAFETY THREAT

This area of Trinity County has trouble finding reliable groundwater which has created a significant health and safety condition at Burnt Ranch Elementary School due to the inadequate water supply. Additionally, this lack of water volume also impacts the ability of the school to fully supply its fire hydrant systems. According to a report by Fisch Drilling, dated April 7, 2020, found deficiencies in the production of reliable groundwater from the existing well at the Burnt Ranch Elementary School site. The report indicates the immediate concern related to the unreliable surface water and a creek side water diversion. Based on specialist observation, it is determined that the current potable water system, "will pose a significant and imminent health and safety hazard to building occupants, including students."

#### SCOPE OF PROJECT

The scope of this project includes the construction of a new well, pump system and water tank on the existing site.

## STATUS OF SCHOOL SITE

The final plans are anticipated to be complete and approved in the fall of 2020 with project completion in the spring of 2021.

## QUALIFYING CRITERIA

### GOVERNMENT/STATE LEVEL OCCURENCE

The Trinity County Environmental Health has provided a written concurrence that supports the industry specialist's findings and recommended work to mitigate the health and safety threat.

Staff Supports the District's Request: Yes

### SITE VISIT COMPLETED BY STAFF

Staff accepted detailed reports and/or photographs from an industry specialist in lieu of a site visit.

### AUTHORITY

See Attachment A

### RECOMMENDATIONS

1. Approve the District's request for a conceptual approval for rehabilitation funding to be used towards the replacement of a new well, pump system and water tank at the Burnt Ranch Elementary School site, pursuant to SFP Regulation Section 1859.83(e) as shown on Attachment B.
2. Provide that the District must file an Approved Application for funding within 18 months of this approval, pursuant to Regulation Section 1859.82(c).
3. Provide that this conceptual approval does not guarantee a commitment for funding by the Board. Any possible future funding will be subject to all governing laws and regulations, and the availability of funds.
4. Provide that the State portion of any and all savings which may be realized from the funding of this Facility Hardship project must be returned to the State.

**AUTHORITY**

Education Code (EC) Section 17075.10(a) states:

A school district may apply for hardship assistance in cases of extraordinary circumstances. Extraordinary circumstances may include, but are not limited to, the need to repair, reconstruct, or replace the most vulnerable school facilities that are identified as a Category 2 building, as defined in the report submitted pursuant to Section 17317, determined by the department to pose an unacceptable risk of injury to its occupants in the event of a seismic event.

SFP Regulation Section 1859.82 states, “A district is eligible for facility hardship funding to repair, replace, or construct new classrooms and related facilities if the district demonstrates there is an unmet need for pupil housing or the condition of the facilities, or the lack of facilities, is a threat to the health and safety of the pupils.”

SFP Regulation Section 1859.82(a)(1) provides for Facility Hardship grant funding when:

The facilities are needed to ensure the health and safety of the pupils if the district can demonstrate to the satisfaction of the Board that the health and safety of the pupils is at risk. Factors to be considered by the Board shall include the close proximity to a major freeway, airport, electrical facility, high power transmission lines, dam, pipeline, industrial facility, adverse air quality emission or other health and safety risks, including structural deficiencies required by the DSA to be repaired, seismic mitigation of the Most Vulnerable Category 2 Buildings as verified by the DSA, traffic safety or because the pupils reside in remote areas of the district and transportation to existing facilities is not possible or poses a health and safety risk.

SFP Regulation Section 1859.82(a)(1)(A)(1) states,

If the total cost to remain in the classroom or related facility is 50 percent or less than the Current Replacement Cost, the district may qualify for either grant below, as applicable:

- a. Modernization Excessive Cost Hardship Grant for Rehabilitation Costs pursuant to Section 1859.83(e), or
- b. A grant not to exceed 50 percent of the cost estimate that has been reviewed and approved by the OPSC and approved by the Board for seismic repair.

Regulation Section 1859.83(e) states:

Excessive Cost for rehabilitation of facilities the Board has determined are a health and safety risk to the pupils pursuant to Section 1859.82(a)(1) and the cost/benefit analysis to mitigate the problem and remain in the facility is less than 50 percent of the Current Replacement Cost of the facility. The cost/benefit analysis shall not include increased costs associated with high performance related costs or components, with the exception of those high performance components that were pre-existing in the classroom or related facility. If the district qualifies, the district is eligible for funding of Rehabilitation Costs as a modernization project. If the Approved Application is received on or before April 29, 2002, the grant amount provided is 80 percent of the amount of the cost estimate required in Section 1859.82(a)(1) that has been reviewed by the OPSC and approved by the Board. If the Approved Application is received after April 29, 2002, the grant amount provided is 60 percent of the amount of the cost estimate required in Section 1859.82(a)(1) that has been reviewed by the OPSC and approved by the Board. An additional grant may be provided for high performance incentive pursuant to Section 1859.77.4 provided that the high performance points attained are

## ATTACHMENT A

related to the scope of the Facility Hardship project. For any project funded in whole or in part from Proposition 47 or Proposition 55 for which the construction contract is awarded prior to January 1, 2012, the district may be eligible for the funding provided to initiate and enforce a LCP as prescribed in Section 1859.78.1(a). For any project for which the construction contract is awarded on January 1, 2012 through June 19, 2014, the grant may be adjusted in the manner prescribed in Section 1859.78.1(b) and subject to the limitations established in Section 1859.78.1(c).

SAB Meeting: August 26, 2020

Modernization – Separate Design

**SCHOOL DISTRICT DATA**

Application No: 58/71662-00-001

County: Trinity

School District: Burnt Ranch Elementary

School Name: Burnt Ranch Elementary

**PROJECT DATA**

Type of Project:	Elementary School	Application Filing Basis:	Site Specific
Pupils Assigned	K-6:	Number of Classrooms:	
	7-8:	Existing Acres:	
	9-12:	Proposed Acres:	
	Non-Severe:	Facility Hardship (a):	No
	Severe:	Addition to Existing Site:	No
Financial Hardship Requested:	Yes		
Alternative Education School:	No		

**GRANT DATA**

	<b><u>Estimated Total Grant</u></b>		<b><u>Separate Design Grant</u></b>
Modernization Grant	\$ 133,786.00	Total Design (25% of Grant)	\$ 33,447.00
Total State Share (60%)	133,786.00	Design State Share (60%)	20,068.00
District Share (40%)	89,191.00	Design District Share (40%)	13,379.00
Total Estimated Cost	\$ 222,977.00	District Cash Contribution	11,215.00
		Financial Hardship	\$2,164.00

**DESIGN PROJECT FINANCING****State Share**

Modernization Design Grant \$ 20,068.00

**District Share**

Cash Contribution 11,215.00

Financial Hardship 2,164.00

Total Design Cost \$ 33,447.00

**HISTORY OF PROJECT COST AND APPORTIONMENT**

	Fund Code	Proposition	Previously Authorized	Authorized This Action	Unfunded Approval This Action
<b><u>State Share</u></b>					
Modernization Design Grant	951-570	51	\$	\$20,068.00	\$20,068.00
<b><u>District Share</u></b>					
Cash Contribution				11,215.00	
Financial Hardship	951-570	51		2,164.00	2,164.00
<b>Total</b>				<b>\$33,477.00</b>	<b>\$22,232.00</b>

**Funding Source(s): Proposition 51 Bonds/2016-Nov.**

Pursuant to the Board's action on March 11, 2009, this application has been approved and placed on the Unfunded List (Lack of AB 55 Loans). This approval does not constitute a guarantee or commitment of future State funding.

The District shall ensure that it is in compliance with all applicable laws, regulations and certifications it made on the program forms.

Based on the Board's action on June 5, 2017, this project is subject to the Grant Agreement submittal pursuant to School Facility Program Regulation Section 1859.90.4.

The District is responsible for ensuring that the project is compliant with Prevailing Wage Monitoring and/or Labor Compliance Program requirements at the time construction contracts are executed and/or construction commenced.

The District qualifies for financial hardship pursuant to SFP Regulation Section 1859.81(c)(4). The District has demonstrated it is financially unable to provide all or a part of the matching funds and is levying the developer fees or equal alternative revenue source justified by law. The District's total bonding capacity as of June 8, 2020 is \$5 million or less.

## FACILITY HARDSHIP / REHABILITATION PROGRAM

### SCHOOL DISTRICT DATA

School District: Galt Joint Union High  
Application Number: 58/67355-00-001  
Total District Enrollment: 2,213  
County: Sacramento

School Name: Liberty Ranch High  
Project Grade Level: 9-12  
Financial Hardship: Yes

The District qualifies for financial hardship pursuant to SFP Regulation Section 1859.81(c)(1). The District has demonstrated it is financially unable to provide all or a part of the matching funds and is levying the developer fees or equal alternative revenue source justified by law. The District's outstanding bonded indebtedness (as of May 27, 2020) is at least 60 percent of its total bonding capacity.

### TYPE OF REQUEST

State Allocation Board (Board) approval for placement on the Unfunded List (Lack of AB 55 Loans) for a School Facility Program (SFP) Facility Hardship Rehabilitation project.

Total Project Cost: \$3,356,563.00  
Cost to the State: \$3,356,563.00

### DESCRIPTION

#### DESCRIPTION OF HEALTH AND SAFETY THREAT

As a result of construction defects, building 700 at Liberty Ranch High School has experienced significant water intrusion resulting in severe dry rot damage that has compromised the structural integrity of the building. The District has since vacated the building due to the structural hazard and mold infestation which poses an imminent health and safety risk for the students and staff. According to a report from TSA Structural Engineers, Inc., dated July 15, 2019, due to the severe dry rot damage which has compromised the structural integrity, "the building cannot be occupied under this structural condition" and there is "an imminent structural hazard." The Division of State Architect (DSA) has deemed the entire building hazardous and unsafe for occupancy. Furthermore, DSA concurs these deficiencies are such that "the health and safety of the pupils are at risk and must be corrected."

#### SCOPE OF PROJECT

The scope of this project includes rehabilitating one building with new roof, walls, and flooring.

#### STATUS OF SCHOOL SITE

The District anticipates the project to be completed in August 2020.

## **QUALIFYING CRITERIA**

### **GOVERNMENT/STATE LEVEL CONCURRENCE**

The DSA has provided written concurrence from their regional manager supporting the structural engineer's report findings and recommended work to mitigate the health and safety threat.

Staff Supports the District's Request: Yes

### **SITE VISIT COMPLETED BY STAFF**

Staff accepted detailed reports from an industry specialist in lieu of a site visit.

### **AUTHORITY**

See Attachment A

### **RECOMMENDATION**

Approve the District's request for an unfunded approval for the rehabilitation of a new roof, walls, and flooring at the Liberty Ranch High School site, pursuant to SFP Regulation Section 1859.83(e) as shown on Attachment B.

**AUTHORITY**

Education Code (EC) Section 17075.10(a) states:

A school district may apply for hardship assistance in cases of extraordinary circumstances. Extraordinary circumstances may include, but are not limited to, the need to repair, reconstruct, or replace the most vulnerable school facilities that are identified as a Category 2 building, as defined in the report submitted pursuant to Section 17317, determined by the department to pose an unacceptable risk of injury to its occupants in the event of a seismic event.

SFP Regulation Section 1859.82 states, “A district is eligible for facility hardship funding to repair, replace, or construct new classrooms and related facilities if the district demonstrates there is an unmet need for pupil housing or the condition of the facilities, or the lack of facilities, is a threat to the health and safety of the pupils.”

SFP Regulation Section 1859.82(a)(1) provides for Facility Hardship grant funding when:

The facilities are needed to ensure the health and safety of the pupils if the district can demonstrate to the satisfaction of the Board that the health and safety of the pupils is at risk. Factors to be considered by the Board shall include the close proximity to a major freeway, airport, electrical facility, high power transmission lines, dam, pipeline, industrial facility, adverse air quality emission or other health and safety risks, including structural deficiencies required by the DSA to be repaired, seismic mitigation of the Most Vulnerable Category 2 Buildings as verified by the DSA, traffic safety or because the pupils reside in remote areas of the district and transportation to existing facilities is not possible or poses a health and safety risk.

SFP Regulation Section 1859.82(a)(1)(A)(1) states,

If the total cost to remain in the classroom or related facility is 50 percent or less than the Current Replacement Cost, the district may qualify for either grant below, as applicable:

- a. Modernization Excessive Cost Hardship Grant for Rehabilitation Costs pursuant to Section 1859.83(e), or
- b. A grant not to exceed 50 percent of the cost estimate that has been reviewed and approved by the OPSC and approved by the Board for seismic repair.

Regulation Section 1859.83(e) states:

Excessive Cost for rehabilitation of facilities the Board has determined are a health and safety risk to the pupils pursuant to Section 1859.82(a)(1) and the cost/benefit analysis to mitigate the problem and remain in the facility is less than 50 percent of the Current Replacement Cost of the facility. The cost/benefit analysis shall not include increased costs associated with high performance related costs or components, with the exception of those high performance components that were pre-existing in the classroom or related facility. If the district qualifies, the district is eligible for funding of Rehabilitation Costs as a modernization project. If the Approved Application is received on or before April 29, 2002, the grant amount provided is 80 percent of the amount of the cost estimate required in Section 1859.82(a)(1) that has been reviewed by the OPSC and approved by the Board. If the Approved Application is received after April 29, 2002, the grant amount provided is 60 percent of the amount of the cost estimate required in Section 1859.82(a)(1) that has been reviewed by the OPSC and approved by the Board. An additional grant may be provided for high performance incentive pursuant to Section 1859.77.4 provided that the high performance points attained are



## ATTACHMENT A

related to the scope of the Facility Hardship project. For any project funded in whole or in part from Proposition 47 or Proposition 55 for which the construction contract is awarded prior to January 1, 2012, the district may be eligible for the funding provided to initiate and enforce a LCP as prescribed in Section 1859.78.1(a). For any project for which the construction contract is awarded on January 1, 2012 through June 19, 2014, the grant may be adjusted in the manner prescribed in Section 1859.78.1(b) and subject to the limitations established in Section 1859.78.1(c).

SAB Meeting: August 26, 2020

Modernization – Adjusted Grant Approval

**SCHOOL DISTRICT DATA****Application No:** 58/67355-00-001**County:** Sacramento**School District:** Galt Joint Union High**School Name:** Liberty Ranch High**PROJECT DATA****Type of Project:** High School**Application Filing Basis:** Site Specific**Pupils Assigned (Under 50 Yrs) K-6:**

7-8:

9-12:

**Recommended Acres:** 35.50**Non-Severe:****Existing Acres:** 44.88**Severe:****Financial Hardship Requested:** Yes**Alternative Education School:** No**ADJUSTED GRANT DATA**

<b>Rehabilitation</b>	\$2,013,938.00
<b>Total State Share (60%)</b>	2,013,938.00
<b>District Share (40%)</b>	1,342,625.00
<b>Total Project Cost</b>	<u><u>\$3,356,563.00</u></u>

**PROJECT FINANCING**

<b><u>State Share</u></b>	
<b>This Project</b>	\$2,013,938.00
<b><u>District Share</u></b>	
<b>Cash Contribution</b>	
<b>Financial Hardship</b>	1,342,625.00
<b>Total Project Cost</b>	<u><u>\$3,356,563.00</u></u>

**HISTORY OF PROJECT COST AND APPORTIONMENT**

	<b>Fund Code</b>	<b>Proposition</b>	<b>Previously Authorized</b>	<b>Authorized This Action</b>	<b>Unfunded Approval This Action</b>
<b><u>State Share</u></b>					
<b>Modernization/Additional Grant</b>	951-570	51		\$2,013,938.00	\$2,013,938.00
<b><u>District Share</u></b>					
<b>Cash Contribution</b>					
<b>Financial Hardship</b>	951-570	51		1,342,625.00	1,342,625.00
<b>Total</b>				<u><u>\$3,356,563.00</u></u>	<u><u>\$3,356,563.00</u></u>

**Funding Source(s): Proposition 51 Bonds/2016-Nov.**

The District qualifies for financial hardship pursuant to SFP Regulation Section 1859.81(c)(1). The District has demonstrated it is financially unable to provide all or a part of the matching funds and is levying the developer fees or equal alternative revenue source justified by law. The District's outstanding bonded indebtedness (as of May 27, 2020) is at least 60 percent of its total bonding capacity.

Pursuant to the Board's action on March 11, 2009, this application has been approved and placed on the Unfunded List (Lack of AB 55 Loans). This approval does not constitute a guarantee or commitment of future State funding.

The District shall ensure that it is in compliance with all applicable laws, regulations and certifications it made on the program forms.

Based on the Board's action on June 5, 2017, this project is subject to the Grant Agreement submittal pursuant to School Facility Program Regulation Section 1859.90.4.

The District is responsible for ensuring that the project is compliant with Prevailing Wage Monitoring and/or Labor Compliance Program requirements at the time construction contracts are executed and/or construction commenced.

## FACILITY HARDSHIP / REHABILITATION PROGRAM

### SCHOOL DISTRICT DATA

School District: Greenfield Union Elementary  
Application Number: 58/66035-00-001  
Total District Enrollment: 3,550  
County: Monterey

School Name: Vista Verde Middle School  
Project Grade Level: 7-8  
Financial Hardship: Yes

The District qualifies for financial hardship pursuant to SFP Regulation Section 1859.81(c)(1). The District has demonstrated it is financially unable to provide all or a part of the matching funds and is levying the developer fees or equal alternative revenue source justified by law. The District's outstanding bonded indebtedness (as of *April 15, 2020*) is at least 60 percent of its total bonding capacity.

### TYPE OF REQUEST

State Allocation Board (Board) approval for placement on the Unfunded List (Lack of AB 55 Loans) for a School Facility Program (SFP) Facility Hardship replacement project.

Estimated Total Project Cost: \$694,210.00  
Estimated Cost to the State: \$694,210.00

### DESCRIPTION

#### DESCRIPTION OF HEALTH AND SAFETY THREAT

The current main fire alarm control panel and secondary alarm control panel are currently not functioning at Vista Verde Middle School. The panels have been in a compromised state for an extended period of time and due to multiple major infrastructure issues including wiring, short-circuits, malfunctioning devices and uncontrollable panel troubles which caused a persistent tripping of the fire alarm system during wet weather conditions, the panel was powered off. Retrofitting the system is not possible and existing conditions present a health and safety hazard to those on the site.

#### SCOPE OF PROJECT

The scope of this project includes the replacement of the fire alarm system in various areas of the Vista Verde Middle School site.

#### STATUS OF SCHOOL SITE

Construction is expected to begin in the Spring of 2021. The project is anticipated to be completed during the Summer of 2021.

## **QUALIFYING CRITERIA**

### **GOVERNMENT/STATE LEVEL CONCURRENCE**

The Fire Chief for the Greenfield Fire Department has provided written concurrence on February 7, 2019 that supports the industry specialist's findings and recommended work to mitigate the health and safety threat present in the electrical system in various sections of the school site.

Staff Supports the District's Request: Yes

### **SITE VISIT COMPLETED BY STAFF**

Staff accepted detailed reports from an industry specialist and photographs in lieu of a site visit.

### **AUTHORITY**

See Attachment A

### **RECOMMENDATION**

Approve the District's request for an unfunded approval for the replacement of the fire alarm system at the Vista Verde Middle School site, pursuant to SFP Regulation Section 1859.83(e) as shown on Attachment B.

**AUTHORITY**

Education Code (EC) Section 17075.10(a) states:

A school district may apply for hardship assistance in cases of extraordinary circumstances. Extraordinary circumstances may include, but are not limited to, the need to repair, reconstruct, or replace the most vulnerable school facilities that are identified as a Category 2 building, as defined in the report submitted pursuant to Section 17317, determined by the department to pose an unacceptable risk of injury to its occupants in the event of a seismic event.

SFP Regulation Section 1859.82 states, “A district is eligible for facility hardship funding to repair, replace, or construct new classrooms and related facilities if the district demonstrates there is an unmet need for pupil housing or the condition of the facilities, or the lack of facilities, is a threat to the health and safety of the pupils.”

SFP Regulation Section 1859.82(a)(1) provides for Facility Hardship grant funding when:

The facilities are needed to ensure the health and safety of the pupils if the district can demonstrate to the satisfaction of the Board that the health and safety of the pupils is at risk. Factors to be considered by the Board shall include the close proximity to a major freeway, airport, electrical facility, high power transmission lines, dam, pipeline, industrial facility, adverse air quality emission or other health and safety risks, including structural deficiencies required by the DSA to be repaired, seismic mitigation of the Most Vulnerable Category 2 Buildings as verified by the DSA, traffic safety or because the pupils reside in remote areas of the district and transportation to existing facilities is not possible or poses a health and safety risk.

SFP Regulation Section 1859.82(a)(1)(A)(1) states,

If the total cost to remain in the classroom or related facility is 50 percent or less than the Current Replacement Cost, the district may qualify for either grant below, as applicable:

- a. Modernization Excessive Cost Hardship Grant for Rehabilitation Costs pursuant to Section 1859.83(e), or
- b. A grant not to exceed 50 percent of the cost estimate that has been reviewed and approved by the OPSC and approved by the Board for seismic repair.

Regulation Section 1859.83(e) states:

Excessive Cost for rehabilitation of facilities the Board has determined are a health and safety risk to the pupils pursuant to Section 1859.82(a)(1) and the cost/benefit analysis to mitigate the problem and remain in the facility is less than 50 percent of the Current Replacement Cost of the facility. The cost/benefit analysis shall not include increased costs associated with high performance related costs or components, with the exception of those high performance components that were pre-existing in the classroom or related facility. If the district qualifies, the district is eligible for funding of Rehabilitation Costs as a modernization project. If the Approved Application is received on or before April 29, 2002, the grant amount provided is 80 percent of the amount of the cost estimate required in Section 1859.82(a)(1) that has been reviewed by the OPSC and approved by the Board. If the Approved Application is received after April

## ATTACHMENT A

29, 2002, the grant amount provided is 60 percent of the amount of the cost estimate required in Section 1859.82(a)(1) that has been reviewed by the OPSC and approved by the Board. An additional grant may be provided for high performance incentive pursuant to Section 1859.77.4 provided that the high performance points attained are related to the scope of the Facility Hardship project. For any project funded in whole or in part from Proposition 47 or Proposition 55 for which the construction contract is awarded prior to January 1, 2012, the district may be eligible for the funding provided to initiate and enforce a LCP as prescribed in Section 1859.78.1(a). For any project for which the construction contract is awarded on January 1, 2012 through June 19, 2014, the grant may be adjusted in the manner prescribed in Section 1859.78.1(b) and subject to the limitations established in Section 1859.78.1(c).

SAB Meeting: August 26, 2020

Modernization – Adjusted Grant Approval

**SCHOOL DISTRICT DATA**

Application No: 58/66035-00-001

County: Monterey

School District: Greenfield Union Elementary

School Name: Vista Verde Elementary

**PROJECT DATA**

Type of Project: Elementary School      Application Filing Basis: Site Specific

Pupils Assigned (Under 50 Yrs) K-6:

7-8:

9-12:

Recommended Acres: 14

Non-Severe:

Existing Acres: 14.8

Severe:

Financial Hardship Requested: Yes

Alternative Education School: No

**ADJUSTED GRANT DATA**

Rehabilitation	\$416,526.00
Total State Share (60%)	416,526.00
District Share (40%)	277,684.00
Total Project Cost	<b>\$694,210.00</b>

**PROJECT FINANCING**

<b>State Share</b>	
This Project	\$416,526.00
<b>District Share</b>	
Cash Contribution	
Financial Hardship	277,684.00
Total Project Cost	<b>\$694,210.00</b>

**HISTORY OF PROJECT COST AND APPORTIONMENT**

	Fund Code	Proposition	Previously Authorized	Authorized This Action	Unfunded Approval This Action
<b><u>State Share</u></b>					
Modernization/Additional Grant	051-570	51	\$101,332.95		
Modernization/Additional Grant	951-570	51		\$315,193.05	\$315,193.05
<b><u>District Share</u></b>					
<b>Cash Contribution</b>					
Financial Hardship	051-570	51	67,555.30		
Financial Hardship	951-570	51		210,128.70	210,128.70
<b>Total</b>			<b>\$168,888.25</b>	<b>\$525,321.75</b>	<b>\$525,321.75</b>

**Funding Source(s): Proposition 51 Bonds/2016-Nov.**

Pursuant to the Board's action on March 11, 2009, this application has been approved and placed on the Unfunded List (Lack of AB 55 Loans). This approval does not constitute a guarantee or commitment of future State funding.

The District shall ensure that it is in compliance with all applicable laws, regulations and certifications it made on the program forms.

Based on the Board's action on June 5, 2017, this project is subject to the Grant Agreement submittal pursuant to School Facility Program Regulation Section 1859.90.4.

The District is responsible for ensuring that the project is compliant with Prevailing Wage Monitoring and/or Labor Compliance Program requirements at the time construction contracts are executed and/or construction commenced.

The District qualifies for financial hardship pursuant to SFP Regulation Section 1859.81(c)(1). The District has demonstrated it is financially unable to provide all or a part of the matching funds and is levying the developer fees or equal alternative revenue source justified by law.

The District's outstanding bonded indebtedness (as of April 15, 2020) is at least 60 percent of its total bonding capacity.

## FACILITY HARDSHIP / REHABILITATION PROGRAM

### SCHOOL DISTRICT DATA

School District: Greenfield Union Elementary  
Application Number: 58/66035-00-003  
Total District Enrollment: 3,550  
County: Monterey

School Name: Oak Avenue Elementary  
Project Grade Level: K-6  
Financial Hardship: Yes

The District qualifies for financial hardship pursuant to SFP Regulation Section 1859.81(c)(1). The District has demonstrated it is financially unable to provide all or a part of the matching funds and is levying the developer fees or equal alternative revenue source justified by law. The District's outstanding bonded indebtedness (as of April 15, 2020) is at least 60 percent of its total bonding capacity.

### TYPE OF REQUEST

State Allocation Board (Board) approval for placement on the Unfunded List (Lack of AB 55 Loans) for a School Facility Program (SFP) Facility Hardship replacement project.

Estimated Total Project Cost: \$402,732.00  
Estimated Cost to the State: \$400,719.00

### DESCRIPTION

#### DESCRIPTION OF HEALTH AND SAFETY THREAT

The current main fire alarm control panel and secondary alarm control panel are currently not functioning at Oak Avenue Elementary. The panels have been in a compromised state for an extended period of time and have been powered off due to a persistent tripping of the fire alarm system during wet weather conditions. Some alarm devices are not being found by the control panels which is causing errors to the fire alarm system. In the event of an alarm cable insulation breaking down and a fault condition taking place hazardous voltages could be imposed on these powered limited fire alarm signal line circuits, resulting in damage to the equipment and presenting a health and safety hazard to those on the site.

#### SCOPE OF PROJECT

The scope of this project includes the replacement of the fire alarm system in various areas of the Oak Avenue Elementary school site.



## STATUS OF SCHOOL SITE

Construction is expected to begin in the Spring of 2021. The project is anticipated to be completed during the Summer of 2021.

## QUALIFYING CRITERIA

### GOVERNMENT/STATE LEVEL CONCURRENCE

The Fire Chief for the Greenfield Fire Department has provided written concurrence on April 3, 2020 that supports the industry specialist's findings and recommended work to mitigate the health and safety threat present in the electrical system in various sections of the school site.

Staff Supports the District's Request: Yes

### SITE VISIT COMPLETED BY STAFF

Staff accepted detailed reports from an industry specialist and photographs in lieu of a site visit.

## AUTHORITY

See Attachment A

## RECOMMENDATION

Approve the District's request for an unfunded approval for the replacement of the fire alarm system at the Oak Avenue Elementary School site, pursuant to SFP Regulation Section 1859.83(e) as shown on Attachment B.

### **AUTHORITY**

Education Code (EC) Section 17075.10(a) states:

A school district may apply for hardship assistance in cases of extraordinary circumstances. Extraordinary circumstances may include, but are not limited to, the need to repair, reconstruct, or replace the most vulnerable school facilities that are identified as a Category 2 building, as defined in the report submitted pursuant to Section 17317, determined by the department to pose an unacceptable risk of injury to its occupants in the event of a seismic event.

SFP Regulation Section 1859.82 states, "A district is eligible for facility hardship funding to repair, replace, or construct new classrooms and related facilities if the district demonstrates there is an unmet need for pupil housing or the condition of the facilities, or the lack of facilities, is a threat to the health and safety of the pupils."

SFP Regulation Section 1859.82(a)(1) provides for Facility Hardship grant funding when:

The facilities are needed to ensure the health and safety of the pupils if the district can demonstrate to the satisfaction of the Board that the health and safety of the pupils is at risk. Factors to be considered by the Board shall include the close proximity to a major freeway, airport, electrical facility, high power transmission lines, dam, pipeline, industrial facility, adverse air quality emission or other health and safety risks, including structural deficiencies required by the DSA to be repaired, seismic mitigation of the Most Vulnerable

Category 2 Buildings as verified by the DSA, traffic safety or because the pupils reside in remote areas of the district and transportation to existing facilities is not possible or poses a health and safety risk.

SFP Regulation Section 1859.82(a)(1)(A)(1) states,

If the total cost to remain in the classroom or related facility is 50 percent or less than the Current Replacement Cost, the district may qualify for either grant below, as applicable:

- a. Modernization Excessive Cost Hardship Grant for Rehabilitation Costs pursuant to Section 1859.83(e), or
- b. A grant not to exceed 50 percent of the cost estimate that has been reviewed and approved by the OPSC and approved by the Board for seismic repair.

Regulation Section 1859.83(e) states:

Excessive Cost for rehabilitation of facilities the Board has determined are a health and safety risk to the pupils pursuant to Section 1859.82(a)(1) and the cost/benefit analysis to mitigate the problem and remain in the facility is less than 50 percent of the Current Replacement Cost of the facility. The cost/benefit analysis shall not include increased costs associated with high performance related costs or components, with the exception of those high performance components that were pre-existing in the classroom or related facility. If the district qualifies, the district is eligible for funding of Rehabilitation Costs as a modernization project. If the Approved Application is received on or before April 29, 2002, the grant amount provided is 80 percent of the amount of the cost estimate required in Section 1859.82(a)(1) that has been reviewed by the

## ATTACHMENT A

OPSC and approved by the Board. If the Approved Application is received after April 29, 2002, the grant amount provided is 60 percent of the amount of the cost estimate required in Section 1859.82(a)(1) that has been reviewed by the OPSC and approved by the Board. An additional grant may be provided for high performance incentive pursuant to Section 1859.77.4 provided that the high performance points attained are related to the scope of the Facility Hardship project. For any project funded in whole or in part from Proposition 47 or Proposition 55 for which the construction contract is awarded prior to January 1, 2012, the district may be eligible for the funding provided to initiate and enforce a LCP as prescribed in Section 1859.78.1(a). For any project for which the construction contract is awarded on January 1, 2012 through June 19, 2014, the grant may be adjusted in the manner prescribed in Section 1859.78.1(b) and subject to the limitations established in Section 1859.78.1(c).

SAB Meeting: August 26, 2020

Modernization – Adjusted Grant Approval

**SCHOOL DISTRICT DATA**

Application No: 58/66035-00-003

County: Monterey

School District: Greenfield Union Elementary

School Name: Oak Avenue Elementary

**PROJECT DATA**

Type of Project: Elementary School

Application Filing Basis: Site Specific

Pupils Assigned (Under 50 Yrs) K-6:

7-8:

Recommended Acres: 9.5

9-12:

Existing Acres: 10.5

Non-Severe:

Severe:

Financial Hardship Requested: Yes

Alternative Education School: No

**ADJUSTED GRANT DATA**

Rehabilitation	\$241,639.00
Total State Share (60%)	241,639.00
District Share (40%)	161,093.00
Total Project Cost	<b>\$402,732.00</b>

**PROJECT FINANCING**

<b>State Share</b>	
This Project	\$241,639.00
<b>District Share</b>	
Cash Contribution	2,013.00
Financial Hardship	159,080.00
Total Project Cost	<b>\$402,732.00</b>

**HISTORY OF PROJECT COST AND APPORTIONMENT**

	Fund Code	Proposition	Previously Authorized	Authorized This Action	Unfunded Approval This Action
<b>State Share</b>					
Modernization/Additional Grant	051-570	51	\$93,180.90		
Modernization/Additional Grant	951-570	51		\$148,458.10	\$148,458.10
<b>District Share</b>					
Cash Contribution				2,013.00	
Financial Hardship	051-570	51	62,120.60		
Financial Hardship	951-570	51		96,959.40	96,959.40
<b>Total</b>			<b>\$155,301.50</b>	<b>\$247,430.50</b>	<b>\$245,417.50</b>

**Funding Source(s): Proposition 51 Bonds/2016-Nov.**

Pursuant to the Board's action on March 11, 2009, this application has been approved and placed on the Unfunded List (Lack of AB 55 Loans). This approval does not constitute a guarantee or commitment of future State funding.

The District shall ensure that it is in compliance with all applicable laws, regulations and certifications it made on the program forms.

Based on the Board's action on June 5, 2017, this project is subject to the Grant Agreement submittal pursuant to School Facility Program Regulation Section 1859.90.4.

The District is responsible for ensuring that the project is compliant with Prevailing Wage Monitoring and/or Labor Compliance Program requirements at the time construction contracts are executed and/or construction commenced.

The District qualifies for financial hardship pursuant to SFP Regulation Section 1859.81(c)(1). The District has demonstrated it is financially unable to provide all or a part of the matching funds and is levying the developer fees or equal alternative revenue source justified by law. The District's outstanding bonded indebtedness (as of April 15, 2020) is at least 60 percent of its total bonding capacity.

## FACILITY HARDSHIP / REHABILITATION PROGRAM

### SCHOOL DISTRICT DATA

School District: Greenfield Union Elementary  
Application Number: 58/66035-00-004  
Total District Enrollment: 3,550  
County: Monterey

School Name: Mary Chapa Academy  
Project Grade Level: K-6  
Financial Hardship: Yes

The District qualifies for financial hardship pursuant to SFP Regulation Section 1859.81(c)(1). The District has demonstrated it is financially unable to provide all or a part of the matching funds and is levying the developer fees or equal alternative revenue source justified by law. The District's outstanding bonded indebtedness (as of April 15, 2020) is at least 60 percent of its total bonding capacity.

### TYPE OF REQUEST

State Allocation Board (Board) Conceptual approval for placement on the Unfunded List (Lack of AB 55 Loans) for a School Facility Program (SFP) Facility Hardship replacement project.

Estimated Total Project Cost: \$823,537.00  
Estimated Cost to the State: \$823,537.00  
Total Design Cost to the State: \$123,531.00

### DESCRIPTION

#### DESCRIPTION OF HEALTH AND SAFETY THREAT

A report by Belli Architectural Group, dated January 31, 2020, and amended May 4, 2020, identified deficiencies in the existing structures of Buildings 1, 2, 4, 5, 7, 9, and 11 that resulted in inadequate structural integrity, and increased risk of building collapse and poses imminent health and safety threat to staff and students. These buildings were found to include structural issues such as dry rot, water intrusion and damage and concrete spalling in multiple areas.

#### SCOPE OF PROJECT

The scope of this project includes the rehabilitation of affected buildings on the Mary Chapa Academy school site.

#### STATUS OF SCHOOL SITE

Plans are expected to be at the Division of the State Architect (DSA) in summer 2021. The project is anticipated to be completed during the winter of 2022.

## **QUALIFYING CRITERIA**

### **GOVERNMENT/STATE LEVEL CONCURRENCE**

The DSA has provided written concurrence on May 26, 2020, that supports the industry specialist's findings and recommended work to mitigate the health and safety threat present in the seven buildings on the school site.

Staff Supports the District's Request: Yes

### **SITE VISIT COMPLETED BY STAFF**

Staff accepted detailed reports from an industry specialist and photographs in lieu of a site visit.

### **AUTHORITY**

See Attachment A

### **RECOMMENDATIONS**

1. Approve the District's request for a conceptual approval for rehabilitation funding to be used towards the replacement of the electrical system in various sections of the Mary Chapa Academy school site, pursuant to SFP Regulation Section 1859.83(e) as shown on Attachment B.
2. Provide that the District must file an Approved Application for funding within 18 months of this approval, pursuant to Regulation Section 1859.82(c).
3. Provide that this conceptual approval does not guarantee a commitment for funding by the Board. Any possible future funding will be subject to all governing laws and regulations, and the availability of funds.
4. Provide that the State portion of any and all savings which may be realized from the funding of this Facility Hardship project must be returned to the State.

## **AUTHORITY**

Education Code (EC) Section 17075.10(a) states:

A school district may apply for hardship assistance in cases of extraordinary circumstances. Extraordinary circumstances may include, but are not limited to, the need to repair, reconstruct, or replace the most vulnerable school facilities that are identified as a Category 2 building, as defined in the report submitted pursuant to Section 17317, determined by the department to pose an unacceptable risk of injury to its occupants in the event of a seismic event.

SFP Regulation Section 1859.82 states, "A district is eligible for facility hardship funding to repair, replace, or construct new classrooms and related facilities if the district demonstrates there is an unmet need for pupil housing or the condition of the facilities, or the lack of facilities, is a threat to the health and safety of the pupils."

SFP Regulation Section 1859.82(a)(1) provides for Facility Hardship grant funding when:

The facilities are needed to ensure the health and safety of the pupils if the district can demonstrate to the satisfaction of the Board that the health and safety of the pupils is at risk. Factors to be considered by the Board shall include the close proximity to a major freeway, airport, electrical facility, high power transmission lines, dam, pipeline, industrial facility, adverse air quality emission or other health and safety risks, including structural deficiencies required by the DSA to be repaired, seismic mitigation of the Most Vulnerable

Category 2 Buildings as verified by the DSA, traffic safety or because the pupils reside in remote areas of the district and transportation to existing facilities is not possible or poses a health and safety risk.

SFP Regulation Section 1859.82(a)(1)(A)(1) states,

If the total cost to remain in the classroom or related facility is 50 percent or less than the Current Replacement Cost, the district may qualify for either grant below, as applicable:

- a. Modernization Excessive Cost Hardship Grant for Rehabilitation Costs pursuant to Section 1859.83(e), or
- b. A grant not to exceed 50 percent of the cost estimate that has been reviewed and approved by the OPSC and approved by the Board for seismic repair.

Regulation Section 1859.83(e) states:

Excessive Cost for rehabilitation of facilities the Board has determined are a health and safety risk to the pupils pursuant to Section 1859.82(a)(1) and the cost/benefit analysis to mitigate the problem and remain in the facility is less than 50 percent of the Current Replacement Cost of the facility. The cost/benefit analysis shall not include increased costs associated with high performance related costs or components, with the exception of those high performance components that were pre-existing in the classroom or related facility. If the district qualifies, the district is eligible for funding of Rehabilitation Costs as a modernization project. If the Approved Application is received on or before April 29, 2002, the grant amount provided is 80 percent of the amount of the cost estimate required in Section 1859.82(a)(1) that has been reviewed by the

## ATTACHMENT A

OPSC and approved by the Board. If the Approved Application is received after April 29, 2002, the grant amount provided is 60 percent of the amount of the cost estimate required in Section 1859.82(a)(1) that has been reviewed by the OPSC and approved by the Board. An additional grant may be provided for high performance incentive pursuant to Section 1859.77.4 provided that the high performance points attained are related to the scope of the Facility Hardship project. For any project funded in whole or in part from Proposition 47 or Proposition 55 for which the construction contract is awarded prior to January 1, 2012, the district may be eligible for the funding provided to initiate and enforce a LCP as prescribed in Section 1859.78.1(a). For any project for which the construction contract is awarded on January 1, 2012 through June 19, 2014, the grant may be adjusted in the manner prescribed in Section 1859.78.1(b) and subject to the limitations established in Section 1859.78.1(c).



SAB Meeting: August 26, 2020

Modernization – Separate Design

**SCHOOL DISTRICT DATA**

Application No: 58/66035-00-004

County: Monterey

School District: Greenfield Union Elementary

School Name: Mary Chapa Academy

**PROJECT DATA**

Type of Project:	Elementary School	Application Filing Basis:	Site Specific
Pupils Assigned	K-6:	Number of Classrooms:	
	7-8:	Existing Acres:	
	9-12:	Proposed Acres:	
	Non-Severe:	Facility Hardship (a):	No
	Severe:	Addition to Existing Site:	No
Financial Hardship Requested:	Yes		
Alternative Education School:	No		

**GRANT DATA**

	<b><u>Estimated Total Grant</u></b>		<b><u>Separate Design Grant</u></b>
Modernization Grant	\$ 494,122.00	Total Design (25% of Grant)	\$ 123,531.00
Total State Share (60%)	494,122.00	Design State Share (60%)	74,119.00
District Share (40%)	329,415.00	Design District Share (40%)	49,412.00
Total Estimated Cost	<b>\$ 823,537.00</b>	District Cash Contribution	
		Financial Hardship	<b>\$49,412.00</b>

**DESIGN PROJECT FINANCING****State Share**

Modernization Design Grant \$ 74,119.00

**District Share**

Cash Contribution

Financial Hardship 49,411.00

Total Design Cost **\$ 123,531.00****HISTORY OF PROJECT COST AND APPORTIONMENT**

	Fund Code	Proposition	Previously Authorized	Authorized This Action	Unfunded Approval This Action
<b><u>State Share</u></b>					
Modernization Design Grant	951-570	51	\$	\$ 74,119.00	\$ 74,119.00
<b><u>District Share</u></b>					
Cash Contribution					
Financial Hardship	951-570	51		49,412.00	49,412.00
<b>Total</b>			<b>\$</b>	<b>\$123,531.00</b>	<b>\$123,531.00</b>

**Funding Source(s): Proposition 51 Bonds/2016-Nov.**

Pursuant to the Board's action on March 11, 2009, this application has been approved and placed on the Unfunded List (Lack of AB 55 Loans). This approval does not constitute a guarantee or commitment of future State funding.

The District shall ensure that it is in compliance with all applicable laws, regulations and certifications it made on the program forms.

Based on the Board's action on June 5, 2017, this project is subject to the Grant Agreement submittal pursuant to School Facility Program Regulation Section 1859.90.4.

The District is responsible for ensuring that the project is compliant with Prevailing Wage Monitoring and/or Labor Compliance Program requirements at the time construction contracts are executed and/or construction commenced.

The District qualifies for financial hardship pursuant to SFP Regulation Section 1859.81(c)(1). The District has demonstrated it is financially unable to provide all or a part of the matching funds and is levying the developer fees or equal alternative revenue source justified by law.

The District's outstanding bonded indebtedness (as of April 15, 2020) is at least 60 percent of its total bonding capacity.

## FACILITY HARDSHIP / REHABILITATION PROGRAM

### SCHOOL DISTRICT DATA

School District: Greenfield Union Elementary  
Application Number: 58/66035-00-006  
Total District Enrollment: 3,550  
County: Monterey

School Name: Mary Chapa Academy  
Project Grade Level: K-6  
Financial Hardship: Yes

The District qualifies for financial hardship pursuant to SFP Regulation Section 1859.81(c)(1). The District has demonstrated it is financially unable to provide all or a part of the matching funds and is levying the developer fees or equal alternative revenue source justified by law. The District's outstanding bonded indebtedness (as of April 15, 2020) is at least 60 percent of its total bonding capacity.

### TYPE OF REQUEST

State Allocation Board (Board) Conceptual approval for placement on the Unfunded List (Lack of AB 55 Loans) for a School Facility Program (SFP) Facility Hardship replacement project.

Estimated Total Project Cost: \$166,478.00  
Estimated Cost to the State: \$166,478.00  
Total Design Cost to the State: \$24,972.00

### DESCRIPTION

#### DESCRIPTION OF HEALTH AND SAFETY THREAT

A report by Electrical Engineering firm Aurum Consulting Engineers, dated April 9, 2020, identified deficiencies in the existing electrical system infrastructure that resulted in a lack of protection provided to staff and students against life-safety risks such as fires. The Main Electrical Switchboard (MSB) was found to have an electrical feeder connection that is undersized and, as such, was determined that it was likely not to function properly. This condition may result in an overload and could cause a fire. Several classroom spaces throughout the site lack Ground Fault Circuit Interrupters (GFCI) and Tamper-Resistant receptacles. The lack of these items poses an imminent life-safety and health risk to students and staff because there is no protection against the risk of shock hazard. Additional aspects of the electrical system that pose a health and safety threat to the campus are the electrical panelboards, conduits, breaker spaces, and interior and exterior lighting systems.

#### SCOPE OF PROJECT

The scope of this project includes the replacement of the electric system in various areas of the Mary Chapa Academy school site.

## STATUS OF SCHOOL SITE

Construction is expected to begin in the Spring of 2021. The project is anticipated to be completed during the Summer of 2021.

## QUALIFYING CRITERIA

### GOVERNMENT/STATE LEVEL CONCURRENCE

The Fire Chief for the Greenfield Fire Department has provided written concurrence on April 14, 2020 that supports the industry specialist's findings and recommended work to mitigate the health and safety threat present in the electrical system in various sections of the school site.

Staff Supports the District's Request: Yes

### SITE VISIT COMPLETED BY STAFF

Staff accepted detailed reports from an industry specialist and photographs in lieu of a site visit.

### AUTHORITY

See Attachment A

### RECOMMENDATIONS

1. Approve the District's request for a conceptual approval for rehabilitation funding to be used towards the replacement of the electrical system in various sections of the Mary Chapa Academy school site, pursuant to the SFP Regulation Section 1859.83(e) as shown on Attachment B.
2. Provide that the District must file an Approved Application for funding within 18 months of this approval, pursuant to Regulation Section 1859.82 (c).
3. Provide that this conceptual approval does not guarantee a commitment for funding by the Board. Any possible future funding will be subject to all governing laws and regulations, and the availability of funds.
4. Provide that the State portion of any and all savings which may be realized from the funding of this Facility Hardship project must be returned to the State.

## **AUTHORITY**

Education Code (EC) Section 17075.10(a) states:

A school district may apply for hardship assistance in cases of extraordinary circumstances. Extraordinary circumstances may include, but are not limited to, the need to repair, reconstruct, or replace the most vulnerable school facilities that are identified as a Category 2 building, as defined in the report submitted pursuant to Section 17317, determined by the department to pose an unacceptable risk of injury to its occupants in the event of a seismic event.

SFP Regulation Section 1859.82 states, "A district is eligible for facility hardship funding to repair, replace, or construct new classrooms and related facilities if the district demonstrates there is an unmet need for pupil housing or the condition of the facilities, or the lack of facilities, is a threat to the health and safety of the pupils."

SFP Regulation Section 1859.82(a)(1) provides for Facility Hardship grant funding when:

The facilities are needed to ensure the health and safety of the pupils if the district can demonstrate to the satisfaction of the Board that the health and safety of the pupils is at risk. Factors to be considered by the Board shall include the close proximity to a major freeway, airport, electrical facility, high power transmission lines, dam, pipeline, industrial facility, adverse air quality emission or other health and safety risks, including structural deficiencies required by the DSA to be repaired, seismic mitigation of the Most Vulnerable

Category 2 Buildings as verified by the DSA, traffic safety or because the pupils reside in remote areas of the district and transportation to existing facilities is not possible or poses a health and safety risk.

SFP Regulation Section 1859.82(a)(1)(A)(1) states,

If the total cost to remain in the classroom or related facility is 50 percent or less than the Current Replacement Cost, the district may qualify for either grant below, as applicable:

- a. Modernization Excessive Cost Hardship Grant for Rehabilitation Costs pursuant to Section 1859.83(e), or
- b. A grant not to exceed 50 percent of the cost estimate that has been reviewed and approved by the OPSC and approved by the Board for seismic repair.

Regulation Section 1859.83(e) states:

Excessive Cost for rehabilitation of facilities the Board has determined are a health and safety risk to the pupils pursuant to Section 1859.82(a)(1) and the cost/benefit analysis to mitigate the problem and remain in the facility is less than 50 percent of the Current Replacement Cost of the facility. The cost/benefit analysis shall not include increased costs associated with high performance related costs or components, with the exception of those high performance components that were pre-existing in the classroom or related facility. If the district qualifies, the district is eligible for funding of Rehabilitation Costs as a modernization project. If the Approved Application is received on or before April 29, 2002, the grant amount provided is 80 percent of the amount of the cost estimate required in Section 1859.82(a)(1) that has been reviewed by the

## ATTACHMENT A

OPSC and approved by the Board. If the Approved Application is received after April 29, 2002, the grant amount provided is 60 percent of the amount of the cost estimate required in Section 1859.82(a)(1) that has been reviewed by the OPSC and approved by the Board. An additional grant may be provided for high performance incentive pursuant to Section 1859.77.4 provided that the high performance points attained are related to the scope of the Facility Hardship project. For any project funded in whole or in part from Proposition 47 or Proposition 55 for which the construction contract is awarded prior to January 1, 2012, the district may be eligible for the funding provided to initiate and enforce a LCP as prescribed in Section 1859.78.1(a). For any project for which the construction contract is awarded on January 1, 2012 through June 19, 2014, the grant may be adjusted in the manner prescribed in Section 1859.78.1(b) and subject to the limitations established in Section 1859.78.1(c).

SAB Meeting: August 26, 2020

Modernization – Separate Design

**SCHOOL DISTRICT DATA**

Application No: 58/66035-00-006

County: Monterey

School District: Greenfield Union Elementary

School Name: Mary Chapa Academy

**PROJECT DATA**

Type of Project:	Elementary School	Application Filing Basis:	Site Specific
Pupils Assigned	K-6:	Number of Classrooms:	
	7-8:	Existing Acres:	
	9-12:	Proposed Acres:	
Non-Severe:		Facility Hardship (a):	No
Severe:		Addition to Existing Site:	No
Financial Hardship Requested:	Yes		
Alternative Education School:	No		

**GRANT DATA**

	<b><u>Estimated Total Grant</u></b>		<b><u>Separate Design Grant</u></b>
Modernization Grant	\$ 99,887.00	Total Design (25% of Grant)	\$ 24,972.00
Total State Share (60%)	99,887.00	Design State Share (60%)	14,983.00
District Share (40%)	66,591.00	Design District Share (40%)	9,989.00
Total Estimated Cost	<b>\$ 166,478.00</b>	District Cash Contribution	
		Financial Hardship	<b>\$9,989.00</b>

**DESIGN PROJECT FINANCING****State Share**

Modernization Design Grant \$ 14,983.00

**District Share**

Cash Contribution

Financial Hardship

Total Design Cost 9,989.00  
\$ 24,972.00**HISTORY OF PROJECT COST AND APPORTIONMENT**

	Fund Code	Proposition	Previously Authorized	Authorized This Action	Unfunded Approval This Action
<b><u>State Share</u></b>					
Modernization Design Grant	951-570	51	\$	\$14,983.00	\$14,983.00
<b><u>District Share</u></b>					
Cash Contribution					
Financial Hardship	951-570	51		9,989.00	9,989.00
Total			\$	<b>\$24,972.00</b>	<b>\$24,972.00</b>

**Funding Source(s): Proposition 51 Bonds/2016-Nov.**

Pursuant to the Board's action on March 11, 2009, this application has been approved and placed on the Unfunded List (Lack of AB 55 Loans). This approval does not constitute a guarantee or commitment of future State funding.

The District shall ensure that it is in compliance with all applicable laws, regulations and certifications it made on the program forms.

Based on the Board's action on June 5, 2017, this project is subject to the Grant Agreement submittal pursuant to School Facility Program Regulation Section 1859.90.4.

The District is responsible for ensuring that the project is compliant with Prevailing Wage Monitoring and/or Labor Compliance Program requirements at the time construction contracts are executed and/or construction commenced.

The District qualifies for financial hardship pursuant to SFP Regulation Section 1859.81(c)(1). The District has demonstrated it is financially unable to provide all or a part of the matching funds and is levying the developer fees or equal alternative revenue source justified by law. The District's outstanding bonded indebtedness (as of April 15, 2020) is at least 60 percent of its total bonding capacity.

State of California  
State Allocation Board

## Full-Day Kindergarten Facilities Grant Program

This Resolution of the State Allocation Board (hereafter referred to as the “Board”) is applicable to the appropriate sections of the Education Code and is described and filed in the office of the Executive Officer and will be made available to all interested parties as the Resolution pertains to the documents attached hereto. Said documents were acted upon by the Board at its meeting on August 26, 2020.

WHEREAS, the Board has determined to be approvable a number of projects for new construction or retrofit eligibility of kindergarten facilities for school districts, it is making apportionments and/or adjustments for the grant amounts for projects that meet the Board’s criteria for the apportionment of grants pursuant to Education Code Section 17375.

NOW THEREFORE, BE IT RESOLVED:

1. The Board anticipates that the school district(s) will pay certain capital expenditures in connection with some or all of the project(s) cost.
2. The Board, acting on behalf of the State, hereby declares that it is the State’s official intent to use General Fund proceeds that are available for such purpose, consistent with the requirements of law that are in effect at the time the funds are available, to provide grants, in accordance with applicable laws and regulations.
3. This Resolution shall be continuously available for inspection by the general public during normal business hours at the office of the Board at 707 Third Street, 6<sup>th</sup> Floor, West Sacramento, California, commencing within one week after the date of enactment of this Resolution.

**SCHOOL DISTRICT DATA**

**Application No:** 70/65961-00-009  
**School District:** Alisal Union

**County:** Monterey  
**School Name:** Loya (Oscar F.) Elementary

**PROJECT DATA**

**Type of Project:** New Construction      **Application Filing Basis:** Site Specific  
**Pupils Assigned:** 75  
**Classroom(s):** 3      **Recommended Acres:**  
**Financial Hardship Requested:** No      **Existing Acres:**  
**Preference Points:** 25

**ADJUSTED GRANT DATA****PROJECT FINANCING**

<b>New Construction</b>	\$933,825.00	<b>State Share (75%)</b>	
<b>Automatic Fire Detection/Alarr</b>	1,125.00	<b>This Project</b>	\$1,916,196.00
<b>Automatic Sprinkler</b>	15,675.00		
<b>Site Development</b>	326,839.00	<b>District Share (25%)</b>	
<b>Project Grants Subtotal</b>	1,277,464.00	<b>Cash Contribution</b>	638,732.00
<b>FDKFGP Conversion Grant</b>	638,732.00	<b>Financial Hardship</b>	
<b>State Grant Total</b>	1,916,196.00	<b>Total Project Cost</b>	<b>\$ 2,554,928.00</b>
<b>Remaining Project Cost</b>	638,732.00		
<b>Total Project Cost</b>	<b>\$ 2,554,928.00</b>		

**HISTORY OF PROJECT COST AND APPORTIONMENT**

	<b>Fund Code</b>	<b>Previously Authorized</b>	<b>Authorized This Action</b>	<b>Apportionment This Action</b>
<b><u>State Share</u></b>				
<b>New Construction/Additional Grant</b>	1027-1819	\$1,277,464.00	\$638,732.00	\$638,732.00
<b>New Construction/Additional Grant</b>	1027-1920	638,732.00	(638,732.00)	(638,732.00)
<b><u>District Share</u></b>				
<b>Cash Contribution</b>		638,732.00		
<b>Total</b>		<b>\$ 2,554,928.00</b>	<b>\$ 0</b>	<b>\$0</b>

**Funding Source: General Fund Full-Day Kindergarten Facilities Grant Program**

The District shall ensure that it is in compliance with all applicable laws, regulations and certifications it made on the program forms.

This project is subject to the Grant Agreement submittal pursuant to Regulation Section 1860.17.

The District is responsible for ensuring that the project is compliant with Prevailing Wage Monitoring and/or Labor Compliance Program requirements at the time construction contracts are executed and/or construction commenced.

The District has requested an advance release of funds for Design. Pursuant to Regulation Section 1860.16(a) \$420,221.00, equal to 40 percent of the grant determined by Regulation Section 1860.9(a) (\$562,295.00 less available District contribution), will be released by OPSC upon the receipt of a valid, signed Grant Agreement as specified in Regulation Section 1860.17.

Pursuant to Regulation Section 1860.19(a), any savings remaining after one year from the completion of the project, as specified in Regulation Section 1860.18, must be returned to the State.

This project is being amended pursuant to Senate Bill 98. Education Code Section 17375(b)(4) amended the funding for conversion sites to be provided from funds appropriated by Assembly Bill 1808, Chapter 32, Statutes of 2018.



**SCHOOL DISTRICT DATA**

**Application No:** 70/73973-00-005  
**School District:** Center Joint Unified

**County:** Sacramento  
**School Name:** Oak Hill Elementary

**PROJECT DATA**

<b>Type of Project:</b>	New Construction	<b>Application Filing Basis:</b>	Site Specific
<b>Pupils Assigned:</b>	75		
<b>Classroom(s):</b>	3		
<b>Financial Hardship Requested:</b>	Yes	<b>Recommended Acres:</b>	
<b>Preference Points:</b>	44	<b>Existing Acres:</b>	

**ADJUSTED GRANT DATA****PROJECT FINANCING**

<b>New Construction</b>	\$914,775.00	<b><u>State Share (75%)</u></b>	
<b>Automatic Fire Detection/Alarm</b>	1,125.00	<b>This Project</b>	\$1,854,107.00
<b>Site Development</b>	320,171.00		
<b>Project Grants Subtotal</b>	1,236,071.00	<b><u>District Share (25%)</u></b>	
<b>FDKFGP Conversion Grant</b>	618,036.00	<b>Cash Contribution</b>	113,578.00
<b>State Grant Total</b>	1,854,107.00	<b>Financial Hardship</b>	504,457.00
<b>District Contribution</b>	618,035.00	<b>Total Project Cost</b>	<b><u>\$2,472,142.00</u></b>
<b>Total Project Cost</b>	<b><u>\$2,472,142.00</u></b>		

**HISTORY OF PROJECT COST AND APPORTIONMENT**

	<b>Fund Code</b>	<b>Previously Authorized</b>	<b>Authorized This Action</b>	<b>Apportionment This Action</b>
<b><u>State Share</u></b>				
<b>New Construction/Additional Grant</b>	1027-1819	\$ 1,877,169.00	\$ (23,062.00)	\$ (23,062.00)
<b><u>District Share</u></b>				
<b>Cash Contribution</b>		113,578.00		
<b>Financial Hardship</b>	1027-1819	512,145.00	(7,688.00)	(7,688.00)
<b>Total</b>		<b><u>\$ 2,502,892.00</u></b>	<b><u>\$ (30,750.00)</u></b>	<b><u>\$ (30,750.00)</u></b>

**Funding Source: General Fund Full-Day Kindergarten Facilities Grant Program**

The District shall ensure that it is in compliance with all applicable laws, regulations and certifications it made on the program forms.

This project is subject to the Grant Agreement submittal pursuant to Regulation Section 1860.17.

The District is responsible for ensuring that the project is compliant with Prevailing Wage Monitoring and/or Labor Compliance Program requirements at the time construction contracts are executed and/or construction commenced.

The District qualifies for financial hardship pursuant to Regulation Section 1860.14(a)(1). The District has demonstrated it is financially unable to provide all or a part of the matching funds and is levying the developer fees or equal alternative revenue source justified by law. The District's outstanding bonded indebtedness at the date of request (August 29, 2019) is at least 60 percent of its total bonding capacity.

Advance funds in the amount of \$252,332.00 were previously released to the District. The remaining funds in the amount of \$2,106,232.00 (\$2,472,142.00 less advance funds released and available district contribution) will be released by OPSC upon the receipt of a valid, signed Grant Agreement as specified in Regulation Section 1860.17 and a complete Fund Release Request (Form SAB 70-02).

Pursuant to Regulation Section 1860.19(a), any savings remaining after one year from the completion of the project, as specified in Regulation Section 1860.18, must be returned to the State.

This project received an adjusted grant approval to reflect the 25 percent local match requirement pursuant to Education Code Section 17375(b)(4).

This project is being amended as a result of the removal of the previously authorized additional grant for automatic sprinkler system, which was not included in the approved plans and specifications.

**SCHOOL DISTRICT DATA**

**Application No:** 70/63404-00-005  
**School District:** Delano Union

**County:** Kern  
**School Name:** Fremont Elementary

**PROJECT DATA**

<b>Type of Project:</b>	New Construction	<b>Application Filing Basis:</b>	Site Specific
<b>Pupils Assigned:</b>	50		
<b>Classroom(s):</b>	2	<b>Recommended Acres:</b>	
<b>Financial Hardship Requested:</b>	Yes	<b>Existing Acres:</b>	
<b>Preference Points:</b>	55		

**ADJUSTED GRANT DATA****PROJECT FINANCING**

<b>New Construction</b>	\$ 609,850.00	<b>State Share</b>	
<b>Automatic Fire Detection/Alarm</b>	750.00	<b>This Project</b>	\$824,048.00
<b>Site Development</b>	213,448.00		
<b>Total State Share (50%)</b>	824,048.00	<b>District Share</b>	
<b>District Share (50%)</b>	824,048.00	<b>Cash Contribution</b>	824,048.00
<b>Total Project Cost</b>	<b>\$ 1,648,096.00</b>	<b>Total Project Cost</b>	<b>\$ 1,648,096.00</b>

**HISTORY OF PROJECT COST AND APPORTIONMENT**

	<b>Fund Code</b>	<b>Previously Authorized</b>	<b>Authorized This Action</b>	<b>Apportionment This Action</b>
<b><u>State Share</u></b>				
<b>New Construction/Additional Grant</b>	1027-1819	\$ 834,298.00	\$ (10,250.00)	\$ (10,250.00)
<b><u>District Share</u></b>				
<b>Cash Contribution</b>		834,298.00	(10,250.00)	
<b>Total</b>		<b>\$1,668,596.00</b>	<b>\$ (20,500.00)</b>	<b>\$ (10,250.00)</b>

**Funding Source: General Fund Full-Day Kindergarten Facilities Grant Program**

This project is being amended as a result of the removal of the previously authorized additional grant for automatic sprinkler system, which was not included in the approved plans and specifications.

The District shall ensure that it is in compliance with all applicable laws, regulations and certifications it made on the program forms.

This project is subject to the Grant Agreement submittal pursuant to Regulation Section 1860.17.

The District is responsible for ensuring that the project is compliant with Prevailing Wage Monitoring and/or Labor Compliance Program requirements at the time construction contracts are executed and/or construction commenced.

Advance funds in the amount of \$121,970.00 were previously released to the District. The remaining funds in the amount of \$702,078.00 (\$1,648,096.00 less advance funds released and available district contribution) will be released by OPSC upon the receipt of a valid, signed Grant Agreement as specified in Regulation Section 1860.17 and a complete Fund Release Request (Form SAB 70-02).

Pursuant to Regulation Section 1860.19(a), any savings remaining after one year from the completion of the project, as specified in Regulation Section 1860.18, must be returned to the State.

**SCHOOL DISTRICT DATA**

**Application No:** 70/71894-00-001  
**School District:** Ducor Union Elementary

**County:** Tulare  
**School Name:** Ducor Union Elementary

**PROJECT DATA**

<b>Type of Project:</b>	New Construction	<b>Application Filing Basis:</b>	Site Specific
<b>Pupils Assigned:</b>	25		
<b>Classroom(s):</b>	1		
<b>Financial Hardship Requested:</b>	Yes	<b>Recommended Acres:</b>	
<b>Preference Points:</b>	56	<b>Existing Acres:</b>	

**ADJUSTED GRANT DATA**

<b>New Construction</b>	\$ 304,925.00
<b>Automatic Fire Detection/Alarm</b>	375.00
<b>Site Development</b>	106,724.00
<b>Project Assistance</b>	7,460.00
<b>Total State Share (50%)</b>	419,484.00
<b>District Share (50%)</b>	419,484.00
<b>Total Project Cost</b>	<b>\$ 838,968.00</b>

**PROJECT FINANCING**

<b>State Share</b>	
<b>This Project</b>	\$419,484.00
<b>District Share</b>	
<b>Cash Contribution</b>	82,641.00
<b>Financial Hardship</b>	336,843.00
<b>Total Project Cost</b>	<b>\$ 838,968.00</b>

**HISTORY OF PROJECT COST AND APPORTIONMENT**

	<b>Fund Code</b>	<b>Previously Authorized</b>	<b>Authorized This Action</b>	<b>Apportionment This Action</b>
<b>State Share</b>				
<b>New Construction/Additional Grant</b>	1027-1819	\$ 424,609.00	\$ (5,125.00)	\$ (5,125.00)
<b>District Share</b>				
<b>Cash Contribution</b>		82,641.00		
<b>Financial Hardship</b>	1027-1819	341,968.00	(5,125.00)	(5,125.00)
<b>Total</b>		<b>\$ 849,218.00</b>	<b>\$ (10,250.00)</b>	<b>\$ (10,250.00)</b>

**Funding Source: General Fund Full-Day Kindergarten Facilities Grant Program**

This project is being amended as a result of the removal of the previously authorized additional grant for automatic sprinkler system, which was not included in the approved plans and specifications.

The District shall ensure that it is in compliance with all applicable laws, regulations and certifications it made on the program forms.

This project is subject to the Grant Agreement submittal pursuant to Regulation Section 1860.17.

The District is responsible for ensuring that the project is compliant with Prevailing Wage Monitoring and/or Labor Compliance Program requirements at the time construction contracts are executed and/or construction commenced.

The District qualifies for financial hardship pursuant to Regulation Section 1860.14(a)(3). The District has demonstrated it is financially unable to provide all or a part of the matching funds and is levying the developer fees or equal alternative revenue source justified by law. The District's total bonding capacity as the date of request (August 21, 2019) is \$5 million or less.

Advance funds in the amount of \$60,985.00 were previously released to the District. The remaining funds in the amount of \$695,342.00 (\$838,968.00 less advance funds released and available district contribution) will be released by OPSC upon the receipt of a valid, signed Grant Agreement as specified in Regulation Section 1860.17 and a complete *Fund Release Request* (Form SAB 70-02).

Pursuant to Regulation Section 1860.19(a), any savings remaining after one year from the completion of the project, as specified in Regulation Section 1860.18, must be returned to the State.

**SCHOOL DISTRICT DATA**

**Application No:** 70/63438-00-001  
**School District:** Edison Elementary

**County:** Kern  
**School Name:** Orangewood Elementary

**PROJECT DATA**

<b>Type of Project:</b>	New Construction	<b>Application Filing Basis:</b>	Site Specific
<b>Pupils Assigned:</b>	100		
<b>Classroom(s):</b>	4		
<b>Financial Hardship Requested:</b>	Yes	<b>Recommended Acres:</b>	9.1
<b>Preference Points:</b>	73	<b>Existing Acres:</b>	18.5

**ADJUSTED GRANT DATA**

<b>New Construction</b>	\$ 1,219,700.00
<b>Automatic Fire Detection/Alarm</b>	1,500.00
<b>Project Assistance</b>	7,460.00
<b>Site Development</b>	426,895.00
<b>Total State Share (50%)</b>	1,655,555.00
<b>District Share (50%)</b>	1,655,555.00
<b>Total Project Cost</b>	<b>\$ 3,311,110.00</b>

**PROJECT FINANCING**

<b>State Share</b>	
<b>This Project</b>	\$1,655,555.00
<b>District Share</b>	
<b>Cash Contribution</b>	418.00
<b>Financial Hardship</b>	1,655,137.00
<b>Total Project Cost</b>	<b>\$ 3,311,110.00</b>

**HISTORY OF PROJECT COST AND APPORTIONMENT**

	<b>Fund Code</b>	<b>Previously Authorized</b>	<b>Authorized This Action</b>	<b>Apportionment This Action</b>
<b>State Share</b>				
<b>New Construction/Additional Grant</b>	1027-1819	\$ 1,676,055.00	\$ (20,500.00)	\$ (20,500.00)
<b>District Share</b>				
<b>Cash Contribution</b>		418.00		
<b>Financial Hardship</b>	1027-1819	1,675,637.00	(20,500.00)	(20,500.00)
<b>Total</b>		<b>\$ 3,352,110.00</b>	<b>\$(41,000.00)</b>	<b>\$ (41,000.00)</b>

**Funding Source: General Fund Full-Day Kindergarten Facilities Grant Program**

This project is being amended as a result of the removal of the previously authorized additional grant for automatic sprinkler system, which was not included in the approved plans and specifications.

The District shall ensure that it is in compliance with all applicable laws, regulations and certifications it made on the program forms.

This project is subject to the Grant Agreement submittal pursuant to Regulation Section 1860.17.

The District qualifies for financial hardship pursuant to Regulation Section 1860.14(b)(1). The District has demonstrated it is financially unable to provide all or a part of the matching funds and is levying the developer fees or equal alternative revenue source justified by law. The District's outstanding bonded indebtedness at the date of request (April 4, 2019) is at least 60 percent of its total bonding capacity.

Advance funds in the amount of \$487,462.00 were previously released to the District. The remaining funds in the amount of \$2,823,230.00 (\$3,311,110.00 less advance funds released and available district contribution) will be released by OPSC upon the receipt of a valid, signed Grant Agreement as specified in Regulation Section 1860.17 and a complete *Fund Release Request* (Form SAB 70-02).

Pursuant to Regulation Section 1860.19(b) any funding not expended on eligible project expenditures prior to completion of the project, as specified in Regulation Section 1860.18, must be returned to the State.

The District is responsible for ensuring that the project is compliant with Prevailing Wage Monitoring and/or Labor Compliance Program requirements at the time construction contracts are executed and/or construction commenced.

**SCHOOL DISTRICT DATA**

Application No: 70/67710-00-020

County: San Bernardino

School District: Fontana Unified

School Name: Kathy Binks Elementary

**PROJECT DATA**

Type of Project:	New Construction	Application Filing Basis:	Site Specific
Pupils Assigned:	50		
Classroom(s):	2		
Financial Hardship Requested:	No	Recommended Acres:	
Preference Points:	25	Existing Acres:	

**ADJUSTED GRANT DATA****PROJECT FINANCING**

New Construction	\$609,850.00	<b><u>State Share (75%)</u></b>	
Automatic Fire Detection/Alarm	750.00	<b>This Project</b>	\$1,251,447.00
Automatic Sprinkler	10,250.00		
Site Development	213,448.00	<b><u>District Share (25%)</u></b>	
Project Grants Subtotal	834,298.00	<b>Cash Contribution</b>	417,149.00
FDKFGP Conversion Grant	417,149.00	<b>Financial Hardship</b>	
State Grant Total	1,251,447.00	<b>Total Project Cost</b>	<b><u>\$1,668,596.00</u></b>
District Contribution	417,149.00		
<b>Total Project Cost</b>	<b><u>\$1,668,596.00</u></b>		

**HISTORY OF PROJECT COST AND APPORTIONMENT**

	Fund Code	Previously Authorized	Authorized This Action	Apportionment This Action
<b><u>State Share</u></b>				
New Construction/Additional Grant	1027-1819	\$834,298.00	\$417,149.00	\$417,149.00
New Construction/Additional Grant	1027-1920	417,149.00	(417,149.00)	(417,149.00)
<b><u>District Share</u></b>				
Cash Contribution		417,149.00		
<b>Total</b>		<b><u>\$1,668,596.00</u></b>	<b><u>\$0.00</u></b>	<b><u>\$0.00</u></b>

**Funding Source: General Fund Full-Day Kindergarten Facilities Grant Program**

The District shall ensure that it is in compliance with all applicable laws, regulations and certifications it made on the program forms.

This project is subject to the Grant Agreement submittal pursuant to Regulation Section 1860.17.

The District is responsible for ensuring that the project is compliant with Prevailing Wage Monitoring and/or Labor Compliance Program requirements at the time construction contracts are executed and/or construction commenced.

Advance funds in the amount of \$243,940.00 were previously released to the District. The remaining funds in the amount of \$1,007,507.00 (\$1,251,447.00 less advance funds released and available district contribution) will be released by OPSC upon the receipt of a valid, signed Grant Agreement as specified in Regulation Section 1860.17 and a complete *Fund Release Request* (Form SAB 70-02).

Pursuant to Regulation Section 1860.19(a), any savings remaining after one year from the completion of the project, as specified in Regulation Section 1860.18, must be returned to the State.

This project is being amended pursuant to Senate Bill 98. Education Code Section 17375(b)(4) amended the funding for conversion sites to be provided from funds appropriated by Assembly Bill 1808, Chapter 32, Statutes of 2018.

**SCHOOL DISTRICT DATA**

**Application No:** 70/63560-00-001  
**School District:** Lamont Elementary

**County:** Kern  
**School Name:** Lamont Elementary

**PROJECT DATA**

<b>Type of Project:</b>	New Construction	<b>Application Filing Basis:</b>	Site Specific
<b>Pupils Assigned:</b>	200		
<b>Classroom(s):</b>	8		
<b>Financial Hardship Requested:</b>	Yes	<b>Recommended Acres:</b>	
<b>Preference Points:</b>	71	<b>Existing Acres:</b>	

**ADJUSTED GRANT DATA**

<b>New Construction</b>	\$ 2,439,400.00
<b>Automatic Fire Detection/Alarm</b>	3,000.00
<b>Site Development</b>	853,790.00
<b>Total State Share (50%)</b>	3,296,190.00
<b>District Share (50%)</b>	3,296,190.00
<b>Total Project Cost</b>	<b>\$ 6,592,380.00</b>

**PROJECT FINANCING**

<b>State Share</b>	
<b>This Project</b>	\$3,296,190.00
<b>District Share</b>	
<b>Cash Contribution</b>	360,855.00
<b>Financial Hardship</b>	2,935,335.00
<b>Total Project Cost</b>	<b>\$ 6,592,380.00</b>

**HISTORY OF PROJECT COST AND APPORTIONMENT**

	<b>Fund Code</b>	<b>Previously Authorized</b>	<b>Authorized This Action</b>	<b>Apportionment This Action</b>
<b>State Share</b>				
<b>New Construction/Additional Grant</b>	1027-1819	\$ 3,337,190.00	\$ (41,000.00)	\$ (41,000.00)
<b>District Share</b>				
<b>Cash Contribution</b>		360,855.00		
<b>Financial Hardship</b>	1027-1819	2,976,335.00	(41,000.00)	(41,000.00)
<b>Total</b>		<b>\$6,674,380.00</b>	<b>\$ (82,000.00)</b>	<b>\$ (82,000.00)</b>

**Funding Source: General Fund Full-Day Kindergarten Facilities Grant Program**

This project is being amended as a result of the removal of the previously authorized additional grant for automatic sprinkler system, which was not included in the approved plans and specifications.

The District shall ensure that it is in compliance with all applicable laws, regulations and certifications it made on the program forms.

This project is subject to the Grant Agreement submittal pursuant to Regulation Section 1860.17.

The District qualifies for financial hardship pursuant to Regulation Section 1860.14(b)(1). The District has demonstrated it is financially unable to provide all or a part of the matching funds and is levying the developer fees or equal alternative revenue source justified by law. The District's outstanding bonded indebtedness at the date of request (April 11, 2019) is at least 60 percent of its total bonding capacity.

Advance funds in the amount of \$614,905.00 were previously released to the District. The remaining funds in the amount of \$5,616,620.00 (\$6,592,380.00 less advance funds released and available district contribution) will be released by OPSC upon the receipt of a valid, signed Grant Agreement as specified in Regulation Section 1860.17 and a complete *Fund Release Request* (Form SAB 70-02).

Pursuant to Regulation Section 1860.19(b) any funding not expended on eligible project expenditures prior to completion of the project, as specified in Regulation Section 1860.18, must be returned to the State.

The District is responsible for ensuring that the project is compliant with Prevailing Wage Monitoring and/or Labor Compliance Program requirements at the time construction contracts are executed and/or construction commenced.

**SCHOOL DISTRICT DATA**

**Application No:** 70/63560-00-003  
**School District:** Lamont Elementary

**County:** Kern  
**School Name:** Alicante Elementary

**PROJECT DATA**

<b>Type of Project:</b>	New Construction	<b>Application Filing Basis:</b>	Site Specific
<b>Pupils Assigned:</b>	175		
<b>Classroom(s):</b>	7		
<b>Financial Hardship Requested:</b>	Yes	<b>Recommended Acres:</b>	
<b>Preference Points:</b>	71	<b>Existing Acres:</b>	

**ADJUSTED GRANT DATA**

<b>New Construction</b>	\$ 2,134, 475.00
<b>Automatic Fire Detection/Alarr</b>	2,625.00
<b>Site Development</b>	747,066.00
<b>Total State Share (50%)</b>	2,884,166.00
<b>District Share (50%)</b>	2,884,166.00
<b>Total Project Cost</b>	<b>\$ 5,768,332.00</b>

**PROJECT FINANCING**

<b>State Share</b>	
<b>This Project</b>	\$2,884,166.00
<b>District Share</b>	
<b>Cash Contribution</b>	
<b>Financial Hardship</b>	2,884,166.00
<b>Total Project Cost</b>	<b>\$ 5,768,332.00</b>

**HISTORY OF PROJECT COST AND APPORTIONMENT**

	<b>Fund Code</b>	<b>Previously Authorized</b>	<b>Authorized This Action</b>	<b>Apportionment This Action</b>
<b><u>State Share</u></b>				
<b>New Construction/Additional Grant</b>	1027-1819	\$ 2,920,041.00	\$ (35,875.00)	\$ (35,875.00)
<b><u>District Share</u></b>				
<b>Cash Contribution</b>				
<b>Financial Hardship</b>	1027-1819	2,920,041.00	(35,875.00)	(35,875.00)
<b>Total</b>		<b>\$5,840,082.00</b>	<b>\$ (71,750.00)</b>	<b>\$ (71,750.00)</b>

**Funding Source: General Fund Full-Day Kindergarten Facilities Grant Program**

This project is being amended as a result of the removal of the previously authorized additional grant for automatic sprinkler system, which was not included in the approved plans and specifications.

The District shall ensure that it is in compliance with all applicable laws, regulations and certifications it made on the program forms.

This project is subject to the Grant Agreement submittal pursuant to Regulation Section 1860.17.

The District qualifies for financial hardship pursuant to Regulation Section 1860.14(a)(1). The District has demonstrated it is financially unable to provide all or a part of the matching funds and is levying the developer fees or equal alternative revenue source justified by law. The District's outstanding bonded indebtedness at the date of request (April 11, 2019) is at least 60 percent of its total bonding capacity.

Advance funds in the amount of \$853,790.00 were previously released to the District. The remaining funds in the amount of \$4,914,542.00 (\$5,786,332.00 less advance funds released and available district contribution) will be released by OPSC upon the receipt of a valid, signed Grant Agreement as specified in Regulation Section 1860.17 and a complete Fund Release Request (Form SAB 70-02).

Pursuant to Regulation Section 1860.19(b) any funding not expended on eligible project expenditures prior to completion of the project, as specified in Regulation Section 1860.18, must be returned to the State.

The District is responsible for ensuring that the project is compliant with Prevailing Wage Monitoring and/or Labor Compliance Program requirements at the time construction contracts are executed and/or construction commenced.

**SCHOOL DISTRICT DATA**

**Application No:** 70/71993-00-006  
**School District:** Lindsay Unified

**County:** Tulare  
**School Name:** Lincoln Elementary

**PROJECT DATA**

<b>Type of Project:</b>	New Construction	<b>Application Filing Basis:</b>	Site Specific
<b>Pupils Assigned:</b>	75		
<b>Classroom(s):</b>	3		
<b>Financial Hardship Requested:</b>	Yes	<b>Recommended Acres:</b>	
<b>Preference Points:</b>	68	<b>Existing Acres:</b>	

**ADJUSTED GRANT DATA**

<b>New Construction</b>	\$ 914,775.00
<b>Automatic Fire Detection/Alarm</b>	1,125.00
<b>Site Development</b>	320,171.00
<b>Total State Share (50%)</b>	1,236,071.00
<b>District Share (50%)</b>	1,236,071.00
<b>Total Project Cost</b>	<b>\$ 2,472,142.00</b>

**PROJECT FINANCING**

<b>State Share</b>	
<b>This Project</b>	\$1,236,071.00
<b>District Share</b>	
<b>Cash Contribution</b>	
<b>Financial Hardship</b>	1,236,071.00
<b>Total Project Cost</b>	<b>\$ 2,472,142.00</b>

**HISTORY OF PROJECT COST AND APPORTIONMENT**

	<b>Fund Code</b>	<b>Previously Authorized</b>	<b>Authorized This Action</b>	<b>Apportionment This Action</b>
<b>State Share</b>				
<b>New Construction/Additional Grant</b>	1027-1819	\$ 1,251,446.00	\$ (15,375.00)	\$ (15,375.00)
<b>District Share</b>				
<b>Cash Contribution</b>				
<b>Financial Hardship</b>	1027-1819	1,251,446.00	(15,375.00)	(15,375.00)
<b>Total</b>		<b>\$2,502,892.00</b>	<b>\$ (30,750.00)</b>	<b>\$ (30,750.00)</b>

**Funding Source: General Fund Full-Day Kindergarten Facilities Grant Program**

This project is being amended as a result of the removal of the previously authorized additional grant for automatic sprinkler system, which was not included in the approved plans and specifications.

The District shall ensure that it is in compliance with all applicable laws, regulations and certifications it made on the program forms.

This project is subject to the Grant Agreement submittal pursuant to Regulation Section 1860.17.

The District is responsible for ensuring that the project is compliant with Prevailing Wage Monitoring and/or Labor Compliance Program requirements at the time construction contracts are executed and/or construction commenced.

The District qualifies for financial hardship pursuant to Regulation Section 1860.14(a)(1). The District has demonstrated it is financially unable to provide all or a part of the matching funds and is levying the developer fees or equal alternative revenue source justified by law. The District's outstanding bonded indebtedness at the date of request (April 4, 2019) is at least 60 percent of its total bonding capacity.

Advance funds in the amount of \$365,910.00 were previously released to the District. The remaining funds in the amount of \$2,106,232.00 (\$2,472,142.00 less advance funds released) will be released by OPSC upon the receipt of a valid, signed Grant Agreement as specified in Regulation Section 1860.17 and a complete *Fund Release Request* (Form SAB 70-02).

Pursuant to Regulation Section 1860.19(a), any savings remaining after one year from the completion of the project, as specified in Regulation Section 1860.18, must be returned to the State.



**SCHOOL DISTRICT DATA**

**Application No:** 70/67801-00-002  
**School District:** Needles Unified

**County:** San Bernardino  
**School Name:** Vista Colorado Elementary

**PROJECT DATA**

<b>Type of Project:</b>	New Construction	<b>Application Filing Basis:</b>	Site Specific
<b>Pupils Assigned:</b>	75		
<b>Classroom(s):</b>	3		
<b>Financial Hardship Requested:</b>	Yes	<b>Recommended Acres:</b>	
<b>Preference Points:</b>	56	<b>Existing Acres:</b>	

**ADJUSTED GRANT DATA**

<b>New Construction</b>	\$ 914,775.00
<b>Automatic Fire Detection/Alarm</b>	1,125.00
<b>Project Assistance</b>	7,460.00
<b>Site Development</b>	320,171.00
<b>Total State Share (50%)</b>	1,243,531.00
<b>District Share (50%)</b>	1,243,531.00
<b>Total Project Cost</b>	<b>\$ 2,487,062.00</b>

**PROJECT FINANCING**

<b>State Share</b>	
<b>This Project</b>	\$1,243,531.00
<b>District Share</b>	
<b>Cash Contribution</b>	15,860.00
<b>Financial Hardship</b>	1,227,671.00
<b>Total Project Cost</b>	<b>\$ 2,487,062.00</b>

**HISTORY OF PROJECT COST AND APPORTIONMENT**

	<b>Fund Code</b>	<b>Previously Authorized</b>	<b>Authorized This Action</b>	<b>Apportionment This Action</b>
<b><u>State Share</u></b>				
<b>New Construction/Additional Grant</b>	1027-1819	\$ 1,258,906.00	\$ (15,375.00)	\$ (15,375.00)
<b><u>District Share</u></b>				
<b>Cash Contribution</b>		15,860.00		
<b>Financial Hardship</b>	1027-1819	1,243,046.00	(15,375.00)	(15,375.00)
<b>Total</b>		<b>\$2,517,812.00</b>	<b>\$ (30,750.00)</b>	<b>\$ (30,750.00)</b>

**Funding Source: General Fund Full-Day Kindergarten Facilities Grant Program**

This project is being amended as a result of the removal of the previously authorized additional grant for automatic sprinkler system, which was not included in the approved plans and specifications.

The District shall ensure that it is in compliance with all applicable laws, regulations and certifications it made on the program forms.

This project is subject to the Grant Agreement submittal pursuant to Regulation Section 1860.17.

The District is responsible for ensuring that the project is compliant with Prevailing Wage Monitoring and/or Labor Compliance Program requirements at the time construction contracts are executed and/or construction commenced.

The District qualifies for financial hardship pursuant to Regulation Section 1860.14(a)(1). The District has demonstrated it is financially unable to provide all or a part of the matching funds and is levying the developer fees or equal alternative revenue source justified by law. The District's outstanding bonded indebtedness at the date of request (April 4, 2019) is at least 60 percent of its total bonding capacity.

Advance funds in the amount of \$350,050.00 were previously released to the District. The remaining funds in the amount of \$2,121,152.00 (\$2,487,062.00 less advance funds released) will be released by OPSC upon the receipt of a valid, signed Grant Agreement as specified in Regulation Section 1860.17 and a complete *Fund Release Request* (Form SAB 70-02).

Pursuant to Regulation Section 1860.19(a), any savings remaining after one year from the completion of the project, as specified in Regulation Section 1860.18, must be returned to the State.

**SCHOOL DISTRICT DATA**

**Application No:** 70/65821-00-001  
**School District:** Planada Elementary

**County:** Merced  
**School Name:** Planada Elementary

**PROJECT DATA**

<b>Type of Project:</b>	New Construction	<b>Application Filing Basis:</b>	Site Specific
<b>Pupils Assigned:</b>	75		
<b>Classroom(s):</b>	3		
<b>Financial Hardship Requested:</b>	Yes	<b>Recommended Acres:</b>	
<b>Preference Points:</b>	71	<b>Existing Acres:</b>	

**ADJUSTED GRANT DATA**

<b>New Construction</b>	\$ 914,775.00
<b>Automatic Fire Detection/Alarm</b>	1,125.00
<b>Site Development</b>	320,171.00
<b>Project Assistance</b>	7,460.00
<b>Total State Share (50%)</b>	1,243,531.00
<b>District Share (50%)</b>	1,243,531.00
<b>Total Project Cost</b>	<b>\$ 2,487,062.00</b>

**PROJECT FINANCING**

<b>State Share</b>	
<b>This Project</b>	\$1,243,531.00
<b>District Share</b>	
<b>Cash Contribution</b>	144,102.00
<b>Financial Hardship</b>	1,099,429.00
<b>Total Project Cost</b>	<b>\$ 2,487,062.00</b>

**HISTORY OF PROJECT COST AND APPORTIONMENT**

	<b>Fund Code</b>	<b>Previously Authorized</b>	<b>Authorized This Action</b>	<b>Apportionment This Action</b>
<b>State Share</b>				
<b>New Construction/Additional Grant</b>	1027-1819	\$ 1,258,906.00	\$ (15,375.00)	\$ (15,375.00)
<b>District Share</b>				
<b>Cash Contribution</b>		144,102.00		
<b>Financial Hardship</b>	1027-1819	1,114,804.00	(15,375.00)	(15,375.00)
<b>Total</b>		<b>\$2,502,892.00</b>	<b>\$ (30,750.00)</b>	<b>\$ (30,750.00)</b>

**Funding Source: General Fund Full-Day Kindergarten Facilities Grant Program**

This project is being amended as a result of the removal of the previously authorized additional grant for automatic sprinkler system, which was not included in the approved plans and specifications.

The District shall ensure that it is in compliance with all applicable laws, regulations and certifications it made on the program forms.

This project is subject to the Grant Agreement submittal pursuant to Regulation Section 1860.17.

The District is responsible for ensuring that the project is compliant with Prevailing Wage Monitoring and/or Labor Compliance Program requirements at the time construction contracts are executed and/or construction commenced.

The District qualifies for financial hardship pursuant to Regulation Section 1860.14(a)(1). The District has demonstrated it is financially unable to provide all or a part of the matching funds and is levying the developer fees or equal alternative revenue source justified by law. The District's outstanding bonded indebtedness at the date of request (April 4, 2019) is at least 60 percent of its total bonding capacity.

Advance funds in the amount of \$221,808.00 were previously released to the District. The remaining funds in the amount of \$2,121,152.00 (\$2,487,062.00 less advance funds released and available district contribution) will be released by OPSC upon the receipt of a valid, signed Grant Agreement as specified in Regulation Section 1860.17 and a complete Fund Release Request (Form SAB 70-02).

Pursuant to Regulation Section 1860.19(a), any savings remaining after one year from the completion of the project, as specified in Regulation Section 1860.18, must be returned to the State.

**SCHOOL DISTRICT DATA**

**Application No:** 70/73932-00-001  
**School District:** Reef-Sunset Unified

**County:** Kings  
**School Name:** Avenal Elementary

**PROJECT DATA**

<b>Type of Project:</b>	New Construction	<b>Application Filing Basis:</b>	Site Specific
<b>Pupils Assigned:</b>	75		
<b>Classroom(s):</b>	3		
<b>Financial Hardship Requested:</b>	Yes	<b>Recommended Acres:</b>	
<b>Preference Points:</b>	32	<b>Existing Acres:</b>	

**ADJUSTED GRANT DATA**

<b>New Construction</b>	\$ 914,775.00
<b>Automatic Fire Detection/Alarm</b>	1,125.00
<b>Site Development</b>	320,171.00
<b>Total State Share (50%)</b>	1,236,071.00
<b>District Share (50%)</b>	1,236,071.00
<b>Total Project Cost</b>	<b>\$ 2,472,142.00</b>

**PROJECT FINANCING**

<b>State Share</b>	
<b>This Project</b>	\$1,236,071.00
<b>District Share</b>	
<b>Cash Contribution</b>	1,236,071.00
<b>Financial Hardship</b>	
<b>Total Project Cost</b>	<b>\$ 2,472,142.00</b>

**HISTORY OF PROJECT COST AND APPORTIONMENT**

	<b>Fund Code</b>	<b>Previously Authorized</b>	<b>Authorized This Action</b>	<b>Apportionment This Action</b>
<b>State Share</b>				
<b>New Construction/Additional Grant</b>	1027-1819	\$ 1,251,446.00	\$ (15,375.00)	\$ (15,375.00)
<b>District Share</b>				
<b>Cash Contribution</b>		1,251,446.00	(15,375.00)	
<b>Total</b>		<b>\$2,502,892.00</b>	<b>\$ (30,750.00)</b>	<b>\$ (15,375.00)</b>

**Funding Source: General Fund Full-Day Kindergarten Facilities Grant Program**

This project is being amended as a result of the removal of the previously authorized additional grant for automatic sprinkler system, which was not included in the approved plans and specifications.

The District shall ensure that it is in compliance with all applicable laws, regulations and certifications it made on the program forms.

This project is subject to the Grant Agreement submittal pursuant to Regulation Section 1860.17.

The District is responsible for ensuring that the project is compliant with Prevailing Wage Monitoring and/or Labor Compliance Program requirements at the time construction contracts are executed and/or construction commenced.

Pursuant to Regulation Section 1860.19(b), any funding not expended on eligible project expenditures prior to completion of the project, as specified in Regulation Section 1860.18, must be returned to the State.

Advance funds in the amount of \$182,955.00 were previously released to the District. The remaining funds in the amount of \$1,053,116.00 (\$2,472,142.00 less advance funds released and available district contribution) will be released by OPSC upon the receipt of a valid, signed Grant Agreement as specified in Regulation Section 1860.17 and a complete *Fund Release Request* (Form SAB 70-02).

**SCHOOL DISTRICT DATA**

Application No: 70/67850-00-004

County: San Bernardino

School District: Rialto Unified

School Name: Casey Elementary

**PROJECT DATA**

Type of Project:	New Construction	Application Filing Basis:	Site Specific
Pupils Assigned:	75		
Classroom(s):	3		
Financial Hardship Requested:	No	Recommended Acres:	
Preference Points:	29	Existing Acres:	

**ADJUSTED GRANT DATA****PROJECT FINANCING**

New Construction	\$914,775.00	<b><u>State Share (75%)</u></b>	
Automatic Fire Detection/Alarm	1,125.00	<b>This Project</b>	\$1,854,107.00
Site Development	320,171.00		
Project Grants Subtotal	1,236,071.00	<b><u>District Share (25%)</u></b>	
FDKFGP Conversion Grant	618,036.00	<b>Cash Contribution</b>	618,035.00
State Grant Total	1,854,107.00	<b>Financial Hardship</b>	
District Contribution	618,035.00	<b>Total Project Cost</b>	<b><u>\$2,472,142.00</u></b>
<b>Total Project Cost</b>	<b><u>\$2,472,142.00</u></b>		

**HISTORY OF PROJECT COST AND APPORTIONMENT**

	<b>Fund Code</b>	<b>Previously Authorized</b>	<b>Authorized This Action</b>	<b>Apportionment This Action</b>
<b><u>State Share</u></b>				
New Construction/Additional Grant	1027-1819	\$ 1,251,446.00	\$ 602,661.00	\$ 602,661.00
New Construction/Additional Grant	1027-1920	625,723.00	(625,723.00)	(625,723.00)
<b><u>District Share</u></b>				
Cash Contribution		625,723.00	(7,688.00)	
<b>Total</b>		<b><u>\$ 2,502,892.00</u></b>	<b><u>\$ (30,750.00)</u></b>	<b><u>\$ (23,062.00)</u></b>

**Funding Source: General Fund Full-Day Kindergarten Facilities Grant Program**

The District shall ensure that it is in compliance with all applicable laws, regulations and certifications it made on the program forms.

This project is subject to the Grant Agreement submittal pursuant to Regulation Section 1860.17.

The District is responsible for ensuring that the project is compliant with Prevailing Wage Monitoring and/or Labor Compliance Program requirements at the time construction contracts are executed and/or construction commenced.

Advance funds in the amount of \$365,910.00 were previously released to the District. The remaining funds in the amount of \$1,488,197.00 (\$2,472,142.00 less advance funds released and available district contribution) will be released by OPSC upon the receipt of a valid, signed Grant Agreement as specified in Regulation Section 1860.17 and a complete *Fund Release Request* (Form SAB 70-02).

Pursuant to Regulation Section 1860.19(a), any savings remaining after one year from the completion of the project, as specified in Regulation Section 1860.18, must be returned to the State.

This project is being amended pursuant to Senate Bill 98. Education Code Section 17375(b)(4) amended the funding for conversion sites to be provided from funds appropriated by Assembly Bill 1808, Chapter 32, Statutes of 2018.

This project is being amended as a result of the removal of the previously authorized additional grant for automatic sprinkler system, which was not included in the approved plans and specifications.

**SCHOOL DISTRICT DATA**

**Application No:** 70/67421-00-003  
**School District:** Robla Elementary

**County:** Sacramento  
**School Name:** Robla Elementary

**PROJECT DATA**

<b>Type of Project:</b>	New Construction	<b>Application Filing Basis:</b>	Site Specific
<b>Pupils Assigned:</b>	50		
<b>Classroom(s):</b>	2		
<b>Financial Hardship Requested:</b>	No	<b>Recommended Acres:</b>	
<b>Preference Points:</b>	28	<b>Existing Acres:</b>	

**ADJUSTED GRANT DATA**

<b>New Construction</b>	\$ 609,850.00
<b>Automatic Fire Detection/Alarm</b>	750.00
<b>Site Development</b>	213,448.00
<b>Project Assistance</b>	7,460.00
<b>Total State Share (50%)</b>	831,508.00
<b>District Share (50%)</b>	831,508.00
<b>Total Project Cost</b>	<b>\$ 1,663,016.00</b>

**PROJECT FINANCING**

<b>State Share</b>	
<b>This Project</b>	\$831,508.00
<b>District Share</b>	
<b>Cash Contribution</b>	831,508.00
<b>Total Project Cost</b>	<b>\$ 1,663,016.00</b>

**HISTORY OF PROJECT COST AND APPORTIONMENT**

	<b>Fund Code</b>	<b>Previously Authorized</b>	<b>Authorized This Action</b>	<b>Apportionment This Action</b>
<b>State Share</b>				
<b>New Construction/Additional Grant</b>	1027-1819	\$ 841,758.00	\$ (10,250.00)	\$ (10,250.00)
<b>District Share</b>				
<b>Cash Contribution</b>		841,758.00	(10,250.00)	
<b>Total</b>		<b>\$1,683,516.00</b>	<b>\$ (20,500.00)</b>	<b>\$ (10,250.00)</b>

**Funding Source: General Fund Full-Day Kindergarten Facilities Grant Program**

This project is being amended as a result of the removal of the previously authorized additional grant for automatic sprinkler system, which was not included in the approved plans and specifications.

The District shall ensure that it is in compliance with all applicable laws, regulations and certifications it made on the program forms.

This project is subject to the Grant Agreement submittal pursuant to Regulation Section 1860.17.

The District is responsible for ensuring that the project is compliant with Prevailing Wage Monitoring and/or Labor Compliance Program requirements at the time construction contracts are executed and/or construction commenced.

Advance funds in the amount of \$121,970.00 were previously released to the District. The remaining funds in the amount of \$709,538.00 (\$1,663,016.00 less advance funds released and available district contribution) will be released by OPSC upon the receipt of a valid, signed Grant Agreement as specified in Regulation Section 1860.17 and a complete *Fund Release Request* (Form SAB 70-02).

Pursuant to Regulation Section 1860.19(a), any savings remaining after one year from the completion of the project, as specified in Regulation Section 1860.18, must be returned to the State.

**SCHOOL DISTRICT DATA**

**Application No:** 70/63792-00-004  
**School District:** Standard Elementary

**County:** Kern  
**School Name:** Standard Elementary

**PROJECT DATA**

<b>Type of Project:</b>	New Construction	<b>Application Filing Basis:</b>	Site Specific
<b>Pupils Assigned:</b>	25		
<b>Classroom(s):</b>	1		
<b>Financial Hardship Requested:</b>	No	<b>Recommended Acres:</b>	11.7
<b>Preference Points:</b>	28	<b>Existing Acres:</b>	9.2

**ADJUSTED GRANT DATA**

<b>New Construction</b>	\$ 304,925.00
<b>Automatic Fire Detection/Alarm</b>	375.00
<b>Site Development</b>	106,724.00
<b>Project Grants Subtotal</b>	412,024.00
<b>FDKFGP Conversion Grant</b>	206,012.00
<b>State Grant Total</b>	618,036.00
<b>Remaining Project Cost</b>	206,012.00
<b>Total Project Cost</b>	<b>\$ 824,048.00</b>

**PROJECT FINANCING**

<b>State Share (75%)</b>	
<b>This Project</b>	\$ 618,036.00
<b>District Share (25%)</b>	
<b>Cash Contribution</b>	206,012.00
<b>Financial Hardship</b>	
<b>Total Project Cost</b>	<b>\$ 824,048.00</b>

**HISTORY OF PROJECT COST AND APPORTIONMENT**

	<b>Fund Code</b>	<b>Previously Authorized</b>	<b>Authorized This Action</b>	<b>Apportionment This Action</b>
<b>State Share</b>				
<b>New Construction/Additional Grant</b>	1027-1819	\$ 412,024.00	\$ 206,012.00	\$ 206,012.00
<b>New Construction/Additional Grant</b>	1027-1920	206,012.00	(206,012.00)	(206,012.00)
<b>District Share</b>				
<b>Cash Contribution</b>		206,012.00		
<b>Total</b>		<b>\$ 824,048.00</b>	<b>\$0.00</b>	<b>\$0.00</b>

**Funding Source: General Fund Full-Day Kindergarten Facilities Grant Program**

This project is being amended pursuant to Senate Bill 98. Education Code Section 17375(b)(4) amended the funding for conversion sites to be provided from funds appropriated by Assembly Bill 1808, Chapter 32, Statutes of 2018.

The District shall ensure that it is in compliance with all applicable laws, regulations and certifications it made on the program forms.

This project is subject to the Grant Agreement submittal pursuant to Regulation Section 1860.17.

Advance funds in the amount of \$60,985.00 were previously released to the District. The remaining funds in the amount of \$557,051.00 (\$824,048.00 less advance funds released and available district contribution) will be released by OPSC upon the receipt of a valid, signed Grant Agreement as specified in Regulation Section 1860.17 and a complete *Fund Release Request* (Form SAB 70-02).

The District is responsible for ensuring that the project is compliant with Prevailing Wage Monitoring and/or Labor Compliance Program requirements at the time construction contracts are executed and/or construction commenced.

Pursuant to Regulation Section 1860.19(a), any savings remaining after one year from the completion of the project, as specified in Regulation Section 1860.18, must be returned to the State.

**SCHOOL DISTRICT DATA**

**Application No:** 70/65151-00-001  
**School District:** Wilsona Elementary

**County:** Los Angeles  
**School Name:** Vista San Gabriel Elementary

**PROJECT DATA**

<b>Type of Project:</b>	New Construction	<b>Application Filing Basis:</b>	Site Specific
<b>Pupils Assigned:</b>	75		
<b>Classroom(s):</b>	3		
<b>Financial Hardship Requested:</b>	No	<b>Recommended Acres:</b>	
<b>Preference Points:</b>	35	<b>Existing Acres:</b>	

**ADJUSTED GRANT DATA**

<b>New Construction</b>	\$ 914,775.00
<b>Automatic Fire Detection/Alarm</b>	1,125.00
<b>Site Development</b>	320,171.00
<b>Project Assistance</b>	7,460.00
<b>Total State Share (50%)</b>	1,243,531.00
<b>District Share (50%)</b>	1,243,531.00
<b>Total Project Cost</b>	<b>\$ 2,487,062.00</b>

**PROJECT FINANCING**

<b>State Share</b>	
<b>This Project</b>	\$1,243,531.00
<b>District Share</b>	
<b>Cash Contribution</b>	1,243,531.00
<b>Total Project Cost</b>	<b>\$ 2,487,062.00</b>

**HISTORY OF PROJECT COST AND APPORTIONMENT**

	<b>Fund Code</b>	<b>Previously Authorized</b>	<b>Authorized This Action</b>	<b>Apportionment This Action</b>
<b>State Share</b>				
<b>New Construction/Additional Grant</b>	1027-1819	\$ 1,258,906.00	\$ (15,375.00)	\$ (15,375.00)
<b>District Share</b>				
<b>Cash Contribution</b>		1,258,906.00	(15,375.00)	
<b>Total</b>		<b>\$2,517,812.00</b>	<b>\$ (30,750.00)</b>	<b>\$ (15,375.00)</b>

**Funding Source: General Fund Full-Day Kindergarten Facilities Grant Program**

This project is being amended as a result of the removal of the previously authorized additional grant for automatic sprinkler system, which was not included in the approved plans and specifications.

The District shall ensure that it is in compliance with all applicable laws, regulations and certifications it made on the program forms.

This project is subject to the Grant Agreement submittal pursuant to Regulation Section 1860.17.

The District is responsible for ensuring that the project is compliant with Prevailing Wage Monitoring and/or Labor Compliance Program requirements at the time construction contracts are executed and/or construction commenced.

Advance funds in the amount of \$365,910.00 were previously released to the District. The remaining funds in the amount of \$877,621.00 (\$2,487,062.00 less advance funds released and available district contribution) will be released by OPSC upon the receipt of a valid, signed Grant Agreement as specified in Regulation Section 1860.17 and a complete *Fund Release Request* (Form SAB 70-02).

Pursuant to Regulation Section 1860.19(a), any savings remaining after one year from the completion of the project, as specified in Regulation Section 1860.18, must be returned to the State.

# Non-Conforming Buildings (Continued Use)



## **EXEMPTION FOR INDEPENDENT STUDY FACILITIES**

### **PURPOSE OF REPORT**

To present the Fresno Unified School District (District) request, as shown on the Attachment, for an exemption from the definition of “school buildings” for certain facilities used for independent study.

### **DESCRIPTION**

The District operates an independent study program at facilities that are not located at a regular school site and is requesting an exemption from the definition of "school building," as described in Education Code (EC) Section 17283, for the facility.

EC Section 17289 authorizes any school district or county office of education to request an exemption from the State Allocation Board (Board) for a building or structure or portion of a building or structure used for independent study from the definition of “school buildings.” These buildings do not have to meet the Field Act requirements but must comply with local health and safety standards.

The District has certified that it has satisfied the legal requirements under EC Section 17289 for the exemption.

### **AUTHORITY**

EC Section 17283 states: “ “School building” as used in this article means and includes any building used, or designed to be used, for elementary or secondary school purposes and constructed, reconstructed, altered, or added to, by the state or any city or city and county, or by any political subdivision or by any school district of any kind within the state, or by any regional occupational center or program created by or authorized to act by an agreement under joint exercise of power, or by the United States government, or any agency thereof.”

EC Section 17289 states “In order to provide alternative, community-based educational opportunities through independent study, any school district or county office of education may request an exemption from the State Allocation Board for a building or structure, or portion of a building or structure, from the definition of “school buildings” within the meaning of Section 17283. The exemptions may be granted for no longer than two years and exemptions are renewable. An exemption may only be granted if the school district or county office of education demonstrates to the satisfaction of the State Allocation Board all of the following:

- a) The building or structure, or portion of building or structure, satisfies all of the following:
  - i) It is not located on a regular school site.
  - ii) It complies with all applicable local building standards and all relevant local health and safety standards in the community in which it is located.

- iii) It is used for independent study.
- iv) It serves fewer than 25 pupils enrolled in kindergarten or any of the grades 1 to 12, inclusive, at any one time in the building or structure, or in a portion of a building or structure where the remainder of the building or structure is not used for instructional purposes.
- b) The use of the building or structure is critical to providing an effective alternative, community-based program.
- c) The use of other buildings or structures that would meet seismic safety standards for school facilities are not practical.”

### **STAFF ANALYSIS/STATEMENTS**

The District has provided certification that it has met the criteria as stated in EC Section 17289. An exemption has been requested for two years.

### **RECOMMENDATION**

Approve the District’s request for an exemption from the definition of "school buildings" for the site listed on the Attachment from March 19, 2020 to March 19, 2022.

ATTACHMENT

EXEMPTION FOR INDEPENDENT STUDY FACILITIES

Fresno Unified School District  
91/62166-00-000

Site	ID Number
3723 E. Dakota Ave. Fresno, CA 93726	10-62166-6006142

# Unused Sites Program

## **UNUSED SITES**

### **EXHIBIT/APPL. NO. 92/63503-00-00**

Greenfield Union – Kern County

### **PURPOSE OF REPORT**

To present the District's request for the State Allocation Board (Board) to grant a refund of the 2018/19 Fiscal Year unused site assessment fee.

### **DESCRIPTION**

The District was assessed an unused site fee of \$31,706 for the 2018/2019 Fiscal Year at the December 9, 2019 Board meeting and was deducted from the District's State School Fund Apportionment during the months of February through May 2020. Records show that the unused property assessed is currently being used as a school site and should not have been assessed a fee. Therefore, the District is eligible for a refund of the unused site assessment fee withheld for the 2018/2019 Fiscal Year.

<b><u>Site</u></b>	<b><u>Year</u></b>	<b><u>Annual Payment</u></b>	<b><u>Recommendation</u></b>
Middle #4	2018/19	\$31,706	Refund

### **AUTHORITY**

Pursuant to Education Code (EC) Section 17223(a), "Whenever a school district has either begun to use an unused site or has sold that site within two years of the date the Controller, pursuant to Section 17222, has deducted a certified nonuse payment from the district's State School Fund apportionment, the State Allocation Board shall certify that fact to the Controller. The Controller shall then cease to withhold any additional payments and shall return to the district from the State School Site Utilization Fund the payments, without interest, which had been withheld for the particular site during the prior fiscal year ... ."

### **BACKGROUND**

As required by law, all school districts are required to report any unused school sites to the Board annually. The school districts self-certify requests for waivers and reduction of fees based on certain criteria outlined in EC Section 17219. EC Section 17223(a) allows for districts to receive a refund for sites that a district has begun to use or has sold during the previous fiscal year.

### **STAFF ANALYSIS/STATEMENTS**

The District has provided documentation to support its request.

### **RECOMMENDATION**

Approve the District's request for a refund of the 2018/19 Fiscal Year unused site assessment fee in the amount of \$31,706 and notify the State Controller's Office to refund the Annual Payment.

REPORT OF THE EXECUTIVE OFFICER  
State Allocation Board Meeting, August 26, 2020

## **UNUSED SITES**

### **EXHIBIT/APPL. NO. 92/71035-00-00**

Wright Elementary – Sonoma County

### **PURPOSE OF REPORT**

To present the District's request for the State Allocation Board (Board) to grant a refund of the 2018/19 Fiscal Year unused site assessment fee.

### **DESCRIPTION**

The District was assessed an unused site fee of \$82,385 for the 2018/19 Fiscal Year at the December 9, 2019 Board meeting. The fees were deducted from the District's State School Fund apportionment during the months of February through May 2020. The District recently submitted documentation that the site was being used for community purposes. Therefore, the District is eligible for a refund for the unused site assessment fee withheld for the FY 2018/2019.

<b><u>Site</u></b>	<b><u>Year</u></b>	<b><u>Annual Payment</u></b>	<b><u>Recommendation</u></b>
950 S. Wright Rd.	2018/19	\$82,385	Refund

### **AUTHORITY**

Pursuant to Education Code (EC) Section 17219(e), nonuse payments shall not be required "for any year with respect to a schoolsite that for one-half or more of the number of days of that year has been utilized for any of the following purposes: (1) By the school district, or by any other governmental entity pursuant to agreement with the school district, for school purposes...."

### **BACKGROUND**

As required by law, all school districts are required to report any unused school sites to the Board annually. The school districts self-certify requests for waivers and reduction of fees based on certain criteria outlined in EC Section 17219. EC Section 17219(e) allows for districts to receive a waiver if the site is used for public school purposes for at least one-half the fiscal year. The District recently submitted documentation certifying that the site is being used for community purposes.

### **STAFF ANALYSIS/STATEMENTS**

The District has provided documentation to support its request.

### **RECOMMENDATION**

Approve the District's request for a refund of the 2018/19 Fiscal Year unused site assessment fee in the amount of \$82,385 and notify the State Controller's Office to refund the Annual Payment.

## WAIVER OF THE SUBSTANTIAL ENROLLMENT REQUIREMENT

### PURPOSE OF REPORT

To present requests to waive the substantial enrollment requirement and subsequent increase in district building capacity under the School Facility Program (SFP).

### DESCRIPTION

The school district listed on the Attachment has been reviewed by the State Allocation Board (Board) Waiver and Review Committee (Committee) and found to meet the requirements of the Board to receive a waiver from the adjustment to the existing school building capacity. The policy basis for each waiver is contained in the “waiver code” on the Attachment. The Committee recommends approval of the waiver request.

### AUTHORITY

#### **Education Code Section 17017.7(c)**

(c) “Substantial enrollment,” for the purposes of this section, means enrollment of at least 30 percent of district pupils in kindergarten and grades 1 to 6, inclusive, or 40 percent of pupils in kindergarten and grades 1 to 12, inclusive, in the high school attendance area for which the school district is applying for new facilities. The calculation set forth in this subdivision, as to a self-certifying district, shall be made by the district, in accordance with any standards governing that calculation that are adopted by the board. The calculation shall be certified by the district to the board and used by the board for the purposes of this section. The self-certifying district shall maintain documentation of the calculation as may be required by the board, and the calculation shall be subject to subsequent audit as the board may direct. If a self-certifying district is found by the board to have materially misrepresented its pupil enrollment pursuant to this subdivision, the board may impose either or both of the penalties set forth in paragraphs (1) and (2) of subdivision (b) of Section 17041.2, in accordance with that section.

#### **SFP Regulation Section 1859.35. Calculation of Existing School Building Capacity.**

The district’s existing school building capacity shall be determined by totaling the amount calculated in (a) and (b).

(a) With the exception of classrooms for Special Day Class pupils for which the multiplier is indicated on the Form SAB 50-02, multiply the number of available classrooms in the district, the HSAA or the Super HSAA by the following: 25 for each K-6 classroom and 27 for each 7-12 classroom. Available classrooms shall be determined by the reduction of classrooms identified in Section 1859.32 from the gross classroom inventory prepared pursuant to Section 1859.31 and the inclusion of portable classrooms as provided pursuant to Education Code Section 17071.30 (a) or (b).

- (b) Multiply the K-6 pupil capacity of the elementary district, the unified district, the HSAA or the Super HSAA in a unified district as determined by the results of the calculations in (a) at the time of the initial determination of eligibility by six percent. **When the elementary or unified district meets the Substantial Enrollment Requirement (SER) or qualifies for a waiver of the SER authorized by Education Code Sections 17017.6 and 17017.7(c), the amount reported in (b) shall be zero.** For High School Districts, the amount reported in (b) shall be zero.

## **BACKGROUND**

The SFP requires that the existing school building capacity of a district be adjusted using the Board's priority one requirements for funding as those requirements existed under the Lease-Purchase Program. The relevant priority one requirement at that time was that a district has thirty-percent of their K-6 enrollment attending schools operating on a year-round calendar or accepts an increase in capacity equal to six percent of the district's K-6 students. Districts that did not meet the Multi-Track Year-Round Education (MTYRE) requirement could request a waiver of the reduction if they could demonstrate that certain financial or educational hardships existed that prevented the district from operating MTYRE programs.

As the district capacity increases, the net eligibility available in the SFP decreases.

## **STAFF ANALYSIS/STATEMENTS**

The Board's Committee is comprised of the Supervising Field Representative of the California Department of Education's School Facilities and Transportation Services division. The Committee has reviewed the districts' requests and recommends the Board approve the requests.

## **RECOMMENDATION**

Approve the request as shown on the Attachment.



ATTACHMENT

WAIVER OF THE SUBSTANTIAL ENROLLMENT REQUIREMENT

**Approval Code**

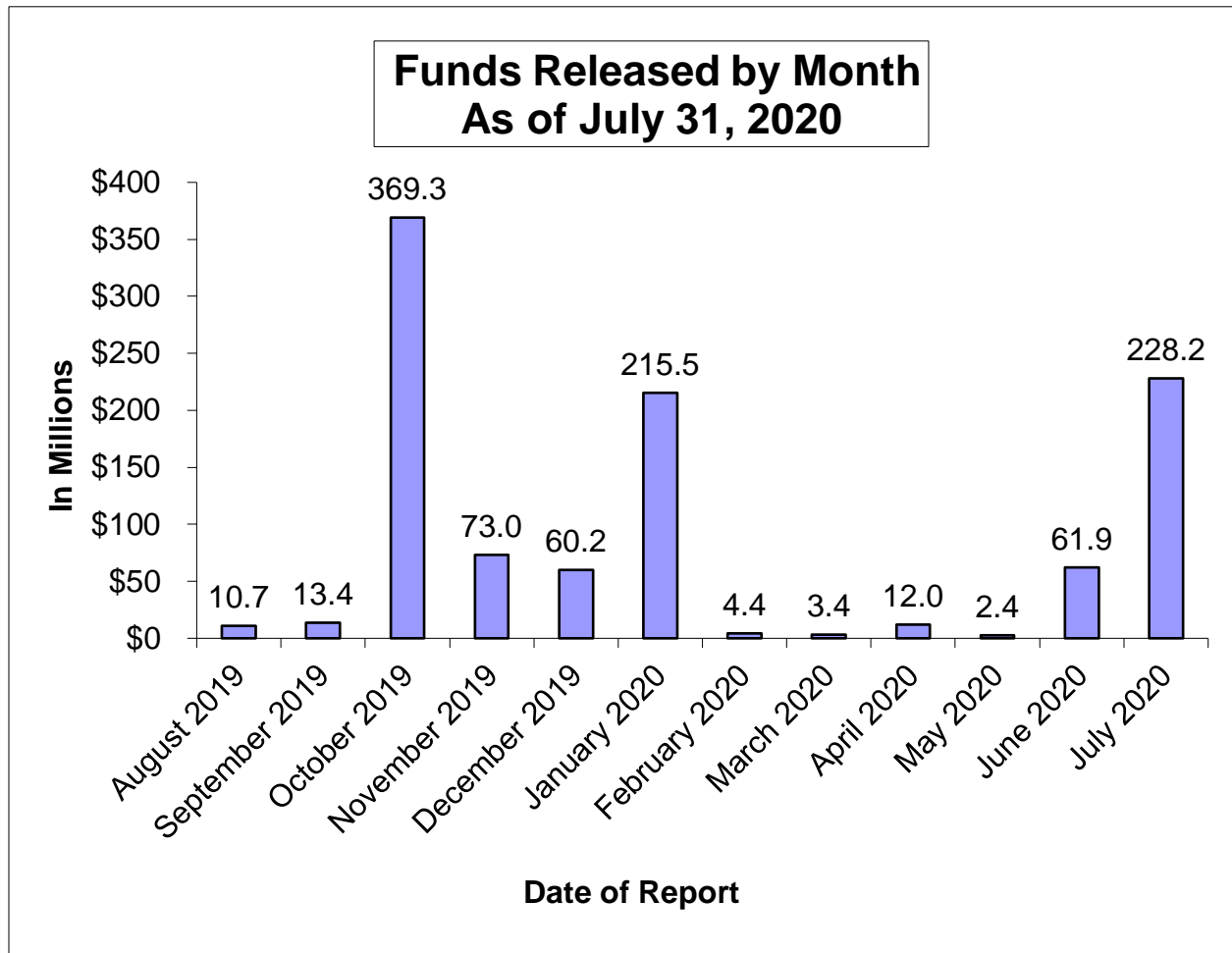
1. Insufficient Number of Pupils to Load Four Classrooms

<u>DISTRICT</u>	<u>WAIVER CODE</u>	<u>LETTER DATE</u>
Round Valley Unified	SW	8/14/2018

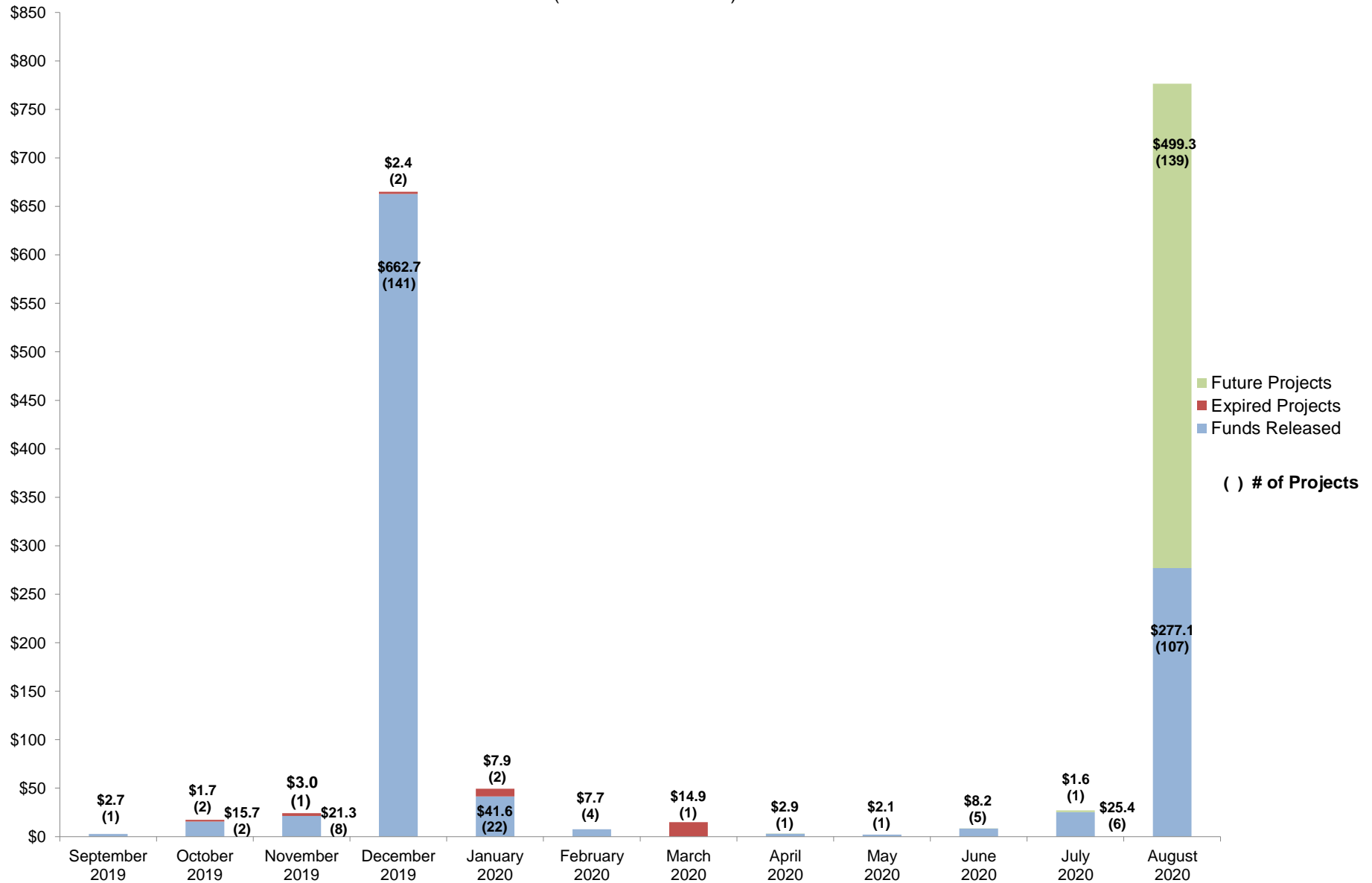
**Approval Codes**

1 = Insufficient number of pupils to load four classrooms	SW = SER Waiver
2 = ADA of 300 or less	RW = Recertification of Waiver
3 = Meets YRE percentage requirements 17017.7 (c)	S = SER Requirement
5 = High School District ADA of 1200 or fewer	RS = Recertification of SER
6 = High School District met SER requirement, 17017.6	SP = SER Partial
8 = Feasibility	FS = Feasibility Study
9 = Denied	
10 = Educational Hardship	
11 = Financial Hardship	

## STATUS OF FUND RELEASES



Status of School Facility Program Apportionments Set to Expire  
due to Time Limit on Fund Release, as of June 24, 2020 SAB  
(in millions of dollars)



**SCHOOL FACILITY PROGRAM**  
Available Funds (in Millions) As of August 26, 2020

Prop. 51 - \$7 Billion - November 2016										
Program	Original Bond Allocation	Remaining Bond Authority as of June 24, 2020	Estimated Approvals for August 26, 2020	Special Items/PIF	Administrative Costs Adjustment <sup>G</sup>	Remaining Bond Authority as of August 26, 2020 (excludes Unfunded Approvals)	Accumulated Unfunded Approvals as of June 24, 2020	Estimated Unfunded Approvals for August 26, 2020	Special Items/PIF	Remaining Bond Authority as of August 26, 2020 (includes Unfunded Approvals)
New Construction	\$3,000.0	\$1,538.2				\$1,537.9	-\$519.9	-\$65.9		\$952.1
Modernization	3,000.0	2,103.9				2,103.6	-290.6	-73.9		1,739.1
Career Technical Education	500.0	268.0	\$8.9			276.9	-7.9			269.0
Charter School	500.0	421.2				421.2	-420.6	-0.3		0.3
<b>SUBTOTAL</b>	<b>\$7,000.0</b>	<b>\$4,331.3</b>	<b>\$8.9</b>	<b>-\$0.6</b>	<b>\$0.0</b>	<b>\$4,339.6<sup>A</sup></b>	<b>-\$1,239.0</b>	<b>-\$140.1</b>	<b>\$0.0</b>	<b>\$2,960.5</b>
Prop. 1D - \$7.3 Billion - November 2006										
Program	Original Bond Allocation	Remaining Bond Authority as of June 24, 2020	Estimated Approvals for August 26, 2020	Special Items/PIF	Administrative Costs Adjustment <sup>G</sup>	Remaining Bond Authority as of August 26, 2020 (excludes Unfunded Approvals)	Accumulated Unfunded Approvals as of June 24, 2020	Estimated Unfunded Approvals for August 26, 2020	Special Items/PIF	Remaining Bond Authority as of August 26, 2020 (includes Unfunded Approvals)
New Construction	\$1,900.0	\$5.3	\$0.1			\$5.4				\$5.4 <sup>F</sup>
Seismic Repair		2.7				2.7	-\$2.7			0.0
Modernization	3,300.0	1.9	0.3			2.2		-\$0.7		1.5 <sup>F</sup>
Career Technical Education	500.0	17.5				17.5				17.5
High Performance Schools	100.0	0.7				0.7				0.7
Overcrowding Relief	1,000.0	1.5				1.5	-0.2			1.3 <sup>F</sup>
Charter School	500.0	147.3	4.3		\$0.3	151.9	-142.2	-0.2		9.5
Joint Use	57.5 <sup>B</sup>	0.0				0.0				0.0
<b>SUBTOTAL</b>	<b>\$7,357.5</b>	<b>\$176.9</b>	<b>\$4.7</b>	<b>\$0.0</b>	<b>\$0.3</b>	<b>\$181.9<sup>A</sup></b>	<b>-\$145.1</b>	<b>-\$0.9</b>	<b>\$0.0</b>	<b>\$35.9</b>
Prop. 55 - \$10 Billion - March 2004										
Program	Original Bond Allocation	Remaining Bond Authority as of June 24, 2020	Estimated Approvals for August 26, 2020	Special Items/PIF	Administrative Costs Adjustment <sup>G</sup>	Remaining Bond Authority as of August 26, 2020 (excludes Unfunded Approvals)	Accumulated Unfunded Approvals as of June 24, 2020	Estimated Unfunded Approvals for August 26, 2020	Special Items/PIF	Remaining Bond Authority as of August 26, 2020 (includes Unfunded Approvals)
New Construction	\$4,965.8 <sup>C</sup>	\$3.2 <sup>D</sup>	\$0.2		\$0.3	\$3.7	-\$0.8			\$2.9 <sup>F</sup>
Modernization	2,250.0	0.2				0.2				0.2
Critically Overcrowded Schools	2,440.0	0.0				0.0				0.0
Charter School	300.0	18.3			0.8	19.1	-12.3			6.8 <sup>F</sup>
Joint Use	66.7 <sup>E</sup>	0.0				0.0				0.0
<b>SUBTOTAL</b>	<b>\$10,022.5</b>	<b>\$21.7</b>	<b>\$0.2</b>	<b>\$0.0</b>	<b>\$1.1</b>	<b>\$23.0<sup>A</sup></b>	<b>-\$13.1</b>	<b>\$0.0</b>	<b>\$0.0</b>	<b>\$9.9</b>
<b>TOTAL PAGE 1</b>	<b>\$24,380.0</b>	<b>\$4,529.9</b>	<b>\$13.8</b>	<b>-\$0.6</b>	<b>\$1.4</b>	<b>\$4,544.5</b>	<b>-\$1,397.2</b>	<b>-\$141.0</b>	<b>\$0.0</b>	<b>\$3,006.3</b>

A. Balance of bonding authority excludes unfunded approvals.

B. The original bond allocation of \$29 million augmented by \$21 million from Prior Bond Funds to Joint Use at the 06/27/07 SAB meeting and \$7.5 million at the 7/23/08 SAB meeting pursuant to Assembly Bill 127, Chapter 35, Statutes of 2006 (Perata/Nunez).

C. The original bond allocation of \$4,960,000,000 augmented by \$5,831,911 from Prior Bonds at the 10/6/2010 SAB meeting.

D. It includes the transfer of Critically Overcrowded School Facilities Program Funds to New Construction (transfers in Prop. 55 includes: \$268.8 million approved at the 1/25/2006 SAB meeting, \$318.3 million approved at the 9/23/2009 SAB meeting, \$225 million approved at the 8/4/2010 SAB meeting, \$211.7 million approved at the 12/15/2010 SAB meeting, \$145 million at the 4/25/2012 SAB meeting, \$30.4 million after the 3/20/2013 SAB meeting, and \$32,297 after the 3/26/2014 SAB meeting per SFP Regulation Sections 1859.154 (c)).

E. Original bond allocation of \$50,000,000 augmented by \$15,547,233 from the State School Building Aid Fund at the 2/28/2007 SAB meeting and by \$1,232,224 from Prior Bonds at the 10/6/2010 SAB meeting.

F. Total authority is not available at this time due to outstanding accounts receivable. For Proposition 1D, \$64,933.00 for New Construction, \$265,782.00 for Modernization, and \$16,861.16 for Overcrowding Relief.

For Proposition 55, \$162,126.00 for New Construction and \$827,308.20 for Charter.

G. FY 17/18 reverted administrative costs returned to bond authority. Prop 1D returned \$299,507.05 for Charter. Prop 55 returned \$271,287.79 for New Construction and \$832,197.84 for Charter.

**SCHOOL FACILITY PROGRAM**  
Available Funds (in Millions) As of August 26, 2020

Prop. 47 - \$11.4 Billion - November 2002										
Program	Original Bond Allocation	Remaining Bond Authority as of June 24, 2020	Estimated Approvals for August 26, 2020	Special Items/PIF	Administrative Costs Adjustment	Remaining Bond Authority as of August 26, 2020 (excludes Unfunded Approvals)	Accumulated Unfunded Approvals as of June 24, 2020	Estimated Unfunded Approvals for August 26, 2020	Special Items/PIF	Remaining Bond Authority as of August 26, 2020 (includes Unfunded Approvals)
New Construction	\$6,250.0	\$0.8	\$0.4		\$0.0	\$1.2				\$1.2
Modernization	3,300.0	0.1			0.4	0.5	-\$0.1			0.4
Critically Overcrowded Schools	1,700.0	0.0				0.0				0.0
Charter School	100.0	10.1	0.2		0.6	10.9	-3.7			7.2
Joint Use	50.0	0.0				0.0				0.0
<b>SUBTOTAL</b>	<b>\$11,400.0</b>	<b>\$11.0</b>	<b>\$0.6</b>	<b>\$0.0</b>	<b>\$1.0</b>	<b>\$12.6</b> <sup>A</sup>	<b>-\$3.8</b>	<b>\$0.0</b>	<b>\$0.0</b>	<b>\$8.8</b>

Prop. 1A - \$6.7 Billion - November 1998										
Program	Original Bond Allocation	Remaining Bond Authority as of June 24, 2020	Estimated Approvals for August 26, 2020	Special Items/PIF	Administrative Costs Adjustment	Remaining Bond Authority as of August 26, 2020 (excludes Unfunded Approvals)	Accumulated Unfunded Approvals as of June 24, 2020	Estimated Unfunded Approvals for August 26, 2020	Special Items/PIF	Remaining Bond Authority as of August 26, 2020 (includes Unfunded Approvals)
New Construction	\$2,900.0	\$0.6				\$0.6	-\$0.6			\$0.0
Modernization	2,100.0	0.0				0.0				0.0
Hardship	1,000.0	1.0				1.0	-1.0			0.0
Class Size Reduction	700.0	0.0				0.0				0.0
<b>SUBTOTAL</b>	<b>\$6,700.0</b>	<b>\$1.6</b>	<b>\$0.0</b>	<b>\$0.0</b>	<b>\$0.0</b>	<b>\$1.6</b> <sup>A</sup>	<b>-\$1.6</b>	<b>\$0.0</b>	<b>\$0.0</b>	<b>\$0.0</b>
<b>TOTAL PAGE 2</b>	<b>\$18,100.0</b>	<b>\$12.6</b>	<b>\$0.6</b>	<b>\$0.0</b>	<b>\$1.0</b>	<b>\$14.2</b>	<b>-\$5.4</b>	<b>\$0.0</b>	<b>\$0.0</b>	<b>\$8.8</b>
<b>TOTAL FROM PAGE 1</b>	<b>\$24,380.0</b>	<b>\$4,529.9</b>	<b>\$13.8</b>	<b>-\$0.6</b>	<b>\$1.4</b>	<b>\$4,544.5</b>	<b>-\$1,397.2</b>	<b>-\$141.0</b>	<b>\$0.0</b>	<b>\$3,006.3</b>
<b>GRAND TOTAL</b>	<b>\$42,480.0</b>	<b>\$4,542.5</b>	<b>\$14.4</b>	<b>-\$0.6</b>	<b>\$2.4</b>	<b>\$4,558.7</b>	<b>-\$1,402.6</b>	<b>-\$141.0</b>	<b>\$0.0</b>	<b>\$3,015.1</b>

**Full-Day Kindergarten Facilities Grant Program (FDKFGP)**

Program	Appropriation	Remaining Bond Authority as of June 24, 2020	Estimated Approvals for August 26, 2020	Miscellaneous Adjustments for August 26, 2020	Remaining Authority as of August 26, 2020
Chapter 32, Statutes of 2018 (AB 1808) - Full-Day Kindergarten (FY 18/19)	\$100.0	\$1.9	-\$1.5	-\$0.2 <sup>C</sup>	\$0.2
Chapter 51, Statutes of 2019 (SB 75) - Full-Day Kindergarten (FY 19/20)	\$300.0	\$298.1	\$1.9	-\$300.0 <sup>D</sup>	\$0.0
<b>TOTAL</b>	<b>\$400.0</b>	<b>\$300.0</b>	<b>\$0.4</b>	<b>-\$300.2</b>	<b>\$0.2</b>

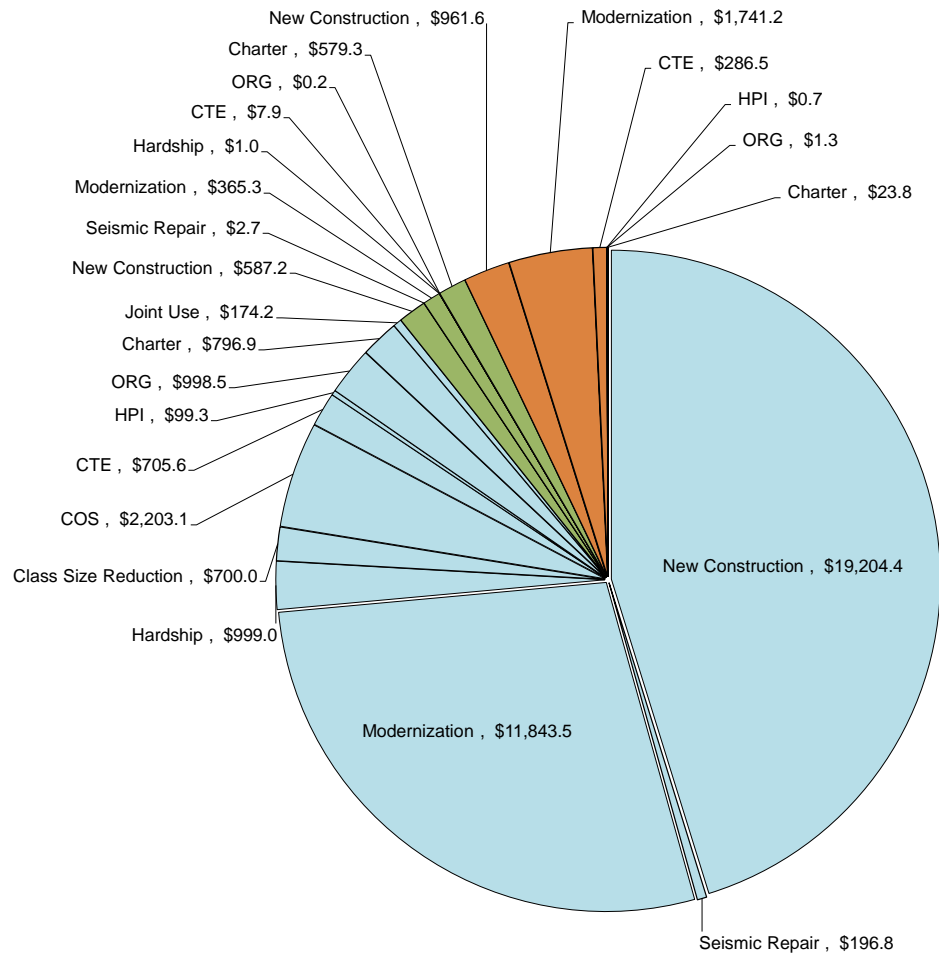
A. Balance of Bonding Authority Excludes Unfunded Approvals.

B. FY 17/18 reverted administrative costs returned to bond authority. Prop 47 returned \$17,497.38 for New Construction, \$439,609.24 for Modernization, and \$594,250.75 for Charter

C. Administrative cost adjustment.

D. \$300 million transferred to General Fund per Executive Order.

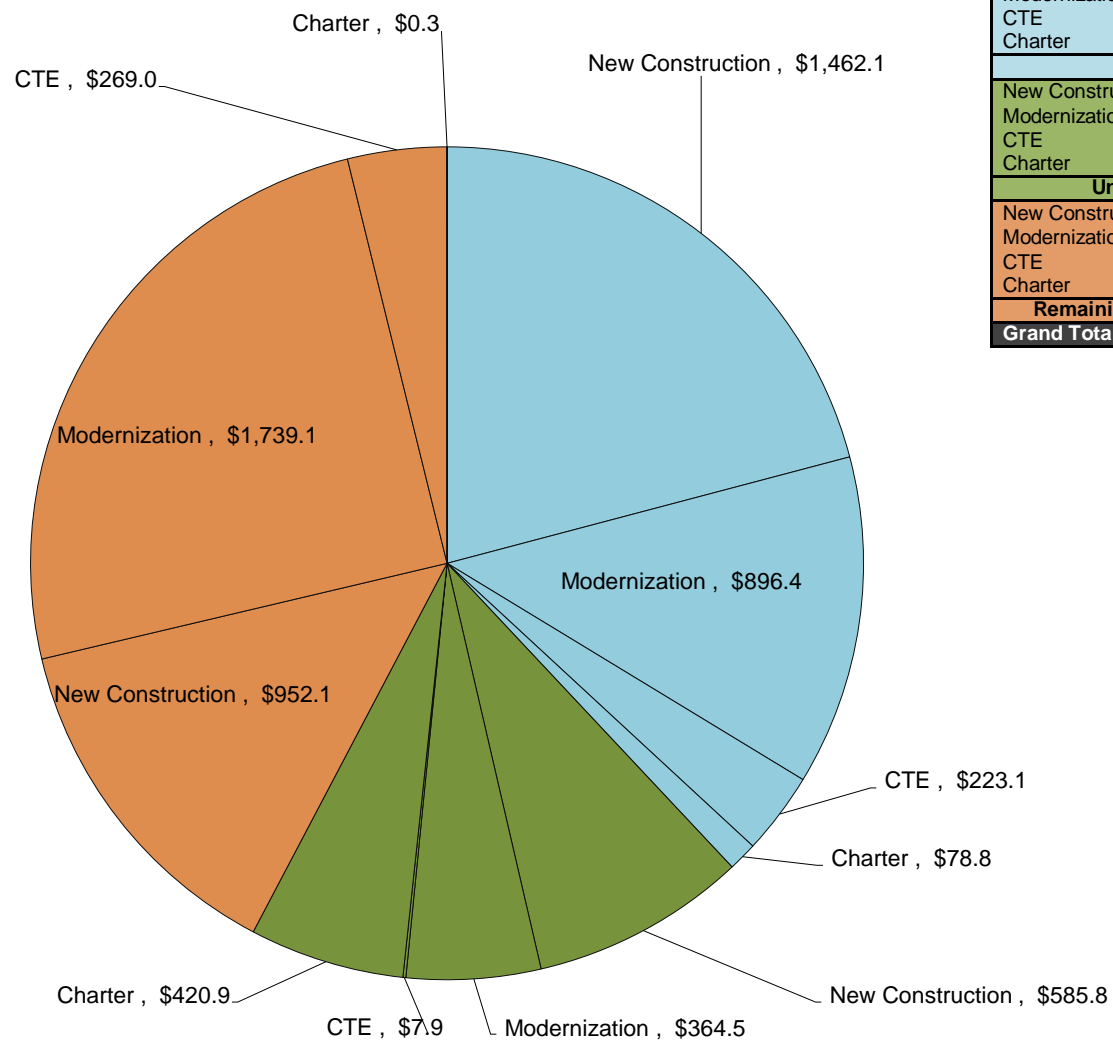
**Proposition 51, 1D, 55, 47, and 1A**  
**Bond Authority - \$42.480 billion**  
 (in millions of dollars)



Proposition 51, 1D, 55, 47, and 1A Totals		
New Construction*	\$	19,204.4
<i>Seismic Repair</i>	\$	196.8
Modernization	\$	11,843.5
Hardship	\$	999.0
Class Size Reduction	\$	700.0
COS	\$	2,203.1
CTE	\$	705.6
HPI	\$	99.3
ORG	\$	988.5
Charter	\$	796.9
Joint Use	\$	174.2
<b>Apportioned</b>	<b>\$</b>	<b>37,921.3</b>
		<b>89.3%</b>
New Construction	\$	587.2
<i>Seismic Repair</i>	\$	2.7
Modernization	\$	365.3
Hardship	\$	1.0
Class Size Reduction	\$	-
COS	\$	-
CTE	\$	7.9
HPI	\$	-
ORG	\$	0.2
Charter	\$	579.3
Joint Use	\$	-
<b>Unfunded Approvals</b>	<b>\$</b>	<b>1,543.6</b>
		<b>3.6%</b>
New Construction	\$	961.6
<i>Seismic Repair</i>	\$	-
Modernization	\$	1,741.2
Hardship	\$	-
Class Size Reduction	\$	-
COS	\$	-
CTE	\$	286.5
HPI	\$	0.7
ORG	\$	1.3
Charter	\$	23.8
Joint Use	\$	-
<b>Remaining Bond Authority</b>	<b>\$</b>	<b>3,015.1</b>
<b>Grand Total</b>	<b>\$</b>	<b>42,480</b>
		<b>100.0%</b>

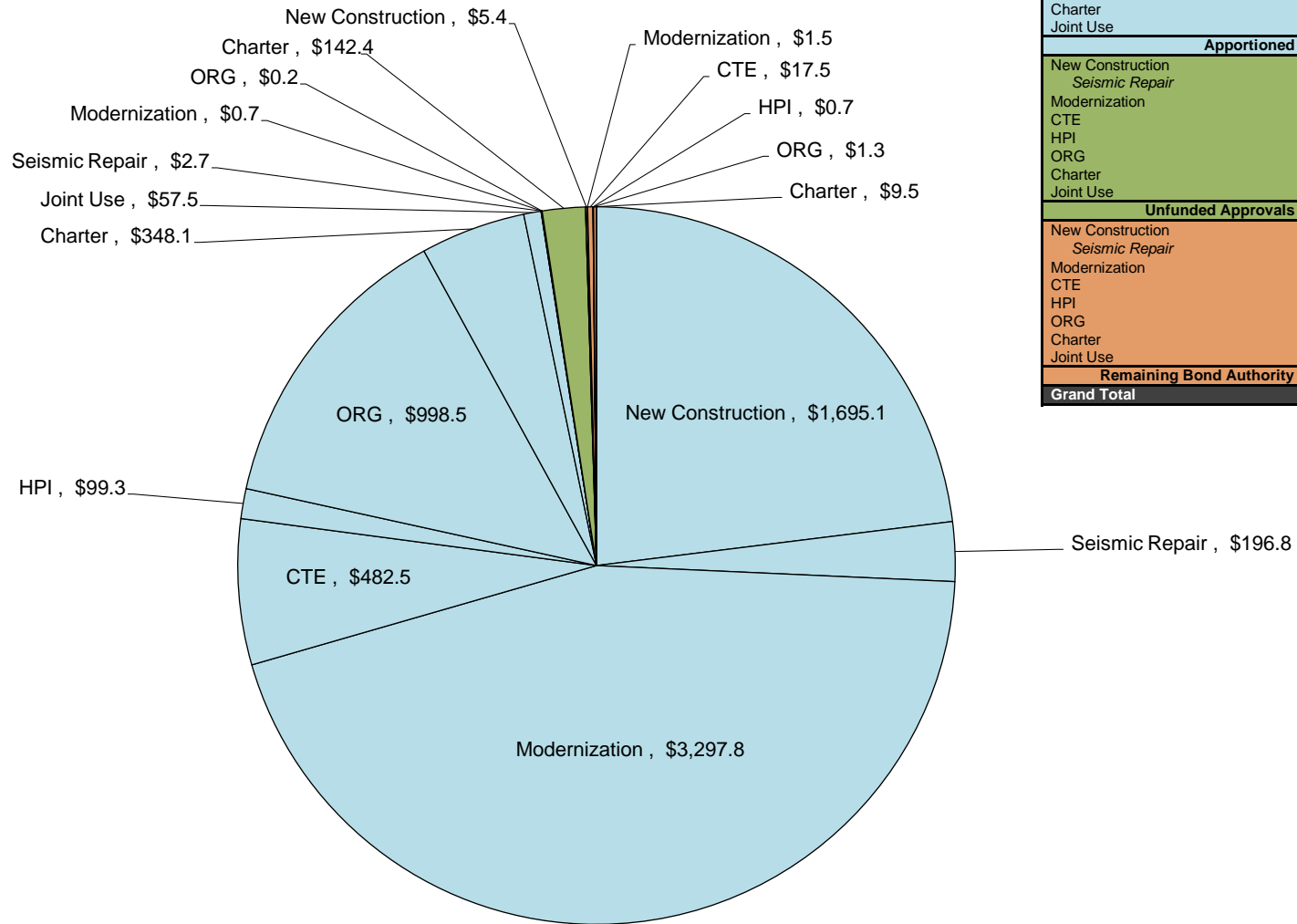
\*Includes Energy Efficiency, Small High Schools, Seismic Repair, and the transfer of Critically Overcrowded School Facilities Program Funds to New Construction (\$700 million and \$68.1 million from Prop. 47; \$268.8 million, \$318.3 million, \$225 million, \$211.7 million, \$145 million, and \$30.4 million from Prop. 55). Also, Prop 55 includes \$5.8 million from the Lease Purchase Program on October 6, 2010.

# Proposition 51 Bond Authority - \$7.000 billion (in millions of dollars)



Proposition 51 Totals		
New Construction	\$ 1,462.1	
Modernization	\$ 896.4	
CTE	\$ 223.1	
Charter	\$ 78.8	
<b>Apportioned</b>	<b>\$ 2,660.4</b>	<b>38.0%</b>
New Construction	\$ 585.8	
Modernization	\$ 364.5	
CTE	\$ 7.9	
Charter	\$ 420.9	
<b>Unfunded Approvals</b>	<b>\$ 1,379.1</b>	<b>19.7%</b>
New Construction	\$ 952.1	
Modernization	\$ 1,739.1	
CTE	\$ 269.0	
Charter	\$ 0.3	
<b>Remaining Bond Authority</b>	<b>\$ 2,960.5</b>	<b>42.3%</b>
<b>Grand Total</b>	<b>\$ 7,000</b>	<b>100.0%</b>

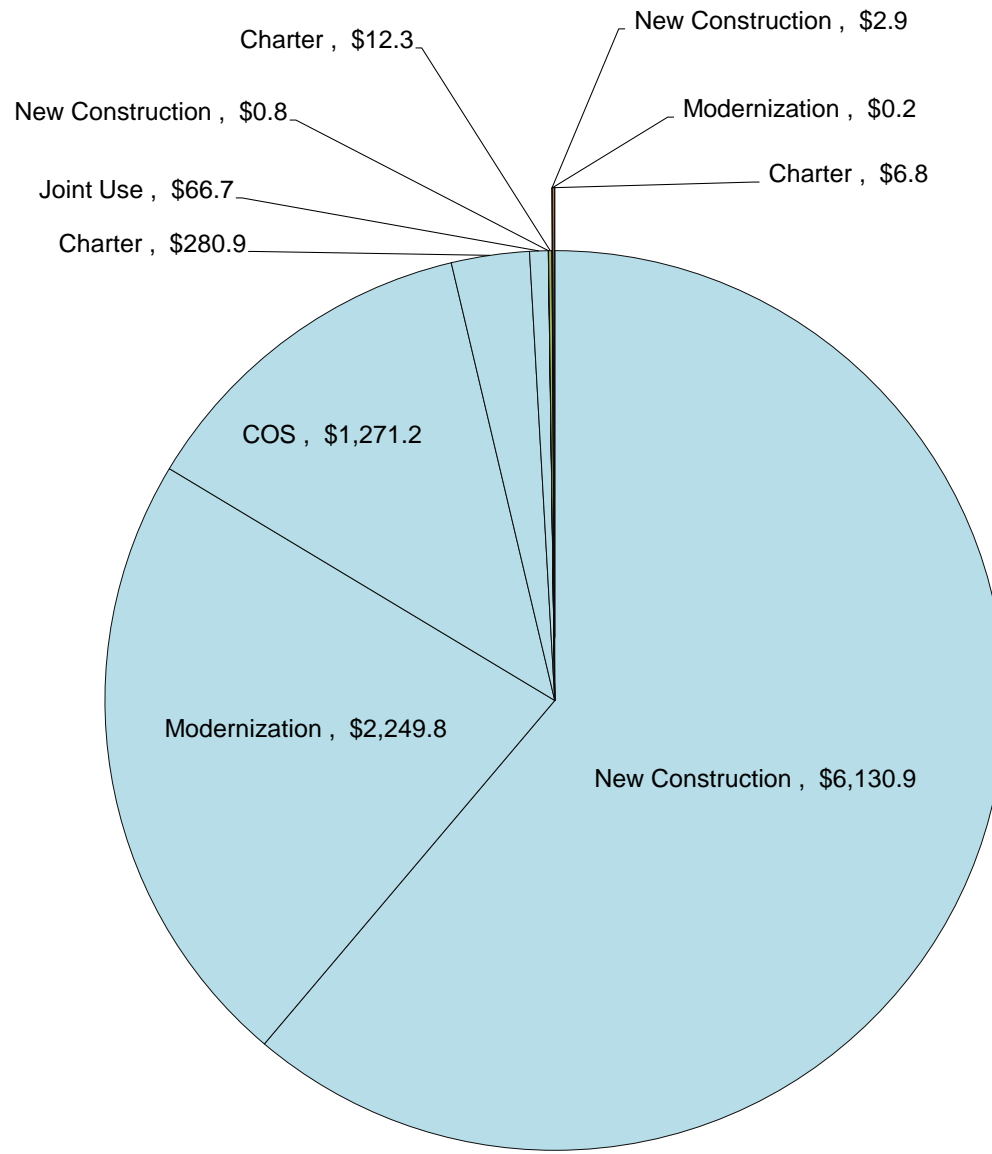
# Proposition 1D Bond Authority - \$7.358 billion (in millions of dollars)



Proposition 1D Totals		
New Construction	\$ 1,695.1	
Seismic Repair	\$ 196.8	
Modernization	\$ 3,297.8	
CTE	\$ 482.5	
HPI	\$ 99.3	
ORG	\$ 998.5	
Charter	\$ 348.1	
Joint Use	\$ 57.5	
<b>Apportioned</b>	<b>\$ 7,175.6</b>	<b>97.5%</b>
New Construction	\$ -	
Seismic Repair	\$ 2.7	
Modernization	\$ 0.7	
CTE	\$ -	
HPI	\$ -	
ORG	\$ 0.2	
Charter	\$ 142.4	
Joint Use	\$ -	
<b>Unfunded Approvals</b>	<b>\$ 146.0</b>	<b>2.0%</b>
New Construction	\$ 5.4	
Seismic Repair	\$ -	
Modernization	\$ 1.5	
CTE	\$ 17.5	
HPI	\$ 0.7	
ORG	\$ 1.3	
Charter	\$ 9.5	
Joint Use	\$ -	
<b>Remaining Bond Authority</b>	<b>\$ 35.9</b>	<b>0.5%</b>
<b>Grand Total</b>	<b>\$ 7,358</b>	<b>100.0%</b>

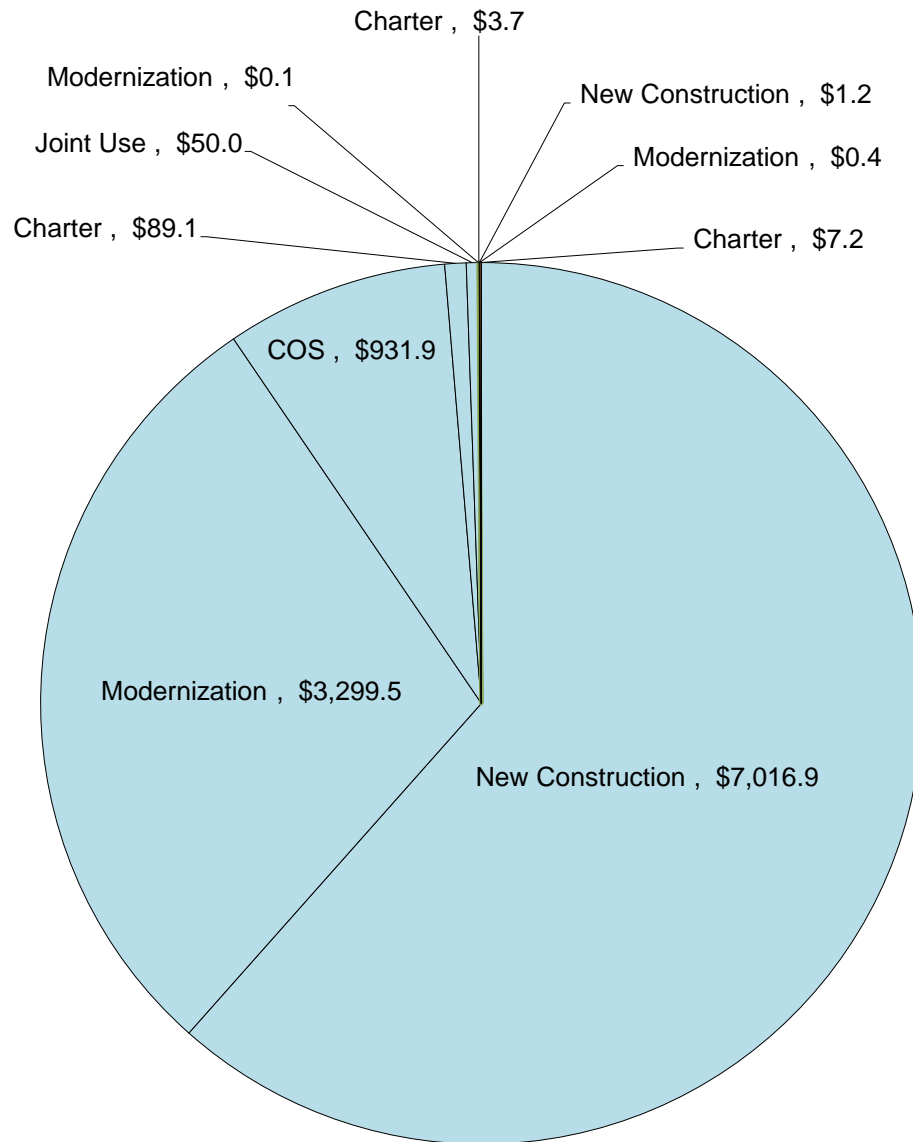


# Proposition 55 Bond Authority - \$10.023 billion (in millions of dollars)



Proposition 55 Totals		
New Construction	\$ 6,130.9	
Modernization	\$ 2,249.8	
COS	\$ 1,271.2	
Charter	\$ 280.9	
Joint Use	\$ 66.7	
<b>Apportioned</b>	<b>\$ 9,999.5</b>	<b>99.8%</b>
New Construction	\$ 0.8	
Modernization	\$ -	
COS	\$ -	
Charter	\$ 12.3	
Joint Use	\$ -	
<b>Unfunded Approvals</b>	<b>\$ 13.1</b>	<b>0.1%</b>
New Construction	\$ 2.9	
Modernization	\$ 0.2	
COS	\$ -	
Charter	\$ 6.8	
Joint Use	\$ -	
<b>Remaining Bond Authority</b>	<b>\$ 9.9</b>	<b>0.1%</b>
<b>Grand Total</b>	<b>\$ 10,023</b>	<b>100.0%</b>

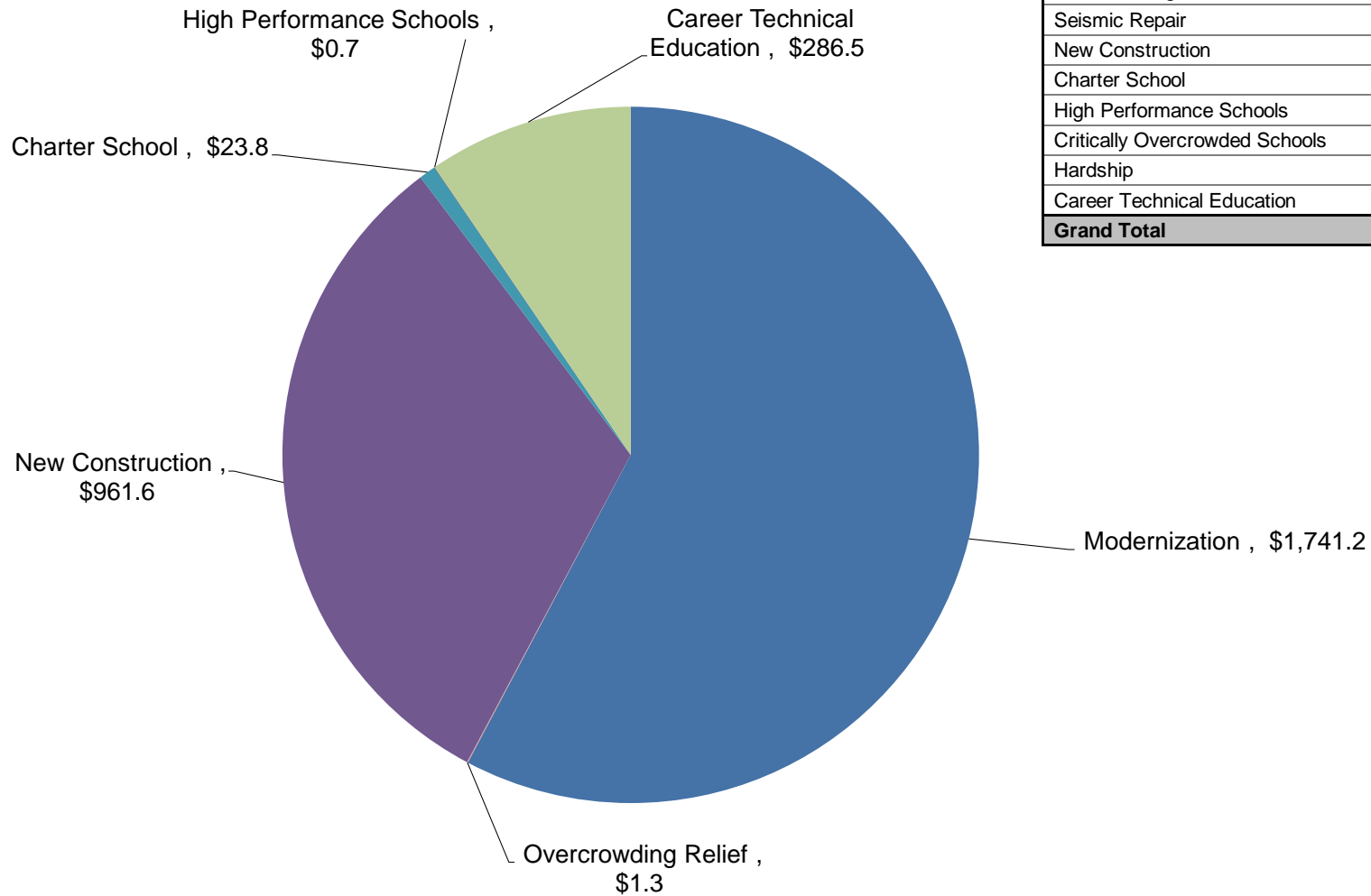
# Proposition 47 Bond Authority - \$11.400 billion (in millions of dollars )



Proposition 47 Totals		
New Construction	\$ 7,016.9	
Modernization	\$ 3,299.5	
COS	\$ 931.9	
Charter	\$ 89.1	
Joint Use	\$ 50.0	
<b>Apportioned</b>	<b>\$ 11,387.4</b>	<b>99.9%</b>
New Construction	\$ -	
Modernization	\$ 0.1	
COS	\$ -	
Charter	\$ 3.7	
Joint Use	\$ -	
<b>Unfunded Approvals</b>	<b>\$ 3.8</b>	<b>0.0%</b>
New Construction	\$ 1.2	
Modernization	\$ 0.4	
COS	\$ -	
Charter	\$ 7.2	
Joint Use	\$ -	
<b>Remaining Bond Authority</b>	<b>\$ 8.8</b>	<b>0.1%</b>
<b>Grand Total</b>	<b>\$ 11,400</b>	<b>100.0%</b>

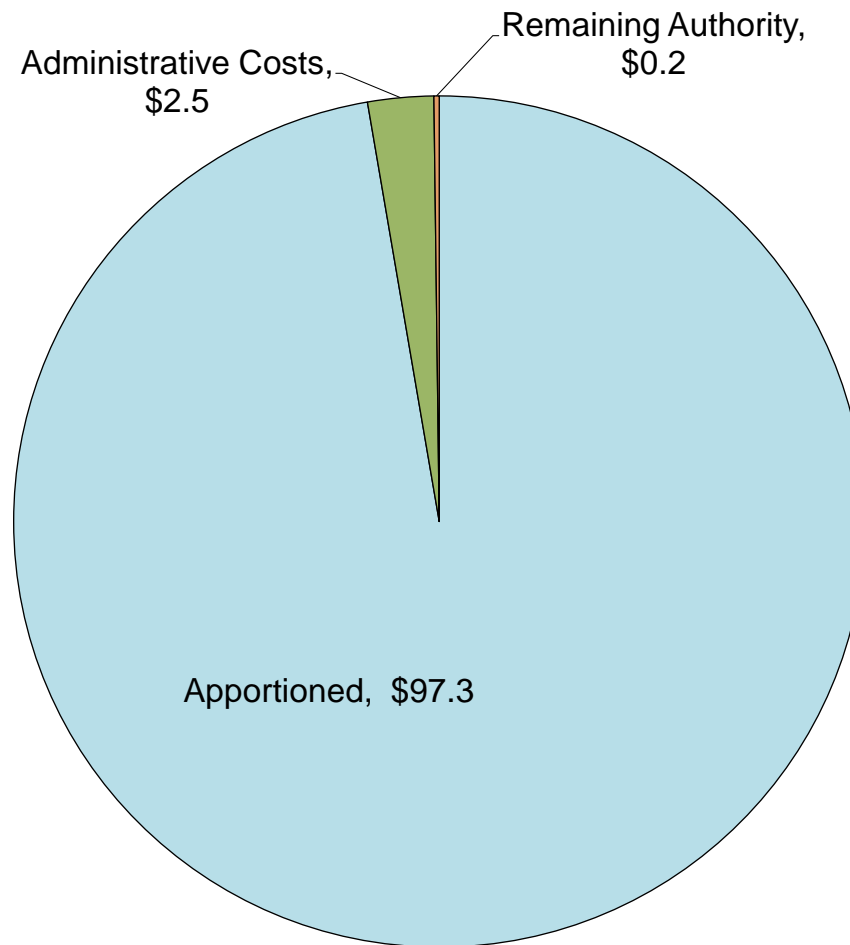
# Remaining Bond Authority - \$3,015.1 million

(by program, in millions)  
As of August 26, 2020 SAB



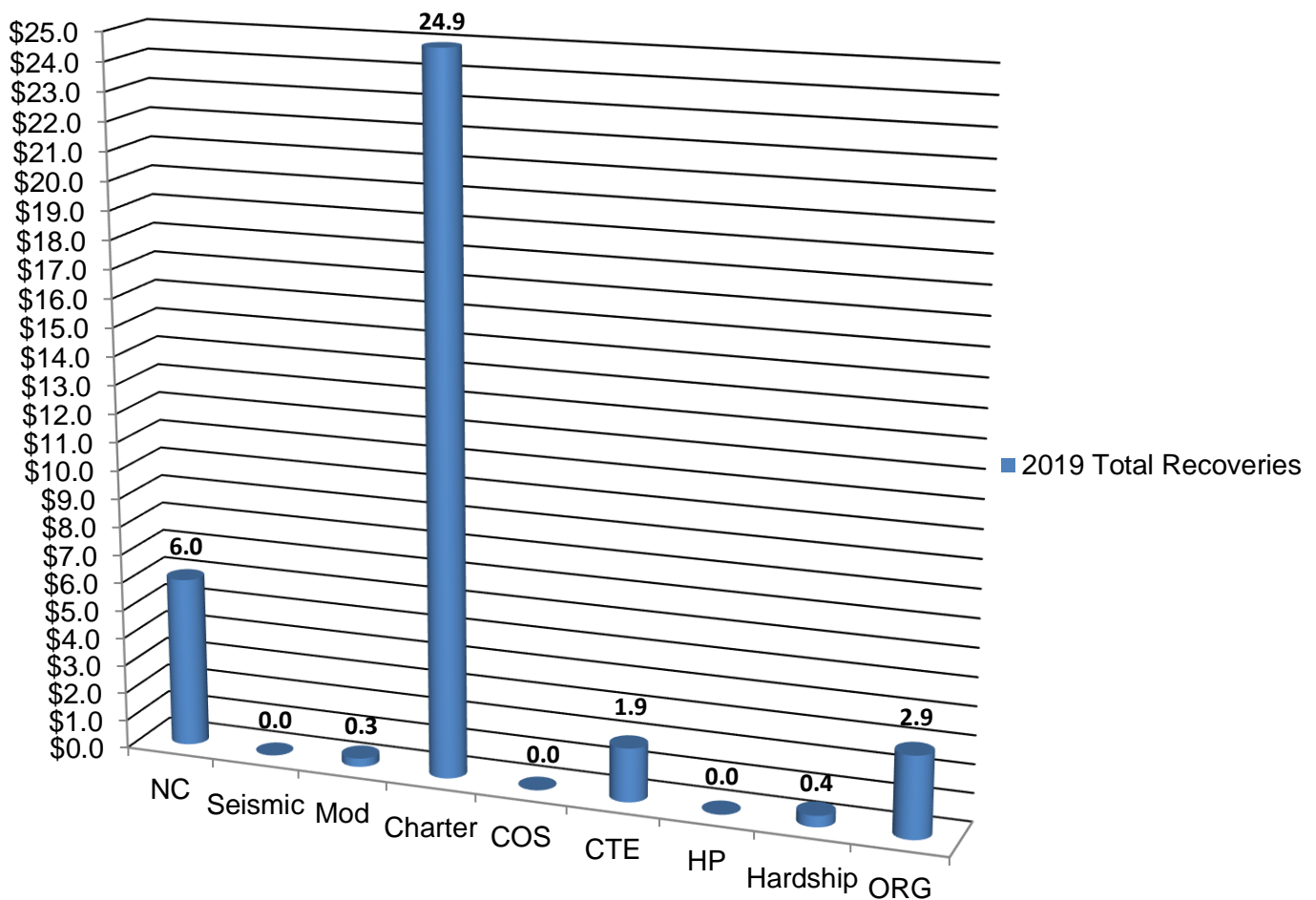
Remaining Bond Authority (in millions)	
Modernization	\$ 1,741.2
Overcrowding Relief	\$ 1.3
Seismic Repair	\$ -
New Construction	\$ 961.6
Charter School	\$ 23.8
High Performance Schools	\$ 0.7
Critically Overcrowded Schools	\$ -
Hardship	\$ -
Career Technical Education	\$ 286.5
<b>Grand Total</b>	<b>\$ 3,015.1</b>

Full-Day Kindergarten Facilities Grant Program (FDKFGP)  
FY 2018/2019  
Authority - \$100 million



## Fund Recoveries\* – 2019

(Totals represented in millions of dollars)



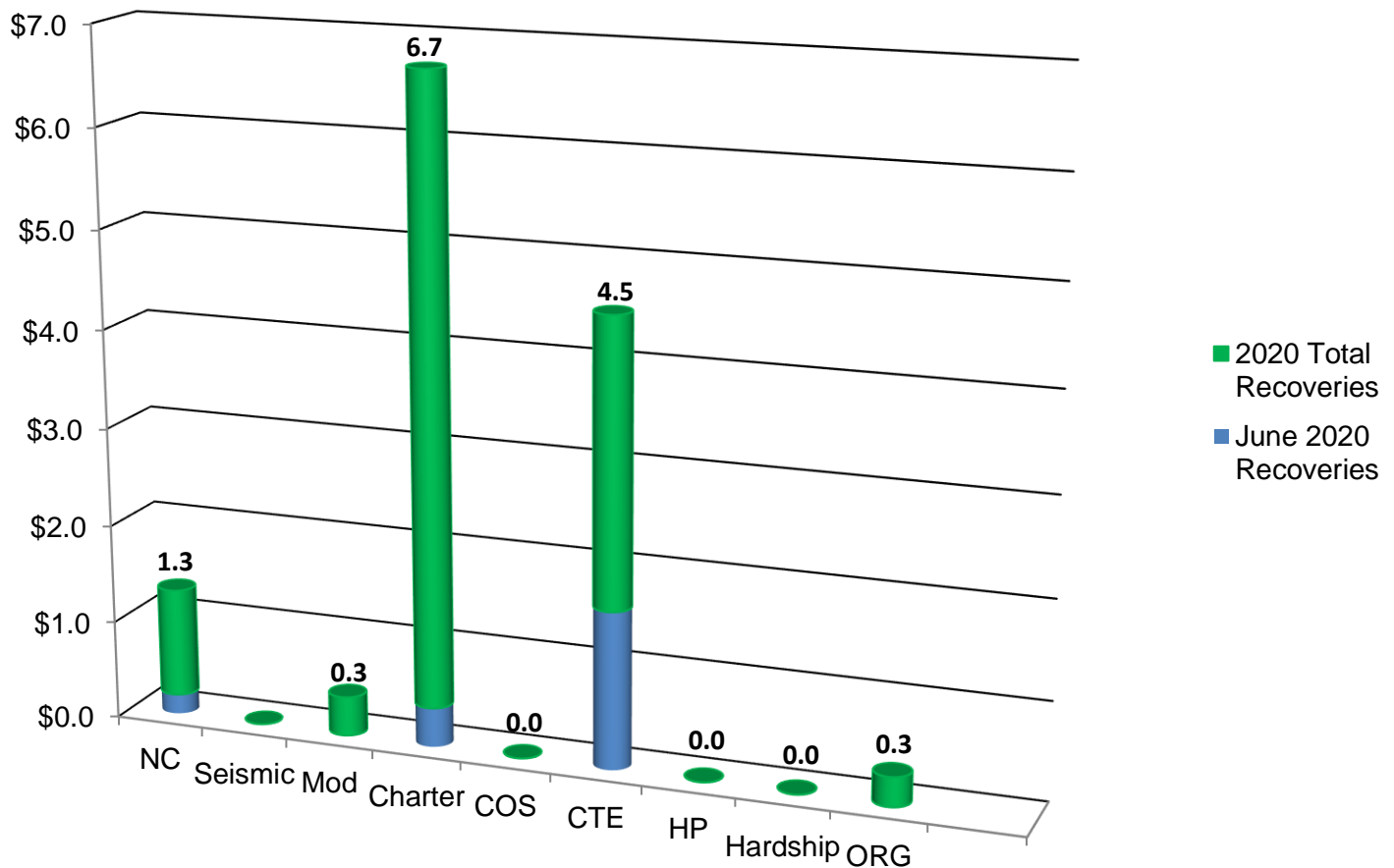
	2019 Totals**
NC	\$6,027,076
Seismic	\$0
Modernization	\$276,518
Charter	\$24,859,238
COS	\$31,739
CTE	\$1,896,615
HP	\$0
Hardship	\$368,398
ORG	\$2,931,768
Total	\$36,391,352

\*Includes bond proceeds returned (authority may not be available) to the program through reductions to cost incurred, close-outs, loan repayments, rescissions and special education local plan area transfers.

\*\* 2019 Totals does not reflect any reallocation of authority. For current availability of bond authority, see Status of Funds.

## Fund Recoveries\* – as of June 24, 2020 SAB

(Totals represented in millions of dollars)



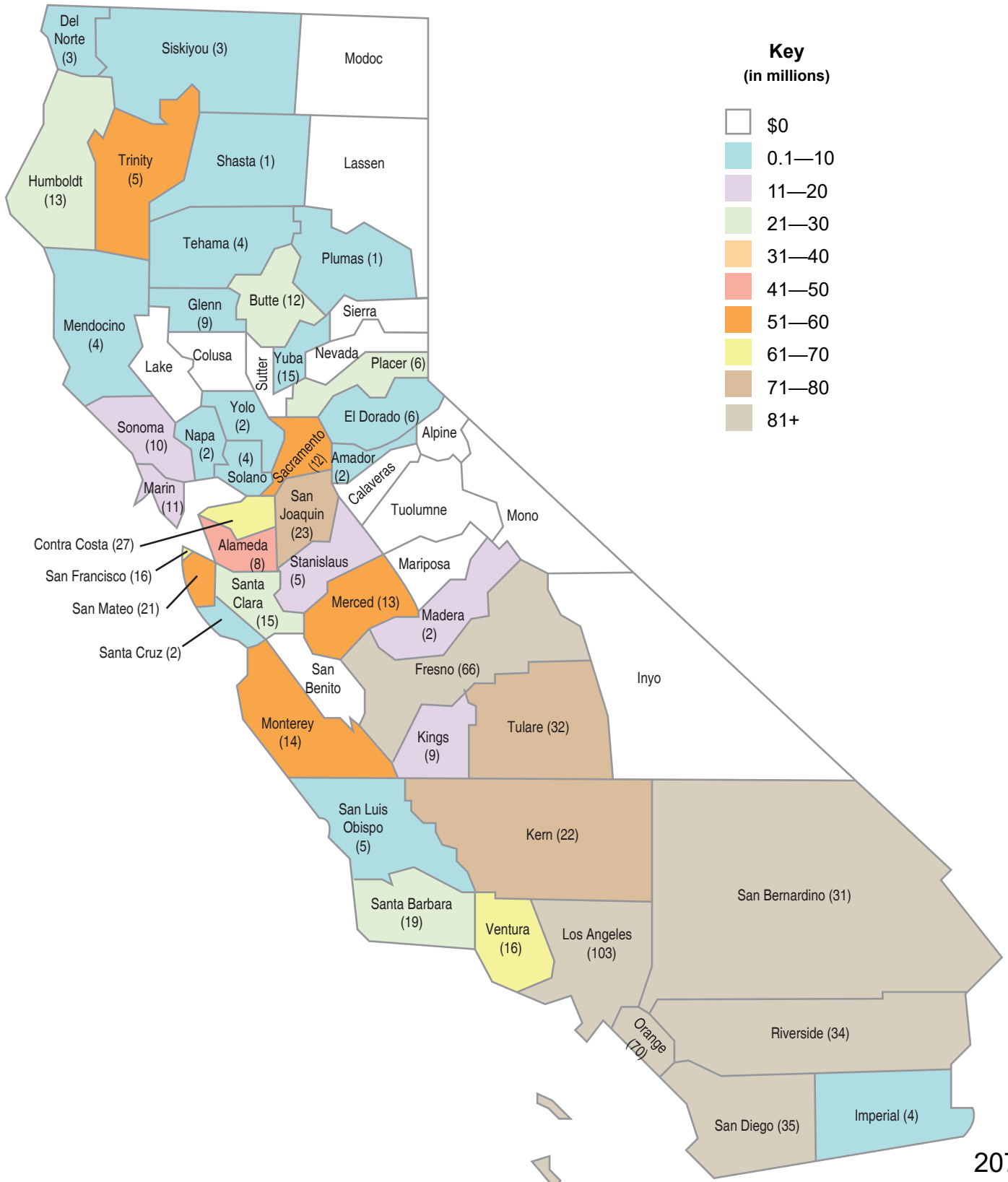
June 2020	1A	47	55	1D	51	JuneTotals	2020 Totals**
NC	\$0	\$0	\$211,727	\$0	\$0	\$211,727	\$1,313,646
Seismic	\$0	\$0	\$0	\$0	\$0	\$0	\$0
Modernization	\$0	\$0	\$0	\$29,663	\$0	\$29,663	\$386,812
Charter	\$0	\$0	\$0	\$350,293	\$0	\$350,293	\$6,666,521
COS	\$0	\$0	\$0	\$0	\$0	\$0	\$0
CTE	\$0	\$0	\$0	\$1,508,431	\$103,378	\$1,611,809	\$4,467,787
HP	\$0	\$0	\$0	\$0	\$0	\$0	\$0
Hardship	\$0	\$0	\$0	\$0	\$0	\$0	\$0
ORG	\$0	\$0	\$0	\$0	\$0	\$0	\$273,056
Total						\$2,203,492	\$13,107,822

\*Includes bond proceeds returned (authority may not be available) to the program through reductions to cost incurred, close-outs, loan repayments, rescissions and special education local plan area transfers.

\*\* 2020 Totals does not reflect any reallocation of authority. For current availability of bond authority, see Status of Funds.

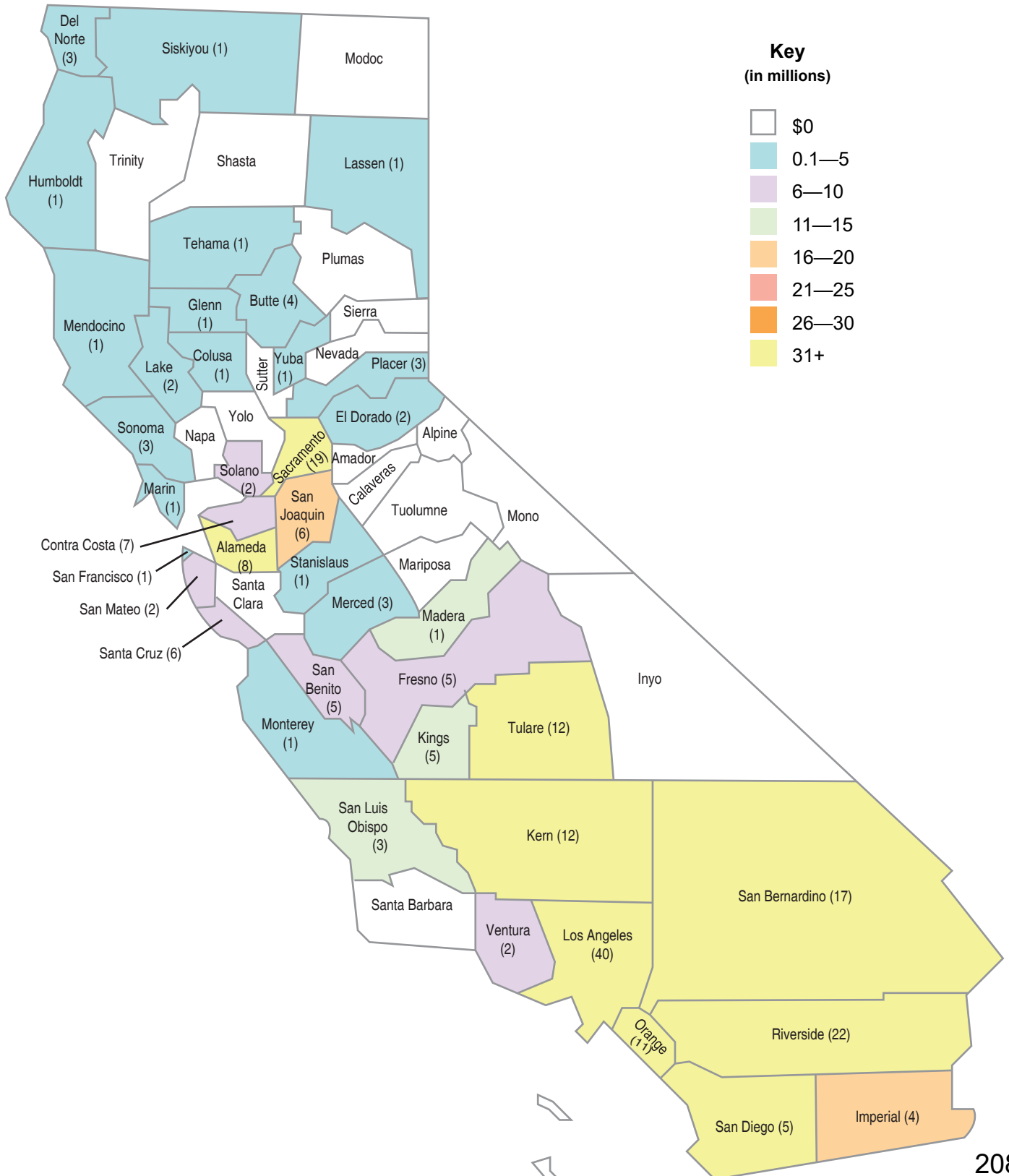
## School Facility Program Proposition 51 Apportionments by County

The graphic below displays the amount Apportioned (\$2,319.4 million) for 717 School Facility Program projects from 252 school districts as of July 31, 2020. The data includes only bond authority provided by Proposition 51 approved by voters in November 2016.



## School Facility Program Proposition 51 Unfunded Approvals by County

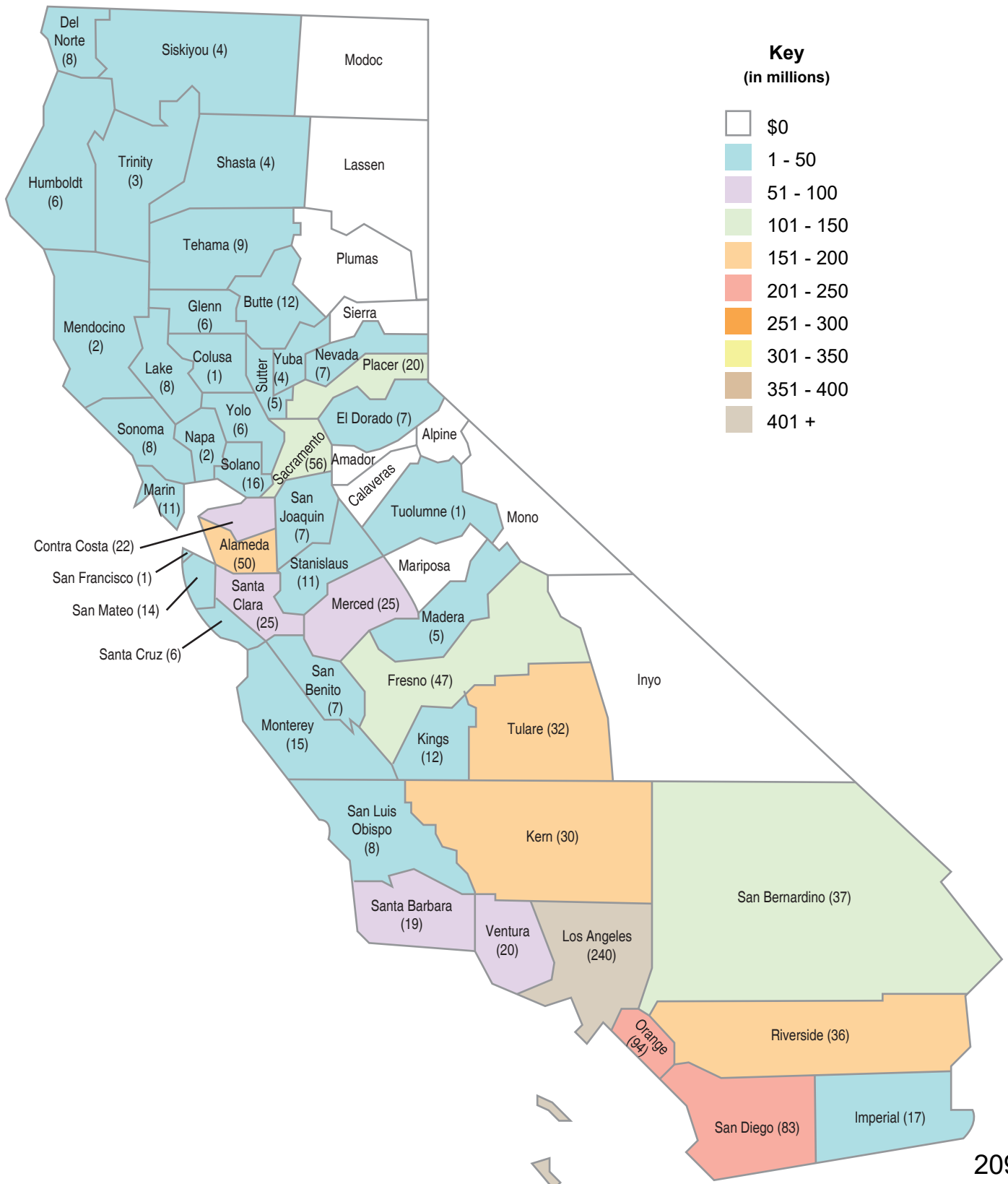
The graphic below displays the amount of Unfunded Approvals (\$810.2 million) for 224 School Facility Program projects from 110 school districts as of July 31, 2020. The data includes only bond authority provided by Proposition 51 approved by voters in November 2016.





## School Facility Program Proposition 51 Current Workload by County

The graphic below displays the Office of Public School Construction's Workload List for New Construction and Modernization (\$2,978.8 million) for 1,064 School Facility Program projects from 292 school districts as of July 31, 2020. The projects are anticipated to be allocated from bond authority provided by Proposition 51 approved by voters in November 2016.



# Proposition 51 Distribution

As of 7/31/2020

County	<u>Apportioned</u> Project Count	<u>Apportioned</u> Dollar Amount	<u>Unfunded</u> Project Count	<u>Unfunded</u> Dollar Amount	<u>Workload</u> Project Count	<u>Workload</u> Dollar Amount
Alameda	8	\$ 44,887,006.00	8	\$ 39,254,411.00	50	\$ 163,251,918.00
Alpine	0		0		0	
Amador	2	\$ 5,892,241.00	0		0	
Butte	12	\$ 27,983,834.00	4	\$ 4,727,185.00	9	\$ 12,277,412.60
Calaveras	0		0		0	
Colusa	0		1	\$ 1,640,446.00	1	\$ 1,771,024.80
Contra Costa	27	\$ 61,402,523.56	7	\$ 8,245,001.00	22	\$ 68,087,557.00
Del Norte	3	\$ 733,128.60	3	\$ 1,223,103.00	8	\$ 3,274,037.55
El Dorado	6	\$ 4,841,288.00	2	\$ 3,263,653.00	7	\$ 16,929,539.80
Fresno	66	\$ 198,874,073.45	5	\$ 7,849,272.00	47	\$ 123,024,880.85
Glenn	9	\$ 9,663,158.00	1	\$ 1,869,844.00	6	\$ 11,211,685.80
Humboldt	13	\$ 29,927,853.04	1	\$ 2,931,570.00	6	\$ 7,662,450.65
Imperial	4	\$ 6,966,138.00	4	\$ 17,834,239.00	17	\$ 39,018,262.15
Inyo	0		0		0	
Kern	22	\$ 93,071,931.51	12	\$ 32,487,625.42	30	\$ 160,693,275.45
Kings	9	\$ 16,989,219.00	5	\$ 13,003,088.00	12	\$ 18,984,142.25
Lake	0		2	\$ 1,372,524.00	8	\$ 10,750,448.20
Lassen	0		1	\$ 38,056.00	0	
Los Angeles	103	\$ 270,052,527.73	40	\$ 179,421,228.33	240	\$ 596,135,137.30
Madera	2	\$ 13,169,499.00	1	\$ 12,030,816.00	5	\$ 41,671,783.70
Marin	11	\$ 16,937,115.00	1	\$ 985,069.00	11	\$ 17,351,063.20
Mariposa	0		0		0	
Mendocino	4	\$ 2,740,152.00	1	\$ 1,496,185.00	2	\$ 2,557,723.20
Merced	13	\$ 52,729,176.00	3	\$ 3,492,100.00	25	\$ 51,305,013.20
Modoc	0		0		0	
Mono	0		0		0	
Monterey	14	\$ 53,481,385.47	1	\$ 3,735,300.00	15	\$ 38,704,280.40
Napa	2	\$ 8,989,320.00	0		2	\$ 1,346,472.00
Nevada	0		0		7	\$ 6,996,559.95
Orange	70	\$ 401,583,655.56	11	\$ 99,286,389.19	94	\$ 241,973,409.20
Placer	6	\$ 23,409,757.00	3	\$ 4,302,547.00	20	\$ 117,201,180.15
Plumas	1	\$ 526,164.00	0		0	
Riverside	34	\$ 108,890,040.00	22	\$ 120,845,290.02	36	\$ 166,249,160.00
Sacramento	12	\$ 54,111,623.96	19	\$ 61,141,794.00	56	\$ 127,078,139.80
San Benito	0		5	\$ 7,799,228.32	7	\$ 32,248,847.40
San Bernardino	31	\$ 109,259,350.66	17	\$ 37,068,671.00	37	\$ 111,336,032.80
San Diego	35	\$ 208,070,409.88	5	\$ 33,899,558.00	83	\$ 218,268,027.30
San Francisco	16	\$ 67,518,869.11	1	\$ 1,849,363.00	1	\$ 1,522,603.20
San Joaquin	23	\$ 79,418,264.00	6	\$ 19,723,023.58	7	\$ 27,478,759.80
San Luis Obispo	5	\$ 5,222,822.32	3	\$ 12,949,659.00	8	\$ 15,299,349.00
San Mateo	21	\$ 56,214,172.00	2	\$ 6,922,478.00	14	\$ 35,894,449.40
Santa Barbara	19	\$ 29,129,452.50	0		19	\$ 87,385,104.00
Santa Clara	15	\$ 22,571,327.41	0		25	\$ 52,191,100.40
Santa Cruz	2	\$ 511,886.00	6	\$ 9,889,421.00	6	\$ 6,326,146.80
Shasta	1	\$ 451,339.00	0		4	\$ 4,965,296.20
Sierra	0		0		0	
Siskiyou	3	\$ 3,182,195.00	1	\$ 571,369.00	4	\$ 3,181,220.00
Solano	4	\$ 3,967,897.00	2	\$ 6,867,588.00	16	\$ 34,067,471.80

# Proposition 51 Distribution

**As of 7/31/2020**

<b>County</b>	<b><u>Apportioned</u> Project Count</b>	<b><u>Apportioned</u> Dollar Amount</b>	<b><u>Unfunded</u> Project Count</b>	<b><u>Unfunded</u> Dollar Amount</b>	<b><u>Workload</u> Project Count</b>	<b><u>Workload</u> Dollar Amount</b>
<b>Sonoma</b>	10	\$ 11,230,568.00	3	\$ 3,590,851.00	7	\$ 13,617,248.80
<b>Stanislaus</b>	5	\$ 11,061,094.00	1	\$ 1,861,876.00	11	\$ 15,784,358.10
<b>Sutter</b>	0		0		5	\$ 24,376,064.80
<b>Tehama</b>	4	\$ 6,813,808.29	0		9	\$ 19,536,119.75
<b>Trinity</b>	5	\$ 56,040,582.60	0		3	\$ 7,497,613.00
<b>Tulare</b>	32	\$ 72,023,459.40	12	\$ 36,748,487.71	32	\$ 157,724,301.70
<b>Tuolumne</b>	0		0		1	\$ 1,990,027.20
<b>Ventura</b>	16	\$ 65,158,440.00	2	\$ 7,976,752.00	19	\$ 47,833,347.40
<b>Yolo</b>	2	\$ 1,820,253.00	0		6	\$ 10,417,233.20
<b>Yuba</b>	15	\$ 1,861,917.00	0		4	\$ 4,374,651.20
<b>Total</b>	<b>717</b>	<b>\$ 2,319,380,917.05</b>	<b>224</b>	<b>\$ 810,195,061.57</b>	<b>1,064</b>	<b>\$ 2,978,821,930.45</b>

**School Facility Program Bond Authority from Proposition 51**  
 (in millions of dollars, as of July 31, 2020)  
**New Construction**

**Legend**

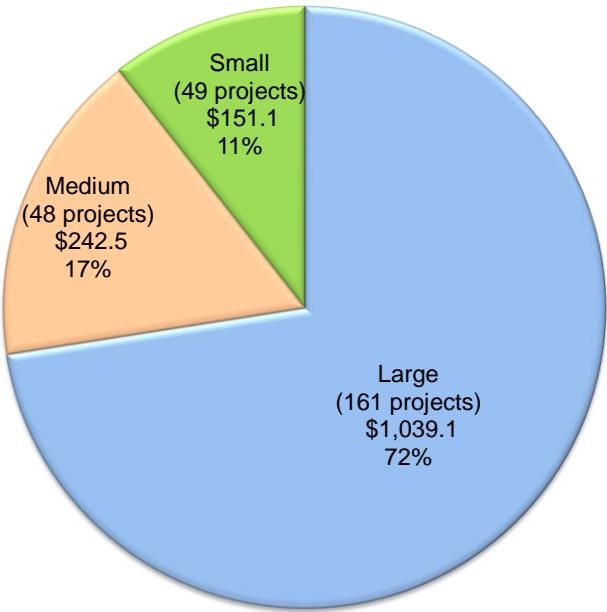
Small School Districts – ADA < 2,500 pupils

Medium School Districts – ADA > 2,500 pupils < 10,000 pupils

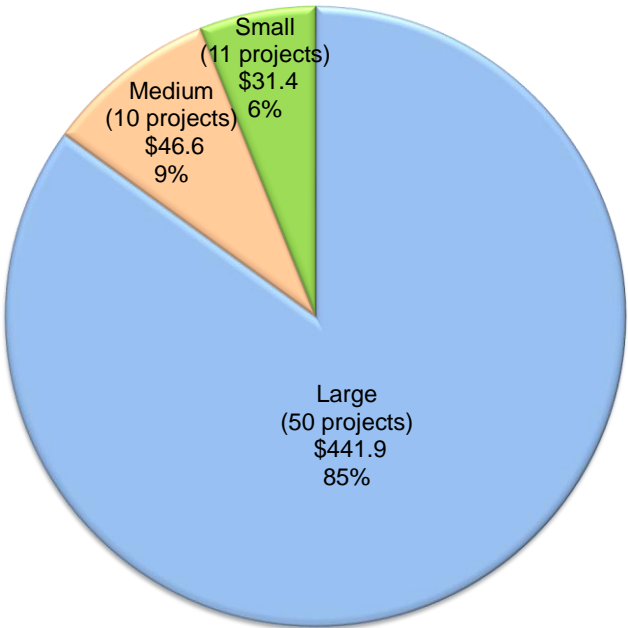
Large School Districts – ADA > 10,000 pupils

District Size (based on 2019/20 Enrollment)  
 (# of projects)  
 (in millions)

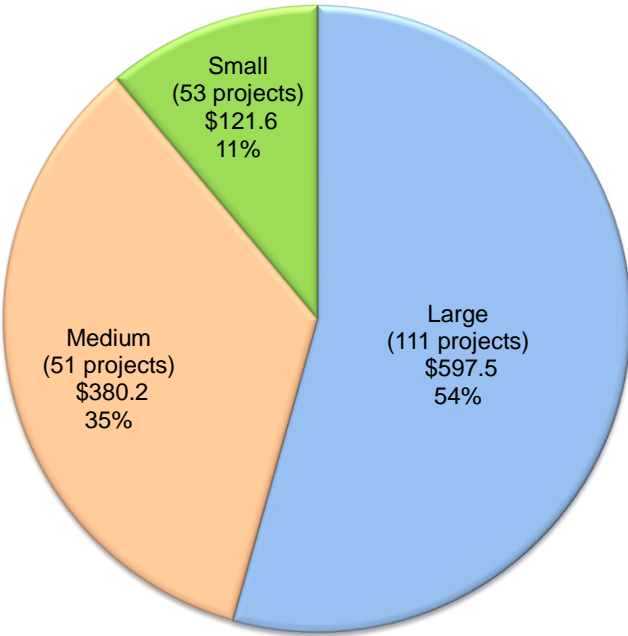
**APPORTIONED**



**UNFUNDED**



**CURRENT WORKLOAD**



School Facility Program Bond Authority from Proposition 51

(in millions of dollars, as of July 31, 2020)

Modernization

Legend

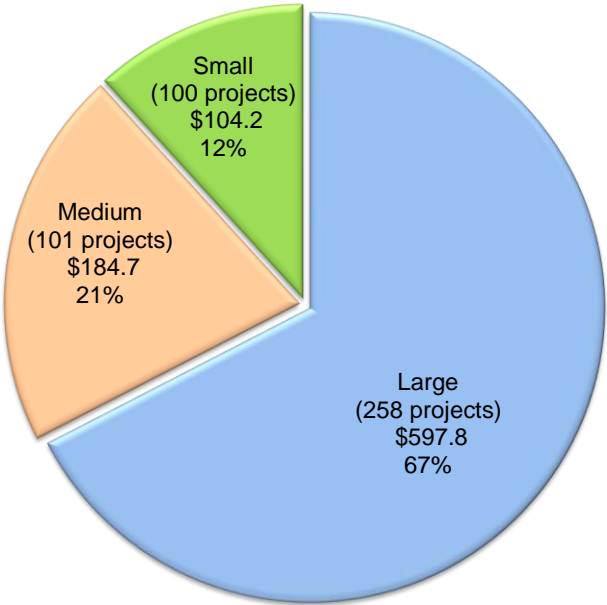
Small School Districts – ADA < 2,500 pupils

Medium School Districts – ADA > 2,500 pupils < 10,000 pupils

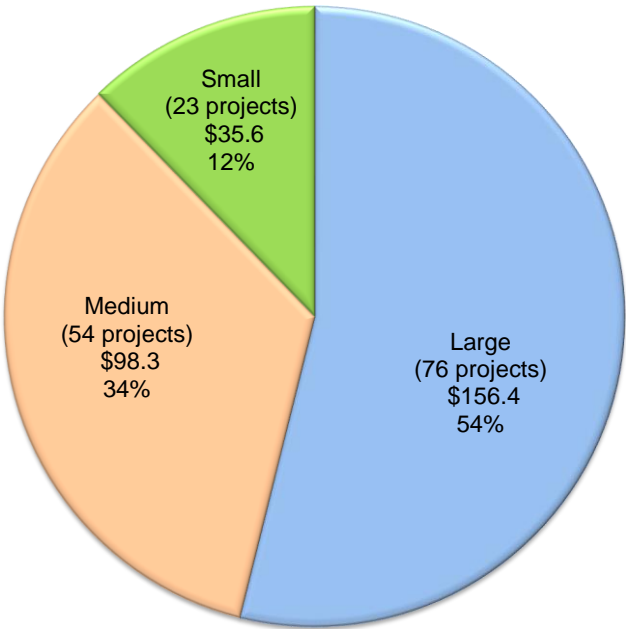
Large School Districts – ADA > 10,000 pupils

District Size (based on 2019/20 Enrollment)  
(# of projects)  
(in millions)

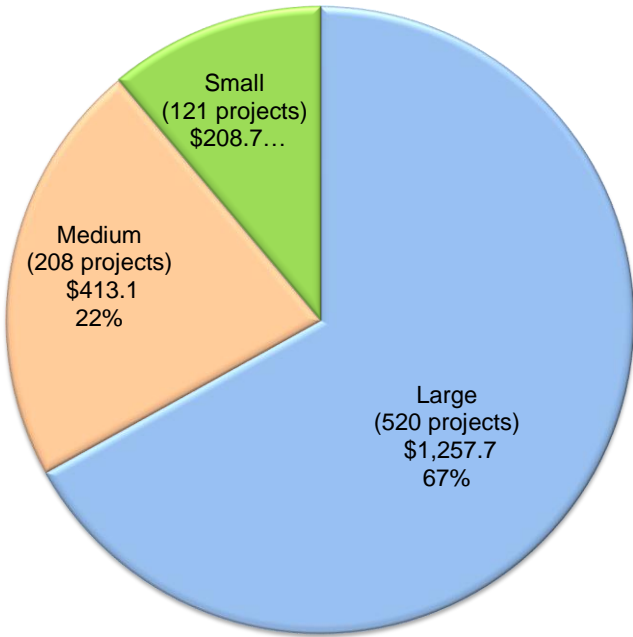
APPORTIONED



UNFUNDED



CURRENT WORKLOAD



## Unique School Districts (USD) Receiving Proposition 51 Funds (As of July 31, 2020)

### New Construction

#### 2019/20 Enrollment

	School Districts Statewide		
	#	%	Enrollment
<b>Small – ADA &lt; 2,500 pupils</b>	592	57%	419,625
<b>Medium – ADA &gt; 2,500 pupils &lt; 10,000 pupils</b>	267	26%	1,371,422
<b>Large – ADA &gt; 10,000 pupils</b>	175	17%	4,395,231
	1,034	100%	6,186,278

Apportioned					
# of USD	Enrollment	\$ Amount	By Size*	Size vs.	Students***
29	27,377	\$ 151,058,269	24.0%	2.8%	0.4%
34	189,443	\$ 242,502,844	28.1%	3.3%	3.1%
58	1,995,440	\$ 1,039,146,539	47.9%	5.6%	32.3%
121	2,212,260	\$ 1,432,707,652	100.0%	11.7%	35.8%

Unfunded					
# of USD	Enrollment	\$ Amount	By Size*	Size vs.	Students***
10	9,341	\$ 31,413,420	20.0%	1.0%	0.2%
9	34,297	\$ 46,581,768	18.0%	0.9%	0.6%
31	1,453,609	\$ 441,866,810	62.0%	3.0%	23.5%
50	1,497,247	\$ 519,861,998	100.0%	4.8%	24.2%

Workload					
# of USD	Enrollment	\$ Amount	By Size*	Size vs.	Students***
36	40,360	\$ 121,615,292	31.6%	3.5%	0.7%
34	192,064	\$ 380,198,359	29.8%	3.3%	3.1%
44	1,490,643	\$ 597,493,508	38.6%	4.3%	24.1%
114	1,723,067	\$ 1,099,307,159	100.0%	11.0%	27.9%

### Modernization

#### 2019/20 Enrollment

	School Districts Statewide		
	#	%	Enrollment
<b>Small – ADA &lt; 2,500 pupils</b>	592	57%	419,625
<b>Medium – ADA &gt; 2,500 pupils &lt; 10,000 pupils</b>	267	26%	1,371,422
<b>Large – ADA &gt; 10,000 pupils</b>	175	17%	4,395,231
	1,034	100%	6,186,278

Apportioned					
# of USD	Enrollment	\$ Amount	By Size*	Size vs.	Students**
66	58,395	\$ 104,158,296	34.9%	6.4%	0.9%
53	295,384	\$ 184,692,089	28.0%	5.1%	4.8%
70	2,408,157	\$ 597,822,880	37.0%	6.8%	38.9%
189	2,761,936	\$ 886,673,266	100.0%	18.3%	44.6%

Unfunded					
# of USD	Enrollment	\$ Amount	By Size*	Size vs.	Students**
19	18,289	\$ 35,556,743	24.7%	1.8%	0.3%
28	132,290	\$ 98,342,943	36.4%	2.7%	2.1%
30	1,362,638	\$ 156,433,378	39.0%	2.9%	22.0%
77	1,513,217	\$ 290,333,064	100.0%	7.4%	24.5%

Workload					
# of USD	Enrollment	\$ Amount	By Size*	Size vs.	Students**
80	82,437	\$ 208,692,116	33.1%	7.7%	1.3%
79	422,150	\$ 413,074,408	32.6%	7.6%	6.8%
83	2,787,590	\$ 1,257,748,248	34.3%	8.0%	45.1%
242	3,292,177	\$ 1,879,514,772	100.0%	23.4%	53.2%

\*Percentage of funding to small, medium or large school districts

\*\* Percentage of funding to small, medium, and large school district vs. all school districts statewide

\*\*\*Percentage of students statewide

## SCHOOL DISTRICT DATA

School District: LOS MOLINOS UNIFIED  
Application Number: 57/71571-00-001, -002, -  
003, 58/71571-00-002  
Total District Enrollment: 576

County: TEHAMA  
School Names: VARIOUS  
Project Grade Levels: VARIOUS  
Financial Hardship: TBD

### PURPOSE OF REPORT

To present the District's request to retain financial hardship funds for four School Facility Program (SFP) funded projects.

### DESCRIPTION

The District is requesting to retain financial hardship funding provided for four projects that were approved for financial hardship funding based on inaccurate information submitted by the District. Although not specifically requested by the District, Staff is presenting the request as a consideration for Financial Hardship approval under "other evidence".

In 2011 and 2018, the District received design and modernization funding to modernize the facilities at Vina Elementary School, Los Molinos Elementary School, and Los Molinos High School. In 2018, the District also received Facility Hardship Program funding for a rehabilitation project at Vina Elementary School. The District received financial hardship approval for all four projects based on the financial documents submitted by the District.

During a renewal of their Financial Hardship status for a new construction project in 2019, staff determined that the District did not meet any of the criteria to qualify for Financial Hardship assistance. Staff reviewed past Financial Hardship approvals for the four previous projects and found that the District previously submitted incorrect information, specifically, the bonding capacity for the district. The original financial hardship filed by the district inaccurately stated the bonding capacity was \$3.2 million for the design phase and \$3.9 million for the construction phase, which are both below the \$5 million threshold set in statute and regulation as one of the qualifying criteria for financial hardship. However, the correct bonding capacity is \$6.5 million for the design phase and \$7.9 million for the construction phase which exceeds the threshold to qualify. In February 2020, Staff notified the District that it inaccurately stated the bonding capacity and did not meet the eligibility criteria for Financial Hardship funding for the four previously funded projects and the funds must be returned to the state.

In response, on March 5, 2020, the District submitted a *School District Appeal Request* (Attachment A) to retain the financial hardship funding as repayment of the funding would result in a negative budget certification.

All four projects were completed in February 2020.

AUTHORITY

See Attachment B.

BACKGROUND

On July 1, 2009, the District requested design funding for three modernization projects. The following table summarizes each project's scope of work:

APPLICATION NUMBER	PROJECT NAME	SCOPE OF WORK
57/71571-00-001	VINA ELEMENTARY	<ul style="list-style-type: none"> <li>Upgrades to HVAC systems, door hardware, lighting, and other interior improvements.</li> <li>Access compliance and fire and life safety work.</li> </ul>
57/71571-00-002	LOS MOLINOS ELEMENTARY	<ul style="list-style-type: none"> <li>Upgrades to low voltage system</li> <li>Door hardware replacement</li> <li>A new lunch shelter, site work, and utilities.</li> <li>Demolishing 10 portable classrooms and replacing with 6 portable classrooms and a restroom.</li> </ul>
57/71571-00-003	LOS MOLINOS HIGH	<ul style="list-style-type: none"> <li>Low voltage system, lighting/electrical, and door hardware upgrades</li> <li>Roof and HVAC replacement</li> <li>Miscellaneous work to damaged areas.</li> </ul>

The District was approved by staff to have met the qualifying criteria for financial hardship based upon paperwork submitted by the District that substantiated a bonding capacity of less than \$5 million and received Financial Hardship approval in June 2009. The design funding was approved and apportioned in December 2011.

On February 6, 2014, the District submitted *Applications for Funding* (Form SAB 50-04) for the construction phase of the three modernization projects. These applications were submitted during the time when the Board had exhausted all modernization bond authority and the projects were placed on the Applications Received Beyond Bond Authority (ARRBA) List. After the passage of Proposition 51, staff began to process the funding applications in date order received.

In February 2018, staff began to process the District's three modernization applications. Any application residing on an unfunded list for more than six months is required to be reviewed to ensure the school district still qualifies for Financial Hardship funding. Since the applications included requests for financial hardship status, staff requested supporting documentation from the District. Based on the documents submitted, Staff relied on the inaccurate information that the District's met financial hardship eligibility by having debt capacity less than \$5 million.

On May 21, 2018, the District submitted a request for Facility Hardship funding to mitigate structural damage to a classroom, foyer, and administrative space at Vina Elementary School. The District also submitted a subsequent request for Financial Hardship assistance. The project was approved and apportioned at the April 24, 2019 Board meeting.



BACKGROUND (cont.)

The District submitted a new construction project that included a request for financial hardship assistance. In October 2019, staff completed a financial hardship review and determined that the District was not eligible for financial hardship assistance as it did not meet any of the four criteria for financial hardship eligibility. To determine whether the District met the bonding capacity criteria, the District submitted information from the Tehama County Auditor-Controller stating that the bond capacity was \$3,968,954 which is less than the \$5 million threshold. However, staff noted that an incorrect percentage of 1.25 percent was being applied for the District's assessed valuation, which is the percentage for non-unified districts. Staff recalculated using the correct percentage of 2.5 percent that is used for Unified School Districts and determined that the bonding capacity was \$9,914,585, which is more than the \$5 million threshold to qualify for Financial Hardship funding.

Staff reviewed the information used to meet the financial hardship eligibility requirements previously provided for the modernization and the facility hardship projects. Staff found that the incorrect percentage of 1.25 percentage had been applied by the County Auditor instead of 2.5 percentage. Recalculating with the correct percentage determined that the District did not meet the bonding capacity criteria at the time of the prior applications either. Staff notified the District in February 2020 and requested the return of the financial hardship funding that was erroneously provided.

The following summarizes the timing of the applications and the discovery of the error.

06/24/2009	- Financial Hardship Approved for the 57-001, 57-002, 57-003 – design phase
07/01/2009	- <i>Applications for Funding</i> submitted for design funding for 57-001, 57-002, 57-003
02/24/2010	- Unfunded approval for design funding for 57-001, 57-002, 57-003
12/14/2011	- Modernization projects design phase apportioned.
02/06/2014	- <i>Applications for Funding</i> submitted for modernization construction funding for 57-001, 57-002, 57-003
03/11/2018	- Financial Hardship Approved for the 57-001, 57-002, 57-003, and 58-002 – construction phase
04/25/2018	- Unfunded approval for construction funding for 57-001, 57-002, 57-003
05/21/2008	- Facility Hardship Program request for rehabilitation project at Vina Elementary
09/26/2018	- Unfunded approval for facility hardship funding (58-002)
10/25/2018	- Modernization projects construction phase apportioned.
04/24/2019	- Facility hardship project apportioned
10/2019	- Staff discovered error in paperwork submitted by the District while processing the request for new construction funding (50-001)
02/28/2020	- Staff notified District of the error and to return financial hardship funding
03/05/2020	- District submitted appeal request to retain the funding

STAFF ANALYSIS/STATEMENTS**District Position**

In its appeal request, the District requests to retain the financial hardship funding for the following reasons:

- “The error occurred when the bonding capacity for our District was incorrectly report by the Tehama County Auditor-Controller’s office.”
- “This was not an error on our part and having to pay back funds already expended would be an extreme hardship for us and would cause fiscal insolvency.”
- “Even a repayment plan would have extreme ramifications for our District...our reserves would be depleted with a repayment plan in less than two fiscal years.”

The District requests to return the savings from the funds received and not be required to repay the balance.

In support of the request, the Tehama County Office of Education (COE) submitted a letter concurring that repayment of the funds would place the District’s budget in a negative certification by 2021/2022.

The full text of the District’s request is included as Attachment A.

**Staff Position***Financial Hardship Qualification*

School districts may qualify for the Financial Hardship program by levying the maximum developer fees allowed by law and by meeting one of the four criteria outlined in regulation. The District is levying developer fees justified under law and meets this qualifying criterion; however, the District does not meet any of the secondary criteria, as illustrated below:

Secondary Qualifying Criteria	District Status	Meets Criteria	Does Not Meet Criteria
District has successfully passed a Proposition 39 within two previous years	The District has been never attempted any bond initiatives		X
Total district bonding capacity of less than \$5 million	For each phase, the District’s total bonding capacity has been between \$6.5 million and \$7.9 million which exceeds the threshold set in statute.		X
Bonded indebtedness of at least 60% of the district’s total bonding capacity	*The District’s current bonded indebtedness is at 0%, which is below the 60% requirement in SFP regulations.		X

STAFF ANALYSIS/STATEMENTS (cont.)

Secondary Qualifying Criteria	District Status	Meets Criteria	Does Not Meet Criteria
Other evidence as approved by the Board	Outside this appeal, The District has not requested financial hardship approval under other	TBD	TBD

\* Staff would note that most districts that qualify for Financial Hardship using the criteria for 60% bonded indebtedness achieve this through the issuance of local bonds.

*Financial Hardship Approval Re-review*

As a small school district, with an enrollment of only 576 pupils, the District relied on information provided by the Tehama County Auditor-Controller. Staff re-reviewed the financial hardship documents for all the phases for the modernization and facility hardship projects and determined that for the design phases of the modernization projects, the District had a debt capacity of \$6,467,370 million which is in excess of the \$5 million threshold.

During the time of financial hardship review for the construction phase of the modernization and facility hardship projects, the District had a debt capacity of \$7,937,908 million which is in excess of the \$5 million threshold.

*Summary of the Project Financials*

The following tables outline the project financing and a breakout of the financial hardship by phases provided to the District:

APPLICATION NUMBER	PROJECT NAME	TOTAL FINANCIAL HARDSHIP*	CASH CONTRIBUTION	STATE GRANT	TOTAL GRANT	TOTAL PROJECT COST
57/71571-00-001	VINA ELEM	\$469,017.00	\$39,070.00	\$762,130.00	\$1,231,147	\$1,270,217.00
57/71571-00-002	LOS MOLINOS ELEM	\$1,206,317.00	\$50,949.00	\$1,885,899.00	\$3,092,216	\$3,143,165.00
57/71571-00-003	LOS MOLINOS HIGH	\$1,066,765.00	\$19,661.00	\$1,629,639.00	\$2,696,404	\$2,716,065.00
58/71571-00-002	VINA ELEM	\$ 94,633.29	\$ 26,564.71	\$181,797.00	\$276,430.29	\$302,995.00
TOTAL:		\$2,836,732.29	\$136,244.71	\$4,459,465.00	\$7,296,197.29	\$7,432,442.00

\*The total financial hardship funding for the design and full phases have been combined.

STAFF ANALYSIS/STATEMENTS (cont.)*School District Bonding Capacity / District's Financial Records*

Education Code (EC) Section 15106 limits the bonding capacity of a unified school district to 2.5 percent of the taxable property of the school district, as shown by the last equalized assessment of the county in which the district is located.

Per EC Section 17075.15 and SFP Regulation Section 1859.81, a district is eligible for financial hardship to fund all or a portion of its matching share requirement after demonstrating they eligibility requirements. Both statute and regulations specify that a District may qualify for financial hardship when the total bonding capacity is five million dollars (\$5,000,000) or less.

As part of the review, in October 2008, the District provided documents from the Office of the Tehama County Auditor-Controller that the maximum capacity for the District was \$3,233,665. The District has stated that the "error occurred when the bonding capacity of our District was incorrectly reported by the Tehama County Auditor-Controller's Office" and has stated that this was "not an error on our part". Although school districts have the responsibility to ensure that all information to support an application for funding is true and accurate, OPSC staff did not catch the incorrect calculation either. In reviewing past bonding capacity calculations for all prior financial hardship approvals, Staff confirmed this is the only instance of the error occurring.

*Project Savings*

The District stated that they are prepared to return a total of \$1,692,898.92 in project savings which would be required if the District's appeal is approved. The District is asking to retain \$1,143,833.37 (the financial hardship grant funding that has already been expended on the projects).

APPLICATION NUMBER	PROJECT NAME	TOTAL FINANCIAL HARDSHIP GRANT	SAVINGS	OVERSPENT*	FINANCIAL HARDSHIP FUNDING TO RETAIN
57/71571-00-001	VINA ELEM	\$469,017.00		\$549,327.53	\$469,017
57/71571-00-002	LOS MOLINOS ELEM	\$1,206,317	\$689,323.76		\$516,993.24
57/71571-00-003	LOS MOLINOS HIGH	\$1,066,765.00	\$1,003,575.16		\$63,189.84
58/71571-00-002	VINA ELEM	\$ 94,633.29		\$128,854.61	\$94,633.29
<b>TOTAL</b>		<b>\$2,836,732.29</b>	<b>\$1,692,898.92</b>	<b>\$678,182.14</b>	<b>\$1,143,833.37</b>

\* Note: The District overspent two projects with local funding. As a result, if the Board approves the District's appeal, they will not be eligible for financial hardship funding for three years. Currently, the District does not have any new projects that have been submitted.

STAFF ANALYSIS/STATEMENTS (cont.)*Repayment of State Funding*

If the Board does not approve this appeal, the District would be required to return the Financial Hardship apportionments in the amount of \$2,836,732.29 and would still be required to contribute an additional \$1,692,898.92 towards their required matching share of \$2,972,977 as a condition of receiving state funding. The calculated savings resulting from the state's and District's contribution would be \$1,692,898.92 and would be retained by the District and still required to be expended on other high priority capital outlay needs of the District.

	w/ Financial Hardship	Reduction to Financial Hardship (Return to State)	Increase to District Contribution	w/o Financial Hardship
<b>State Share (60%)</b>	\$4,459,465.00			\$4,459,465.00
<b>Required District Share (40%)</b>	\$136,244.71 (District Share) + \$2,836,732.29 (Financial Hardship) = \$2,972,977	(\$2,836,732.29) ***	\$1,143,833.37 (Expenditures)	\$2,972,977.00
<b>Due to Projects</b>			\$1,692,898.92 (Add'l Cash)***	
<b>Total Project Cost</b>	\$7,432,442.00			\$7,432,442.00
<b>Expenditures</b>	\$5,739,543.08			\$5,739,543.08
<b>Savings</b>	\$1,692,898.92*			\$1,692,898.92**

\* FH Savings for two projects must be returned to State.

\*\* Savings must be spent on other high priority capital outlay needs of the District.

\*\*\*A project-by-project detail is available on Attachment C.

In lieu of returning the overfunding in one lump-sum payment, the regulations provide the opportunity to return funding, including interest, over the course of five years. The District would qualify for a repayment schedule as it has submitted a repayment hardship letter from the Tehama County Office of Education (TCOE) per SFP Regulation Section 1859.106.1. The regulation does not waive the repayment requirement.

The District has stated that "a repayment plan would have extreme ramifications. For instance, a five-year repayment plan would be \$538,729 per year. \$538,729 is 56% of our current reserve level". A letter from TCOE has stated that the "District is not in a financial position to return \$2,693,647 within 60 days; and that two payments of a five-year payment plan would them in a negative certification by 2021/2022. Staff estimates that using today's interest rate of 1.297 percent, the annual repayment amount would be \$588,227.31. That equates to a total repayment of \$2,941,136.55, \$2,836,732.29 in principal and \$104,404.26 in interest.

STAFF ANALYSIS/STATEMENTS (cont.)

At present, the District appears to have other options that could be pursued to repay the state funding. However, these options come at additional costs for projects that have already been completed.

- The District could pursue longer term borrowing instruments, such as Certificates of Participation or a loan from the Infrastructure State Revolving Fund Program, to repay the funding.
- The District has \$9,914,585 in bonding capacity that could be paid back over a longer time period if the District pursues a local school bond measure.
- In addition to the available five-year repayment plan option, the District could request a smaller payment amount up front with larger “balloon” payments towards the back-end of the repayment to provide sufficient time to pass a local bond, while minimizing the amount due on July 1, 2021.

*Financial Hardship Under Other Evidence*

Statute allows the State Allocation Board to provide financial hardship under “other evidence” of reasonable effort for a school district to contribute its local matching share requirement. While typically the Board considers these requests prior to financial hardship funds being apportioned, Staff believes the Board could rely on this provision when considering the circumstances related to this appeal request. The projects have been constructed and the financial hardship funds previously provided have already been spent. While districts are ultimately responsible for the accuracy of the information submitted with funding requests, the error in the calculation provided by the county was not noticed by Staff until many years later. The District has indicated a willingness to return the financial hardship savings that was realized on two projects. Requiring a return of the full financial hardship amount could create an extreme financial burden for the school district, even if a repayment plan was authorized. Staff believes this issue is unique and unlikely to occur in the future, and thus would not set precedent.

*Conclusion*

Staff supports the District’s request to retain financial hardship status under “other evidence” that would support the financial hardship funding for the four projects, and require the district to return the financial hardship savings of \$1,692,898.92.

As a small school district, with an enrollment of only 576 pupils, the District relied on information provided by the Tehama County Auditor-Controller. Although the District exceeds the \$5 million bonding capacity set in statute, the limit has not been adjusted since the inception of the program. The District has \$9,914,585 in bonding capacity that could be paid back over a longer time period if the District pursues a local school bond measure; however, as noted by the Tehama COE, the District lacks the ability to repay substantial debt. Approval of the District’s appeal will result in the return of the majority of the financial hardship funding.

BOARD OPTION

Pursuant to the Rules and Procedures of the State Allocation Board, “Staff is providing the following option for the Board’s consideration. A positive vote by six members is required for the Board to take action that is an alternative to Staff’s administrative action. Absent a positive vote by six members of the Board, Staff’s administrative action will stand, and the school district’s appeal will be considered closed.”

Grant the District’s appeal and approve the District’s request for Financial Hardship status based on “other evidence”.

- Require the District to return the financial hardship savings for the two projects upon completion of the local audits.
- The financial hardship approval as part of this appeal does not apply to the District’s request for Design funding for the New Construction project that was withdrawn in January 2020.

**SCHOOL DISTRICT APPEAL REQUEST**

SAB 189 (REV 10/09)

Page 2 of 2

SCHOOL DISTRICT Los Molinos Unified	APPLICATION NUMBER 57/71571-00-001, 2, 3 and 58/71571-00-002
SCHOOL NAME All	COUNTY Tehama
DISTRICT REPRESENTATIVE Joey Adame	E-MAIL ADDRESS jadame@lmusd.net

**Purpose of Request:**

Request to retain financial hardship funds for four projects which are complete.

**Basis of Request:**

- ☐ Law (Statute) \_\_\_\_\_
- ☐ Regulation \_\_\_\_\_
- ☒ Other (specify) Inability to return funds

**Description:**

Making the District liable for incorrectly received funds would cause the District to become insolvent. Please find attached letters from the District, Tehama County Office of Education and legal counsel.

RECEIVED  
OFFICE OF PUBLIC  
SCHOOL CONSTRUCTION  
2020 MAR -5 PM 1:43  
MAIL ROOM

SIGNATURE OF AUTHORIZED DISTRICT REPRESENTATIVE



DATE

03-2-2020



Los Molinos  
Unified School District

7851 Highway 99E  
Los Molinos, CA 96055



MR. ADAME, MS, MA

Superintendent

Phone (530) 384-7826

Fax: (530) 384-7832

March 4, 2020,

Office of Public School Construction  
707 3rd Street, 6th Floor  
West Sacramento, CA 95605

Mr. John Leininger,

I reviewed your letter dated February 28, 2020.

Enclosed, you will find our appeal request (Form 189) form along with necessary documentation validating our inability to complete a repayment plan.

On behalf of our students, parents, and staff, we hope the State Allocation Board takes this into consideration as it would put our district in a financial crisis. We are able to pay back the remaining unspent funds, but we are unable to fulfill the request as indicated in your letter.

Respectfully,

A handwritten signature in black ink, appearing to be 'Joey Adame'.

Joey Adame, MS, MA  
Superintendent  
Los Molinos Unified School District

Los Molinos  
Unified School District

7851 Highway 99E  
Los Molinos, CA 96055



MR. ADAME, MS, MA

Superintendent

Phone (530) 384-7826

Fax: (530) 384-7832

March 2<sup>nd</sup>, 2020

Office of Public School Construction  
707 3<sup>rd</sup> Street, 6<sup>th</sup> Floor  
West Sacramento, CA 95605

Subject: Financial Hardship Assistance Repayment Appeal

Dear Mr. Leininger:

The Los Molinos Unified School District recently received a letter from the Office of Public School Construction stating that an error was made in determining financial hardship assistance on 4 modernization projects for our District. This error resulted in the District receiving financial hardship assistance funds and carrying out the associated modernization projects in the 2018/19 and 2019/20 school years. The error occurred when the bonding capacity for our District was incorrectly reported by the Tehama County Auditor-Controller's office. They reported our bonding capacity as less than \$5 million, when in fact it is greater than the \$5 million threshold. This reporting error was due to the use of an elementary or high school district debt limit percentage of assessed valuation (1.25%) vs. a unified school district debt limit percentage of assessed valuation (2.5%).

Los Molinos Unified School District is a Unified School District with three school sites, but we are unique in that we are quite small. Enrollment fluctuates between 555 and 571 between all three school sites and has a low socio-economic demographic/high poverty level. This contributes to the difficult position the District has been in financially, in which expenditures generated are greater than revenues received and the level of deficit spending has put the district in a rapid decline financially. Recently, measures had to be taken in order to slow down this rate of financial decline. Measures such as layoffs, positional eliminations, and program elimination. Had these measures not been taken, our District would have been fiscally insolvent. However, even with these measures taken we are currently spending in deficit, just not quite as rapidly. Our reserves are declining and are currently under the Board approved committed reserve level.


We understand these funds were given in error, however it is the District's position this was not an error on our part and having to pay back funds already expended would be an extreme hardship for us and would cause fiscal insolvency. Even a repayment plan would have extreme ramifications for our District. For instance a five year repayment plan would be \$538,729 per year. \$538,729 is 56% of our current reserve level. As stated above, we are currently deficit spending (even after measures were taken to remain fiscally solvent). Therefore, our reserves would be depleted with a repayment plan in less than two fiscal years. We do have savings from the modernization hardship funds we will be returning. This will reduce the amount owed, but even after these savings are applied to the overpayment, the amount owed is almost 2 times the current reserve level.

When our District received these funds we were extremely grateful because our facilities were in desperate need of modernizing and we couldn't have carried out these projects without the hardship funding. Even

though we now know our bonding capacity is over the bonding capacity for hardship funding, our District is not financially able to carry out modernizing facilities without it. Especially as we have been operating under the impression that we have been under this capacity for years. Our revenues are not enough to encompass all of the District's operating expenditures while maintaining three school sites (with relatively small enrollment) and be able to put fiscal efforts towards facilities planning and modernization projects.

It is our hope that you will consider the appeal of the repayment of the funds given to our District in error. We respectfully request that we return the savings from the funds received and are not required to repay the balance, as even a repayment plan would put us in negative certification after two payments. We thank you in advance for your time and consideration of our request. If you have any further questions or would like any additional information please do not hesitate to contact me.

Sincerely,



Christie Landingham, Chief Business Official  
Los Molinos Unified School District

Jill Botts – President, Barbara Morgan – Vice President, Roger Mesecher – Clerk,  
Patrick Andersen, Peter Neves, Susan Knox and Melissa Peters  
Trustees

Los Molinos High School ~ Los Molinos Elementary School ~ Vina Elementary School





# Tehama County Department of Education

**Richard DuVarney**  
Tehama County  
Superintendent of  
Schools

1135 Lincoln Street Red Bluff CA 96080 | 530.527.5811 | [www.tehamaschools.org](http://www.tehamaschools.org)

March 4, 2020

Office of Public School Construction  
California Government Operations Agency  
707 3<sup>rd</sup> Street, 6<sup>th</sup> Floor  
West Sacramento, CA 95605

Re: Repayment of Financial Hardship Grant

57/71571-00-001	Vina Elementary	\$ 442,883
57/71571-00-002	Los Molinos Elementary	\$1,163,071
57/71571-00-003	Los Molinos High	\$ 993,090
58/71571-00-002	Vina Elementary	\$ 94,633

This letter is in response to the letter sent to the Los Molinos Unified School district on March 2, 2020 regarding the request to return of the Financial Hardship Grant received in the amount of \$2,693,647.

This is to notify your department that the Los Molinos Unified School District is not in a financial position to return the \$2,693,647 within 60 days. This would immediately put them in a negative certification in the current year. Furthermore, two payments of a five-year payment plan would put them in a negative certification by 2021/22.

Per the attached SACS fund forms, the District's 2018/19 Unaudited Actuals report reflected an unrestricted ending fund balance of \$1,230,834. The 1<sup>st</sup> Interim budget reflects deficit spending of (\$155,000) with a projected ending fund balance for 2019/20 of \$1,075,834. The district has approximately 576 students enrolled and as a small district faces many challenges keeping pace with emerging and fixed expenditure obligations such as increasing employer contributions to the retirement systems, the minimum wage increase, rising costs of health insurance and its facility needs. The district's current administration has been working diligently toward fiscal stability for the district and has made difficult reductions in staff and expenditures over the last three years all the while trying to maintain and repair aging facilities. If a repayment were required, it would be detrimental to those efforts.

If you need any further information, please call me at 530-528-7323.

Sincerely,

RICHARD DUVARNEY  
Tehama County Superintendent of Schools

Cc: Joey Adame, Superintendent  
Christie Landingham, Chief Business Official

Enclosure



# Tehama County Department of Education

**Richard DuVarney**  
Tehama County  
Superintendent of  
Schools

1135 Lincoln Street Red Bluff CA 96080 | 530.527.5811 | [www.tehamaschools.org](http://www.tehamaschools.org)

April 9, 2020

Office of Public School Construction  
California Government Operations Agency  
707 3rd Street, 6th Floor  
West Sacramento, CA 95605

Re: Repayment of Financial Hardship Grant

57/71571-00-001	Vina Elementary	\$ 442,883
57/71571-00-002	Los Molinos Elementary	\$1,163,071
57/71571-00-003	Los Molinos High	\$ 993,090
58/71571-00-002	Vina Elementary	\$ 94,633

This letter is to present additional data regarding the request to return of the Financial Hardship Grant received in the amount of \$2,693,647.

We formerly wrote to notify your department that the Los Molinos Unified School District is not in a financial position to return the \$2,693,647 within 60 days. This would immediately put them in a negative certification in the current year. Furthermore, two payments of a five-year payment plan would put them in a negative certification by 2021/22. In response to whether the district could make smaller payments in the first two years and larger payments in the subsequent years, this would pose a risk of them becoming insolvent in year three of their multi-year projection, and if not, definitely in the fourth year. In reference to the question regarding debt issuance, with the COVID-19 pandemic and the uncertainty of future funding, it would not be advised for the district to enter into any long-term debt at this time.

Per the attached SACS fund forms, the 2nd Interim budget reflects deficit spending of (\$166,679) with a projected ending fund balance for 2019/20 of \$1,067,155. We reiterate that the district has approximately 576 students enrolled and as a small district faces many challenges keeping pace with emerging and fixed expenditure obligations such as increasing employer contributions to the retirement systems, the minimum wage increase, rising costs of health insurance and its facility needs. Additionally, the district's total compensation is well below average, their facilities are out dated and require various repairs on an on-going basis. In the near future, the district will be required to add an additional Special Day Class (SDC) and a new septic system for the high school further decreasing their resources. The district's current administration has been working diligently toward fiscal stability for the district and has made difficult reductions in staff

and expenditures over the last three years all the while trying to maintain and repair aging facilities. If a repayment were required, it would be detrimental to those efforts.

If you need any further information, please call me at 530-528-7323.

Sincerely,



RICHARD DUVARNEY  
Tehama County Superintendent of Schools

Cc: Joey Adame, Superintendent  
Christie Landingham, Chief Business Official

Enclosure

Description	Resource Codes	Object Codes	Original Budget (A)	Board Approved Operating Budget (B)	Actuals To Date (C)	Projected Year Totals (D)	Difference (Col B & D) (E)	% Diff (E/B) (F)
<b>A. REVENUES</b>								
1) LCFF Sources		8010-8099	6,088,638.00	6,004,655.00	3,749,128.12	6,041,462.00	36,807.00	0.6%
2) Federal Revenue		8100-8299	0.00	20,000.00	33,255.72	20,000.00	0.00	0.0%
3) Other State Revenue		8300-8599	104,394.00	118,001.00	101,167.70	199,091.00	81,090.00	68.7%
4) Other Local Revenue		8600-8799	51,011.00	59,048.00	80,411.02	111,147.00	52,099.00	88.2%
5) TOTAL, REVENUES			6,244,043.00	6,201,704.00	3,963,962.56	6,371,700.00		
<b>B. EXPENDITURES</b>								
1) Certificated Salaries		1000-1999	2,706,260.00	2,732,868.00	1,470,663.92	2,725,554.00	7,314.00	0.3%
2) Classified Salaries		2000-2999	712,728.00	711,871.00	426,633.80	721,689.00	(9,818.00)	-1.4%
3) Employee Benefits		3000-3999	1,319,753.00	1,155,422.00	634,508.64	1,155,887.00	(465.00)	0.0%
4) Books and Supplies		4000-4999	194,257.00	250,238.00	145,107.44	274,378.00	(24,140.00)	-9.6%
5) Services and Other Operating Expenditures		5000-5999	617,117.00	688,967.00	352,292.81	696,417.00	(7,450.00)	-1.1%
6) Capital Outlay		6000-6999	0.00	0.00	11,500.00	0.00	0.00	0.0%
7) Other Outgo (excluding Transfers of Indirect Costs)		7100-7299 7400-7499	16,896.00	16,896.00	0.00	86,633.00	(69,737.00)	-412.7%
8) Other Outgo - Transfers of Indirect Costs		7300-7399	0.00	0.00	0.00	0.00	0.00	0.0%
9) TOTAL, EXPENDITURES			5,567,011.00	5,556,262.00	3,040,706.61	5,660,558.00		
<b>C. EXCESS (DEFICIENCY) OF REVENUES OVER EXPENDITURES BEFORE OTHER FINANCING SOURCES AND USES (A5 - B9)</b>			677,032.00	645,442.00	923,255.95	711,142.00		
<b>D. OTHER FINANCING SOURCES/USES</b>								
1) Interfund Transfers								
a) Transfers In		8900-8929	0.00	0.00	0.00	0.00	0.00	0.0%
b) Transfers Out		7600-7629	57,263.00	57,263.00	0.00	55,083.00	2,180.00	3.8%
2) Other Sources/Uses								
a) Sources		8930-8979	0.00	0.00	0.00	0.00	0.00	0.0%
b) Uses		7630-7699	0.00	0.00	0.00	0.00	0.00	0.0%
3) Contributions		8980-8999	(807,871.00)	(743,179.00)	0.00	(819,738.00)	(76,559.00)	10.3%
4) TOTAL, OTHER FINANCING SOURCES/USES			(865,134.00)	(800,442.00)	0.00	(874,821.00)		

Description	Resource Codes	Object Codes	Original Budget (A)	Board Approved Operating Budget (B)	Actuals To Date (C)	Projected Year Totals (D)	Difference (Col B & D) (E)	% Diff (E/B) (F)
<b>E. NET INCREASE (DECREASE) IN FUND BALANCE (C + D4)</b>			(188,102.00)	(155,000.00)	923,255.95	(163,679.00)		
<b>F. FUND BALANCE, RESERVES</b>								
1) Beginning Fund Balance								
a) As of July 1 - Unaudited		9791	902,146.00	1,230,834.00		1,230,834.00	0.00	0.0%
b) Audit Adjustments		9793	0.00	0.00		0.00	0.00	0.0%
c) As of July 1 - Audited (F1a + F1b)			902,146.00	1,230,834.00		1,230,834.00		
d) Other Restatements		9795	0.00	0.00		0.00	0.00	0.0%
e) Adjusted Beginning Balance (F1c + F1d)			902,146.00	1,230,834.00		1,230,834.00		
2) Ending Balance, June 30 (E + F1e)			714,044.00	1,075,834.00		1,067,155.00		
Components of Ending Fund Balance								
a) Nonspendable								
Revolving Cash		9711	5,000.00	5,000.00		5,000.00		
Stores		9712	0.00	0.00		0.00		
Prepaid Items		9713	0.00	0.00		0.00		
All Others		9719	0.00	0.00		0.00		
b) Restricted		9740	0.00	0.00		0.00		
c) Committed								
Stabilization Arrangements		9750	0.00	0.00		0.00		
Other Commitments		9760	414,834.00	761,874.00		746,366.00		
d) Assigned								
Other Assignments		9780	0.00	0.00		0.00		
e) Unassigned/Unappropriated								
Reserve for Economic Uncertainties		9789	294,210.00	308,960.00		315,789.00		
Unassigned/Unappropriated Amount		9790	0.00	0.00		0.00		



## ATTACHMENT B

### AUTHORITY

Education Code Section 17075.10(b)(1)(B) states that "...the school district has made all reasonable efforts to impose levels of local debt capacity and developer fees, and that the school district is, therefore, unable to participate in the program pursuant to this chapter except as set forth in this article."

EC Section 17075.15(d) states:

Further, regulations shall also specify a method for determining required level of local effort to obtain matching funds. The regulations shall include consideration of at least all of the following factors:

(1) Whether the school district has passed a bond measure within the two-year period immediately preceding the application for funding under this article, the proceeds of which are substantially available for use in the project to be funded under this chapter, but remains unable to provide the necessary matching share requirement.

(2) Whether the principal amount of the current outstanding bonded indebtedness issued for the purpose of constructing school facilities for the school district and secured by property within the school district or by revenues of, or available to, the school district, which shall include general obligation bonds, Mello-Roos bonds, school facility improvement district bonds, certificates of participation, and other debt instruments issued for the purpose of constructing school facilities for the school district and for which owners of property within the school district or the school district are paying debt service is at least 60 percent of the school district's total bonding capacity, as determined by the board.

(3) Whether the total bonding capacity, as defined in Section 15102 or 15106, as applicable, is five million dollars (\$5,000,000) or less, in which case, the school district shall be deemed eligible for financial hardship.

(4) Whether the application for funding under this article is from a county superintendent of schools.

(5) Whether the school district submits other evidence of substantial local effort acceptable to the board.

(6) The value of any unused local general obligation debt capacity, and developer fees added to the needs analysis to reflect the district's financial hardship, available for the purposes of school facilities financing."

School Facility Program (SFP) Regulation Section 1859.81(c) states

(c) "...The district has made all reasonable efforts to fund its matching share of the project by demonstrating it is levying the developer fee justified under law or an alternative revenue source equal to or greater than the developer fee otherwise justified under law at the time of request for hardship and the district meets at least one of the following:

(1) The current outstanding bonded indebtedness of the district issued for the purpose of constructing school facilities in accordance with Education code Section 17072.35 or 17074.25 as appropriate, at the time of request for financial hardship status, is at least 60 percent of the district's total bonding capacity. Outstanding bonded indebtedness includes that part of general obligation bonds, Mello-Roos Bonds, School Facility Improvement District Bonds and certificates of

## ATTACHMENT B

participation which the district is paying a debt service that was issued for capital outlay school facility purposes.

(2) The district had a successful registered voter bond election for at least the maximum amount allowed under Proposition 39 within the previous two years from the date of request for financial hardship status. The proceeds from the bond election that represent the maximum amount allowed under the provisions of Proposition 39 must be used to fund the district's matching share requirement for SFP project(s).

(3) It is a County Superintendent of Schools.

(4) The district's total bonding capacity at the time of the request for financial hardship status is \$5 million or less.

(5) Other evidence of reasonable effort as approved by the SAB.

## ATTACHMENT B

### AUTHORITY

#### SFP Regulation Section 1859.106.1. Repayment of State Funds.

Upon adoption of the audit findings by the Board and in lieu of the collection procedures outlined in Education Code Section 17076.10(c)(1), a school district, county office of education, or Charter School may request a repayment schedule of up to five years, in equal annual installments, if the total repayment of State funds within 60 days of the Board action would cause the school district, county office of education, or Charter School to fall into fiscal distress. School districts, county offices of education, or Charter Schools requesting a repayment schedule must be in a severe hardship condition as evidenced by at least one of the following criteria:

- (a) For a school district or county office of education, the district or county office of education is listed on the current CDE List of Negative and Qualified Certifications of School Districts and County Offices of Education.
- (b) For a school district or county office of education, the amount due to the State for one or more projects would cause the district or county office of education to be listed on the CDE List of Negative and Qualified Certifications of School Districts and County Offices of Education report. Where the financial condition of a school district is involved, the county office of education must submit a letter to the OPSC on behalf of its representative school districts for consideration substantiating that the repayment will place the district on the CDE List of Negative and Qualified Certifications of School Districts and County Offices of Education. Where the financial condition of a county office of education is involved, the CDE must submit a letter to the OPSC on behalf of the county office of education for consideration substantiating that the repayment will place the county office of education on the CDE List of Negative and Qualified Certifications of School Districts and County Offices of Education.
- (c) For a Charter School, the amount due to the State for one or more projects would cause the Charter School severe financial hardship. The Charter School's authorizing agency must submit a letter to the OPSC on behalf of the Charter School for consideration substantiating that the repayment may result in the Charter School being unable to meet its financial obligations for the current or subsequent two fiscal years.

The repayment schedule shall include interest at the same rate as that earned on the State's Pooled Money Investment Account on the date a repayment schedule is approved by the Board.

The repayment schedule will commence on July 1 of the fiscal year following the repayment schedule approval date.

## ATTACHMENT B

### Education Code (EC) Section 15102

The total amount of bonds issued pursuant to this chapter and Chapter 1.5 (commencing with Section 15264) shall not exceed 1.25 percent of the taxable property of the school district or community college district, or the school facilities improvement district, if applicable, as shown by the last equalized assessment of the county or counties in which the district is located. For purposes of this section, the taxable property of a district for any fiscal year shall be calculated to include, but not be limited to, the assessed value of all unitary and operating nonunitary property of the district, which shall be derived by dividing the gross assessed value of the unitary and operating nonunitary property within the district for the 1987–88 fiscal year by the gross assessed value of all unitary and operating nonunitary property within the county in which the district is located for the 1987–88 fiscal year, and multiplying that result by the gross assessed value of all unitary and operating nonunitary property of the county on the last equalized assessment roll.

### EC Section 15106

A unified school district or community college district may issue bonds that, in aggregation with bonds issued pursuant to Section 15270, shall not exceed 2.5 percent of the taxable property of the school district or community college district, or the school facilities improvement district, if applicable, as shown by the last equalized assessment of the county or counties in which the district is located.

## ATTACHMENT C

### 57/71571-00-001 – Vina Elementary

	w/ Financial Hardship	Reduction to Financial Hardship (Return to State)	Increase to District Contribution	w/o Financial Hardship
<b>State Share (60%)</b>	\$762,130			\$762,130
<b>Required District Share (40%)</b>	\$39,070 (District Share) + \$469,017 (Financial Hardship) = \$508,087	(\$469,017)	\$469,017 (Expenditures)	\$508,087
<b>Due to Projects</b>				\$508,087
<b>Total Project Cost</b>	\$1,270,217			\$1,270,217
<b>Expenditures</b>	\$1,819,544.53			\$1,819,544.53
<b>Overspent</b>				\$549,327.53

### 57/71571-00-002 – Los Molinos Elementary

	w/ Financial Hardship	Reduction to Financial Hardship (Return to State)	Increase to District Contribution	w/o Financial Hardship
<b>State Share (60%)</b>	\$1,885,899			\$1,885,899
<b>Required District Share (40%)</b>	\$50,949 (District Share) + \$1,206,317 (Financial Hardship) = \$1,257,266	(\$1,206,317)	\$516,993.24 (Expenditures)	\$1,257,266
<b>Due to Projects</b>			\$689,323.76 (Add'l Cash)	\$1,257,266
<b>Total Project Cost</b>	\$3,143,165			\$3,143,165
<b>Expenditures</b>	\$2,453,841.24			\$2,453,841.24
<b>Savings</b>	\$689,323.76			\$689,323.76

### 57/71571-00-003 – Los Molinos High

	w/ Financial Hardship	Reduction to Financial Hardship (Return to State)	Increase to District Contribution	w/o Financial Hardship
<b>State Share (60%)</b>	\$1,629,639			\$1,629,639
<b>Required District Share (40%)</b>	\$19,661 (District Share) + \$1,066,765 (Financial Hardship) = \$1,086,426	(\$1,066,765)	\$63,189.84 (Expenditures)	\$1,086,426
<b>Due to Projects</b>			\$1,003,575.16 (Add'l Cash)	\$1,086,426
<b>Total Project Cost</b>	\$2,716,065			\$2,716,065
<b>Expenditures</b>	\$1,712,489.84			\$1,712,489.84
<b>Savings</b>	\$1,003,575.16			\$1,003,575.16

### 58/71571-00-002 – Vina Elementary

	w/ Financial Hardship	Reduction to Financial Hardship (Return to State)	Increase to District Contribution	w/o Financial Hardship
<b>State Share (60%)</b>	\$181,797			\$181,797
<b>Required District Share (40%)</b>	\$26,564.71 (District Share) + \$94,633.29 (Financial Hardship) = \$121,198	(\$94,633.29)	\$94,633.29 (Expenditures)	\$121,198
<b>Due to Projects</b>				\$121,198
<b>Total Project Cost</b>	\$302,995			\$302,995
<b>Expenditures</b>	\$431,849.61			\$431,849.61
<b>Overspent</b>				\$128,854.61

## USE OF SURPLUS SCHOOL PROPERTY PROCEEDS

### PURPOSE OF REPORT

To present to the State Allocation Board proposed regulations implementing Education Code Section 17463.7 provisions into the existing Use of Surplus School Property Site Sale Proceeds regulations.

### DESCRIPTION

Senate Bill 98 (SB) 98 (Chapter 24, Statutes of 2020: Education Finance: Education Omnibus Budget Trailer Bill) was chaptered on June 29, 2020. As stated in the bill, SB 98 provides schools with the resources and flexibilities necessary to provide quality public education during the COVID-19 pandemic.

Existing law authorizes school district governing boards to sell, or lease for a term not exceeding 99 years, any real property belonging to the school district. Additionally, existing law specifies the conduct of these sales and leases, and the purposes for which funds derived from these transactions may be used.

SB 98 adds Education Code (EC) Section 17463.7, until July 1, 2024, to expand the purposes for which funds from those transactions may be used by authorizing a school district to deposit the proceeds from the sale or lease of surplus real property, together with any personal property located on the property, purchased entirely with local funds, into the general fund of the school district and to use the proceeds for any one-time general fund purpose, as provided.

EC Section 17463.7 requires a school district to submit a certification to the State Allocation Board (Board) before it exercises the authority granted in the section; therefore, this item requests the Board's approval of regulatory amendments to administer this EC section.

### AUTHORITY

See Attachment A.

## BACKGROUND

EC Section 17462 authorizes school districts to deposit the proceeds from the sale or lease of surplus real property, together with any personal property located on the property, into the general fund of the school district and to use the proceeds for any one-time general fund purpose, as provided. These sales are governed by the Board's regulations on Attachment B.

EC Section 17463.7 previously existed in statutes from July 28, 2009 until January 1, 2016 when it was repealed. The statute authorized the use of surplus real estate sale proceeds for one-time general fund purposes as long as the costs were not related to a school district's ongoing operations. The school district was required to present a plan to its local governing board regarding the one-time expenditures and explain why these expenditures would not result in ongoing fiscal obligations for the school district. A summary of the former and current statutes follows.

### Former Statute

Under the prior EC Section 17463.7, school districts were ineligible for hardship funding under the State School Deferred Maintenance Program for a period of five years after the proceeds were deposited into the general fund. In addition, a school district's School Facility Program (SFP) facility and financial hardship assistance was reduced by an amount equal to that of a school district's one-time expenditure(s). A school district was required to certify the following:

- *that it has no major deferred maintenance needs;*
- *that the site sale does not violate local bond restrictions; and*
- *that the real property is not suitable to meet projected school construction needs for the next ten years.*

Additionally, the statute required the Office of Public School Construction (OPSC) to submit an interim and a final report to the Board and the budget, education policy, and fiscal committees of the Legislature that identified the school districts exercised the authority granted by the section, the amount of proceeds involved, and the purposes for which those proceeds were used. OPSC published the reports in January 2011 and November 2014.

### Current Statute

The current EC Section 17463.7 authorizes a school district to deposit the proceeds from the sale or lease of surplus real property, together with any personal property located on the property, purchased entirely with local funds, into the general fund of the school district and to use the proceeds for any one-time general fund purpose.

**BACKGROUND** (cont.)

In addition, a school district's SFP facility and financial hardship assistance will be reduced by an amount equal to that of a school district's one-time expenditure(s). A school district is required to certify the following:

- *that the site sale does not violate local bond restrictions; and*
- *that the real property is not suitable to meet projected school construction needs for the next ten years.*

The current statute also requires the OPSC to submit an interim and a final report to the Board and the budget, education policy, and fiscal committees of the Legislature that identifies the school districts that have exercised the authority granted by this section, the amount of proceeds involved, and the purposes for which those proceeds were used. These are due June 1, 2022 and January 1, 2025, respectively.

In addition to the newly enacted EC Section 17463.7, existing EC Section 17462 also provides districts with options for the use of proceeds from the sale or lease of surplus sites. Below is a side-by-side comparison of the major differences between the two existing statutes governing the use of surplus site sale proceeds deposited into a school district's General Fund.

	<b>EC Section 17462</b>	<b>EC Section 17463.7</b>
<b>Source of Site Funding</b>	Site can be purchased with state and/or local funds.	Site must have been purchased entirely with local funds.
<b>School Facility Program Funding</b>	<ul style="list-style-type: none"> <li>• Prohibited from participating in the SFP for five years.</li> <li>• Unable to apply for Facility Hardship and Financial Hardship funding.</li> </ul>	<ul style="list-style-type: none"> <li>• Not prohibited from participating in the SFP.</li> <li>• Unable to apply for Facility Hardship and Financial Hardship funding.</li> </ul>
<b>Use of Funding</b>	One-time Expenditures	One-time Expenditures
<b>School Board Resolution Requirements</b>	<ul style="list-style-type: none"> <li>• No anticipated need for additional sites or construction for 10 years.</li> <li>• No major deferred maintenance requirements.</li> <li>• The sale does not violate local bond act provisions.</li> </ul>	<ul style="list-style-type: none"> <li>• The site is not suitable to meet projected school construction needs for 10 years.</li> <li>• The sale does not violate local bond act provisions.</li> </ul>



STAFF ANALYSIS/STATEMENTS

*Program Participation*

In order to make use of the provisions in EC 17463.7 a district must take certain actions. Staff has updated OPSC's website with the following procedures to administer the program:

Prior to transferring site sale proceeds into their general fund account, school districts must submit the following documents to the Board in order for their request to be processed:

1. A letter to the Executive Officer of the State Allocation Board and the OPSC requesting authorization, pursuant to EC Section 17463.7, from the Board to transfer site sale proceeds into the school district's general fund account for a one-time general fund purpose.
2. A school board resolution stating the following:
  - The school district has presented a plan to the local school board detailing the source and use of the funds and explaining why the expenditure will not result in ongoing fiscal obligations for the district.
  - The school district certifies to the Board that:
    - The sale of the property does not violate the provisions of any local bond act.
    - The real property is not suitable to meet projected school construction needs for the next ten years.
  - The property sold was purchased entirely with local funds.
  - The proceeds of the sale will be used for a one-time general fund purpose.
  - The school district acknowledges that the Board will reduce any state hardship funding received by the district equal to the amount of the sale of surplus real property used for a one-time expenditure.
  - A copy of the original site purpose agreement that delineates the original purchase price, the number of acres on the site, and the sources of funds used to purchase the site.
  - Documentation of the number of acres being sold from the site.

The school district's request must be presented to the Board for approval prior to the funds being transferred by the school district.

STAFF ANALYSIS/STATEMENTS (cont.)

*Regulatory Changes*

The statutory requirements for the process outlined above are reasonably clear and thus do not require many regulation changes to implement. However, Staff recommends the proposed regulatory amendments on Attachment B to enable the Board to administer the new program according to the requirement in statute that the use of the funds must be for one-time purposes. The following are key definitions already in regulation to administer EC Section 17462:

“One-time Expenditures” means costs paid by the general funds of a school district that are nonrecurring in nature and do not commit the school district to incur costs in the future and are exclusive of Ongoing Expenditures.

“Ongoing Expenditures” means costs paid by the general or special funds of a school district in support of employee salaries, benefits and other costs that are associated with ongoing and sustained operations and services except, if approved by the State Allocation Board, a single and one-time payment toward reducing a district’s existing unfunded liability for postemployment benefits other than pensions will be considered a one-time expenditure and not an ongoing expenditure if the following conditions are also met: (1) the unfunded liability was incurred prior to January 1, 2007, (2) the unfunded liability has been determined using actuarial measurement methods as defined in Governmental Accounting Standards Board Statement 45, and (3) the payment is consistent with any plan made by the district according to Assembly Bill 1802, Chapter 79, Section 43(a)(6)(A), Statutes of 2006 (Committee on Budget), as amended by Senate Bill 1131, Chapter 371, Statutes of 2006 (Committee on Budget and Fiscal Review), or a similar plan adopted by the district’s governing board.”

The regulatory amendments would apply these definitions for districts that opt to exercise the flexibility provided by EC Section 17463.7 as well.

Conclusion

Staff is presenting the proposed regulatory amendments on Attachment B for approval. Approving the proposed regulations will enable the Board to administer the program according to the requirements.

RECOMMENDATIONS

1. Adopt the regulatory amendments as shown on Attachments B.
2. Authorize the Executive Officer to file the proposed regulations with the Office of Administrative Law on an emergency basis and make the regulations permanent.

ATTACHMENT A

**Education Code Section 17463.7**

(as of June 29, 2020)

(a) Notwithstanding any other law, a school district may deposit the proceeds from the sale or lease of surplus real property, together with any personal property located on the property, purchased entirely with local funds, into the general fund of the school district and may use the proceeds for any one-time general fund purpose. If the purchase of the property was made using the proceeds of a local general obligation bond or revenue derived from developer fees, the amount of the proceeds of the transaction that may be deposited into the general fund of the school district may not exceed the percentage computed by the difference between the purchase price of the property and the proceeds from the transaction, divided by the amount of the proceeds of the transaction. For purposes of this section, proceeds of the transaction means either of the following, as appropriate:

(1) The amount realized from the sale of property after reasonable expenses related to the sale.

(2) For a transaction that does not result in a lump-sum payment of the proceeds of the transaction, the proceeds of the transaction shall be calculated as the net present value of the future cashflow generated by the transaction.

(b) The State Allocation Board shall reduce an apportionment of hardship assistance awarded to the particular school district pursuant to Article 8 (commencing with Section 17075.10) by an amount equal to the amount of the sale of surplus real property used for a one-time expenditure of the school district pursuant to this section.

(c) Before a school district exercises the authority granted pursuant to this section, the governing board of the school district shall first submit to the State Allocation Board documents certifying both of the following:

(1) The sale of real property pursuant to this section does not violate the provisions of a local bond act.

(2) The real property is not suitable to meet projected school construction needs for the next 10 years.

(d) Before the school district exercises the authority granted pursuant to this section, the governing board of the school district at a regularly scheduled meeting shall present a plan for expending one-time resources pursuant to this section. The plan shall identify the source and use of the funds and describe the reasons why the expenditure will not result in ongoing fiscal obligations for the school district.

(e) The Office of Public School Construction shall submit an interim and a final report to the State Allocation Board and the budget, education policy, and fiscal committees of the Legislature that identifies the school districts that have exercised the authority granted by this section, the amount of proceeds involved, and the purposes for which those proceeds were used. The interim report shall be submitted by June 1, 2022, and the final report shall be submitted by January 1, 2025.

(f) Subdivisions (a) to (d), inclusive, shall become inoperative on July 1, 2024, subdivision (e) shall become inoperative on January 15, 2025, and this section as of January 1, 2026, is repealed.

*(Added by Stats. 2020, Ch. 24, Sec. 14. (SB 98) Effective June 29, 2020. Repealed as of January 1, 2026, by its own provisions.)*

## ATTACHMENT B

Title 2. Administration  
Division 2. Financial Operations  
Chapter 3. Department of General Services  
Subchapter 4. Office of Public School Construction  
Group 1. State Allocation Board  
Subgroup 3.5. Regulations Relating to Surplus School Property; Use of Proceeds; Return of  
Moneys from a State School Facilities Fund Program

### Section 1700. Definitions.

For the purpose of the provisions of Education Code Sections ~~17462, and 17462.3, and~~ 17463.7, the terms set forth below shall have the following meanings:

“Apportionment” means a reservation of funds for the purpose of the purchase of real property, modernization of real property, or construction of improvements on real property, that is approved by the Board for a school district, county office of education or Charter School.

“Board” means the State Allocation Board as established by Section 15490 of the Government Code.

“Charter School” shall mean a school as established in California pursuant to Education Code Section 47600, et seq.

“District Representative” means a member of the a school district, county office of education or Charter School staff or other agent authorized on behalf of the school district, county office of education or Charter School to serve as the “District Representative” to execute and file forms with the Board on behalf of the school district, county office of education, or Charter School and/or act as a liaison between the Board and the school district, county office of education or Charter School.

“Form SAB 308” means the *Return of Real Property Sale Proceeds Notification*, Form SAB 308 (New 06/14), which is incorporated by reference.

“Office of Public School Construction (OPSC)” means the State office within the Department of General Services that assists the Board as necessary on behalf of the Director.

“One-time Expenditures” means costs paid by the general funds of a school district that are nonrecurring in nature and do not commit the school district to incur costs in the future, and are exclusive of Ongoing Expenditures.

“Ongoing Expenditures” means costs paid by the general or special funds of a school district in support of employee salaries, benefits and other costs that are associated with ongoing and sustained operations and services except, if approved by the State Allocation Board, a single and one-time payment toward reducing a district’s existing unfunded liability for postemployment benefits other than pensions will be considered a one-time expenditure and not an ongoing expenditure if the following conditions are also met: (1) the unfunded liability was incurred prior to January 1, 2007, (2) the unfunded liability has been determined using actuarial measurement methods as defined in Governmental Accounting Standards Board Statement 45, and (3) the payment is consistent with any plan made by the district according to Assembly Bill 1802, Chapter 79, Section 43(a)(6)(A), Statutes of 2006 (Committee on Budget), as amended by Senate Bill 1131, Chapter 371, Statutes of 2006 (Committee on Budget and Fiscal Review), or a similar plan adopted by the district’s governing board.

“Portable Facility” means a building of one or more stories that is designed and constructed to be relocatable and transportable over public streets, and with respect to a single story portable building, is designed and constructed for relocation without the separation of the roof or floor from the building and when measured at the most exterior walls, has a floor area not in excess of 2,000 square feet.

Note: Authority cited: Sections ~~17462, and 17462.3~~ and 17463.7, Education Code, Section 15490, Government Code.

Reference: Sections 17462, 17462.3, 17463.7 and 17463.8, Education Code.

## ATTACHMENT B

### Section 1701. 10-Year Time Period

For the purpose of the provisions of Education Code Section 17462.3(a)(3) and (b):

- (a) Moneys shall be considered received on the date the Board approved an Apportionment.
- (b) The real property is considered sold on the date of the title transfer.
- (c) Sale of real property shall include real property transferred through condemnation proceedings.
- (d) Sale of a Portable Facility that does not include the land to which it is affixed is not subject to Education Code Section 17462.3.

Note: Authority cited: Section 17462.3, Education Code.

Reference: Section 17462.3, Education Code.

### Section 1702. Reporting Requirements and Return of Funds

- (a) Any school district, county office of education, or Charter School that sells real property and is subject to the provisions of Education Code Section 17462.3(a) is required to submit a completed Form SAB 308 to the OPSC within 90 calendar days of the sale of the real property, as outlined in Section 1701(b).
- (b) When calculating the portion of the real property sold pursuant to EC Section 17463.2(c), the gross acreage/square footage of the school site as well as square footage of building area shall be considered for the purpose of determining the proportionate percentage of funding to be returned.
- (c) When the Board makes a finding that the school district, county office of education, or Charter School, is subject to the provisions of Education Code Section 17462.3, the school district, county office of education, or Charter School must return the moneys to the Board within 90 calendar days of the Board's finding.

Note: Authority cited: Section 17462.3, Education Code.

Reference: Section 17462.3, Education Code.

## **TENTATIVE WORKLOAD**

September 2020

### **ACTION ITEMS**

Emergency Powers of the Executive Officer During the Covid-19 State of Emergency

### **REPORTS, DISCUSSION and INFORMATION ITEMS**

Standard Information Items

### **FINANCIAL REPORTS**

Status of Fund Releases

Status of Funds

---

## **TENTATIVE WORKLOAD**

October 2020

### **ACTION ITEMS**

### **REPORTS, DISCUSSION and INFORMATION ITEMS**

Standard Information Items

### **FINANCIAL REPORTS**

Status of Fund Releases

Status of Funds

---

## **TENTATIVE WORKLOAD**

December 2020

### **ACTION ITEMS**

### **REPORTS, DISCUSSION and INFORMATION ITEMS**

Standard Information Items

### **FINANCIAL REPORTS**

Status of Fund Releases

Status of Funds

# APPEALS

Received as of July 31, 2020

<u>Appeal Received Date</u>	<u>District/County</u>	<u>Tentative SAB Date*</u>	<u>Description</u>
<b>10/17/17</b>	San Bernardino City USD/San Bernardino	TBD	District requests OPSC to accept \$870,618 in expenditures for three SFP modernization projects.
<b>2/25/2020-3/2/2020</b>	Los Angeles Unified School District/Los Angeles	9/2020	District requests to receive 50-year-old building funding based on date of application processing as opposed to application received date.
<b>2/28/20</b>	Pioneer UESD/Kings	9/2020	District requests funding for a new construction project based on an enrollment period that is different from the enrollment period in which the application was processed.
<b>5/22/2020</b>	Greenfield UESD/Monterey	9/2020	District requests a change of scope and time extension for a Full-Day Kindergarten Facilities Grant Program project.
<b>6/26/20</b>	Mountain Valley USD/Trinity	9/2020	District requests expedited apportionment, use replacement funding to rehabilitate, the ability to keep the building after mitigation, and to remove classrooms from the District's eligibility baselines for a Facility Hardship project.

\*Please note: Tentative SAB Date is not a guaranteed meeting date and may be subject to change.

## STATE ALLOCATION BOARD MEETING DATES

The State Allocation Board (SAB) meeting dates for the 2020 calendar year are as follows:

<b>Board Date</b>	<b>Type of Meeting</b>
September 23, 2020*	Monthly (Consent/Appeals/Action)
October 28, 2020*	Monthly (Consent/Appeals/Action)
December 2020*	Monthly (Consent/Appeals/Action)

\*The projected dates and time will be determined upon the discussion with the Vice-Chair and Chair based on workload.

The SAB meets in different rooms within the State Capitol at 4:00 p.m. when the State Legislature is in session and at 2:00 p.m. when the State Legislature is out on recess. Due to scheduling changes within the Legislature, some of the SAB meetings may be canceled or changed with short notice.



## **INFORMATION ITEM**

### **SCHOOL FACILITY PROGRAM NEW CONSTRUCTION AND MODERNIZATION UNFUNDED LIST (as of June 24, 2020)**

The New Construction and Modernization projects on this list have received an “unfunded” approval by the State Allocation Board (SAB). Note that an “unfunded” approval does not guarantee a future apportionment by the SAB.

Published monthly in the SAB Agenda.

This report is also located on the [OPSC Website](#)

Unfunded Approvals  
as of June 24, 2020 SAB

County	School District	Application Number	Program	Approval	Received Date	SAB Unfunded Approval	Financial Hardship Apportionment	Loan	State Share	Total Apportionment	Cumulative Amount	Submitted Certification Letter May 2020 as of 08/07/2020	Grant Agreement Received as of 07/31/2020
TULARE	PIXLEY UNION ELEMENTARY	58/72041-00-001	Rehabilitation	G	11/16/2018	12/24/2019	203,460.00	0.00	305,190.00	508,650.00	508,650.00	Yes	Yes
BUTTE	CHICO UNIFIED	58/61424-00-001	Rehabilitation	G	7/8/2019	2/26/2020	0.00	0.00	288,194.00	288,194.00	796,844.00	Yes	Yes
SACRAMENTO	GALT JOINT UNION ELEMENTARY	58/67348-00-002	Rehabilitation	G	9/30/2019	4/22/2020	0.00	0.00	2,103,477.00	2,103,477.00	2,900,321.00	Yes	Yes
SISKIYOU	YREKA UNION HIGH	58/70516-00-001	Rehabilitation	G	10/3/2019	4/22/2020	0.00	0.00	571,369.00	571,369.00	3,471,690.00	Yes	Yes
LOS ANGELES	LANCASTER ELEMENTARY	58/64667-00-002	Rehabilitation-Seismic	G	10/25/2019	4/22/2020	0.00	0.00	1,937,132.00	1,937,132.00	5,408,822.00	Yes	Yes
DEL NORTE	DEL NORTE COUNTY UNIFIED	58/61820-00-004	Rehabilitation	G	1/15/2020	4/22/2020	0.00	0.00	211,139.00	211,139.00	5,619,961.00	No	Yes
DEL NORTE	DEL NORTE COUNTY UNIFIED	58/61820-00-008	Rehabilitation	G	1/15/2020	5/27/2020	0.00	0.00	906,934.00	906,934.00	6,526,895.00	No	No
LASSEN	RICHMOND ELEMENTARY	58/64170-00-001	Rehabilitation	G	1/15/2020	5/27/2020	0.00	0.00	38,056.00	38,056.00	6,564,951.00	No	Yes
LOS ANGELES	SANTA MONICA-MALIBU UNIFIED	51/64980-00-001	Facility Hardship-Seismic	G	1/30/2020	6/24/2020	0.00	0.00	3,393,535.24	3,393,535.24	9,958,486.24	Yes	No
DEL NORTE	DEL NORTE COUNTY UNIFIED	58/61820-00-006	Rehabilitation	G	4/8/2020	6/24/2020	0.00	0.00	105,030.00	105,030.00	10,063,516.24	No	No
ALAMEDA	ALBANY UNIFIED	58/61127-00-001	Rehabilitation	G	4/10/2020	6/24/2020	0.00	0.00	1,160,605.00	1,160,605.00	11,224,121.24	Yes	No
KINGS	ISLAND UNION ELEMENTARY	58/63933-00-001	Rehabilitation	G	4/17/2020	6/24/2020	0.00	0.00	44,185.00	44,185.00	11,268,306.24	Yes	Yes
ALAMEDA	OAKLAND UNIFIED	54/61259-09-010	Charter	D	6/5/2017	1/24/2018	0.00	200,206.10	200,206.10	400,412.20	11,668,718.44	No	No
ALAMEDA	OAKLAND UNIFIED	54/61259-09-011	Charter	D	6/5/2017	1/24/2018	0.00	2,150,284.80	2,150,284.80	4,300,569.60	15,969,288.04	No	No
ALAMEDA	OAKLAND UNIFIED	54/61259-00-010	Charter	D	6/5/2017	2/28/2018	0.00	1,136,442.50	1,136,442.50	2,272,885.00	18,242,173.04	No	No
SANTA CLARA	ALUM ROCK UNION ELEMENTARY	54/69369-00-003	Charter	D	5/30/2014	6/19/2018	0.00	25,675.55	25,675.55	51,351.10	18,293,524.14	No	No
ALAMEDA	SAN LORENZO UNIFIED	54/61309-00-003	Charter	D	6/5/2017	12/11/2018	0.00	845,455.40	845,455.40	1,690,910.80	19,984,434.94	No	No
ALAMEDA	OAKLAND UNIFIED	54/61259-12-005	Charter	D	5/26/2017	1/22/2019	0.00	185,933.00	185,933.00	371,866.00	20,356,300.94	Yes	Yes
ALAMEDA	OAKLAND UNIFIED	54/61259-12-006	Charter	D	5/26/2017	1/22/2019	0.00	189,067.00	189,067.00	378,134.00	20,734,434.94	Yes	Yes
SAN BERNARDINO	SAN BERNARDINO CITY UNIFIED	54/67876-00-004	Charter	D	6/5/2017	1/22/2019	0.00	229,399.00	229,399.00	458,798.00	21,193,232.94	No	No
TULARE	DINUBA UNIFIED	55/75531-00-002	Career Tech New Construction	G	2/21/2018	1/22/2019	0.00	2,533,756.00	2,280,380.40	4,814,136.40	26,007,369.34	Yes	Yes
TULARE	DINUBA UNIFIED	55/75531-00-003	Career Tech New Construction	G	2/21/2018	1/22/2019	0.00	1,627,923.00	1,465,130.70	3,093,053.70	29,100,423.04	Yes	Yes
SACRAMENTO	SACRAMENTO CITY UNIFIED	54/67439-00-008	Charter	S	6/5/2017	5/2/2019	0.00	212,228.00	212,228.00	424,456.00	29,524,879.04	No	Yes
ALAMEDA	OAKLAND UNIFIED	54/61259-00-006	Charter	D	6/5/2017	7/23/2019	0.00	1,093,590.50	1,093,590.50	2,187,181.00	31,712,060.04	No	No
ALAMEDA	OAKLAND UNIFIED	54/61259-09-006	Charter	D	6/5/2017	7/23/2019	0.00	237,707.30	237,707.30	475,414.60	32,187,474.64	Yes	Yes
ALAMEDA	OAKLAND UNIFIED	54/61259-09-007	Charter	D	6/5/2017	7/23/2019	0.00	512,292.70	512,292.70	1,024,585.40	33,212,060.04	Yes	Yes
ALAMEDA	OAKLAND UNIFIED	54/61259-13-005	Charter	D	6/5/2017	7/23/2019	0.00	69,635.80	69,635.80	139,271.60	33,351,331.64	Yes	No
ALAMEDA	OAKLAND UNIFIED	54/61259-13-006	Charter	D	6/5/2017	7/23/2019	0.00	337,475.40	337,475.40	674,950.80	34,026,282.44	Yes	No
SANTA CLARA	EAST SIDE UNION HIGH	54/69427-00-005	Charter	D	6/5/2017	7/23/2019	0.00	1,552,568.80	1,552,568.80	3,105,137.60	37,131,420.04	No	Yes
SANTA CLARA	EAST SIDE UNION HIGH	54/69427-00-006	Charter	D	6/5/2017	7/23/2019	0.00	27,429.70	27,429.70	54,859.40	37,186,279.44	No	Yes
SOLANO	SOLANO COUNTY OFFICE OF EDUCATION	50/10488-00-032	New Construction	G	2/14/2013	8/28/2019	2,823,939.00	0.00	2,823,939.00	5,647,878.00	42,834,157.44	Yes	No
SOLANO	SOLANO COUNTY OFFICE OF EDUCATION	57/10488-00-027	Modernization	G	2/14/2013	8/28/2019	487,884.00	0.00	731,826.00	1,219,710.00	44,053,867.44	Yes	No
KINGS	ISLAND UNION ELEMENTARY	50/63933-00-001	New Construction	G	4/24/2014	8/28/2019	4,390,017.50	0.00	4,390,017.50	8,780,035.00	52,833,902.44	Yes	Yes
GLENN	CAPAY JOINT UNION ELEMENTARY	57/62554-00-002	Modernization	G	3/27/2015	12/24/2019	727,145.00	0.00	1,142,699.00	1,869,844.00	54,703,746.44	Yes	No
LOS ANGELES	LOS ANGELES UNIFIED	50/64733-00-139	New Construction	L	10/31/2007	1/22/2020	0.00	0.00	858,754.75	858,754.75	55,562,501.19	N/A	N/A
LOS ANGELES	LOS ANGELES UNIFIED	56/64733-00-018	Overcrowding Relief Grant	L	7/30/2013	1/22/2020	0.00	0.00	83,148.58	83,148.58	55,645,649.77	N/A	N/A
LOS ANGELES	LOS ANGELES UNIFIED	53/64733-00-705	Critically Overcrowded Schools	L	10/31/2007	2/26/2020	0.00	0.00	10,180,663.00	10,180,663.00	65,826,312.77	N/A	N/A
LOS ANGELES	LONG BEACH UNIFIED	50/64725-05-002	New Construction	G	12/12/2016	2/26/2020	0.00	0.00	20,997,373.09	20,997,373.09	86,823,685.86	Yes	No
RIVERSIDE	MORENO VALLEY UNIFIED	57/67124-00-009	Modernization	G	12/23/2016	2/26/2020	0.00	0.00	1,737,057.00	1,737,057.00	88,560,742.86	Yes	No
RIVERSIDE	MORENO VALLEY UNIFIED	57/67124-00-010	Modernization	G	12/23/2016	2/26/2020	0.00	0.00	1,867,307.00	1,867,307.00	90,428,049.86	Yes	Yes
RIVERSIDE	ALVORD UNIFIED	57/66977-00-016	Modernization	G	12/28/2016	2/26/2020	0.00	0.00	940,836.00	940,836.00	91,368,885.86	Yes	Yes
RIVERSIDE	ALVORD UNIFIED	57/66977-00-017	Modernization	G	12/28/2016	2/26/2020	0.00	0.00	2,614,229.00	2,614,229.00	93,983,114.86	Yes	Yes
RIVERSIDE	ALVORD UNIFIED	57/66977-00-018	Modernization	G	12/28/2016	2/26/2020	0.00	0.00	1,486,760.00	1,486,760.00	95,469,874.86	Yes	Yes
LOS ANGELES	WILLIAM S. HART UNION HIGH	50/65136-00-012	New Construction	G	12/29/2016	2/26/2020	0.00	0.00	70,335,753.00	70,335,753.00	165,805,627.86	Yes	Yes
RIVERSIDE	JURUPA UNIFIED	57/67090-00-009	Modernization	G	12/29/2016	2/26/2020	0.00	0.00	796,628.00	796,628.00	166,802,255.86	Yes	Yes
MONTEREY	GREENFIELD UNION ELEMENTARY	50/66035-00-002	New Construction	D	1/6/2017	2/26/2020	1,867,650.00	0.00	1,867,650.00	3,735,300.00	170,337,555.86	Yes	Yes
SACRAMENTO	FOLSOM-CORDOVA UNIFIED	50/67330-21-009	New Construction	G	1/6/2017	2/26/2020	0.00	0.00	6,364,408.00	6,364,408.00	176,701,963.86	Yes	Yes
SACRAMENTO	FOLSOM-CORDOVA UNIFIED	57/67330-00-009	Modernization	G	1/6/2017	2/26/2020	0.00	0.00	2,128,198.00	2,128,198.00	178,830,161.86	Yes	Yes
TULARE	WOODVILLE ELEMENTARY	57/72298-00-002	Modernization	D	1/6/2017	2/26/2020	128,727.00	0.00	194,855.00	323,582.00	179,153,743.86	Yes	Yes
LOS ANGELES	LANCASTER ELEMENTARY	57/64667-00-008	Modernization	G	1/11/2017	2/26/2020	0.00	0.00	1,410,424.00	1,410,424.00	180,564,167.86	Yes	Yes
SAN BENITO	HOLLISTER ELEMENTARY	57/67470-00-001	Modernization	G	1/11/2017	2/26/2020	0.00	0.00	1,098,116.00	1,098,116.00	181,662,283.86	Yes	No
LOS ANGELES	TORRANCE UNIFIED	57/65060-00-036	Modernization	G	1/12/2017	2/26/2020	0.00	0.00	2,560,255.00	2,560,255.00	184,222,538.86	No	Yes
SACRAMENTO	NATOMAS UNIFIED	50/75283-00-017	New Construction	G	1/13/2017	2/26/2020	0.00	0.00	19,737,385.00	19,737,385.00	203,959,923.86	Yes	Yes
SACRAMENTO	NATOMAS UNIFIED	50/75283-00-017	New Construction	G	1/13/2017	3/25/2020	0.00	0.00	22,949.00	22,949.00	203,982,872.86	Yes	Yes
KINGS	CORCORAN JOINT UNIFIED	57/63891-00-011	Modernization	G	1/13/2017	2/26/2020	0.00	0.00	1,866,765.00	1,866,765.00	205,849,637.86	Yes	Yes
MERCED	MERCED CITY ELEMENTARY	57/65771-00-013	Modernization	G	1/17/2017	2/26/2020	0.00	0.00	711,749.00	711,749.00	206,561,386.86	Yes	No
MERCED	MERCED CITY ELEMENTARY	57/65771-00-014	Modernization	G	1/17/2017	2/26/2020	0.00	0.00	1,550,354.00	1,550,354.00	208,111,740.86	Yes	No
SONOMA	RINCON VALLEY UNION ELEMENTARY	57/70896-00-009	Modernization	G	1/17/2017	2/26/2020	0.00	0.00	1,358,683.00	1,358,683.00	209,470,423.86	Yes	Yes
SONOMA	RINCON VALLEY UNION ELEMENTARY	57/70896-00-010	Modernization	G	1/17/2017	2/26/2020	0.00	0.00	401,851.00	401,851.00	209,872,274.86	Yes	Yes
SAN BERNARDINO	COLTON JOINT UNIFIED	57/67686-00-024	Modernization	G	1/18/2017	2/26/2020	0.00	0.00	2,473,962.00	2,473,962.00	212,346,236.86	Yes	Yes
RIVERSIDE	PERRIS UNION HIGH	50/67207-00-010	New Construction	G	1/19/2017	2/26/2020	0.00	0.00	58,780,018.06	58,780,018.06	271,126,254.92	Yes	Yes
SANTA CRUZ	PACIFIC ELEMENTARY	50/69781-00-001	New Construction	D	1/20/2017	2/26/2020	76,837.00	0.00	124,510.00	201,347.00	271,327,601.92	Yes	No
SANTA CRUZ	PACIFIC ELEMENTARY	50/69781-00-002	New Construction	D	1/20/2017	2/26/2020	64,745.00	0.00	64,745.00	129,490.00	271,457,091.92	Yes	No
SANTA CRUZ	PACIFIC ELEMENTARY	57/69781-00-001	Modernization	D	1/20/2017	2/26/2020	47,410.00	0.00	71,115.00	118,525.00	271,575,616.92	Yes	No
LOS ANGELES	WESTSIDE UNION ELEMENTARY	57/65102-00-004	Modernization	G	1/24/2017	2/26/2020	0.00	0.00	2,493,429.00	2,493,429.00	274,069,045.92	Yes	No
BUTTE	GRIDLEY UNIFIED	57/75507-00-002	Modernization	G	1/24/2017	2/26/2020	0.00	0.00	891,653.00	891,653.00	274,960,698.92	Yes	Yes
BUTTE	GRIDLEY UNIFIED	57/75507-00-003	Modernization	G	1/24/2017	2/26/2020	0.00	0.00	1,419,282.00	1,419,282.00	276,379,980.92	Yes	Yes
BUTTE	GRIDLEY UNIFIED	57/75507-00-004	Modernization	G	1/24/2017	2/26/2020	0.00	0.00	984,391.00	984,391.00	277,364,371.92	Yes	Yes
BUTTE	GRIDLEY UNIFIED	57/75507-00-005	Modernization	G	1/24/2017	2/26/2020	0.00	0.00	1,431,859.00	1,431,859.00	278,796,230.92	Yes	Yes
EL DORADO	POLLOCK PINES ELEMENTARY	57/61960-00-001	Modernization	G	1/25/2017	2/26/2020	0.00	0.00	1,257,283.00	1,257,283.00	280,053,513.92	Yes	Yes
EL DORADO	POLLOCK PINES ELEMENTARY	57/61960-00-002	Modernization	G	1/25/2017	2/26/2020	0.00	0.00	2,006,370.00	2,006,370.00	282,059,883.92	Yes	Yes
SAN LUIS OBISPO	ATASCADERO UNIFIED	57/68700-00-004	Modernization	G	1/25/2017	2/26/2020	0.00	0.00	4,040,367.00	4,040,367.00	286,100,250.92	Yes	No
KERN	ARVIN UNION ELEMENTARY	50/63313-00-003	New Construction	G	1/26/2017	2/26/2020	0.00	0.00	963,728.00	963,728.00	287,063,978.92	Yes	Yes

Unfunded Approvals  
as of June 24, 2020 SAB

County	School District	Application Number	Program	Approval	Received Date	SAB Unfunded Approval	Financial Hardship Apportionment	Loan	State Share	Total Apportionment	Cumulative Amount	Submitted Certification Letter May 2020 as of 08/07/2020	Grant Agreement Received as of 07/31/2020
RIVERSIDE	JURUPA UNIFIED	57/67090-00-010	Modernization	G	2/3/2017	2/26/2020	0.00	0.00	2,877,439.00	2,877,439.00	316,288,865.63	Yes	Yes
LOS ANGELES	POMONA UNIFIED	50/64907-03-002	New Construction	G	2/6/2017	2/26/2020	0.00	0.00	2,292,446.00	2,292,446.00	318,581,311.63	Yes	Yes
KINGS	CORCORAN JOINT UNIFIED	50/63891-00-002	New Construction	G	2/7/2017	2/26/2020	0.00	0.00	1,476,706.00	1,476,706.00	320,058,017.63	Yes	Yes
KINGS	CORCORAN JOINT UNIFIED	57/63891-00-012	Modernization	G	2/7/2017	2/26/2020	0.00	0.00	2,039,649.00	2,039,649.00	322,097,666.63	Yes	Yes
SAN DIEGO	GROSSMONT UNION HIGH	57/68130-00-026	Modernization	G	2/7/2017	2/26/2020	0.00	0.00	651,832.00	651,832.00	322,749,498.63	Yes	No
SAN JOAQUIN	STOCKTON UNIFIED	50/68676-04-002	New Construction	G	2/9/2017	2/26/2020	0.00	0.00	423,334.00	423,334.00	323,172,832.63	No	No
PLACER	TAHOE-TRUCKEE UNIFIED	57/66944-00-013	Modernization	G	2/13/2017	2/26/2020	0.00	0.00	1,202,180.00	1,202,180.00	324,375,012.63	Yes	Yes
LOS ANGELES	AZUSA UNIFIED	57/64279-00-019	Modernization	G	2/15/2017	2/26/2020	0.00	0.00	2,528,215.00	2,528,215.00	326,903,227.63	Yes	Yes
ALAMEDA	ALAMEDA CITY UNIFIED	57/61119-00-023	Modernization	G	2/23/2017	2/26/2020	0.00	0.00	1,889,023.00	1,889,023.00	328,792,250.63	No	Yes
TULARE	SEQUOIA UNION ELEMENTARY	50/72116-00-002	New Construction	D	2/24/2017	2/26/2020	331,515.50	0.00	477,638.50	809,154.00	329,601,404.63	Yes	No
TULARE	SEQUOIA UNION ELEMENTARY	57/72116-00-002	Modernization	D	2/24/2017	2/26/2020	126,192.00	0.00	189,289.00	315,481.00	329,916,885.63	Yes	No
RIVERSIDE	JURUPA UNIFIED	57/67090-00-011	Modernization	G	2/27/2017	2/26/2020	0.00	0.00	1,788,844.00	1,788,844.00	331,705,729.63	Yes	Yes
SACRAMENTO	SAN JUAN UNIFIED	57/67447-00-062	Modernization	G	2/27/2017	2/26/2020	0.00	0.00	734,218.00	734,218.00	332,439,947.63	Yes	Yes
HUMBOLDT	SOUTHERN HUMBOLDT JOINT UNIFIED	57/63040-00-001	Modernization	G	3/3/2017	2/26/2020	0.00	0.00	2,931,570.00	2,931,570.00	335,371,517.63	Yes	Yes
SAN LUIS OBISPO	ATASCADERO UNIFIED	57/68700-00-006	Modernization	G	3/3/2017	2/26/2020	0.00	0.00	5,780,306.00	5,780,306.00	341,151,823.63	Yes	No
RIVERSIDE	DESERT SANDS UNIFIED	57/67058-00-019	Modernization	G	3/6/2017	2/26/2020	0.00	0.00	2,414,571.00	2,414,571.00	343,566,394.63	Yes	Yes
RIVERSIDE	DESERT SANDS UNIFIED	57/67058-00-019	Modernization	G	3/6/2017	3/25/2020	0.00	0.00	32,182.00	32,182.00	343,598,576.63	Yes	No
RIVERSIDE	JURUPA UNIFIED	50/67090-00-012	New Construction	G	3/7/2017	2/26/2020	0.00	0.00	16,774,581.96	16,774,581.96	360,373,158.59	Yes	Yes
KERN	SIERRA SANDS UNIFIED	57/73742-00-009	Modernization	G	3/7/2017	2/26/2020	0.00	0.00	9,076,396.00	9,076,396.00	369,449,554.59	Yes	No
LOS ANGELES	WILLIAM S. HART UNION HIGH	50/65136-00-013	New Construction	G	3/10/2017	2/26/2020	0.00	0.00	1,257,701.00	1,257,701.00	370,707,255.59	Yes	Yes
CONTRA COSTA	SAN RAMON VALLEY UNIFIED	57/61804-00-026	Modernization	G	3/13/2017	2/26/2020	0.00	0.00	563,089.00	563,089.00	371,270,344.59	Yes	Yes
CONTRA COSTA	SAN RAMON VALLEY UNIFIED	57/61804-00-027	Modernization	G	3/13/2017	2/26/2020	0.00	0.00	869,213.00	869,213.00	372,139,557.59	Yes	Yes
KERN	SIERRA SANDS UNIFIED	57/73742-00-010	Modernization	G	3/13/2017	2/26/2020	0.00	0.00	5,415,992.00	5,415,992.00	377,555,549.59	Yes	No
LOS ANGELES	AZUSA UNIFIED	57/64279-00-020	Modernization	G	3/15/2017	2/26/2020	0.00	0.00	3,757,764.00	3,757,764.00	381,313,313.59	Yes	No
CONTRA COSTA	SAN RAMON VALLEY UNIFIED	57/61804-00-028	Modernization	G	3/16/2017	2/26/2020	0.00	0.00	901,663.00	901,663.00	382,214,976.59	Yes	Yes
CONTRA COSTA	SAN RAMON VALLEY UNIFIED	57/61804-00-029	Modernization	G	3/16/2017	2/26/2020	0.00	0.00	750,785.00	750,785.00	382,965,761.59	Yes	Yes
TULARE	DINUBA UNIFIED	57/75531-00-013	Modernization	D	3/16/2017	2/26/2020	459,550.00	0.00	689,325.00	1,148,875.00	384,114,636.59	Yes	No
TULARE	DINUBA UNIFIED	57/75531-00-014	Modernization	D	3/16/2017	2/26/2020	142,230.00	0.00	213,345.00	355,575.00	384,470,211.59	Yes	No
TULARE	DINUBA UNIFIED	57/75531-00-015	Modernization	D	3/16/2017	2/26/2020	74,935.00	0.00	112,403.00	187,338.00	384,657,549.59	Yes	No
ORANGE	CAPISTRANO UNIFIED	50/66464-00-022	New Construction	G	3/22/2017	2/26/2020	0.00	0.00	35,611,874.19	35,611,874.19	420,269,423.78	Yes	Yes
LOS ANGELES	TORRANCE UNIFIED	57/65060-00-037	Modernization	G	3/22/2017	2/26/2020	0.00	0.00	1,556,390.00	1,556,390.00	421,825,813.78	No	No
SAN BERNARDINO	CENTRAL ELEMENTARY	57/67645-00-006	Modernization	G	3/28/2017	2/26/2020	0.00	0.00	784,031.00	784,031.00	422,609,844.78	Yes	Yes
SAN BERNARDINO	CENTRAL ELEMENTARY	57/67645-00-007	Modernization	G	3/28/2017	2/26/2020	0.00	0.00	914,702.00	914,702.00	423,524,546.78	Yes	Yes
FRESNO	CLOVIS UNIFIED	57/62117-00-055	Modernization	G	4/4/2017	2/26/2020	0.00	0.00	3,460,134.00	3,460,134.00	426,984,680.78	No	No
SACRAMENTO	TWIN RIVERS UNIFIED	57/76505-00-042	Modernization	G	4/5/2017	2/26/2020	0.00	0.00	873,831.00	873,831.00	427,858,511.78	Yes	No
SACRAMENTO	TWIN RIVERS UNIFIED	57/76505-00-044	Modernization	G	4/5/2017	2/26/2020	0.00	0.00	745,480.00	745,480.00	428,603,991.78	Yes	No
MENDOCINO	POTTER VALLEY COMMUNITY UNIFIED	57/73866-00-001	Modernization	G	4/7/2017	2/26/2020	0.00	0.00	1,496,185.00	1,496,185.00	430,100,176.78	Yes	No
SANTA CRUZ	SCOTTS VALLEY UNIFIED	50/75432-00-001	New Construction	G	4/20/2017	2/26/2020	0.00	0.00	4,838,912.00	4,838,912.00	434,939,088.78	Yes	Yes
SANTA CRUZ	SCOTTS VALLEY UNIFIED	50/75432-00-001	New Construction	G	4/20/2017	3/25/2020	0.00	0.00	195,035.00	195,035.00	435,134,123.78	Yes	Yes
SANTA CRUZ	SCOTTS VALLEY UNIFIED	57/75432-00-002	Modernization	G	4/20/2017	2/26/2020	0.00	0.00	4,406,112.00	4,406,112.00	439,540,235.78	Yes	Yes
LOS ANGELES	DOWNEY UNIFIED	50/64451-00-014	New Construction	G	4/21/2017	2/26/2020	0.00	0.00	1,203,834.00	1,203,834.00	440,744,069.78	Yes	No
SACRAMENTO	ELK GROVE UNIFIED	50/67314-00-047	New Construction	G	4/24/2017	2/26/2020	0.00	0.00	14,913,975.00	14,913,975.00	455,658,044.78	No	Yes
SAN BERNARDINO	CENTRAL ELEMENTARY	57/67645-00-008	Modernization	G	4/24/2017	2/26/2020	0.00	0.00	771,076.00	771,076.00	456,429,120.78	Yes	No
SAN DIEGO	CHULA VISTA ELEMENTARY	50/68023-04-001	New Construction	G	4/26/2017	2/26/2020	0.00	0.00	19,958,160.00	19,958,160.00	476,387,280.78	Yes	No
ORANGE	FULLERTON JOINT UNION HIGH	57/66514-00-016	Modernization	G	4/26/2017	2/26/2020	0.00	0.00	2,501,201.00	2,501,201.00	478,888,481.78	Yes	Yes
SAN FRANCISCO	SAN FRANCISCO UNIFIED	57/68478-00-060	Modernization	G	4/26/2017	2/26/2020	0.00	0.00	1,849,363.00	1,849,363.00	480,737,844.78	No	No
SAN BENITO	SAN BENITO HIGH	57/67538-00-004	Modernization	G	4/27/2017	2/26/2020	0.00	0.00	798,469.32	798,469.32	481,536,314.10	Yes	No
BUTTE	CHICO UNIFIED	54/61424-00-006	Charter	D	5/30/2017	2/26/2020	0.00	352,786.60	352,786.60	705,573.20	482,241,887.30	Yes	No
BUTTE	CHICO UNIFIED	54/61424-00-007	Charter	D	5/30/2017	2/26/2020	0.00	538,003.30	538,003.30	1,076,006.60	483,317,893.90	Yes	No
LOS ANGELES	LOS ANGELES UNIFIED	54/64733-00-102	Charter	S	6/1/2017	3/23/2020	0.00	7,441,670.00	7,441,670.00	14,883,340.00	498,201,233.90	No	No
SAN BENITO	HOLLISTER ELEMENTARY	57/67470-00-002	Modernization	G	1/11/2017	3/25/2020	0.00	0.00	1,093,079.00	1,093,079.00	499,294,312.90	Yes	Yes
SAN MATEO	SAN CARLOS ELEMENTARY	57/69021-00-011	Modernization	G	2/1/2017	3/25/2020	0.00	0.00	4,630,726.00	4,630,726.00	503,925,038.90	Yes	No
SACRAMENTO	SAN JUAN UNIFIED	57/67447-00-061	Modernization	G	2/3/2017	3/25/2020	0.00	0.00	615,909.00	615,909.00	504,540,947.90	Yes	Yes
SAN JOAQUIN	TRACY JOINT UNIFIED	57/75499-00-011	Modernization	G	2/14/2017	3/25/2020	0.00	0.00	2,645,276.00	2,645,276.00	507,186,223.90	Yes	Yes
LOS ANGELES	DOWNEY UNIFIED	57/64451-00-029	Modernization	G	3/23/2017	3/25/2020	0.00	0.00	3,449,978.00	3,449,978.00	510,636,201.90	Yes	No
SACRAMENTO	TWIN RIVERS UNIFIED	57/76505-00-043	Modernization	G	4/5/2017	3/25/2020	0.00	0.00	833,401.00	833,401.00	511,469,602.90	Yes	No
SAN BENITO	SAN BENITO HIGH	57/67538-00-002	Modernization	G	4/27/2017	3/25/2020	0.00	0.00	1,031,453.00	1,031,453.00	512,501,055.90	Yes	No
SAN BENITO	SAN BENITO HIGH	57/67538-00-003	Modernization	G	4/27/2017	3/25/2020	0.00	0.00	3,778,111.00	3,778,111.00	516,279,166.90	Yes	No
SAN BERNARDINO	SNOWLINE JOINT UNIFIED	57/73957-00-001	Modernization	D	5/1/2017	3/25/2020	230,185.00	0.00	345,277.00	575,462.00	516,854,628.90	Yes	No
SAN BERNARDINO	SNOWLINE JOINT UNIFIED	57/73957-00-002	Modernization	D	5/1/2017	3/25/2020	0.00	0.00	1,754,749.00	1,754,749.00	518,609,377.90	Yes	No
SAN BERNARDINO	SNOWLINE JOINT UNIFIED	57/73957-00-003	Modernization	D	5/1/2017	3/25/2020	405,564.00	0.00	608,345.00	1,013,909.00	519,623,286.90	Yes	No
SAN BERNARDINO	SNOWLINE JOINT UNIFIED	57/73957-00-004	Modernization	D	5/1/2017	3/25/2020	94,536.00	0.00	141,804.00	236,340.00	519,859,626.90	Yes	No
SAN BERNARDINO	SNOWLINE JOINT UNIFIED	57/73957-00-005	Modernization	D	5/1/2017	3/25/2020	233,805.00	0.00	437,644.00	671,449.00	520,531,075.90	Yes	No
SAN BERNARDINO	SNOWLINE JOINT UNIFIED	57/73957-00-006	Modernization	D	5/1/2017	3/25/2020	148,916.00	0.00	223,374.00	372,290.00	520,903,365.90	Yes	No
SAN BERNARDINO	SNOWLINE JOINT UNIFIED	57/73957-00-007	Modernization	D	5/1/2017	3/25/2020	192,959.00	0.00	289,438.00	482,397.00	521,385,762.90	Yes	No
SAN BERNARDINO	SNOWLINE JOINT UNIFIED	57/73957-00-008	Modernization	D	5/1/2017	3/25/2020	385,306.00	0.00	577,960.00	963,266.00	522,349,028.90	Yes	Yes
SAN JOAQUIN	ESCALON UNIFIED	57/68502-00-003	Modernization	G	5/4/2017	3/25/2020	0.00	0.00	173,688.00	173,688.00	522,522,716.90	Yes	Yes
ORANGE	CAPISTRANO UNIFIED	50/66464-00-023	New Construction	G	5/5/2017	3/26/2020	0.00	0.00	8,177,246.00	8,177,246.00	530,699,962.90	Yes	No
LOS ANGELES	DOWNEY UNIFIED	50/64451-00-015	New Construction	G	5/8/2017	3/25/2020	0.00	0.00	1,837,885.00	1,837,885.00	532,537,847.90	Yes	No
KERN	TAFT CITY ELEMENTARY	57/63800-00-007	Modernization	G	5/9/2017	3/25/2020	0.00	0.00	3,404,009.00	3,404,009.00	535,941,856.90	Yes	No
LAKE	KONOCTI UNIFIED	57/64022-00-010	Modernization	G	5/9/2017	3/25/2020	0.00	0.00	720,364.00	720,364.00	536,662,220.90	Yes	No
LAKE	KONOCTI UNIFIED	57/64022-00-011	Modernization	G	5/9/2017	3/25/2020	0.00	0.00	674,120.00	674,120.00	537,336,340.90	Yes	No
KERN	KERN HIGH	50/63529-00-009	New Construction	G	5/17/2017	3/25/2020	0.00	0.00	1,086,455.00	1,086,455.00	538,422,795.90	Yes	Yes
RIVERSIDE	SAN JACINTO UNIFIED	57/67249-00-006	Modernization	G	5/23/2017	3/25/2020	0.00	0.00	3,0				

Unfunded Approvals  
as of June 24, 2020 SAB

County	School District	Application Number	Program	Approval	Received Date	SAB Unfunded Approval	Financial Hardship Apportionment	Loan	State Share	Total Apportionment	Cumulative Amount	Submitted Certification Letter May 2020 as of 08/07/2020	Grant Agreement Received as of 07/31/2020
LOS ANGELES	LOS ANGELES UNIFIED	57/64733-00-602	Modernization	G	6/6/2017	3/25/2020	0.00	0.00	1,488,843.00	1,488,843.00	556,406,290.90	No	No
LOS ANGELES	LOS ANGELES UNIFIED	57/64733-00-603	Modernization	G	6/6/2017	3/25/2020	0.00	0.00	1,623,250.00	1,623,250.00	558,029,540.90	No	No
LOS ANGELES	LOS ANGELES UNIFIED	57/64733-00-610	Modernization	G	6/6/2017	3/25/2020	0.00	0.00	4,679,762.00	4,679,762.00	562,709,302.90	No	No
LOS ANGELES	LOS ANGELES UNIFIED	57/64733-00-611	Modernization	G	6/6/2017	3/25/2020	0.00	0.00	4,137,892.00	4,137,892.00	566,847,194.90	No	No
SAN JOAQUIN	LAMMERSVILLE JOINT UNIFIED	50/76760-00-007	New Construction	G	6/7/2017	3/25/2020	0.00	0.00	14,419,009.58	14,419,009.58	581,266,204.48	Yes	Yes
SAN BERNARDINO	CUCAMONGA ELEMENTARY	57/67694-00-004	Modernization	G	6/15/2017	3/25/2020	0.00	0.00	3,018,127.00	3,018,127.00	584,284,331.48	Yes	No
PLACER	ACKERMAN CHARTER (FORMERLY ACKERMAN E.S.)	50/66761-00-003	New Construction	G	6/16/2017	3/25/2020	0.00	0.00	1,114,876.00	1,114,876.00	585,399,207.48	Yes	Yes
PLACER	ACKERMAN CHARTER (FORMERLY ACKERMAN E.S.)	57/66761-00-004	Modernization	G	6/16/2017	3/25/2020	0.00	0.00	1,985,491.00	1,985,491.00	587,384,698.48	Yes	Yes
STANISLAUS	CERES UNIFIED	57/71043-00-014	Modernization	G	6/19/2017	3/25/2020	0.00	0.00	1,861,876.00	1,861,876.00	589,246,574.48	Yes	No
LOS ANGELES	LOS ANGELES UNIFIED	57/64733-38-023	Modernization	G	6/20/2017	3/25/2020	0.00	0.00	2,121,393.00	2,121,393.00	591,367,967.48	No	No
SAN MATEO	MENLO PARK CITY ELEMENTARY	57/68965-00-006	Modernization	G	4/24/2017	4/22/2020	0.00	0.00	2,291,752.00	2,291,752.00	593,659,719.48	Yes	Yes
KERN	STANDARD ELEMENTARY	50/63792-00-002	New Construction	G	6/21/2017	4/22/2020	0.00	0.00	1,916,034.00	1,916,034.00	595,575,753.48	Yes	Yes
ORANGE	FULLERTON JOINT UNION HIGH	57/66514-00-017	Modernization	G	6/22/2017	4/22/2020	0.00	0.00	3,841,672.00	3,841,672.00	599,417,425.48	Yes	Yes
RIVERSIDE	JURUPA UNIFIED	57/67090-00-012	Modernization	G	6/22/2017	4/22/2020	0.00	0.00	4,795,725.00	4,795,725.00	604,213,150.48	Yes	No
CONTRA COSTA	SAN RAMON VALLEY UNIFIED	57/61804-00-031	Modernization	G	6/29/2017	4/22/2020	0.00	0.00	1,301,601.00	1,301,601.00	605,514,751.48	Yes	Yes
IMPERIAL	IMPERIAL UNIFIED	50/63164-00-006	New Construction	G	7/3/2017	4/22/2020	0.00	0.00	13,133,727.00	13,133,727.00	618,648,478.48	Yes	Yes
COLUSA	PIERCE JOINT UNIFIED	50/61614-00-004	New Construction	G	7/7/2017	4/22/2020	0.00	0.00	1,640,446.00	1,640,446.00	620,288,924.48	Yes	Yes
RIVERSIDE	JURUPA UNIFIED	50/67090-00-013	New Construction	G	7/12/2017	4/22/2020	0.00	0.00	2,661,690.00	2,661,690.00	622,950,614.48	Yes	No
MERCED	GUSTINE UNIFIED	57/73619-00-005	Modernization	G	7/13/2017	4/22/2020	0.00	0.00	1,229,997.00	1,229,997.00	624,180,611.48	Yes	No
IMPERIAL	BRAWLEY ELEMENTARY	57/63073-00-003	Modernization	G	7/14/2017	4/22/2020	0.00	0.00	849,225.00	849,225.00	625,029,836.48	Yes	No
ORANGE	LA HABRA CITY ELEMENTARY	57/66563-00-009	Modernization	G	7/17/2017	4/22/2020	0.00	0.00	2,716,456.00	2,716,456.00	627,746,292.48	Yes	Yes
SAN JOAQUIN	LINCOLN UNIFIED	57/68569-00-016	Modernization	G	7/17/2017	4/22/2020	0.00	0.00	1,133,377.00	1,133,377.00	628,879,669.48	Yes	No
SAN JOAQUIN	LINCOLN UNIFIED	57/68569-00-017	Modernization	G	7/17/2017	4/22/2020	0.00	0.00	928,339.00	928,339.00	629,808,008.48	Yes	No
SACRAMENTO	SACRAMENTO COUNTY OFFICE OF EDUCATION	50/10348-00-003	New Construction	D	7/25/2017	4/22/2020	447,390.00	0.00	447,390.00	894,780.00	630,702,788.48	Yes	Yes
IMPERIAL	CENTRAL UNION HIGH	57/63115-00-003	Modernization	G	7/25/2017	4/22/2020	0.00	0.00	3,064,458.00	3,064,458.00	633,767,246.48	Yes	No
LOS ANGELES	LOS ANGELES UNIFIED	57/64733-00-622	Modernization	G	7/25/2017	4/22/2020	0.00	0.00	1,387,210.00	1,387,210.00	635,154,456.48	No	No
MARIN	LARKSPUR-CORTE MADERA	57/65367-00-006	Modernization	G	7/26/2017	4/22/2020	0.00	0.00	985,069.00	985,069.00	636,139,525.48	Yes	Yes
VENTURA	SANTA PAULA UNIFIED	57/76828-00-002	Modernization	G	7/26/2017	4/22/2020	0.00	0.00	720,141.00	720,141.00	636,859,666.48	Yes	No
ALAMEDA	DUBLIN UNIFIED	50/75093-00-011	New Construction	G	7/29/2017	4/22/2020	0.00	0.00	2,294,172.00	2,294,172.00	639,153,838.48	Yes	No
LOS ANGELES	TORRANCE UNIFIED	57/65060-00-042	Modernization	G	7/28/2017	4/22/2020	0.00	0.00	947,245.00	947,245.00	640,101,083.48	No	No
RIVERSIDE	TEMECULA VALLEY UNIFIED	57/75192-00-008	Modernization	G	7/28/2017	4/22/2020	0.00	0.00	797,667.00	797,667.00	640,898,750.48	Yes	No
SAN DIEGO	POWAY UNIFIED	50/68296-00-022	New Construction	G	8/1/2017	4/22/2020	0.00	0.00	9,046,187.00	9,046,187.00	649,944,937.48	Yes	No
RIVERSIDE	RIVERSIDE UNIFIED	50/67215-00-029	New Construction	G	8/2/2017	4/22/2020	0.00	0.00	167,521.00	167,521.00	650,112,458.48	No	No
RIVERSIDE	RIVERSIDE UNIFIED	50/67215-00-030	New Construction	G	8/2/2017	4/22/2020	0.00	0.00	279,202.00	279,202.00	650,391,660.48	No	No
KERN	KERN HIGH	57/63529-00-011	Modernization	G	5/17/2017	5/27/2020	0.00	0.00	2,077,187.00	2,077,187.00	652,468,847.48	Yes	No
RIVERSIDE	PALM SPRINGS UNIFIED	50/67173-00-014	New Construction	G	7/6/2017	5/27/2020	0.00	0.00	4,439,147.00	4,439,147.00	656,907,994.48	Yes	No
SAN BERNARDINO	CHAFFEY JOINT UNION HIGH	57/67652-00-004	Modernization	G	7/12/2017	5/27/2020	0.00	0.00	3,504,384.00	3,504,384.00	660,412,378.48	Yes	No
SAN BERNARDINO	CHAFFEY JOINT UNION HIGH	57/67652-00-005	Modernization	G	7/14/2017	5/27/2020	0.00	0.00	18,082,249.00	18,082,249.00	678,494,627.48	Yes	No
VENTURA	OXNARD ELEMENTARY	50/72538-00-013	New Construction	G	7/19/2017	5/27/2020	0.00	0.00	7,267,952.00	7,267,952.00	685,762,579.48	Yes	Yes
LOS ANGELES	LOS ANGELES UNIFIED	57/64733-00-623	Modernization	G	7/25/2017	5/27/2020	0.00	0.00	4,583,027.00	4,583,027.00	690,345,606.48	No	No
LOS ANGELES	TORRANCE UNIFIED	57/65060-00-038	Modernization	G	7/28/2017	5/27/2020	0.00	0.00	950,710.00	950,710.00	691,296,316.48	No	No
LOS ANGELES	TORRANCE UNIFIED	57/65060-00-039	Modernization	G	7/28/2017	5/27/2020	0.00	0.00	386,395.00	386,395.00	691,682,711.48	No	No
LOS ANGELES	TORRANCE UNIFIED	57/65060-00-040	Modernization	G	7/28/2017	5/27/2020	0.00	0.00	77,620.00	77,620.00	691,760,331.48	No	No
LOS ANGELES	TORRANCE UNIFIED	57/65060-00-041	Modernization	G	7/28/2017	5/27/2020	0.00	0.00	307,608.00	307,608.00	692,067,939.48	No	No
LOS ANGELES	TORRANCE UNIFIED	57/65060-00-043	Modernization	G	7/31/2017	5/27/2020	0.00	0.00	686,154.00	686,154.00	692,754,093.48	No	No
LOS ANGELES	TORRANCE UNIFIED	57/65060-00-044	Modernization	G	8/2/2017	5/27/2020	0.00	0.00	886,750.00	886,750.00	693,640,843.48	No	No
ORANGE	IRVINE UNIFIED	50/73650-00-031	New Construction	G	8/3/2017	5/27/2020	0.00	0.00	1,153,523.00	1,153,523.00	694,794,366.48	No	No
ALAMEDA	DUBLIN UNIFIED	50/75093-00-012	New Construction	G	8/7/2017	5/27/2020	0.00	0.00	18,974,861.00	18,974,861.00	713,769,227.48	Yes	No
ALAMEDA	DUBLIN UNIFIED	50/75093-00-012	New Construction	G	8/7/2017	6/24/2020	0.00	0.00	5,574,577.00	5,574,577.00	719,343,804.48	Yes	No
LOS ANGELES	WILLIAM S. HART UNION HIGH	50/65136-00-014	New Construction	G	8/9/2017	5/27/2020	0.00	0.00	2,429,212.00	2,429,212.00	721,773,016.48	Yes	No
SAN BERNARDINO	HESPERIA UNIFIED	50/75044-00-035	New Construction	G	8/10/2017	5/27/2020	0.00	0.00	461,242.00	461,242.00	722,234,258.48	Yes	No
RIVERSIDE	MURRIETA VALLEY UNIFIED	50/75200-00-024	New Construction	G	8/11/2017	5/27/2020	0.00	0.00	6,345,477.00	6,345,477.00	728,579,735.48	Yes	No
ALAMEDA	FREMONT UNIFIED	50/61176-00-009	New Construction	G	8/17/2017	5/27/2020	0.00	0.00	3,005,997.00	3,005,997.00	731,585,732.48	No	No
ALAMEDA	FREMONT UNIFIED	50/61176-00-010	New Construction	G	8/17/2017	5/27/2020	0.00	0.00	3,015,342.00	3,015,342.00	734,601,074.48	No	No
ALAMEDA	ALAMEDA CITY UNIFIED	50/61119-01-002	New Construction	G	8/18/2017	5/27/2020	0.00	0.00	3,339,834.00	3,339,834.00	737,940,908.48	Yes	Yes
IMPERIAL	MCCABE UNION ELEMENTARY	50/63180-00-004	New Construction	G	8/18/2017	5/27/2020	0.00	0.00	786,829.00	786,829.00	738,727,737.48	Yes	Yes
FRESNO	CARUTHERS UNIFIED	57/75598-00-003	Modernization	G	8/21/2017	5/27/2020	0.00	0.00	2,922,373.00	2,922,373.00	741,650,110.48	Yes	No
RIVERSIDE	JURUPA UNIFIED	50/67090-00-014	New Construction	G	8/23/2017	5/27/2020	0.00	0.00	3,318,162.00	3,318,162.00	744,968,272.48	Yes	No
ORANGE	IRVINE UNIFIED	57/73650-00-022	Modernization	G	8/23/2017	5/27/2020	0.00	0.00	527,914.00	527,914.00	745,496,186.48	No	No
ORANGE	IRVINE UNIFIED	57/73650-00-023	Modernization	G	8/23/2017	5/27/2020	0.00	0.00	784,679.00	784,679.00	746,280,865.48	No	No
LOS ANGELES	LOS ANGELES UNIFIED	56/64733-00-009	Overcrowding Relief Grant	L	7/28/2011	6/24/2020	0.00	0.00	157,634.17	157,634.17	746,438,499.65	N/A	N/A
SACRAMENTO	TWIN RIVERS UNIFIED	57/76505-00-047	Modernization	G	6/21/2017	6/24/2020	0.00	0.00	1,050,006.00	1,050,006.00	747,488,505.65	Yes	No
SACRAMENTO	TWIN RIVERS UNIFIED	57/76505-00-069	Modernization	G	6/21/2017	6/24/2020	0.00	0.00	737,656.00	737,656.00	748,226,161.65	Yes	No
MADERA	CHAWANAAKE UNIFIED	50/75606-00-002	New Construction	G	8/2/2017	6/24/2020	0.00	0.00	12,030,816.00	12,030,816.00	760,256,977.65	Yes	No
LOS ANGELES	LOS ANGELES UNIFIED	57/64733-00-625	Modernization	G	8/8/2017	6/24/2020	0.00	0.00	2,087,988.00	2,087,988.00	762,344,965.65	No	No
LOS ANGELES	LOS ANGELES UNIFIED	57/64733-00-627	Modernization	G	8/8/2017	6/24/2020	0.00	0.00	3,348,503.00	3,348,503.00	765,693,468.65	No	No
LOS ANGELES	LOS ANGELES UNIFIED	57/64733-00-628	Modernization	G	8/8/2017	6/24/2020	0.00	0.00	1,573,791.00	1,573,791.00	767,267,259.65	No	No
LOS ANGELES	LOS ANGELES UNIFIED	57/64733-20-022	Modernization	G	8/8/2017	6/24/2020	0.00	0.00	930,379.00	930,379.00	768,197,638.65	No	No
TULARE	PORTERVILLE UNIFIED	50/75523-00-009	New Construction	G	8/11/2017	6/24/2020	0.00	0.00	2,992,014.00	2,992,014.00	771,189,652.65	Yes	No
LOS ANGELES	AZUSA UNIFIED	57/64279-00-021	Modernization	G	8/11/2017	6/24/2020	0.00	0.00	2,168,183.00	2,168,183.00	773,357,835.65	Yes	No
TULARE	PORTERVILLE UNIFIED	57/75523-00-015	Modernization	G	8/11/2017	6/24/2020	0.00	0.00	6,915,950.00	6,915,950.00	780,273,785.65	Yes	No
TULARE	PORTERVILLE UNIFIED	57/75523-00-016	Modernization	G	8/11/2017	6/24/2020	0.00	0.00	3,469,961.00	3,469,961.00	783,743,746.65	Yes	No
SONOMA	RINCON VALLEY UNION ELEMENTARY	57/70896-00-011	Modernization	G	8/14/2017	6/24/2020	0.00	0.00	1,830,317.00	1,830,317.00	785,574,063.65	Yes	No
FRESNO	SANGER UNIFIED	50/62414-00-019	New Construction	G	8/15/2017	6/24/2020	0.00	0.00	573,594.00	573,594.00	786,147,657.65	No	No
FRESNO	SANGER UNIFIED												

Unfunded Approvals  
as of June 24, 2020 SAB

County	School District	Application Number	Program	Approval	Received Date	SAB Unfunded Approval	Financial Hardship Apportionment	Loan	State Share	Total Apportionment	Cumulative Amount	Submitted Certification Letter May 2020 as of 08/07/2020	Grant Agreement Received as of 07/31/2020
TULARE	CUTLER-OROSI JOINT UNIFIED	50/71860-00-006	New Construction	G	8/24/2017	6/24/2020	0.00	0.00	2,879,012.00	2,879,012.00	797,777,727.65	Yes	No
ORANGE	IRVINE UNIFIED	50/73650-00-032	New Construction	G	8/24/2017	6/24/2020	0.00	0.00	398,771.00	398,771.00	798,176,498.65	No	No
FRESNO	WASHINGTON UNIFIED	57/76778-00-004	Modernization	G	8/29/2017	6/24/2020	0.00	0.00	799,711.00	799,711.00	798,976,209.65	Yes	No
SACRAMENTO	SACRAMENTO CITY UNIFIED	50/67439-00-004	New Construction	G	8/30/2017	6/24/2020	0.00	0.00	1,875,959.00	1,875,959.00	800,852,168.65	Yes	No
SACRAMENTO	SACRAMENTO CITY UNIFIED	57/67439-00-075	Modernization	G	8/30/2017	6/24/2020	0.00	0.00	43,333.00	43,333.00	800,895,501.65	Yes	No
LOS ANGELES	TORRANCE UNIFIED	57/65060-00-045	Modernization	G	9/1/2017	6/24/2020	0.00	0.00	3,737,773.00	3,737,773.00	804,633,274.65	No	No
ORANGE	IRVINE UNIFIED	50/73650-00-033	New Construction	G	9/6/2017	6/24/2020	0.00	0.00	42,947,948.00	42,947,948.00	847,581,222.65	No	No
SAN DIEGO	SWEETWATER UNION HIGH	57/68411-00-044	Modernization	G	9/8/2017	6/24/2020	0.00	0.00	1,872,443.00	1,872,443.00	849,453,665.65	No	No
SAN DIEGO	SWEETWATER UNION HIGH	57/68411-00-048	Modernization	G	9/8/2017	6/24/2020	0.00	0.00	2,370,936.00	2,370,936.00	851,824,601.65	No	No
KERN	BAKERSFIELD CITY ELEMENTARY	50/63321-00-032	New Construction	G	9/14/2017	6/24/2020	0.00	0.00	2,886,303.00	2,886,303.00	854,710,904.65	Yes	No
KERN	BAKERSFIELD CITY ELEMENTARY	50/63321-00-033	New Construction	G	9/15/2017	6/24/2020	0.00	0.00	1,671,224.00	1,671,224.00	856,382,128.65	Yes	No
LOS ANGELES	BURBANK UNIFIED	50/64337-00-003	New Construction	G	9/21/2017	6/24/2020	0.00	0.00	706,454.00	706,454.00	857,088,582.65	Yes	No
SAN BERNARDINO	VICTOR ELEMENTARY	57/67918-00-007	Modernization	G	9/25/2017	6/24/2020	0.00	0.00	989,036.00	989,036.00	858,077,618.65	No	No
KERN	MAPLE ELEMENTARY	50/63610-00-001	New Construction	G	6/11/2020	6/24/2020	295,459.00	0.00	295,459.00	590,918.00	858,668,536.65	Yes	No
<b>Total</b>							<b>\$15,485,141.71</b>	<b>\$21,499,530.45</b>	<b>\$821,683,864.49</b>	<b>\$858,668,536.65</b>			

\*This Unfunded List (Lack of AB 55 Loans) includes \$34.7 million for 19 projects for Charter School Facilities Program Preliminary Apportionments for Design and Site Funding.



County	School District	Application Number	Program	Approval	Received Date	SAB Date	Financial Hardship Apportionment	Loan	State Share	Total Apportionment	Prop. 47	Prop. 55	Prop. 1D	Prop. 51
BUTTE	CHICO UNIFIED	54/61424-00-005	Charter	P	4/1/2014	4/15/2015	0.00	249,318.00	249,318.00	498,636.00	0.00	0.00	498,636.00	0.00
ALAMEDA	OAKLAND UNIFIED	54/61259-13-002	Charter	P	5/28/2014	5/27/2015	0.00	2,916,055.40	2,916,055.40	5,832,110.80	0.00	0.00	5,832,110.80	0.00
ALAMEDA	OAKLAND UNIFIED	54/61259-13-002	Charter	P	5/28/2014	8/26/2015	0.00	8,558,059.50	8,558,059.50	17,116,119.00	0.00	0.00	17,116,119.00	0.00
SANTA CLARA	ALUM ROCK UNION ELEMENTARY	54/69369-00-003	Charter	P	5/30/2014	12/9/2015	0.00	231,079.95	231,079.95	462,159.90	0.00	10,660.00	451,499.90	0.00
SAN DIEGO	SAN DIEGO UNIFIED	54/68338-00-003	Charter	P	5/18/2017	1/24/2018	0.00	0.00	5,223,938.40	5,223,938.40	0.00	0.00	0.00	5,223,938.40
SAN DIEGO	SAN DIEGO UNIFIED	54/68338-00-005	Charter	P	5/18/2017	1/24/2018	0.00	0.00	1,852,054.20	1,852,054.20	0.00	0.00	0.00	1,852,054.20
ALAMEDA	OAKLAND UNIFIED	54/61259-09-008	Charter	P	5/26/2017	1/24/2018	0.00	1,109,148.30	1,109,148.30	2,218,296.60	0.00	0.00	0.00	2,218,296.60
ALAMEDA	OAKLAND UNIFIED	54/61259-09-009	Charter	P	5/26/2017	1/24/2018	0.00	11,544,660.00	11,544,660.00	23,089,320.00	0.00	0.00	0.00	23,089,320.00
SANTA BARBARA	LOMPOC UNIFIED	54/69229-00-001	Charter	P	6/1/2017	1/24/2018	0.00	135,120.30	331,062.30	466,182.60	0.00	0.00	0.00	466,182.60
SAN DIEGO	SAN DIEGO UNIFIED	54/68338-00-006	Charter	P	6/2/2017	1/24/2018	0.00	0.00	23,036,581.80	23,036,581.80	0.00	0.00	0.00	23,036,581.80
SAN DIEGO	SAN DIEGO UNIFIED	54/68338-00-007	Charter	P	6/2/2017	1/24/2018	0.00	0.00	11,742,390.90	11,742,390.90	0.00	0.00	0.00	11,742,390.90
ALAMEDA	OAKLAND UNIFIED	54/61259-00-006	Charter	P	6/5/2017	1/24/2018	0.00	9,842,314.50	9,842,314.50	19,684,629.00	0.00	0.00	0.00	19,684,629.00
ALAMEDA	OAKLAND UNIFIED	54/61259-09-006	Charter	P	6/5/2017	1/24/2018	0.00	2,139,365.70	2,139,365.70	4,278,731.40	0.00	0.00	0.00	4,278,731.40
ALAMEDA	OAKLAND UNIFIED	54/61259-09-007	Charter	P	6/5/2017	1/24/2018	0.00	4,610,634.30	4,610,634.30	9,221,268.60	0.00	0.00	0.00	9,221,268.60
ALAMEDA	OAKLAND UNIFIED	54/61259-09-010	Charter	P	6/5/2017	1/24/2018	0.00	1,801,854.90	1,801,854.90	3,603,709.80	0.00	0.00	0.00	3,603,709.80
ALAMEDA	OAKLAND UNIFIED	54/61259-09-011	Charter	P	6/5/2017	1/24/2018	0.00	19,352,563.20	19,352,563.20	38,705,126.40	0.00	0.00	0.00	38,705,126.40
ALAMEDA	OAKLAND UNIFIED	54/61259-13-005	Charter	P	6/5/2017	1/24/2018	0.00	626,722.20	626,722.20	1,253,444.40	0.00	0.00	0.00	1,253,444.40
ALAMEDA	OAKLAND UNIFIED	54/61259-13-006	Charter	P	6/5/2017	1/24/2018	0.00	3,037,278.60	3,037,278.60	6,074,557.20	0.00	0.00	0.00	6,074,557.20
CONTRA COSTA	WEST CONTRA COSTA UNIFIED	54/61796-04-001	Charter	P	6/5/2017	1/24/2018	0.00	6,658,852.50	6,658,852.50	13,317,705.00	0.00	0.00	0.00	13,317,705.00
CONTRA COSTA	WEST CONTRA COSTA UNIFIED	54/61796-04-002	Charter	P	6/5/2017	1/24/2018	0.00	5,037,607.80	5,037,607.80	10,075,215.60	0.00	0.00	0.00	10,075,215.60
MARIPOSA	MARIPOSA COUNTY UNIFIED	54/65532-00-001	Charter	P	6/5/2017	1/24/2018	0.00	0.00	1,092,709.80	1,092,709.80	0.00	0.00	0.00	1,092,709.80
SACRAMENTO	SAN JUAN UNIFIED	54/67447-00-005	Charter	P	6/5/2017	1/24/2018	0.00	0.00	5,974,846.20	5,974,846.20	0.00	0.00	0.00	5,974,846.20
TULARE	VISALIA UNIFIED	54/72256-00-001	Charter	P	6/5/2017	1/24/2018	0.00	3,378,707.10	3,378,707.10	6,757,414.20	0.00	0.00	0.00	6,757,414.20
TULARE	VISALIA UNIFIED	54/72256-00-002	Charter	P	6/5/2017	1/24/2018	0.00	5,195,620.80	5,195,620.80	10,391,241.60	0.00	0.00	0.00	10,391,241.60
TULARE	VISALIA UNIFIED	54/72256-00-003	Charter	P	6/5/2017	1/24/2018	0.00	2,169,537.30	2,169,537.30	4,339,074.60	0.00	0.00	0.00	4,339,074.60
TULARE	VISALIA UNIFIED	54/72256-00-004	Charter	P	6/5/2017	1/24/2018	0.00	753,290.10	753,290.10	1,506,580.20	0.00	0.00	0.00	1,506,580.20
SAN DIEGO	SAN DIEGO UNIFIED	54/68338-00-004	Charter	P	5/18/2017	2/28/2018	0.00	0.00	5,649,357.60	5,649,357.60	0.00	0.00	0.00	5,649,357.60
SOLANO	VALLEJO CITY UNIFIED	54/70581-00-006	Charter	P	5/22/2016	2/28/2018	0.00	13,277,356.90	13,277,356.90	26,554,713.80	590,900.00	2,315,550.00	12,651,864.00	10,996,399.80
SOLANO	VALLEJO CITY UNIFIED	54/70581-00-007	Charter	P	5/22/2016	2/28/2018	0.00	452,842.20	452,842.20	905,684.40	0.00	0.00	905,684.40	0.00
ALAMEDA	OAKLAND UNIFIED	54/61259-12-005	Charter	P	5/26/2017	2/28/2018	0.00	1,673,397.00	1,673,397.00	3,346,794.00	0.00	0.00	0.00	3,346,794.00
ALAMEDA	OAKLAND UNIFIED	54/61259-12-006	Charter	P	5/26/2017	2/28/2018	0.00	1,701,603.00	1,701,603.00	3,403,206.00	0.00	0.00	0.00	3,403,206.00
SACRAMENTO	NATOMAS UNIFIED	54/75283-00-008	Charter	P	5/26/2017	2/28/2018	0.00	0.00	2,573,846.10	2,573,846.10	0.00	0.00	2,573,846.10	0.00
LOS ANGELES	LOS ANGELES UNIFIED	54/64733-00-101	Charter	P	6/2/2017	2/28/2018	0.00	13,850,962.20	13,850,962.20	27,701,924.40	0.00	0.00	0.00	27,701,924.40
ALAMEDA	OAKLAND UNIFIED	54/61259-00-011	Charter	P	6/2/2017	2/28/2018	0.00	9,184,988.70	9,184,988.70	18,369,977.40	0.00	0.00	0.00	18,369,977.40
SAN DIEGO	SAN DIEGO UNIFIED	54/68338-00-008	Charter	P	6/2/2017	2/28/2018	0.00	0.00	15,156,028.80	15,156,028.80	0.00	0.00	0.00	15,156,028.80
SANTA CLARA	MORGAN HILL UNIFIED	54/69583-00-002	Charter	P	6/5/2017	2/28/2018	0.00	6,209,740.80	6,209,740.80	12,419,481.60	0.00	0.00	0.00	12,419,481.60
SAN DIEGO	CAJON VALLEY UNION ELEMENTARY	54/67991-00-002	Charter	P	6/5/2017	2/28/2018	0.00	2,365,949.70	2,365,949.70	4,731,899.40	0.00	0.00	0.00	4,731,899.40
SAN DIEGO	CAJON VALLEY UNION ELEMENTARY	54/67991-00-003	Charter	P	6/5/2017	2/28/2018	0.00	1,567,601.10	1,567,601.10	3,135,202.20	0.00	0.00	0.00	3,135,202.20
SANTA CLARA	EAST SIDE UNION HIGH	54/69427-00-005	Charter	P	6/5/2017	2/28/2018	0.00	13,973,119.20	13,973,119.20	27,946,238.40	0.00	0.00	0.00	27,946,238.40
SANTA CLARA	EAST SIDE UNION HIGH	54/69427-00-006	Charter	P	6/5/2017	2/28/2018	0.00	246,867.30	246,867.30	493,734.60	0.00	0.00	0.00	493,734.60
SAN DIEGO	CAJON VALLEY UNION ELEMENTARY	54/67991-00-001	Charter	P	6/5/2017	2/28/2018	0.00	4,381,450.20	4,381,450.20	8,762,900.40	0.00	0.00	0.00	8,762,900.40
ALAMEDA	OAKLAND UNIFIED	54/61259-00-010	Charter	P	6/5/2017	2/28/2018	0.00	10,227,982.50	10,227,982.50	20,455,965.00	0.00	0.00	0.00	20,455,965.00
SACRAMENTO	SAN JUAN UNIFIED	54/67447-00-006	Charter	P	6/5/2017	2/28/2018	0.00	0.00	5,701,526.10	5,701,526.10	0.00	0.00	0.00	5,701,526.10
SAN BERNARDINO	SAN BERNARDINO CITY UNIFIED	54/67876-00-004	Charter	P	6/5/2017	2/28/2018	0.00	2,064,591.00	2,064,591.00	4,129,182.00	0.00	0.00	0.00	4,129,182.00
SACRAMENTO	SACRAMENTO CITY UNIFIED	54/67439-00-007	Charter	P	6/5/2017	2/28/2018	0.00	5,049,542.70	5,049,542.70	10,099,085.40	0.00	0.00	0.00	10,099,085.40
SACRAMENTO	SACRAMENTO CITY UNIFIED	54/67439-00-008	Charter	P	6/5/2017	2/28/2018	0.00	6,288,725.20	6,288,725.20	12,577,450.40	0.00	0.00	0.00	12,577,450.40
SOLANO	VALLEJO CITY UNIFIED	54/70581-00-004	Charter	P	5/22/2017	05/23/2018	0.00	200,755.80	200,755.80	401,511.60	401,511.60	0.00	0.00	0.00
SOLANO	VALLEJO CITY UNIFIED	54/70581-00-005	Charter	P	5/22/2017	05/23/2018	0.00	8,001,594.70	8,001,594.70	16,003,189.40	2,076,164.03	6,036,845.61	7,820,113.01	70,066.75
LOS ANGELES	LOS ANGELES UNIFIED	54/64733-00-102	Charter	P	6/1/2017	05/23/2018	0.00	5,109,828.80	5,109,828.80	10,219,657.60	0.00	0.00	10,219,657.60	0.00
ALAMEDA	HAYWARD UNIFIED	54/61192-02-003	Charter	P	6/5/2017	10/24/2018	0.00	7,006,307.40	7,006,307.40	14,012,614.80	0.00	0.00	14,012,614.80	0.00
ALAMEDA	HAYWARD UNIFIED	54/61192-02-004	Charter	P	6/5/2017	10/24/2018	0.00	4,550,241.60	4,550,241.60	9,100,483.20	0.00	0.00	9,100,483.20	0.00
ALAMEDA	SAN LORENZO UNIFIED	54/61309-00-003	Charter	P	6/5/2017	12/11/2018	0.00	7,608,998.60	7,608,998.60	15,217,997.20	0.00	0.00	15,217,997.20	0.00
SACRAMENTO	SAN JUAN UNIFIED	54/67447-00-007	Charter	P	6/5/2017	12/11/2018	0.00	0.00	3,855,763.80	3,855,763.80	0.00	0.00	3,855,763.80	0.00
LOS ANGELES	LOS ANGELES UNIFIED	54/64733-00-103	Charter	P	5/30/2017	5/22/2019	0.00	5,159,700.00	5,159,700.00	10,319,400.00	668,718.00	3,954,930.00	5,695,752.00	0.00
RIVERSIDE	PERRIS ELEMENTARY	54/67199-00-001	Charter	P	6/5/2017	6/26/2019	0.00	0.00	9,523,442.70	9,523,442.70	0.00	0.00	7,455,591.70	2,067,851.00
RIVERSIDE	PERRIS ELEMENTARY	54/67199-00-002	Charter	P	6/5/2017	6/26/2019	0.00	0.00	1,005,019.20	1,005,019.20	0.00	0.00	0.00	1,005,019.20
BUTTE	CHICO UNIFIED	54/61424-00-006	Charter	P	5/30/2017	2/26/2020	0.00	1,877,635.40	3,175,079.40	5,052,714.80	0.00	0.00	5,052,714.80	0.00
BUTTE	CHICO UNIFIED	54/61424-00-007	Charter	P	5/30/2017	2/26/2020	0.00	2,812,694.70	4,842,029.70	7,654,724.40	0.00	0.00	5,362,271.40	2,292,453.00
Total								0.00	224,192,267.15	320,102,493.75	544,294,760.90	3,737,293.63	12,317,985.61	123,822,719.71

\*This Charter Unfunded Preliminary list does not include \$34.7 million for 19 projects for Charter School Facilities Program Preliminary Apportionments for Design and Site Funding.

## **INFORMATION ITEM**

### **SCHOOL FACILITY PROGRAM OFFICE OF PUBLIC SCHOOL CONSTRUCTION FUNDING WORKLOAD LISTING (Applications Received Through July 31, 2020)**

The New Construction and Modernization projects on this list represent completed applications awaiting the Office of Public School Construction (OPSC) processing and scheduling to the State Allocation Board.

This list includes future workload that is identified as:

- Pending reflects workload that has been processed by OPSC but awaiting further information/documentation from the district.
- Reviewing reflects currently being processed by OPSC.

Pursuant to SFP Regulation Section 1859.95.1, this list also includes applications that were received, but not reviewed by OPSC. This list is presented to the State Allocation Board for acknowledgement.

This list is also available on the [OPSC Website](#) and is updated on the first and third Fridays of each month.

SFP APPLICATIONS  
New Construction and Charter School Facilities Program  
- Workload as of July 31, 2020 -

District	County	Site Name	Application Number	OPSC Date Received	Estimated State Grant (a)	Financial Hardship (b)	Notification Occurred**
Sequoia Union High	San Mateo	Redwood High	50/69062-01-014	08/03/17	\$ 2,218,255	\$ -	10/2/2019
Alisal Union	Monterey	Fremont Elementary	50/65961-00-011	08/10/17	\$ 7,231,447	\$ -	10/2/2019
Old Adobe Union Elementary	Sonoma	Loma Vista Immersion Academy	50/70847-00-003	08/15/17	\$ 1,363,324	\$ -	10/2/2019
Palo Verde Union Elementary	Tulare	Palo Verde Elementary	50/72033-00-004	09/01/17	\$ 61,069	\$ 61,069	11/1/2019
Banta Elementary	San Joaquin	Banta Elementary	50/68486-00-003	09/29/17	\$ 196,978	\$ 196,978	11/1/2019
Greenfield Union Elementary	Monterey	Mary Chapa Literacy and Technology Academy	50/66035-00-003	10/03/17	\$ 749,769	\$ 749,769	1/6/2020
Antelope Elementary	Tehama	Antelope Elementary	50/71472-00-001	10/06/17	\$ 38,695	\$ -	1/6/2020
Antelope Elementary	Tehama	Antelope Elementary	50/71472-00-002	10/06/17	\$ 38,695	\$ -	1/6/2020
Antelope Elementary	Tehama	Antelope Elementary	50/71472-00-003	10/06/17	\$ 38,695	\$ -	1/6/2020
Antelope Elementary	Tehama	Antelope Elementary	50/71472-00-004	10/06/17	\$ 218,001	\$ -	1/6/2020
Milpitas Unified	Santa Clara	Mabel Mattos Elementary	50/73387-00-001	10/12/17	\$ 16,845,997	\$ -	1/6/2020
Firebaugh-Las Deltas Joint Unified	Fresno	Arthur E. Mills Intermediate	50/73809-00-005	10/12/17	\$ 397,254	\$ -	1/6/2020
Panama-Buena Vista Union	Kern	Dolores S. Whitney Elementary	50/63362-00-041	10/16/17	\$ 12,071,259	\$ -	1/6/2020
Folsom-Cordova Unified	Sacramento	Sutter Middle	50/67330-21-010	10/16/17	\$ 6,584,059	\$ -	1/6/2020
Folsom-Cordova Unified	Sacramento	Oak Chan Elementary	50/67330-21-011	10/16/17	\$ 8,445,042	\$ -	1/6/2020
Lancaster Elementary	Los Angeles	Linda Verde Elementary	50/64667-00-011	10/17/17	\$ 1,115,805	\$ -	1/6/2020
Greenfield Union Elementary	Monterey	Apple Avenue Elementary	50/66035-00-002	10/19/17	\$ 9,381,712	\$ 9,381,712	1/6/2020
Central Unified	Fresno	Hahn Phan Tilley	50/73965-00-019	10/23/17	\$ 11,679,644	\$ -	1/6/2020
Hollister Elementary	San Benito	Santana Ranch Elementary TK-8	50/67470-00-003	10/26/17	\$ 2,061,901	\$ 2,061,901	1/6/2020
Fremont Unified	Alameda	Lila Bringham Elementary	50/61176-00-011	10/31/17	\$ 32,667,294	\$ -	1/6/2020
San Benito High	San Benito	San Benito High	50/67538-00-002	10/31/17	\$ 5,002,975	\$ -	1/6/2020
San Marcos Unified	San Diego	Alvin M Dunn Elementary	50/73791-00-016	10/31/17	\$ 8,926,096	\$ -	1/6/2020
Dinuba Unified	Tulare	New High	50/75531-00-006	10/31/17	\$ 1,195,768	\$ 1,195,768	1/6/2020
Wiseburn Unified	Los Angeles	Wiseburn High	50/76869-00-001	10/31/17	\$ 963,069	\$ -	1/6/2020
San Marcos Unified	San Diego	Alvin M Dunn Elementary	50/73791-00-017	11/03/17	\$ 433,316	\$ -	2/26/2020
Oxnard Elementary	Ventura	Thurgood Marshall Elementary	50/72538-00-014	11/13/17	\$ 4,113,728	\$ -	2/26/2020
Lammersville Joint Unified	San Joaquin	Mountain House High	50/76760-00-008	11/29/17	\$ 4,515,588	\$ -	2/26/2020
Millville Elementary	Shasta	Millville Elementary	50/70052-00-002	12/04/17	\$ 387,910	\$ 387,910	2/26/2020
Hollister Elementary	San Benito	Sunnyslope Elementary	50/67470-00-004	12/07/17	\$ 5,060,372	\$ -	2/26/2020
Wasco Union Elementary	Kern	Teresa Burke Elementary	50/63842-00-004	12/11/17	\$ 926,805	\$ -	2/26/2020
Ceres Unified	Stanislaus	Central Valley High	50/71043-00-034	12/14/17	\$ 2,348,896	\$ -	2/26/2020
Beaumont Unified	Riverside	Starlight Elementary	50/66993-00-019	12/19/17	\$ 13,448,499	\$ -	2/26/2020
Kerman Unified	Fresno	Kerman High	50/73999-00-009	12/19/17	\$ 8,430,953	\$ -	2/26/2020
Santa Maria Joint Union High	Santa Barbara	Ernest Righetti High	50/69310-00-007	12/21/17	\$ 16,425,817	\$ -	3/4/2020
Irvine Unified	Orange	Stone Creek Elementary	50/73650-00-034	12/26/17	\$ 681,602	\$ -	3/4/2020
Fremont Unified	Alameda	American High	50/61176-00-012	01/02/18	\$ 8,941,241	\$ -	3/4/2020
Merced City Elementary	Merced	Franklin Elementary	50/65771-00-023	01/04/18	\$ 1,254,719	\$ -	3/4/2020
Butteville Union Elementary	Siskiyou	Butteville Elementary	50/70201-00-002	01/08/18	\$ 794,536	\$ -	3/4/2020
Menifee Union Elementary	Riverside	Elementary #14	50/67116-00-015	01/10/18	\$ 13,764,919	\$ -	3/4/2020
Rio Elementary	Ventura	Rio Steam K-8	50/72561-00-006	01/12/18	\$ 12,743,164	\$ -	3/4/2020
Redondo Beach Unified	Los Angeles	Redondo Union High	50/75341-00-001	01/16/18	\$ 2,646,278	\$ -	3/4/2020
San Ramon Valley Unified	Contra Costa	Stone Valley Middle	50/61804-00-042	01/17/18	\$ 2,259,928	\$ -	3/4/2020
Monson-Sultana Joint Union Elementary	Tulare	Monson-Sultana Elementary	50/72009-00-002	01/22/18	\$ 189,699	\$ 189,699	3/4/2020
Escondido Union	San Diego	Central Elementary	50/68098-00-009	01/23/18	\$ 3,704,661	\$ -	3/4/2020
Fairfield-Suisun Unified	Solano	Public Safety Academy	50/70540-00-027	01/25/18	\$ 4,803,198	\$ -	3/4/2020
Irvine Unified	Orange	Creekside High	50/73650-00-035	01/25/18	\$ 1,579,717	\$ -	3/4/2020
Irvine Unified	Orange	Sierra Vista Middle	50/73650-00-036	01/25/18	\$ 1,572,100	\$ -	3/4/2020
Irvine Unified	Orange	South Lake Middle	50/73650-00-037	01/25/18	\$ 870,227	\$ -	3/4/2020
Southern Kern Unified	Kern	Hamilton Elementary	50/63776-00-002	02/13/18	\$ 11,736,558	\$ 11,736,558	4/2/2020
West Park Elementary	Fresno	West Park Elementary	50/62539-00-001	02/15/18	\$ 528,065	\$ 528,065	4/2/2020
Beaumont Unified	Riverside	Beaumont Senior High	50/66993-00-020	02/20/18	\$ 965,901	\$ -	4/2/2020
Carpinteria Unified	Santa Barbara	Carpinteria Family	50/69146-00-002	02/27/18	\$ 1,382,615	\$ -	4/2/2020
Carpinteria Unified	Santa Barbara	Canalino Elementary	50/69146-00-003	02/27/18	\$ 1,252,982	\$ -	4/2/2020
Irvine Unified	Orange	Eastshore Elementary	50/73650-00-038	03/02/18	\$ 835,854	\$ -	4/2/2020
Irvine Unified	Orange	Venado Middle	50/73650-00-039	03/02/18	\$ 2,231,969	\$ -	4/2/2020
Corona-Norco Unified	Riverside	John Adams Elementary	50/67033-00-041	03/06/18	\$ 3,086,390	\$ -	4/2/2020
Roseville Joint Union High	Placer	New High School #6	50/66928-00-008	03/12/18	\$ 26,629,500	\$ -	
Tulare City	Tulare	Alpine Vista Elementary	50/72231-00-005	03/13/18	\$ 3,969,972	\$ -	
Gerber Union Elementary	Tehama	Gerber Elementary	50/71548-00-001	03/15/18	\$ 468,016	\$ 468,016	



SFP APPLICATIONS  
New Construction and Charter School Facilities Program  
- Workload as of July 31, 2020 -

District	County	Site Name	Application Number	OPSC Date Received	Estimated State Grant (a)	Financial Hardship (b)	Notification Occurred**
Newman-Crows Landing Unified	Stanislaus	Hurd Barrington Elementary	50/73601-00-005	03/16/18	\$ 578,350	\$ -	
Snowline Joint Unified	San Bernardino	New Elementary	50/73957-00-016	03/19/18	\$ 1,850,720	\$ 1,850,720	
Snowline Joint Unified	San Bernardino	New Elementary	50/73957-00-017	03/19/18	\$ 84,062	\$ 84,062	
Snowline Joint Unified	San Bernardino	New Elementary	50/73957-00-018	03/19/18	\$ 84,062	\$ 84,062	
San Jacinto Unified	Riverside	New Middle School	50/67249-00-017	03/21/18	\$ 25,322,444	\$ -	
Irvine Unified	Orange	Loma Ridge Elementary	50/73650-00-040	03/21/18	\$ 33,872,655	\$ -	
Guadalupe Union Elementary	Santa Barbara	New Middle	50/69203-00-001	03/22/18	\$ 9,470,146	\$ 9,470,146	
Livingston Union	Merced	Campus Park Elementary	50/65748-00-003	03/28/18	\$ 2,247,743	\$ -	
Livingston Union	Merced	Selma Herndon Elementary	50/65748-00-004	03/28/18	\$ 1,101,192	\$ -	
Livingston Union	Merced	Yamato Colony Elementary	50/65748-00-005	03/28/18	\$ 774,268	\$ -	
Victor Elementary	San Bernardino	Elementary School #20	50/67918-00-011	03/30/18	\$ 10,935,579	\$ -	
Madera Unified	Madera	Matilda Torres High	50/65243-00-011	04/03/18	\$ 36,161,659	\$ -	
San Jose Unified	Santa Clara	San Jose High	50/69666-00-001	04/06/18	\$ 471,583	\$ -	
Corona-Norco Unified	Riverside	Lincoln Alternative Elementary	50/67033-00-042	04/10/18	\$ 1,641,187	\$ -	
Irvine Unified	Orange	Rancho San Joaquin Middle	50/73650-00-041	04/11/18	\$ 1,108,967	\$ -	
Coalinga-Huron Unified	Fresno	Huron Elementary	50/62125-00-005	04/13/18	\$ 3,166,987	\$ -	
Coalinga-Huron Unified	Fresno	Henry F Bishop Elementary	50/62125-00-006	04/13/18	\$ 2,601,786	\$ -	
Coalinga-Huron Unified	Fresno	Nell Dawson Elementary	50/62125-00-007	04/13/18	\$ 3,397,140	\$ -	
Coalinga-Huron Unified	Fresno	Huron Middle	50/62125-00-008	04/13/18	\$ 3,304,410	\$ -	
Santa Maria Joint Union High	Santa Barbara	Ag Ed & Career Tech Center	50/69310-00-008	04/17/18	\$ 4,547,024	\$ -	
San Marcos Unified	San Diego	San Marcos Middle	50/73791-00-018	04/17/18	\$ 9,500,378	\$ -	
Clay Joint Elementary	Fresno	Clay Elementary	50/62109-00-003	04/19/18	\$ 1,422,476	\$ 1,422,476	
Buckeye Union Elementary	El Dorado	Charter Montessori Valley View Campus	50/61838-00-008	04/23/18	\$ 2,289,961	\$ -	
Oxnard	Ventura	Elm Street Elementary	50/72538-00-015	04/30/18	\$ 8,595,811	\$ -	
Oakley Union Elementary	Contra Costa	Summer Lake Elementary	50/61762-00-011	05/03/18	\$ 11,345,343	\$ 11,345,343	
Centinela Valley Union High	Los Angeles	Lawndale High	50/64352-00-006	05/04/18	\$ 5,840,880	\$ -	
Sutter Union High	Sutter	Sutter High	50/71449-00-003	05/08/18	\$ 6,127,663	\$ 6,127,663	
Sanger Unified	Fresno	Sanger Educational Complex	50/62414-00-022	05/11/18	\$ 24,284,563	\$ -	
Wasco Union Elementary	Kern	Palm Avenue Elementary	50/63842-00-005	05/21/18	\$ 1,363,433	\$ 1,363,433	
Visalia Unified	Tulare	Denton Elementary	50/72256-00-031	05/21/18	\$ 9,966,124	\$ -	
Jurupa Unified	Riverside	Glen Avon Elementary	50/67090-00-015	05/22/18	\$ 914,157	\$ -	
San Dieguito Union High	San Diego	Pacific Trails Middle	50/68346-00-005	05/29/18	\$ 6,239,976	\$ -	
Bakersfield City	Kern	Noble Elementary	50/63321-00-034	05/31/18	\$ 1,584,750	\$ -	
Konocti Unified	Lake	Lower Lake High	50/64022-00-001	05/31/18	\$ 478,657	\$ -	
Kern High	Kern	Independence High	50/63529-00-010	06/05/18	\$ 9,406,276	\$ -	
Caruthers Unified	Fresno	Caruthers Elementary	50/75598-00-001	06/05/18	\$ 1,702,182	\$ -	
Brea-Olinda Unified	Orange	Olinda Elementary	50/66449-00-002	06/08/18	\$ 867,837	\$ -	
Woodland Joint Unified	Yolo	Spring Lake Elementary	50/72710-00-006	06/08/18	\$ 4,633,025	\$ -	
Corona-Norco Unified	Riverside	Norco Elementary	50/67033-00-043	06/12/18	\$ 1,937,594	\$ -	
Riverdale Joint Unified	Fresno	Riverdale Elementary	50/75408-00-002	06/14/18	\$ 1,719,374	\$ -	
Fairfield-Suisun Unified	Solano	Grange Middle	50/70540-00-028	06/18/18	\$ 2,732,268	\$ -	
Walnut Valley Unified	Los Angeles	Quail Summit Elementary	50/73460-00-010	06/20/18	\$ 324,226	\$ -	
Lemoore Union High	Kings	Lemoore High	50/63982-00-002	06/22/18	\$ 1,221,650	\$ -	
Tulare Joint Union High	Tulare	Tulare Western High	50/72249-00-003	06/22/18	\$ 602,300	\$ -	
San Marcos Unified	San Diego	La Costa Meadows Elementary	50/73791-00-019	06/25/18	\$ 1,622,639	\$ -	
San Marcos Unified	San Diego	La Costa Meadows Elementary	50/73791-00-020	06/25/18	\$ 981,918	\$ -	
Dinuba Unified	Tulare	New High	50/75531-00-006	06/27/18	\$ 48,607,132	\$ 48,607,132	
Bakersfield City	Kern	Leo G Pauly Elementary	50/63321-00-035	06/28/18	\$ 1,464,460	\$ -	
Bakersfield City	Kern	Leo G Pauly Elementary	50/63321-00-036	06/28/18	\$ 1,692,826	\$ -	
Western Placer Unified	Placer	Glen Edwards Middle	50/66951-00-010	06/29/18	\$ 4,168,288	\$ -	
Fowler Unified	Fresno	Fowler High	50/62158-00-002	07/05/18	\$ 1,662,406	\$ -	
Guadalupe Union Elementary	Santa Barbara	Kermit McKenzie Junior High	50/69203-00-002	07/06/18	\$ 1,692,026	\$ -	
Irvine Unified	Orange	Cypress Village Elementary	50/73650-00-042	07/06/18	\$ 1,394,110	\$ -	
Irvine Unified	Orange	Woodbridge High	50/73650-00-043	07/06/18	\$ 3,041,419	\$ -	
Bakersfield City	Kern	Hort Elementary	50/63321-00-037	07/10/18	\$ 2,574,301	\$ -	
Bakersfield City	Kern	Bessie E Owens Intermediate	50/63321-00-038	07/12/18	\$ 1,416,427	\$ -	
Bakersfield City	Kern	Evergreen Elementary	50/63321-00-039	07/13/18	\$ 1,381,396	\$ -	
Merced City Elementary	Merced	Rudolph Rivera Elementary	50/65771-00-024	07/13/18	\$ 744,286	\$ -	
Imperial County Office of Education	Imperial	La Paloma Elementary	50/10132-01-005	07/16/18	\$ 117,011	\$ 117,011	

SFP APPLICATIONS  
New Construction and Charter School Facilities Program  
- Workload as of July 31, 2020 -

District	County	Site Name	Application Number	OPSC Date Received	Estimated State Grant (a)	Financial Hardship (b)	Notification Occurred**
Imperial County Office of Education	Imperial	Cross Elementary	50/10132-02-002	07/16/18	\$ 234,022	\$ 234,022	
Imperial County Office of Education	Imperial	Calexico High	50/10132-03-006	07/16/18	\$ 234,022	\$ 234,022	
Imperial County Office of Education	Imperial	La Victoria Elementary	50/10132-03-007	07/16/18	\$ 351,032	\$ 351,032	
Imperial County Office of Education	Imperial	De Anza 9th Grade Academy	50/10132-03-008	07/16/18	\$ 351,032	\$ 351,032	
Fairfield-Suisun Unified	Solano	Fairview Elementary	50/70540-00-029	07/16/18	\$ 2,577,077	\$ -	
Liberty Elementary	Tulare	Liberty Elementary	50/71985-00-004	07/16/18	\$ 3,015,213	\$ -	
Gustine Unified	Merced	Gustine High	50/73619-00-006	07/16/18	\$ 2,092,598	\$ 2,092,598	
Hanford Elementary	Kings	Martin Luther King Jr Elementary	50/63917-00-004	07/19/18	\$ 2,798,162	\$ -	
Sequoia Union High	San Mateo	TIDE Academy	50/69062-01-009	07/19/18	\$ 17,996,168	\$ -	
Oxnard	Ventura	Emilie Ritchen Elementary	50/72538-00-016	07/19/18	\$ 808,227	\$ -	
Oxnard	Ventura	Norman R Brekke Elementary	50/72538-00-017	07/19/18	\$ 645,848	\$ -	
Oxnard	Ventura	Christa McAuliffe Elementary	50/72538-00-018	07/19/18	\$ 863,865	\$ -	
Gustine Unified	Merced	Romero Elementary	50/73619-00-007	07/26/18	\$ 1,420,047	\$ 1,420,047	
Ripon Unified	San Joaquin	Colony Oak Elementary	50/68650-00-007	07/27/18	\$ 8,081,016	\$ -	
Oxnard	Ventura	Lemonwood Elementary	50/72538-00-019	07/27/18	\$ 1,937,447	\$ -	
Oxnard	Ventura	Elm Street Elementary	50/72538-00-020	07/27/18	\$ 832,824	\$ -	
Oxnard	Ventura	Thurgood Marshall Elementary	50/72538-00-021	07/27/18	\$ 957,376	\$ -	
Oxnard	Ventura	McKinna Elementary	50/72538-00-022	07/27/18	\$ 10,247,550	\$ -	
Oxnard	Ventura	McKinna Elementary	50/72538-00-023	07/27/18	\$ 960,061	\$ -	
Kern High	Kern	Frontier High	50/63529-00-011	07/30/18	\$ 4,390,293	\$ -	
Oxnard	Ventura	Ramona Elementary	50/72538-00-024	07/30/18	\$ 660,882	\$ -	
Irvine Unified	Orange	Springbrook Elementary	50/73650-00-044	07/30/18	\$ 1,626,156	\$ -	
Konocti Unified	Lake	Lower Lake Elementary	50/64022-00-002	08/06/18	\$ 350,352	\$ -	
Redlands Unified	San Bernardino	Mission Elementary	50/67843-00-009	08/06/18	\$ 532,726	\$ -	
Clovis Unified	Fresno	Reagan Elementary	50/62117-00-022	08/07/18	\$ 440,947	\$ -	
Clovis Unified	Fresno	Reyburn Intermediate	50/62117-00-023	08/07/18	\$ 441,108	\$ -	
Clovis Unified	Fresno	James S Fugman Elementary	50/62117-00-024	08/07/18	\$ 254,782	\$ -	
Atwater Elementary	Merced	Peggy Heller Elementary	50/65631-00-005	08/07/18	\$ 2,312,887	\$ -	
Tustin Unified	Orange	Robert Heideman Elementary	50/73643-00-022	08/07/18	\$ 1,447,625	\$ -	
Los Banos Unified	Merced	Pacheco High	50/65755-00-011	08/08/18	\$ 1,492,303	\$ -	
Southern Kern Unified	Kern	Tropico Middle	50/63776-00-004	08/09/18	\$ 11,870,062	\$ 11,870,062	
Los Banos Unified	Merced	Volta Elementary	50/65755-00-012	08/09/18	\$ 1,076,430	\$ -	
Pajaro Valley Unified	Santa Cruz	Aptos Junior High	50/69799-00-009	08/09/18	\$ 2,254,552	\$ -	
Pajaro Valley Unified	Santa Cruz	Valencia Elementary	50/69799-00-010	08/09/18	\$ 1,457,285	\$ -	
Chico Unified	Butte	Neal Dow Elementary	50/61424-00-007	08/10/18	\$ 1,589,066	\$ -	
Chico Unified	Butte	Marigold Elementary	50/61424-00-008	08/10/18	\$ 656,036	\$ -	
Chico Unified	Butte	Loma Vista	50/61424-00-009	08/10/18	\$ 667,338	\$ -	
Chico Unified	Butte	Shasta Elementary	50/61424-00-010	08/10/18	\$ 1,691,974	\$ -	
Albany City Unified	Alameda	Albany Middle	50/61127-00-003	08/13/18	\$ 4,492,118	\$ -	
Bakersfield City	Kern	New Elementary	50/63321-00-040	08/15/18	\$ 14,612,348	\$ 14,612,348	
Roberts Ferry Union Elementary	Stanislaus	Roberts Ferry Union Elementary	50/71233-00-002	08/15/18	\$ 537,066	\$ 537,066	
Monson-Sultana Joint Union Elementary	Tulare	Monson-Sultana Elementary	50/72009-00-003	08/15/18	\$ 1,324,540	\$ 1,324,540	
Willows Unified	Glenn	Murdock Elementary	50/62661-00-001	08/17/18	\$ 1,303,978	\$ -	
Centinela Valley Union High	Los Angeles	Hawthorne High	50/64352-00-007	08/17/18	\$ 1,122,890	\$ -	
Anaheim Union High	Orange	Dale Junior High	50/66431-05-002	08/17/18	\$ 2,491,096	\$ -	
Anaheim Union High	Orange	Oxford Academy	50/66431-05-003	08/17/18	\$ 1,470,799	\$ -	
Corona-Norco Unified	Riverside	Dr Bernice Jameson Todd Academy	50/67033-00-044	08/17/18	\$ 5,996,385	\$ -	
Templeton Unified	San Luis Obispo	Templeton High	50/68841-00-002	08/17/18	\$ 3,406,620	\$ -	
Gustine Unified	Merced	Gustine Middle	50/73619-00-008	08/17/18	\$ 1,458,100	\$ 1,458,100	
Gustine Unified	Merced	Gustine Elementary	50/73619-00-009	08/17/18	\$ 1,433,571	\$ 1,433,571	
Irvine Unified	Orange	Canyon View Elementary	50/73650-00-045	08/17/18	\$ 932,595	\$ -	
Yuba County Office of Education	Yuba	Virginia School	50/10587-00-004	08/22/18	\$ 613,950	\$ 613,950	
Yuba County Office of Education	Yuba	Virginia School	50/10587-00-005	08/22/18	\$ 382,468	\$ 382,468	
Corona-Norco Unified	Riverside	Rondo Elementary	50/67033-00-045	08/22/18	\$ 16,832,543	\$ -	
San Dieguito Union High	San Diego	San Dieguito High Academy	50/68346-00-006***	08/23/18	\$ 6,836,372	\$ -	
Rocklin Unified	Placer	Elementary #12	50/75085-00-014***	08/23/18	\$ 16,135,519	\$ -	
San Carlos Elementary	San Mateo	San Carlos Charter Learning Center	50/69021-00-001***	08/24/18	\$ 5,939,528	\$ -	
Irvine Unified	Orange	Meadow Park Elementary	50/73650-00-046***	08/24/18	\$ 1,149,109	\$ -	
Irvine Unified	Orange	Brywood Elementary	50/73650-00-047***	08/24/18	\$ 1,094,082	\$ -	

SFP APPLICATIONS  
New Construction and Charter School Facilities Program  
- Workload as of July 31, 2020 -

District	County	Site Name	Application Number	OPSC Date Received	Estimated State Grant (a)	Financial Hardship (b)	Notification Occurred**
Roseville City Elementary	Placer	Riego Creek Elementary	50/66910-00-015***	08/29/18	\$ 13,101,726	\$ -	
Tahoe-Truckee Unified	Placer	Kings Beach Elementary	50/66944-00-006***	08/29/18	\$ 1,810,817	\$ -	
Tahoe-Truckee Unified	Placer	Tahoe Truckee High	50/66944-00-007***	08/29/18	\$ 7,839,397	\$ -	
Tahoe-Truckee Unified	Placer	Donner Trail Elementary	50/66944-00-008***	08/29/18	\$ 564,411	\$ -	
Los Angeles Unified	Los Angeles	Castlebay Lane Elementary	50/64733-00-144***	08/30/18	\$ 2,539,262	\$ -	
Los Angeles Unified	Los Angeles	Latona Avenue Elementary	50/64733-00-145***	08/30/18	\$ 2,758,524	\$ -	
Los Angeles Unified	Los Angeles	Porter Ranch Community	50/64733-00-146***	08/30/18	\$ 3,054,672	\$ -	
Los Angeles Unified	Los Angeles	Normont Elementary	50/64733-00-147***	08/30/18	\$ 2,467,384	\$ -	
Los Angeles Unified	Los Angeles	Multnomah Street Elementary	50/64733-34-001***	08/30/18	\$ 2,490,317	\$ -	
Galt Joint Union High	Sacramento	Galt High	50/67355-00-006***	09/04/18	\$ 2,262,821	\$ -	
Los Angeles Unified	Los Angeles	Berendo Middle	50/64733-00-148***	09/05/18	\$ 2,756,321	\$ -	
Sacramento County Office of Education	Sacramento	New Community School	50/10348-00-004***	09/06/18	\$ 675,200	\$ 675,200	
Robla Elementary	Sacramento	Main Avenue Elementary	50/67421-00-001***	09/06/18	\$ 2,737,939	\$ -	
Robla Elementary	Sacramento	Main Avenue Elementary	50/67421-00-002***	09/06/18	\$ 1,707,611	\$ -	
Jacoby Creek Elementary	Humboldt	Jacoby Creek	50/62893-00-001***	09/07/18	\$ 347,010	\$ 347,010	
Tulare Joint Union High	Tulare	Tulare Union High	50/72249-00-004***	09/07/18	\$ 3,358,975	\$ -	
Stockton Unified	San Joaquin	Kennedy Elementary	50/68676-01-003***	09/10/18	\$ 6,750,094	\$ -	
Sanger Unified	Fresno	Ronald W Reagan Elementary	50/62414-00-023***	09/12/18	\$ 429,395	\$ -	
Brawley Elementary	Imperial	La Paloma	50/63073-00-002***	09/12/18	\$ 12,914,632	\$ -	
Los Angeles Unified	Los Angeles	Porter Ranch Community	50/64733-00-149***	09/12/18	\$ 3,478,337	\$ -	
Los Angeles Unified	Los Angeles	Crenshaw Senior High	51/64733-00-004*	09/17/18	\$ 3,570,460	\$ -	
San Juan Unified	Sacramento	CMP San Juan @ American River	54/67447-00-006	06/25/20	\$ 6,200,907	\$ -	
Mountain Valley Unified	Trinity	Hayfork Elementary	51/75028-00-004	06/26/20	\$ 1,877,937	\$ 1,877,937	
West Contra Costa USD	Contra Costa	Caliber - Beta	54/61796-04-001	07/23/20	\$ 7,398,725	\$ -	
West Contra Costa USD	Contra Costa	Caliber - Beta	54/61796-04-002	07/23/20	\$ 5,597,342	\$ -	

Summary of New Construction Funding	Total (in Dollars)
Estimated State Grant (Column F)	\$ 904,734,293
Financial Hardship (Column G)	\$ 147,244,496
<b>Total of Estimated State Grant and Financial Hardship</b>	<b>\$ 1,051,978,789</b>

New Construction Funding	Estimated State Grant	Financial Hardship
Funding Sub-totals	\$ 880,088,923	\$ 145,366,560
Facility Hardship - Non-Seismic	\$ 1,877,937	\$ 1,877,937
<b>Funding Total</b>	<b>\$ 1,029,211,355</b>	
Facility Hardship - Seismic	\$ 3,570,460	\$ -
<b>Charter Schools</b>	<b>\$ 19,196,974</b>	<b>\$ -</b>

(a) Represents estimated state share of project including excessive cost grants. Amounts shown have not been reviewed by OPSC for compliance with all School Facility Program requirements.

(b) Represents estimated financial hardship. Amounts shown have not been reviewed by OPSC for compliance with all School Facility Program requirements.

\*Facility Hardship project requesting Seismic Mitigation Program funding.

\*\* School districts have been notified that the Office of Public School Construction will begin processing the district's application in the near future.

\*\*\* These applications exceed the available bond authority. The applications were submitted prior to OPSC's notification to school districts to submit a school board resolution with the application.

SFP APPLICATIONS  
Modernization School Facilities Program  
- Workload as of July 31, 2020 -

District	County	Site Name	Application Number	OPSC Date Received	Estimated State Grant (a)	Financial Hardship (b)	Notification Occurred**
Newcastle Elementary	Placer	Newcastle Elementary	57/66852-00-002	02/07/17	\$ 80,508	\$ 53,672	6/11/2019
Los Angeles Unified	Los Angeles	Belmont Senior High	57/64733-11-013	06/06/17	\$ 1,992,944	\$ -	8/6/2019
Los Angeles Unified	Los Angeles	Loreto Street Elementary	57/64733-00-604	06/12/17	\$ 969,228	\$ -	8/6/2019
Los Angeles Unified	Los Angeles	West Vernon Avenue Elementary	57/64733-00-605	06/12/17	\$ 3,129,659	\$ -	8/6/2019
Los Angeles Unified	Los Angeles	Alphonso B Perez Special Education Center	57/64733-00-606	06/12/17	\$ 2,182,080	\$ -	8/6/2019
Los Angeles Unified	Los Angeles	Loren Miller Elementary	57/64733-00-607	06/12/17	\$ 2,062,559	\$ -	8/6/2019
Los Angeles Unified	Los Angeles	Marvin Elementary	57/64733-00-608	06/12/17	\$ 1,761,910	\$ -	8/6/2019
Los Angeles Unified	Los Angeles	Fairfax Senior High	57/64733-00-609	06/12/17	\$ 2,391,709	\$ -	8/6/2019
Los Angeles Unified	Los Angeles	Robert Louis Stevenson Middle	57/64733-05-017	06/20/17	\$ 1,225,590	\$ -	8/6/2019
Twin Rivers Unified	Sacramento	Foothill High	57/76505-00-045	06/21/17	\$ 215,624	\$ -	9/4/2019
Twin Rivers Unified	Sacramento	D. W. Babcock Elementary	57/76505-00-068	06/21/17	\$ 12,100	\$ -	9/4/2019
Los Angeles Unified	Los Angeles	Hoover Street Elementary	57/64733-00-620	07/18/17	\$ 2,493,434	\$ -	9/4/2019
Los Angeles Unified	Los Angeles	El Sereno Middle	57/64733-34-016	07/18/17	\$ 467,371	\$ -	9/4/2019
Los Angeles Unified	Los Angeles	White Point Elementary	57/64733-00-624	08/01/17	\$ 1,863,739	\$ -	9/4/2019
Burbank Unified	Los Angeles	Thomas Jefferson Elementary	57/64337-00-018	08/22/17	\$ 138,270	\$ -	10/2/2019
Central Union Elementary	Kings	Akers Elementary	57/63883-00-001	09/01/17	\$ 434,796	\$ 289,864	11/1/2019
Palo Verde Union Elementary	Tulare	Palo Verde Elementary	57/72033-00-002	09/01/17	\$ 30,247	\$ 20,164	11/1/2019
Los Angeles Unified	Los Angeles	Robert Frost Middle	57/64733-00-632	09/13/17	\$ 5,038,547	\$ -	11/1/2019
Burbank Unified	Los Angeles	Bret Harte Elementary	57/64337-00-019	09/21/17	\$ 138,270	\$ -	11/1/2019
Norwalk-La Mirada Unified	Los Angeles	John H. Glenn High	57/64840-00-027	10/04/17	\$ 1,520,177	\$ -	1/6/2020
Norwalk-La Mirada Unified	Los Angeles	Corvallis Middle	57/64840-00-028	10/06/17	\$ 1,587,197	\$ -	1/6/2020
Norwalk-La Mirada Unified	Los Angeles	Reginald M. Benton Middle	57/64840-00-029	10/06/17	\$ 784,751	\$ -	1/6/2020
Los Angeles Unified	Los Angeles	Emelita Street Elementary	57/64733-00-635	10/11/17	\$ 1,075,775	\$ -	1/6/2020
Escondido Union	San Diego	Orange Glen Elementary	57/68098-00-015	10/12/17	\$ 2,211,945	\$ -	1/6/2020
Firebaugh-Las Deltas Joint Unified	Fresno	Arthur E. Mills Intermediate	57/73809-00-005	10/12/17	\$ 937,217	\$ -	1/6/2020
Cutler-Orosi Joint Unified	Tulare	Orosi High	57/71860-00-009	10/16/17	\$ 505,872	\$ 337,248	1/6/2020
Burbank Unified	Los Angeles	R. L. Stevenson Elementary	57/64337-00-020	10/17/17	\$ 605,944	\$ -	1/6/2020
Los Angeles Unified	Los Angeles	Palms Middle	57/64733-00-636	10/17/17	\$ 3,047,951	\$ -	1/6/2020
Southern Humboldt Joint Unified	Humboldt	Redway Elementary	57/63040-00-002	10/18/17	\$ 1,701,739	\$ -	1/6/2020
Newhall Elementary	Los Angeles	Peachland Avenue Elementary	57/64832-00-005	10/19/17	\$ 1,460,819	\$ -	1/6/2020
Columbia Elementary	Shasta	Columbia Elementary	57/69948-00-002	10/20/17	\$ 2,262,817	\$ -	1/6/2020
Los Angeles Unified	Los Angeles	Broadous Elementary	57/64733-00-637	10/25/17	\$ 713,401	\$ -	1/6/2020
Anaheim Union High	Orange	Anaheim High	57/66431-00-016	10/25/17	\$ 6,422,590	\$ -	1/6/2020
Anaheim Union High	Orange	Cypress High	57/66431-00-017	10/25/17	\$ 3,942,420	\$ -	1/6/2020
Downey Unified	Los Angeles	Rio Hondo Elementary	57/64451-00-030	10/27/17	\$ 1,879,657	\$ -	1/6/2020
Gridley Unified	Butte	Sycamore Middle	57/75507-00-001	10/28/17	\$ 669,187	\$ -	6/11/2019
San Marcos Unified	San Diego	Alvin M. Dunn Elementary	57/73791-00-006	10/31/17	\$ 749,808	\$ -	1/6/2020
Los Angeles Unified	Los Angeles	Olive Vista Middle	57/64733-00-638	11/01/17	\$ 6,669,152	\$ -	2/26/2020
San Benito High	San Benito	San Benito High	57/67538-00-006	11/03/17	\$ 11,291,330	\$ -	2/26/2020
San Marcos Unified	San Diego	Alvin M. Dunn Elementary	57/73791-00-007	11/03/17	\$ 2,716,054	\$ -	2/26/2020
Jurupa Unified	Riverside	Mission Bell Elementary	57/67090-00-013	11/09/17	\$ 1,435,563	\$ -	2/26/2020
Chaffey Joint Union High	San Bernardino	Chaffey High	57/67652-00-006	11/09/17	\$ 21,161,925	\$ -	2/26/2020
Armona Union Elementary	Kings	Armona Elementary	57/63875-00-002	11/13/17	\$ 366,389	\$ 244,260	2/26/2020
Romoland Elementary	Riverside	Romoland Elementary	57/67231-00-002	11/14/17	\$ 2,021,328	\$ -	2/26/2020
Visalia Unified	Tulare	Mineral King Elementary	57/72256-00-022	11/16/17	\$ 4,085,803	\$ -	2/26/2020
Muroc Joint Unified	Kern	Bailey Avenue Elementary	57/63685-00-009	11/22/17	\$ 348,035	\$ 232,023	2/26/2020
Elk Grove Unified	Sacramento	Franklin High	57/67314-00-020	11/28/17	\$ 1,131,367	\$ -	2/26/2020
San Jacinto Unified	Riverside	San Jacinto High	57/67249-00-008	11/29/17	\$ 2,089,406	\$ -	2/26/2020
Corona-Norco Unified	Riverside	Centennial High	57/67033-00-017	11/30/17	\$ 1,344,548	\$ -	2/26/2020
Fullerton Joint Union High	Orange	Fullerton Union High	57/66514-00-018	12/01/17	\$ 981,045	\$ -	2/26/2020
Millville Elementary	Shasta	Millville Elementary	57/70052-00-003	12/04/17	\$ 678,155	\$ 452,103	2/26/2020
Los Angeles Unified	Los Angeles	La Salle Avenue Elementary	57/64733-00-639	12/05/17	\$ 3,367,284	\$ -	2/26/2020
Elk Grove Unified	Sacramento	Laguna Creek High	57/67314-00-021	12/05/17	\$ 3,491,746	\$ -	2/26/2020
Buena Park Elementary	Orange	Buena Park Junior High	57/66456-00-008	12/07/17	\$ 2,068,018	\$ -	2/26/2020
Buena Park Elementary	Orange	Carl E. Gilbert Elementary	57/66456-00-009	12/07/17	\$ 1,114,370	\$ -	2/26/2020
Buena Park Elementary	Orange	James A. Whitaker Elementary	57/66456-00-010	12/07/17	\$ 1,570,372	\$ -	2/26/2020
Buena Park Elementary	Orange	Charles G. Emery Elementary	57/66456-00-011	12/07/17	\$ 997,188	\$ -	2/26/2020
Buena Park Elementary	Orange	Mabel L. Pendleton Elementary	57/66456-00-012	12/07/17	\$ 1,104,993	\$ -	2/26/2020
Centralia Elementary	Orange	Centralia Elementary	57/66472-00-010	12/07/17	\$ 1,644,013	\$ -	2/26/2020
San Bernardino City Unified	San Bernardino	Muscoy Elementary	57/67876-00-106	12/07/17	\$ 509,155	\$ -	2/26/2020
San Ysidro Elementary	San Diego	Smythe Elementary	57/68379-00-002	12/07/17	\$ 3,108,949	\$ -	2/26/2020
San Ysidro Elementary	San Diego	La Mirada Elementary	57/68379-00-003	12/07/17	\$ 2,652,962	\$ -	2/26/2020

SFP APPLICATIONS  
Modernization School Facilities Program  
- Workload as of July 31, 2020 -

District	County	Site Name	Application Number	OPSC Date Received	Estimated State Grant (a)	Financial Hardship (b)	Notification Occurred**
Santa Ynez Valley Union High	Santa Barbara	Santa Ynez Valley Union High	57/69328-00-001	12/07/17	\$ 9,557,589	\$ -	2/26/2020
Buena Park Elementary	Orange	Arthur F. Corey Elementary	57/66456-00-013	12/15/17	\$ 1,132,892	\$ -	2/26/2020
Buena Park Elementary	Orange	Gordon H. Beatty Elementary	57/66456-00-014	12/15/17	\$ 1,300,307	\$ -	2/26/2020
Trinity Alps Unified	Trinity	Trinity High	57/76513-00-001	12/15/17	\$ 3,719,508	\$ -	2/26/2020
Downey Unified	Los Angeles	Gauldin Elementary	57/64451-00-031	12/18/17	\$ 1,809,488	\$ -	2/26/2020
San Marino Unified	Los Angeles	Huntington Middle	57/64964-00-008	12/20/17	\$ 2,431,828	\$ -	3/4/2020
Del Mar Union Elementary	San Diego	Carmel Del Mar Elementary	57/68056-00-004	12/22/17	\$ 2,376,647	\$ -	3/4/2020
Lowell Joint	Los Angeles	Olita Elementary	57/64766-00-001	12/26/17	\$ 3,060,024	\$ -	3/4/2020
Irvine Unified	Orange	Stone Creek Elementary	57/73650-00-024	12/26/17	\$ 1,411,210	\$ -	3/4/2020
Hayward Unified	Alameda	Hayward High	57/61192-00-003	12/28/17	\$ 9,871,566	\$ -	3/4/2020
Hayward Unified	Alameda	Tennyson High	57/61192-00-004	12/28/17	\$ 2,954,628	\$ -	3/4/2020
Hayward Unified	Alameda	Mt Eden High	57/61192-00-005	12/28/17	\$ 10,564,457	\$ -	3/4/2020
Clovis Unified	Fresno	Buchanan High	57/62117-00-056	01/02/18	\$ 10,402,026	\$ -	3/4/2020
Cypress Elementary	Orange	Margaret Landell Elementary	57/66480-00-006	01/02/18	\$ 988,220	\$ -	3/4/2020
Elk Grove Unified	Sacramento	Valley High	57/67314-00-022	01/04/18	\$ 1,570,493	\$ -	3/4/2020
Jurupa Unified	Riverside	Rubidoux High	57/67090-00-014	01/08/18	\$ 5,548,044	\$ -	3/4/2020
Buellton Union Elementary	Santa Barbara	Jonata Middle	57/69138-00-002	01/08/18	\$ 1,405,957	\$ -	3/4/2020
Butteville Union Elementary	Siskiyou	Butteville Elementary	57/70201-00-002	01/08/18	\$ 93,592	\$ 62,394	3/4/2020
William S. Hart Union High	Los Angeles	Placerita Junior High	57/65136-00-010	01/16/18	\$ 1,492,386	\$ -	3/4/2020
Alhambra Unified	Los Angeles	Repetto Elementary	57/75713-00-028	01/16/18	\$ 2,931,994	\$ -	3/4/2020
Alhambra Unified	Los Angeles	Monterey Highlands Elementary	57/75713-00-029	01/16/18	\$ 1,706,453	\$ -	3/4/2020
San Ramon Valley Unified	Contra Costa	Stone Valley Middle	57/61804-00-032	01/17/18	\$ 4,133,251	\$ -	3/4/2020
Monson-Sultana Joint Union Elementary	Tulare	Monson-Sultana Elementary	57/72009-00-002	01/22/18	\$ 118,375	\$ 78,917	3/4/2020
Elk Grove Unified	Sacramento	Sierra-Enterprise Elementary	57/67314-00-023	01/24/18	\$ 1,549,084	\$ -	3/4/2020
Merced City Elementary	Merced	Luther Burbank Elementary	57/65771-00-015	01/25/18	\$ 1,852,259	\$ -	3/4/2020
Elk Grove Unified	Sacramento	Florin High	57/67314-00-024	01/25/18	\$ 5,258,009	\$ -	3/4/2020
Irvine Unified	Orange	Irvine High	57/73650-00-025	01/25/18	\$ 3,874,257	\$ -	3/4/2020
Irvine Unified	Orange	University High	57/73650-00-026	01/25/18	\$ 654,092	\$ -	3/4/2020
Los Angeles Unified	Los Angeles	George Washington Carver Middle	57/64733-00-640	02/07/18	\$ 4,864,058	\$ -	3/4/2020
Los Angeles Unified	Los Angeles	Harrison Street Elementary	57/64733-00-641	02/12/18	\$ 1,904,407	\$ -	4/2/2020
Los Angeles Unified	Los Angeles	First Street Elementary	57/64733-00-642	02/12/18	\$ 2,634,671	\$ -	4/2/2020
Los Angeles Unified	Los Angeles	Main Street Elementary	57/64733-00-643	02/12/18	\$ 8,234,489	\$ -	4/2/2020
San Diego Unified	San Diego	University City High	57/68338-00-230	02/13/18	\$ 12,621,539	\$ -	4/2/2020
Temecula Valley Unified	Riverside	Temecula Middle	57/75192-00-009	02/13/18	\$ 5,317,887	\$ -	4/2/2020
Atwater Elementary	Merced	Mitchell Intermediate	57/65631-00-007	02/15/18	\$ 5,526,380	\$ -	4/2/2020
Atwater Elementary	Merced	Bellevue Elementary	57/65631-00-008	02/15/18	\$ 467,043	\$ -	4/2/2020
Grossmont Union High	San Diego	Granite Hills High	57/68130-00-027	02/15/18	\$ 619,301	\$ -	4/2/2020
Twin Rivers Unified	Sacramento	Warren A Allison Elementary	57/76505-00-055	02/16/18	\$ 644,619	\$ -	4/2/2020
Twin Rivers Unified	Sacramento	Westside Elementary	57/76505-00-056	02/16/18	\$ 1,170,571	\$ -	4/2/2020
Los Angeles Unified	Los Angeles	Nobel Junior Magnet Center	57/64733-00-644	02/20/18	\$ 2,641,139	\$ -	4/2/2020
Los Angeles Unified	Los Angeles	Wilmington Middle	57/64733-00-645	02/20/18	\$ 1,404,708	\$ -	4/2/2020
Los Angeles Unified	Los Angeles	Albion Street Elementary	57/64733-00-647	02/20/18	\$ 2,199,699	\$ -	4/2/2020
Los Angeles Unified	Los Angeles	Edwin Markham Middle	57/64733-00-648	02/20/18	\$ 2,487,925	\$ -	4/2/2020
Los Angeles Unified	Los Angeles	Florence Nightingale Middle	57/64733-08-007	02/20/18	\$ 2,028,913	\$ -	4/2/2020
Los Angeles Unified	Los Angeles	Haddon Avenue Elementary	57/64733-28-017	02/20/18	\$ 536,406	\$ -	4/2/2020
Los Angeles Unified	Los Angeles	Glenn Hammond Curtiss Middle	57/64733-32-023	02/20/18	\$ 930,225	\$ -	4/2/2020
Los Angeles Unified	Los Angeles	Jordan High School Magnet	57/64733-68-008	02/20/18	\$ 2,284,577	\$ -	4/2/2020
Twin Rivers Unified	Sacramento	Rio Linda High	57/76505-00-057	02/20/18	\$ 1,687,709	\$ -	4/2/2020
Kentfield Elementary	Marin	Adaline E Kent Middle	57/65334-00-003	02/26/18	\$ 1,206,043	\$ -	4/2/2020
Los Angeles Unified	Los Angeles	Robert F Kennedy Elementary	57/64733-00-649	02/27/18	\$ 526,280	\$ -	4/2/2020
Los Angeles Unified	Los Angeles	Sixty-Eighth Street Elementary	57/64733-00-650	02/27/18	\$ 1,012,789	\$ -	4/2/2020
Los Angeles Unified	Los Angeles	Ulysses S Grant Senior High	57/64733-00-651	02/27/18	\$ 2,313,254	\$ -	4/2/2020
Los Angeles Unified	Los Angeles	Bell Senior High	57/64733-00-652	02/27/18	\$ 2,904,452	\$ -	4/2/2020
San Ramon Valley Unified	Contra Costa	California High	57/61804-00-033	03/01/18	\$ 920,156	\$ -	4/2/2020
Irvine Unified	Orange	Eastshore Elementary	57/73650-00-027	03/02/18	\$ 694,305	\$ -	4/2/2020
Irvine Unified	Orange	Springbrook Elementary	57/73650-00-028	03/02/18	\$ 3,097,577	\$ -	4/2/2020
Irvine Unified	Orange	Westpark Elementary	57/73650-00-029	03/02/18	\$ 3,415,758	\$ -	4/2/2020
Los Angeles Unified	Los Angeles	Rowan Avenue Elementary	57/64733-00-653	03/07/18	\$ 3,054,459	\$ -	4/2/2020
Los Angeles Unified	Los Angeles	Kester Avenue Elementary	57/64733-00-654	03/07/18	\$ 837,340	\$ -	4/2/2020
Los Angeles Unified	Los Angeles	Chandler Elementary School	57/64733-00-655	03/07/18	\$ 552,849	\$ -	4/2/2020
Los Angeles Unified	Los Angeles	Locke High School	57/64733-00-656	03/07/18	\$ 2,788,345	\$ -	4/2/2020
Los Angeles Unified	Los Angeles	Eagle Rock High	57/64733-00-657	03/07/18	\$ 5,881,556	\$ -	4/2/2020



SFP APPLICATIONS  
Modernization School Facilities Program  
- Workload as of July 31, 2020 -

District	County	Site Name	Application Number	OPSC Date Received	Estimated State Grant (a)	Financial Hardship (b)	Notification Occurred**
Los Angeles Unified	Los Angeles	Woodrow Wilson Senior High	57/64733-00-658	03/07/18	\$ 3,778,899	\$ -	4/2/2020
Los Angeles Unified	Los Angeles	John F Kennedy High	57/64733-00-659	03/07/18	\$ 1,186,141	\$ -	4/2/2020
Los Angeles Unified	Los Angeles	John Marshall Senior High	57/64733-12-010	03/07/18	\$ 2,007,360	\$ -	4/2/2020
Los Angeles Unified	Los Angeles	Western Avenue Elementary	57/64733-25-011	03/07/18	\$ 3,032,859	\$ -	4/2/2020
Los Angeles Unified	Los Angeles	Gault Street Elementary	57/64733-37-007	03/07/18	\$ 370,632	\$ -	4/2/2020
Los Angeles Unified	Los Angeles	Bonita Street Elementary	57/64733-54-026	03/07/18	\$ 572,611	\$ -	4/2/2020
South San Francisco Unified	San Mateo	Monte Verde Elementary	57/69070-00-016	03/09/18	\$ 983,845	\$ -	
Delano Union Elementary	Kern	Del Vista Elementary	57/63404-00-003	03/13/18	\$ 3,013,353	\$ 2,008,902	
Dinuba Unified	Tulare	Roosevelt Elementary	57/75531-00-011	03/13/18	\$ 1,548,789	\$ 1,032,526	
Los Angeles Unified	Los Angeles	McKinley Avenue Elementary	57/64733-00-660	03/14/18	\$ 348,676	\$ -	
Los Angeles Unified	Los Angeles	Taft (William Howard) High	57/64733-00-661	03/14/18	\$ 721,067	\$ -	
Los Angeles Unified	Los Angeles	Benjamin Franklin Senior High	57/64733-00-662	03/14/18	\$ 797,799	\$ -	
Los Angeles Unified	Los Angeles	Hollywood Senior High	57/64733-00-663	03/14/18	\$ 6,482,058	\$ -	
Los Angeles Unified	Los Angeles	Reseda Elementary	57/64733-00-664	03/14/18	\$ 1,482,368	\$ -	
Los Angeles Unified	Los Angeles	James Monroe High	57/64733-00-665	03/14/18	\$ 2,292,973	\$ -	
Los Angeles Unified	Los Angeles	South Gate Middle	57/64733-16-012	03/14/18	\$ 1,154,193	\$ -	
Los Angeles Unified	Los Angeles	Van Nuys Senior High	57/64733-27-010	03/14/18	\$ 6,339,910	\$ -	
Los Angeles Unified	Los Angeles	Grover Cleveland High	57/64733-41-007	03/14/18	\$ 4,262,185	\$ -	
Los Angeles Unified	Los Angeles	Pacific Boulevard	57/64733-74-002	03/14/18	\$ 747,956	\$ -	
Gerber Union Elementary	Tehama	Gerber Elementary	57/71548-00-002	03/15/18	\$ 116,939	\$ 77,959	
Twin Rivers Unified	Sacramento	Madison Elementary	57/76505-00-058	03/15/18	\$ 1,189,769	\$ -	
Temecula Valley Unified	Riverside	Paloma Elementary	57/75192-00-010	03/20/18	\$ 1,520,714	\$ -	
Temecula Valley Unified	Riverside	Red Hawk Elementary	57/75192-00-011	03/20/18	\$ 2,813,360	\$ -	
Temecula Valley Unified	Riverside	Pauba Valley Elementary	57/75192-00-012	03/20/18	\$ 1,520,714	\$ -	
Long Beach Unified	Los Angeles	Roosevelt Elementary	57/64725-05-001	03/21/18	\$ 6,227,165	\$ -	
Los Angeles Unified	Los Angeles	Belmont Senior High	57/64733-00-666	03/21/18	\$ 2,606,931	\$ -	
Los Angeles Unified	Los Angeles	Balboa Gifted/High Ability Magnet Elementary	57/64733-00-667	03/21/18	\$ 784,830	\$ -	
Los Angeles Unified	Los Angeles	Millikan Middle	57/64733-00-668	03/21/18	\$ 956,714	\$ -	
Los Angeles Unified	Los Angeles	Lull Special Education	57/64733-00-669	03/21/18	\$ 696,153	\$ -	
Los Angeles Unified	Los Angeles	52nd Street Elementary	57/64733-00-670	03/21/18	\$ 2,152,602	\$ -	
Mother Lode Union Elementary	El Dorado	Indian Creek Elementary	57/61929-00-005	03/22/18	\$ 2,336,628	\$ -	
Waugh Elementary	Sonoma	Meadow Elementary	57/70995-00-001	03/22/18	\$ 1,033,178	\$ -	
Benicia Unified	Solano	Joe Henderson Elementary	57/70524-00-010	03/23/18	\$ 724,721	\$ -	
Benicia Unified	Solano	Benicia Middle	57/70524-00-011	03/26/18	\$ 830,584	\$ -	
Benicia Unified	Solano	Matthew Turner Elementary	57/70524-00-012	03/26/18	\$ 787,575	\$ -	
Los Angeles Unified	Los Angeles	El Camino Real High	57/64733-44-006	03/28/18	\$ 1,071,828	\$ -	
Livingston Union	Merced	Campus Park Elementary	57/65748-00-003	03/28/18	\$ 1,398,819	\$ -	
Livingston Union	Merced	Selma Herndon Elementary	57/65748-00-004	03/28/18	\$ 1,233,166	\$ -	
Livingston Union	Merced	Yamato Colony Elementary	57/65748-00-005	03/28/18	\$ 2,686,921	\$ -	
Cutler-Orosi Joint Unified	Tulare	Palm Elementary	57/71860-00-010	03/28/18	\$ 1,020,048	\$ -	
Cutler-Orosi Joint Unified	Tulare	Golden Valley Elementary	57/71860-00-011	03/28/18	\$ 3,172,443	\$ -	
Cutler-Orosi Joint Unified	Tulare	El Monte Middle	57/71860-00-012	03/28/18	\$ 1,744,081	\$ -	
Dublin Unified	Alameda	Dublin High	57/75093-00-010	03/28/18	\$ 9,246,629	\$ -	
Temple City Unified	Los Angeles	Longden Elementary	57/65052-00-012	03/30/18	\$ 4,207,743	\$ -	
Alvord Unified	Riverside	Valley View Elementary	57/66977-00-019	03/30/18	\$ 1,134,030	\$ -	
Santa Ynez Valley Union High	Santa Barbara	Santa Ynez Valley Union High	57/69328-00-002	03/30/18	\$ 9,690,985	\$ -	
Delano Union Elementary	Kern	Albany Park Elementary	57/63404-00-004	04/02/18	\$ 2,143,037	\$ 1,428,691	
Delano Union Elementary	Kern	Nueva Vista Language Academy	57/63404-00-005	04/02/18	\$ 2,479,934	\$ 1,653,289	
Standard Elementary	Kern	Standard Middle	57/63792-00-002	04/02/18	\$ 6,160,251	\$ -	
Buckeye Union Elementary	El Dorado	Blue Oak Elementary	57/61838-00-008	04/03/18	\$ 2,975,476	\$ -	
Los Angeles Unified	Los Angeles	Venice Senior High	57/64733-00-671	04/04/18	\$ 7,404,266	\$ -	
Los Angeles Unified	Los Angeles	San Fernando Middle	57/64733-28-016	04/04/18	\$ 2,280,771	\$ -	
Benicia Unified	Solano	Mary Farmer Elementary	57/70524-00-013	04/05/18	\$ 728,292	\$ -	
Benicia Unified	Solano	Robert Semple Elementary	57/70524-00-014	04/05/18	\$ 728,292	\$ -	
Los Angeles Unified	Los Angeles	Los Angeles Center for Enriched Studies	57/64733-00-672	04/11/18	\$ 3,988,704	\$ -	
San Bernardino City Unified	San Bernardino	San Andreas High	57/67876-00-107	04/11/18	\$ 646,695	\$ -	
Irvine Unified	Orange	Rancho San Joaquin Middle	57/73650-00-030	04/11/18	\$ 543,617	\$ -	
Mujroc Joint Unified	Kern	Bailey Avenue Elementary	57/63685-00-009	04/12/18	\$ 3,160,473	\$ 2,106,982	
Coalinga-Huron Unified	Fresno	Huron Elementary	57/62125-00-008	04/13/18	\$ 3,663,751	\$ -	
Davis Joint Unified	Yolo	Davis Senior High	57/72678-00-014	04/13/18	\$ 1,399,278	\$ -	
Benicia Unified	Solano	Benicia High	57/70524-00-015	04/16/18	\$ 3,765,446	\$ -	
Fullerton Joint Union High	Orange	Sunny Hills High	57/66514-00-019	04/17/18	\$ 98,846	\$ -	

SFP APPLICATIONS  
Modernization School Facilities Program  
- Workload as of July 31, 2020 -

District	County	Site Name	Application Number	OPSC Date Received	Estimated State Grant (a)	Financial Hardship (b)	Notification Occurred**
Fullerton Joint Union High	Orange	Troy High	57/66514-00-020	04/17/18	\$ 1,713,218	\$ -	
Los Angeles Unified	Los Angeles	Chatsworth High	57/64733-00-673	04/18/18	\$ 4,929,033	\$ -	
Los Angeles Unified	Los Angeles	Lorena Street Elementary	57/64733-00-674	04/18/18	\$ 1,037,103	\$ -	
Los Angeles Unified	Los Angeles	Banning (Phineas) Senior High	57/64733-32-024	04/18/18	\$ 1,041,187	\$ -	
Clay Joint Elementary	Fresno	Clay Elementary	57/62109-00-003	04/19/18	\$ 772,104	\$ -	
Elk Grove Unified	Sacramento	Elk Grove Elementary	57/67314-00-025	04/23/18	\$ 1,016,091	\$ -	
Tahoe-Truckee Unified	Placer	Glenshire Elementary	57/66944-00-014	04/24/18	\$ 837,536	\$ -	
Sacramento City Unified	Sacramento	C K McClatchy High	57/67439-00-076	04/24/18	\$ 2,545,153	\$ -	
South San Francisco Unified	San Mateo	South San Francisco High	57/69070-00-017	04/24/18	\$ 746,113	\$ -	
Cupertino Union	Santa Clara	Cupertino Middle	57/69419-00-026	04/24/18	\$ 3,096,480	\$ -	
Cupertino Union	Santa Clara	Manuel De Vargas Elementary	57/69419-00-027	04/24/18	\$ 632,641	\$ -	
Cupertino Union	Santa Clara	Montclair Elementary	57/69419-00-028	04/24/18	\$ 647,975	\$ -	
Golden Plains Unified	Fresno	Tranquillity High	57/75234-00-005	04/24/18	\$ 1,386,105	\$ -	
Los Angeles Unified	Los Angeles	Verdugo Hills Senior High	57/64733-00-675	04/25/18	\$ 2,416,917	\$ -	
Los Angeles Unified	Los Angeles	Gridley Street Elementary	57/64733-00-676	04/25/18	\$ 1,095,306	\$ -	
Los Angeles Unified	Los Angeles	Sylmar Senior High	57/64733-00-677	04/25/18	\$ 866,850	\$ -	
Los Angeles Unified	Los Angeles	Taft (William Howard) Senior High	57/64733-00-678	04/25/18	\$ 1,124,582	\$ -	
Los Angeles Unified	Los Angeles	Reseda Elementary	57/64733-00-679	04/25/18	\$ 685,352	\$ -	
Los Angeles Unified	Los Angeles	Coldwater Canyon Elementary	57/64733-00-680	04/25/18	\$ 3,245,312	\$ -	
Los Angeles Unified	Los Angeles	Thomas Jefferson Senior High	57/64733-13-010	04/25/18	\$ 1,883,555	\$ -	
Los Angeles Unified	Los Angeles	Carson Senior High	57/64733-54-027	04/25/18	\$ 6,125,746	\$ -	
Lakeport Unified	Lake	Clear Lake High	57/64030-00-008	04/26/18	\$ 784,683	\$ -	
Black Butte Union Elementary	Shasta	Black Butte Elementary	57/69880-00-003	05/01/18	\$ 796,401	\$ -	
Los Angeles Unified	Los Angeles	Annalee Avenue Elementary	57/64733-00-681	05/02/18	\$ 668,195	\$ -	
Los Angeles Unified	Los Angeles	Alexander Hamilton Senior High	57/64733-00-682	05/02/18	\$ 1,207,579	\$ -	
Los Angeles Unified	Los Angeles	Walter Reed Middle	57/64733-00-683	05/02/18	\$ 1,630,748	\$ -	
Los Angeles Unified	Los Angeles	Downtown Business High	57/64733-00-684	05/02/18	\$ 5,096,247	\$ -	
Los Angeles Unified	Los Angeles	Joseph Le Conte Middle	57/64733-00-685	05/02/18	\$ 609,079	\$ -	
Las Virgenes Unified	Los Angeles	Lupin Hill Elementary	57/64683-00-010	05/03/18	\$ 907,224	\$ -	
Centinela Valley Union High	Los Angeles	Lawndale High	57/64352-00-007	05/04/18	\$ 1,666,540	\$ -	
Golden Plains Unified	Fresno	Helm Elementary	57/75234-00-006	05/04/18	\$ 273,216	\$ -	
South San Francisco Unified	San Mateo	Spruce Elementary	57/69070-00-018	05/07/18	\$ 963,293	\$ -	
South San Francisco Unified	San Mateo	Ponderosa Elementary	57/69070-00-019	05/07/18	\$ 667,709	\$ -	
Cupertino Union	Santa Clara	Nelson S Dilworth Elementary	57/69419-00-029	05/07/18	\$ 510,003	\$ -	
Soquel Union Elementary	Santa Cruz	Soquel Elementary	57/69849-00-006	05/07/18	\$ 227,584	\$ -	
Soquel Union Elementary	Santa Cruz	Santa Cruz Gardens Elementary	57/69849-00-007	05/07/18	\$ 45,993	\$ -	
Soquel Union Elementary	Santa Cruz	Main Street Elementary	57/69849-00-008	05/07/18	\$ 484,424	\$ -	
Kelseyville Unified	Lake	Kelseyville High	57/64014-00-002	05/08/18	\$ 3,235,923	\$ -	
Visalia Unified	Tulare	Goshen Elementary	57/72256-00-023	05/08/18	\$ 1,637,692	\$ -	
Visalia Unified	Tulare	Mt Whitney High	57/72256-00-024	05/08/18	\$ 1,606,243	\$ -	
Visalia Unified	Tulare	Redwood High	57/72256-00-025	05/08/18	\$ 673,562	\$ -	
Visalia Unified	Tulare	Royal Oaks Elementary	57/72256-00-026	05/08/18	\$ 859,384	\$ -	
Norwalk-La Mirada Unified	Los Angeles	Julia B Morrison Elementary	57/64840-00-030	05/10/18	\$ 178,787	\$ -	
Oxnard	Ventura	Harrington Elementary	57/72538-00-027	05/10/18	\$ 584,890	\$ -	
Irvine Unified	Orange	Brywood Elementary	57/73650-00-031	05/10/18	\$ 2,870,668	\$ -	
Hollister	San Benito	Rancho San Justo	57/67470-00-003	05/11/18	\$ 1,567,920	\$ -	
Willows Unified	Glenn	Willows High	57/62661-00-005	05/15/18	\$ 2,842,688	\$ -	
Los Angeles Unified	Los Angeles	Logan Street Elementary	57/64733-00-686	05/15/18	\$ 656,134	\$ -	
Los Angeles Unified	Los Angeles	Humphreys Avenue Elementary	57/64733-00-687	05/15/18	\$ 6,897,346	\$ -	
Los Angeles Unified	Los Angeles	Audubon Middle	57/64733-00-688	05/15/18	\$ 3,835,933	\$ -	
Los Angeles Unified	Los Angeles	Francisco Bravo Medical Magnet High	57/64733-00-689	05/15/18	\$ 1,895,608	\$ -	
Los Angeles Unified	Los Angeles	Loyola Village Elementary	57/64733-00-690	05/15/18	\$ 561,038	\$ -	
Los Angeles Unified	Los Angeles	Theodore Roosevelt Senior High	57/64733-05-018	05/15/18	\$ 2,530,954	\$ -	
Barstow Unified	San Bernardino	Skyline North Elementary	57/67611-00-002	05/16/18	\$ 2,775,233	\$ -	
Twin Rivers Unified	Sacramento	Pacific Career and Technology High	57/76505-00-059	05/16/18	\$ 2,455,163	\$ -	
Twin Rivers Unified	Sacramento	Hazel Strauch Elementary	57/76505-00-060	05/16/18	\$ 1,475,739	\$ -	
Twin Rivers Unified	Sacramento	Sierra View Elementary	57/76505-00-061	05/16/18	\$ 662,000	\$ -	
Twin Rivers Unified	Sacramento	Pioneer Elementary	57/76505-00-062	05/16/18	\$ 1,116,763	\$ -	
Twin Rivers Unified	Sacramento	Kohler Elementary	57/76505-00-063	05/16/18	\$ 540,891	\$ -	
Coalinga-Huron Unified	Fresno	Sunset Elementary	57/62125-00-009	05/17/18	\$ 1,901,985	\$ -	
Coalinga-Huron Unified	Fresno	Henry F Bishop Elementary	57/62125-00-010	05/17/18	\$ 654,137	\$ -	
Hollister	San Benito	Gabilan Hills	57/67470-00-004	05/17/18	\$ 896,187	\$ -	

SFP APPLICATIONS  
Modernization School Facilities Program  
- Workload as of July 31, 2020 -

District	County	Site Name	Application Number	OPSC Date Received	Estimated State Grant (a)	Financial Hardship (b)	Notification Occurred**
Gravenstein Union Elementary	Sonoma	Gravenstein Elementary	57/70714-00-003	05/17/18	\$ 2,144,261	\$ -	
Wasco Union Elementary	Kern	Palm Avenue Elementary	57/63842-00-004	05/21/18	\$ 949,748	\$ 633,165	
Elk Grove Unified	Sacramento	Union House Elementary	57/67314-00-026	05/21/18	\$ 1,603,056	\$ -	
Tustin Unified	Orange	Robert Heideman Elementary	57/73643-00-022	05/21/18	\$ 2,913,416	\$ -	
Konocti Unified	Lake	Konocti Education Center	57/64022-00-012	05/22/18	\$ 872,113	\$ -	
Los Angeles Unified	Los Angeles	Charles Maclay Middle	57/64733-00-691	05/22/18	\$ 2,688,503	\$ -	
Los Angeles Unified	Los Angeles	Forty-Ninth Street Elementary	57/64733-00-692	05/22/18	\$ 551,314	\$ -	
Los Angeles Unified	Los Angeles	Apperson Street Elementary	57/64733-00-693	05/22/18	\$ 838,001	\$ -	
Los Angeles Unified	Los Angeles	Los Angeles High	57/64733-00-694	05/22/18	\$ 3,975,731	\$ -	
Los Angeles Unified	Los Angeles	Garden Grove Elementary	57/64733-00-695	05/22/18	\$ 711,536	\$ -	
Round Valley Unified	Mendocino	Round Valley High	57/65607-00-001	05/22/18	\$ 1,003,579	\$ -	
Round Valley Unified	Mendocino	Round Valley Elementary	57/65607-00-002	05/22/18	\$ 1,554,144	\$ -	
Jurupa Unified	Riverside	Glen Avon Elementary	57/67090-00-015	05/22/18	\$ 3,271,033	\$ -	
Grossmont Union High	San Diego	Valhalla High	57/68130-12-001	05/22/18	\$ 424,477	\$ -	
San Dieguito Union High	San Diego	Torrey Pines High	57/68346-00-007	05/22/18	\$ 13,663,077	\$ -	
Morgan Hill Unified	Santa Clara	Paradise Valley Engineering Academy	57/69583-00-012	05/22/18	\$ 2,318,970	\$ -	
Morgan Hill Unified	Santa Clara	Paradise Valley Engineering Academy	57/69583-00-013	05/22/18	\$ 614,091	\$ -	
Oxnard	Ventura	Lemonwood Elementary	57/72538-00-028	05/24/18	\$ 818,846	\$ -	
Elk Grove Unified	Sacramento	John Reith Elementary	57/67314-00-027	05/25/18	\$ 2,635,486	\$ -	
Los Angeles Unified	Los Angeles	Emerson (Ralph Waldo) Junior M	57/64733-00-696	05/29/18	\$ 1,002,746	\$ -	
Los Angeles Unified	Los Angeles	Johnnie Cochran, Jr, Middle	57/64733-00-697	05/29/18	\$ 2,116,017	\$ -	
Los Angeles Unified	Los Angeles	North Hollywood Senior High	57/64733-22-014	05/29/18	\$ 3,567,845	\$ -	
West Covina Unified	Los Angeles	West Covina High	57/65094-00-014	05/30/18	\$ 4,443,279	\$ -	
San Juan Unified	Sacramento	Fair Oaks Elementary	57/67447-00-063	05/30/18	\$ 1,347,587	\$ -	
Hollister	San Benito	R O Hardin Elementary	57/67470-00-005	05/30/18	\$ 4,306,262	\$ -	
Atascadero Unified	San Luis Obispo	Santa Margarita Elementary	57/68700-00-007	05/30/18	\$ 2,043,520	\$ -	
Santa Ana Unified	Orange	Washington Elementary	57/66670-00-053	05/31/18	\$ 4,236,001	\$ -	
Cambrian	Santa Clara	Ida Price Middle	57/69385-00-014	06/04/18	\$ 2,259,551	\$ -	
Cambrian	Santa Clara	Steindorf STEAM K-8 Magnet	57/69385-00-015	06/04/18	\$ 2,739,367	\$ -	
Cambrian	Santa Clara	Bagby Elementary	57/69385-00-016	06/04/18	\$ 410,783	\$ -	
Cambrian	Santa Clara	Farnham Elementary	57/69385-00-017	06/04/18	\$ 874,369	\$ -	
Cambrian	Santa Clara	Fammatre Elementary	57/69385-00-018	06/04/18	\$ 884,080	\$ -	
Dublin Unified	Alameda	Murray Elementary	57/75093-00-011	06/05/18	\$ 2,238,407	\$ -	
Clovis Unified	Fresno	Lincoln Elementary	57/62117-00-057	06/06/18	\$ 616,620	\$ -	
Dublin Unified	Alameda	Wells Middle	57/75093-00-012	06/06/18	\$ 1,048,020	\$ -	
Dublin Unified	Alameda	Wells Middle	57/75093-00-013	06/06/18	\$ 1,870,401	\$ -	
Dublin Unified	Alameda	Dublin Elementary	57/75093-00-014	06/06/18	\$ 2,924,401	\$ -	
Galt Joint Union High	Sacramento	Galt High	57/67355-00-002	06/08/18	\$ 4,162,983	\$ -	
San Bernardino City Unified	San Bernardino	San Bernardino High	57/67876-00-108	06/12/18	\$ 2,511,541	\$ -	
Los Angeles Unified	Los Angeles	Cienega Elementary	57/64733-00-698	06/13/18	\$ 1,370,920	\$ -	
Los Angeles Unified	Los Angeles	Canoga Park Senior High	57/64733-00-699	06/13/18	\$ 4,964,944	\$ -	
Los Angeles Unified	Los Angeles	Harrison Street Elementary	57/64733-00-700	06/13/18	\$ 1,024,516	\$ -	
Riverdale Joint Unified	Fresno	Riverdale Elementary	57/75408-00-006	06/14/18	\$ 690,356	\$ -	
Tracy Joint Unified	San Joaquin	Central Elementary	57/75499-00-012	06/14/18	\$ 2,987,345	\$ -	
Solana Beach Elementary	San Diego	Solana Highlands Elementary	57/68387-00-003	06/15/18	\$ 2,573,516	\$ -	
Barstow Unified	San Bernardino	Barstow Fine Arts Academy (formerly Barstow Intermediate)	57/67611-00-003	06/18/18	\$ 4,053,288	\$ -	
Pleasant View Elementary	Tulare	Pleasant View Elementary	57/72058-00-002	06/18/18	\$ 1,278,676	\$ 852,451	
Twin Rivers Unified	Sacramento	Harmon Johnson Elementary	57/76505-00-064	06/19/18	\$ 4,102,973	\$ -	
Centralia Elementary	Orange	George B Miller Elementary	57/66472-00-011	06/22/18	\$ 332,218	\$ -	
Centralia Elementary	Orange	Raymond Temple Elementary	57/66472-00-012	06/22/18	\$ 687,831	\$ -	
Grossmont Union High	San Diego	El Cajon Valley High	57/68130-00-028	06/22/18	\$ 3,143,831	\$ -	
Sweetwater Union High	San Diego	Bonita Vista Middle	57/68411-00-049	06/25/18	\$ 1,419,295	\$ -	
San Marcos Unified	San Diego	La Costa Meadows Elementary	57/73791-00-008	06/25/18	\$ 4,494,708	\$ -	
Colton Joint Unified	San Bernardino	Michael D'Arcy Elementary	57/67686-00-025	06/26/18	\$ 607,820	\$ -	
San Ramon Valley Unified	Contra Costa	California High	57/61804-00-034	06/28/18	\$ 3,194,794	\$ -	
Clovis Unified	Fresno	Alta Sierra Intermediate	57/62117-00-058	06/28/18	\$ 4,357,733	\$ -	
Santa Ana Unified	Orange	Garfield Elementary	57/66670-00-054	06/28/18	\$ 3,245,002	\$ -	
Grossmont Union High	San Diego	West Hills High	57/68130-00-029	06/28/18	\$ 6,613,614	\$ -	
Rescue Union Elementary	El Dorado	Lake Forest Elementary	57/61978-00-004	06/29/18	\$ 1,988,626	\$ -	
Western Placer Unified	Placer	Glen Edwards Middle	57/66951-00-003	06/29/18	\$ 5,187,814	\$ -	
Wright Elementary	Sonoma	J X Wilson Elementary	57/71035-00-003	07/03/18	\$ 290,190	\$ -	
Hydesville Elementary	Humboldt	Hydesville Elementary	57/62885-00-002	07/06/18	\$ 259,295	\$ -	



SFP APPLICATIONS  
Modernization School Facilities Program  
- Workload as of July 31, 2020 -

District	County	Site Name	Application Number	OPSC Date Received	Estimated State Grant (a)	Financial Hardship (b)	Notification Occurred**
Elk Grove Unified	Sacramento	Samuel Jackman Middle	57/67314-00-028	07/09/18	\$ 3,294,373	\$ -	
Elk Grove Unified	Sacramento	Eddy Middle School	57/67314-00-029	07/09/18	\$ 4,124,718	\$ -	
Elk Grove Unified	Sacramento	David Reese Elementary	57/67314-00-030	07/09/18	\$ 1,585,986	\$ -	
Elk Grove Unified	Sacramento	Jackson Elementary	57/67314-00-031	07/09/18	\$ 1,792,428	\$ -	
Elk Grove Unified	Sacramento	Florin Elementary	57/67314-00-032	07/10/18	\$ 2,821,509	\$ -	
Los Angeles Unified	Los Angeles	Dodson Middle School	57/64733-20-020	07/11/18	\$ 2,394,270	\$ -	
Muroc Joint Unified	Kern	Boron Junior-Senior High	57/63685-00-010	07/12/18	\$ 3,108,287	\$ -	
Del Norte County Unified	Del Norte	Joe Hamilton Elementary	57/61820-00-007	07/13/18	\$ 500,295	\$ -	
Golden Plains Unified	Fresno	San Joaquin Elementary	57/75234-00-007	07/13/18	\$ 3,776,997	\$ -	
Imperial County Office of Education	Imperial	De Anza 9th Grade Academy	57/10132-00-002	07/16/18	\$ 319,723	\$ 213,149	
Elk Grove Unified	Sacramento	Florin High	57/67314-00-033	07/16/18	\$ 6,021,182	\$ -	
Solana Beach Elementary	San Diego	Skyline Elementary	57/68387-00-004	07/17/18	\$ 591,537	\$ -	
Firebaugh-Las Deltas Unified	Fresno	Firebaugh Middle	57/73809-00-006	07/17/18	\$ 513,079	\$ -	
Norwalk-La Mirada Unified	Los Angeles	Los Alisos Middle	57/64840-00-031	07/18/18	\$ 1,508,943	\$ -	
Fountain Valley Elementary	Orange	Masuda (Kazuo) Middle	57/66498-00-012	07/19/18	\$ 2,829,122	\$ -	
La Honda-Pescadero Unified	San Mateo	La Honda Elementary	57/68940-00-001	07/19/18	\$ 769,626	\$ -	
Sequoia Union High	San Mateo	Sequoia High	57/69062-00-038	07/19/18	\$ 2,850,756	\$ -	
Franklin-McKinley Elementary	Santa Clara	Windmill Springs Elementary	57/69450-00-011	07/19/18	\$ 2,646,603	\$ -	
Franklin-McKinley Elementary	Santa Clara	Windmill Springs Elementary	57/69450-00-012	07/19/18	\$ 577,483	\$ -	
Torrance Unified	Los Angeles	Edward J Richardson Middle	57/65060-00-046	07/20/18	\$ 855,104	\$ -	
Ocean View Elementary	Orange	Westmont Elementary	57/66613-00-023	07/20/18	\$ 148,414	\$ -	
William S. Hart Union High	Los Angeles	Sierra Vista Junior High	57/65136-00-011	07/24/18	\$ 121,354	\$ -	
Fullerton Joint Union High	Orange	La Habra High	57/66514-00-021	07/24/18	\$ 964,915	\$ -	
Atascadero Unified	San Luis Obispo	Atascadero High	57/68700-00-008	07/24/18	\$ 1,343,650	\$ -	
Fairfield-Suisun Unified	Solano	Fairview Elementary	57/70540-00-018	07/24/18	\$ 2,802,793	\$ -	
Fairfield-Suisun Unified	Solano	Grange Middle	57/70540-00-019	07/24/18	\$ 1,245,177	\$ -	
Dublin Unified	Alameda	Dublin Elementary	57/75093-00-015	07/24/18	\$ 1,034,478	\$ -	
Norwalk-La Mirada Unified	Los Angeles	Arlie F Hutchinson Middle	57/64840-00-032	07/26/18	\$ 790,339	\$ -	
Norwalk-La Mirada Unified	Los Angeles	Gardenhill Elementary	57/64840-00-033	07/26/18	\$ 197,889	\$ -	
Garden Grove Unified	Orange	Merton E Hill Elementary	57/66522-00-087	07/26/18	\$ 228,917	\$ -	
Garden Grove Unified	Orange	C C Violette Elementary	57/66522-00-088	07/26/18	\$ 697,426	\$ -	
Garden Grove Unified	Orange	Heritage Elementary	57/66522-00-089	07/26/18	\$ 794,110	\$ -	
Oxnard Elementary	Ventura	Elm Street Elementary	57/72538-00-029	07/27/18	\$ 404,879	\$ -	
Oxnard Elementary	Ventura	McKinna Elementary	57/72538-00-030	07/27/18	\$ 467,912	\$ -	
Healdsburg Unified	Sonoma	Healdsburg Junior High	57/75390-00-003	07/30/18	\$ 2,573,598	\$ -	
Healdsburg Unified	Sonoma	Healdsburg High	57/75390-00-004	07/30/18	\$ 5,546,148	\$ -	
Barstow Unified	San Bernardino	Barstow Junior High	57/67611-00-004	07/31/18	\$ 5,061,294	\$ -	
Natomas Unified	Sacramento	Jefferson Elementary	57/75283-00-005	07/31/18	\$ 2,663,525	\$ -	
Los Angeles Unified	Los Angeles	Walnut Park Elementary	57/64733-00-701	08/01/18	\$ 454,404	\$ -	
Los Angeles Unified	Los Angeles	Fairfax Senior High	57/64733-00-702	08/01/18	\$ 1,160,178	\$ -	
Anaheim Union High	Orange	John F Kennedy High	57/66431-00-018	08/02/18	\$ 1,533,622	\$ -	
Anaheim Union High	Orange	John F Kennedy High	57/66431-00-019	08/02/18	\$ 1,942,357	\$ -	
Exeter Unified	Tulare	Wilson Middle	57/76836-00-001	08/02/18	\$ 988,148	\$ -	
Konocti Unified	Lake	Lower Lake Elementary	57/64022-00-013	08/06/18	\$ 2,618,613	\$ -	
Pomona Unified	Los Angeles	Alcott Elementary	57/64907-00-032	08/06/18	\$ 583,195	\$ -	
Pomona Unified	Los Angeles	Washington Elementary	57/64907-00-033	08/07/18	\$ 1,677,895	\$ -	
Newcastle Elementary	Placer	Newcastle Elementary	57/66852-00-002	08/07/18	\$ 756,513	\$ 504,342	
Los Nietos Elementary	Los Angeles	Los Nietos Middle	57/64758-00-005	08/08/18	\$ 4,492,891	\$ -	
Whittier City Elementary	Los Angeles	Walter F Dexter Middle	57/65110-00-014	08/08/18	\$ 4,321,829	\$ -	
Saddleback Valley Unified	Orange	Portola Hills Elementary	57/73635-00-040	08/08/18	\$ 4,443,161	\$ -	
Berkeley Unified	Alameda	John Muir Elementary	57/61143-00-018	08/09/18	\$ 2,594,312	\$ -	
Chico Unified	Butte	Neal Dow Elementary	57/61424-00-006	08/10/18	\$ 2,038,050	\$ -	
Chico Unified	Butte	Marigold Elementary	57/61424-00-007	08/10/18	\$ 2,585,715	\$ -	
Chico Unified	Butte	Loma Vista	57/61424-00-008	08/10/18	\$ 246,682	\$ -	
Chico Unified	Butte	Shasta Elementary	57/61424-00-009	08/10/18	\$ 2,133,364	\$ -	
San Antonio Union Elementary	Monterey	San Antonio Elementary	57/66167-00-002	08/13/18	\$ 196,390	\$ -	
Fruitvale Elementary	Kern	Discovery Elementary	57/63479-00-003	08/14/18	\$ 3,053,627	\$ -	
Fruitvale Elementary	Kern	Quailwood Elementary	57/63479-00-004	08/14/18	\$ 98,944	\$ -	
Fruitvale Elementary	Kern	Fruitvale Junior High	57/63479-00-005	08/14/18	\$ 944,020	\$ -	
Roberts Ferry Union Elementary	Stanislaus	Roberts Ferry Union Elementary	57/71233-00-002	08/15/18	\$ 53,085	\$ 35,390	
Los Angeles Unified	Los Angeles	Widney (Joseph Pomeroy) High	58/64733-00-004*	08/15/18	\$ 825,597	\$ -	
Willows Unified	Glenn	Willows Intermediate	57/62661-00-006	08/17/18	\$ 587,603	\$ -	

SFP APPLICATIONS  
Modernization School Facilities Program  
- Workload as of July 31, 2020 -

District	County	Site Name	Application Number	OPSC Date Received	Estimated State Grant (a)	Financial Hardship (b)	Notification Occurred**
Willows Unified	Glenn	Murdock Elementary	57/62661-00-007	08/17/18	\$ 2,003,968	\$ -	-
Santa Ana Unified	Orange	George Washington Carver Elementary	57/66670-00-055	08/17/18	\$ 2,972,873	\$ -	-
Irvine Unified	Orange	Canyon View Elementary	57/73650-00-032	08/17/18	\$ 1,671,074	\$ -	-
Hughson Unified	Stanislaus	Emilie J Ross Middle	57/75549-00-004	08/17/18	\$ 422,593	\$ -	-
Hughson Unified	Stanislaus	Hughson Elementary	57/75549-00-005	08/17/18	\$ 1,813,478	\$ -	-
Central Union Elementary	Kings	Akers Elementary	57/63883-00-001	08/22/18	\$ 3,604,760	\$ 2,403,173	-
Central Union Elementary	Kings	R J Neutra Elementary	57/63883-00-002	08/22/18	\$ 334,924	\$ 223,283	-
Central Union Elementary	Kings	Central Elementary	57/63883-00-003	08/22/18	\$ 210,870	\$ 140,580	-
Central Union Elementary	Kings	Stratford Elementary	57/63883-00-004	08/22/18	\$ 204,582	\$ 136,388	-
San Dieguito Union High	San Diego	San Dieguito High Academy	57/68346-00-008	08/23/18	\$ 5,284,508	\$ -	-
Ballico-Cressey Elementary	Merced	Ballico Elementary	57/65649-00-001	08/24/18	\$ 1,457,146	\$ 971,431	-
Ballico-Cressey Elementary	Merced	Cressey Elementary	57/65649-00-002	08/24/18	\$ 796,291	\$ 530,861	-
Huntington Beach City Elementary	Orange	Ralph E Hawes Elementary	57/66530-00-019	08/24/18	\$ 878,806	\$ -	-
Tahoe-Truckee Unified	Placer	Kings Beach Elementary	57/66944-00-015	08/29/18	\$ 1,334,568	\$ -	-
Irvine Unified	Orange	Meadow Park Elementary	57/73650-00-033	08/29/18	\$ 2,526,142	\$ -	-
Lake Elementary	Glenn	Lake Elementary	57/62596-00-002	08/30/18	\$ 199,611	\$ 133,074	-
Rescue Union Elementary	El Dorado	Marina Village Middle	57/61978-00-005	08/31/18	\$ 3,517,807	\$ -	-
Nevada Joint Union High	Nevada	Bear River High	57/66357-00-011	08/31/18	\$ 1,701,785	\$ -	-
Nevada Joint Union High	Nevada	Nevada Union High	57/66357-00-012	08/31/18	\$ 2,688,984	\$ -	-
Galt Joint Union High	Sacramento	Galt High	57/67355-00-003	09/04/18	\$ 6,409,302	\$ -	-
Golden Plains Unified	Fresno	Tranquillity Elementary	57/75234-00-008	09/04/18	\$ 292,319	\$ -	-
Anaheim Union High	Orange	Dale Junior High	57/66431-00-020	09/05/18	\$ 2,140,488	\$ -	-
Alta Loma Elementary	San Bernardino	Hermosa Elementary	57/67595-00-007	09/05/18	\$ 2,690,494	\$ -	-
Alta Loma Elementary	San Bernardino	Deer Canyon Elementary	57/67595-00-008	09/05/18	\$ 2,877,659	\$ -	-
Central Union High	Imperial	Southwest High	57/63115-00-004	09/06/18	\$ 1,517,899	\$ -	-
Robla Elementary	Sacramento	Main Avenue Elementary	57/67421-00-002	09/06/18	\$ 1,349,608	\$ -	-
Campbell Union High	Santa Clara	Branham High	57/69401-00-022	09/06/18	\$ 1,886,758	\$ -	-
Jacoby Creek Elementary	Humboldt	Jacoby Creek	57/62893-00-002	09/07/18	\$ 226,432	\$ 150,955	-
Twin Rivers Unified	Sacramento	Vineland Elementary	57/76505-00-065	09/07/18	\$ 987,407	\$ -	-
Clovis Unified	Fresno	Liberty Elementary	57/62117-00-059	09/10/18	\$ 2,193,297	\$ -	-
Ripon Unified	San Joaquin	Colony Oak Elementary	57/68650-00-004	09/10/18	\$ 2,462,491	\$ -	-
South San Francisco Unified	San Mateo	Westborough Middle	57/69070-00-020	09/12/18	\$ 304,412	\$ -	-
Gilroy Unified	Santa Clara	Gilroy High	57/69484-00-009	09/12/18	\$ 919,980	\$ -	-
Anaheim Union High	Orange	Savanna High	57/66431-00-022	09/13/18	\$ 3,673,572	\$ -	-
Tahoe-Truckee Unified	Placer	Donner Trail Elementary	57/66944-00-016	09/13/18	\$ 326,254	\$ -	-
Berkeley Unified	Alameda	Berkeley High	57/61143-00-019	09/14/18	\$ 17,680,064	\$ -	-
Berkeley Unified	Alameda	Jefferson Elementary	57/61143-00-020	09/14/18	\$ 841,012	\$ -	-
Burbank Unified	Los Angeles	George Washington Elementary	57/64337-00-021	09/14/18	\$ 565,643	\$ -	-
Burbank Unified	Los Angeles	Theodore Roosevelt Elementary	57/64337-00-022	09/14/18	\$ 1,282,669	\$ -	-
Castro Valley Unified	Alameda	Canyon Middle	57/61150-00-025	09/17/18	\$ 1,369,317	\$ -	-
Colton Joint Unified	San Bernardino	Colton Middle	57/67686-00-026	09/17/18	\$ 2,585,057	\$ -	-
Franklin-McKinley Elementary	Santa Clara	G W Hellyer Elementary	57/69450-00-013	09/17/18	\$ 1,394,725	\$ -	-
Washington Colony Elementary	Fresno	Washington Colony Elementary	57/62513-00-002	09/18/18	\$ 169,187	\$ 112,791	-
Elk Grove Unified	Sacramento	Union House Elementary	57/67314-00-034	09/18/18	\$ 1,338,228	\$ -	-
Kings River Union Elementary	Tulare	Kings River Elementary	57/71969-00-002	09/18/18	\$ 192,184	\$ 128,122	-
Anaheim Union High	Orange	Oxford Academy	57/66431-00-023	09/19/18	\$ 2,216,299	\$ -	-
Twin Rivers Unified	Sacramento	Frederick Joyce Elementary	57/76505-00-066	09/19/18	\$ 3,874,280	\$ -	-
Yuba County Office of Education	Yuba	Goldfield School (Sdl)	57/10587-00-003	09/20/18	\$ 367,576	\$ 245,051	-
Live Oak Unified	Sutter	Live Oak Middle	57/71399-00-002	09/21/18	\$ 1,003,548	\$ -	-
Live Oak Unified	Sutter	Luther Elementary	57/71399-00-003	09/21/18	\$ 610,682	\$ -	-
Clear Creek Elementary	Nevada	Clear Creek Elementary	57/66324-00-002	09/24/18	\$ 39,656	\$ 26,437	-
Anaheim Elementary	Orange	Marshall (John) Elementary	57/66423-00-032	09/24/18	\$ 8,260,797	\$ -	-
Berkeley Unified	Alameda	Willard Middle	57/61143-00-021	09/25/18	\$ 1,854,825	\$ -	-
Monroe Elementary	Fresno	Monroe Elementary	57/62323-00-001	09/25/18	\$ 153,017	\$ 102,011	-
Lakeport Unified	Lake	Terrace Middle	57/64030-00-009	09/25/18	\$ 1,743,589	\$ -	-
Fairfield-Suisun Unified	Solano	Dan O Root Elementary	57/70540-00-020	09/25/18	\$ 3,261,347	\$ -	-
Riverside Unified	Riverside	Polytechnic High	57/67215-00-035	09/26/18	\$ 3,692,426	\$ -	-
Pomona Unified	Los Angeles	Diamond Point Elementary	57/64907-00-034	09/27/18	\$ 468,070	\$ -	-
Pomona Unified	Los Angeles	Montvue Elementary	57/64907-00-035	09/27/18	\$ 472,591	\$ -	-
Folsom-Cordova Unified	Sacramento	Oak Chan Elementary	57/67330-21-006	09/28/18	\$ 2,362,326	\$ -	-
Ripon Unified	San Joaquin	Weston Elementary	57/68650-00-005	09/28/18	\$ 2,288,270	\$ -	-
Roseville Joint Union High	Placer	Oakmont High	57/66928-00-004	10/01/18	\$ 2,152,365	\$ -	-

SFP APPLICATIONS  
Modernization School Facilities Program  
- Workload as of July 31, 2020 -

District	County	Site Name	Application Number	OPSC Date Received	Estimated State Grant (a)	Financial Hardship (b)	Notification Occurred**
San Ramon Valley Unified	Contra Costa	Montevideo Elementary	57/61804-00-035	10/02/18	\$ 2,858,942	\$ -	
Norwalk-La Mirada Unified	Los Angeles	Norwalk High	57/64840-00-034	10/03/18	\$ 1,726,535	\$ -	
San Ramon Valley Unified	Contra Costa	Green Valley Elementary	57/61804-00-036	10/04/18	\$ 3,312,817	\$ -	
Grossmont Union High	San Diego	Grossmont High	57/68130-00-030	10/05/18	\$ 3,110,103	\$ -	
Grossmont Union High	San Diego	Helix High	57/68130-00-031	10/08/18	\$ 3,895,700	\$ -	
Alameda Unified	Alameda	Edison Elementary	57/61119-00-020	10/09/18	\$ 974,685	\$ -	
San Ramon Valley Unified	Contra Costa	Golden View Elementary	57/61804-00-037	10/09/18	\$ 3,191,788	\$ -	
Westside Elementary	Fresno	Westside Elementary	57/62547-00-001	10/09/18	\$ 160,144	\$ 106,763	
Compton Unified	Los Angeles	Centennial High	57/73437-01-042	10/10/18	\$ 855,992	\$ -	
Compton Unified	Los Angeles	Dominguez High	57/73437-01-043	10/10/18	\$ 1,833,817	\$ -	
San Ramon Valley Unified	Contra Costa	Rancho Romero Elementary	57/61804-00-038	10/12/18	\$ 659,074	\$ -	
Alvina Elementary	Fresno	Alvina Elementary Charter	57/61994-00-001	10/12/18	\$ 125,412	\$ 83,608	
Grossmont Union High	San Diego	Granite Hills High	57/68130-00-032	10/12/18	\$ 1,031,181	\$ -	
San Marcos Unified	San Diego	San Marcos Middle	57/73791-00-009	10/15/18	\$ 2,917,239	\$ -	
Alview-Dairyland Union Elementary	Madera	Alview Elementary	57/65177-00-003	10/16/18	\$ 126,175	\$ 84,116	
Alview-Dairyland Union Elementary	Madera	Dairyland Elementary	57/65177-00-004	10/16/18	\$ 137,620	\$ 91,747	
San Diego Unified	San Diego	Logan K-8	57/68338-00-231	10/16/18	\$ 2,655,019	\$ -	
Nevada Joint Union High	Nevada	Bear River High	57/66357-00-013	10/17/18	\$ 894,488	\$ -	
Nevada Joint Union High	Nevada	Bear River High	57/66357-00-014	10/17/18	\$ 1,538,138	\$ -	
Anaheim Union High	Orange	Polaris High (Alternative)	57/66431-00-024	10/17/18	\$ 3,621,798	\$ -	
Visalia Unified	Tulare	Ivanhoe Elementary	57/72256-00-027	10/17/18	\$ 2,980,599	\$ -	
Visalia Unified	Tulare	Washington Elementary	57/72256-00-028	10/17/18	\$ 1,855,395	\$ -	
Visalia Unified	Tulare	Crowley Elementary	57/72256-00-029	10/17/18	\$ 3,280,063	\$ -	
Contra Costa County Office of Education	Contra Costa	Liberty High	57/10074-00-004	10/18/18	\$ 160,969	\$ 107,312	
Chicago Park Elementary	Nevada	Chicago Park Elementary	57/66316-00-002	10/18/18	\$ 21,527	\$ 14,351	
Chicago Park Elementary	Nevada	Chicago Park Community Charter	57/66316-00-003	10/18/18	\$ 42,717	\$ 28,478	
Rescue Union Elementary	El Dorado	Green Valley Elementary	57/61978-00-006	10/22/18	\$ 2,690,494	\$ -	
Alta Loma Elementary	San Bernardino	Vineyard Junior High	57/67595-00-009	10/22/18	\$ 3,973,736	\$ -	
Alta Loma Elementary	San Bernardino	Victoria Groves Elementary	57/67595-00-010	10/23/18	\$ 2,716,628	\$ -	
Long Beach Unified	Los Angeles	Webster Elementary	57/64725-00-022	10/24/18	\$ 4,070,543	\$ -	
Davis Joint Unified	Yolo	Cesar Chavez Elementary	57/72678-00-015	10/24/18	\$ 1,251,636	\$ -	
Lafayette Elementary	Contra Costa	M H Stanley Middle	57/61713-00-005	10/25/18	\$ 3,057,118	\$ -	
Lafayette Elementary	Contra Costa	Lafayette Elementary	57/61713-00-006	10/25/18	\$ 201,590	\$ -	
Lafayette Elementary	Contra Costa	Happy Valley Elementary	57/61713-00-007	10/25/18	\$ 802,496	\$ -	
Long Beach Unified	Los Angeles	Mann Elementary	57/64725-00-023	10/25/18	\$ 1,187,052	\$ -	
Long Beach Unified	Los Angeles	Lindsey Academy	57/64725-00-024	10/25/18	\$ 2,263,506	\$ -	
Long Beach Unified	Los Angeles	Garfield Elementary	57/64725-00-025	10/25/18	\$ 2,719,384	\$ -	
Long Beach Unified	Los Angeles	Stephens Middle	57/64725-00-026	10/25/18	\$ 3,365,831	\$ -	
Long Beach Unified	Los Angeles	Rogers Middle	57/64725-00-027	10/25/18	\$ 1,501,644	\$ -	
Long Beach Unified	Los Angeles	Lowell Elementary	57/64725-00-028	10/25/18	\$ 6,454,309	\$ -	
Long Beach Unified	Los Angeles	Kettering Elementary	57/64725-00-029	10/25/18	\$ 2,974,945	\$ -	
Long Beach Unified	Los Angeles	Jefferson Leadership Academies	57/64725-00-030	10/25/18	\$ 10,307,408	\$ -	
Long Beach Unified	Los Angeles	McKinley Elementary	57/64725-00-031	10/25/18	\$ 4,860,576	\$ -	
Napa Valley Unified	Napa	River Charter	57/66266-00-031	10/25/18	\$ 725,438	\$ -	
Cupertino Union	Santa Clara	John F Kennedy Middle	57/69419-00-030	10/26/18	\$ 1,171,653	\$ -	
Sylvan Union Elementary	Stanislaus	Orchard Elementary	57/71290-00-009	10/26/18	\$ 2,920,825	\$ -	
Sylvan Union Elementary	Stanislaus	Sylvan Elementary	57/71290-00-010	10/26/18	\$ 2,914,989	\$ -	
Castro Valley Unified	Alameda	Castro Valley High	57/61150-00-026	10/29/18	\$ 2,534,802	\$ -	
Dixie Elementary	Marin	Dixie Elementary	57/65318-00-005	10/29/18	\$ 1,046,163	\$ -	
Dixie Elementary	Marin	Mary E Silveira Elementary	57/65318-00-006	10/29/18	\$ 1,672,947	\$ -	
Dixie Elementary	Marin	Vallecito Elementary	57/65318-00-007	10/29/18	\$ 2,100,176	\$ -	
Grossmont Union High	San Diego	Monte Vista High	57/68130-00-033	10/29/18	\$ 182,570	\$ -	
Monterey Peninsula Unified	Monterey	Central Coast High	57/66092-00-027	10/30/18	\$ 753,791	\$ -	
Orange Unified	Orange	Orange High	57/66621-00-054	10/30/18	\$ 4,111,981	\$ -	
Tahoe-Truckee Unified	Placer	Truckee Elementary	57/66944-00-017	10/30/18	\$ 2,843,377	\$ -	
South San Francisco Unified	San Mateo	Junipero Serra Elementary	57/69070-00-021	10/30/18	\$ 719,036	\$ -	
Coalinga-Huron Unified	Fresno	Coalinga High	57/62125-00-011	10/31/18	\$ 2,081,923	\$ -	
Central Union High	Imperial	Central Union High	57/63115-00-005	10/31/18	\$ 7,303,418	\$ 4,868,945	
McSwain Union Elementary	Merced	McSwain Elementary	57/65763-00-004	10/31/18	\$ 1,413,052	\$ 942,035	
San Juan Unified	Sacramento	Dyer-Kelly Elementary	57/67447-00-064	10/31/18	\$ 941,416	\$ -	
San Juan Unified	Sacramento	Greer Elementary	57/67447-00-065	10/31/18	\$ 731,760	\$ -	
San Ramon Valley Unified	Contra Costa	Vista Grande Elementary	57/61804-00-039	11/01/18	\$ 650,568	\$ -	

SFP APPLICATIONS  
Modernization School Facilities Program  
- Workload as of July 31, 2020 -

District	County	Site Name	Application Number	OPSC Date Received	Estimated State Grant (a)	Financial Hardship (b)	Notification Occurred**
Centralia Elementary	Orange	Buena Terra Elementary	57/66472-00-013	11/02/18	\$ 102,941	\$ -	
Corcoran Joint Unified	Kings	Corcoran High	57/63891-00-013	11/05/18	\$ 1,150,070	\$ -	
Long Beach Unified	Los Angeles	Lakewood High	57/64725-00-032	11/06/18	\$ 2,119,315	\$ -	
Long Beach Unified	Los Angeles	Riley Elementary	57/64725-00-033	11/06/18	\$ 5,656,656	\$ -	
Long Beach Unified	Los Angeles	MacArthur Elementary	57/64725-00-034	11/06/18	\$ 4,787,307	\$ -	
Caruthers Unified	Fresno	Caruthers Elementary	57/75598-00-004	11/06/18	\$ 4,296,680	\$ -	
Clovis Unified	Fresno	Clovis East High	57/62117-00-060	11/07/18	\$ 4,150,531	\$ -	
Clovis Unified	Fresno	Reyburn Intermediate	57/62117-00-061	11/07/18	\$ 2,134,400	\$ -	
Carpinteria Unified	Santa Barbara	Carpinteria Senior High	57/69146-00-005	11/08/18	\$ 2,701,648	\$ -	
Carpinteria Unified	Santa Barbara	Carpinteria Senior High	57/69146-00-006	11/08/18	\$ 4,918,787	\$ -	
Fairfield-Suisun Unified	Solano	E Ruth Sheldon Academy of Innovative Learning	57/70540-00-021	11/08/18	\$ 2,257,059	\$ -	
Jurupa Unified	Riverside	West Riverside Elementary	57/67090-00-016	11/09/18	\$ 3,725,685	\$ -	
Val Verde Unified	Riverside	Rancho Verde High	57/75242-00-003	11/09/18	\$ 12,507,420	\$ -	
Galt Joint Union Elementary	Sacramento	Valley Oaks Elementary	57/67348-00-002	11/13/18	\$ 3,144,369	\$ -	
Mountain View Whisman	Santa Clara	Gabriela Mistral Elementary	57/69591-00-005	11/13/18	\$ 2,919,174	\$ -	
Centralia Elementary	Orange	Danbrook Elementary	57/66472-00-014	11/14/18	\$ 193,776	\$ -	
Santa Ana Unified	Orange	Valley High	57/66670-00-056	11/14/18	\$ 2,414,147	\$ -	
Western Placer Unified	Placer	Lincoln High	57/66951-00-004	11/14/18	\$ 5,731,319	\$ -	
San Rafael City High	Marin	San Rafael High	57/65466-00-005	11/16/18	\$ 1,721,260	\$ -	
Chino Valley Unified	San Bernardino	Oak Ridge Elementary	57/67678-00-024	11/16/18	\$ 3,248,313	\$ -	
Chino Valley Unified	San Bernardino	Gerald F Litel Elementary	57/67678-00-025	11/16/18	\$ 2,769,885	\$ -	
Chino Valley Unified	San Bernardino	Howard Cattle Elementary	57/67678-00-026	11/16/18	\$ 3,393,365	\$ -	
Carpinteria Unified	Santa Barbara	Carpinteria Junior High	57/69146-00-007	11/16/18	\$ 728,598	\$ -	
Cutler-Orosi Joint Unified	Tulare	Cutler Elementary	57/71860-00-013	11/19/18	\$ 2,648,382	\$ -	
Twin Rivers Unified	Sacramento	Creative Connections Arts Academy	57/76505-00-067	11/19/18	\$ 214,532	\$ -	
Long Beach Unified	Los Angeles	Cleveland Elementary	57/64725-00-035	11/20/18	\$ 1,198,670	\$ -	
Long Beach Unified	Los Angeles	Longfellow Elementary	57/64725-00-036	11/20/18	\$ 1,748,164	\$ -	
Carpinteria Unified	Santa Barbara	Aliso Elementary	57/69146-00-008	11/20/18	\$ 491,094	\$ -	
Ramona City Unified	San Diego	James Dukes Elementary	57/68304-00-005	11/26/18	\$ 347,419	\$ 231,613	
Ramona City Unified	San Diego	Barnett Elementary	57/68304-00-006	11/26/18	\$ 347,419	\$ 231,613	
Ramona City Unified	San Diego	Olive Peirce Middle	57/68304-00-007	11/26/18	\$ 653,129	\$ 435,420	
Ramona City Unified	San Diego	Mt Woodson Elementary	57/68304-00-008	11/26/18	\$ 387,631	\$ 258,420	
Lucia Mar Unified	San Luis Obispo	Arroyo Grande High	57/68759-00-013	11/27/18	\$ 1,978,891	\$ -	
West Contra Costa Unified	Contra Costa	Helms Middle	57/61796-00-052	11/28/18	\$ 4,133,414	\$ -	
William S. Hart Union High	Los Angeles	William S Hart High	57/65136-00-012	11/29/18	\$ 6,141,672	\$ -	
Carpinteria Unified	Santa Barbara	Canalino Elementary	57/69146-00-009	11/29/18	\$ 3,842,590	\$ -	
Ocean View	Ventura	Ocean View Junior High	57/72512-00-005	11/29/18	\$ 1,787,081	\$ -	
Charter Oak Unified	Los Angeles	Willow Elementary	57/64378-00-012	11/30/18	\$ 903,779	\$ -	
San Juan Unified	Sacramento	Ottomon Way Elementary	57/67447-00-066	12/03/18	\$ 1,837,923	\$ -	
San Juan Unified	Sacramento	Carriage Drive Elementary	57/67447-00-067	12/03/18	\$ 2,938,487	\$ -	
San Juan Unified	Sacramento	Twin Lakes Elementary	57/67447-00-068	12/03/18	\$ 2,502,662	\$ -	
Big Springs Union Elementary	Siskiyou	Big Springs Elementary	57/70185-00-002	12/03/18	\$ 587,555	\$ 391,703	
Inglewood Unified	Los Angeles	Monroe (Albert F) Magnet Middle School	57/64634-00-003	12/04/18	\$ 2,832,675	\$ -	
San Rafael City High	Marin	Terra Linda High	57/65466-00-006	12/04/18	\$ 2,142,720	\$ -	
Kings Canyon Joint Unified	Fresno	Jefferson Elementary	57/62265-00-025	12/05/18	\$ 1,871,766	\$ -	
Kings Canyon Joint Unified	Fresno	Dunlap Elementary	57/62265-00-026	12/05/18	\$ 1,162,498	\$ -	
Lafayette Elementary	Contra Costa	Springhill Elementary	57/61713-00-008	12/06/18	\$ 504,351	\$ -	
Chino Valley Unified	San Bernardino	Ruben S Ayala High	57/67678-00-027	12/06/18	\$ 2,428,639	\$ -	
Los Angeles Unified	Los Angeles	Reseda High	57/64733-39-009	12/10/18	\$ 948,526	\$ -	
Los Angeles Unified	Los Angeles	Wilshire Crest Elementary	57/64733-31-008	12/11/18	\$ 1,707,891	\$ -	
Newport-Mesa Unified	Orange	Mariners Elementary	57/66597-00-043	12/12/18	\$ 853,087	\$ -	
Alta Loma Elementary	San Bernardino	Floyd M Stork Elementary	57/67595-00-011	12/12/18	\$ 3,041,428	\$ -	
Alta Loma Elementary	San Bernardino	Jasper Elementary	57/67595-00-012	12/12/18	\$ 2,899,744	\$ -	
San Francisco Unified	San Francisco	Wells (Ida B) High	57/68478-63-005	12/13/18	\$ 1,522,603	\$ -	
Konocti Unified	Lake	Konocti Education Center	57/64022-00-014	12/17/18	\$ 666,518	\$ -	
Los Angeles Unified	Los Angeles	Lassen Elementary	57/64733-00-703	12/17/18	\$ 906,125	\$ -	
Monterey Peninsula Unified	Monterey	Seaside High	57/66092-00-028	12/17/18	\$ 420,057	\$ -	
East Side Union High	Santa Clara	James Lick High	57/69427-00-036	12/17/18	\$ 204,961	\$ -	
Santa Monica-Malibu Unified	Los Angeles	Franklin Elementary	57/64980-00-016	12/18/18	\$ 604,818	\$ -	
Campbell Union High	Santa Clara	Westmont High	57/69401-00-023	12/18/18	\$ 441,170	\$ -	
Santa Monica-Malibu Unified	Los Angeles	Webster Elementary	57/64980-00-017	12/19/18	\$ 146,832	\$ -	
Santa Monica-Malibu Unified	Los Angeles	Roosevelt Elementary	57/64980-00-018	12/19/18	\$ 733,608	\$ -	



SFP APPLICATIONS  
Modernization School Facilities Program  
- Workload as of July 31, 2020 -

District	County	Site Name	Application Number	OPSC Date Received	Estimated State Grant (a)	Financial Hardship (b)	Notification Occurred**
Santa Monica-Malibu Unified	Los Angeles	McKinley Elementary	57/64980-00-019	12/19/18	\$ 359,546	\$ -	
Tahoe-Truckee Unified	Placer	Tahoe Lake Elementary	57/66944-00-018	12/19/18	\$ 742,372	\$ -	
Solvang Elementary	Santa Barbara	Solvang Elementary	57/69336-00-003	12/20/18	\$ 686,194	\$ -	
Ontario-Montclair	San Bernardino	Euclid Elementary	57/67819-00-031	12/21/18	\$ 306,982	\$ -	
Ontario-Montclair	San Bernardino	Lehigh Elementary	57/67819-00-032	12/21/18	\$ 1,222,986	\$ -	
Ontario-Montclair	San Bernardino	Central Language Academy	57/67819-00-033	12/21/18	\$ 2,554,618	\$ -	
Santa Barbara Unified	Santa Barbara	McKinley Elementary	57/76786-00-010	12/21/18	\$ 2,115,033	\$ -	
Santa Barbara Unified	Santa Barbara	San Marcos Senior High	57/76786-00-011	12/21/18	\$ 1,017,157	\$ -	
Banning Unified	Riverside	Banning High	57/66985-00-006	12/24/18	\$ 7,016,067	\$ 4,677,378	
Liberty Union High	Contra Costa	Liberty High	57/61721-00-003	12/26/18	\$ 2,120,240	\$ -	
Los Angeles Unified	Los Angeles	Kenter Canyon Elementary	57/64733-47-011	12/26/18	\$ 2,840,465	\$ -	
Ontario-Montclair	San Bernardino	Vina Danks Middle	57/67819-00-034	12/26/18	\$ 296,984	\$ -	
Knights Ferry Elementary	Stanislaus	Knights Ferry Elementary	57/71142-00-001	12/26/18	\$ 103,460	\$ 68,973	
Orange Unified	Orange	El Modena High	57/66621-00-055	01/02/19	\$ 10,356,704	\$ -	
Orange Unified	Orange	Fletcher Elementary	57/66621-00-056	01/02/19	\$ 444,804	\$ -	
Santa Barbara Unified	Santa Barbara	Harding University Partnership	57/76786-00-012	01/02/19	\$ 212,713	\$ -	
Humboldt County Office of Education	Humboldt	Glen Paul	57/10124-00-001	01/03/19	\$ 138,966	\$ 92,644	
San Ramon Valley Unified	Contra Costa	John Baldwin Elementary	57/61804-00-040	01/07/19	\$ 136,084	\$ -	
Alameda Unified	Alameda	Franklin Elementary	57/61119-00-021	01/09/19	\$ 890,102	\$ -	
Los Angeles Unified	Los Angeles	Pio Pico Middle	57/64733-00-704	01/09/19	\$ 2,295,835	\$ -	
Los Angeles Unified	Los Angeles	President Avenue Elementary	57/64733-29-016	01/09/19	\$ 1,297,297	\$ -	
Alta Loma Elementary	San Bernardino	Alta Loma Junior High	57/67595-00-013	01/09/19	\$ 4,606,096	\$ -	
Ocean View	Ventura	Mar Vista Elementary	57/72512-00-006	01/10/19	\$ 373,353	\$ -	
Berkeley Unified	Alameda	Longfellow Arts and Technology Middle	57/61143-00-022	01/11/19	\$ 985,988	\$ -	
Fremont Unified	Alameda	Irvington High	57/61176-00-038	01/11/19	\$ 1,839,676	\$ -	
Fremont Unified	Alameda	Washington High	57/61176-00-039	01/11/19	\$ 351,297	\$ -	
Fremont Unified	Alameda	Oliveira Elementary	57/61176-00-040	01/11/19	\$ 517,558	\$ -	
Fremont Unified	Alameda	Patterson Elementary	57/61176-00-041	01/11/19	\$ 562,478	\$ -	
Fremont Unified	Alameda	Parkmont Elementary	57/61176-00-042	01/11/19	\$ 730,776	\$ -	
Santa Ana Unified	Orange	Century High	57/66670-00-057	01/11/19	\$ 12,511,940	\$ -	
Santa Ana Unified	Orange	Santa Ana High	57/66670-00-058	01/11/19	\$ 14,050,434	\$ -	
East Side Union High	Santa Clara	Mt Pleasant High	57/69427-00-037	01/11/19	\$ 677,533	\$ -	
Dixon Unified	Solano	Dixon High	57/70532-00-005	01/11/19	\$ 3,378,143	\$ -	
Ceres Unified	Stanislaus	Carroll Fowler Elementary	57/71043-00-015	01/11/19	\$ 2,643,935	\$ -	
Los Angeles Unified	Los Angeles	Menlo Avenue Elementary	57/64733-00-705	01/14/19	\$ 4,440,414	\$ -	
Los Angeles Unified	Los Angeles	Elizabeth Learning Center	57/64733-00-706	01/14/19	\$ 6,683,235	\$ -	
Los Angeles Unified	Los Angeles	Twenty-Eighth Street Elementary	57/64733-00-707	01/14/19	\$ 10,035,126	\$ -	
Los Angeles Unified	Los Angeles	Madison Elementary	57/64733-00-708	01/14/19	\$ 1,053,241	\$ -	
Los Angeles Unified	Los Angeles	Revere (Paul) Junior Midsite	57/64733-21-034	01/14/19	\$ 1,219,332	\$ -	
Lemoore Union High	Kings	Lemoore High	57/63982-00-004	01/15/19	\$ 1,004,112	\$ -	
Duarte Unified	Los Angeles	Royal Oaks STEAM Academy (K-8)	57/64469-00-012	01/15/19	\$ 1,258,856	\$ -	
South Whittier Elementary	Los Angeles	Lake Marie Elementary	57/65037-00-009	01/15/19	\$ 297,658	\$ -	
South Whittier Elementary	Los Angeles	Los Altos Elementary	57/65037-00-010	01/15/19	\$ 143,827	\$ -	
Galt Joint Union Elementary	Sacramento	River Oaks Elementary	57/67348-00-003	01/15/19	\$ 878,806	\$ -	
Wheatland Union High	Yuba	Wheatland Union High	57/72769-00-001	01/15/19	\$ 1,769,188	\$ -	
Capistrano Unified	Orange	Capistrano Valley High	57/66464-00-019	01/16/19	\$ 1,608,184	\$ -	
Lucia Mar Unified	San Luis Obispo	Grover Beach Elementary	57/68759-00-014	01/16/19	\$ 2,234,152	\$ -	
Lucia Mar Unified	San Luis Obispo	Harloe Elementary	57/68759-00-015	01/16/19	\$ 2,311,485	\$ -	
El Centro Elementary	Imperial	Harding Elementary	57/63123-00-015	01/18/19	\$ 1,700,340	\$ -	
South Pasadena Unified	Los Angeles	South Pasadena Senior High	57/65029-00-006	01/18/19	\$ 3,031,556	\$ -	
Chaffey Joint Union High	San Bernardino	Rancho Cucamonga High	57/67652-00-007	01/18/19	\$ 2,602,347	\$ -	
Hope Elementary	Tulare	Hope Elementary	57/71944-00-002	01/18/19	\$ 113,636	\$ 75,757	
Capistrano Unified	Orange	Dana Hills High	57/66464-00-020	01/22/19	\$ 1,832,693	\$ -	
Capistrano Unified	Orange	San Clemente High	57/66464-00-021	01/22/19	\$ 1,501,778	\$ -	
Capistrano Unified	Orange	Tesoro High	57/66464-00-022	01/22/19	\$ 1,938,922	\$ -	
Corona-Norco Unified	Riverside	John Adams Elementary	57/67033-00-018	01/22/19	\$ 1,565,633	\$ -	
Corona-Norco Unified	Riverside	Garretson Elementary	57/67033-00-019	01/22/19	\$ 1,169,780	\$ -	
Corona-Norco Unified	Riverside	Lincoln Fundamental Elementary	57/67033-00-020	01/22/19	\$ 1,169,780	\$ -	
Corona-Norco Unified	Riverside	Norco Elementary	57/67033-00-021	01/22/19	\$ 753,650	\$ -	
Temecula Valley Unified	Riverside	Rancho Vista High	57/75192-00-013	01/22/19	\$ 1,464,893	\$ -	
Temecula Valley Unified	Riverside	Susan H Nelson	57/75192-00-014	01/22/19	\$ 1,040,845	\$ -	
Pierce Joint Unified	Colusa	Arbuckle Elementary	57/61614-00-008	01/23/19	\$ 1,771,025	\$ -	

SFP APPLICATIONS  
Modernization School Facilities Program  
- Workload as of July 31, 2020 -

District	County	Site Name	Application Number	OPSC Date Received	Estimated State Grant (a)	Financial Hardship (b)	Notification Occurred**
Pajaro Valley Unified	Santa Cruz	H A Hyde Elementary	57/69799-00-025	01/23/19	\$ 1,856,309	\$ -	
Ventura County Office of Education	Ventura	Dean Triggs School	57/10561-00-007	01/24/19	\$ 17,762	\$ 11,842	
Fremont Unified	Alameda	Steven Millard Elementary	57/61176-00-043	01/24/19	\$ 582,885	\$ -	
Fremont Unified	Alameda	Mission San Jose Elementary	57/61176-00-044	01/24/19	\$ 1,448,830	\$ -	
Duarte Unified	Los Angeles	Beardslee Dual Language Immersion Academy (PK-8)	57/64469-00-013	01/24/19	\$ 1,899,981	\$ -	
Anaheim Elementary	Orange	Roosevelt (Theodore) Elementary	57/66423-00-033	01/24/19	\$ 6,206,326	\$ -	
Chino Valley Unified	San Bernardino	Rolling Ridge Elementary	57/67678-00-028	01/24/19	\$ 3,126,978	\$ -	
Chino Valley Unified	San Bernardino	Country Springs Elementary	57/67678-00-029	01/24/19	\$ 3,261,560	\$ -	
Del Norte County Unified	Del Norte	Crescent Elk Middle	57/61820-00-008	01/25/19	\$ 1,243,880	\$ -	
Lemoore Union High	Kings	Lemoore High	57/63982-00-005	01/25/19	\$ 1,410,412	\$ -	
Madera Unified	Madera	Madera South High	57/65243-00-007	01/25/19	\$ 4,674,702	\$ -	
Kentfield Elementary	Marin	Anthony G Bacich Elementary	57/65334-00-004	01/25/19	\$ 1,263,559	\$ -	
Huntington Beach City Elementary	Orange	Ethel Dwyer Middle	57/66530-00-020	01/25/19	\$ 2,955,708	\$ -	
San Diego Unified	San Diego	Boone Elementary	57/68338-00-232	01/25/19	\$ 9,903	\$ -	
San Diego Unified	San Diego	Hickman Elementary	57/68338-00-233	01/25/19	\$ 1,434,996	\$ -	
San Diego Unified	San Diego	Penn Elementary	57/68338-00-234	01/25/19	\$ 1,578,960	\$ -	
San Diego Unified	San Diego	Spreckels Elementary	57/68338-00-235	01/25/19	\$ 821,988	\$ -	
San Diego Unified	San Diego	De Portola Middle	57/68338-00-236	01/25/19	\$ 3,561,465	\$ -	
San Diego Unified	San Diego	Bethune K-8	57/68338-00-237	01/25/19	\$ 3,189,468	\$ -	
San Diego Unified	San Diego	La Jolla High	57/68338-00-238	01/25/19	\$ 4,024,308	\$ -	
San Diego Unified	San Diego	Riley	57/68338-00-239	01/25/19	\$ 1,999,658	\$ -	
San Diego Unified	San Diego	Emerson Bandini Elementary	57/68338-00-240	01/25/19	\$ 4,168,015	\$ -	
San Diego Unified	San Diego	Zamorano Elementary	57/68338-00-241	01/25/19	\$ 1,843,377	\$ -	
San Diego Unified	San Diego	Sandburg Elementary	57/68338-00-242	01/25/19	\$ 1,750,788	\$ -	
San Diego Unified	San Diego	Serra High	57/68338-00-243	01/25/19	\$ 3,050,850	\$ -	
San Diego Unified	San Diego	Mira Mesa High	57/68338-00-244	01/25/19	\$ 7,499,848	\$ -	
San Diego Unified	San Diego	Standley Middle	57/68338-00-245	01/25/19	\$ 1,655,344	\$ -	
San Diego Unified	San Diego	Pacific View (Lee) Elementary	57/68338-00-246	01/25/19	\$ 1,068,120	\$ -	
San Diego Unified	San Diego	Mira Mesa High	57/68338-00-247	01/25/19	\$ 1,864,990	\$ -	
San Diego Unified	San Diego	Morse High	57/68338-00-248	01/25/19	\$ 726,703	\$ -	
San Diego Unified	San Diego	Miramar Ranch Elementary	57/68338-00-249	01/25/19	\$ 766,260	\$ -	
San Diego Unified	San Diego	Franklin Elementary	57/68338-00-250	01/25/19	\$ 1,202,796	\$ -	
San Diego Unified	San Diego	Vista Grande Elementary	57/68338-00-251	01/25/19	\$ 520,128	\$ -	
San Diego Unified	San Diego	De Portola Middle	57/68338-00-252	01/25/19	\$ 3,561,465	\$ -	
San Diego Unified	San Diego	Doyle Elementary	57/68338-00-253	01/25/19	\$ 445,824	\$ -	
San Diego Unified	San Diego	University City High	57/68338-00-254	01/25/19	\$ 2,778,192	\$ -	
San Diego Unified	San Diego	Iftin Charter	57/68338-00-255	01/25/19	\$ 2,674,944	\$ -	
Garden Grove Unified	Orange	Thomas Paine Elementary	57/66522-00-090	01/28/19	\$ 1,038,367	\$ -	
Sonora Elementary	Tuolumne	Sonora Elementary	57/72371-00-005	01/28/19	\$ 1,990,027	\$ -	
Duarte Unified	Los Angeles	Duarte High	57/64469-00-014	01/29/19	\$ 804,640	\$ -	
San Rafael City Elementary	Marin	Laurel Dell Elementary	57/65458-00-013	01/29/19	\$ 1,725,432	\$ -	
Fairfield-Suisun Unified	Solano	K I Jones Elementary	57/70540-00-022	01/29/19	\$ 3,272,209	\$ -	
Waukena Joint Union Elementary	Tulare	Waukena Joint Union Elementary	57/72264-00-001	01/29/19	\$ 170,358	\$ 113,572	
Rescue Union Elementary	El Dorado	Rescue Elementary	57/61978-00-007	01/30/19	\$ 1,130,547	\$ -	
Los Angeles Unified	Los Angeles	Ninety-Third Street Elementary	57/64733-00-709	01/30/19	\$ 3,491,576	\$ -	
Fremont Unified	Alameda	Harvey Green Elementary	57/61176-00-045	01/31/19	\$ 620,916	\$ -	
Fremont Unified	Alameda	Forest Park Elementary	57/61176-00-046	01/31/19	\$ 641,798	\$ -	
Fremont Unified	Alameda	J Haley Durham Elementary	57/61176-00-047	01/31/19	\$ 638,231	\$ -	
Fremont Unified	Alameda	Joshua Chadbourne Elementary	57/61176-00-048	01/31/19	\$ 829,945	\$ -	
Wasco Union High	Kern	Wasco High	57/63859-00-001	01/31/19	\$ 1,200,674	\$ -	
Brittan Elementary	Sutter	Brittan Elementary	57/71357-00-003	01/31/19	\$ 1,386,987	\$ 924,658	
Fremont Unified	Alameda	Warwick Elementary	57/61176-00-049	02/01/19	\$ 836,828	\$ -	
West Contra Costa Unified	Contra Costa	Crespi Junior High	57/61796-00-053	02/01/19	\$ 3,482,164	\$ -	
Edison Elementary	Kern	Orangewood Elementary	57/63438-00-003	02/01/19	\$ 412,895	\$ 275,263	
Edison Elementary	Kern	Edison Middle	57/63438-00-004	02/01/19	\$ 69,429	\$ 46,286	
Newport-Mesa Unified	Orange	College Park Elementary	57/66597-00-044	02/01/19	\$ 2,214,508	\$ -	
Newport-Mesa Unified	Orange	Pomona Elementary	57/66597-00-045	02/01/19	\$ 1,189,179	\$ -	
Santa Ana Unified	Orange	Martin Luther King Jr Elementary	57/66670-00-059	02/01/19	\$ 4,421,914	\$ -	
San Diego Unified	San Diego	Foster Elementary	57/68338-00-256	02/01/19	\$ 334,368	\$ -	
San Diego Unified	San Diego	Chesterton Elementary	57/68338-00-257	02/01/19	\$ 292,572	\$ -	
San Diego Unified	San Diego	Garfield Elementary	57/68338-00-258	02/01/19	\$ 2,509,653	\$ -	
San Diego Unified	San Diego	Bethune K-8	57/68338-00-259	02/01/19	\$ 3,189,468	\$ -	

SFP APPLICATIONS  
Modernization School Facilities Program  
- Workload as of July 31, 2020 -

District	County	Site Name	Application Number	OPSC Date Received	Estimated State Grant (a)	Financial Hardship (b)	Notification Occurred**
San Diego Unified	San Diego	Millennial Tech Middle	57/68338-00-260	02/01/19	\$ 2,544,969	\$ -	
San Diego Unified	San Diego	Mira Mesa High	57/68338-00-261	02/01/19	\$ 1,864,990	\$ -	
San Diego Unified	San Diego	Oak Park Elementary	57/68338-00-262	02/01/19	\$ 154,698	\$ -	
San Diego Unified	San Diego	Perry Elementary	57/68338-00-263	02/01/19	\$ 250,776	\$ -	
San Diego Unified	San Diego	Millennial Tech Middle	57/68338-00-264	02/01/19	\$ 2,544,969	\$ -	
San Diego Unified	San Diego	Holmes Elementary	57/68338-00-265	02/01/19	\$ 1,086,696	\$ -	
Livermore Valley Joint Unified	Alameda	Emma C Smith Elementary	57/61200-00-021	02/04/19	\$ 806,840	\$ -	
Livermore Valley Joint Unified	Alameda	Sunset Elementary	57/61200-00-022	02/04/19	\$ 954,394	\$ -	
Livermore Valley Joint Unified	Alameda	Livermore High	57/61200-00-023	02/04/19	\$ 6,138,167	\$ -	
Livermore Valley Joint Unified	Alameda	Granada High	57/61200-00-024	02/04/19	\$ 14,488,238	\$ -	
Livermore Valley Joint Unified	Alameda	Junction K-8	57/61200-00-025	02/04/19	\$ 1,042,102	\$ -	
Livermore Valley Joint Unified	Alameda	Rancho Las Positas Elementary	57/61200-00-026	02/04/19	\$ 731,931	\$ -	
Livermore Valley Joint Unified	Alameda	Jackson Avenue Elementary	57/61200-00-027	02/04/19	\$ 425,578	\$ -	
Livermore Valley Joint Unified	Alameda	Leo R Croce Elementary	57/61200-00-028	02/04/19	\$ 1,635,895	\$ -	
Livermore Valley Joint Unified	Alameda	Arroyo Seco Elementary	57/61200-00-029	02/04/19	\$ 1,029,485	\$ -	
Los Angeles Unified	Los Angeles	Alain Leroy Locke College Preparatory Academy	57/64733-00-710	02/04/19	\$ 3,102,815	\$ -	
Los Angeles Unified	Los Angeles	Serrania Avenue Elementary	57/64733-00-711	02/04/19	\$ 567,652	\$ -	
Los Angeles Unified	Los Angeles	Thirty-Second Street USC Performing Arts	57/64733-00-712	02/04/19	\$ 3,722,787	\$ -	
Los Angeles Unified	Los Angeles	Belvedere Middle	57/64733-09-011	02/04/19	\$ 530,839	\$ -	
Los Angeles Unified	Los Angeles	Palisades Charter Elementary	57/64733-47-012	02/04/19	\$ 696,398	\$ -	
San Bernardino City Unified	San Bernardino	Sierra High	57/67876-00-109	02/04/19	\$ 2,676,097	\$ -	
Fremont Unified	Alameda	Tom Maloney Elementary	57/61176-00-050	02/05/19	\$ 619,428	\$ -	
Fremont Unified	Alameda	Cabrillo Elementary	57/61176-00-051	02/05/19	\$ 590,224	\$ -	
Los Angeles Unified	Los Angeles	Chatsworth Charter High	57/64733-00-713	02/05/19	\$ 7,480,405	\$ -	
William S. Hart Union High	Los Angeles	William S Hart High	57/65136-00-013	02/05/19	\$ 4,608,312	\$ -	
San Diego Unified	San Diego	Tierrasanta Elementary	57/68338-00-266	02/05/19	\$ 928,800	\$ -	
Lucia Mar Unified	San Luis Obispo	Nipomo Elementary	57/68759-00-016	02/05/19	\$ 1,371,741	\$ -	
Garden Grove Unified	Orange	Bryant Elementary	57/66522-00-091	02/06/19	\$ 513,322	\$ -	
Garden Grove Unified	Orange	Woodbury Elementary	57/66522-00-092	02/06/19	\$ 645,227	\$ -	
San Juan Unified	Sacramento	Del Paso Manor Elementary	57/67447-00-069	02/06/19	\$ 3,154,346	\$ -	
Morgan Hill Unified	Santa Clara	Lewis H Britton Middle	57/69583-00-014	02/06/19	\$ 5,996,563	\$ -	
Alameda Unified	Alameda	Lincoln Middle	57/61119-00-022	02/08/19	\$ 338,327	\$ -	
Fountain Valley Elementary	Orange	Plavan (Urbain H) Elementary	57/66498-00-013	02/08/19	\$ 1,080,941	\$ -	
Red Bluff Joint Union High	Tehama	Red Bluff High	57/71639-00-004	02/08/19	\$ 8,377,107	\$ -	
Temecula Valley Unified	Riverside	Vail Elementary	57/75192-00-015	02/08/19	\$ 2,704,612	\$ -	
Berkeley Unified	Alameda	Washington Elementary	57/61143-00-023	02/11/19	\$ 1,601,011	\$ -	
Bakersfield City	Kern	Voorhies Elementary	57/63321-00-017	02/11/19	\$ 4,528,560	\$ -	
Los Angeles Unified	Los Angeles	Northridge Middle	57/64733-00-714	02/11/19	\$ 3,303,498	\$ -	
Los Angeles Unified	Los Angeles	Sylmar High	57/64733-00-715	02/11/19	\$ 4,850,619	\$ -	
Los Angeles Unified	Los Angeles	Carpenter Community Charter	57/64733-00-716	02/11/19	\$ 539,095	\$ -	
Los Angeles Unified	Los Angeles	John Muir Middle	57/64733-14-004	02/11/19	\$ 2,652,764	\$ -	
Coming Union High	Tehama	Corning High	57/71506-00-002	02/11/19	\$ 1,533,448	\$ -	
Davis Joint Unified	Yolo	North Davis Elementary	57/72678-00-016	02/11/19	\$ 669,113	\$ -	
Davis Joint Unified	Yolo	Valley Oak Elementary	57/72678-00-017	02/11/19	\$ 951,148	\$ -	
Del Norte County Unified	Del Norte	Pine Grove Elementary	57/61820-00-009	02/12/19	\$ 156,735	\$ 104,490	
Del Norte County Unified	Del Norte	Bess Maxwell Elementary	57/61820-00-010	02/12/19	\$ 193,436	\$ 128,957	
Del Norte County Unified	Del Norte	Mary Peacock Elementary	57/61820-00-011	02/12/19	\$ 248,274	\$ 165,516	
Monterey Peninsula Unified	Monterey	Los Arboles Middle	57/66092-00-029	02/12/19	\$ 1,104,890	\$ -	
Etiwanda Elementary	San Bernardino	Caryn Elementary	57/67702-00-002	02/12/19	\$ 2,595,452	\$ -	
Fremont Unified	Alameda	Niles Elementary	57/61176-00-052	02/13/19	\$ 525,412	\$ -	
Red Bluff Joint Union High	Tehama	Red Bluff High	57/71639-00-003	02/13/19	\$ 8,160,549	\$ -	
Fresno Unified	Fresno	Irwin O Addicott Elementary	57/62166-00-142	02/14/19	\$ 889,302	\$ -	
Fresno Unified	Fresno	Fresno High	57/62166-00-143	02/14/19	\$ 417,237	\$ -	
Monterey Peninsula Unified	Monterey	Central Coast High	57/66092-00-030	02/14/19	\$ 157,663	\$ -	
Monterey Peninsula Unified	Monterey	Stilwell (Joseph W) Elementary	57/66092-00-031	02/14/19	\$ 828,437	\$ -	
Redwood City Elementary	San Mateo	North Star Academy	57/69005-00-006	02/14/19	\$ 694,190	\$ -	
East Side Union High	Santa Clara	Foothill High	57/69427-00-038	02/14/19	\$ 1,048,606	\$ -	
Brawley Elementary	Imperial	Barbara Worth Junior High	57/63073-00-004	02/15/19	\$ 591,616	\$ 394,410	
Brawley Elementary	Imperial	Miguel Hidalgo Elementary	57/63073-00-005	02/15/19	\$ 259,394	\$ 172,929	
Brawley Elementary	Imperial	Phil D Swing Elementary	57/63073-00-006	02/15/19	\$ 107,415	\$ 71,610	
Brawley Elementary	Imperial	Myron D Witter Elementary	57/63073-00-007	02/15/19	\$ 323,175	\$ 215,450	
Brawley Elementary	Imperial	J W Oakley Elementary	57/63073-00-008	02/15/19	\$ 738,805	\$ 492,537	

SFP APPLICATIONS  
Modernization School Facilities Program  
- Workload as of July 31, 2020 -

District	County	Site Name	Application Number	OPSC Date Received	Estimated State Grant (a)	Financial Hardship (b)	Notification Occurred**
Napa Valley Unified	Napa	El Centro Elementary	57/66266-00-032	02/15/19	\$ 621,034	\$ -	
San Bernardino City Unified	San Bernardino	North Park Elementary	57/67876-00-110	02/15/19	\$ 1,263,683	\$ -	
Davis Joint Unified	Yolo	Oliver Wendell Holmes Junior High	57/72678-00-018	02/15/19	\$ 1,513,033	\$ -	
Temecula Valley Unified	Riverside	James L Day Middle	57/75192-00-016	02/15/19	\$ 3,086,295	\$ -	
Del Norte County Unified	Del Norte	Mountain Elementary	57/61820-00-012	02/19/19	\$ 81,194	\$ 54,130	
Del Norte County Unified	Del Norte	Redwood Elementary	57/61820-00-013	02/19/19	\$ 132,303	\$ 88,202	
Del Norte County Unified	Del Norte	Smith River Elementary	57/61820-00-014	02/19/19	\$ 105,975	\$ 70,650	
Centinela Valley Union High	Los Angeles	Hawthorne High	57/64352-00-008	02/19/19	\$ 900,114	\$ -	
Downey Unified	Los Angeles	Rio San Gabriel Elementary	57/64451-00-032	02/19/19	\$ 2,440,923	\$ -	
Los Angeles Unified	Los Angeles	Corona Avenue Elementary	57/64733-00-717	02/19/19	\$ 8,172,218	\$ -	
Los Angeles Unified	Los Angeles	Manchester Avenue Elementary	57/64733-00-718	02/19/19	\$ 853,629	\$ -	
Moreno Valley Unified	Riverside	Landmark Middle	57/67124-00-011	02/19/19	\$ 6,394,314	\$ -	
Atascadero Unified	San Luis Obispo	Creston Elementary	57/68700-00-009	02/19/19	\$ 609,289	\$ -	
Dublin Unified	Alameda	Frederiksen Elementary	57/75093-00-016	02/19/19	\$ 532,488	\$ -	
West Park Elementary	Fresno	West Park Elementary	57/62539-00-001	02/20/19	\$ 2,451,741	\$ -	
Wasco Union High	Kern	Westside High (Continuation)	57/63859-00-002	02/20/19	\$ 4,563,812	\$ -	
Fountain Valley Elementary	Orange	Cox (James H) Elementary	57/66498-00-014	02/20/19	\$ 410,145	\$ -	
Fountain Valley Elementary	Orange	Oka (Isojiro) Elementary	57/66498-00-015	02/20/19	\$ 684,338	\$ -	
Ocean View	Orange	College View Elementary	57/66613-00-024	02/20/19	\$ 137,761	\$ -	
South San Francisco Unified	San Mateo	Alta Loma Middle	57/69070-00-022	02/20/19	\$ 480,530	\$ -	
Montecito Union Elementary	Santa Barbara	Montecito Union	57/69252-00-001	02/20/19	\$ 3,465,601	\$ 2,310,401	
Rosemead Elementary	Los Angeles	Emma W Shuey Elementary	57/64931-00-013	02/21/19	\$ 2,236,172	\$ -	
Rosemead Elementary	Los Angeles	Encinita Elementary	57/64931-00-014	02/21/19	\$ 2,744,406	\$ -	
San Rafael City Elementary	Marin	James B Davidson Middle	57/65458-00-014	02/21/19	\$ 2,375,446	\$ -	
Castro Valley Unified	Alameda	Castro Valley High	57/61150-00-027	02/22/19	\$ 4,392,880	\$ -	
Los Angeles Unified	Los Angeles	Christopher Columbus Middle	57/64733-00-719	02/22/19	\$ 5,588,324	\$ -	
Los Angeles Unified	Los Angeles	Phineas Banning Senior High	57/64733-00-720	02/22/19	\$ 5,499,604	\$ -	
Westminster Elementary	Orange	DeMille Elementary	57/66746-00-019	02/22/19	\$ 1,006,950	\$ -	
San Diego Unified	San Diego	Pacific Beach Middle	57/68338-00-267	02/22/19	\$ 3,742,898	\$ -	
San Diego Unified	San Diego	Longfellow K-8	57/68338-00-268	02/22/19	\$ 3,593,476	\$ -	
Los Angeles Unified	Los Angeles	San Pedro Senior High	57/64733-20-021	02/25/19	\$ 1,985,912	\$ -	
Los Angeles Unified	Los Angeles	University High	57/64733-21-035	02/25/19	\$ 14,715,719	\$ -	
Garden Grove Unified	Orange	Brookhurst Elementary	57/66522-00-093	02/25/19	\$ 856,739	\$ -	
Roseville Joint Union High	Placer	Roseville High	57/66928-00-005	02/25/19	\$ 9,190,283	\$ -	
Barstow Unified	San Bernardino	Montara Elementary	57/67611-00-005	02/25/19	\$ 492,636	\$ -	
San Rafael City Elementary	Marin	San Pedro Elementary	57/65458-00-015	02/26/19	\$ 1,342,919	\$ -	
Chula Vista Elementary	San Diego	Harborside Elementary	57/68023-00-018	02/26/19	\$ 1,727,012	\$ -	
Chula Vista Elementary	San Diego	Sunnyside Elementary	57/68023-00-019	02/26/19	\$ 1,603,654	\$ -	
Grossmont Union High	San Diego	Mount Miguel High	57/68130-00-034	02/26/19	\$ 171,453	\$ -	
San Ramon Valley Unified	Contra Costa	San Ramon Valley High	57/61804-00-042	02/27/19	\$ 1,466,180	\$ -	
Newport-Mesa Unified	Orange	Newport Heights Elementary	57/66597-00-046	02/27/19	\$ 1,357,631	\$ -	
Riverside Unified	Riverside	Highgrove Elementary	57/67215-00-036	02/27/19	\$ 2,343,802	\$ -	
Ceres Unified	Stanislaus	Caswell Elementary	57/71043-00-016	02/27/19	\$ 806,252	\$ -	
Reef-Sunset Unified	Kings	Reef Sunset Middle	57/73932-00-010	02/27/19	\$ 1,683,520	\$ 1,122,347	
Castro Valley Unified	Alameda	Palomares Elementary	57/61150-00-028	02/28/19	\$ 219,553	\$ -	
San Ramon Valley Unified	Contra Costa	California High	57/61804-00-041	02/28/19	\$ 1,593,117	\$ -	
Sanger Unified	Fresno	Washington Academic Middle	57/62414-00-018	02/28/19	\$ 1,338,565	\$ -	
Los Angeles Unified	Los Angeles	Crenshaw Senior High	57/64733-00-721	02/28/19	\$ 13,126,327	\$ -	
Los Angeles Unified	Los Angeles	San Fernando Senior High	57/64733-73-006	02/28/19	\$ 1,028,847	\$ -	
Mountain View Elementary	Los Angeles	Baker Elementary	57/64816-00-001	02/28/19	\$ 6,818,888	\$ -	
Mountain View Elementary	Los Angeles	Willard F Payne Elementary	57/64816-00-002	02/28/19	\$ 2,822,355	\$ -	
Mountain View Elementary	Los Angeles	Parkview Elementary	57/64816-00-003	02/28/19	\$ 3,924,977	\$ -	
Mountain View Elementary	Los Angeles	Maxson Elementary	57/64816-00-004	02/28/19	\$ 4,447,828	\$ -	
Mountain View Elementary	Los Angeles	Alfred S Madrid Middle	57/64816-00-005	02/28/19	\$ 2,991,065	\$ -	
Mountain View Elementary	Los Angeles	Twin Lakes Elementary	57/64816-00-006	02/28/19	\$ 2,713,876	\$ -	
Mountain View Elementary	Los Angeles	La Primaria Elementary	57/64816-00-007	02/28/19	\$ 1,803,109	\$ -	
Mountain View Elementary	Los Angeles	Jerry Voorhis Elementary	57/64816-00-008	02/28/19	\$ 3,198,061	\$ -	
Manhattan Beach Unified	Los Angeles	Mira Costa High	57/75333-00-007	02/28/19	\$ 2,548,471	\$ -	
Los Angeles Unified	Los Angeles	Venice Senior High	58/64733-00-005*	02/07/20	\$ 720,104	\$ -	
Greenfield Elementary	Monterey	Mary Chapa Academy	58/66035-00-002	04/08/20	\$ 370,939	\$ -	
Calexico Unified	Imperial	Calexico High	58/63099-00-001*	06/01/20	\$ 1,224,264	\$ -	
Fullerton Joint Union High	Orange	Fullerton High	58/66514-00-002	06/05/20	\$ 5,828,617	\$ -	



SFP APPLICATIONS  
Modernization School Facilities Program  
- Workload as of July 31, 2020 -

District	County	Site Name	Application Number	OPSC Date Received	Estimated State Grant (a)	Financial Hardship (b)	Notification Occurred**
Atwater Elementary	Merced	Mitchell Elementary	58/65631-00-002	06/17/20	\$ 206,146	\$ -	

Summary of Modernization Funding		Total (in Dollars)
Estimated State Grant (Column F)		\$ 1,771,310,801
Financial Hardship (Column G)		\$ 37,175,776
Total of Estimated State Grant and Financial Hardship		\$ 1,808,486,576

Modernization Funding	Estimated State Grant	Financial Hardship
Funding Sub-totals	\$ 1,762,135,135	\$ 37,175,776
Facility Hardship - Non-Seismic	\$ 6,405,702	\$ -
Funding Total		\$ 1,805,716,612
Facility Hardship - Seismic	\$ 2,769,964	\$ -

(a) Represents estimated 60% state share of project including excessive cost grants. Seismic Mitigation Program projects represents the estimated 50% state share of project. Amounts shown have not been reviewed by OPSC for compliance with all School Facility Program requirements.

(b) Represents estimated financial hardship. Amounts shown have not been reviewed by OPSC for compliance with all School Facility Program requirements.

\*Facility Hardship project requesting Seismic Mitigation Program funding.

\*\*School districts have been notified that the Office of Public School Construction will begin processing the district's application in the near future.

**SFP APPLICATIONS**  
**Career Technical Education Facilities Program**  
**- Workload as of July 31, 2020 -**

District	County	Site Name	Application Number	OPSC Date Received	Estimated State Grant (a)	Requested Loan Amount
West Contra Costa Unified	Contra Costa	De Anza Senior High	55/61796-01-003	09/06/2019	\$ 462,308	\$ -
West Contra Costa Unified	Contra Costa	De Anza Senior High	55/61796-01-004	09/06/2019	\$ 1,223,970	\$ -
West Contra Costa Unified	Contra Costa	El Cerrito Senior High	55/61796-02-002	09/06/2019	\$ 1,037,417	\$ -
San Luis Coastal Unified	San Luis Obispo	San Luis Obispo High	59/68809-00-010	09/27/2019	\$ 1,500,000	\$ -
San Luis Coastal Unified	San Luis Obispo	Morro Bay High	59/68809-00-011	09/27/2019	\$ 1,500,000	\$ -
Sonoma Valley Unified	Sonoma	Sonoma Valley High	59/70953-00-003	10/11/2019	\$ 1,500,000	\$ -
Santa Barbara Unified	Santa Barbara	Dos Pueblos High	55/76786-00-004	11/18/2019	\$ 1,700,000	\$ -
Hacienda La Puente Unified	Los Angeles	Los Altos High	59/73445-00-003	11/21/2019	\$ 1,227,681	\$ -
Center Joint Unified	Sacramento	Center High	59/73973-00-004	12/06/2019	\$ 280,817	\$ -
Benicia Unified	Solano	Benicia High	55/70524-00-003	12/11/2019	\$ 2,783,347	\$ -
Siskiyou Union High	Siskiyou	Mt. Shasta High	59/70466-00-003	12/11/2019	\$ 488,795	\$ -
Los Alamitos Unified	Orange	Los Alamitos High	55/73924-00-002	12/17/2019	\$ 1,172,560	\$ -
Liberty Union High	Contra Costa	Heritage High	55/61721-00-002	12/20/2019	\$ 1,727,095	\$ -
West Covina Unified	Los Angeles	West Covina High	55/65094-00-005	01/14/2020	\$ 3,000,000	\$ -
West Covina Unified	Los Angeles	Edgewood High	55/65094-00-006	01/14/2020	\$ 3,000,000	\$ -
Santa Ynez Valley Union High	Santa Barbara	Santa Ynez Valley Union High	55/69328-00-002	02/06/2020	\$ 3,000,000	\$ -
John Swett Unified	Contra Costa	John Swett High	59/61697-00-003	02/11/2020	\$ 790,530	\$ -
Mission Valley Rop	Alameda	Mission Valley Rop	59/74021-00-002	02/11/2020	\$ 450,000	\$ -
Davis Joint Unified	Yolo	Davis Senior High	55/72678-00-002	02/18/2020	\$ 3,000,000	\$ -
Davis Joint Unified	Yolo	Davis Senior High	55/72678-00-003	02/18/2020	\$ 1,683,299	\$ -
Davis Joint Unified	Yolo	Davis Senior High	59/72678-00-001	02/18/2020	\$ 1,500,000	\$ -
Mammoth Unified	Mono	Mammoth High	59/73692-00-002	02/18/2020	\$ 1,500,000	\$ -
Rocklin Unified	Placer	Whitney High	59/75085-00-006	02/18/2020	\$ 1,500,000	\$ -
Del Norte County Unified	Del Norte	Del Norte High	55/61820-00-001	02/20/2020	\$ 510,136	\$ -
Del Norte County Unified	Del Norte	Del Norte High	59/61820-00-001	02/20/2020	\$ 177,987	\$ -
Del Norte County Unified	Del Norte	Del Norte High	59/61820-00-002	02/20/2020	\$ 211,336	\$ -
Colton Joint Unified	San Bernardino	Colton High	55/67686-00-001	02/25/2020	\$ 2,820,444	\$ -
Banning Unified	Riverside	Banning High	55/66985-00-003	02/27/2020	\$ 3,000,000	\$ -
Poway Unified	San Diego	Poway High	55/68296-00-008	02/27/2020	\$ 310,282	\$ -
San Luis Coastal Unified	San Luis Obispo	Morro Bay High	59/68809-00-012	03/02/2020	\$ 1,213,202	\$ -
San Luis Coastal Unified	San Luis Obispo	San Luis Obispo High	55/68809-00-002	03/03/2020	\$ 3,000,000	\$ -
Grossmont Union High	San Diego	Mt. Miguel High	59/68130-00-005	03/03/2020	\$ 1,399,749	\$ -
San Luis Coastal Unified	San Luis Obispo	Morro Bay High	59/68809-00-013	03/03/2020	\$ 1,437,258	\$ -
Davis Joint Unified	Yolo	Da Vinci Charter School	55/72678-00-004	03/04/2020	\$ 3,000,000	\$ -
Porterville Unified	Tulare	Monache High	55/75523-00-006	03/04/2020	\$ 3,000,000	\$ -
Hanford Joint Union High	Kings	Sierra Pacific High	55/63925-00-004	03/09/2020	\$ 1,294,928	\$ -
Tustin Unified	Orange	Beckman High	55/73643-00-003	03/09/2020	\$ 3,000,000	\$ -
Tustin Unified	Orange	Legacy Magnet Academy	55/73643-00-004	03/09/2020	\$ 3,000,000	\$ -
Acalanes Union High	Contra Costa	Las Lomas High	55/61630-00-001	03/10/2020	\$ 1,747,624	\$ -
Tahoe-Truckee Unified	Placer	Tahoe-Truckee High	55/66944-00-006	03/11/2020	\$ 1,672,180	\$ -
Tahoe-Truckee Unified	Placer	Truckee High School	55/66944-00-007	03/11/2020	\$ 1,956,821	\$ -
Tahoe-Truckee Unified	Placer	Truckee High School	55/66944-00-008	03/11/2020	\$ 1,477,954	\$ -
San Francisco Unified	San Francisco	Marshall (Thurgood) Academic H	59/68478-27-001	03/12/2020	\$ 1,246,541	\$ -
Alhambra Unified	Los Angeles	Mark Keppel High	55/75713-00-003	03/16/2020	\$ 2,201,792	\$ -
Fresno Unified	Fresno	Fresno High	55/62166-00-013	03/17/2020	\$ 1,888,000	\$ -
Fresno Unified	Fresno	Sunnyside High	55/62166-00-014	03/17/2020	\$ 3,000,000	\$ -
Fresno Unified	Fresno	Edison High	55/62166-00-015	03/17/2020	\$ 3,000,000	\$ -
Fresno Unified	Fresno	Edison High	55/62166-00-016	03/17/2020	\$ 1,698,775	\$ -
Fresno Unified	Fresno	Edison High	55/62166-00-017	03/17/2020	\$ 1,608,404	\$ -

**SFP APPLICATIONS**  
**Career Technical Education Facilities Program**  
**- Workload as of July 31, 2020 -**

District	County	Site Name	Application Number	OPSC Date Received	Estimated State Grant (a)	Requested Loan Amount
Palm Springs Unified	Riverside	Desert Hot Springs High	55/67173-00-003	03/17/2020	\$ 2,607,547	\$ -
William S. Hart Union High	Los Angeles	Castaic High	55/65136-00-003	03/18/2020	\$ 461,463	\$ -
Center Joint Unified	Sacramento	Center High	55/73973-00-001	03/18/2020	\$ 1,808,660	\$ -
Center Joint Unified	Sacramento	Center High	55/73973-00-002	03/18/2020	\$ 2,247,127	\$ -
Center Joint Unified	Sacramento	Center High	55/73973-00-003	03/18/2020	\$ 1,378,144	\$ -
Center Joint Unified	Sacramento	Center High	55/73973-00-004	03/18/2020	\$ 1,856,948	\$ -
Mountain Valley Unified	Trinity	Hayfork High	55/75028-00-002	03/18/2020	\$ 3,000,000	\$ -
Imperial Valley Rop	Imperial	Imperial Valley Rop	59/74401-00-001	03/19/2020	\$ 261,000	\$ -
Porterville Unified	Tulare	Strathmore High	55/75523-00-007	03/20/2020	\$ 3,000,000	\$ -
Klamath-Trinity Joint Unified	Humboldt	Hoopa Valley High	55/62901-00-001	03/23/2020	\$ 3,000,000	\$ -
Folsom-Cordova Unified	Sacramento	Folsom High	55/67330-21-006	03/23/2020	\$ 2,760,820	\$ -
Folsom-Cordova Unified	Sacramento	Folsom High (Old Location - Dnu)	55/67330-21-007	03/23/2020	\$ 3,000,000	\$ -
Northern Humboldt Union High	Humboldt	Arcata High	59/62687-00-007	03/23/2020	\$ 42,933	\$ -
Northern Humboldt Union High	Humboldt	Arcata High	59/62687-00-008	03/23/2020	\$ 1,394,648	\$ -
Downey Unified	Los Angeles	Warren High	55/64451-00-004	03/24/2020	\$ 3,000,000	\$ -
Downey Unified	Los Angeles	Warren High	55/64451-00-005	03/24/2020	\$ 3,000,000	\$ -
Downey Unified	Los Angeles	Warren High	55/64451-00-006	03/24/2020	\$ 3,000,000	\$ -
Castro Valley Unified	Alameda	Castro Valley High	55/61150-00-002	03/25/2020	\$ 1,946,644	\$ -
Manteca Unified	San Joaquin	East Union High	55/68593-03-001	03/25/2020	\$ 3,000,000	\$ -
Nevada Joint Union High	Nevada	Nevada Union High	59/66357-00-002	03/25/2020	\$ 1,163,704	\$ -
Nevada Joint Union High	Nevada	Nevada Union High	59/66357-00-003	03/25/2020	\$ 1,500,000	\$ -
El Monte Union High	Los Angeles	Mountain View High	59/64519-00-008	03/26/2020	\$ 1,406,755	\$ -
San Juan Unified	Sacramento	Del Campo High	59/67447-00-004	03/26/2020	\$ 908,534	\$ -
San Juan Unified	Sacramento	Del Campo High	59/67447-00-005	03/26/2020	\$ 1,078,930	\$ -
West Contra Costa Unified	Contra Costa	De Anza Senior High	55/61796-01-005	03/27/2020	\$ 1,348,434	\$ -
West Contra Costa Unified	Contra Costa	El Cerrito Senior High	55/61796-02-003	03/27/2020	\$ 653,042	\$ -
West Contra Costa Unified	Contra Costa	Pinole Valley High	55/61796-04-001	03/27/2020	\$ 2,003,776	\$ -
West Contra Costa Unified	Contra Costa	Pinole Valley High	55/61796-04-002	03/27/2020	\$ 1,201,883	\$ -
West Contra Costa Unified	Contra Costa	Pinole Valley High	55/61796-04-003	03/27/2020	\$ 1,206,614	\$ -
Kings Canyon Joint Unified	Fresno	Reedley High	55/62265-00-004	03/27/2020	\$ 2,373,375	\$ -
San Bernardino City Unified	San Bernardino	San Geronio High	55/67876-00-004	03/27/2020	\$ 3,000,000	\$ -
San Bernardino City Unified	San Bernardino	Pacific High	55/67876-00-005	03/27/2020	\$ 3,000,000	\$ -
Kings Canyon Joint Unified	Fresno	Reedley High	59/62265-00-003	03/27/2020	\$ 288,087	\$ -
Kings Canyon Joint Unified	Fresno	Reedley High	59/62265-00-004	03/27/2020	\$ 429,338	\$ -
San Rafael City High	Marin	Terra Linda High	59/65466-00-002	03/27/2020	\$ 1,351,058	\$ -
Parlier Unified	Fresno	Parlier High	55/62364-00-001	03/30/2020	\$ 1,497,769	\$ -
Centinela Valley Union High	Los Angeles	Hawthorne High	55/64352-00-007	03/30/2020	\$ 1,881,729	\$ -
Madera Unified			55/65243-00-008	03/30/2020	\$ 1,087,293	\$ -
Nevada Joint Union High	Nevada	Silver Springs Continuation High	55/66357-00-001	03/30/2020	\$ 1,182,648	\$ -
Geyserville Unified	Sonoma	Geyserville New Tech Academy	55/70706-00-001	03/30/2020	\$ 2,442,567	\$ -
Williams Unified	Colusa	Williams High	59/61622-00-002	03/30/2020	\$ 1,500,000	\$ -
Kings Canyon Joint Unified	Fresno	Reedley High	59/62265-00-005	03/30/2020	\$ 237,004	\$ -
Santa Ana Unified	Orange	Valley High	55/66670-00-005	03/31/2020	\$ 3,000,000	\$ -
Santa Ana Unified	Orange	Segerstrom High	55/66670-00-006	03/31/2020	\$ 3,000,000	\$ -
Lodi Unified	San Joaquin	Bear Creek High	55/68585-00-003	03/31/2020	\$ 1,834,512	\$ -
Ripon Unified	San Joaquin	Ripon High	55/68650-00-001	03/31/2020	\$ 1,582,695	\$ -
Lucia Mar Unified	San Luis Obispo	Arroyo Grande High	55/68759-00-005	03/31/2020	\$ 1,756,962	\$ -
Lucia Mar Unified	San Luis Obispo	Nipomo High	55/68759-00-006	03/31/2020	\$ 613,177	\$ -
Lucia Mar Unified	San Luis Obispo	Arroyo Grande High	55/68759-00-007	03/31/2020	\$ 613,177	\$ -
Santa Ana Unified	Orange	Saddleback High	59/66670-00-008	03/31/2020	\$ 1,500,000	\$ -
Santa Ana Unified	Orange	Century High	59/66670-00-009	03/31/2020	\$ 1,347,478	\$ -

**SFP APPLICATIONS**  
**Career Technical Education Facilities Program**  
**- Workload as of July 31, 2020 -**

District	County	Site Name	Application Number	OPSC Date Received	Estimated State Grant (a)	Requested Loan Amount
Atascadero Unified	San Luis Obispo	Atascadero High	59/68700-00-003	03/31/2020	\$ 919,970	\$ -
Kern High	Kern	Arvin High	55/63529-00-020	04/01/2020	\$ 2,080,999	\$ -
Corona-Norco Unified	Riverside	Eleanor Roosevelt High	55/67033-00-002	04/01/2020	\$ 1,833,277	\$ -
Corona-Norco Unified	Riverside	Roosevelt High	55/67033-00-003	04/01/2020	\$ 1,787,158	\$ -
Atascadero Unified	San Luis Obispo	Atascadero High	55/68700-00-002	04/01/2020	\$ 2,180,967	\$ -
Atascadero Unified	San Luis Obispo	Atascadero High	55/68700-00-003	04/01/2020	\$ 532,386	\$ -
Modesto City High	Stanislaus	Grace M. Davis High	55/71175-00-005	04/01/2020	\$ 1,501,533	\$ -
Modesto City High	Stanislaus	Modesto High	55/71175-00-006	04/01/2020	\$ 1,164,130	\$ -
Kings Canyon Joint Unified	Fresno	Reedley High	59/62265-00-006	04/01/2020	\$ 1,243,278	\$ -
San Diego Unified	San Diego	La Jolla Senior High	59/68338-00-023	04/01/2020	\$ 744,868	\$ -
San Diego Unified	San Diego	Serra Senior High	59/68338-00-024	04/01/2020	\$ 1,329,613	\$ -
San Diego Unified	San Diego	San Diego Science And Technology	59/68338-00-025	04/01/2020	\$ 1,440,629	\$ -
San Diego Unified	San Diego	Mission Bay Senior High	59/68338-00-026	04/01/2020	\$ 1,500,000	\$ -
San Diego Unified	San Diego	Hoover Senior High	59/68338-00-027	04/01/2020	\$ 1,418,508	\$ -
San Diego Unified	San Diego	Lincoln High School	59/68338-00-028	04/01/2020	\$ 636,004	\$ -
San Diego Unified	San Diego	Mira Mesa Senior High	59/68338-00-029	04/01/2020	\$ 948,999	\$ -
San Diego Unified	San Diego	Lincoln High School	59/68338-00-030	04/01/2020	\$ 619,549	\$ -
San Diego Unified	San Diego	University City High	59/68338-00-031	04/01/2020	\$ 1,500,000	\$ -
San Diego Unified	San Diego	Hoover Senior High	59/68338-00-032	04/01/2020	\$ 523,002	\$ -
San Diego Unified	San Diego	Hoover Senior High	59/68338-00-033	04/01/2020	\$ 1,027,130	\$ -
San Diego Unified	San Diego	Crawford Senior High	59/68338-00-034	04/01/2020	\$ 1,251,938	\$ -
San Diego Unified	San Diego	Clairemont Senior High	59/68338-00-035	04/01/2020	\$ 1,500,000	\$ -
San Diego Unified	San Diego	Kearny Sct	59/68338-00-036	04/01/2020	\$ 1,498,092	\$ -
San Diego Unified	San Diego	Serra Senior High	59/68338-08-001	04/01/2020	\$ 1,490,195	\$ -
Santa Cruz City High	Santa Cruz	Soquel High	59/69823-00-003	04/01/2020	\$ 372,071	\$ -
Modesto City High	Stanislaus	Fred C. Beyer High	59/71175-00-002	04/01/2020	\$ 277,049	\$ -
Rowland Unified	Los Angeles	John A. Rowland High	59/73452-00-007	04/01/2020	\$ 510,800	\$ -
Rowland Unified	Los Angeles	Nogales High	59/73452-00-008	04/01/2020	\$ 258,200	\$ -
Abc Unified	Los Angeles	Artesia High	55/64212-00-001	04/02/2020	\$ 2,673,655	\$ -
Torrance Unified	Los Angeles	North High	55/65060-00-007	04/02/2020	\$ 3,000,000	\$ -
Torrance Unified	Los Angeles	West High	55/65060-00-008	04/02/2020	\$ 3,000,000	\$ -
Moreno Valley Unified	Riverside	March Mountain (Cont.)	59/67124-00-001	04/02/2020	\$ 637,584	\$ -
Liberty Union High	Contra Costa	Freedom High	55/61721-00-003	04/03/2020	\$ 1,166,863	\$ -
Lynwood Unified	Los Angeles	Marco Antonio Firebaugh High	55/64774-00-001	04/03/2020	\$ 600,000	\$ -
Le Grand Union High	Merced	Le Grand High	55/65730-00-001	04/03/2020	\$ 4,027,111	\$ 2,009,748
Anaheim Union High	Orange	Magnolia High	55/66431-05-001	04/03/2020	\$ 1,316,065	\$ -
Moreno Valley Unified	Riverside	Moreno Valley High	55/67124-00-004	04/03/2020	\$ 1,858,410	\$ -
Moreno Valley Unified	Riverside	Vista Del Lago High	55/67124-00-005	04/03/2020	\$ 2,800,000	\$ -
Moreno Valley Unified	Riverside	Vista Del Lago High	55/67124-00-006	04/03/2020	\$ 2,957,959	\$ -
Riverside Unified	Riverside	Riverside Stem Academy	55/67215-00-002	04/03/2020	\$ 3,000,000	\$ -
Elk Grove Unified	Sacramento	Elk Grove High	55/67314-00-013	04/03/2020	\$ 2,429,961	\$ -
Elk Grove Unified	Sacramento	Pleasant Grove High	55/67314-00-014	04/03/2020	\$ 935,792	\$ -
Santa Rosa High	Sonoma	Santa Rosa High	55/70920-00-004	04/03/2020	\$ 1,243,957	\$ -
Caruthers Unified	Fresno	Caruthers High	55/75598-00-002	04/03/2020	\$ 611,148	\$ -
Santa Barbara Unified	Santa Barbara	Santa Barbara Senior High	55/76786-00-005	04/03/2020	\$ 2,324,701	\$ -
Oakland Unified	Alameda	Fremont High	59/61259-00-004	04/03/2020	\$ 1,500,000	\$ -
Glendale Unified	Los Angeles	Hoover (Herbert) Senior High	59/64568-00-003	04/03/2020	\$ 303,570	\$ -
Lynwood Unified	Los Angeles	Lynwood Jr. High	59/64774-00-003	04/03/2020	\$ 675,000	\$ -
Le Grand Union High	Merced	Le Grand High	59/65730-00-001	04/03/2020	\$ 1,877,178	\$ 938,589
Anaheim Union High	Orange	Katella High	59/66431-02-001	04/03/2020	\$ 1,178,380	\$ -
Moreno Valley Unified	Riverside	Moreno Valley High	59/67124-00-002	04/03/2020	\$ 1,084,629	\$ -

**SFP APPLICATIONS**  
**Career Technical Education Facilities Program**  
**- Workload as of July 31, 2020 -**

District	County	Site Name	Application Number	OPSC Date Received	Estimated State Grant (a)	Requested Loan Amount
San Dieguito Union High	San Diego	La Costa Canyon High	59/68346-00-002	04/03/2020	\$ 858,291	\$ -
San Dieguito Union High	San Diego	Torrey Pines High	59/68346-00-003	04/03/2020	\$ 1,041,747	\$ -
Caruthers Unified	Fresno	Caruthers High	59/75598-00-001	04/03/2020	\$ 161,628	\$ -
Washington Unified	Fresno	Washington High	59/76778-00-002	04/03/2020	\$ 1,011,868	\$ 505,934
Glenn County Office Of Education	Glenn	Orland Community	55/10116-00-001	04/06/2020	\$ 880,923	\$ -
Imperial Unified	Imperial	Imperial High	55/63164-00-003	04/06/2020	\$ 3,000,000	\$ -
Imperial Unified	Imperial	Imperial High	55/63164-00-004	04/06/2020	\$ 2,309,680	\$ -
Centinela Valley Union High	Los Angeles	Hawthorne High	55/64352-00-008	04/06/2020	\$ 3,000,000	\$ -
Centinela Valley Union High	Los Angeles	Hawthorne High	55/64352-00-009	04/06/2020	\$ 1,393,286	\$ -
Palo Verde Unified	Riverside	Palo Verde High	55/67181-00-001	04/06/2020	\$ 3,000,000	\$ -
Esparto Unified	Yolo	Esparto High	55/72686-00-002	04/06/2020	\$ 1,140,821	\$ -
Esparto Unified	Yolo	Esparto High	55/72686-00-003	04/06/2020	\$ 1,225,747	\$ -
Esparto Unified	Yolo	Esparto High	55/72686-00-004	04/06/2020	\$ 1,225,224	\$ -
Mendota Unified	Fresno	Mendota High	55/75127-00-002	04/06/2020	\$ 297,972	\$ -
Jurupa Unified	Riverside	Rubidoux High	59/67090-00-005	04/06/2020	\$ 122,769	\$ -
Jurupa Unified	Riverside	Jurupa Valley High	59/67090-00-006	04/06/2020	\$ 62,830	\$ -
Jurupa Unified	Riverside	Jurupa Valley High	59/67090-00-007	04/06/2020	\$ 77,576	\$ -
Santa Paula Unified	Ventura	Santa Paula Union High	59/76828-00-002	04/06/2020	\$ 832,697	\$ -
Kelseyville Unified	Lake	Kelseyville High	55/64014-00-002	04/07/2020	\$ 3,000,000	\$ -
Siskiyou Union High	Siskiyou	Mt. Shasta High	55/70466-00-004	04/07/2020	\$ 257,615	\$ -
Natomas Unified	Sacramento	Natomas High	55/75283-00-001	04/07/2020	\$ 2,109,740	\$ -
Dinuba Unified	Tulare	Dinuba High	55/75531-00-006	04/07/2020	\$ 6,000,000	\$ 3,000,000
Dinuba Unified	Tulare	Dinuba High	55/75531-00-007	04/07/2020	\$ 6,000,000	\$ 3,000,000
Moreno Valley Unified	Riverside	Canyon Springs High	59/67124-00-003	04/07/2020	\$ 1,108,918	\$ -
Natomas Unified	Sacramento	Inderkum High	55/75283-00-002	04/08/2020	\$ 3,000,000	\$ -
Selma Unified	Fresno	Selma High	55/62430-00-001	04/10/2020	\$ 3,000,000	\$ -
Selma Unified	Fresno	Selma High	55/62430-00-002	04/10/2020	\$ 2,980,536	\$ -
Selma Unified	Fresno	Selma High	55/62430-00-003	04/10/2020	\$ 3,000,000	\$ -
Morgan Hill Unified	Santa Clara	Ann Sobrato High	55/69583-00-003	04/10/2020	\$ 3,000,000	\$ -
Morgan Hill Unified	Santa Clara	Ann Sobrato High	55/69583-00-004	04/10/2020	\$ 3,000,000	\$ -
Anderson Union High	Shasta	Anderson High	55/69856-00-001	04/13/2020	\$ 682,615	\$ -
Sequoia Union High	San Mateo	Carlmont High	59/69062-00-002	04/15/2020	\$ 1,500,000	\$ -
Long Beach Unified	Los Angeles	Jordan High	55/64725-00-009	04/17/2020	\$ 3,000,000	\$ -
San Bernardino City Unified	San Bernardino	Indian Springs High	59/67876-00-003	04/22/2020	\$ 923,659	\$ -
Farmersville Unified	Tulare	Farmersville High	55/75325-00-003	05/04/2020	\$ 1,923,339	\$ -
Ventura Unified	Ventura	Ventura High	59/72652-00-001	05/06/2020	\$ 1,243,874	\$ -
Ventura Unified	Ventura	Ventura High	59/72652-00-002	05/06/2020	\$ 762,547	\$ -
Ventura Unified	Ventura	Ventura High	59/72652-00-003	05/06/2020	\$ 777,650	\$ -
Ventura Unified	Ventura	Buena High	59/72652-00-004	05/06/2020	\$ 1,050,526	\$ -
Monterey Peninsula Unified	Monterey	Marina High	59/66092-00-004	05/07/2020	\$ 1,317,678	\$ -
Monterey Peninsula Unified	Monterey	Marina High	59/66092-00-005	05/07/2020	\$ 814,710	\$ -
Pierce Joint Unified	Colusa	Pierce High	55/61614-00-002	05/29/2020	\$ 1,328,728	\$ -
Chico Unified	Butte	Pleasant Valley Senior High	55/61424-00-008	06/02/2020	\$ 731,544	\$ -
Chico Unified	Butte	Pleasant Valley Senior High	55/61424-00-010	06/02/2020	\$ 1,974,856	\$ -
Long Beach Unified	Los Angeles	Millikan Senior High	55/64725-05-004	06/02/2020	\$ -	\$ -
Chico Unified	Butte	Pleasant Valley Senior High	59/61424-00-012	06/02/2020	\$ 1,215,147	\$ -
Chico Unified	Butte	Pleasant Valley Senior High	59/61424-00-013	06/02/2020	\$ 1,500,000	\$ -
Long Beach Unified	Los Angeles	Browning High School	55/64725-05-003	06/04/2020	\$ 1,583,939	\$ -
Wheatland Union High	Yuba	Wheatland Union High	55/72769-00-002	06/04/2020	\$ 6,000,000	\$ 3,000,000
Chico Unified	Butte	Inspire School Of Arts And Sciences	55/61424-00-009	06/08/2020	\$ 919,079	\$ -
Firebaugh-Las Deltas Unified	Fresno	Firebaugh High	59/73809-00-004	06/11/2020	\$ 3,000,000	\$ 1,500,000



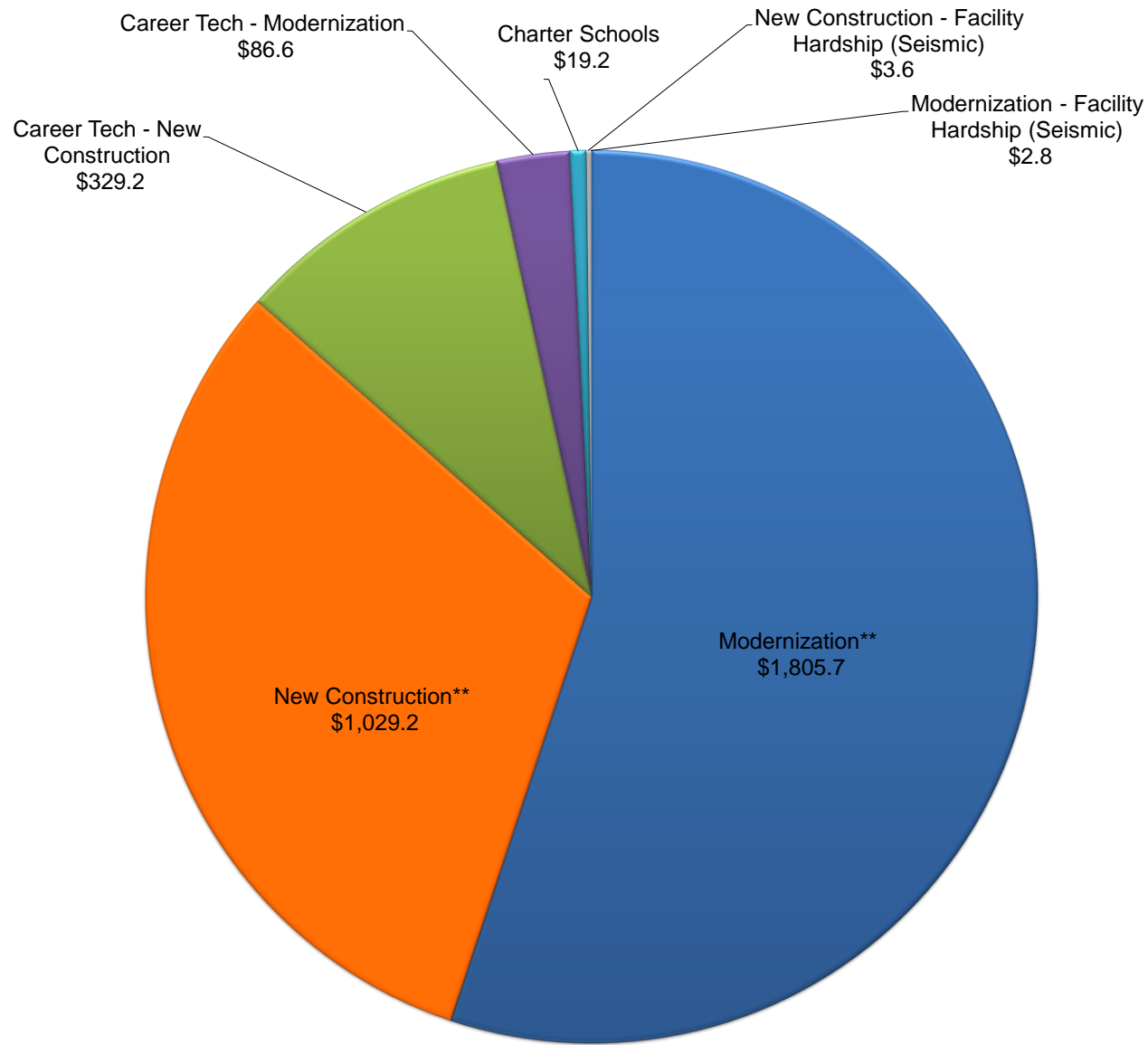
**SFP APPLICATIONS**  
**Career Technical Education Facilities Program**  
**- Workload as of July 31, 2020 -**

District	County	Site Name	Application Number	OPSC Date Received	Estimated State Grant (a)	Requested Loan Amount
Patterson Joint Unified	Stanislaus	Patterson High	55/71217-00-003	06/16/2020	\$ 2,999,965	\$ -
Shoreline Unified	Marin	Tomales High	55/73361-00-001	06/16/2020	\$ 5,684,577	\$ -
Vista Unified	San Diego	Vista High	55/68452-00-004	06/22/2020	\$ 3,000,000	\$ -
Vista Unified	San Diego	Rancho Buena Vista High	55/68452-00-005	06/22/2020	\$ 1,374,914	\$ -
Vista Unified	San Diego	Rancho Buena Vista High	55/68452-00-006	06/22/2020	\$ 1,374,914	\$ -
Napa Valley Unified	Napa	Vintage High	55/66266-00-007	06/23/2020	\$ 3,000,000	\$ -
Napa Valley Unified	Napa	Vintage High	55/66266-00-008	06/23/2020	\$ 1,849,612	\$ -
Wiseburn Unified	Los Angeles	Da Vinci Science	55/76869-00-005	06/24/2020	\$ 1,193,841	\$ -
Wiseburn Unified	Los Angeles	Da Vinci Communications High	55/76869-00-006	06/24/2020	\$ 309,485	\$ -
Wiseburn Unified	Los Angeles	Da Vinci Communications High	55/76869-00-007	06/24/2020	\$ 110,835	\$ -
Wiseburn Unified	Los Angeles	Da Vinci Science	55/76869-00-008	06/24/2020	\$ 499,080	\$ -
Compton Unified	Los Angeles	Compton High	55/73437-00-004	06/25/2020	\$ 3,000,000	\$ -
Compton Unified	Los Angeles	Compton High	55/73437-00-005	06/25/2020	\$ 2,384,231	\$ -
Compton Unified	Los Angeles	Compton High	55/73437-00-006	06/25/2020	\$ 624,052	\$ -
Delhi Unified	Merced	Delhi High	55/75366-00-001	06/25/2020	\$ 3,000,000	\$ -
South Monterey County High	Monterey	King City High	55/66068-00-002	06/26/2020	\$ 3,000,000	\$ -
Pleasanton Unified	Alameda	Foothill High	55/75101-00-007	06/26/2020	\$ 3,000,000	\$ -
Pleasanton Unified	Alameda	Foothill High	55/75101-00-008	06/26/2020	\$ 3,000,000	\$ -
Sacramento City Unified	Sacramento	Rosemont High	55/67439-00-002	06/29/2020	\$ 1,250,000	\$ -
Santa Maria Joint Union High	Santa Barbara	Cte Center/ag Farm	55/69310-00-005	06/29/2020	\$ 1,466,944	\$ -
Santa Maria Joint Union High	Santa Barbara	Cte Center/ag Farm	55/69310-00-006	06/29/2020	\$ 1,074,691	\$ -
Santa Maria Joint Union High	Santa Barbara	Cte Center/ag Farm	55/69310-00-007	06/29/2020	\$ 1,149,639	\$ -
Campbell Union High	Santa Clara	Leigh High	55/69401-00-013	06/29/2020	\$ 4,795,778	\$ 2,397,889
Campbell Union High	Santa Clara	Westmont High	55/69401-00-014	06/29/2020	\$ 4,945,044	\$ 2,472,522
Campbell Union High	Santa Clara	Prospect High	55/69401-00-015	06/29/2020	\$ 4,910,313	\$ 2,455,157
Dixon Unified	Solano	Dixon High	55/70532-00-003	06/29/2020	\$ 1,126,440	\$ -
Waterford Unified	Stanislaus	Waterford High	55/75572-00-002	06/29/2020	\$ 166,699	\$ -
Santa Maria Joint Union High	Santa Barbara	Righetti (Ernest) High	59/69310-00-005	06/29/2020	\$ 741,660	\$ -
Santa Maria Joint Union High	Santa Barbara	Righetti (Ernest) High	59/69310-00-006	06/29/2020	\$ 1,500,000	\$ -
Santa Maria Joint Union High	Santa Barbara	Santa Maria High	59/69310-00-007	06/29/2020	\$ 1,293,265	\$ -
Santa Maria Joint Union High	Santa Barbara	Santa Maria High	59/69310-00-008	06/29/2020	\$ 1,387,276	\$ -
Los Angeles Unified	Los Angeles	Grant (Ulysses S.) Senior High	55/64733-00-029	06/30/2020	\$ 2,842,443	\$ -
Los Angeles Unified	Los Angeles	Boyle Heights Stem High	55/64733-00-030	06/30/2020	\$ 2,068,338	\$ -
Los Angeles Unified	Los Angeles	Sherman Oaks Center For Enriched Studies	55/64733-00-031	06/30/2020	\$ 1,454,675	\$ -
Los Angeles Unified	Los Angeles	Sherman Oaks Center For Enriched Studies	55/64733-00-032	06/30/2020	\$ 1,602,168	\$ -
Simi Valley Unified	Ventura	Santa Susana High	55/72603-00-003	06/30/2020	\$ 3,000,000	\$ -
Dublin Unified	Alameda	Dublin High	55/75093-00-002	06/30/2020	\$ 265,505	\$ -
Dublin Unified	Alameda	Dublin High	55/75093-00-003	06/30/2020	\$ 312,724	\$ -
Rocklin Unified	Placer	Rocklin High	59/75085-00-007	06/30/2020	\$ 1,500,000	\$ -
Val Verde Unified	Riverside	Rancho Verde High	59/75242-00-001	06/30/2020	\$ 224,132	\$ -
<b>Total</b>					<b>\$ 415,783,014</b>	<b>\$ 21,279,839.00</b>

Summary of CTE Funding	Total (in Dollars)
<b>New Construction</b>	<b>\$ 329,152,965</b>
<b>Modernization</b>	<b>\$ 86,630,049</b>
<b>Total CTEFP</b>	<b>\$ 415,783,014</b>

\* OPSC has not yet reviewed the total grant requested and the total number of projects may exceed available bond authority. Placement on this list does not confirm funding.

**School Facility Program Applications within Bond Authority\***  
**- in millions of dollars, as of July 31, 2020-**



\*The projects on this report only represents completed applications that are awaiting Office of Public School Construction (OPSC) processing and scheduling to the State Allocation Board. It does not reflect the OPSC's complete workload or guarantee the project is within available bond authority.

\*\* Includes Facility Hardship Non-Seismic applications.

This list includes future workload that is identified as:

- Pending reflects workload that has been processed by OPSC but awaiting further information/documentation from the district.
- Reviewing reflects currently being processed by OPSC.

## **INFORMATION ITEM**

### **FULL-DAY KINDERGARTEN FACILITIES GRANT PROGRAM** (as of July 31, 2020)

The applications on this list represent Full-Day Kindergarten Facilities Grant Program projects in date order received through July 31, 2020. These applications have been received and are currently being reviewed by the Office of Public School Construction.

Published monthly in the SAB Agenda.

This report is also located on the [OPSC Website](#)



Full-Day Kindergarten Facilities Grant Program  
- Workload as of July 31, 2020 -

District	County	Site Name	Application Number	OPSC Date Received	Estimated State Grant (a)	Financial Hardship (b)	Estimated SAB Date
Chico Unified	Butte	Emma Wilson Elementary	70/61424-00-007	5/30/2019	\$ 1,251,446	TBD	TBD
Chico Unified	Butte	Mcmanus Elementary	70/61424-00-008	5/30/2019	\$ 1,668,595	TBD	TBD
Chico Unified	Butte	Marigold Elementary	70/61424-00-009	5/30/2019	\$ 1,668,595	TBD	TBD
Chico Unified	Butte	Neal Dow Elementary	70/61424-00-010	5/30/2019	\$ 414,149	TBD	TBD
Chico Unified	Butte	Sierra View Elementary	70/61424-00-011	5/30/2019	\$ 1,251,446	TBD	TBD
Chico Unified	Butte	Rosedale Elementary	70/61424-00-012	5/30/2019	\$ 1,668,595	TBD	TBD
Chico Unified	Butte	Hooker Oak Elementary	70/61424-00-013	5/30/2019	\$ 1,251,446	TBD	TBD
Martinez Unified	Contra Costa	John Muir Elementary	70/61739-00-002	5/30/2019	\$ 834,298	TBD	TBD
West Contra Costa Unified	Contra Costa	Wilson Elementary	70/61796-00-001	5/29/2019	\$ 1,251,446	TBD	TBD
Fowler Unified	Fresno	Marshall Elementary	70/62158-00-003	5/30/2019	\$ 2,920,041	TBD	TBD
Fowler Unified	Fresno	Malaga Elementary	70/62158-00-004	5/30/2019	\$ 834,298	TBD	TBD
Fresno Unified	Fresno	Addams Elementary	70/62166-00-006	5/9/2019	\$ 834,298	TBD	TBD
Fresno Unified	Fresno	Del Mar Elementary	70/62166-00-007	5/9/2019	\$ 1,251,446	TBD	TBD
Fresno Unified	Fresno	Ewing Elementary	70/62166-00-008	5/9/2019	\$ 1,668,595	TBD	TBD
Sanger Unified	Fresno	Lone Star Elementary	70/62414-00-005	5/20/2019	\$ 1,251,446	TBD	TBD
Sanger Unified	Fresno	Lincoln Elementary	70/62414-00-006	5/20/2019	\$ 834,298	TBD	TBD
Sanger Unified	Fresno	Wilson Elementary	70/62414-00-007	5/20/2019	\$ 834,298	TBD	TBD
Sanger Unified	Fresno	Madison Elementary	70/62414-00-008	5/20/2019	\$ 834,298	TBD	TBD
Sanger Unified	Fresno	John Wash Elementary	70/62414-00-009	5/20/2019	\$ 834,298	TBD	TBD
Selma Unified	Fresno	Andrew Jackson Elementary	70/62430-00-008	5/9/2019	\$ 1,668,595	TBD	TBD
Selma Unified	Fresno	Theodore Roosevelt Elementary	70/62430-00-009	5/9/2019	\$ 1,668,595	TBD	TBD
Selma Unified	Fresno	George Washington Elementary	70/62430-00-010	5/9/2019	\$ 1,668,595	TBD	TBD
Selma Unified	Fresno	Indianola Elementary	70/62430-00-011	5/9/2019	\$ 834,298	TBD	TBD
Selma Unified	Fresno	Woodrow Wilson Elementary	70/62430-00-012	5/9/2019	\$ 834,298	TBD	TBD
Selma Unified	Fresno	Garfield Elementary	70/62430-00-013	5/9/2019	\$ 834,298	TBD	TBD
Selma Unified	Fresno	Terry Elementary	70/62430-00-014	5/9/2019	\$ 417,149	TBD	TBD
El Centro Elementary	Imperial	Lincoln Elementary	70/63123-00-004	5/15/2019	\$ 834,298	TBD	TBD
El Centro Elementary	Imperial	Hendrick Elementary	70/63123-00-005	5/15/2019	\$ 834,298	TBD	TBD
El Centro Elementary	Imperial	Harding Elementary	70/63123-00-006	5/15/2019	\$ 834,298	TBD	TBD
Delano Union Elementary	Kern	Morningside Elementary	70/63404-00-006	5/9/2019	\$ 834,298	TBD	TBD
Delano Union Elementary	Kern	Terrace Elementary	70/63404-00-007	5/9/2019	\$ 417,149	TBD	TBD
Delano Union Elementary	Kern	Princeton Street Elementary	70/63404-00-008	5/9/2019	\$ 417,149	TBD	TBD
Greenfield Union	Kern	Palla Elementary	70/63503-00-002	5/15/2019	\$ 2,085,744	TBD	TBD
Greenfield Union	Kern	Plantation Elementary	70/63503-00-003	5/15/2019	\$ 834,298	TBD	TBD
Greenfield Union	Kern	Kendrick Elementary	70/63503-00-004	5/15/2019	\$ 1,251,446	TBD	TBD
Greenfield Union	Kern	Fairview Elementary	70/63503-00-005	5/15/2019	\$ 834,298	TBD	TBD
Greenfield Union	Kern	Valle Verde Elementary	70/63503-00-006	5/15/2019	\$ 2,085,744	TBD	TBD
Greenfield Union	Kern	Granite Pointe Elementary	70/63503-00-007	5/15/2019	\$ 1,251,446	TBD	TBD
Greenfield Union	Kern	Horizon Elementary	70/63503-00-008	5/15/2019	\$ 417,149	TBD	TBD
Southern Kern Unified	Kern	Westpark Elementary	70/63776-00-004	5/9/2019	\$ 1,668,595	TBD	TBD
Standard Elementary	Kern	Wingland Elementary	70/63792-00-005	5/14/2019	\$ 2,502,893	TBD	TBD
Standard Elementary	Kern	Highland Elementary	70/63792-00-006	5/14/2019	\$ 2,085,744	TBD	TBD
Armona Union Elementary	Kings	Armona Elementary	70/63875-00-002	5/13/2019	\$ 1,676,055	TBD	TBD
Hanford Elementary	Kings	Lincoln Elementary	70/63917-00-003	5/6/2019	\$ 1,258,906	TBD	TBD
Hanford Elementary	Kings	Monroe Elementary	70/63917-00-004	5/6/2019	\$ 841,758	TBD	TBD
Kit Carson Union Elementary	Kings	Kit Carson Elementary	70/63958-00-002	5/1/2019	\$ 424,609	TBD	TBD
Lennox Elementary	Los Angeles	Moffett Elementary	70/64709-00-002	5/23/2019	\$ 1,668,595	TBD	TBD
Lennox Elementary	Los Angeles	Dolores Huerta Elementary	70/64709-00-003	5/23/2019	\$ 1,668,595	TBD	TBD
Lennox Elementary	Los Angeles	Jefferson Elementary	70/64709-00-004	5/23/2019	\$ 3,337,190	TBD	TBD
San Marino Unified	Los Angeles	Carver Elementary	70/64964-00-001	5/30/2019	\$ 834,298	TBD	TBD
San Marino Unified	Los Angeles	Valentine Elementary	70/64964-00-002	5/30/2019	\$ 834,298	TBD	TBD
Sulphur Springs Union	Los Angeles	Pinetree Community	70/65045-00-010	5/9/2019	\$ 2,085,744	TBD	TBD
Sulphur Springs Union	Los Angeles	Mitchell Community	70/65045-00-011	5/9/2019	\$ 2,085,744	TBD	TBD

Full-Day Kindergarten Facilities Grant Program  
- Workload as of July 31, 2020 -

District	County	Site Name	Application Number	OPSC Date Received	Estimated State Grant (a)	Financial Hardship (b)	Estimated SAB Date
Sulphur Springs Union	Los Angeles	Sulphur Springs Community	70/65045-00-012	5/9/2019	\$ 1,668,595	TBD	TBD
Sulphur Springs Union	Los Angeles	Leona Cox Community	70/65045-00-013	5/9/2019	\$ 1,251,446	TBD	TBD
Sulphur Springs Union	Los Angeles	Canyon Springs Community	70/65045-00-014	5/9/2019	\$ 1,251,446	TBD	TBD
Sulphur Springs Union	Los Angeles	Mint Canyon Community	70/65045-00-015	5/9/2019	\$ 1,251,446	TBD	TBD
Sulphur Springs Union	Los Angeles	Fair Oaks Ranch Community	70/65045-00-016	5/9/2019	\$ 2,920,041	TBD	TBD
Sulphur Springs Union	Los Angeles	Golden Oak Community	70/65045-00-017	5/9/2019	\$ 1,251,446	TBD	TBD
San Rafael City Schools	Marin	San Padro Elementary	70/65458-00-002	5/2/2019	\$ 1,668,595	TBD	TBD
Alisal Union	Monterey	Cesar E. Chavez Elementary	70/65961-00-010	5/8/2019	\$ 1,251,446	TBD	TBD
Alisal Union	Monterey	Creekside Elementary	70/65961-00-011	5/8/2019	\$ 1,251,446	TBD	TBD
Alisal Union	Monterey	Virginia Rocca Barton Elementary	70/65961-00-012	5/8/2019	\$ 1,251,446	TBD	TBD
Alisal Union	Monterey	Dr. Martin Luther King Jr Academy	70/65961-00-013	5/8/2019	\$ 834,298	TBD	TBD
Alisal Union	Monterey	John E. Steinbeck Elementary	70/65961-00-014	5/8/2019	\$ 834,298	TBD	TBD
Alisal Union	Monterey	Monte Bella Elementary	70/65961-00-015	5/8/2019	\$ 417,149	TBD	TBD
Alisal Union	Monterey	Alisal Community	70/65961-00-016	5/8/2019	\$ 417,149	TBD	TBD
Chualar Union Elementary	Monterey	Chualar Elementary	70/65995-00-001	5/28/2019	\$ 841,758	TBD	TBD
Salinas City Elementary	Monterey	University Park Elementary	70/66142-00-001	5/22/2019	\$ 2,085,744	TBD	TBD
Salinas City Elementary	Monterey	Henry F. Kammann Elementary	70/66142-00-002	5/22/2019	\$ 1,668,595	TBD	TBD
Salinas City Elementary	Monterey	Los Padres Elementary	70/66142-00-003	5/22/2019	\$ 1,668,595	TBD	TBD
Salinas City Elementary	Monterey	Mission Park Elementary	70/66142-00-004	5/22/2019	\$ 1,668,595	TBD	TBD
Salinas City Elementary	Monterey	Monterey Park Elementary	70/66142-00-005	5/22/2019	\$ 1,251,446	TBD	TBD
Centralia Elementary	Orange	Los Coyotes Elementary	70/66472-00-006	5/9/2019	\$ 417,149	TBD	TBD
Centralia Elementary	Orange	Raymond Temple Elementary	70/66472-00-007	5/9/2019	\$ 1,251,446	TBD	TBD
Centralia Elementary	Orange	George B. Miller Elementary	70/66472-00-008	5/9/2019	\$ 417,149	TBD	TBD
Centralia Elementary	Orange	Dysinger Elementary	70/66472-00-009	5/9/2019	\$ 417,149	TBD	TBD
Centralia Elementary	Orange	San Marino Elementary	70/66472-00-010	5/9/2019	\$ 417,149	TBD	TBD
Santa Ana Unified	Orange	George Washington Elementary	70/66670-00-015	5/1/2019	\$ 2,502,893	TBD	TBD
Santa Ana Unified	Orange	Dr. Martin Luther King Jr Elementary	70/66670-00-016	5/1/2019	\$ 417,149	TBD	TBD
Santa Ana Unified	Orange	Thomas A. Edison Elementary	70/66670-00-017	5/1/2019	\$ 1,668,595	TBD	TBD
Santa Ana Unified	Orange	John Muir Fundamental Elementary	70/66670-00-018	5/1/2019	\$ 834,298	TBD	TBD
Santa Ana Unified	Orange	Pio Pico Elementary	70/66670-00-019	5/1/2019	\$ 834,298	TBD	TBD
Santa Ana Unified	Orange	Jim Thorpe Fundamental Elementary	70/66670-00-020	5/1/2019	\$ 1,251,446	TBD	TBD
Santa Ana Unified	Orange	Walker Elementary	70/66670-00-021	5/1/2019	\$ 417,149	TBD	TBD
Santa Ana Unified	Orange	James A. Garfield Elementary	70/66670-00-022	5/1/2019	\$ 1,251,446	TBD	TBD
Santa Ana Unified	Orange	Greenville Fundamental Elementary	70/66670-00-023	5/1/2019	\$ 1,668,595	TBD	TBD
Santa Ana Unified	Orange	Abraham Lincoln Elementary	70/66670-00-024	5/1/2019	\$ 1,668,595	TBD	TBD
Santa Ana Unified	Orange	Monte Vista Elementary	70/66670-00-025	5/1/2019	\$ 834,298	TBD	TBD
Santa Ana Unified	Orange	Theodore Roosevelt Elementary	70/66670-00-026	5/1/2019	\$ 834,298	TBD	TBD
Santa Ana Unified	Orange	Sepulveda Elementary	70/66670-00-027	5/1/2019	\$ 417,149	TBD	TBD
Santa Ana Unified	Orange	Woodrow Wilson Elementary	70/66670-00-028	5/1/2019	\$ 834,298	TBD	TBD
Alvord Unified	Riverside	Valley View Elementary	70/66977-00-014	5/1/2019	\$ 1,251,446	TBD	TBD
Alvord Unified	Riverside	Foothill Elementary	70/66977-00-015	5/1/2019	\$ 1,251,446	TBD	TBD
Alvord Unified	Riverside	McAuliffe Elementary	70/66977-00-016	5/1/2019	\$ 1,668,595	TBD	TBD
Alvord Unified	Riverside	Promenade Elementary	70/66977-00-017	5/1/2019	\$ 1,251,446	TBD	TBD
Alvord Unified	Riverside	Terrace Elementary	70/66977-00-018	5/1/2019	\$ 1,668,595	TBD	TBD
Alvord Unified	Riverside	Orrenmaa Elementary	70/66977-00-019	5/1/2019	\$ 834,298	TBD	TBD
Alvord Unified	Riverside	Myra Linn Elementary	70/66977-00-020	5/1/2019	\$ 834,298	TBD	TBD
Alvord Unified	Riverside	Rosemary Kennedy Elementary	70/66977-00-021	5/1/2019	\$ 834,298	TBD	TBD
Alvord Unified	Riverside	Arlanza Elementary	70/66977-00-022	5/1/2019	\$ 834,298	TBD	TBD
Alvord Unified	Riverside	Collett Elementary	70/66977-00-023	5/1/2019	\$ 1,251,446	TBD	TBD
Alvord Unified	Riverside	Lake Hills Elementary	70/66977-00-024	5/1/2019	\$ 1,251,446	TBD	TBD
Alvord Unified	Riverside	La Granada Elementary	70/66977-00-025	5/1/2019	\$ 1,251,446	TBD	TBD
Alvord Unified	Riverside	Twinhill Elementary	70/66977-00-026	5/1/2019	\$ 834,298	TBD	TBD
Desert Sands Unified	Riverside	Kennedy Elementary	70/67058-00-001	5/23/2019	\$ 620,850	TBD	TBD

Full-Day Kindergarten Facilities Grant Program  
- Workload as of July 31, 2020 -

District	County	Site Name	Application Number	OPSC Date Received	Estimated State Grant (a)	Financial Hardship (b)	Estimated SAB Date
Moreno Valley Unified	Riverside	Butterfield Elementary	70/67124-00-009	5/30/2019	\$ 1,251,446	TBD	TBD
Moreno Valley Unified	Riverside	Honey Hollow Elementary	70/67124-00-010	5/30/2019	\$ 1,251,446	TBD	TBD
Moreno Valley Unified	Riverside	North Ridge Elementary	70/67124-00-011	5/30/2019	\$ 1,251,446	TBD	TBD
Moreno Valley Unified	Riverside	Ridge Crest Elementary	70/67124-00-012	5/30/2019	\$ 834,298	TBD	TBD
Moreno Valley Unified	Riverside	Seneca Elementary	70/67124-00-013	5/30/2019	\$ 834,298	TBD	TBD
Moreno Valley Unified	Riverside	Serrano Elementary	70/67124-00-014	5/30/2019	\$ 834,298	TBD	TBD
Moreno Valley Unified	Riverside	Bear Valley Elementary	70/67124-00-015	5/30/2019	\$ 417,149	TBD	TBD
Moreno Valley Unified	Riverside	Cloverdale Elementary	70/67124-00-016	5/30/2019	\$ 417,149	TBD	TBD
Moreno Valley Unified	Riverside	Creekside Elementary	70/67124-00-017	5/30/2019	\$ 417,149	TBD	TBD
Moreno Valley Unified	Riverside	Hidden Springs Elementary	70/67124-00-018	5/30/2019	\$ 417,149	TBD	TBD
Nuvview Union	Riverside	Valley View Elementary	70/67157-00-001	5/24/2019	\$ 841,758	TBD	TBD
Riverside Unified	Riverside	Highgrove Elementary	70/67215-00-001	5/14/2019	\$ 1,361,219	TBD	TBD
Riverside Unified	Riverside	Jefferson Elementary	70/67215-00-002	5/14/2019	\$ 1,668,595	TBD	TBD
Riverside Unified	Riverside	Madison Elementary	70/67215-00-003	5/15/2019	\$ 2,085,744	TBD	TBD
Riverside Unified	Riverside	Longfellow Elementary	70/67215-00-004	5/14/2019	\$ 2,085,744	TBD	TBD
Riverside Unified	Riverside	Monroe Elementary	70/67215-00-005	5/14/2019	\$ 2,085,744	TBD	TBD
Riverside Unified	Riverside	Adams Elementary	70/67215-00-006	5/14/2019	\$ 1,251,446	TBD	TBD
Riverside Unified	Riverside	Alcott Elementary	70/67215-00-007	5/14/2019	\$ 834,298	TBD	TBD
Riverside Unified	Riverside	Fremont Elementary	70/67215-00-008	5/14/2019	\$ 907,480	TBD	TBD
San Jacinto Unified	Riverside	San Jacinto Elementary	70/67249-00-001	5/24/2019	\$ 1,668,595	TBD	TBD
San Jacinto Unified	Riverside	Edward Hyatt Elementary	70/67249-00-002	5/24/2019	\$ 417,149	TBD	TBD
Robla Elementary	Sacramento	Bell Avenue Elementary	70/67421-00-004	5/9/2019	\$ 841,758	TBD	TBD
Robla Elementary	Sacramento	Glenwood Elementary	70/67421-00-005	5/9/2019	\$ 1,258,906	TBD	TBD
Robla Elementary	Sacramento	Taylor Street Elementary	70/67421-00-006	5/9/2019	\$ 841,758	TBD	TBD
Hollister	San Benito	Calaveras Elementary	70/67470-00-005	5/30/2019	\$ 1,668,595	TBD	TBD
Hollister	San Benito	Ro Hardin Elementary	70/67470-00-006	5/30/2019	\$ 1,668,595	TBD	TBD
Hollister	San Benito	Gabilan Hills Elementary/Hdla	70/67470-00-007	5/30/2019	\$ 2,085,744	TBD	TBD
Hollister	San Benito	Cerra Vista Elementary	70/67470-00-008	5/30/2019	\$ 2,085,744	TBD	TBD
Colton Joint Unified	San Bernardino	Mckinley Elementary	70/67686-00-001	5/30/2019	\$ 834,298	TBD	TBD
Colton Joint Unified	San Bernardino	Ruth Grimes Elementary	70/67686-00-002	5/30/2019	\$ 1,251,446	TBD	TBD
Colton Joint Unified	San Bernardino	Wilson Elementary	70/67686-00-003	5/30/2019	\$ 834,298	TBD	TBD
Colton Joint Unified	San Bernardino	Rogers Elementary	70/67686-00-004	5/30/2019	\$ 834,298	TBD	TBD
Colton Joint Unified	San Bernardino	Crestmore Elementary	70/67686-00-005	5/30/2019	\$ 417,149	TBD	TBD
Colton Joint Unified	San Bernardino	Zimmerman Elementary	70/67686-00-006	5/30/2019	\$ 417,149	TBD	TBD
Cucamonga Elementary	San Bernardino	Cucamonga Elementary	70/67694-00-001	5/22/2019	\$ 1,258,906	TBD	TBD
Fontana Unified	San Bernardino	Locust Elementary	70/67710-00-021	5/30/2019	\$ 417,149	TBD	TBD
Fontana Unified	San Bernardino	Primrose Elementary	70/67710-00-022	5/30/2019	\$ 834,298	TBD	TBD
Fontana Unified	San Bernardino	Dorothy Grant Elementary	70/67710-00-023	5/30/2019	\$ 417,149	TBD	TBD
Fontana Unified	San Bernardino	Hemlock Elementary	70/67710-00-024	5/30/2019	\$ 834,298	TBD	TBD
Fontana Unified	San Bernardino	Poplar Elementary	70/67710-00-025	5/30/2019	\$ 834,298	TBD	TBD
Fontana Unified	San Bernardino	Sierra Lakes Elementary	70/67710-00-026	5/30/2019	\$ 417,149	TBD	TBD
Fontana Unified	San Bernardino	Oleander Elementary	70/67710-00-027	5/30/2019	\$ 1,668,595	TBD	TBD
Fontana Unified	San Bernardino	Porter Elementary	70/67710-00-028	5/30/2019	\$ 1,251,446	TBD	TBD
Fontana Unified	San Bernardino	Beech Elementary	70/67710-00-029	5/30/2019	\$ 834,298	TBD	TBD
Fontana Unified	San Bernardino	Palmetto Elementary	70/67710-00-030	5/30/2019	\$ 1,251,446	TBD	TBD
Fontana Unified	San Bernardino	Date Elementary	70/67710-00-031	5/30/2019	\$ 1,251,446	TBD	TBD
Fontana Unified	San Bernardino	Randall Pepper Elementary	70/67710-00-032	5/30/2019	\$ 834,298	TBD	TBD
Fontana Unified	San Bernardino	Citrus Elementary	70/67710-00-033	5/30/2019	\$ 834,298	TBD	TBD
Fontana Unified	San Bernardino	Cypress Elementary	70/67710-00-034	5/30/2019	\$ 1,251,446	TBD	TBD
Fontana Unified	San Bernardino	Canyon Crest Elementary	70/67710-00-035	5/30/2019	\$ 834,298	TBD	TBD
Fontana Unified	San Bernardino	Live Oak Elementary	70/67710-00-036	5/30/2019	\$ 834,298	TBD	TBD
Fontana Unified	San Bernardino	West Randall Elementary	70/67710-00-037	5/30/2019	\$ 417,149	TBD	TBD
Fontana Unified	San Bernardino	N. Tamarind Elementary	70/67710-00-038	5/30/2019	\$ 417,149	TBD	TBD

Full-Day Kindergarten Facilities Grant Program  
- Workload as of July 31, 2020 -

District	County	Site Name	Application Number	OPSC Date Received	Estimated State Grant (a)	Financial Hardship (b)	Estimated SAB Date
Rialto Unified	San Bernardino	Lm Preston Elementary	70/67850-00-005	5/29/2019	\$ 417,149	TBD	TBD
Rialto Unified	San Bernardino	Trapp Elementary	70/67850-00-006	5/29/2019	\$ 417,149	TBD	TBD
Dehesa Elementary	San Diego	Dehesa Elementary	70/68049-00-002	5/15/2019	\$ 841,758	TBD	TBD
Escondido Union Elementary	San Diego	Orange Glen Elementary	70/68098-00-001	5/22/2019	\$ 1,251,446	TBD	TBD
Mountain Empire Unified	San Diego	Campo Elementary	70/68213-00-005	5/21/2019	\$ 834,298	TBD	TBD
Mountain Empire Unified	San Diego	Clover Flat Elementary	70/68213-00-006	5/21/2019	\$ 834,298	TBD	TBD
Mountain Empire Unified	San Diego	Potrero Elementary	70/68213-00-007	5/21/2019	\$ 834,298	TBD	TBD
Mountain Empire Unified	San Diego	Descanso Elementary	70/68213-00-008	5/21/2019	\$ 834,298	TBD	TBD
Santee Elementary	San Diego	Sycamore Canyon Elementary	70/68361-00-006	5/23/2019	\$ 1,258,906	TBD	TBD
Santee Elementary	San Diego	Pride Academy	70/68361-00-007	5/23/2019	\$ 1,258,906	TBD	TBD
Santee Elementary	San Diego	Carlton Hills Elementary	70/68361-00-008	5/23/2019	\$ 1,258,906	TBD	TBD
Santee Elementary	San Diego	Cajon Park Elementary	70/68361-00-009	5/23/2019	\$ 1,258,906	TBD	TBD
Lincoln Unified	San Joaquin	John R. Williams	70/68569-00-001	5/2/2019	\$ 417,149	TBD	TBD
Lincoln Unified	San Joaquin	Brookside Elementary	70/68569-00-002	5/2/2019	\$ 417,149	TBD	TBD
Lincoln Unified	San Joaquin	Don Riggio	70/68569-00-003	5/2/2019	\$ 417,149	TBD	TBD
Lucia Mar Unified	San Luis Obispo	Dorthea Lange Elementary	70/68759-00-003	5/1/2019	\$ 834,298	TBD	TBD
Lucia Mar Unified	San Luis Obispo	Dana Elementary	70/68759-00-004	5/1/2019	\$ 834,298	TBD	TBD
Lucia Mar Unified	San Luis Obispo	Shell Beach Elementary	70/68759-00-005	5/29/2019	\$ 834,298	TBD	TBD
College Elementary	Santa Barbara	College Elementary	70/69179-00-001	5/28/2019	\$ 424,609	TBD	TBD
Lompoc Unified	Santa Barbara	Arthur Hapgood Elementary	70/69229-00-001	5/24/2019	\$ 1,251,446	TBD	TBD
Lompoc Unified	Santa Barbara	La Canada Elementary	70/69229-00-002	5/24/2019	\$ 1,251,446	TBD	TBD
Lompoc Unified	Santa Barbara	Miguelito Elementary	70/69229-00-003	5/24/2019	\$ 1,251,446	TBD	TBD
Lompoc Unified	Santa Barbara	Leonora Fillmore Elementary	70/69229-00-004	5/24/2019	\$ 834,298	TBD	TBD
Lompoc Unified	Santa Barbara	Buena Vista Elementary	70/69229-00-005	5/24/2019	\$ 834,298	TBD	TBD
Lompoc Unified	Santa Barbara	Clarence Ruth Elementary	70/69229-00-006	5/24/2019	\$ 834,298	TBD	TBD
Lompoc Unified	Santa Barbara	La Honda Elementary	70/69229-00-007	5/24/2019	\$ 834,298	TBD	TBD
Lompoc Unified	Santa Barbara	Crestview Elementary	70/69229-00-008	5/24/2019	\$ 834,298	TBD	TBD
Lompoc Unified	Santa Barbara	Los Berros Elementary	70/69229-00-009	5/24/2019	\$ 834,298	TBD	TBD
Luther Burbank Elementary	Santa Clara	Luther Burbank Elementary	70/69542-00-002	5/9/2019	\$ 1,258,906	TBD	TBD
Morgan Hill Unified	Santa Clara	Nordstrom Elementary	70/69583-00-004	5/30/2019	\$ 2,085,744	TBD	TBD
Morgan Hill Unified	Santa Clara	Jackson Academy	70/69583-00-005	5/30/2019	\$ 1,251,446	TBD	TBD
Morgan Hill Unified	Santa Clara	San Martin/Gwinn Elementary	70/69583-00-006	5/30/2019	\$ 1,251,446	TBD	TBD
San Jose Unified	Santa Clara	Booksin Elementary	70/69666-00-001	5/7/2019	\$ 1,668,595	TBD	TBD
San Jose Unified	Santa Clara	Los Alamos Elementary	70/69666-00-002	5/7/2019	\$ 1,251,446	TBD	TBD
Union Elementary	Santa Clara	Guadalupe Elementary	70/69708-00-001	5/30/2019	\$ 834,298	TBD	TBD
Pajaro Valley Unified	Santa Cruz	Hall District Elementary	70/69799-00-001	5/30/2019	\$ 1,251,446	TBD	TBD
Pajaro Valley Unified	Santa Cruz	Calabasas Elementary	70/69799-00-002	5/30/2019	\$ 2,085,744	TBD	TBD
Pajaro Valley Unified	Santa Cruz	Amesti Elementary	70/69799-00-003	5/30/2019	\$ 1,668,595	TBD	TBD
Pajaro Valley Unified	Santa Cruz	Starlight Elementary	70/69799-00-004	5/30/2019	\$ 2,085,744	TBD	TBD
Pajaro Valley Unified	Santa Cruz	Freedom Elementary	70/69799-00-005	5/30/2019	\$ 1,251,446	TBD	TBD
Pajaro Valley Unified	Santa Cruz	Ann Soldo Elementary	70/69799-00-006	5/30/2019	\$ 834,298	TBD	TBD
Pajaro Valley Unified	Santa Cruz	H.A. Hyde Elementary	70/69799-00-007	5/30/2019	\$ 1,251,446	TBD	TBD
Pajaro Valley Unified	Santa Cruz	Mar Vista Elementary	70/69799-00-008	5/30/2019	\$ 834,298	TBD	TBD
Pajaro Valley Unified	Santa Cruz	Radcliff Elementary	70/69799-00-009	5/30/2019	\$ 1,668,595	TBD	TBD
Pajaro Valley Unified	Santa Cruz	Mintie White Elementary	70/69799-00-010	5/30/2019	\$ 2,085,744	TBD	TBD
Pajaro Valley Unified	Santa Cruz	T.S. Macquiddy Elementary	70/69799-00-011	5/30/2019	\$ 1,251,446	TBD	TBD
Pajaro Valley Unified	Santa Cruz	Landmark Elementary	70/69799-00-012	5/30/2019	\$ 1,251,446	TBD	TBD
Pajaro Valley Unified	Santa Cruz	Bradley Elementary	70/69799-00-013	5/30/2019	\$ 1,251,446	TBD	TBD
Pajaro Valley Unified	Santa Cruz	Ohlone Elementary	70/69799-00-014	5/30/2019	\$ 417,149	TBD	TBD
Pajaro Valley Unified	Santa Cruz	Valencia Elementary	70/69799-00-015	5/30/2019	\$ 1,668,595	TBD	TBD
Pajaro Valley Unified	Santa Cruz	Rio Del Mar Elementary	70/69799-00-016	5/30/2019	\$ 834,298	TBD	TBD
Pajaro Valley Unified	Santa Cruz	Alianza Charter	70/69799-00-017	5/30/2019	\$ 1,668,595	TBD	TBD
Fairfield-Suisun Unified	Solano	Suisun Elementary	70/70540-00-003	5/2/2019	\$ 834,298	TBD	TBD



Full-Day Kindergarten Facilities Grant Program  
- Workload as of July 31, 2020 -

District	County	Site Name	Application Number	OPSC Date Received	Estimated State Grant (a)	Financial Hardship (b)	Estimated SAB Date
Fairfield-Suisun Unified	Solano	David Weir Elementary	70/70540-00-004	5/2/2019	\$ 417,149	TBD	TBD
Vacaville Unified	Solano	Edwin Markham Elementary	70/70573-00-002	5/2/2019	\$ 2,085,744	TBD	TBD
Ceres Unified	Stanislaus	Sam Vaughn Elementary	70/71043-00-002	5/23/2019	\$ 824,047	TBD	TBD
Cutler-Orosi Joint Unified	Tulare	Palm Elementary	70/71860-00-005	5/1/2019	\$ 2,502,893	TBD	TBD
Lindsay Unified	Tulare	Jefferson Elementary	70/71993-00-007	5/9/2019	\$ 834,298	TBD	TBD
Lindsay Unified	Tulare	Reagan Elementary	70/71993-00-008	5/9/2019	\$ 834,298	TBD	TBD
Lindsay Unified	Tulare	Kennedy Elementary	70/71993-00-009	5/9/2019	\$ 417,149	TBD	TBD
Sequoia Union Elementary	Tulare	Sequoia Elementary	70/72116-00-001	5/20/2019	\$ 841,758	TBD	TBD
Tulare City Elementary	Tulare	Roosevelt Elementary	70/72231-00-002	5/6/2019	\$ 2,510,353	TBD	TBD
Visalia Unified	Tulare	Goshen Elementary	70/72256-00-002	5/13/2019	\$ 1,676,055	TBD	TBD
Sonora Elementary	Toulumne	Sonora Elementary	70/72371-00-002	5/7/2019	\$ 824,048	TBD	TBD
Oxnard Elementary	Ventura	Marina West Elementary	70/72538-00-005	5/9/2019	\$ 2,085,744	TBD	TBD
Oxnard Elementary	Ventura	Rose Avenue Elementary	70/72538-00-006	5/9/2019	\$ 1,668,595	TBD	TBD
Oxnard Elementary	Ventura	Ramona Elementary	70/72538-00-007	5/9/2019	\$ 834,298	TBD	TBD
Oxnard Elementary	Ventura	Sierra Linda Elementary	70/72538-00-008	5/9/2019	\$ 2,502,893	TBD	TBD
Reef-Sunset Unified	Kings	Tamarack Elementary	70/73932-00-002	5/20/2019	\$ 1,668,595	TBD	TBD
Center Joint Unified	Sacramento	North Country Elementary	70/73973-00-006	5/9/2019	\$ 1,251,446	TBD	TBD
Center Joint Unified	Sacramento	Arthur Dudley Elementary	70/73973-00-007	5/9/2019	\$ 834,298	TBD	TBD
Center Joint Unified	Sacramento	Cyril Spinelli Elementary	70/73973-00-008	5/9/2019	\$ 834,298	TBD	TBD
Lake Elsinore Unified	Riverside	Railroad Canyon Elementary	70/75176-00-001	5/22/2019	\$ 1,648,095	TBD	TBD
Porterville Unified	Tulare	Santa Fe Elementary	70/75523-00-002	5/29/2019	\$ 1,676,055	TBD	TBD
Santa Barbara Unified	Santa Barbara	Adams Elementary	70/76786-00-002	5/9/2019	\$ 1,251,446	TBD	TBD
Santa Barbara Unified	Santa Barbara	Harding University Partnership	70/76786-00-003	5/9/2019	\$ 1,251,446	TBD	TBD
Upper Lake Unified	Lake	Upper Lake Elementary	70/76976-00-002	5/9/2019	\$ 1,258,906	TBD	TBD
Kelseyville Unified	Lake	Kelseyville Elementary	71/64014-00-002	5/23/2019	\$ 806,528	TBD	TBD
Los Nietos Elementary	Los Angeles	Nelson Elementary	71/64758-00-002	5/29/2019	\$ 359,828	TBD	TBD
Sulphur Springs Union	Los Angeles	Valley View Community	71/65045-00-001	5/9/2019	\$ 711,700	TBD	TBD
Whittier City	Los Angeles	Phelan Elementary	71/65110-00-003	5/13/2019	\$ 355,850	TBD	TBD
Whittier City	Los Angeles	Jackson Elementary	71/65110-00-004	5/13/2019	\$ 242,393	TBD	TBD
Whittier City	Los Angeles	Mill Elementary	71/65110-00-005	5/13/2019	\$ 121,196	TBD	TBD
Livingston Union	Merced	Campus Park Elementary	71/65748-00-001	5/30/2019	\$ 359,828	TBD	TBD
Livingston Union	Merced	Selma Herndon Elementary	71/65748-00-002	5/30/2019	\$ 893,603	TBD	TBD
Ocean View Elementary	Orange	Westmont Elementary	71/66613-00-001	5/13/2019	\$ 177,925	TBD	TBD
Ocean View Elementary	Orange	College View Elementary	71/66613-00-002	5/13/2019	\$ 177,925	TBD	TBD
Santa Ana Unified	Orange	Romero-Cruz Academy	71/66670-00-020	5/1/2019	\$ 242,393	TBD	TBD
Santa Ana Unified	Orange	George Washington Carver Elementary	71/66670-00-021	5/1/2019	\$ 242,393	TBD	TBD
Santa Ana Unified	Orange	Thomas Jefferson Elementary	71/66670-00-022	5/1/2019	\$ 363,589	TBD	TBD
Santa Ana Unified	Orange	Andrew Jackson Elementary	71/66670-00-023	5/1/2019	\$ 686,450	TBD	TBD
Santa Ana Unified	Orange	Martin R. Heninger Elementary	71/66670-00-024	5/1/2019	\$ 363,589	TBD	TBD
Santa Ana Unified	Orange	John Adams Elementary	71/66670-00-025	5/1/2019	\$ 242,393	TBD	TBD
Santa Ana Unified	Orange	John Muir Fundamental Elementary	71/66670-00-026	5/1/2019	\$ 363,589	TBD	TBD
Santa Ana Unified	Orange	Santiago Elementary	71/66670-00-027	5/1/2019	\$ 533,775	TBD	TBD
Santa Ana Unified	Orange	John C. Fremont Elementary	71/66670-00-028	5/1/2019	\$ 121,196	TBD	TBD
Santa Ana Unified	Orange	Heroes Elementary	71/66670-00-029	5/1/2019	\$ 121,196	TBD	TBD
Santa Ana Unified	Orange	John F. Kennedy Elementary	71/66670-00-030	5/1/2019	\$ 484,785	TBD	TBD
Santa Ana Unified	Orange	James Madison Elementary	71/66670-00-031	5/1/2019	\$ 1,245,475	TBD	TBD
Santa Ana Unified	Orange	Glenn L. Martin Elementary	71/66670-00-032	5/1/2019	\$ 484,785	TBD	TBD
Santa Ana Unified	Orange	William Howard Taft Elementary	71/66670-00-033	5/1/2019	\$ 121,196	TBD	TBD
Santa Ana Unified	Orange	Wallace R. Davis Elementary	71/66670-00-034	5/1/2019	\$ 355,850	TBD	TBD
Santa Ana Unified	Orange	Diamond Elementary	71/66670-00-035	5/1/2019	\$ 355,850	TBD	TBD
Santa Ana Unified	Orange	Carl Harvey Elementary	71/66670-00-036	5/1/2019	\$ 121,196	TBD	TBD
Santa Ana Unified	Orange	Herbert Hoover Elementary	71/66670-00-037	5/1/2019	\$ 121,196	TBD	TBD
Santa Ana Unified	Orange	James Russell Elementary	71/66670-00-038	5/1/2019	\$ 605,981	TBD	TBD

Full-Day Kindergarten Facilities Grant Program  
- Workload as of July 31, 2020 -

District	County	Site Name	Application Number	OPSC Date Received	Estimated State Grant (a)	Financial Hardship (b)	Estimated SAB Date
Santa Ana Unified	Orange	James Monroe Elementary	71/66670-00-039	5/1/2019	\$ 121,196	TBD	TBD
Centralia Elementary	Orange	Danbrook Elementary	71/66742-00-002	5/9/2019	\$ 711,700	TBD	TBD
Moreno Valley Unified	Riverside	Butterfield Elementary	71/67124-00-007	5/30/2019	\$ 242,393	TBD	TBD
Moreno Valley Unified	Riverside	Bear Valley Elementary	71/67124-00-008	5/30/2019	\$ 363,589	TBD	TBD
Moreno Valley Unified	Riverside	Cloverdale Elementary	71/67124-00-009	5/30/2019	\$ 363,589	TBD	TBD
Moreno Valley Unified	Riverside	Creekside Elementary	71/67124-00-010	5/30/2019	\$ 363,589	TBD	TBD
Moreno Valley Unified	Riverside	Hidden Springs Elementary	71/67124-00-011	5/30/2019	\$ 242,393	TBD	TBD
Riverside Unified	Riverside	Harrison Elementary	71/67215-00-001	5/15/2019	\$ 242,393	TBD	TBD
Riverside Unified	Riverside	Jackson Elementary	71/67215-00-002	5/14/2019	\$ 242,393	TBD	TBD
Colton Joint Unified	San Bernardino	Crestmore Elementary	71/67686-00-001	5/30/2019	\$ 533,775	TBD	TBD
Colton Joint Unified	San Bernardino	Zimmerman Elementary	71/67686-00-002	5/30/2019	\$ 533,775	TBD	TBD
Fontana Unified	San Bernardino	Locust Elementary	71/67710-00-012	5/30/2019	\$ 242,393	TBD	TBD
Fontana Unified	San Bernardino	Primrose Elementary	71/67710-00-013	5/30/2019	\$ 242,393	TBD	TBD
Fontana Unified	San Bernardino	Juniper Elementary	71/67710-00-014	5/30/2019	\$ 355,850	TBD	TBD
Fontana Unified	San Bernardino	Tokay Elementary	71/67710-00-016	5/30/2019	\$ 355,850	TBD	TBD
Fontana Unified	San Bernardino	Randall Pepper Elementary	71/67710-00-017	5/30/2019	\$ 242,393	TBD	TBD
Fontana Unified	San Bernardino	South Tamarind Elementary	71/67710-00-018	5/30/2019	\$ 533,775	TBD	TBD
Fontana Unified	San Bernardino	Chaparral Elementary	71/67710-00-019	5/30/2019	\$ 121,196	TBD	TBD
Fontana Unified	San Bernardino	Shadow Hills Elementary	71/67710-00-020	5/30/2019	\$ 121,196	TBD	TBD
Fontana Unified	San Bernardino	Maple Elementary	71/67710-00-021	5/30/2019	\$ 533,775	TBD	TBD
Fontana Unified	San Bernardino	Almond Elementary	71/67710-00-022	5/30/2019	\$ 121,196	TBD	TBD
Fontana Unified	San Bernardino	Oak Park Elementary	71/67710-00-015	5/30/2019	\$ 121,196	TBD	TBD
Rialto Unified	San Bernardino	Lm Preston Elementary	71/67850-00-008	5/29/2019	\$ 355,850	TBD	TBD
Rialto Unified	San Bernardino	Morgan Elementary	71/67850-00-009	5/29/2019	\$ 363,589	TBD	TBD
Rialto Unified	San Bernardino	Morris Elementary	71/67850-00-010	5/29/2019	\$ 242,393	TBD	TBD
Rialto Unified	San Bernardino	Dollahan Elementary	71/67850-00-011	5/29/2019	\$ 242,393	TBD	TBD
Rialto Unified	San Bernardino	J.C. Boyd Elementary	71/67850-00-012	5/29/2019	\$ 242,393	TBD	TBD
Rialto Unified	San Bernardino	Dunn Elementary	71/67850-00-013	5/29/2019	\$ 121,196	TBD	TBD
Santee Elementary	San Diego	Hill Creek Elementary	71/68361-00-008	5/23/2019	\$ 359,828	TBD	TBD
Banta Elementary	San Joaquin	Banta Elementary	71/68486-00-001	5/29/2019	\$ 181,903	TBD	TBD
Banta Elementary	San Joaquin	Nextgeneration Steam Academy	71/68486-00-002	5/29/2019	\$ 164,488	TBD	TBD
Lincoln Unified	San Joaquin	John R. Williams	71/68569-00-001	5/3/2019	\$ 177,925	TBD	TBD
Lincoln Unified	San Joaquin	Tully C. Knoles	71/68569-00-002	5/2/2019	\$ 121,196	TBD	TBD
Lincoln Unified	San Joaquin	Claudia Landeen	71/68569-00-003	5/2/2019	\$ 242,393	TBD	TBD
Lincoln Unified	San Joaquin	Colonial Heights	71/68569-00-004	5/2/2019	\$ 121,196	TBD	TBD
Lincoln Unified	San Joaquin	Mable Barron	71/68569-00-005	5/2/2019	\$ 121,196	TBD	TBD
Morgan Hill Unified	Santa Clara	El Toro Elementary	71/69583-00-006	5/30/2019	\$ 363,589	TBD	TBD
Morgan Hill Unified	Santa Clara	Los Paseos Elementary	71/69583-00-007	5/30/2019	\$ 484,785	TBD	TBD
Morgan Hill Unified	Santa Clara	Paradise Valley Elementary	71/69583-00-008	5/30/2019	\$ 242,393	TBD	TBD
Morgan Hill Unified	Santa Clara	Pa Walsh Elementary	71/69583-00-009	5/30/2019	\$ 484,785	TBD	TBD
Morgan Hill Unified	Santa Clara	Barrett Elementary	71/69583-00-010	5/30/2019	\$ 121,196	TBD	TBD
Strathmore Union Elementary	Tulare	Strathmore Elementary	71/72157-00-001	5/13/2019	\$ 164,488	TBD	TBD
Sunnyside Union Elementary	Tulare	Sunnyside Elementary	71/72181-00-001	5/20/2019	\$ 164,488	TBD	TBD
Compton Unified	Los Angeles	Martin Luther King Elementary	71/73437-00-001	5/29/2019	\$ 363,589	TBD	TBD

Summary of Full-Day Kindergarten Facilities Grant Program	
	Total (in Dollars)
New Construction	\$ 273,322,097
Retrofit	\$ 23,782,903
<b>Full-Day Kindergarten Total</b>	<b>\$ 297,105,000</b>

\* Full-Day Kindergarten Facilities Grant Program applications received by OPSC for the May 2019 Filing Round. OPSC has not yet reviewed the total grant requested and the total number of projects may exceed available expenditure authority. Placement on this list does not confirm funding.

## **INFORMATION ITEM**

### **SCHOOL FACILITY PROGRAM APPLICATIONS RECEIVED BEYOND BOND AUTHORITY LIST (as of July 31, 2020)**

The applications on this list represent School Facility Program (SFP) New Construction and Modernization projects in date order received that were received on or after September 13, 2018 through July 31, 2020. These applications have been received, but not reviewed, by the Office of Public School Construction (OPSC). This list is presented to the State Allocation Board for acknowledgement, but not approval pursuant to SFP Regulation Section 1859.95.1.

Published monthly in the SAB Agenda.

This report is also on the [OPSC Website](http://www.dgs.ca.gov/opsc) at:  
[www.dgs.ca.gov/opsc](http://www.dgs.ca.gov/opsc)

SFP APPLICATIONS  
New Construction Acknowledged Applications Received Past Existing Authority as of July 31, 2020

District	County	Site Name	DSA Number	50-04 Date Received	Estimated State Grant (a)	Estimated Financial Hardship (b)
Imperial County Office of Education	Imperial	La Paloma Middle	04-116828	09/14/18	\$ 1,442,651	\$ 1,442,651
Winters Joint Unified	Yolo	Winters High	02-115475	09/14/18	\$ 2,188,077	\$ -
Plaza Elementary	Glenn	Plaza Elementary	02-116764	09/18/18	\$ 2,672,913	\$ 2,672,913
Gustine Unified	Merced	Gustine High	02-116135	09/19/18	\$ 4,814,849	\$ 4,814,849
Corona-Norco Unified	Riverside	Roosevelt High	04-115480	09/21/18	\$ 15,085,368	\$ -
Round Valley Unified	Mendocino	Round Valley High	01-117277	09/24/18	\$ 2,353,745	\$ 2,353,745
Live Oak Unified	Sutter	Live Oak Middle	02-116511	09/24/18	\$ 1,776,402	\$ -
Corona-Norco Unified	Riverside	Garretson Elementary	04-115277	10/01/18	\$ 3,682,897	\$ -
Lammersville Joint Unified	San Joaquin	Cordes Elementary	02-116707	10/04/18	\$ 14,117,100	\$ -
San Benito High	San Benito	San Benito High	01-117136	10/08/18	\$ 6,418,818	\$ -
Fairfield-Suisun Unified	Solano	E Ruth Sheldon Academy of Innovative Learning	02-116436	10/10/18	\$ 1,574,262	\$ -
Grossmont Union High	San Diego	Granite Hills High	04-116776	10/12/18	\$ 966,051	\$ -
El Centro Elementary	Imperial	Harding Elementary	04-117257	10/15/18	\$ 1,656,420	\$ -
Wasco Union Elementary	Kern	James A Forrest Elementary	03-117605	10/15/18	\$ 11,839,197	\$ 11,839,197
Alview-Dairyland Union Elementary	Madera	Alview Elementary	Site/Design	10/16/18	\$ 122,877	\$ 122,877
Alview-Dairyland Union Elementary	Madera	Dairyland Elementary	Site/Design	10/16/18	\$ 122,877	\$ 122,877
Kings River Union Elementary	Tulare	Kings River Elementary	Site/Design	10/16/18	\$ 1,869,396	\$ 1,869,396
Fremont Union High	Santa Clara	Homestead High	01-116560	10/23/18	\$ 3,185,692	\$ -
Fremont Unified	Alameda	G M Walters Junior High	01-115744	10/24/18	\$ 7,741,378	\$ -
Grossmont Union High	San Diego	El Capitan High	04-116979	10/25/18	\$ 2,379,500	\$ -
Corning Union High	Tehama	Corning High	02-116489	10/26/18	\$ 3,546,223	\$ -
Castro Valley Unified	Alameda	Castro Valley High	01-116720	10/29/18	\$ 1,380,830	\$ -
Castro Valley Unified	Alameda	Castro Valley High	01-116816	10/29/18	\$ 1,625,897	\$ -
Grossmont Union High	San Diego	Monte Vista High	04-116978	10/29/18	\$ 1,536,016	\$ -
West Park Elementary	Fresno	West Park Elementary	02-116848	10/30/18	\$ 3,948,406	\$ 3,948,406
Campbell Union High	Santa Clara	Leigh High	01-117171	10/30/18	\$ 4,203,090	\$ -
Central Union High	Imperial	Central Union High	04-116825	10/31/18	\$ 11,738,874	\$ 11,738,874
Pajaro Valley Unified	Santa Cruz	Pajaro Valley High	01-116514	10/31/18	\$ 1,905,424	\$ -
Fairfield-Suisun Unified	Solano	E Ruth Sheldon Academy of Innovative Learning	02-116436	10/31/18	\$ 4,711,065	\$ -
Fresno County Office of Education	Fresno	Selma High	02-116799	11/06/18	\$ 295,279	\$ -
Jurupa Unified	Riverside	West Riverside Elementary	04-115786	11/09/18	\$ 4,338,436	\$ -
Sunnyside Union Elementary	Tulare	Sunnyside Elementary	Site/Design	11/14/18	\$ 4,562,914	\$ 4,562,914
Santa Maria-Bonita	Santa Barbara	Measure T Elementary	03-118839	11/16/18	\$ 11,229,282	\$ -
Williams Unified	Colusa	Williams Elementary	Site/Design	11/19/18	\$ 867,525	\$ 867,525
Williams Unified	Colusa	Williams High	Site/Design	11/19/18	\$ 1,429,051	\$ 1,429,051
Pierce Joint Unified	Colusa	Arbuckle Elementary	02-116802	11/20/18	\$ 1,941,453	\$ -
Los Angeles Unified	Los Angeles	International Studies Learning Center	03-117730	11/26/18	\$ 8,212,769	\$ -
William S. Hart Union High	Los Angeles	William S Hart High	03-118530	11/29/18	\$ 9,813,917	\$ -
Oxnard	Ventura	Seabridge Elementary	03-118672	12/07/18	\$ 13,517,344	\$ -
Oxnard	Ventura	Seabridge Elementary	03-118672	12/07/18	\$ 786,556	\$ -
Porterville Unified	Tulare	Porterville Military Academy	02-115851	12/07/18	\$ 2,092,468	\$ -
Arvin Union	Kern	Bear Mountain Elementary	03-119081	12/14/18	\$ 3,118,320	\$ -
Meadows Union Elementary	Imperial	Meadows Elementary	04-116690	12/20/18	\$ 2,874,742	\$ -
Blochman Union Elementary	Santa Barbara	Benjamin Foxen Elementary	03-119221	12/21/18	\$ 1,308,316	\$ -
Sanger Unified	Fresno	Washington Academic Middle	02-117046	12/24/18	\$ 560,664	\$ -
Etiwanda Elementary	San Bernardino	John L Golden Elementary	04-116718	01/15/19	\$ 1,331,474	\$ -



SFP APPLICATIONS  
New Construction Acknowledged Applications Received Past Existing Authority as of July 31, 2020

District	County	Site Name	DSA Number	50-04 Date Received	Estimated State Grant (a)	Estimated Financial Hardship (b)
Tulare Joint Union High	Tulare	Tulare Union High	02-116884	01/15/19	\$ 4,426,098	\$ -
Lemoore Union High	Kings	Lemoore High	02-116535	01/18/19	\$ 5,710,055	\$ -
South Pasadena Unified	Los Angeles	South Pasadena Senior High	03-117509	01/18/19	\$ 1,814,372	\$ -
South Pasadena Unified	Los Angeles	South Pasadena Senior High	03-118006	01/18/19	\$ 478,063	\$ -
Etiwanda Elementary	San Bernardino	David W Long Elementary	04-117113	01/18/19	\$ 1,296,904	\$ -
Hope Elementary	Tulare	Hope Elementary	Site/Design	01/18/19	\$ 885,316	\$ 885,316
Kings Canyon Joint Unified	Fresno	Reedley Middle College High	02-115465	01/28/19	\$ 3,851,979	\$ -
Etiwanda Elementary	San Bernardino	Caryn Elementary	04-117369	02/12/19	\$ 1,366,064	\$ -
Hanford Elementary	Kings	Lincoln Elementary	02-117050	02/27/19	\$ 1,641,316	\$ -
Ceres Unified	Stanislaus	Caswell Elementary	02-116128	02/27/19	\$ 1,519,834	\$ -
Ceres Unified	Stanislaus	Caswell Elementary	02-116128	02/27/19	\$ 714,666	\$ -
Sanger Unified	Fresno	Sanger High	02-117029	03/12/19	\$ 453,990	\$ -
Huntington Beach City Elementary	Orange	Ethel Dwyer Middle	04-116716	03/13/19	\$ 1,602,035	\$ -
Elk Grove Unified	Sacramento	Pleasant Grove High	02-116618	03/14/19	\$ 1,089,046	\$ -
William S. Hart Union High	Los Angeles	Sierra Vista Junior High	03-117759	03/19/19	\$ 3,277,471	\$ -
Robla Elementary	Sacramento	Taylor Street Elementary	02-116689	03/19/19	\$ 1,493,548	\$ -
Sonora Elementary	Tuolumne	Sonora Elementary	02-114452	03/19/19	\$ 1,799,125	\$ -
Soquel Union Elementary	Santa Cruz	New Brighton Middle	01-117113	03/21/19	\$ 1,199,142	\$ -
Pittsburg Unified	Contra Costa	Parkside Elementary	01-117089	03/28/19	\$ 3,724,122	\$ -
Panama-Buena Vista Union	Kern	Panama Elementary	03-118288	04/02/19	\$ 8,150,119	\$ -
Soquel Union Elementary	Santa Cruz	Santa Cruz Gardens Elementary	01-117493	04/02/19	\$ 1,400,353	\$ -
Riverside Unified	Riverside	Harrison Elementary	04-117796	04/04/19	\$ 1,936,737	\$ -
Riverside Unified	Riverside	Jefferson Elementary	04-117816	04/05/19	\$ 2,518,888	\$ -
Capistrano Unified	Orange	Aliso Niguel High	04-117480	04/10/19	\$ 3,773,236	\$ -
Capistrano Unified	Orange	Newhart Middle	04-117479	04/10/19	\$ 4,318,962	\$ -
Riverside Unified	Riverside	Highgrove Elementary	04-117600	04/12/19	\$ 4,568,978	\$ -
Long Beach Unified	Los Angeles	Eunice Sato Academy of Math & Science	03-118586	04/15/19	\$ 8,094,645	\$ -
Riverside Unified	Riverside	Madison Elementary	04-117805	04/18/19	\$ 2,934,170	\$ -
Grossmont Union High	San Diego	Santana High	04-116449	04/19/19	\$ 2,172,279	\$ -
Walnut Valley Unified	Los Angeles	Collegewood Elementary	03-118931	04/24/19	\$ 4,680,284	\$ -
Freshwater Elementary	Humboldt	Freshwater Elementary	Site/Design	04/30/19	\$ 159,972	\$ 159,972
Escalon Unified	San Joaquin	Dent Elementary	02-116870	05/03/19	\$ 4,671,640	\$ -
Fairfield-Suisun Unified	Solano	Suisun Valley Elementary	02-116558	05/08/19	\$ 1,308,175	\$ -
San Joaquin County Office of Education	San Joaquin	John J McFall Elementary	Site/Design	06/13/19	\$ 495,038	\$ 495,038
Rocklin Unified	Placer	Rocklin High	02-117520	06/13/19	\$ 1,031,421	\$ -
Walnut Valley Unified	Los Angeles	Diamond Bar High	03-119137	06/14/19	\$ 1,923,950	\$ -
Piedmont City Unified	Alameda	Piedmont High	01-117533	06/18/19	\$ 7,223,659	\$ -
Porterville Unified	Tulare	Monache High	02-115643	06/25/19	\$ 7,475,880	\$ -
Stockton Unified	San Joaquin	Rio Calaveras Elementary	02-117206	06/26/19	\$ 1,481,638	\$ -
Yuba County Office of Education	Yuba	Virginia School @ Yuba College	02-117118	07/16/19	\$ 656,120	\$ 656,120
Yuba County Office of Education	Yuba	Virginia School @ Yuba College	02-117118	07/16/19	\$ 239,918	\$ 239,918
Los Banos Unified	Merced	San Luis High	02-117464	07/18/19	\$ 634,177	\$ -
Long Beach Unified	Los Angeles	Millikan High	03-118323	07/22/19	\$ 7,648,691	\$ -
Natomas Unified	Sacramento	Natomas High	02-116582	07/23/19	\$ 1,197,332	\$ -
Sanger Unified	Fresno	Madison Elementary	02-117601	07/29/19	\$ 365,374	\$ -
Fremont Unified	Alameda	John M Horner Junior High	01-116600	08/02/19	\$ 11,743,315	\$ -

SFP APPLICATIONS  
New Construction Acknowledged Applications Received Past Existing Authority as of July 31, 2020

District	County	Site Name	DSA Number	50-04 Date Received	Estimated State Grant (a)	Estimated Financial Hardship (b)
Palm Springs Unified	Riverside	Desert Hot Springs High	04-117776	08/02/19	\$ 1,237,991	\$ -
Palm Springs Unified	Riverside	Desert Hot Springs High	04-117464	08/02/19	\$ 1,558,238	\$ -
Los Banos Unified	Merced	Volta Elementary	02-117560	08/09/19	\$ 640,355	\$ -
Campbell Union High	Santa Clara	Branham High	01-117117	08/09/19	\$ 6,914,835	\$ -
Hesperia Unified	San Bernardino	Topaz Preparatory Academy	04-117777	08/09/19	\$ 685,886	\$ -
Sanger Unified	Fresno	John S Wash Elementary	02-117663	08/12/19	\$ 368,316	\$ -
Kern High	Kern	Vista Continuation High	03-119958	08/12/19	\$ 276,267	\$ -
Traver Joint Elementary	Tulare	Traver Elementary	Site/Design	08/14/19	\$ 419,767	\$ 419,767
Kern County Office of Education	Kern	Aurora Program School	03-119202	08/16/19	\$ 5,391,482	\$ -
Clovis Unified	Fresno	Clovis East High	02-117406	08/16/19	\$ 493,373	\$ -
Clovis Unified	Fresno	Reagan Elementary	02-117413	08/16/19	\$ 191,459	\$ -
Clovis Unified	Fresno	James S Fugman Elementary	02-117412	08/16/19	\$ 230,687	\$ -
Clovis Unified	Fresno	Roger S Orazz Elementary	02-117414	08/16/19	\$ 387,058	\$ -
Ventura Unified	Ventura	Mound Elementary	03-119844	08/20/19	\$ 514,427	\$ -
Las Virgenes Unified	Los Angeles	Lupin Hill Elementary	03-119279	08/21/19	\$ 798,316	\$ -
Western Placer Unified	Placer	Twelve Bridges High	02-116896	08/22/19	\$ 36,763,875	\$ -
Fremont Unified	Alameda	Washington High	01-117422	08/27/19	\$ 4,885,235	\$ -
Elk Grove Unified	Sacramento	James Rutter Middle School	02-117160	08/28/19	\$ 3,141,303	\$ -
Riverside Unified	Riverside	Magnolia Elementary	04-117814	08/29/19	\$ 3,558,595	\$ -
Folsom Cordova Unified	Sacramento	Mangini Ranch Elementary	02-117008	09/04/19	\$ 11,069,618	\$ -
Western Placer Unified	Placer	Scott Leaman Elementary	02-117173	09/16/19	\$ 12,794,910	\$ -
Fountain Valley	Orange	Masuda Middle	04-118487	09/17/19	\$ 1,085,890	\$ -
Riverside Unified	Riverside	Adams Elementary	04-118175	09/19/19	\$ 2,440,522	\$ -
Ballico-Cressey Elementary	Merced	Ballico Elementary	02-116471	09/24/19	\$ 2,778,665	\$ -
Saugus Union Elementary	Los Angeles	Plum Canyon Elementary	03-119335	09/26/19	\$ 1,389,799	\$ -
Oxnard Elementary	Ventura	Rose Avenue Elementary	03-119284	10/11/19	\$ 10,743,903	\$ 10,743,903
Poway Unified	San Diego	Oak Valley Middle	04-117958	10/16/19	\$ 3,018,181	\$ -
Rocklin Unified	Placer	Ruhkala Elementary	02-117477	10/17/19	\$ 3,108,505	\$ -
Lake Elsinore Unified	Riverside	Alberhill Elementary	04-117782	10/18/19	\$ 12,267,331	\$ -
North Cow Creek Elementary	Shasta	North Cow Creek Elementary	Site/Design	10/25/19	\$ 121,970	\$ 121,970
El Centro Elementary	Imperial	De Anza Magnet	04-117804	10/30/19	\$ 2,800,536	\$ -
Maple Elementary	Kern	Maple Elementary	Site/Design	10/30/19	\$ 385,052	\$ 385,052
Standard Elementary	Kern	Standard Elementary	03-119797	10/31/19	\$ 4,665,935	\$ -
Madera Unified	Madera	Concurrent Enrollment Middle	02-117204	10/31/19	\$ 4,134,537	\$ -
Tustin Unified	Orange	Legacy Magnet Academy	04-116856	11/07/19	\$ 31,899,239	\$ -
Riverside Unified	Riverside	Jackson Elementary	04-117815	11/15/19	\$ 3,059,678	\$ -
Chowchilla Elementary	Madera	Wilson Middle	02-116477	12/03/19	\$ 723,007	\$ -
Riverside Unified	Riverside	University Heights Middle	04-117674	12/06/19	\$ 2,699,011	\$ -
Dublin Unified	Alameda	Dublin High	01-117208	12/18/19	\$ 6,412,551	\$ -
Riverside Unified	Riverside	King (Martin Luther Jr.) High	04-117852	01/06/20	\$ 514,585	\$ -
Napa Valley Unified	Napa	River Charter	01-117207	01/10/20	\$ 4,042,028	\$ -
Corona-Norco Unified	Riverside	Jefferson Elementary	04-118005	01/15/20	\$ 4,797,972	\$ -
Murrieta Valley Unified	Riverside	Murrieta Mesa High	04-118451	01/24/20	\$ 5,113,657	\$ -
Fountain Valley Elementary	Orange	Fulton (Harry C) Middle	04-118883	02/14/20	\$ 1,061,790	\$ -
Natomas Unified	Sacramento	Paso Verde	02-117126	02/18/20	\$ 20,495,845	\$ -
Irvine Unified	Orange	Heritage Field K-8	04-118047	02/20/20	\$ 47,744,919	\$ -

SFP APPLICATIONS  
New Construction Acknowledged Applications Received Past Existing Authority as of July 31, 2020

District	County	Site Name	DSA Number	50-04 Date Received	Estimated State Grant (a)	Estimated Financial Hardship (b)
Albany City Unified	Alameda	Albany High	01-117541	02/21/20	\$ 4,370,747	\$ -
Martinez Unified	Contra Costa	John Muir Elementary	01-118033	02/24/20	\$ 4,662,545	\$ -
Salinas Union High	Monterey	Dolores Huerta Middle	01-117098	03/02/20	\$ 21,431,900	\$ -
Stockton Unified	San Joaquin	Valentine Peyton Elementary	02-117686	03/26/20	\$ 1,508,086	\$ -
Mendota Unified	Fresno	Mendota Junior High	02-117492	04/13/20	\$ 1,338,852	\$ -
Mendota Unified	Fresno	Mendota High	02-117755	04/13/20	\$ 74,948	\$ -
Mendota Unified	Fresno	Mendota High	02-117755	04/13/20	\$ 74,948	\$ -
Mendota Unified	Fresno	Mendota High	02-117755	04/13/20	\$ 74,948	\$ -
Humboldt County Office of Education	Humboldt	Glen W Paul School for PH	Site/Design	04/21/20	\$ 251,906	\$ 251,906
Piedmont City Unified	Alameda	Piedmont High	02-117533	04/27/20	\$ 1,131,739	\$ -
Chico Unified	Butte	Emma Wilson Elementary	02-117226	06/04/20	\$ 1,249,142	\$ -
Anaheim Elementary	Orange	Sunkist Elementary	04-117365	06/05/20	\$ 1,656,567	\$ -
Brentwood Union Elementary	Contra Costa	Edna Hill Middle	01-118117	06/22/20	\$ 3,049,013	\$ -
Western Placer Unified	Placer	Glen Edwards Middle	02-117099	06/22/20	\$ 4,044,855	\$ -
Calexico Unified	Imperial	Calexico High	04-117965	07/01/20	\$ 14,875,281	\$ -
Sacramento County Office of Education	Sacramento	Gerber Jr/Sr High	02-117923	07/13/20	\$ 675,200	\$ 4,088,732
Roseville City Elementary	Placer	WD-60 Elementary	02-117873	07/13/20	\$ 13,679,371	\$ -
Tulare City	Tulare	Wilson Elementary	02-118021	07/17/20	\$ 1,065,892	\$ -
Menifee Union Elementary	Riverside	Harvest Hill STEAM Academy	04-117851	07/29/20	\$ 8,032,135	\$ -
Stockton Unified	San Joaquin	Flora Arca Mata Elementary	02-117130	07/31/20	\$ 14,545,299	\$ -

Summary of Received-Exceeds for New Construction Funding	Total (in Dollars)
<b>Subtotal of Estimated State Grant (Column F)</b>	\$ 687,655,377
<b>Subtotal of Estimated Financial Hardship (Column G)</b>	\$ 66,232,969
<b>Total of Estimated State Grant and Financial Hardship</b>	<b>\$ 753,888,347</b>

SFP APPLICATIONS  
Modernization Acknowledged Applications Received Past Existing Authority as of July 31, 2020

District	County	Site Name	DSA Number	50-04 Date Received	Estimated State Grant (a)	Estimated Financial Hardship (b)
Moreno Valley Unified	Riverside	Moreno Valley High	04-114833	03/01/19	\$ 7,827,616	\$ -
Atascadero Unified	San Luis Obispo	Atascadero High	03-117825	03/01/19	\$ 7,108,925	\$ -
Los Angeles Unified	Los Angeles	One Hundred Thirty-Fifth Street Elementary	03-118219	03/04/19	\$ 2,209,982	\$ -
Garden Grove Unified	Orange	Excelsior Elementary	04-116422	03/04/19	\$ 422,067	\$ -
Franklin-McKinley Elementary	Santa Clara	Santee Elementary	01-117034	03/04/19	\$ 519,956	\$ -
Fresno Unified	Fresno	Slater Elementary	02-115550	03/05/19	\$ 5,193,147	\$ -
Stockton Unified	San Joaquin	Edison High	02-115414	03/06/19	\$ 944,567	\$ -
Temecula Valley Unified	Riverside	Vail Ranch Middle	04-117890	03/06/19	\$ 5,073,700	\$ -
Los Angeles Unified	Los Angeles	Thomas A Edison Middle	03-116609	03/07/19	\$ 9,317,708	\$ -
Garden Grove Unified	Orange	Genevieve M Crosby Elementary	04-116372	03/08/19	\$ 887,314	\$ -
Garden Grove Unified	Orange	Alamitos Intermediate	04-114039	03/08/19	\$ 319,123	\$ -
Atascadero Unified	San Luis Obispo	Fine Arts Academy	03-117570	03/08/19	\$ 1,152,837	\$ -
Los Angeles Unified	Los Angeles	David Starr Jordan Senior High	03-118627	03/11/19	\$ 3,876,338	\$ -
Visalia Unified	Tulare	Redwood High	02-113431	03/13/19	\$ 1,463,385	\$ -
Reef-Sunset Unified	Kings	Kettleman City Elementary	02-116806	03/13/19	\$ 1,028,235	\$ 685,490
Culver City Unified	Los Angeles	El Marino Elementary	03-117814	03/15/19	\$ 741,980	\$ -
Fountain Valley Elementary	Orange	Courreges (Roch) Elementary	04-116586	03/18/19	\$ 608,684	\$ -
Fountain Valley Elementary	Orange	Fulton (Harry C) Middle	04-117590	03/18/19	\$ 2,686,984	\$ -
Robla Elementary	Sacramento	Taylor Street Elementary	02-116689	03/19/19	\$ 2,097,086	\$ -
Moreno Valley Unified	Riverside	Sunnymead Middle	04-117813	03/20/19	\$ 6,321,857	\$ -
Sonora Elementary	Tuolumne	Sonora Elementary	02-114452	03/20/19	\$ 1,993,496	\$ -
Santa Paula Unified	Ventura	Isbell Middle	03-117726	03/20/19	\$ 5,947,976	\$ -
Williams Unified	Colusa	Williams Junior Senior High	Site/Design	03/21/19	\$ 3,405,269	\$ 2,270,179
Novato Unified	Marin	San Jose Middle	01-117262	03/21/19	\$ 1,326,577	\$ -
Soquel Union Elementary	Santa Cruz	Capitola Elementary	01-117113	03/21/19	\$ 1,293,610	\$ -
Soquel Union Elementary	Santa Cruz	Capitola Elementary	01-117113	03/21/19	\$ 3,326,753	\$ -
Glendale Unified	Los Angeles	Crescenta Valley High	03-115497	03/22/19	\$ 4,988,862	\$ -
Pope Valley Union Elementary	Napa	Pope Valley Elementary	01-117294	03/22/19	\$ 322,239	\$ -
Fairfield-Suisun Unified	Solano	Suisun Valley Elementary	02-115701	03/25/19	\$ 2,430,878	\$ -
Azusa Unified	Los Angeles	Center Middle	03-118262	03/27/19	\$ 2,285,349	\$ -
Azusa Unified	Los Angeles	Charles H Lee Elementary	03-118035	03/27/19	\$ 6,076,635	\$ -
Pittsburg Unified	Contra Costa	Parkside Elementary	01-117089	03/28/19	\$ 2,120,250	\$ -
South Fork Union	Kern	South Fork Elementary	Site/Design	04/02/19	\$ 191,565	\$ 127,710
Los Angeles Unified	Los Angeles	George K Porter Middle	03-114965	04/02/19	\$ 7,598,046	\$ -
Chowchilla Elementary	Madera	Merle L Fuller Elementary	02-116478	04/02/19	\$ 2,416,860	\$ -
Huntington Beach City Elementary	Orange	S A Moffett Elementary	04-116538	04/02/19	\$ 424,168	\$ -
Tahoe-Truckee Unified	Placer	Tahoe Truckee High	02-115331	04/02/19	\$ 3,467,947	\$ -
Soquel Union Elementary	Santa Cruz	Main Street Elementary	01-117139	04/02/19	\$ 2,095,486	\$ -
Templeton Unified	San Luis Obispo	Templeton Elementary	03-117573	04/03/19	\$ 1,957,550	\$ -
Armona Union Elementary	Kings	Armona Elementary	02-117025	04/04/19	\$ 2,854,069	\$ 1,902,713
Riverside Unified	Riverside	Harrison Elementary	04-117796	04/04/19	\$ 1,458,062	\$ -
Temecula Valley Unified	Riverside	Helen Hunt Jackson Elementary	04-117950	04/04/19	\$ 1,522,390	\$ -
Riverside Unified	Riverside	Jefferson Elementary	04-117816	04/05/19	\$ 1,110,222	\$ -
Fresno Unified	Fresno	Florence E Rata	02-116111	04/08/19	\$ 819,553	\$ -
Guerneville Elementary	Sonoma	Guerneville Elementary	01-117460	04/08/19	\$ 421,564	\$ -
Moreno Valley Unified	Riverside	Palm Middle	04-117812	04/09/19	\$ 6,732,139	\$ -
Downey Unified	Los Angeles	Downey High	03-118501	04/11/19	\$ 18,649,535	\$ -

SFP APPLICATIONS  
Modernization Acknowledged Applications Received Past Existing Authority as of July 31, 2020

District	County	Site Name	DSA Number	50-04 Date Received	Estimated State Grant (a)	Estimated Financial Hardship (b)
Downey Unified	Los Angeles	Old River Elementary	03-118264	04/11/19	\$ 467,316	\$ -
Downey Unified	Los Angeles	Unsworth (Edith) Elementary	03-118550	04/11/19	\$ 1,821,033	\$ -
Santa Paula Unified	Ventura	Blanchard Elementary	03-117337	04/12/19	\$ 647,211	\$ -
Fremont Unified	Alameda	Mission Valley Elementary	01-117258	04/15/19	\$ 1,367,183	\$ -
Riverside Unified	Riverside	Sunshine Special Education	04-117554	04/15/19	\$ 303,327	\$ -
Fremont Unified	Alameda	Oliveira Elementary	01-117218	04/16/19	\$ 2,381,856	\$ -
Kelseyville Unified	Lake	Kelseyville Elementary	01-111111	04/17/19	\$ 2,020,798	\$ 1,347,199
Azusa Unified	Los Angeles	Paramount Elementary	03-119621	04/17/19	\$ 2,097,086	\$ -
Riverside Unified	Riverside	Madison Elementary	04-117805	04/18/19	\$ 2,213,564	\$ -
Richgrove Elementary	Tulare	Richgrove Elementary	02-117127	04/18/19	\$ 1,293,545	\$ 862,363
Moreno Valley Unified	Riverside	Seneca Elementary	04-117868	04/23/19	\$ 2,519,257	\$ -
Moreno Valley Unified	Riverside	Butterfield Elementary	04-117819	04/23/19	\$ 4,465,560	\$ -
Duarte Unified	Los Angeles	Maxwell Academy (PK-8)	03-118014	04/24/19	\$ 1,196,426	\$ -
Hermosa Beach City Elementary	Los Angeles	North Elementary	03-118625	04/24/19	\$ 2,762,013	\$ -
Grossmont Union High	San Diego	West Hills High	04-116370	04/24/19	\$ 1,903,755	\$ -
San Rafael City Elementary	Marin	Venetia Valley K-8	01-117438	04/25/19	\$ 880,542	\$ -
Capistrano Unified	Orange	Harold Ambuehl Elementary	04-118034	04/25/19	\$ 3,674,147	\$ -
Simi Valley Unified	Ventura	Royal High	03-117455	04/25/19	\$ 1,090,764	\$ -
Parlier Unified	Fresno	Mathew J Brletic Elementary	Site/Design	04/30/19	\$ 318,346	\$ 212,231
Parlier Unified	Fresno	Cesar E Chavez Elementary	Site/Design	04/30/19	\$ 148,376	\$ 98,917
Parlier Unified	Fresno	John C Martinez Elementary	Site/Design	04/30/19	\$ 341,334	\$ 227,556
Parlier Unified	Fresno	Parlier High	Site/Design	04/30/19	\$ 366,567	\$ 244,378
Parlier Unified	Fresno	Parlier Junior High	Site/Design	04/30/19	\$ 159,149	\$ 106,099
Parlier Unified	Fresno	San Joaquin Valley High	Site/Design	04/30/19	\$ 70,419	\$ 46,946
Santa Ana Unified	Orange	Wallace R Davis Elementary	04-117485	05/01/19	\$ 1,431,326	\$ -
Santa Ana Unified	Orange	Martin R Heninger Elementary	04-117486	05/01/19	\$ 1,709,223	\$ -
Orange Unified	Orange	Villa Park Elementary	04-116788	05/02/19	\$ 14,189,194	\$ -
Cupertino Union	Santa Clara	William Faria Elementary	01-116964	05/02/19	\$ 2,277,380	\$ -
Cupertino Union	Santa Clara	Abraham Lincoln Elementary	01-117305	05/02/19	\$ 1,935,966	\$ -
Cupertino Union	Santa Clara	Dwight D Eisenhower Elementary	01-117338	05/02/19	\$ 982,152	\$ -
Cupertino Union	Santa Clara	Chester W Nimitz Elementary	01-117337	05/02/19	\$ 534,543	\$ -
Center Joint Unified	Sacramento	North Country Elementary	02-117134	05/02/19	\$ 3,124,267	\$ 2,082,845
Ontario-Montclair	San Bernardino	Elderberry Elementary	04-116400	05/03/19	\$ 551,893	\$ -
Ontario-Montclair	San Bernardino	Corona Elementary	04-116266	05/03/19	\$ 568,368	\$ -
Escalon Unified	San Joaquin	Dent Elementary	02-116870	05/03/19	\$ 5,066,054	\$ -
Whittier City Elementary	Los Angeles	Wallen L Andrews Elementary	03-115641	05/06/19	\$ 2,226,525	\$ -
Ontario-Montclair	San Bernardino	Del Norte Elementary	04-116398	05/06/19	\$ 636,744	\$ -
Ontario-Montclair	San Bernardino	Vernon Middle	04-116474	05/06/19	\$ 307,389	\$ -
Templeton Unified	San Luis Obispo	Templeton High	03-118310	05/06/19	\$ 3,459,192	\$ -
Mesa Union Elementary	Ventura	Mesa Elementary	Site/Design	05/06/19	\$ 220,709	\$ 147,140
Azusa Unified	Los Angeles	Henry Dalton Elementary	03-118729	05/07/19	\$ 629,912	\$ -
Mountain View Elementary	Los Angeles	Cogswell Elementary	03-119711	05/07/19	\$ 5,784,370	\$ -
Mountain View Elementary	Los Angeles	Monte Vista Elementary	03-119713	05/07/19	\$ 5,959,609	\$ -
Mountain View Elementary	Los Angeles	Charles T Kranz Intermediate	03-119702	05/07/19	\$ 7,017,104	\$ -
Mountain View Elementary	Los Angeles	Miramonte Elementary	03-119021	05/07/19	\$ 3,115,962	\$ -
Mountain View Elementary	Los Angeles	Miramonte Elementary	03-119684	05/07/19	\$ 2,793,804	\$ -
Riverside Unified	Riverside	Sierra Middle	04-117469	05/08/19	\$ 98,997	\$ -



SFP APPLICATIONS  
Modernization Acknowledged Applications Received Past Existing Authority as of July 31, 2020

District	County	Site Name	DSA Number	50-04 Date Received	Estimated State Grant (a)	Estimated Financial Hardship (b)
Redding Elementary	Shasta	Manzanita Elementary	02-117223	05/08/19	\$ 705,100	\$ -
Grossmont Union High	San Diego	El Capitan High	04-117430	05/09/19	\$ 155,309	\$ -
Templeton Unified	San Luis Obispo	Templeton High	03-116805	05/09/19	\$ 1,467,363	\$ -
Edison Elementary	Kern	Orangewood Elementary	03-113574	05/10/19	\$ 740,114	\$ 493,409
Paramount Unified	Los Angeles	Lakewood Elementary	03-118687	05/15/19	\$ 2,643,486	\$ -
Folsom-Cordova Unified	Sacramento	Theodore Judah Elementary	02-117436	05/16/19	\$ 1,638,194	\$ -
Capistrano Unified	Orange	Palisades Elementary	04-118015	05/20/19	\$ 3,509,415	\$ -
Saddleback Valley Unified	Orange	Lake Forest Elementary	04-117699	05/20/19	\$ 4,906,308	\$ -
Coachella Valley Unified	Riverside	Palm View Elementary	04-117174	05/20/19	\$ 2,729,876	\$ -
El Tejon Unified	Kern	Frazier Park Elementary	Site/Design	05/20/19	\$ 234,941	\$ 156,627
El Tejon Unified	Kern	Frazier Mountain High	Site/Design	05/20/19	\$ 253,703	\$ 169,135
El Tejon Unified	Kern	El Tejon Elementary	Site/Design	05/20/19	\$ 194,246	\$ 129,498
Island Union Elementary	Kings	Island Elementary	Site/Design	05/23/19	\$ 252,264	\$ 168,176
Downey Unified	Los Angeles	Lewis (Ed C) Elementary	03-117694	05/23/19	\$ 1,209,734	\$ -
Novato Unified	Marin	Loma Verde Elementary	01-118002	05/23/19	\$ 472,056	\$ -
Novato Unified	Marin	Lynwood Elementary	01-118003	05/23/19	\$ 1,184,380	\$ -
Folsom-Cordova Unified	Sacramento	Folsom Hills Elementary	02-117187	05/23/19	\$ 3,060,565	\$ -
Oxnard	Ventura	Christa McAuliffe Elementary	03-115302	05/29/19	\$ 119,762	\$ -
Greenfield Union Elementary	Monterey	Vista Verde Middle	Site/Design	05/31/19	\$ 174,974	\$ 116,649
Greenfield Union Elementary	Monterey	Mary Chapa Academy	Site/Design	05/31/19	\$ 342,363	\$ 228,242
Greenfield Union Elementary	Monterey	Oak Avenue Elementary	Site/Design	05/31/19	\$ 235,195	\$ 156,797
Capistrano Unified	Orange	Aliso Niguel High	04-117252	05/31/19	\$ 2,455,487	\$ -
Santa Ynez Valley Union High	Santa Barbara	Santa Ynez Valley Union High	03-119086	05/31/19	\$ 1,583,921	\$ -
Tustin Unified	Orange	C C Lambert Elementary	04-114722	05/31/19	\$ 563,209	\$ -
Tustin Unified	Orange	C E Utt Middle	04-117972	05/31/19	\$ 1,823,626	\$ -
Tustin Unified	Orange	Robert Heideman Elementary	04-115919	05/31/19	\$ 921,615	\$ -
Tustin Unified	Orange	Tustin High	04-114732	05/31/19	\$ 2,301,359	\$ -
Tustin Unified	Orange	Tustin High	04-113709	05/31/19	\$ 2,301,359	\$ -
Manhattan Beach Unified	Los Angeles	Pacific Elementary	03-119544	05/31/19	\$ 2,064,634	\$ -
Manhattan Beach Unified	Los Angeles	Mira Costa High	03-119547	05/31/19	\$ 1,769,028	\$ -
Placer Union High	Placer	Colfax High	02-117341	06/04/19	\$ 1,471,979	\$ -
Placer Union High	Placer	Placer High	02-117359	06/04/19	\$ 3,804,717	\$ -
Freshwater Elementary	Humboldt	Freshwater Elementary	01-118041	06/05/19	\$ 415,960	\$ 277,307
San Jose Unified	Santa Clara	Willow Glen Elementary	01-108097	06/05/19	\$ 1,651,049	\$ -
Irvine Unified	Orange	Lakeside Middle	04-116529	06/06/19	\$ 435,346	\$ -
Irvine Unified	Orange	Bonita Canyon Elementary	04-115833	06/06/19	\$ 152,715	\$ -
Irvine Unified	Orange	Greentree Elementary	04-115813	06/06/19	\$ 249,055	\$ -
John Swett Unified	Contra Costa	John Swett High	01-117014	06/11/19	\$ 3,398,076	\$ -
Newport-Mesa Unified	Orange	Harbor View Elementary	04-118010	06/12/19	\$ 2,603,395	\$ -
Newport-Mesa Unified	Orange	Maude B Davis Elementary	04-116609	06/12/19	\$ 1,087,192	\$ -
Santa Barbara Unified	Santa Barbara	Washington Elementary	03-118821	06/12/19	\$ 760,269	\$ -
Santa Barbara Unified	Santa Barbara	Cleveland Elementary	03-118822	06/12/19	\$ 860,420	\$ -
San Joaquin County Office of Education	San Joaquin	John J McFall Elementary	Site/Design	06/13/19	\$ 496,086	\$ 330,724
Yuba County Office of Education	Yuba	Virginia School	02-117118	06/13/19	\$ 282,975	\$ 188,650
Whittier City Elementary	Los Angeles	Orange Grove Elementary	03-105736	06/13/19	\$ 1,689,998	\$ -
Norris Elementary	Kern	Olive Drive Elementary	03-118389	06/14/19	\$ 2,343,802	\$ -
San Francisco Unified	San Francisco	Washington (George) High	01-117610	06/14/19	\$ 16,508,360	\$ -

SFP APPLICATIONS  
Modernization Acknowledged Applications Received Past Existing Authority as of July 31, 2020

District	County	Site Name	DSA Number	50-04 Date Received	Estimated State Grant (a)	Estimated Financial Hardship (b)
Piedmont City Unified	Alameda	Piedmont High	01-117533	06/18/19	\$ 2,058,582	\$ -
San Jose Unified	Santa Clara	Peter Burnett Middle	01-115531	06/18/19	\$ 1,177,524	\$ -
San Jose Unified	Santa Clara	Willow Glen Middle	01-108624	06/18/19	\$ 1,256,733	\$ -
Santa Ana Unified	Orange	Walker Elementary	04-117489	06/19/19	\$ 2,465,677	\$ -
Santa Ana Unified	Orange	Cesar E Chavez High	04-117484	06/19/19	\$ 1,141,119	\$ -
Santa Ana Unified	Orange	Pio Pico Elementary	04-117488	06/19/19	\$ 2,116,589	\$ -
Elk Grove Unified	Sacramento	Sheldon High	02-117205	06/19/19	\$ 3,424,572	\$ -
Newport-Mesa Unified	Orange	Estancia High	04-115751	06/21/19	\$ 2,220,906	\$ -
Newport-Mesa Unified	Orange	Heinz Kaiser Elementary	04-116993	06/21/19	\$ 1,742,838	\$ -
Tustin Unified	Orange	Foothill High	04-113765	06/24/19	\$ 1,730,669	\$ -
Yuba County Office of Education	Yuba	Anna Bell Karr	02-117468	06/25/19	\$ 195,789	\$ 130,526
San Ramon Valley Unified	Contra Costa	Twin Creeks Elementary	01-114608	06/25/19	\$ 716,811	\$ -
Kings Canyon Joint Unified	Fresno	Great Western Elementary	02-116561	06/25/19	\$ 2,240,181	\$ -
Whittier City Elementary	Los Angeles	Lou Henry Hoover Elementary	03-105735	06/26/19	\$ 2,910,388	\$ -
San Marcos Unified	San Diego	Alvin M Dunn Elementary	04-116805	06/26/19	\$ 1,013,632	\$ -
Garden Grove Unified	Orange	Faylane Elementary	04-113987	06/27/19	\$ 337,455	\$ -
Garden Grove Unified	Orange	Riverdale Elementary	04-116420	06/27/19	\$ 715,239	\$ -
Garden Grove Unified	Orange	Parkview Elementary	04-116276	06/27/19	\$ 535,442	\$ -
Garden Grove Unified	Orange	R F Hazard Elementary	04-115414	06/27/19	\$ 138,941	\$ -
Garden Grove Unified	Orange	Donald S Jordan Intermediate	04-114033	06/27/19	\$ 257,453	\$ -
Monterey Peninsula Unified	Monterey	Monterey High	01-117753	06/28/19	\$ 1,847,583	\$ -
Eureka City Schools	Humboldt	Lincoln Elementary	01-111362	06/28/19	\$ 2,151,390	\$ -
San Francisco Unified	San Francisco	Lafayette Elementary	01-117769	07/01/19	\$ 1,746,645	\$ -
San Ramon Valley Unified	Contra Costa	Sycamore Valley Elementary	01-117096	07/02/19	\$ 3,098,753	\$ -
Davis Joint Unified	Yolo	Ralph Waldo Emerson Junior High	02-114292	07/03/19	\$ 1,957,608	\$ -
Santa Barbara Unified	Santa Barbara	Santa Barbara Junior High	03-118649	07/03/19	\$ 5,836,750	\$ -
Pomona Unified	Los Angeles	Roosevelt Elementary	03-119226	07/11/19	\$ 3,700,706	\$ -
Moreno Valley Unified	Riverside	Serrano Elementary	04-117854	07/11/19	\$ 3,284,803	\$ 2,189,869
Moreno Valley Unified	Riverside	Hidden Springs Elementary	04-117846	07/11/19	\$ 1,277,989	\$ 851,993
Moreno Valley Unified	Riverside	Hendrick Ranch Elementary	04-117881	07/11/19	\$ 1,818,818	\$ 1,212,545
Moreno Valley Unified	Riverside	Cloverdale Elementary	04-117856	07/11/19	\$ 3,815,272	\$ 2,543,515
Moreno Valley Unified	Riverside	Bear Valley Elementary	04-117898	07/11/19	\$ 4,476,071	\$ 2,984,047
Moreno Valley Unified	Riverside	Mountain View Middle	04-117823	07/11/19	\$ 6,770,235	\$ 4,513,490
Moreno Valley Unified	Riverside	Honey Hollow Elementary	04-117855	07/11/19	\$ 3,141,216	\$ 2,094,144
Moreno Valley Unified	Riverside	Ridge Crest Elementary	04-117820	07/11/19	\$ 2,695,299	\$ 1,796,866
Yuba County Office of Education	Yuba	Virginia School	02-117579	07/19/19	\$ 843,714	\$ 562,476
Placer Union High	Placer	Del Oro High	02-117360	07/19/19	\$ 3,939,831	\$ -
Azusa Unified	Los Angeles	Charles H Lee Elementary	03-120002	07/22/19	\$ 2,799,664	\$ -
Azusa Unified	Los Angeles	Gladstone High	03-116754	07/22/19	\$ 867,640	\$ -
Galt Joint Union Elementary	Sacramento	Vernon E Greer Elementary	02-116669	07/22/19	\$ 2,249,078	\$ -
Washington Unified	Yolo	Elkhorn Village Elementary	02-114393	07/23/19	\$ 1,425,135	\$ -
San Jose Unified	Santa Clara	Leland High	01-109290	07/26/19	\$ 2,172,167	\$ -
Montague Elementary	Siskiyou	Montague Elementary	Site/Design	07/26/19	\$ 1,221,836	\$ 814,557
Tulare County Office of Education	Tulare	LB Hill Learning Cntr	02-117142	08/02/19	\$ 1,360,110	\$ 906,740
Fremont Unified	Alameda	John M Horner Junior High	01-116600	08/02/19	\$ 3,154,754	\$ -
San Francisco Unified	San Francisco	Milk (Harvey) Civil Rights Elementary	01-118065	08/05/19	\$ 1,059,695	\$ -
Novato Unified	Marin	San Marin High	01-117833	08/07/19	\$ 756,041	\$ -

SFP APPLICATIONS  
Modernization Acknowledged Applications Received Past Existing Authority as of July 31, 2020

District	County	Site Name	DSA Number	50-04 Date Received	Estimated State Grant (a)	Estimated Financial Hardship (b)
Redwood City Elementary	San Mateo	John F Kennedy Middle	01-117968	08/08/19	\$ 3,277,173	\$ -
Los Angeles Unified	Los Angeles	Audubon Middle	03-117732	08/09/19	\$ 2,245,921	\$ -
Los Angeles Unified	Los Angeles	Tenth Street Elementary	03-114945	08/09/19	\$ 2,319,140	\$ -
Roseville Joint Union High	Placer	Granite Bay High	02-117352	08/09/19	\$ 2,784,623	\$ -
Roseville Joint Union High	Placer	Oakmont High	02-117308	08/09/19	\$ 3,192,270	\$ -
Monson-Sultana Joint Union Elementary	Tulare	Monson-Sultana Elementary	02-117490	08/09/19	\$ 905,713	\$ -
Culver City Unified	Los Angeles	La Ballona Elementary	03-117972	08/12/19	\$ 448,287	\$ -
Novato Unified	Marin	Novato High	01-117947	08/12/19	\$ 1,432,028	\$ -
Corona-Norco Unified	Riverside	Norco Intermediate	04-117938	08/12/19	\$ 812,816	\$ -
Stockton Unified	San Joaquin	Cleveland Elementary	02-116886	08/12/19	\$ 3,874,216	\$ -
Moreno Valley Unified	Riverside	Canyon Springs High	04-117843	08/13/19	\$ 15,244,687	\$ -
Orange Unified	Orange	Canyon High	04-117300	08/14/19	\$ 7,032,986	\$ -
Kern High	Kern	Bakersfield High	03-118972	08/16/19	\$ 13,705,939	\$ -
Tahoe-Truckee Unified	Placer	Sierra Expeditionary Learning	02-114939	08/16/19	\$ 1,146,384	\$ -
Los Angeles Unified	Los Angeles	Sixty-Eight Street Elementary	03-118160	08/19/19	\$ 1,690,286	\$ -
Whittier City Elementary	Los Angeles	Mill Elementary	03-106560	08/19/19	\$ 1,393,200	\$ -
Grass Valley Elementary	Nevada	Grass Valley Charter	02-117269	08/19/19	\$ 2,556,209	\$ -
Grass Valley Elementary	Nevada	Margaret G Scotten Elementary	02-117268	08/19/19	\$ 2,476,211	\$ -
Los Nietos	Los Angeles	Aeolian Elementary	03-114092	08/23/19	\$ 2,812,991	\$ -
Elk Grove Unified	Sacramento	Joseph Kerr Middle	02-117149	08/23/19	\$ 2,188,989	\$ -
Lucia Mar Unified	San Luis Obispo	Oceano Elementary	03-118642	08/26/19	\$ 1,690,526	\$ -
Lucia Mar Unified	San Luis Obispo	Mesa Middle	03-118807	08/26/19	\$ 2,934,810	\$ -
Moraga Elementary	Contra Costa	Camino Pablo Elementary	01-117857	08/26/19	\$ 701,440	\$ -
Le Grand Union	Merced	Le Grand Elementary	Site/Design	08/26/19	\$ 302,660	\$ 201,774
Colusa Unified	Colusa	Burchfield Primary	02-114561	08/28/19	\$ 1,147,073	\$ -
Colusa Unified	Colusa	Colusa High	02-114560	08/28/19	\$ 1,178,921	\$ -
Colusa Unified	Colusa	Egling Middle	02-114558	08/28/19	\$ 1,413,093	\$ -
Saddleback Valley Unified	Orange	Rancho Santa Margarita	04-117874	08/29/19	\$ 6,019,974	\$ -
Desert Sands Unified	Riverside	Indio Middle	04-117991	08/29/19	\$ 4,500,965	\$ -
Riverside Unified	Riverside	Magnolia Elementary	04-117814	08/29/19	\$ 670,308	\$ -
Riverside Unified	Riverside	Fremont Elementary	04-117892	08/29/19	\$ 1,494,294	\$ -
Azusa Unified	Los Angeles	Murray Elementary	03-118150	08/30/19	\$ 1,372,382	\$ -
San Francisco Unified	San Francisco	Garfield Elementary	01-117815	08/30/19	\$ 1,805,257	\$ -
Kern Union High	Kern	North High	03-114830	09/03/19	\$ 4,559,315	\$ -
Chicago Park Elementary	Nevada	Chicago Park Elementary	02-117469	09/04/19	\$ 242,080	\$ 161,387
Chicago Park Elementary	Nevada	Chicago Park Community Charter	02-117469	09/04/19	\$ 439,813	\$ 293,209
Bennett Valley Union Elementary	Sonoma	Yulupa Elementary	01-112640	09/12/19	\$ 264,042	\$ -
Hanford Elementary	Kings	Lincoln Elementary	02-117625	09/13/19	\$ 2,683,314	\$ -
Hanford Elementary	Kings	George Washington	02-117307	09/13/19	\$ 2,476,072	\$ -
Desert Sands Unified	Riverside	Kennedy Elementary	04-118249	09/16/19	\$ 402,918	\$ -
Newport-Mesa Unified	Orange	Wilson Elementary	04-116611	09/17/19	\$ 1,802,983	\$ -
San Jose Unified	Santa Clara	Willow Glen High	01-108611	09/17/19	\$ 2,212,543	\$ -
San Jose Unified	Santa Clara	Lincoln High	01-117168	09/17/19	\$ 2,538,379	\$ -
Moreno Valley Unified	Riverside	Vista Heights	04-117821	09/19/19	\$ 6,163,856	\$ 4,109,237
Riverside Unified	Riverside	Adams Elementary	04-118175	09/19/19	\$ 1,012,227	\$ -
Panama-Buena Vista Union	Kern	Panama Elementary	03-118288	09/26/19	\$ 3,301,060	\$ -
Saugus Union Elementary	Los Angeles	Plum Canyon Elementary	03-119335	09/26/19	\$ 1,233,580	\$ -



SFP APPLICATIONS  
Modernization Acknowledged Applications Received Past Existing Authority as of July 31, 2020

District	County	Site Name	DSA Number	50-04 Date Received	Estimated State Grant (a)	Estimated Financial Hardship (b)
Etiwanda Elementary	San Bernardino	Windrows Elementary	04-116986	09/26/19	\$ 3,255,348	\$ 2,170,232
Walnut Valley Unified	Los Angeles	Diamond Bar High	03-119136	09/30/19	\$ 13,519,632	\$ -
Center Joint Unified	Sacramento	Oak Hill Elementary	02-117135	09/30/19	\$ 3,641,528	\$ -
Moreno Valley Unified	Riverside	Badger Springs Middle	04-117899	10/08/19	\$ 5,234,589	\$ 3,489,726
Alta Vista Elementary	Tulare	Alta Vista Elementary	02-117379	10/08/19	\$ 1,656,832	\$ 1,104,555
Rockford Elementary	Tulare	Rockford Elementary	02-117409	10/08/19	\$ 442,844	\$ -
Wheatland Union High	Yuba	Wheatland Union High	02-117351	10/09/19	\$ 3,786,222	\$ -
Monterey Peninsula Unified	Monterey	George C Marshall Elementary	01-118121	10/11/19	\$ 691,138	\$ -
Monterey Peninsula Unified	Monterey	Highland Elementary	01-118108	10/11/19	\$ 550,516	\$ -
Monterey Peninsula Unified	Monterey	Monte Vista Elementary	01-118005	10/11/19	\$ 2,092,964	\$ -
Monterey Peninsula Unified	Monterey	Marina Vista Elementary	01-118107	10/14/19	\$ 754,887	\$ -
Sacramento City Unified	Sacramento	American Legion High (Continuation)	02-116158	10/17/19	\$ 376,386	\$ -
Sacramento City Unified	Sacramento	West Campus	02-115633	10/17/19	\$ 540,268	\$ -
Washington Unified	Yolo	Washington Middle College High	02-114394	10/17/19	\$ 1,243,180	\$ -
Visalia Unified	Tulare	Golden West High	02-116479	10/18/19	\$ 11,715,960	\$ -
Whittier City Elementary	Los Angeles	Daniel Phelan Elementary	03-106561	10/23/19	\$ 1,769,640	\$ -
Whittier City Elementary	Los Angeles	Lydia Jackson Elementary	03-107193	10/23/19	\$ 1,434,996	\$ -
Whittier City Elementary	Los Angeles	West Whittier Elementary	03-107194	10/23/19	\$ 5,566,584	\$ -
Elk Grove Unified	Sacramento	Foulks Ranch Elementary	02-117399	10/24/19	\$ 2,043,360	\$ -
Monterey Peninsula Unified	Monterey	La Mesa Elementary	01-118004	10/25/19	\$ 260,145	\$ -
Monterey Peninsula Unified	Monterey	Foothill Elementary	01-118109	10/25/19	\$ 666,640	\$ -
Redwood City Elementary	San Mateo	Orion Alternative	01-117236	10/25/19	\$ 550,482	\$ -
North Cow Creek Elementary	Shasta	North Cow Creek Elementary	Site/Design	10/25/19	\$ 252,263	\$ 168,176
Palmdale Elementary	Los Angeles	Dos Caminos Elementary	03-115845	10/30/19	\$ 906,607	\$ -
Glendale Unified	Los Angeles	College View	03-115058	10/31/19	\$ 1,313,607	\$ -
Mission Union Elementary	Monterey	Mission Elementary	01-118422	10/31/19	\$ 334,060	\$ 222,707
Corcoran Joint Unified	Kings	John Muir Middle	02-116090	11/08/19	\$ 1,888,499	\$ -
Corcoran Joint Unified	Kings	Mark Twain Elementary	02-116065	11/08/19	\$ 1,668,660	\$ -
Riverside Unified	Riverside	University Heights Middle	04-117674	11/14/19	\$ 418,281	\$ -
Sylvan Union Elementary	Stanislaus	Elizabeth Ustach Middle	02-117460	11/18/19	\$ 5,174,338	\$ -
Plaza Elementary	Glenn	Plaza Elementary	02-117528	11/19/19	\$ 1,022,988	\$ 681,992
Hanford Elementary	Kings	Lee Richmond Elementary	02-117535	11/19/19	\$ 1,533,537	\$ -
Hesperia Unified	San Bernardino	Joshua Circle Elementary	04-117025	11/19/19	\$ 2,061,850	\$ -
Hesperia Unified	San Bernardino	Sultana High	04-117026	11/19/19	\$ 2,040,420	\$ -
Whittier City Elementary	Los Angeles	Christian Sorensen Elementary	03-115379	11/20/19	\$ 3,126,055	\$ -
Centralia Elementary	Orange	San Marino Elementary	04-118111	11/21/19	\$ 532,907	\$ -
Oak Park Unified	Ventura	Brookside Elementary	03-119461	11/21/19	\$ 2,943,843	\$ -
Hanford Elementary	Kings	Roosevelt Elementary	02-117610	11/25/19	\$ 1,205,134	\$ -
Burton Elementary	Tulare	Oak Grove Elementary	02-117043	11/25/19	\$ 2,939,952	\$ -
Burton Elementary	Tulare	Burton Elementary	02-117097	11/25/19	\$ 1,776,355	\$ -
Burton Elementary	Tulare	Jim Maples Academy	02-117158	11/25/19	\$ 2,122,800	\$ -
Santa Paula Unified	Ventura	Barbara Webster Elementary	03-117697	11/25/19	\$ 1,791,587	\$ -
Waterford Unified	Stanislaus	Richard M Moon Primary	Site/Design	11/26/19	\$ 408,014	\$ 272,009
Waterford Unified	Stanislaus	Lucille Whitehead Intermediate	Site/Design	11/26/19	\$ 95,434	\$ 63,623
Waterford Unified	Stanislaus	Waterford Junior High	Site/Design	11/26/19	\$ 230,927	\$ 153,951
Waterford Unified	Stanislaus	Sentinel High	Site/Design	11/26/19	\$ 16,399	\$ 10,933
Moraga Elementary	Contra Costa	Donald L Rheem Elementary	01-117858	12/02/19	\$ 2,671,694	\$ -

SFP APPLICATIONS  
Modernization Acknowledged Applications Received Past Existing Authority as of July 31, 2020

District	County	Site Name	DSA Number	50-04 Date Received	Estimated State Grant (a)	Estimated Financial Hardship (b)
Morongo Unified	San Bernardino	Yucca Valley High	04-118319	12/02/19	\$ 1,384,070	\$ -
Mountain View-Los Altos Union High	Santa Clara	Mountain View High	01-117904	12/02/19	\$ 3,835,811	\$ -
Los Alamitos Unified	Orange	Rossmoor Elementary	04-114736	12/04/19	\$ 626,198	\$ -
Los Nietos	Los Angeles	Ada S Nelson Elementary	03-114094	12/06/19	\$ 2,021,740	\$ -
Whittier City Elementary	Los Angeles	Katherine Edwards Middle	03-118600	12/18/19	\$ 6,543,024	\$ -
Riverside Unified	Riverside	Alcott Elementary	04-117959	12/19/19	\$ 1,013,094	\$ -
Los Angeles Unified	Los Angeles	Ninety-Third Street Elementary	03-116755	12/20/19	\$ 900,630	\$ -
Los Angeles Unified	Los Angeles	Foshay Learning Center	03-116888	12/20/19	\$ 4,012,461	\$ -
Los Angeles Unified	Los Angeles	Venice Senior High	03-119154	12/20/19	\$ 7,478,560	\$ -
San Rafael City High	Marin	San Rafael High	01-115533	12/20/19	\$ 986,446	\$ -
Monterey Peninsula Unified	Monterey	Seaside Middle	01-118122	12/20/19	\$ 2,011,747	\$ -
Riverside Unified	Riverside	Longfellow Elementary	04-117960	12/26/19	\$ 1,356,938	\$ -
Rosemead Elementary	Los Angeles	Muscatel Middle	03-109178	01/06/20	\$ 4,030,939	\$ -
Little Lake City Elementary	Los Angeles	Lakeside Middle	03-115454	01/13/20	\$ 4,543,695	\$ -
Corona-Norco Unified	Riverside	Jefferson Elementary	04-118005	01/15/20	\$ 2,544,857	\$ -
Center Joint Unified	Sacramento	Center High	02-117487	01/16/20	\$ 8,971,020	\$ 5,980,680
Woodlake Unified	Tulare	Woodlake Valley Middle	02-117237	01/16/20	\$ 1,735,245	\$ -
Calexico Unified	Imperial	Calexico High	04-117794	01/21/20	\$ 18,119,529	\$ -
Redwood City Elementary	San Mateo	Hawes Elementary	01-117951	01/21/20	\$ 491,590	\$ -
Los Nietos	Los Angeles	Los Nietos Middle	03-116199	01/24/20	\$ 569,446	\$ -
Rosemead Elementary	Los Angeles	Muscatel Middle	03-114328	01/24/20	\$ 1,904,011	\$ -
Oak Park Unified	Ventura	Medea Creek Middle	03-119462	01/24/20	\$ 5,746,358	\$ -
Monterey County Office of Education	Monterey	Bard Blades (TMR)	01-117689	01/27/20	\$ 814,737	\$ -
San Lorenzo Unified	Alameda	Colonial Acres Elementary	01-116536	01/27/20	\$ 1,022,207	\$ -
Los Angeles Unified	Los Angeles	Susan Miller Dorsey Senior High	03-117794	01/28/20	\$ 872,225	\$ -
Anaheim Union High	Orange	Western High	04-118221	01/28/20	\$ 2,579,977	\$ -
East Side Union High	Santa Clara	William C Overfelt High	01-117865	01/28/20	\$ 246,855	\$ -
Whittier City Elementary	Los Angeles	Longfellow Elementary	03-106559	01/29/20	\$ 3,420,166	\$ -
Tulare City	Tulare	Roosevelt Elementary	02-114627	01/29/20	\$ 2,470,914	\$ -
Central Union High	Imperial	Southwest High	04-118097	01/31/20	\$ 1,349,208	\$ -
Las Virgenes Unified	Los Angeles	White Oak Elementary	03-101924	02/03/20	\$ 1,351,367	\$ -
Garden Grove Unified	Orange	Morningside Elementary	04-115411	02/04/20	\$ 273,783	\$ -
Walnut Valley Unified	Los Angeles	South Pointe Middle	03-118739	02/04/20	\$ 950,894	\$ -
Los Alamitos Unified	Orange	Jack L Weaver Elementary	04-116464	02/04/20	\$ 355,161	\$ -
Castro Valley Unified	Alameda	Creekside Middle	01-117540	02/05/20	\$ 1,165,308	\$ -
Long Beach Unified	Los Angeles	Alvarado Elementary	03-119262	02/06/20	\$ 2,002,889	\$ -
Long Beach Unified	Los Angeles	Bixby Elementary	03-119200	02/06/20	\$ 2,585,231	\$ -
Greenfield Union	Kern	Planz Elementary	Site/Design	02/07/20	\$ 228,942	\$ 152,628
Greenfield Union	Kern	Plantation Elementary	Site/Design	02/07/20	\$ 172,273	\$ 114,849
Greenfield Union	Kern	Leon H Ollivier Middle	Site/Design	02/07/20	\$ 899,293	\$ 599,529
Greenfield Union	Kern	Raffaello Palla Elementary	Site/Design	02/07/20	\$ 698,160	\$ 465,440
Greenfield Union	Kern	McKee Middle	Site/Design	02/07/20	\$ 655,251	\$ 436,834
Greenfield Union	Kern	W A Kendrick Elementary	Site/Design	02/07/20	\$ 615,801	\$ 410,534
Greenfield Union	Kern	Greenfield Middle	Site/Design	02/07/20	\$ 234,649	\$ 156,433
Greenfield Union	Kern	Fairview Elementary	Site/Design	02/07/20	\$ 423,162	\$ 282,108
Long Beach Unified	Los Angeles	Muir Elementary	03-119244	02/07/20	\$ 7,924,918	\$ -
Centralia Elementary	Orange	Los Coyotes Elementary	04-118606	02/07/20	\$ 125,931	\$ -

SFP APPLICATIONS  
Modernization Acknowledged Applications Received Past Existing Authority as of July 31, 2020

District	County	Site Name	DSA Number	50-04 Date Received	Estimated State Grant (a)	Estimated Financial Hardship (b)
Fountain Valley Elementary	Orange	Tamura (Hisamatsu) Elementary	04-117588	02/10/20	\$ 1,476,090	\$ -
Fountain Valley Elementary	Orange	Newland (William T) Elementary	04-117591	02/10/20	\$ 2,318,769	\$ -
Del Norte County Unified	Del Norte	Mary Peacock Elementary	01-118086	02/11/20	\$ 1,883,811	\$ 1,255,874
Del Norte County Unified	Del Norte	Bess Maxwell Elementary	01-118085	02/11/20	\$ 1,423,794	\$ 949,196
Del Norte County Unified	Del Norte	Pine Grove Elementary	01-118087	02/11/20	\$ 1,153,663	\$ 769,109
Garden Grove Unified	Orange	Newhope Elementary	04-114093	02/11/20	\$ 432,606	\$ -
San Ramon Valley Unified	Contra Costa	Rancho Romero Elementary	01-116911	02/13/20	\$ 3,143,938	\$ -
San Ramon Valley Unified	Contra Costa	Vista Grande Elementary	01-116980	02/13/20	\$ 2,013,096	\$ -
Redwood City Elementary	San Mateo	Henry Ford Elementary	01-117900	02/18/20	\$ 1,857,848	\$ -
Martinez Unified	Contra Costa	John Muir Elementary	01-118033	02/24/20	\$ 863,677	\$ -
Kelseyville Unified	Lake	Riviera Elementary	01-118093	02/24/20	\$ 1,497,543	\$ 998,362
Kelseyville Unified	Lake	Mountain Vista Middle	01-117974	02/24/20	\$ 2,445,681	\$ -
Palo Alto Unified	Santa Clara	Palo Alto High	01-115352	02/24/20	\$ 2,528,747	\$ -
Kelseyville Unified	Lake	Kelseyville Elementary	01-118115	02/26/20	\$ 1,208,056	\$ 805,371
Chino Valley Unified	San Bernardino	Ruben S Ayala High	04-118029	02/27/20	\$ 7,953,343	\$ -
Moreno Valley Unified	Riverside	North Ridge Elementary	04-117822	02/28/20	\$ 3,739,924	\$ -
Cajon Valley Union	San Diego	Johnson Elementary	04-118531	02/28/20	\$ 126,661	\$ -
Downey Unified	Los Angeles	Stauffer (Mary R) Middle	03-119396	03/02/20	\$ 1,326,775	\$ -
Brentwood Union Elementary	Contra Costa	Edna Hill Middle	01-118117	03/03/20	\$ 3,020,040	\$ -
West Contra Costa Unified	Contra Costa	Wilson Elementary	01-117849	03/03/20	\$ 3,844,145	\$ -
Norwalk-La Mirada Unified	Los Angeles	La Mirada High	03-118224	03/03/20	\$ 976,743	\$ -
Long Beach Unified	Los Angeles	Madison Elementary	03-119241	03/04/20	\$ 3,795,170	\$ -
Carlsbad Unified	San Diego	Magnolia Elementary	04-118609	03/04/20	\$ 881,515	\$ -
Manhattan Beach Unified	Los Angeles	Opal Robinson Elementary	03-120170	03/04/20	\$ 5,158,125	\$ -
West Contra Costa Unified	Contra Costa	Richmond Unified Alter Ed	01-118099	03/05/20	\$ 1,245,850	\$ -
San Francisco Unified	San Francisco	Sheridan Elementary	01-118281	03/05/20	\$ 838,564	\$ -
Sunnyside Union Elementary	Tulare	Sunnyside Elementary	Site/Design	03/06/20	\$ 234,947	\$ 156,631
Santee	San Diego	Pepper Drive Elementary	04-114604	03/09/20	\$ 5,936,708	\$ -
Happy Valley Elementary	Santa Cruz	Happy Valley Elementary	01-117408	03/10/20	\$ 921,035	\$ 614,023
Little Lake City Elementary	Los Angeles	Lake Center Middle	03-115453	03/12/20	\$ 5,032,565	\$ -
Little Lake City Elementary	Los Angeles	Lakeland Elementary	03-116782	03/13/20	\$ 3,256,864	\$ -
Liberty Union High	Contra Costa	Liberty High	01-117742	03/16/20	\$ 5,750,850	\$ -
Los Angeles Unified	Los Angeles	Manhattan Place Elementary	03-117569	03/16/20	\$ 2,228,899	\$ -
Manhattan Beach Unified	Los Angeles	Meadows Avenue Elementary	03-120169	03/16/20	\$ 1,448,092	\$ -
Santee	San Diego	Sycamore Canyon Elementary	04-118743	03/17/20	\$ 280,308	\$ -
Santee	San Diego	PRIDE Academy at Prospect Avenue	04-118742	03/18/20	\$ 280,308	\$ -
Ontario-Montclair	San Bernardino	Central Language Academy	04-118489	03/19/20	\$ 493,206	\$ -
Ontario-Montclair	San Bernardino	Euclid Elementary	04-118364	03/19/20	\$ 493,206	\$ -
Santee	San Diego	Chet F Harritt Elementary	04-118693	03/19/20	\$ 1,391,641	\$ -
Mountain View Elementary	Los Angeles	Cogswell Elementary	03-119020	03/24/20	\$ 747,648	\$ -
Downey Unified	Los Angeles	Doty Middle	03-119313	03/26/20	\$ 6,509,783	\$ -
Anaheim Elementary	Orange	Sunkist Elementary	04-117365	03/31/20	\$ 8,021,867	\$ -
Santa Monica-Malibu Unified	Los Angeles	Malibu High	03-117622	04/01/20	\$ 238,260	\$ -
Mountain View Elementary	Los Angeles	Jerry Voorhis Elementary	03-120499	04/08/20	\$ 2,412,065	\$ -
Dinuba Unified	Tulare	Dinuba High	02-117424	04/08/20	\$ 4,090,672	\$ 2,727,115
Martinez Unified	Contra Costa	Alhambra Senior High	01-118152	04/08/20	\$ 1,351,544	\$ -
Los Nietos	Los Angeles	Rancho Santa Gertrudes Elementary	03-112702	04/10/20	\$ 1,783,452	\$ -

SFP APPLICATIONS  
Modernization Acknowledged Applications Received Past Existing Authority as of July 31, 2020

District	County	Site Name	DSA Number	50-04 Date Received	Estimated State Grant (a)	Estimated Financial Hardship (b)
Little Lake City Elementary	Los Angeles	Cresson Elementary	03-116783	04/15/20	\$ 3,314,669	\$ -
Little Lake City Elementary	Los Angeles	William W Orr Elementary	03-117725	04/15/20	\$ 3,552,290	\$ -
Little Lake City Elementary	Los Angeles	Paddison Elementary	03-117723	04/15/20	\$ 2,602,126	\$ -
Little Lake City Elementary	Los Angeles	Jersey Avenue Elementary	03-116781	04/15/20	\$ 4,404,263	\$ -
Little Lake City Elementary	Los Angeles	Lakeview Elementary	03-117724	04/15/20	\$ 1,334,905	\$ -
Little Lake City Elementary	Los Angeles	Studebaker Elementary	03-116784	04/15/20	\$ 6,104,596	\$ -
Miller Creek (aka Dixie) Elementary	Marin	Miller Creek Middle	01-118118	04/20/20	\$ 3,011,768	\$ -
Azusa Unified	Los Angeles	Azusa High	03-118750	04/23/20	\$ 2,656,453	\$ -
Piedmont City Unified	Alameda	Millennium High Alternative	01-117533	04/27/20	\$ 1,143,058	\$ -
Piedmont City Unified	Alameda	Piedmont Middle	01-117533	04/27/20	\$ 3,618,536	\$ -
Woodville Union Elementary	Tulare	Woodville Elementary	02-117653	04/27/20	\$ 1,384,262	\$ 922,841
Cupertino Union	Santa Clara	Louis E. Stockmeir Elementary	01-117343	05/05/20	\$ 2,553,029	\$ -
Whittier City Elementary	Los Angeles	Lydia Jackson Elementary	03-118601	05/07/20	\$ 2,420,600	\$ -
Standard Elementary	Kern	Standard Elementary	03-119797	05/08/20	\$ 2,438,578	\$ -
Santa Cruz City Elementary	Santa Cruz	Gault Elementary	01-116894	05/08/20	\$ 766,614	\$ 511,076
Benicia Unified	Solano	Benicia Middle	02-117036	05/13/20	\$ 3,201,689	\$ -
Santa Cruz City Elementary	Santa Cruz	Westlake Elementary	01-118050	05/26/20	\$ 337,743	\$ -
Santa Cruz City High	Santa Cruz	Mission Hill Middle	01-116900	05/26/20	\$ 963,477	\$ -
Santa Cruz City High	Santa Cruz	Mission Hill Middle	01-118048	05/26/20	\$ 345,040	\$ -
Los Angeles Unified	Los Angeles	Haddon Avenue Elementary	03-111619	05/27/20	\$ 567,071	\$ -
Keyes Union	Stanislaus	Keyes Elementary	02-115079	05/28/20	\$ 977,602	\$ -
San Francisco Unified	San Francisco	Clarendon Alternative Elementary	01-117739	06/05/20	\$ 1,221,651	\$ -
San Jose Unified	Santa Clara	Pioneer High	01-117508	06/08/20	\$ 5,396,312	\$ -
Sutter Union High	Sutter	Butte View High	Site/Design	06/08/20	\$ 53,050	\$ 35,367
Exeter Unified	Tulare	Lincoln Elementary	02-117498	06/08/20	\$ 3,223,827	\$ -
Mountain View Elementary	Los Angeles	Baker Elementary	03-119022	06/09/20	\$ 1,216,485	\$ -
Mountain View Elementary	Los Angeles	Maxson Elementary	03-119871	06/09/20	\$ 2,070,824	\$ -
Desert Sands Unified	Riverside	James Monroe Elementary	04-119005	06/12/20	\$ 3,505,912	\$ -
Happy Camp Union Elementary	Siskiyou	Happy Camp Elementary	Site/Design	06/12/20	\$ 151,321	\$ 100,881
Santa Cruz City Elementary	Santa Cruz	Bay View Elementary	01-117916	06/18/20	\$ 2,335,181	\$ -
Santa Cruz City Elementary	Santa Cruz	De Laveaga Elementary	01-117910	06/18/20	\$ 684,116	\$ -
Sanger Unified	Fresno	Wilson Elementary	02-117576	06/19/20	\$ 2,240,838	\$ -
Culver City Unified	Los Angeles	Linwood E Howe Elementary	03-117985	06/19/20	\$ 1,144,606	\$ -
Moraga Elementary	Contra Costa	Joaquin Moraga Intermediate	01-118563	06/22/20	\$ 816,506	\$ -
Western Placer Unified	Placer	Glen Edwards Middle	02-117099	06/22/20	\$ 97,093	\$ -
Chino Valley Unified	San Bernardino	Robert O Townsend Junior High	04-117235	06/22/20	\$ 5,692,017	\$ -
Chino Valley Unified	San Bernardino	Canyon Hills Junior High	04-117236	06/22/20	\$ 5,297,919	\$ -
Castro Valley Unified	Alameda	Castro Valley High	01-118314	06/25/20	\$ 3,614,585	\$ -
Culver City Unified	Los Angeles	El Rincon Elementary	03-117113	06/29/20	\$ 822,716	\$ -
North Cow Creek Elementary	Shasta	North Cow Creek Elementary	04-118162	06/29/20	\$ 872,946	\$ 581,964
Whittier City Elementary	Los Angeles	Lydia Jackson Elementary	03-118811	06/30/20	\$ 1,302,684	\$ -
Redwood City Elementary	San Mateo	Selby Lane Elementary	01-117936	07/01/20	\$ 2,416,873	\$ -
Rosemead Elementary	Los Angeles	Mildred B Janson Elementary	03-118778	07/14/20	\$ 2,320,503	\$ -
Tulare City	Tulare	Wilson Elementary	02-118021	07/17/20	\$ 1,329,829	\$ -
Folsom-Cordova Unified	Sacramento	Sutter Middle	02-117495	07/20/20	\$ 6,814,963	\$ -
Los Alamitos Unified	Orange	Francis Hopkinson Elementary	04-118615	07/20/20	\$ 1,331,170	\$ -
Rowland Unified	Los Angeles	Stanley G Oswalt Academy	03-119817	07/23/20	\$ 4,323,818	\$ -

SFP APPLICATIONS  
Modernization Acknowledged Applications Received Past Existing Authority as of July 31, 2020

District	County	Site Name	DSA Number	50-04 Date Received	Estimated State Grant (a)	Estimated Financial Hardship (b)
Campbell Union High	Santa Clara	Prospect High	01-116954	07/28/20	\$ 900,358	\$ -
Campbell Union High	Santa Clara	Del Mar High	01-117321	07/28/20	\$ 101,568	\$ -
Campbell Union High	Santa Clara	Westmont High	01-117322	07/28/20	\$ 454,481	\$ -
Santa Ana Unified	Orange	Muir Elementary	04-117781	07/30/20	\$ 4,894,661	\$ -

Summary of Received-Exceeds for Modernization Funding	Total (in Dollars)
<b>Subtotal of Estimated State Grant (Column F)</b>	\$ 989,305,415
<b>Subtotal of Estimated Financial Hardship (Column G)</b>	\$ 65,508,102
<b>Total of Estimated State Grant and Financial Hardship</b>	<b>\$1,054,813,518</b>

## **INFORMATION ITEM**

### **FACILITY HARDSHIP/REHABILITATION APPROVALS WITHOUT FUNDING**

**As of June 24, 2020**

## FACILITY HARDSHIP/REHABILITATION APPROVALS WITHOUT FUNDING

As of 6/24/2020 State Allocation Board

### FACILITY HARDSHIP

School District	County	Program	Application Number	School Site Name	SAB Approval Date	Funding Application Due Date	Estimated State Grant
<b>Estimated Total Need (State Share)</b>							\$ -

### REHABILITATION

School District	County	Program	Application Number	School Site Name	SAB Approval Date	Funding Application Due Date	Estimated State Grant
Lewiston Elementary	Trinity	Facility Hardship	58/71746-00-002	Lewiston Elementary	9/25/2019	3/25/2021	\$ 502,314 *
<b>Estimated Total Need (State Share)</b>							\$ 502,314

***Facility Hardship and Rehabilitation Estimated Total Need (State Share)***      \$ 502,314

\*These projects have received approvals for design funding which are included in the Estimated State Grant amount.



## **Section 1859.81. Financial Hardship.**

Except for Joint-Use Projects and Career Technical Education Facilities Projects, a district is eligible for financial hardship to fund all or a portion of its matching share requirement after demonstrating the requirements of (a), (c), and (d) below:

(a) The district is financially unable to provide all necessary matching funds for an eligible project. To determine this, an analysis shall be made of the district's financial records by the OPSC including data and records maintained by the CDE and the County Office of Education. The analysis shall consist of a review of the district's latest Independent Audit regarding funds available from all capital facility accounts, including, but not limited to, developer fees, funds generated from capital facility certificates of participation, federal grants, redevelopment funds, sale proceeds from surplus property, the appraised value of facilities approved for replacement pursuant to Section 1859.82, bond funds either encumbered, unencumbered or authorized but unsold, and savings from other SFP projects. All funds thus identified that have not been expended or encumbered by a contractual agreement for a specific capital outlay purpose prior to the initial request for financial hardship status shall be deemed available as a matching contribution.

After the initial request for financial hardship status is granted, no further encumbrances will be approved by the OPSC and all prospective revenue made available to the district's capital facility accounts shall be deemed available as matching contribution on the subsequent financial hardship review, with the exception of:

- (1) Approved interim housing expenditures.
- (2) Funding to pay for previously recognized multi-year encumbrances approved at the initial financial hardship approval.
- (3) Funding that is transferred into a Special Reserve Fund and is used for the express purpose of the Federal Renovation Program when the amount expended out of that fund does not exceed the maximum Federal Renovation Grant amount.
- (4) Funding that is transferred into a Special Reserve Fund and is used for the express purpose of the School Facilities Needs Assessment Grant Program or Emergency Repair Program when the amount expended out of that fund does not exceed the maximum grant amount apportioned.
- (5) Funding that is transferred into a Special Reserve Fund and is used for the express purpose of the Career Technical Education Facilities Program when the amount expended out of that fund does not exceed the applicant's share of the maximum grant amount apportioned.
- (6) Funding that is transferred into a Special Reserve Fund and used for the express purpose of the Overcrowding Relief Grant when the amount expended out of that fund does not exceed the amount of the site acquisition and design costs of the project and the district has submitted an approved Form SAB 50-11.
- (7) Funding that is used for the express purpose of reimbursing the State a proportionate share of financial hardship received when there has been a transfer of a special education program and title to the facility. In addition, the funding was used within five years of the title transfer.
- (8) Funding to pay for obtaining a structural report pursuant to Section 1859.82 for an approvable and funded seismic mitigation project.
- (9) All other capital facility funding for a period of three years when no subsequent financial hardship request is made during this period, with the exception of the funding identified in (6). The three-year period begins with the date of the most recent financial hardship new construction or modernization adjusted grant funding apportionment.



When Overcrowding Relief Grant funding is set aside pursuant to (6) and the School District has not submitted, or the OPSC has not accepted, a Form SAB 50-04 for an Overcrowding Relief Grant within three years from the date of deposit into the Special Reserve Fund, or the School District has not met the requirements in Sections 1859.90 or 1859.105, remaining funds plus interest accrued at the Pooled Money Investment Board rate at that time period shall be deemed available as matching contribution on a subsequent financial hardship project or be captured through an audit adjustment pursuant to Section 1859.106.

The financial hardship analysis is subject to approval by the Board.

(b) From the funds deemed available as a matching contribution, the district may retain \$19,776 per classroom in each enrollment reporting period for the cost to provide interim housing for the currently unhoused pupils of the district. The amount shown shall be adjusted annually in the manner prescribed in Section 1859.71. The number of classrooms needed for interim housing for the currently unhoused pupils shall be the sum of the positive numbers determined in (b)(7) as follows:

- (1) Determine the current enrollment of the district by grade level as shown on the latest Form SAB 50-01.
- (2) Determine the New Construction Grants apportioned by grade level for all SFP projects and LPP funded under the provisions of Sections 1859.12 or 1859.13 where the district has submitted Form SAB 50-06 indicating that the project is 100 percent complete.
- (3) Subtract (b)(2) from (b)(1).
- (4) Determine the number of classrooms by grade level reported in Part 1, Line 8 on Form SAB 50-02.
- (5) Multiply the classrooms determined in (b)(4) by 25 for K-6, 27 for 7-12, 13 for Non-Severe and 9 for Severe.
- (6) Subtract the product determined in (b)(5) from the difference determined in (b)(3) by grade level.
- (7) Divide the difference by grade level determined in (b)(6) by 25 for K-6, 27 for 7-12, 13 for Non-Severe and 9 for Severe and round up to the nearest whole number.

From the funds deemed available as a matching contribution, the district may also retain \$19,776 per portable toilet unit in each reporting period for the cost to provide necessary interim toilet facilities for the currently unhoused pupils of the district. The amount shown shall be adjusted annually in the manner prescribed in Section 1859.71. The number of toilet facilities needed for interim housing shall be the sum of the positive numbers determined in (b)(7) divided by eight rounded up to the nearest whole number.

From the funds deemed available as a matching contribution, the district may also retain \$19,776 per classroom in each reporting period for the cost to provide necessary interim housing for the currently unhoused pupils displaced as a result of a SAB approved seismic mitigation project pursuant to Section 1859.82. The amount shown shall be adjusted annually in the manner prescribed in Section 1859.71. The number of classrooms needed for interim housing shall be the quotient of the displaced pupils by 25 for K-6, 27 for 7-12, 13 for Non-Severe and 9 for Severe and round up to the nearest whole number.

If the district's available funds, as determined by the OPSC analysis less costs for interim housing, is less than its matching share, the district will be deemed to have met the requirements of this Subsection.

(c) The district has made all reasonable efforts to fund its matching share of the project by demonstrating it is levying the developer fee justified under law or an alternative revenue source equal to or greater than the developer fee otherwise justified under law at the time of request for hardship and the district meets at least one of the following:

(1) The current outstanding bonded indebtedness of the district issued for the purpose of constructing school facilities in accordance with Education Code Section 17072.35 or 17074.25 as appropriate, at the time of request for financial hardship status, is at least 60 percent of the district's total bonding capacity. Outstanding bonded indebtedness includes that part of general obligation bonds, Mello-Roos Bonds, School Facility Improvement District Bonds and certificates of participation which the district is paying a debt service that was issued for capital outlay school facility purposes.

(2) The district had a successful registered voter bond election for at least the maximum amount allowed under Proposition 39 within the previous two years from the date of request for financial hardship status. The proceeds from the bond election that represent the maximum amount allowed under the provisions of Proposition 39 must be used to fund the district's matching share requirement for SFP project(s).

(3) It is a County Superintendent of Schools.

(4) The district's total bonding capacity at the time of the request for financial hardship status is \$5 million or less.

(5) Other evidence of reasonable effort as approved by the SAB.

If the district's request for financial hardship status is denied by the Board, the district may be deemed eligible for rental payments of \$2,000 per year per classroom under the Emergency School Classroom Law of 1979 for a two year period when relocatable classroom buildings are available and the district provides financial documentation that it is unable to afford the full rental amount and any other information satisfactory to the Board that the rental reduction is necessary. The number of classrooms eligible for the \$2,000 rental payments shall be the sum of the numbers determined in (c)(5)(B) as follows:

(A) Determine the number of pupils by grade level that the district requested a New Construction Grant on the Form SAB 50-04 that were denied financial hardship status.

(B) Divide the number by grade level determined in (c)(5)(A) by 25 for K-6, 27 for 7-12, 13 for Non-Severe and 9 for Severe and round up to the nearest whole number.

(d) The district has not signed a contract for acquisition or construction of classrooms that replace existing facility(ies), which were included in the determination of the district's new construction eligibility pursuant to Education Code Section 17071.75, in a locally funded project during the five-year period immediately preceding the district's application for financial hardship assistance. This restriction may be lifted if the Board finds that unforeseen and extenuating circumstances existed that required the district to use local funds to replace the facility(ies).

(e) If the district meets the financial hardship requirements in this Section, the amount of financial hardship is equal to the district's matching share less funds deemed available in (a).

(1) Once a district has been notified by OPSC that it meets the requirements of financial hardship in this Section, the district may file Form SAB 50-04 under the

provisions of financial hardship anytime within a period of 180 calendar days from the date of the OPSC notification.

(2) If the district does not submit Form SAB 50-04 under the provisions of financial hardship within 180 calendar days of the OPSC notification of approval of financial hardship status, the district must re-qualify for financial hardship status under the provisions of this Section by submittal of a new request for financial hardship status.

(3) If the project(s) has been included on an unfunded list for more than 180 calendar days, a review of the district's funds pursuant to (a) will be made to determine if additional district funds are available to fund the district's matching share of the project(s).

Financial hardship approval status by the OPSC for a separate design and/or site apportionment does not apply to any subsequent funding for the project(s).

(f) If the district submits Form SAB 50-04 within 180 calendar days of the OPSC notification of approval of financial hardship and the project(s) has been included on the "Unfunded List (Lack of AB 55 Loans)" for more than 180 calendar days as a result of the State of California's inability to provide interim financing from the Pooled Money Investment Account (AB 55 loans), the Board may suspend the unfunded review requirement as defined in Regulation Section 1859.81(e). Projects added to any other unfunded list shall be subject to the review detailed in Regulation Section 1859.81(e). Regulation Section 1859.81(f) shall become inoperative July 1, 2011.

(g) A project added to an unfunded list on or after July 1, 2011 will be subject to the review detailed in section (e)(3). For projects added to an unfunded list between February 25, 2009 and June 30, 2011, only the district's financial records on or after July 1, 2011 will be considered in calculating any adjustment to the district's matching share.

(h) On or after September 22, 2017, a district may submit a request for funding in advance of obtaining a determination of Financial Hardship.

(1) To be considered for Financial Hardship, the district must check the box on the Form SAB 50-04 requesting Financial Hardship pursuant to this subsection when submitting a request for funding.

(2) Prior to processing an application OPSC will notify the district in writing to submit the necessary documentation for a Financial Hardship analysis pursuant to (a), (b), (c) and (d). OPSC will not accept any documents for a Financial Hardship analysis in advance of the notification. Failure to submit the requested documentation within 60 calendar days of OPSC's notification will result in either a. or b.:

a. District may amend their Form SAB 50-04 to exclude the request for Financial Hardship determination.

b. OPSC will return the request for funding and related materials to the district.

(3) Upon notification of Financial Hardship approval, any Form SAB 50-04 processed within 180 calendar days of the approval date will be included in the approval.

(4) For any Form SAB 50-04 processed more than 180 calendar days after the date of the Financial Hardship approval the district shall re-qualify for Financial Hardship status.

Note: Authority cited: Sections 17070.35, 17075.15, 17078.72 and 17592.73, Education Code.

Reference: Sections 17071.75, 17075.10, 17075.15, and 17079.20, Education Code.