

State Allocation Board Meeting Notice and Agenda



Lisa Silverman, Executive Officer
Office of Public School Construction
707 3rd Street, 6th Floor
West Sacramento, CA 95605

Public Meeting
Wednesday, March 25, 2020
Department of General Services
Ziggurat Building
707 3rd Street, 8th Floor, Board Room 8-100*
West Sacramento, CA 95605
4:00 p.m.*

Pursuant to Governor Newsom's Executive Order N-25-20, issued March 12, 2020, the upcoming meeting of the State Allocation Board will be conducted by way of teleconferencing. The physical, publicly-accessible teleconference location from which members of the public may observe and offer public comment is reflected above. Additionally, interested persons may observe the meeting by going to Zoom Meeting at:
<https://zoom.us/j/770242795?pwd=K0l4SIVwVGJna3N1REY0RjhUN1pHU T09>

Meeting ID: 770 242 795
Password: 547046

One tap mobile
+16699006833,,770242795# US (San Jose)

Dial by your location
+1 669 900 6833 US (San Jose)

Meeting ID: 770 242 795

General Information
(916) 376-1771

For further information, please contact your Project Manager.

*Meeting location and time subject to change.

Individuals who need auxiliary aids for effective participation are invited to make their requests and preferences known to Ms. Lisa Jones at (916) 376-1753 five days prior to the meeting.

A copy of the 10-Day Notice can be found on [OPSC's website](#).

March 25, 2020

Agenda

<u>SUBJECT</u>	<u>PRESENTER</u>	<u>PAGE</u>
Call Meeting to Order	Chair	
Roll Call	Secretary	
Table of Contents		i – ii
Alphabetical Listing		iii – iv
Minutes of February 26, 2020		1 – 8
Executive Officer Statement		9 - 9a

CONSENT AGENDA

SCHOOL FACILITY PROGRAM

Resolution	10
Eligibility Approvals	11 – 23
Unfunded Approvals	24 – 65
Amended Unfunded Approvals	66–67 & 69–70
Funding	68
Closeouts	71 – 75
Rescissions	76 – 77

OTHER PROGRAMS

Full-Day Kindergarten Facilities Grant Program Funding	79 – 81
--	---------

NEXT MONTHLY STATE ALLOCATION BOARD MEETING – MARCH 25, 2020

March 25, 2020

Agenda

<u>SUBJECT</u>	<u>PAGE</u>
<u>FINANCIAL REPORTS</u>	82 - 103
<u>APPEAL ITEMS</u>	
LOMPOC UNIFIED/SANTA BARBARA 70/69229-00-001 To present the District's request to receive Financial Hardship status based upon "other evidence of reasonable effort as approved by the State Allocation Board."	104 – 179
<u>REPORTS, DISCUSSION AND INFORMATION ITEMS</u>	
State Allocation Board Three-Month Projected Workload	180 - 181
Dates for 2020 State Allocation Board Meetings	182
School Facility Program Unfunded List (Reg. Section 1859.95)	183 - 190
School Facility Program Workload List	191 - 213
Full-Day Kindergarten Facilities Grant Program Workload List	214 - 221
School Facility Program Acknowledged List (Reg. Section 1859.95.1)	222 - 234
Facility Hardship/Rehabilitation Approvals Without Funding	235 - 236
School Facility Program Financial Hardship Reg. Section 1859.81)	237 - 240
State Allocation Board Three-Month Projected Workload	180 - 181

March 25, 2020

Alphabetical Listing

<u>School District</u>	<u>County</u>	<u>Category</u>	<u>Page No.</u>
ACKERMAN CHARTER (formerly ACKERMAN ES)	PLACER	SFP-New Construction	Consent24*
ACKERMAN CHARTER (formerly ACKERMAN ES)	PLACER	SFP-Modernization	Consent13
ACKERMAN CHARTER (formerly ACKERMAN ES)	PLACER	SFP-Modernization	Consent24*
ANAHEIM ELEMENTARY	ORANGE	Full-Day Kinder	Consent79
BIGGS UNIFIED	BUTTE	SFP-Modernization	Consent13
CAPISTRANO UNIFIED	ORANGE	SFP-New Construction	Consent24*
CARUTHERS UNIFIED	FRESNO	SFP-Modernization	Consent13
CERES UNIFIED	STANISLAUS	SFP-Modernization	Consent13
CERES UNIFIED	STANISLAUS	SFP-Modernization	Consent24*
CUCAMONGA ELEMENTARY	SAN BERNARDINO	SFP-New Construction	Consent13
CUCAMONGA ELEMENTARY	SAN BERNARDINO	SFP-Modernization	Consent11
CUCAMONGA ELEMENTARY	SAN BERNARDINO	SFP-Modernization	Consent24*
DESERT SANDS UNIFIED	RIVERSIDE	SFP-Modernization	Consent69*
DOWNEY UNIFIED	LOS ANGELES	SFP-New Construction	Consent24*
DOWNEY UNIFIED	LOS ANGELES	SFP-Modernization	Consent24*
DUBLIN UNIFIED	ALAMEDA	SFP-New Construction	Consent13
EL CENTRO ELEMENTARY	IMPERIAL	SFP-Modernization	Consent13
ESCALON UNIFIED	SAN JOAQUIN	SFP-Modernization	Consent24*
GRIDLEY UNIFIED	BUTTE	SFP-Modernization	Consent13
HOLLISTER ELEMENTARY	SAN BENITO	SFP-Modernization	Consent11/13
HOLLISTER ELEMENTARY	SAN BENITO	SFP-Modernization	Consent24*
IMPERIAL UNIFIED	IMPERIAL	SFP-New Construction	Consent13
IRVINE UNIFIED	ORANGE	SFP-Modernization	Consent13
KERN HIGH	KERN	SFP-New Construction	Consent13
KERN HIGH	KERN	SFP-New Construction	Consent24*
KONOCTI UNIFIED	LAKE	SFP-New Construction	Consent13
KONOCTI UNIFIED	LAKE	SFP-Modernization	Consent24*
KONOCTI UNIFIED	LAKE	SFP-Modernization	Consent24*
LAMMERSVILLE JOINT UNIFIED	SAN JOAQUIN	SFP-New Construction	Consent24*
LOS ANGELES CO. OFC. OF ED.	LOS ANGELES	SFP-Modernization	Consent74
LOS ANGELES UNIFIED	LOS ANGELES	SFP-Charter	Consent71
LOS ANGELES UNIFIED	LOS ANGELES	SFP-Career Tech	Consent68
LOS ANGELES UNIFIED	LOS ANGELES	SFP-Modernization	Consent13
LOS ANGELES UNIFIED	LOS ANGELES	SFP-Modernization	Consent24*
LOS ANGELES UNIFIED	LOS ANGELES	SFP-Modernization	Consent24*
LOS ANGELES UNIFIED	LOS ANGELES	SFP-Modernization	Consent24*
LOS ANGELES UNIFIED	LOS ANGELES	SFP-Modernization	Consent24*
LOS ANGELES UNIFIED	LOS ANGELES	SFP-Modernization	Consent24*
LOS ANGELES UNIFIED	LOS ANGELES	SFP-Modernization	Consent24
LOS ANGELES UNIFIED	LOS ANGELES	SFP-Career Tech	Consent70*
LOS ANGELES UNIFIED	LOS ANGELES	SFP-Career Tech	Consent75
NATOMAS UNIFIED	SACRAMENTO	SFP-New Construction	Consent66*
SACRAMENTO CITY UNIFIED	SACRAMENTO	SFP-Charter	Consent73

March 25, 2020

Alphabetical Listing

<u>School District</u>	<u>County</u>	<u>Category</u>	<u>Page No.</u>
SAN BENITO HIGH	SAN BENITO	SFP-Modernization	Consent24*
SAN BENITO HIGH	SAN BENITO	SFP-Modernization	Consent24*
SAN CARLOS ELEMENTARY	SAN MATEO	SFP-Modernization	Consent13
SAN CARLOS ELEMENTARY	SAN MATEO	SFP-Modernization	Consent24*
SAN JACINTO UNIFIED	RIVERSIDE	SFP-Modernization	Consent11
SAN JACINTO UNIFIED	RIVERSIDE	SFP-Modernization	Consent24*
SAN JACINTO UNIFIED	RIVERSIDE	SFP-Modernization	Consent24*
SAN JUAN UNIFIED	SACRAMENTO	SFP-Modernization	Consent24*
SAN RAMON VALLEY UNIFIED	CONTRA COSTA	SFP-Modernization	Consent24*
SANTA BARBARA UNIFIED	SANTA BARBARA	SFP-Modernization	Consent13
SCOTTS VALLEY UNIFIED	SANTA CRUZ	SFP-New Construction	Consent67*
SNOWLINE JOINT UNIFIED	SAN BERNARDINO	SFP-Modernization	Consent13
SNOWLINE JOINT UNIFIED	SAN BERNARDINO	SFP-Modernization	Consent24*
SNOWLINE JOINT UNIFIED	SAN BERNARDINO	SFP-Modernization	Consent24*
SNOWLINE JOINT UNIFIED	SAN BERNARDINO	SFP-Modernization	Consent24*
SNOWLINE JOINT UNIFIED	SAN BERNARDINO	SFP-Modernization	Consent24*
SNOWLINE JOINT UNIFIED	SAN BERNARDINO	SFP-Modernization	Consent24*
SNOWLINE JOINT UNIFIED	SAN BERNARDINO	SFP-Modernization	Consent24*
SNOWLINE JOINT UNIFIED	SAN BERNARDINO	SFP-Modernization	Consent24*
SONORA ELEMENTARY	TUOLUMNE	SFP-Modernization	Consent76
SONORA ELEMENTARY	TUOLUMNE	SFP-Modernization	Consent77
STOCKTON UNIFIED	SAN JOAQUIN	SFP-Modernization	Consent13
TAFT CITY ELEMENTARY	KERN	SFP-Modernization	Consent24*
TORRANCE UNIFIED	LOS ANGELES	SFP-Modernization	Consent13
TRACY JOINT UNIFIED	SAN JOAQUIN	SFP-Modernization	Consent13
TRACY JOINT UNIFIED	SAN JOAQUIN	SFP-Modernization	Consent24*
TWIN RIVERS UNIFIED	SACRAMENTO	SFP-Modernization	Consent13
TWIN RIVERS UNIFIED	SACRAMENTO	SFP-Modernization	Consent24*
WHITTIER CITY	LOS ANGELES	SFP-Modernization	Consent13
WHITTIER CITY	LOS ANGELES	SFP-Modernization	Consent24*

OPSC PROGRAM CODES

SCHOOL FACILITY PROGRAM (SFP)

- 50 – NEW CONSTRUCTION
- 51 – FACILITY HARDSHIP NEW CONSTRUCTION
- 52 – SFP JOINT-USE
- 53 – CRITICALLY OVERCROWDED SCHOOLS
- 54 – CHARTER SCHOOL FACILITIES PROGRAM
- 55 – CAREER TECH NEW CONSTRUCTION
- 56 – OVERCROWDING RELIEF GRANT PROGRAM
- 57 – MODERNIZATION
- 58 – FACILITY HARDSHIP MODERNIZATION
- 59 – CAREER TECH MODERNIZATION

OTHER PROGRAMS

- 25 – STATE RELOCATABLE CLASSROOM PROGRAM
- 34 – AIR CONDITIONING AND/OR INSULATION PROGRAM
- 40 – DEFERRED MAINTENANCE PROGRAM
- 61 – EMERGENCY REPAIR PROGRAM
- 70 – FULL-DAY KINDERGARTEN FACILITIES GRANT PROGRAM NEW
CONSTRUCTION
- 71 – FULL-DAY KINDERGARTEN FACILITIES GRANT PROGRAM RETROFIT

MINUTES

State Allocation Board

February 26, 2020

Upon notice duly given, the meeting of the State Allocation Board (SAB) was held at the State Capitol, Room 2040, in Sacramento, California on February 26, 2020 at 4:00 p.m.

Members of the SAB present were as follows:

- Gayle Miller, Chief Deputy Director, Policy, Department of Finance, designated representative for Keely Bosler, Director, Department of Finance
- Daniel Kim, Director, Department of General Services
- Juan Mireles, Director, School Facilities and Transportation Services Division, California Department of Education (CDE), designated representative for Tony Thurmond, Superintendent of Public Instruction
- Cesar Diaz, appointee of Edmund G. Brown, Jr., former Governor of the State of California
- Senator Scott Wilk
- Senator Connie Leyva
- Assembly Member Patrick O'Donnell
- Assembly Member Autumn Burke

Members of the SAB absent were as follows:

- Senator Richard Roth
- Assembly Member Jordan Cunningham

Representative of the SAB was as follows:

- Lisa Silverman, Executive Officer

Representatives of the Department of General Services, Office of Public School Construction (OPSC), were as follows:

- Lisa Silverman, Executive Officer
- Barbara Kampmeier, Deputy Executive Officer

Representative of the Department of General Services, Office of Legal Services, was as follows:

- Tom Patton, Assistant Chief Counsel

With a quorum present, Ms. Miller, Chair, called the meeting to order at 4:04 p.m. The Chair introduced and welcomed the SAB's newest member, Assembly Member Autumn Burke, to the Board.

PRIOR MINUTES

A motion was made to approve the January 22, 2020 SAB Minutes. The Chair called for a roll-call vote and the motion carried per the following votes:

MEMBER	AYE	NAY	ABSTAIN	ABSENT
Senator Wilk	X			
Senator Leyva	X			
Senator Roth				X
Assembly Member O'Donnell	X			
Assembly Member Cunningham				X
Assembly Member Burke			X	
Juan Mireles	X			
Cesar Diaz (Governor's Appointee)	X			
Daniel Kim	X			
Gayle Miller	X			
Total	7		1	2

Motion:Carried X Failed **EXECUTIVE OFFICER'S STATEMENT**

The Executive Officer informed the SAB of the following:

Sixth Career Technical Education Facilities Program (CTEFP) Filing Round Is Open

The audience was reminded that the sixth CTEFP Filing Round remains open until April 6, 2020. CTE Grant Applications were due to CDE on or before December 2, 2019 and the *Application for Career Technical Education Funding* (Form SAB 50-10) is due to OPSC on or before April 6, 2020. CDE received 282 applications requesting review and approval and will be providing scores on a flow basis. OPSC encourages all applicants with projects with a score of 105 or higher to submit the Form SAB 50-10 immediately upon receipt of the CDE's score letter for the project.

As of January 31, 2020, OPSC received 15 applications from 11 applicants requesting a total of \$23,043,170 in State funding.

OPSC contacted all prior applicants that submitted applications in the fourth and fifth CTEFP filing rounds that did not receive funding advising them of the ability to reapply in this current filing round using the same CTE score letter. OPSC Online is available now for all applicants to complete the Form SAB 50-10. Once the score is known it can be entered into OPSC Online and the application can be electronically submitted to OPSC immediately.

OPSC and CDE hosted a joint workshop on November 6, 2019 that provided an overview of both agency's application processes. The workshop was webcasted and can be found at:
<https://tinyurl.com/v3eozm6>.

EXECUTIVE OFFICER'S STATEMENT (continued)**Full-Day Kindergarten Facilities Grant Program (FDKFGP)**

On Tuesday, February 25, 2020, OPSC held an FDKFGP workshop to provide an overview of the program eligibility, application requirements and funding order determination. The workshop was held at the Department of General Services, Ziggurat Building, in Conference Room 01-205, located at 707 3rd Street, West Sacramento, CA 95605. The third filing round begins on April 1, 2020 and closes on April 30, 2020.

Next SAB Meeting

The SAB and stakeholders were reminded that the next SAB meeting scheduled would be Wednesday, March 25, 2020 at 4:00 p.m.

CONSENT ITEMS

A motion was made to approve the Consent calendar as presented. The Chair called for a roll-call vote and the motion carried per the following votes:

MEMBER	AYE	NAY	ABSTAIN	ABSENT
Senator Wilk	X			
Senator Leyva	X			
Senator Roth				X
Assembly Member O'Donnell	X			
Assembly Member Cunningham				X
Assembly Member Burke	X			
Juan Mireles	X			
Cesar Diaz (Governor's Appointee)	X			
Daniel Kim	X			
Gayle Miller	X			
Total	8			2

Motion:

Carried X

Failed

FINANCIAL REPORTS

The SAB accepted the Financial Reports as presented.

APPEAL ITEMS***Trinity Alps Unified/Trinity******58/76513-00-001***

A motion was made to approve Options A1 and B1, which would 1) approve an Apportionment with Financial Hardship outside of the Priority Funding process for design funding (Attachment E1); and 2) approval of an expedited Apportionment with Financial Hardship outside of the Priority Funding process for full funding for Weaverville Elementary School and design/full funding at Trinity High School for mold-related Facility Hardship projects. The Chair called for a roll-call vote and the motion carried per the following votes:

MEMBER	AYE	NAY	ABSTAIN	ABSENT
Senator Wilk	X			
Senator Leyva	X			
Senator Roth				X
Assembly Member O'Donnell	X			
Assembly Member Cunningham				X
Assembly Member Burke	X			
Juan Mireles	X			
Cesar Diaz (Governor's Appointee)	X			
Daniel Kim	X			
Gayle Miller	X			
Total	8			2

Motion:

Carried X

Failed

ACTION ITEMS

State Allocation Board Vice-Chair Selection

A motion was made to nominate and elect Assembly Member O'Donnell as the Vice-Chair of the SAB. The Chair called for a roll-call vote and the motion carried per the following votes:

MEMBER	AYE	NAY	ABSTAIN	ABSENT
Senator Wilk	X			
Senator Leyva	X			
Senator Roth				X
Assembly Member O'Donnell	X			
Assembly Member Cunningham				X
Assembly Member Burke	X			
Juan Mireles	X			
Cesar Diaz (Governor's Appointee)	X			
Daniel Kim	X			
Gayle Miller	X			
Total	8			2

Motion:

Carried X

Failed

Proposed Amendments to the School Facility Program for the Facility Hardship and Seismic Mitigation Programs

This Item was postponed to a future SAB meeting.

REPORTS, DISCUSSION, AND INFORMATION ITEMS

Overview of Bagley-Keene Open Meeting Act

The SAB invited the Attorney General's Office to address the SAB regarding compliance with the Bagley-Keene Open Meeting Act. Deputy Attorney General Ted Prim and Julie Zeffalotto reminded the SAB of key components to ensuring compliance with the Bagley-Keene Open Meeting Act. They also provided a hand-out which is posted on OPSC's website at:

<https://www.dgs.ca.gov/OPSC/Resources/Page-Content/Office-of-Public-School-Construction-Resources-List-Folder/State-Allocation-Board-Agendas#@ViewBag.JumpTo>. This presentation will be a refresher for the SAB every two years.

The SAB acknowledged the following reports:

- ***State Allocation Board Three-Month Projected Workload***
- ***State Allocation Board Meeting Dates for the 2020 Calendar Year***
- ***School Facility Program Unfunded List as of January 22, 2020***
- ***School Facility Program Workload List of Applications Received Through January 31, 2020***
- ***Full-Day Kindergarten Facilities Grant Program Workload List as of January 31, 2020***
- ***School Facility Program Applications Received Beyond Bond Authority List as of January 31, 2020***
- ***Facility Hardship/Rehabilitation Approvals Without Funding as of January 22, 2020***

CLOSED SESSION

At 4:52 p.m. and in accordance with Government Code Section 11126(e)(1), the Board convened into closed session for the purpose of conferring with and receiving advice from counsel regarding pending litigation.

Upon conclusion of the closed session, the Board reconvened into open session at 5:16 p.m.

ADJOURNMENT

There being no further business to come before the SAB, the Chair adjourned the meeting at 5:18 p.m.



ATTACHMENT A
Approved Consent Items on 02/26/2020

Program	Application Number	District	County
SFP-Charter	54/61424-00-007	CHICO UNIFIED	BUTTE
SFP-Charter	54/61424-00-006	CHICO UNIFIED	BUTTE
SFP-Charter	54/64733-00-074	LOS ANGELES UNIFIED	LOS ANGELES
SFP-COS	53/64733-00-705	LOS ANGELES UNIFIED	LOS ANGELES
SFP-Modernization	57/61119-00-023	ALAMEDA CITY UNIFIED	ALAMEDA
SFP-Modernization	57/75713-00-000	ALHAMBRA UNIFIED	LOS ANGELES
SFP-Modernization	57/65961-00-000	ALISAL UNION	MONTEREY
SFP-Modernization	57/66977-00-018	ALVORD UNIFIED	RIVERSIDE
SFP-Modernization	57/66977-00-017	ALVORD UNIFIED	RIVERSIDE
SFP-Modernization	57/66977-00-016	ALVORD UNIFIED	RIVERSIDE
SFP-Modernization	57/71472-00-000	ANTELOPE ELEMENTARY	TEHAMA
SFP-Modernization	57/63313-00-001	ARVIN UNION ELEMENTARY	KERN
SFP-Modernization	57/68700-00-006	ATASCADERO UNIFIED	SAN LUIS OBISPO
SFP-Modernization	57/68700-00-005	ATASCADERO UNIFIED	SAN LUIS OBISPO
SFP-Modernization	57/68700-00-004	ATASCADERO UNIFIED	SAN LUIS OBISPO
SFP-Modernization	57/65631-00-000	ATWATER ELEMENTARY	MERCED
SFP-Modernization	57/64279-00-020	AZUSA UNIFIED	LOS ANGELES
SFP-Modernization	57/64279-00-019	AZUSA UNIFIED	LOS ANGELES
SFP-Modernization	57/63321-00-000	BAKERSFIELD CITY ELEMENTARY	KERN
SFP-Modernization	57/69377-00-000	BERRYESSA UNION ELEMENTARY	SANTA CLARA
SFP-Modernization	57/69393-00-000	CAMPBELL UNION ELEMENTARY	SANTA CLARA
SFP-Modernization	57/66464-00-000	CAPISTRANO UNIFIED	ORANGE
SFP-Modernization	57/61150-00-000	CASTRO VALLEY UNIFIED	ALAMEDA
SFP-Modernization	57/67645-00-000	CENTRAL ELEMENTARY	SAN BERNARDINO
SFP-Modernization	57/67645-00-008	CENTRAL ELEMENTARY	SAN BERNARDINO
SFP-Modernization	57/67645-00-007	CENTRAL ELEMENTARY	SAN BERNARDINO
SFP-Modernization	57/67645-00-006	CENTRAL ELEMENTARY	SAN BERNARDINO
SFP-Modernization	57/73965-00-000	CENTRAL UNIFIED	FRESNO
SFP-Modernization	58/61424-00-001	CHICO UNIFIED	BUTTE
SFP-Modernization	57/62117-00-055	CLOVIS UNIFIED	FRESNO
SFP-Modernization	57/67686-00-024	COLTON JOINT UNIFIED	SAN BERNARDINO
SFP-Modernization	57/63891-00-012	CORCORAN JOINT UNIFIED	KINGS
SFP-Modernization	57/63891-00-011	CORCORAN JOINT UNIFIED	KINGS
SFP-Modernization	57/63891-00-000	CORCORAN JOINT UNIFIED	KINGS
SFP-Modernization	57/67058-00-000	DESERT SANDS UNIFIED	RIVERSIDE
SFP-Modernization	57/67058-00-019	DESERT SANDS UNIFIED	RIVERSIDE
SFP-Modernization	57/75531-00-015	DINUBA UNIFIED	TULARE
SFP-Modernization	57/75531-00-014	DINUBA UNIFIED	TULARE
SFP-Modernization	57/75531-00-013	DINUBA UNIFIED	TULARE
SFP-Modernization	57/75531-00-000	DINUBA UNIFIED	TULARE
SFP-Modernization	57/63123-00-000	EL CENTRO ELEMENTARY	IMPERIAL
SFP-Modernization	57/75515-00-000	EUREKA CITY SCHOOLS	HUMBOLDT
SFP-Modernization	57/67330-00-009	FOLSOM-CORDOVA UNIFIED	SACRAMENTO
SFP-Modernization	57/66837-00-000	FORESTHILL UNION ELEMENTARY	PLACER
SFP-Modernization	57/66514-00-000	FULLERTON JOINT UNION HIGH	ORANGE
SFP-Modernization	57/66514-00-016	FULLERTON JOINT UNION HIGH	ORANGE
SFP-Modernization	57/75507-00-000	GRIDLEY UNIFIED	BUTTE
SFP-Modernization	57/75507-00-005	GRIDLEY UNIFIED	BUTTE
SFP-Modernization	57/75507-00-004	GRIDLEY UNIFIED	BUTTE
SFP-Modernization	57/75507-00-003	GRIDLEY UNIFIED	BUTTE
SFP-Modernization	57/75507-00-002	GRIDLEY UNIFIED	BUTTE
SFP-Modernization	57/68130-00-026	GROSSMONT UNION HIGH	SAN DIEGO
SFP-Modernization	57/67470-00-001	HOLLISTER ELEMENTARY	SAN BENITO
SFP-Modernization	57/67090-00-011	JURUPA UNIFIED	RIVERSIDE
SFP-Modernization	57/67090-00-010	JURUPA UNIFIED	RIVERSIDE
SFP-Modernization	57/67090-00-009	JURUPA UNIFIED	RIVERSIDE
SFP-Modernization	57/64022-00-000	KONOCITI UNIFIED	LAKE
SFP-Modernization	57/64667-00-008	LANCASTER ELEMENTARY	LOS ANGELES
SFP-Modernization	57/65771-00-014	MERCED CITY ELEMENTARY	MERCED
SFP-Modernization	57/65771-00-013	MERCED CITY ELEMENTARY	MERCED
SFP-Modernization	57/67124-00-010	MORENO VALLEY UNIFIED	RIVERSIDE
SFP-Modernization	57/67124-00-009	MORENO VALLEY UNIFIED	RIVERSIDE
SFP-Modernization	57/69781-00-001	PACIFIC ELEMENTARY	SANTA CRUZ
SFP-Modernization	57/69781-00-000	PACIFIC ELEMENTARY	SANTA CRUZ
SFP-Modernization	57/69641-00-000	PALO ALTO UNIFIED	SANTA CLARA
SFP-Modernization	57/72041-00-001	PIXLEY UNION ELEMENTARY	TULARE
SFP-Modernization	57/61960-00-002	POLLOCK PINES ELEMENTARY	EL DORADO

ATTACHMENT A
Approved Consent Items on 02/26/2020

Program	Application Number	District	County
SFP-Modernization	57/61960-00-001	POLLOCK PINES ELEMENTARY	EL DORADO
SFP-Modernization	57/73866-00-000	POTTER VALLEY COMMUNITY UNIFIED	MENDOCINO
SFP-Modernization	57/73866-00-001	POTTER VALLEY COMMUNITY UNIFIED	MENDOCINO
SFP-Modernization	57/75341-00-000	REDONDO BEACH UNIFIED	LOS ANGELES
SFP-Modernization	57/70896-00-010	RINCON VALLEY UNION ELEMENTARY	SONOMA
SFP-Modernization	57/70896-00-009	RINCON VALLEY UNION ELEMENTARY	SONOMA
SFP-Modernization	57/67538-00-004	SAN BENITO HIGH	SAN BENITO
SFP-Modernization	57/67538-00-000	SAN BENITO HIGH	SAN BENITO
SFP-Modernization	57/68478-00-060	SAN FRANCISCO UNIFIED	SAN FRANCISCO
SFP-Modernization	57/67447-00-062	SAN JUAN UNIFIED	SACRAMENTO
SFP-Modernization	57/67447-00-000	SAN JUAN UNIFIED	SACRAMENTO
SFP-Modernization	57/61804-00-000	SAN RAMON VALLEY UNIFIED	CONTRA COSTA
SFP-Modernization	57/61804-00-029	SAN RAMON VALLEY UNIFIED	CONTRA COSTA
SFP-Modernization	57/61804-00-028	SAN RAMON VALLEY UNIFIED	CONTRA COSTA
SFP-Modernization	57/61804-00-027	SAN RAMON VALLEY UNIFIED	CONTRA COSTA
SFP-Modernization	57/61804-00-026	SAN RAMON VALLEY UNIFIED	CONTRA COSTA
SFP-Modernization	57/62414-00-000	SANGER UNIFIED	FRESNO
SFP-Modernization	57/66670-00-000	SANTA ANA UNIFIED	ORANGE
SFP-Modernization	57/76786-00-000	SANTA BARBARA UNIFIED	SANTA BARBARA
SFP-Modernization	57/75432-00-002	SCOTTS VALLEY UNIFIED	SANTA CRUZ
SFP-Modernization	57/72116-00-000	SEQUOIA UNION ELEMENTARY	TULARE
SFP-Modernization	57/72116-00-002	SEQUOIA UNION ELEMENTARY	TULARE
SFP-Modernization	57/73742-00-000	SIERRA SANDS UNIFIED	KERN
SFP-Modernization	57/73742-00-010	SIERRA SANDS UNIFIED	KERN
SFP-Modernization	57/73742-00-009	SIERRA SANDS UNIFIED	KERN
SFP-Modernization	57/73957-00-000	SNOWLINE JOINT UNIFIED	SAN BERNARDINO
SFP-Modernization	57/70953-00-000	SONOMA VALLEY UNIFIED	SONOMA
SFP-Modernization	57/63040-00-001	SOUTHERN HUMBOLDT JOINT UNIFIED	HUMBOLDT
SFP-Modernization	57/68676-00-000	STOCKTON UNIFIED	SAN JOAQUIN
SFP-Modernization	57/66944-00-000	TAHOE-TRUCKEE UNIFIED	PLACER
SFP-Modernization	57/66944-00-013	TAHOE-TRUCKEE UNIFIED	PLACER
SFP-Modernization	57/65060-00-037	TORRANCE UNIFIED	LOS ANGELES
SFP-Modernization	57/65060-00-036	TORRANCE UNIFIED	LOS ANGELES
SFP-Modernization	57/65060-00-000	TORRANCE UNIFIED	LOS ANGELES
SFP-Modernization	57/76505-00-044	TWIN RIVERS UNIFIED	SACRAMENTO
SFP-Modernization	57/76505-00-042	TWIN RIVERS UNIFIED	SACRAMENTO
SFP-Modernization	57/72652-00-000	VENTURA UNIFIED	VENTURA
SFP-Modernization	57/65102-00-000	WESTSIDE UNION ELEMENTARY	LOS ANGELES
SFP-Modernization	57/65102-00-004	WESTSIDE UNION ELEMENTARY	LOS ANGELES
SFP-Modernization	57/71456-00-003	WINSHIP-ROBBINS	SUTTER
SFP-Modernization	57/71456-00-002	WINSHIP-ROBBINS	SUTTER
SFP-Modernization	57/72298-00-002	WOODVILLE ELEMENTARY	TULARE
SFP-New Construction	50/61119-01-000	ALAMEDA CITY UNIFIED	ALAMEDA
SFP-New Construction	50/63313-00-000	ARVIN UNION ELEMENTARY	KERN
SFP-New Construction	50/63313-00-003	ARVIN UNION ELEMENTARY	KERN
SFP-New Construction	50/68700-00-000	ATASCADERO UNIFIED	SAN LUIS OBISPO
SFP-New Construction	50/66464-00-022	CAPISTRANO UNIFIED	ORANGE
SFP-New Construction	50/68023-04-000	CHULA VISTA ELEMENTARY	SAN DIEGO
SFP-New Construction	50/68023-04-001	CHULA VISTA ELEMENTARY	SAN DIEGO
SFP-New Construction	50/67686-00-000	COLTON JOINT UNIFIED	SAN BERNARDINO
SFP-New Construction	50/63891-00-000	CORCORAN JOINT UNIFIED	KINGS
SFP-New Construction	50/63891-00-002	CORCORAN JOINT UNIFIED	KINGS
SFP-New Construction	50/64451-00-014	DOWNEY UNIFIED	LOS ANGELES
SFP-New Construction	50/67314-00-047	ELK GROVE UNIFIED	SACRAMENTO
SFP-New Construction	50/67330-21-009	FOLSOM-CORDOVA UNIFIED	SACRAMENTO
SFP-New Construction	50/66514-00-000	FULLERTON JOINT UNION HIGH	ORANGE
SFP-New Construction	50/66035-00-002	GREENFIELD UNION ELEMENTARY	MONTEREY
SFP-New Construction	50/67090-00-012	JURUPA UNIFIED	RIVERSIDE
SFP-New Construction	50/76760-00-000	LAMMERSVILLE JOINT UNIFIED	SAN JOAQUIN
SFP-New Construction	50/64725-05-002	LONG BEACH UNIFIED	LOS ANGELES
SFP-New Construction	50/10199-00-022	LOS ANGELES COUNTY OFFICE OF EDUCATION	LOS ANGELES
SFP-New Construction	50/75283-00-019	NATOMAS UNIFIED	SACRAMENTO
SFP-New Construction	50/75283-00-018	NATOMAS UNIFIED	SACRAMENTO
SFP-New Construction	50/75283-00-017	NATOMAS UNIFIED	SACRAMENTO
SFP-New Construction	50/69781-00-002	PACIFIC ELEMENTARY	SANTA CRUZ
SFP-New Construction	50/69781-00-001	PACIFIC ELEMENTARY	SANTA CRUZ
SFP-New Construction	50/67207-00-010	PERRIS UNION HIGH	RIVERSIDE

ATTACHMENT A
Approved Consent Items on 02/26/2020

Program	Application Number	District	County
SFP-New Construction	50/64907-03-000	POMONA UNIFIED	LOS ANGELES
SFP-New Construction	50/64907-03-002	POMONA UNIFIED	LOS ANGELES
SFP-New Construction	50/68296-00-000	POWAY UNIFIED	SAN DIEGO
SFP-New Construction	50/69120-00-000	SANTA MARIA-BONITA	SANTA BARBARA
SFP-New Construction	50/75432-00-001	SCOTTS VALLEY UNIFIED	SANTA CRUZ
SFP-New Construction	50/72116-00-002	SEQUOIA UNION ELEMENTARY	TULARE
SFP-New Construction	50/68676-04-002	STOCKTON UNIFIED	SAN JOAQUIN
SFP-New Construction	50/68676-04-000	STOCKTON UNIFIED	SAN JOAQUIN
SFP-New Construction	50/72173-00-005	SUNDALE UNION ELEMENTARY	TULARE
SFP-New Construction	50/72256-00-030	VISALIA UNIFIED	TULARE
SFP-New Construction	50/72256-00-000	VISALIA UNIFIED	TULARE
SFP-New Construction	50/65136-00-013	WILLIAM S. HART UNION HIGH	LOS ANGELES
SFP-New Construction	50/65136-00-012	WILLIAM S. HART UNION HIGH	LOS ANGELES
SFP-ORG	56/64733-00-019	LOS ANGELES UNIFIED	LOS ANGELES

EXECUTIVE OFFICER STATEMENT
State Allocation Board Meeting, March 25, 2020

MARCH 25, 2020 STATE ALLOCATION BOARD MEETING

Please be advised that pursuant to Governor Newsom's Executive Order N-25-20, issued March 12, 2020, the March 25, 2020 State Allocation Board (SAB) meeting will be conducted by way of teleconferencing. The physical, publicly-accessible teleconference location from which members of the public may observe and offer public comment is reflected in the State Allocation Board Meeting Notice and Agenda (10-day Public Notice).

STATE ALLOCATION BOARD PROGRAMS' TIME EXTENSIONS

As a result of the State's current health crisis, the Office of Public School Construction (OPSC) is reviewing all associated regulatory timelines for all SAB programs, including but not limited to, the CTEFP filing round, FDKFGP filing round, priority funding, and substantial progress and expenditure reporting timelines. OPSC will provide updates and present policy and/or regulatory amendment items if needed at the April meeting.

OPSC recognizes that many school districts have closed temporarily to minimize the threat of the coronavirus (COVID-19). As a result, school districts may have difficulty in responding to OPSC's correspondence timely or respond to time sensitive information. OPSC will work with ALL impacted school districts and grant extensions due to the unforeseen closures.

The Governor's directives indicate that in-person meetings of less than 10 people can still occur at this time. OPSC's office will remain open for in-person meetings; however, whenever possible, OPSC will request meetings via teleconference. For those visiting our office, and in order to maintain a safe and healthy work environment, the department has taken steps to increase cleaning frequency of high touch areas within our office. However, clients unable to attend an in-person meeting should contact [OPSC](#) to ask for an accommodation in lieu of an in-person meeting.

OPSC is committed to meeting the needs of our schools and stakeholders by keeping our offices open, limiting contact through social distancing when we can, and making the accommodations needed to keep work flowing.

UPCOMING BOND SALE

A General Obligation Bond sale is currently in progress. Staff anticipates receiving bond proceeds for the School Facility Program from this sale and will prepare Priority Funding Apportionments commensurate with the funds received for presentation to the State Allocation Board (SAB) at the April 22, 2020 meeting.

FULL-DAY KINDERGARTEN FACILITIES GRANT PROGRAM (FDKFGP) FILING ROUND OPENING SOON

OPSC previously held a FDKFGP workshop on Tuesday, February 25, 2020 that went over the program eligibility, application requirements and funding order determination. The third filing round will open on April 1, 2020. We encourage all participating districts to prepare and be ready to submit the funding request during the filing period.

SIXTH CAREER TECHNICAL EDUCATION FACILITIES PROGRAM (CTEFP) FILING ROUND WILL BE CLOSED SOON

OPSC would like to remind everyone that the Sixth CTEFP Filing Round is currently open. CDE received 282 applications requesting review and approval. The *Application for Career Technical Education Funding* (Form SAB 50-10) is currently due to OPSC on or before April 6, 2020. As of March 12, 2020, OPSC has received 45 applications requesting a total of \$76,118,050 in State funding from 29 applicants.

CDE has completed their review of all applications that requested review and approval and preliminary scores have been sent to the school districts. To date, OPSC has received 186 scores and 122 had a score of 105, or higher (64 did not meet the minimum scoring standards) from CDE. CDE is currently processing appeal requests for the remaining third scoring cycle. OPSC encourages all applicants with projects with a score of 105, or higher, to submit the Form SAB 50-10 immediately upon receipt of the CDE's score letter for the project.

OPSC Online is available for all applicants to complete the Form SAB 50-10. Once the score is known, it can then be entered into OPSC Online and the application can be electronically submitted to OPSC immediately.

NEXT STATE ALLOCATION BOARD MEETING

The next meeting is scheduled for Wednesday, April 22, 2020 at 4:00 pm.

State of California
State Allocation Board

SCHOOL FACILITY PROGRAM

This Resolution of the State Allocation Board (hereafter referred to as the "Board") is applicable to the appropriate sections of the Education Code and is described and filed in the office of the Executive Officer and will be made available to all interested parties as the Resolution pertains to the documents attached hereto. Said documents were acted upon by the Board at its meeting on March 25, 2020.

WHEREAS, the Board has previously approved or determined to be approvable a number of projects for construction or modernization eligibility of facilities for school districts and is making apportionments and/or unfunded approvals for the grant amounts for projects that meet the Board's criteria for the apportionment of grants pursuant to Education Code Sections 17072.10, 17078.52, 17078.70, 17079 or 17074.10 or Board Regulations 1859.81.1 or 1859.83;

WHEREAS, Treasury Regulations Section 1.150-2 require the State (on whose behalf the Board is acting) to declare its reasonable intent to provide grant funding to school districts, in accordance with Board policy and law, for costs of the projects with proceeds of State bonds;

NOW THEREFORE, BE IT RESOLVED:

1. This Resolution is adopted by the Board for the purposes of establishing compliance with Treasury Regulations Section 1.150-2 and this Resolution does not bind the Board to make any additional apportionment or bind the State to incur any indebtedness.
2. The Board anticipates that some or all of the school districts listed on the list of "Projects" referred to in this Resolution will pay certain capital expenditures in connection with some or all of the project's cost prior to the issuance of bonds by the State to pay for the grants for the projects. The reimbursement of such costs is consistent with the State's budgetary and financial circumstances, and in accordance with Board policy, as no other funds or accounts of the State have been budgeted or are available to pay the costs of the projects on either a short-term or a long-term basis.
3. The Board, acting on behalf of the State, hereby declares that it is the State's official intent to use proceeds of general obligation bonds that may become available for such purpose, consistent with the requirements of law that are in effect at the time the funds are available, to provide grants, in accordance with applicable, laws and regulations.
4. This Resolution shall be continuously available for inspection by the general public during normal business hours at the offices of the Board at 707 Third Street, West Sacramento, California, commencing within one week after the date of enactment of this Resolution.
5. Any eligibility determination does not constitute a commitment of future funding by the Board.

REPORT OF THE EXECUTIVE OFFICER
State Allocation Board Meeting, March 25, 2020

SCHOOL FACILITY PROGRAM

PURPOSE OF REPORT

To present the Districts' requests for School Facility Program (SFP) eligibility approval.

DESCRIPTION

The school districts shown in the following sections have complied with State Allocation Board (Board) regulations regarding new construction or modernization eligibility determinations for the projects listed.

RECOMMENDATIONS

Approve the eligibility determinations for the districts/projects shown on the Attachment.

Provide that this approval of eligibility determination for the districts/projects listed does not constitute a commitment for future funding by the Board.

For purposes of any application for funding, provide that the district must comply with all requirements of law and regulations pertaining to the SFP.

ELIGIBILITY APPROVALS MODERNIZATION

<u>District</u>	<u>School Name</u>	<u>County</u>	<u>Application Number 57/</u>	<u>Justification Document Date</u>	<u>Site Baseline Eligibility K-6</u>	<u>Site Baseline Eligibility 7-8</u>	<u>Site Baseline Eligibility 9-12</u>	<u>Site Baseline Eligibility Non Severe</u>	<u>Site Baseline Eligibility Severe</u>
Cucamonga Elementary	The Ontario Center	San Bernardino	67694-00-000	3/21/2017	575	0	0	11	0
Hollister Elementary	Accelerated Achievement Academy	San Benito	67470-00-000	1/17/2020	89	50	0	0	0
San Jacinto Unified	De Anza Elementary	Riverside	67249-00-000	1/23/2020	525	0	0	39	0
San Jacinto Unified	Park Hill Elementary	Riverside	67249-00-000	4/12/2017	527	0	0	20	0

SCHOOL FACILITY PROGRAM

PURPOSE OF REPORT

To adjust the baseline eligibility for new construction and modernization projects under the Leroy F. Greene School Facilities Act of 1998.

DESCRIPTION

The districts listed on Attachment A have received eligibility approval for new construction. There has been a change in their baseline in accordance with the California Code of Regulations relating to the Leroy F. Greene School Facilities Act of 1998, Section 1859.51.

The districts listed on Attachment B have received eligibility approval for modernization. There has been a change in their baseline in accordance with the California Code of Regulations relating to the Leroy F. Greene School Facilities Act of 1998, Section 1859.61.

RECOMMENDATIONS

1. Approve an adjustment to the new construction eligibility baseline determination as shown on Attachment A.
2. Approve an adjustment to the modernization eligibility baseline determination as shown on Attachment B.
3. Provide that this approval of adjusted eligibility determination does not constitute a commitment for future funding by the State Allocation Board.

KEY TO ADJUSTMENTS

NEW CONSTRUCTION ONLY

- (a) Reduced by the number of pupils provided grants in a new construction School Facility Program (SFP) project and by the number of pupils that received a Preliminary Apportionment pursuant to Section 1859.140 or a Preliminary Charter School Apportionment pursuant to Regulation Section 1859.162.2.
- (b) Reduced by the number of pupils housed, based on the loading standards pursuant to Ed. Code Section 17071.25(a)(2)(A), in a new construction LPP project funded under the provisions of the LPP pursuant to Regulation Section 1859.12 or 1859.13.
- (c) Reduced by the number of pupils housed in additional classrooms constructed or purchased based on the loading standards, pursuant to Ed. Code Section 17071.25(a)(2)(A), in a modernization SFP project.
- (d) Adjusted as a result of audit findings made pursuant to Regulation Sections 1859.90 and 1859.105.
- (e) Increased/decreased by changes in projected enrollment in subsequent enrollment reporting years, except as provided in (j) below.
- (f) Adjusted as a result of errors or omissions by the district or by the Office of Public School Construction (OPSC).
- (g) Adjusted as result of amendments to the SFP Regulations that affect the eligibility.
- (h) Increased by the number of pupils eligible for grants pursuant to Regulation Section 1859.82(a).
- (i) Reduced by the number of pupils housed in classrooms provided after the baseline eligibility was determined by the State Allocation Board, with 12 exceptions at Regulation Section 1859.51(i).
- (j) For Small School Districts, following a 3-year period after the district's eligibility was approved by the Board, decreased by any reduction in projected enrollment, and by any increase in pupils in the latest CDE operational grant report per Ed. Code Sec. 42268.
- (k) Adjusted for any changes in classroom inventory as a result of a reorganization election.
- (l) For classroom loading standards adopted by the Board for non-severely and severely disabled individuals with exceptional needs.
- (m) As directed by the SAB due to finding a Material Inaccuracy pursuant to Section 1859.104.1.
- (n) Increased by the number of pupils that received a Preliminary Apportionment that was rescinded pursuant to Section 1859.148 or a Preliminary Charter School Apportionment that was rescinded pursuant to Section 1859.166.
- (o) Adjusted for operational grant changes as determined/provided by the California Department of Education.
- (p) For High School Attendance Area (HSAA) districts with Preliminary Apportionments within the 2002 or 2004 Critically Overcrowded School Facilities Account, adjusted in accordance with Regulation Section 1859.51(p)(1), (2), or (3).
- (q) Adjusted by the difference between the Alternative Enrollment Projection for the current enrollment reporting year and the projected enrollment determined pursuant to Section 1859.42 for the current enrollment reporting year, or by the eligibility remaining from this calculation that can no longer be utilized if the funds made available pursuant to EC Section 17071.75(a)(1)(A) have been exhausted.
- (r) Adjusted per Ed. Code Sec. 17071.75(b)(2) by the number of pupils housed, based on the loading standards per Ed. Code Sec. 17071.25(a)(2)(A), in any classroom(s) where title was relinquished to the School District receiving the transferred classrooms.

KEY TO ADJUSTMENTS

MODERNIZATION ONLY

- (a) Reduced by the number of pupils provided grants in a modernization SFP project or CSFP Rehabilitation project at the specific site.
- (b) Reduced by the number of pupils housed, based on the loading standard pursuant to EC Section 17071.25(a)(2), in a modernization LPP project funded under the LPP pursuant to Regulation Section 1859.14 and 1859.15.
- (c) Increased by changes in projected enrollment in subsequent enrollment reporting years.
- (d) (1) Increased for additional facilities not previously modernized with State funds, that become 25 years old, if permanent, or 20 years old, if portable or, (2) as a result of audit findings made pursuant to Regulation Sections 1859.90 and 1859.105.
- (e) Adjusted as a result of errors or omissions by the district or by the OPSC.
- (f) Adjusted as result of amendments to the Subgroup 5.5 Regulations that affect the eligibility.
- (g) For classroom loading standards adopted by the Board for non-severely and severely disabled individuals with exceptional needs.
- (h) As directed by the SAB due to finding a Material Inaccuracy pursuant to Regulation Section 1859.104.1.
- (i) Increased for facilities previously modernized with State funds, which qualify for an additional modernization apportionment pursuant to Regulation Section 1859.78.8.
- (j) Adjusted as a result of the Reconfiguration of an existing high school under the Small High School Program.
- (k) Decreased for facilities that were deemed eligible for modernization pursuant to Regulation Sections 1859.60 and 1859.61(d) and subsequently replaced, or will be replaced under a signed contract for construction or acquisition of facilities, in a project funded by the district without participation from the State.
- (l) Adjusted as a result of replaced eligible portables funded with the Overcrowding Relief Grant, per Ed. Code Section 17079 et seq.
- (m) Adjusted as a result of classrooms demolished and replaced pursuant to Regulation Section 1859.82.

State Allocation Board Meeting, March 25, 2020
ATTACHMENT A

District: Cucamonga Elementary
Attendance Area: Districtwide
County: San Bernardino
Application Number: 50/67694-00-000

	Type of Adj.	K-6	7-8	9-12	Non-Severe	Severe
Current Baseline Eligibility		-183	110	0	38	0
Adjustment Per This Item	i	-50	0	0	0	0
Net Baseline Eligibility		-233	110	0	38	0

District: Dublin Unified
Attendance Area: Districtwide
County: Alameda
Application Number: 50/75093-00-000

	Type of Adj.	K-6	7-8	9-12	Non-Severe	Severe
Current Baseline Eligibility		5,072	1,458	2,509	97	212
Adjustment Per This Item	e	-1,350	-261	-252	32	-24
Adjustment Per This Item	e	-349	-15	145	3	-22
Net Baseline Eligibility		3,373	1,182	2,402	132	166

District: Imperial Unified
Attendance Area: Districtwide
County: Imperial
Application Number: 50/63164-00-000

	Type of Adj.	K-6	7-8	9-12	Non-Severe	Severe
Current Baseline Eligibility		-21	90	658	1	6
Adjustment Per This Item	e	409	42	-139	133	-2
Adjustment Per This Item	i	0	-270	-135	0	0
Net Baseline Eligibility		388	-138	384	134	4

District: Kern High
Attendance Area: Districtwide
County: Kern
Application Number: 50/63529-00-000

	Type of Adj.	K-6	7-8	9-12	Non-Severe	Severe
Current Baseline Eligibility		0	0	523	286	313
Adjustment Per This Item	e	0	0	6,964	33	-71
Net Baseline Eligibility		0	0	7,487	319	242

State Allocation Board Meeting, March 25, 2020

ATTACHMENT A

District: Konocti Unified

Attendance Area: Districtwide

County: Lake

Application Number: 50/64022-00-000

	<i>Type of Adj.</i>	<i>K-6</i>	<i>7-8</i>	<i>9-12</i>	<i>Non-Severe</i>	<i>Severe</i>
<i>Current Baseline Eligibility</i>		480	-186	20	10	75
<i>Adjustment Per This Item</i>	i	0	0	-27	0	0
<i>Net Baseline Eligibility</i>		480	-186	-7	10	75

State Allocation Board Meeting, March 25, 2020
ATTACHMENT B

District: Ackerman Charter
School Name: Bowman Elementary
County: Placer
Application Number: 57/66761-00-000

	Type of Adj.	K-6	7-8	9-12	Non-Severe	Severe
Current Baseline Eligibility		0	0	0	0	0
Adjustment Per This Item	c	169	30	0	3	0
Adjustment Per This Item	d1	37	27	0	0	0
Net Baseline Eligibility		206	57	0	3	0

District: Biggs Unified
School Name: Biggs Junior/Senior High
County: Butte
Application Number: 57/61408-00-000

	Type of Adj.	K-6	7-8	9-12	Non-Severe	Severe
Current Baseline Eligibility		0	0	-30	-4	0
Adjustment Per This Item	d1	0	0	30	4	0
Net Baseline Eligibility		0	0	0	0	0

District: Caruthers Unified
School Name: Caruthers High
County: Fresno
Application Number: 57/75598-00-000

	Type of Adj.	K-6	7-8	9-12	Non-Severe	Severe
Current Baseline Eligibility		0	0	47	6	0
Adjustment Per This Item	d1	0	0	334	7	0
Net Baseline Eligibility		0	0	381	13	0

District: Ceres Unified
School Name: Caswell Elementary
County: Stanislaus
Application Number: 57/71043-00-000

	Type of Adj.	K-6	7-8	9-12	Non-Severe	Severe
Current Baseline Eligibility		217	0	0	7	0
Adjustment Per This Item	d1	352	0	0	13	0
Net Baseline Eligibility		569	0	0	20	0

State Allocation Board Meeting, March 25, 2020

ATTACHMENT B

District: Ceres Unified
 School Name: Ceres High
 County: Stanislaus
 Application Number: 57/71043-00-000

	Type of Adj.	K-6	7-8	9-12	Non-Severe	Severe
<i>Current Baseline Eligibility</i>		0	0	592	26	5
<i>Adjustment Per This Item</i>	d1	0	0	880	39	7
<i>Adjustment Per This Item</i>	e	0	0	3	0	-1
<i>Adjustment Per This Item</i>	e	0	0	8	1	1
<i>Adjustment Per This Item</i>	e	0	0	42	2	1
<i>Adjustment Per This Item</i>	e	0	0	95	5	1
<i>Adjustment Per This Item</i>	e	0	0	112	4	0
Net Baseline Eligibility		0	0	1,732	77	14

District: Ceres Unified
 School Name: Don Pedro Elementary
 County: Stanislaus
 Application Number: 57/71043-00-000

	Type of Adj.	K-6	7-8	9-12	Non-Severe	Severe
<i>Current Baseline Eligibility</i>		219	0	0	21	0
<i>Adjustment Per This Item</i>	d1	313	0	0	17	0
Net Baseline Eligibility		532	0	0	38	0

District: El Centro Elementary
 School Name: De Anza Elementary
 County: Imperial
 Application Number: 57/63123-00-000

	Type of Adj.	K-6	7-8	9-12	Non-Severe	Severe
<i>Current Baseline Eligibility</i>		0	0	0	0	0
<i>Adjustment Per This Item</i>	d1	288	0	0	0	0
Net Baseline Eligibility		288	0	0	0	0

District: El Centro Elementary
 School Name: Harding Elementary
 County: Imperial
 Application Number: 57/63123-00-000

	Type of Adj.	K-6	7-8	9-12	Non-Severe	Severe
<i>Current Baseline Eligibility</i>		0	0	0	0	0
<i>Adjustment Per This Item</i>	d1	380	0	0	0	0
Net Baseline Eligibility		380	0	0	0	0

ATTACHMENT B

District: El Centro Elementary
 School Name: Washington Elementary
 County: Imperial
 Application Number: 57/63123-00-000

	Type of Adj.	K-6	7-8	9-12	Non-Severe	Severe
Current Baseline Eligibility		0	0	0	0	0
Adjustment Per This Item	d1	277	0	0	0	0
Net Baseline Eligibility		277	0	0	0	0

District: Gridley Unified
 School Name: Gridley High
 County: Butte
 Application Number: 57/75507-00-000

	Type of Adj.	K-6	7-8	9-12	Non-Severe	Severe
Current Baseline Eligibility		0	0	459	0	5
Adjustment Per This Item	d1	0	0	27	0	0
Net Baseline Eligibility		0	0	486	0	5

District: Hollister Elementary
 School Name: Calaveras School
 County: San Benito
 Application Number: 57/67470-00-000

	Type of Adj.	K-6	7-8	9-12	Non-Severe	Severe
Current Baseline Eligibility		175	0	0	0	0
Adjustment Per This Item	d1	283	49	0	0	0
Net Baseline Eligibility		458	49	0	0	0

District: Irvine Unified
 School Name: Santiago Hills Elementary
 County: Orange
 Application Number: 57/73650-00-000

	Type of Adj.	K-6	7-8	9-12	Non-Severe	Severe
Current Baseline Eligibility		0	0	0	0	0
Adjustment Per This Item	c	48	0	-15	20	0
Net Baseline Eligibility		48	0	-15	20	0

ATTACHMENT B

District: Los Angeles Unified
 School Name: Drew (Charles) Junior High
 County: Los Angeles
 Application Number: 57/64733-00-000

	Type of Adj.	K-6	7-8	9-12	Non-Severe	Severe
Current Baseline Eligibility		0	1,845	0	0	0
Adjustment Per This Item	d1	0	125	0	5	0
Net Baseline Eligibility		0	1,970	0	5	0

District: Los Angeles Unified
 School Name: Kittridge Street Elementary
 County: Los Angeles
 Application Number: 57/64733-00-000

	Type of Adj.	K-6	7-8	9-12	Non-Severe	Severe
Current Baseline Eligibility		402	0	0	0	0
Adjustment Per This Item	d1	379	0	0	16	0
Net Baseline Eligibility		781	0	0	16	0

District: Los Angeles Unified
 School Name: Loyola Village Elementary
 County: Los Angeles
 Application Number: 57/64733-00-000

	Type of Adj.	K-6	7-8	9-12	Non-Severe	Severe
Current Baseline Eligibility		163	0	0	0	0
Adjustment Per This Item	d1	164	0	0	4	0
Net Baseline Eligibility		327	0	0	4	0

District: San Carlos Elementary
 School Name: Tierra Linda Middle
 County: San Mateo
 Application Number: 57/69021-00-000

	Type of Adj.	K-6	7-8	9-12	Non-Severe	Severe
Current Baseline Eligibility		92	0	0	0	0
Adjustment Per This Item	c	-5	-5	0	4	6
Adjustment Per This Item	c	31	20	0	3	0
Adjustment Per This Item	c	33	31	0	0	0
Adjustment Per This Item	c	325	81	0	11	0
Net Baseline Eligibility		476	127	0	18	6

ATTACHMENT B

District: Santa Barbara Unified
 School Name: San Marcos Senior High
 County: Santa Barbara
 Application Number: 57/76786-00-000

	Type of Adj.	K-6	7-8	9-12	Non-Severe	Severe
Current Baseline Eligibility		0	0	0	0	0
Adjustment Per This Item	c	0	0	43	-67	5
Adjustment Per This Item	d1	0	0	30	1	2
Adjustment Per This Item	d1	0	0	41	0	0
Net Baseline Eligibility		0	0	114	-66	7

District: Snowline Joint Unified
 School Name: Wrightwood Elementary
 County: San Bernardino
 Application Number: 57/73957-00-000

	Type of Adj.	K-6	7-8	9-12	Non-Severe	Severe
Current Baseline Eligibility		350	0	0	0	0
Adjustment Per This Item	d1	57	0	0	0	0
Net Baseline Eligibility		407	0	0	0	0

District: Stockton Unified
 School Name: Edison Senior High
 County: San Joaquin
 Application Number: 57/68676-00-000

	Type of Adj.	K-6	7-8	9-12	Non-Severe	Severe
Current Baseline Eligibility		0	0	40	-57	-1
Adjustment Per This Item	e	0	0	-100	-3	-2
Adjustment Per This Item	e	0	0	-94	-2	-1
Adjustment Per This Item	e	0	0	6	0	0
Net Baseline Eligibility		0	0	-148	-62	-4

District: Torrance Unified
 School Name: Arnold (Joseph) Elementary
 County: Los Angeles
 Application Number: 57/65060-00-000

	Type of Adj.	K-6	7-8	9-12	Non-Severe	Severe
Current Baseline Eligibility		-46	0	0	-24	17
Adjustment Per This Item	c	22	0	0	-2	4
Net Baseline Eligibility		-24	0	0	-26	21

State Allocation Board Meeting, March 25, 2020

ATTACHMENT B

District: Torrance Unified
 School Name: Jefferson Middle
 County: Los Angeles
 Application Number: 57/65060-00-000

	Type of Adj.	K-6	7-8	9-12	Non-Severe	Severe
Current Baseline Eligibility		0	-24	0	16	0
Adjustment Per This Item	d1	0	52	0	1	0
	d1	0	52	0	2	0
Net Baseline Eligibility		0	80	0	19	0

District: Tracy Joint Unified
 School Name: South/West Elementary (Aka South Elementary)
 County: San Joaquin
 Application Number: 57/75499-00-000

	Type of Adj.	K-6	7-8	9-12	Non-Severe	Severe
Current Baseline Eligibility		176	0	0	0	0
Adjustment Per This Item	c	103	0	0	0	0
Adjustment Per This Item	d1	359	0	0	0	0
Net Baseline Eligibility		638	0	0	0	0

District: Twin Rivers Unified
 School Name: Castori (Michael J.) Elementary
 County: Sacramento
 Application Number: 57/76505-00-000

	Type of Adj.	K-6	7-8	9-12	Non-Severe	Severe
Current Baseline Eligibility		0	0	0	0	0
	c	59	0	0	2	0
Adjustment Per This Item	d1	55	0	0	0	0
Net Baseline Eligibility		114	0	0	2	0

District: Whittier City
 School Name: Dexter (Walter F.) Intermediate
 County: Los Angeles
 Application Number: 57/65110-00-000

	Type of Adj.	K-6	7-8	9-12	Non-Severe	Severe
Current Baseline Eligibility		0	0	0	0	0
Adjustment Per This Item	d1	0	920	0	25	0
Net Baseline Eligibility		0	920	0	25	0

SCHOOL FACILITY PROGRAM UNFUNDED APPROVALS

(Lack of AB 55 Loans)

PURPOSE OF REPORT

To present to the State Allocation Board (Board) a list of School Facility Program (SFP) applications for unfunded approval.

DESCRIPTION

At the January 2020 Board meeting, the Board elected to provide an increase adjustment of 2.08 percent to SFP projects for calendar year 2020. The projects listed on the Attachment reflect the Board's action of the adoption of the 2.08 percent increase based on the RS Means Construction Cost Index. In addition, the project applications represent SFP New Construction, Modernization, Charter School and Overcrowding Relief Grant projects in date order of a complete application being received by the Office of Public School Construction (OPSC).

AUTHORITY

SFP Regulation Section 1859.2 defines an Unfunded List (Lack of AB 55 Loans) as an information list of unfunded projects that was created due to the State's inability to provide interim financing from the Pooled Money Investment Account (AB 55 loans) to fund school construction projects as declared in the Department of Finance Budget Letter #33 issued on December 18, 2008.

SFP Regulation Section 1859.95 states:

"When the Board has no funds to apportion ..., the Board will also accept and process applications for apportionment for purposes of developing an Unfunded List based on the date the application is ready for Apportionment, with the exception of New Construction funding applications that utilize eligibility generated by the Alternative Enrollment Projection.

An application for funding included on an Unfunded List is eligible for reimbursement subject to adjustments in the New Construction Grants amount pursuant to Section 1859.77."

BACKGROUND

At the March 11, 2009 SAB meeting, the Board requested that Staff continue to process applications to the Board for unfunded approval, up to the bonding authority. The Attachment reflects applications being presented for unfunded approval, including SFP modernization and new construction projects in date order of a complete application being received by the OPSC. The list also includes health and safety facility hardship applications for funding that have been processed and are ready for approval regardless of received date. The unfunded approval of the applications as reflected on the Attachment does not constitute a guarantee of future funding.

RECOMMENDATIONS

1. Approve the SFP applications as presented on the Attachment.
2. Provide that these unfunded approvals do not constitute a guarantee of future funding.

ATTACHMENT
UNFUNDED APPROVALS
(Lack of AB 55 Loans)
State Allocation Board Meeting, March 25, 2020

County	District	School Site	Application Number	Received Date	Grant Amount
SAN BENITO	HOLLISTER ELEMENTARY	CALAVERAS SCHOOL	57/67470-00-002	1/11/2017	\$1,093,079.00
SAN MATEO	SAN CARLOS ELEMENTARY	TIERRA LINDA MIDDLE	57/69021-00-011	2/1/2017	\$4,630,726.00
SACRAMENTO	SAN JUAN UNIFIED	SYLVAN MIDDLE (AKA CITRUS HEIGHTS ELEMENTARY)	57/67447-00-061	2/3/2017	\$615,909.00
SAN JOAQUIN	TRACY JOINT UNIFIED	SOUTH/WEST ELEMENTARY (AKA SOUTH ELEMENTARY)	57/75499-00-011	2/14/2017	\$2,645,276.00
LOS ANGELES	DOWNEY UNIFIED	STAUFFER MIDDLE	57/64451-00-029	3/23/2017	\$3,449,978.00
SACRAMENTO	TWIN RIVERS UNIFIED	CASTORI (MICHAEL J.) ELEMENTARY	57/76505-00-043	4/5/2017	\$833,401.00
SAN BENITO	SAN BENITO HIGH	SAN BENITO HIGH	57/67538-00-002	4/27/2017	\$1,031,453.00
SAN BENITO	SAN BENITO HIGH	SAN BENITO HIGH	57/67538-00-003	4/27/2017	\$3,778,111.00
SAN BERNARDINO	SNOWLINE JOINT UNIFIED	PINON HILLS ELEMENTARY	57/73957-00-001	5/1/2017	\$575,462.00
SAN BERNARDINO	SNOWLINE JOINT UNIFIED	SERRANO HIGH	57/73957-00-002	5/1/2017	\$1,754,749.00
SAN BERNARDINO	SNOWLINE JOINT UNIFIED	BALDY MESA ELEMENTARY	57/73957-00-003	5/1/2017	\$1,013,909.00
SAN BERNARDINO	SNOWLINE JOINT UNIFIED	CHAPARRAL HIGH	57/73957-00-004	5/1/2017	\$236,340.00
SAN BERNARDINO	SNOWLINE JOINT UNIFIED	PHELAN ELEMENTARY	57/73957-00-005	5/1/2017	\$671,449.00
SAN BERNARDINO	SNOWLINE JOINT UNIFIED	QUAIL VALLEY MIDDLE	57/73957-00-006	5/1/2017	\$372,290.00
SAN BERNARDINO	SNOWLINE JOINT UNIFIED	WRIGHTWOOD ELEMENTARY	57/73957-00-007	5/1/2017	\$482,397.00
SAN BERNARDINO	SNOWLINE JOINT UNIFIED	PINON MESA MIDDLE	57/73957-00-008	5/1/2017	\$963,266.00
SAN JOAQUIN	ESCALON UNIFIED	ESCALON HIGH	57/68502-00-003	5/4/2017	\$173,688.00
ORANGE	CAPISTRANO UNIFIED	TESORO HIGH	50/66464-00-023	5/5/2017	\$8,177,246.00
LOS ANGELES	DOWNEY UNIFIED	STAUFFER MIDDLE	50/64451-00-015	5/8/2017	\$1,837,885.00
LAKE	KONOCTI UNIFIED	LOWER LAKE HIGH	57/64022-00-010	5/9/2017	\$720,364.00
LAKE	KONOCTI UNIFIED	LOWER LAKE ELEMENTARY	57/64022-00-011	5/9/2017	\$674,120.00
KERN	TAFT CITY ELEMENTARY	LINCOLN JUNIOR HIGH	57/63800-00-007	5/9/2017	\$3,404,009.00
KERN	KERN HIGH	FOOTHILL HIGH	50/63529-00-009	5/17/2017	\$1,086,455.00
RIVERSIDE	SAN JACINTO UNIFIED	DE ANZA ELEMENTARY	57/67249-00-006	5/23/2017	\$3,061,700.00
RIVERSIDE	SAN JACINTO UNIFIED	PARK HILL ELEMENTARY	57/67249-00-007	5/23/2017	\$2,868,546.00
CONTRA COSTA	SAN RAMON VALLEY UNIFIED	IRON HORSE VALLEY UNIFIED	57/61804-00-030	5/26/2017	\$834,346.00
LOS ANGELES	WHITTIER CITY	DEXTER (WALTER F.) INTERMEDIATE	57/65110-00-013	6/2/2017	\$3,899,888.00
LOS ANGELES	LOS ANGELES UNIFIED	DREW (CHARLES) JUNIOR HIGH	57/64733-00-600	6/6/2017	\$4,737,176.00
LOS ANGELES	LOS ANGELES UNIFIED	KITTRIDGE STREET ELEMENTARY	57/64733-00-601	6/6/2017	\$1,092,996.00
LOS ANGELES	LOS ANGELES UNIFIED	HAMASAKI (RIGGIN) ELEMENTARY	57/64733-00-602	6/6/2017	\$1,488,843.00
LOS ANGELES	LOS ANGELES UNIFIED	LOYOLA VILLAGE ELEMENTARY	57/64733-00-603	6/6/2017	\$1,623,250.00
LOS ANGELES	LOS ANGELES UNIFIED	GRAHAM ELEMENTARY	57/64733-00-610	6/6/2017	\$4,679,762.00
LOS ANGELES	LOS ANGELES UNIFIED	TENTH STREET ELEMENTARY	57/64733-00-611	6/6/2017	\$4,137,892.00
SAN JOAQUIN	LAMMERSVILLE JOINT UNIFIED	PETER HANSEN ELEMENTARY	50/76760-00-007	6/7/2017	\$14,419,009.58
SAN BERNARDINO	CUCAMONGA ELEMENTARY	THE ONTARIO CENTER	57/67694-00-004	6/15/2017	\$3,018,127.00
PLACER	ACKERMAN CHARTER (FORMERLY ACKERMAN ELEM BOWMAN CHARTER		50/66761-00-003	6/16/2017	\$1,114,876.00
PLACER	ACKERMAN CHARTER (FORMERLY ACKERMAN ELEM BOWMAN CHARTER		57/66761-00-004	6/16/2017	\$1,985,491.00
STANISLAUS	CERES UNIFIED	CERES HIGH	57/71043-00-014	6/19/2017	\$1,861,876.00
LOS ANGELES	LOS ANGELES UNIFIED	MONTAGUE CHARTER ACADEMY	57/64733-38-023	6/20/2017	\$2,121,393.00

Program	Amount (in Dollars)
New Construction	\$26,635,471.58
Modernization	\$66,531,262.00
Total	\$93,166,733.58

SCHOOL DISTRICT DATA

Application No: 57/67470-00-002
School District: Hollister Elementary

County: San Benito
School Name: Calaveras School

PROJECT DATA

Type of Project:	Elementary School	Application Filing Basis:	Site Specific
Pupils Assigned (Under 50 Yrs)			
K-6:	217		
7-8:			
9-12:			
Non-Severe:			
Severe:			
Financial Hardship Requested:	No	Recommended Acres:	14
Alternative Education School:	No	Existing Acres:	9.7

ADJUSTED GRANT DATA**PROJECT FINANCING**

Modernization Grant – Under 50 Yrs	\$1,028,797.00	<u>State Share</u>	
Fire Detection Alarm	33,418.00	This Project	\$1,093,079.00
Accessibility/Fire Code Req.	30,864.00	<u>District Share</u>	
Total State Share (60%)	1,093,079.00	Cash Contribution	728,719.00
District Share (40%)	728,719.00	Financial Hardship	
Total Project Cost	\$1,821,798.00	Total Project Cost	1,821,798.00

HISTORY OF PROJECT COST AND APPORTIONMENT

	Fund Code	Proposition	Previously Authorized	Authorized This Action	Unfunded Approval This Action
<u>State Share</u>					
Modernization/Additional Grant	951-570	51		\$1,093,079.00	\$1,093,079.00
<u>District Share</u>					
Cash Contribution				728,719.00	
Total				\$1,821,798.00	\$1,093,079.00

Funding Source(s): Proposition 51 Bonds/2016-Nov.

Pursuant to the Board's action on March 11, 2009, this application has been approved and placed on the Unfunded List (Lack of AB 55 Loans). This approval does not constitute a guarantee or commitment of future State funding.

The District shall ensure that it is in compliance with all applicable laws, regulations and certifications it made on the program forms.

Based on the Board's action on June 5, 2017, this project is subject to the Grant Agreement submittal pursuant to School Facility Program Regulation Section 1859.90.4.

The District is responsible for ensuring that the project is compliant with Prevailing Wage Monitoring and/or Labor Compliance Program requirements at the time construction contracts are executed and/or construction commenced.

SCHOOL DISTRICT DATA

Application No: 57/69021-00-011

County: San Mateo

School District: San Carlos Elementary

School Name: Tierra Linda Middle

PROJECT DATA

Type of Project:	Middle School	Application Filing Basis:	Site Specific
Pupils Assigned (Under 50 Yrs)			
K-6:	476		
7-8:	127		
9-12:			
Non-Severe:	18		
Severe:	6		
Financial Hardship Requested:	No	Recommended Acres:	14.8
Alternative Education School:	No	Existing Acres:	10.7

ADJUSTED GRANT DATA**PROJECT FINANCING**

Modernization Grant – Under 50 Yrs	\$4,398,260.00	<u>State Share</u>	
Fire Detection Alarm	100,518.00	This Project	\$4,630,726.00
Accessibility/Fire Code Req.	131,948.00	<u>District Share</u>	
Total State Share (60%)	4,630,726.00	Cash Contribution	3,087,151.00
District Share (40%)	3,087,151.00	Financial Hardship	
Total Project Cost	<u>\$7,717,877.00</u>	Total Project Cost	<u>\$7,717,877.00</u>

HISTORY OF PROJECT COST AND APPORTIONMENT

	Fund Code	Proposition	Previously Authorized	Authorized This Action	Unfunded Approval This Action
<u>State Share</u>					
Modernization/Additional Grant	951-570	51		\$4,630,726.00	\$4,630,726.00
<u>District Share</u>					
Cash Contribution				3,087,151.00	
Total				<u>\$7,717,877.00</u>	<u>\$4,630,726.00</u>

Funding Source(s): Proposition 51 Bonds/2016-Nov.

Pursuant to the Board's action on March 11, 2009, this application has been approved and placed on the Unfunded List (Lack of AB 55 Loans). This approval does not constitute a guarantee or commitment of future State funding.

The District shall ensure that it is in compliance with all applicable laws, regulations and certifications it made on the program forms.

Based on the Board's action on June 5, 2017, this project is subject to the Grant Agreement submittal pursuant to School Facility Program Regulation Section 1859.90.4.

The District is responsible for ensuring that the project is compliant with Prevailing Wage Monitoring and/or Labor Compliance Program requirements at the time construction contracts are executed and/or construction commenced.

SCHOOL DISTRICT DATA

Application No: 57/67447-00-061
School District: San Juan Unified

County: Sacramento
School Name: Sylvan Middle (aka Citrus Heights Elementary)

PROJECT DATA

Type of Project:	Middle School	Application Filing Basis:	Site Specific
Pupils Assigned (Under 50 Yrs)			
K-6:			
7-8:	94		
9-12:			
Non-Severe:	2		
Severe:	2		
Financial Hardship Requested:	No	Recommended Acres:	10.7
Alternative Education School:	No	Existing Acres:	15

ADJUSTED GRANT DATA**PROJECT FINANCING**

Modernization Grant – Under 50 Yrs	\$521,754.00	<u>State Share</u>	
Fire Detection Alarm	15,892.00	This Project	\$615,909.00
Small Size Project	62,610.00		
Accessibility/Fire Code Req.	15,653.00	<u>District Share</u>	
Total State Share (60%)	615,909.00	Cash Contribution	410,606.00
District Share (40%)	410,606.00	Financial Hardship	
Total Project Cost	<u>\$1,026,515.00</u>	Total Project Cost	<u>\$1,026,515.00</u>

HISTORY OF PROJECT COST AND APPORTIONMENT

	Fund Code	Proposition	Previously Authorized	Authorized This Action	Unfunded Approval This Action
<u>State Share</u>					
Modernization/Additional Grant	951-570	51		\$615,909.00	\$615,909.00
<u>District Share</u>					
Cash Contribution				410,606.00	
Total				<u>\$1,026,515.00</u>	<u>\$615,909.00</u>

Funding Source(s): Proposition 51 Bonds/2016-Nov.

Pursuant to the Board's action on March 11, 2009, this application has been approved and placed on the Unfunded List (Lack of AB 55 Loans). This approval does not constitute a guarantee or commitment of future State funding.

The District shall ensure that it is in compliance with all applicable laws, regulations and certifications it made on the program forms.

Based on the Board's action on June 5, 2017, this project is subject to the Grant Agreement submittal pursuant to School Facility Program Regulation Section 1859.90.4.

The District is responsible for ensuring that the project is compliant with Prevailing Wage Monitoring and/or Labor Compliance Program requirements at the time construction contracts are executed and/or construction commenced.

SCHOOL DISTRICT DATA

Application No: 57/75499-00-011
School District: Tracy Joint Unified

County: San Joaquin
School Name: South/West Elem. (aka South Elem.)

PROJECT DATA

Type of Project:	Elementary School	Application Filing Basis:	Site Specific
Pupils Assigned (Under 50 Yrs)			
K-6:	500		
7-8:			
9-12:			
Non-Severe:			
Severe:			
Financial Hardship Requested:	No	Recommended Acres:	12.1
Alternative Education School:	No	Existing Acres:	12

ADJUSTED GRANT DATA**PROJECT FINANCING**

Modernization Grant – Under 50 Yrs	\$2,370,500.00	State Share	
Fire Detection Alarm	77,000.00	This Project	\$2,645,276.00
Accessibility/Fire Code Req.	71,115.00		
Two Stop Elevators	126,661.00	District Share	
Total State Share (60%)	2,645,276.00	Cash Contribution	1,763,517.00
District Share (40%)	1,763,517.00	Financial Hardship	
Total Project Cost	\$4,408,793.00	Total Project Cost	4,408,793.00

HISTORY OF PROJECT COST AND APPORTIONMENT

	Fund Code	Proposition	Previously Authorized	Authorized This Action	Unfunded Approval This Action
State Share					
Modernization/Additional Grant	951-570	51		\$2,645,276.00	\$2,645,276.00
District Share					
Cash Contribution				1,763,517.00	
Total				\$4,408,793.00	\$2,645,276.00

Funding Source(s): Proposition 51 Bonds/2016-Nov.

Pursuant to the Board's action on March 11, 2009, this application has been approved and placed on the Unfunded List (Lack of AB 55 Loans). This approval does not constitute a guarantee or commitment of future State funding.

The District shall ensure that it is in compliance with all applicable laws, regulations and certifications it made on the program forms.

Based on the Board's action on June 5, 2017, this project is subject to the Grant Agreement submittal pursuant to School Facility Program Regulation Section 1859.90.4.

The District is responsible for ensuring that the project is compliant with Prevailing Wage Monitoring and/or Labor Compliance Program requirements at the time construction contracts are executed and/or construction commenced.

SCHOOL DISTRICT DATA

Application No: 57/64451-00-029
School District: Downey Unified

County: Los Angeles
School Name: Stauffer Middle

PROJECT DATA

Type of Project:	Middle School	Application Filing Basis:	Site Specific
Pupils Assigned (Under 50 Yrs)		Pupils Assigned (Over 50 Yrs)	
K-6:		K-6:	
7-8:	32	7-8:	362
9-12:		9-12:	
Non-Severe:		Non-Severe:	
Severe:	2	Severe:	23
Financial Hardship Requested:	No	Recommended Acres:	22.8
Alternative Education School:	No	Existing Acres:	18.4

ADJUSTED GRANT DATA

Modernization Grant – Under 50 Yrs	\$190,668.00
Modernization Grant – Over 50 Yrs	3,004,531.00
Fire Detection Alarm	71,276.00
Site Development	87,647.00
Accessibility/Fire Code Req.	95,856.00
Total State Share (60%)	3,449,978.00
District Share (40%)	2,299,985.00
Total Project Cost	\$5,749,963.00

PROJECT FINANCING

State Share	
This Project	\$3,449,978.00
District Share	
Cash Contribution	2,299,985.00
Financial Hardship	
Total Project Cost	\$5,749,963.00

HISTORY OF PROJECT COST AND APPORTIONMENT

	Fund Code	Proposition	Previously Authorized	Authorized This Action	Unfunded Approval This Action
State Share					
Modernization/Additional Grant	951-570	51		\$3,449,978.00	\$3,449,978.00
District Share					
Cash Contribution				2,299,985.00	
Total				\$5,749,963.00	\$3,449,978.00

Funding Source(s): Proposition 51 Bonds/2016-Nov.

Pursuant to the Board's action on March 11, 2009, this application has been approved and placed on the Unfunded List (Lack of AB 55 Loans). This approval does not constitute a guarantee or commitment of future State funding.

The District shall ensure that it is in compliance with all applicable laws, regulations and certifications it made on the program forms.

Based on the Board's action on June 5, 2017, this project is subject to the Grant Agreement submittal pursuant to School Facility Program Regulation Section 1859.90.4.

The District is responsible for ensuring that the project is compliant with Prevailing Wage Monitoring and/or Labor Compliance Program requirements at the time construction contracts are executed and/or construction commenced.

SCHOOL DISTRICT DATA

Application No: 57/76505-00-043
School District: Twin Rivers Unified

County: Sacramento
School Name: Castori (Michael J.) Elementary

PROJECT DATA

Type of Project:	Elementary School	Application Filing Basis:	Site Specific
Pupils Assigned (Under 50 Yrs)		Pupils Assigned (Over 50 Yrs)	
K-6:		K-6:	114
7-8:		7-8:	
9-12:		9-12:	
Non-Severe:		Non-Severe:	2
Severe:		Severe:	
Financial Hardship Requested:	No	Recommended Acres:	10.5
Alternative Education School:	No	Existing Acres:	7.4

ADJUSTED GRANT DATA

Modernization Grant – Over 50 Yrs	\$778,880.00
Small Size Project	31,155.00
Accessibility/Fire Code Req.	23,366.00
Total State Share (60%)	833,401.00
District Share (40%)	555,601.00
Total Project Cost	\$1,389,002.00

PROJECT FINANCING

State Share	
This Project	\$833,401.00
District Share	
Cash Contribution	555,601.00
Financial Hardship	
Total Project Cost	\$1,389,002.00

HISTORY OF PROJECT COST AND APPORTIONMENT

	Fund Code	Proposition	Previously Authorized	Authorized This Action	Unfunded Approval This Action
State Share					
Modernization/Additional Grant	951-570	51		\$833,401.00	\$833,401.00
District Share					
Cash Contribution				555,601.00	
Total				\$1,389,002.00	\$833,401.00

Funding Source(s): Proposition 51 Bonds/2016-Nov.

Pursuant to the Board's action on March 11, 2009, this application has been approved and placed on the Unfunded List (Lack of AB 55 Loans). This approval does not constitute a guarantee or commitment of future State funding.

The District shall ensure that it is in compliance with all applicable laws, regulations and certifications it made on the program forms.

Based on the Board's action on June 5, 2017, this project is subject to the Grant Agreement submittal pursuant to School Facility Program Regulation Section 1859.90.4.

The District is responsible for ensuring that the project is compliant with Prevailing Wage Monitoring and/or Labor Compliance Program requirements at the time construction contracts are executed and/or construction commenced.

SCHOOL DISTRICT DATA

Application No: 57/67538-00-002

County: San Benito

School District: San Benito High

School Name: San Benito High

PROJECT DATA

Type of Project:	High School	Application Filing Basis:	Site Specific
Pupils Assigned (Under 50 Yrs)		Pupils Assigned (Over 50 Yrs)	
K-6:		K-6:	
7-8:		7-8:	
9-12:	126	9-12:	15
Non-Severe:		Non-Severe:	
Severe:		Severe:	
Financial Hardship Requested:	No	Recommended Acres:	66.1
Alternative Education School:	No	Existing Acres:	116.35

ADJUSTED GRANT DATA**PROJECT FINANCING**

Modernization Grant – Under 50 Yrs	\$827,190.00	<u>State Share</u>	
Modernization Grant – Over 50 Yrs	136,785.00	This Project	\$1,031,453.00
Small Size Project	38,559.00	<u>District Share</u>	
Accessibility/Fire Code Req.	28,919.00	Cash Contribution	687,635.00
Total State Share (60%)	1,031,453.00	Financial Hardship	
District Share (40%)	687,635.00	Total Project Cost	<u>\$1,719,088.00</u>
Total Project Cost	<u>\$1,719,088.00</u>		

HISTORY OF PROJECT COST AND APPORTIONMENT

	Fund Code	Proposition	Previously Authorized	Authorized This Action	Unfunded Approval This Action
<u>State Share</u>					
Modernization/Additional Grant	951-570	51		\$1,031,453.00	\$1,031,453.00
<u>District Share</u>					
Cash Contribution				687,635.00	
Total				<u>\$1,719,088.00</u>	<u>\$1,031,453.00</u>

Funding Source(s): Proposition 51 Bonds/2016-Nov.

Pursuant to the Board's action on March 11, 2009, this application has been approved and placed on the Unfunded List (Lack of AB 55 Loans). This approval does not constitute a guarantee or commitment of future State funding.

The District shall ensure that it is in compliance with all applicable laws, regulations and certifications it made on the program forms.

Based on the Board's action on June 5, 2017, this project is subject to the Grant Agreement submittal pursuant to School Facility Program Regulation Section 1859.90.4.

The District is responsible for ensuring that the project is compliant with Prevailing Wage Monitoring and/or Labor Compliance Program requirements at the time construction contracts are executed and/or construction commenced.

SCHOOL DISTRICT DATA

Application No: 57/67538-00-003

County: San Benito

School District: San Benito High

School Name: San Benito High

PROJECT DATA

Type of Project:	High School	Application Filing Basis:	Site Specific
Pupils Assigned (Under 50 Yrs)		Pupils Assigned (Over 50 Yrs)	
K-6:		K-6:	
7-8:		7-8:	
9-12:	474	9-12:	61
Non-Severe:		Non-Severe:	
Severe:		Severe:	
Financial Hardship Requested:	No	Recommended Acres:	116.35
Alternative Education School:	No	Existing Acres:	66.1

ADJUSTED GRANT DATA

Modernization Grant – Under 50 Yrs	\$3,111,810.00
Modernization Grant – Over 50 Yrs	556,259.00
Accessibility/Fire Code Req.	110,042.00
Total State Share (60%)	3,778,111.00
District Share (40%)	2,518,741.00
Total Project Cost	\$6,296,852.00

PROJECT FINANCING

State Share	
This Project	\$3,778,111.00
District Share	
Cash Contribution	2,518,741.00
Financial Hardship	
Total Project Cost	\$6,296,852.00

HISTORY OF PROJECT COST AND APPORTIONMENT

	Fund Code	Proposition	Previously Authorized	Authorized This Action	Unfunded Approval This Action
State Share					
Modernization/Additional Grant	951-570	51		\$3,778,111.00	\$3,778,111.00
District Share					
Cash Contribution				2,518,741.00	
Total				\$6,296,852.00	\$3,778,111.00

Funding Source(s): Proposition 51 Bonds/2016-Nov.

Pursuant to the Board's action on March 11, 2009, this application has been approved and placed on the Unfunded List (Lack of AB 55 Loans). This approval does not constitute a guarantee or commitment of future State funding.

The District shall ensure that it is in compliance with all applicable laws, regulations and certifications it made on the program forms.

Based on the Board's action on June 5, 2017, this project is subject to the Grant Agreement submittal pursuant to School Facility Program Regulation Section 1859.90.4.

The District is responsible for ensuring that the project is compliant with Prevailing Wage Monitoring and/or Labor Compliance Program requirements at the time construction contracts are executed and/or construction commenced.

SCHOOL DISTRICT DATA

Application No: 57/73957-00-001

County: San Bernardino

School District: Snowline Joint Unified

School Name: Pinon Hills Elementary

PROJECT DATA

Type of Project:	Elementary School	Application Filing Basis:	Site Specific
Pupils Assigned	K-6: 460		
	7-8:		
	9-12:		
	Non-Severe: 3		
	Severe: 6		
Financial Hardship Requested:	Yes		

GRANT DATA

	<u>Estimated Total Grant</u>		<u>Separate Design Grant</u>
Modernization Grant	\$2,301,847.00	Total Design (25% of Grant)	\$575,462.00
Total State Share (60%)	2,301,847.00	Design State Share (60%)	345,277.00
District Share (40%)	1,534,565.00	Design District Share (40%)	230,185.00
Total Estimated Cost	\$3,836,412.00	District Cash Contribution	
		Financial Hardship	\$230,185.00

DESIGN PROJECT FINANCING

<u>State Share</u>	
Modernization Design Grant	\$345,277.00
<u>District Share</u>	
Cash Contribution	
Financial Hardship	230,185.00
Total Design Cost	\$575,462.00

HISTORY OF PROJECT COST AND APPORTIONMENT

	Fund Code	Proposition	Previously Authorized	Authorized This Action	Unfunded Approval This Action
<u>State Share</u>					
Modernization Design Grant	951-570	51		\$345,277.00	\$345,277.00
<u>District Share</u>					
Cash Contribution					
Financial Hardship	951-570	51		230,185.00	230,185.00
Total				\$575,462.00	\$575,462.00

Funding Source(s): Proposition 51 Bonds/2016-Nov.

Pursuant to the Board's action on March 11, 2009, this application has been approved and placed on the Unfunded List (Lack of AB 55 Loans). This approval does not constitute a guarantee or commitment of future State funding.

The District shall ensure that it is in compliance with all applicable laws, regulations and certifications it made on the program forms.

Based on the Board's action on June 5, 2017, this project is subject to the Grant Agreement submittal pursuant to School Facility Program Regulation Section 1859.90.4.

The District is responsible for ensuring that the project is compliant with Prevailing Wage Monitoring and/or Labor Compliance Program requirements at the time construction contracts are executed and/or construction commenced.

Amounts shown for financial hardship assistance are subject to adjustment as a result of a review of the District's financial records pursuant to Regulation Section 1859.81(a) at the time of apportionment.

The District qualifies for financial hardship pursuant to SFP Regulation Section 1859.81(c)(1). The District has demonstrated it is financially unable to provide all or a part of the matching funds and is levying the developer fees or equal alternative revenue source justified by law. The District's outstanding bonded indebtedness (as of February 25, 2020) is at least 60 percent of its total bonding capacity.

SCHOOL DISTRICT DATA

Application No: 57/73957-00-002
School District: Snowline Joint Unified

County: San Bernardino
School Name: Serrano High

PROJECT DATA

Type of Project: High School
Application Filing Basis: Site Specific
Pupils Assigned
 K-6:
 7-8:
 9-12: 1755
 Non-Severe: 13
 Severe: 3
Financial Hardship Requested: Yes

GRANT DATA

<u>Estimated Total Grant</u>		<u>Design Grant</u>	
Modernization Grant	\$11,698,322.00	Total Design (25% of Grant)	\$2,924,581.00
Total State Share (60%)	11,698,322.00	Total Share (60%)	1,754,749.00
District Share (40%)	7,798,881.00	District Share (40%)	1,169,832.00
Total Estimated Cost	\$19,497,203.00	District Cash Contribution	\$1,169,832.00
		Financial Hardship	

DESIGN PROJECT FINANCING

<u>State Share</u>	
Modernization Design Grant	\$1,754,749.00
<u>District Share</u>	
Cash Contribution	1,169,832.00
Financial Hardship	
Total Design Cost	\$2,924,581.00

HISTORY OF PROJECT COST AND APPORTIONMENT

	Fund Code	Proposition	Previously Authorized	Authorized This Action	Unfunded Approval This Action
<u>State Share</u>					
Modernization Design Grant	951-570	51		\$1,754,749.00	\$1,754,749.00
<u>District Share</u>					
Cash Contribution				1,169,832.00	
Financial Hardship					
Total				\$2,924,581.00	\$1,754,749.00

Funding Source(s): Proposition 51 Bonds/2016-Nov.

Pursuant to the Board's action on March 11, 2009, this application has been approved and placed on the Unfunded List (Lack of AB 55 Loans). This approval does not constitute a guarantee or commitment of future State funding.

The District shall ensure that it is in compliance with all applicable laws, regulations and certifications it made on the program forms.

Based on the Board's action on June 5, 2017, this project is subject to the Grant Agreement submittal pursuant to School Facility Program Regulation Section 1859.90.4.

The District is responsible for ensuring that the project is compliant with Prevailing Wage Monitoring and/or Labor Compliance Program requirements at the time construction contracts are executed and/or construction commenced.

Amounts shown for financial hardship assistance are subject to adjustment as a result of a review of the District's financial records pursuant to Regulation Section 1859.81(a) at the time of apportionment.

The District qualifies for financial hardship pursuant to SFP Regulation Section 1859.81(c)(1). The District has demonstrated it is financially unable to provide all or a part of the matching funds and is levying the developer fees or equal alternative revenue source justified by law. The District's outstanding bonded indebtedness (as of February 25, 2020) is at least 60 percent of its total bonding capacity.

SCHOOL DISTRICT DATA

Application No: 57/73957-00-003

County: San Bernardino

School District: Snowline Joint Unified

School Name: Baldy Mesa Elementary

PROJECT DATA

Type of Project:	Elementary School	Application Filing Basis:	Site Specific
Pupils Assigned	K-6: 800		
	7-8:		
	9-12:		
	Non-Severe: 26		
	Severe:		
Financial Hardship Requested:	Yes		

GRANT DATA

<u>Estimated Total Grant</u>		<u>Separate Design Grant</u>	
Modernization Grant	\$4,055,634.00	Total Design (25% of Grant)	\$1,013,909.00
Total State Share (60%)	4,055,634.00	Design State Share (60%)	608,345.00
District Share (40%)	2,703,756.00	Design District Share (40%)	405,564.00
Total Estimated Cost	\$6,759,390.00	District Cash Contribution	
		Financial Hardship	\$405,564.00

DESIGN PROJECT FINANCING

<u>State Share</u>	
Modernization Design Grant	\$608,345.00
<u>District Share</u>	
Cash Contribution	
Financial Hardship	405,564.00
Total Design Cost	\$1,013,909.00

HISTORY OF PROJECT COST AND APPORTIONMENT

	Fund Code	Proposition	Previously Authorized	Authorized This Action	Unfunded Approval This Action
<u>State Share</u>					
Modernization Design Grant	951-570	51		\$608,345.00	\$608,345.00
<u>District Share</u>					
Cash Contribution					
Financial Hardship	951-570	51		405,564.00	405,564.00
Total				\$1,013,909.00	\$1,013,909.00

Funding Source(s): Proposition 51 Bonds/2016-Nov.

Pursuant to the Board's action on March 11, 2009, this application has been approved and placed on the Unfunded List (Lack of AB 55 Loans). This approval does not constitute a guarantee or commitment of future State funding.

The District shall ensure that it is in compliance with all applicable laws, regulations and certifications it made on the program forms.

Based on the Board's action on June 5, 2017, this project is subject to the Grant Agreement submittal pursuant to School Facility Program Regulation Section 1859.90.4.

The District is responsible for ensuring that the project is compliant with Prevailing Wage Monitoring and/or Labor Compliance Program requirements at the time construction contracts are executed and/or construction commenced.

Amounts shown for financial hardship assistance are subject to adjustment as a result of a review of the District's financial records pursuant to Regulation Section 1859.81(a) at the time of apportionment.

The District qualifies for financial hardship pursuant to SFP Regulation Section 1859.81(c)(1). The District has demonstrated it is financially unable to provide all or a part of the matching funds and is levying the developer fees or equal alternative revenue source justified by law. The District's outstanding bonded indebtedness (as of February 25, 2020) is at least 60 percent of its total bonding capacity.

SCHOOL DISTRICT DATA

Application No: 57/73957-00-004

County: San Bernardino

School District: Snowline Joint Unified

School Name: Chaparral High

PROJECT DATA

Type of Project:	High School	Application Filing Basis:	Site Specific
Pupils Assigned	K-6:		
	7-8:		
	9-12:	144	
	Non-Severe:		
	Severe:		
Financial Hardship Requested:	Yes		

GRANT DATA

	<u>Estimated Total Grant</u>		<u>Separate Design Grant</u>
Modernization Grant	\$945,360.00	Total Design (25% of Grant)	\$236,340.00
Total State Share (60%)	945,360.00	Design State Share (60%)	141,804.00
District Share (40%)	630,240.00	Design District Share (40%)	94,536.00
Total Estimated Cost	\$1,575,600.00	District Cash Contribution	
		Financial Hardship	\$94,536.00

DESIGN PROJECT FINANCING

<u>State Share</u>	
Modernization Design Grant	\$141,804.00
<u>District Share</u>	
Cash Contribution	
Financial Hardship	94,536.00
Total Design Cost	\$236,340.00

HISTORY OF PROJECT COST AND APPORTIONMENT

	Fund Code	Proposition	Previously Authorized	Authorized This Action	Unfunded Approval This Action
<u>State Share</u>					
Modernization Design Grant	951-570	51		\$141,804.00	\$141,804.00
<u>District Share</u>					
Cash Contribution					
Financial Hardship	951-570	51		94,536.00	94,536.00
Total				\$236,340.00	\$236,340.00

Funding Source(s): Proposition 51 Bonds/2016-Nov.

Pursuant to the Board's action on March 11, 2009, this application has been approved and placed on the Unfunded List (Lack of AB 55 Loans). This approval does not constitute a guarantee or commitment of future State funding.

The District shall ensure that it is in compliance with all applicable laws, regulations and certifications it made on the program forms.

Based on the Board's action on June 5, 2017, this project is subject to the Grant Agreement submittal pursuant to School Facility Program Regulation Section 1859.90.4.

The District is responsible for ensuring that the project is compliant with Prevailing Wage Monitoring and/or Labor Compliance Program requirements at the time construction contracts are executed and/or construction commenced.

Amounts shown for financial hardship assistance are subject to adjustment as a result of a review of the District's financial records pursuant to Regulation Section 1859.81(a) at the time of apportionment.

The District qualifies for financial hardship pursuant to SFP Regulation Section 1859.81(c)(1). The District has demonstrated it is financially unable to provide all or a part of the matching funds and is levying the developer fees or equal alternative revenue source justified by law. The District's outstanding bonded indebtedness (as of February 25, 2020) is at least 60 percent of its total bonding capacity.

SCHOOL DISTRICT DATA

Application No: 57/73957-00-005
School District: Snowline Joint Unified

County: San Bernardino
School Name: Phelan Elementary

PROJECT DATA

Type of Project:	Elementary School	Application Filing Basis:	Site Specific
Pupils Assigned	K-6: 559	Number of Classrooms:	
	7-8:	Existing Acres:	
	9-12:	Proposed Acres:	
	Non-Severe: 13	Facility Hardship (a):	
	Severe: 9	Addition to Existing Site:	
Financial Hardship Requested:	Yes		

GRANT DATA

<u>Estimated Total Grant</u>		<u>Design Grant</u>	
Modernization Grant	\$2,917,626.00	Total Design (25% of Grant)	\$729,407.00
Total State Share (60%)	2,917,626.00	Design State Share (60%)	437,644.00
District Share (40%)	1,945,084.00	Design District Share (40%)	291,763.00
Total Estimated Cost	\$4,862,710.00	District Cash Contribution	57,958.00
		Financial Hardship	\$233,805.00

DESIGN PROJECT FINANCING

<u>State Share</u>	
Modernization Design Grant	\$437,644.00
<u>District Share</u>	
Cash Contribution	57,958.00
Financial Hardship	233,805.00
Total Design Cost	\$729,407.00

HISTORY OF PROJECT COST AND APPORTIONMENT

	Fund Code	Proposition	Previously Authorized	Authorized This Action	Unfunded Approval This Action
<u>State Share</u>					
Modernization Design Grant	951-570	51		\$ 437,644.00	\$ 437,644.00
<u>District Share</u>					
Cash Contribution				57,958.00	
Financial Hardship	951-570	51		233,805.00	233,805.00
Total				\$ 729,407.00	\$ 671,449.00

Funding Source(s): Proposition 51 Bonds/2016-Nov.

Pursuant to the Board's action on March 11, 2009, this application has been approved and placed on the Unfunded List (Lack of AB 55 Loans). This approval does not constitute a guarantee or commitment of future State funding.

The District shall ensure that it is in compliance with all applicable laws, regulations and certifications it made on the program forms.

Based on the Board's action on June 5, 2017, this project is subject to the Grant Agreement submittal pursuant to School Facility Program Regulation Section 1859.90.4.

The District is responsible for ensuring that the project is compliant with Prevailing Wage Monitoring and/or Labor Compliance Program requirements at the time construction contracts are executed and/or construction commenced.

Amounts shown for financial hardship assistance are subject to adjustment as a result of a review of the District's financial records pursuant to Regulation Section 1859.81(a) at the time of apportionment.

The District qualifies for financial hardship pursuant to SFP Regulation Section 1859.81(c)(1). The District has demonstrated it is financially unable to provide all or a part of the matching funds and is levying the developer fees or equal alternative revenue source justified by law. The District's outstanding bonded indebtedness (as of February 25, 2020) is at least 60 percent of its total bonding capacity.

SCHOOL DISTRICT DATA

Application No: 57/73957-00-006
School District: Snowline Joint Unified

County: San Bernardino
School Name: Quail Valley Middle

PROJECT DATA

Type of Project:	Middle School	Application Filing Basis:	Site Specific
Pupils Assigned	K-6:	Number of Classrooms:	
	7-8: 297	Existing Acres:	
	9-12:	Proposed Acres:	
	Non-Severe:	Facility Hardship (a):	
	Severe:	Addition to Existing Site:	
Financial Hardship Requested: Yes			

GRANT DATA

	<u>Estimated Total Grant</u>		<u>Design Grant</u>
Modernization Grant	<u>\$1,489,158.00</u>	Total Design (25% of Grant)	<u>\$372,290.00</u>
Total State Share (60%)	1,489,158.00	Design State Share (60%)	<u>223,374.00</u>
District Share (40%)	<u>992,722.00</u>	Design District Share (40%)	<u>148,916.00</u>
Total Estimated Cost	<u>\$2,481,930.00</u>	District Cash Contribution	
		Financial Hardship	<u>\$148,916.00</u>

DESIGN PROJECT FINANCING

<u>State Share</u>	
Modernization Design Grant	\$223,374.00
<u>District Share</u>	
Cash Contribution	
Financial Hardship	<u>148,916.00</u>
Total Design Cost	<u>\$372,290.00</u>

HISTORY OF PROJECT COST AND APPORTIONMENT

	Fund Code	Proposition	Previously Authorized	Authorized This Action	Unfunded Approval This Action
<u>State Share</u>					
Modernization Design Grant	951-570	51		\$ 223,374.00	\$ 223,374.00
<u>District Share</u>					
Cash Contribution					
Financial Hardship	951-570	51		148,916.00	148,916.00
Total				<u>\$ 372,290.00</u>	<u>\$ 372,290.00</u>

Funding Source(s): Proposition 51 Bonds/2016-Nov.

Pursuant to the Board's action on March 11, 2009, this application has been approved and placed on the Unfunded List (Lack of AB 55 Loans). This approval does not constitute a guarantee or commitment of future State funding.

The District shall ensure that it is in compliance with all applicable laws, regulations and certifications it made on the program forms.

Based on the Board's action on June 5, 2017, this project is subject to the Grant Agreement submittal pursuant to School Facility Program Regulation Section 1859.90.4.

The District is responsible for ensuring that the project is compliant with Prevailing Wage Monitoring and/or Labor Compliance Program requirements at the time construction contracts are executed and/or construction commenced.

Amounts shown for financial hardship assistance are subject to adjustment as a result of a review of the District's financial records pursuant to Regulation Section 1859.81(a) at the time of apportionment.

The District qualifies for financial hardship pursuant to SFP Regulation Section 1859.81(c)(1). The District has demonstrated it is financially unable to provide all or a part of the matching funds and is levying the developer fees or equal alternative revenue source justified by law. The District's outstanding bonded indebtedness (as of February 25, 2020) is at least 60 percent of its total bonding capacity.

SCHOOL DISTRICT DATA

Application No: 57/73957-00-007

County: San Bernardino

School District: Snowline Joint Unified

School Name: Wrightwood Elementary

PROJECT DATA

Type of Project: Elementary School Application Filing Basis: Site Specific

Pupils Assigned K-6: 407

7-8:

9-12:

Non-Severe:

Severe:

Financial Hardship Requested: Yes

GRANT DATA

<u>Estimated Total Grant</u>		<u>Separate Design Grant</u>	
Modernization Grant	\$1,929,587.00	Total Design (25% of Grant)	\$482,397.00
Total State Share (60%)	1,929,587.00	Design State Share (60%)	289,438.00
District Share (40%)	1,286,391.00	Design District Share (40%)	192,959.00
Total Estimated Cost	<u>\$3,215,978.00</u>	District Cash Contribution	
		Financial Hardship	\$192,959.00

DESIGN PROJECT FINANCING

<u>State Share</u>	
Modernization Design Grant	\$289,438.00
<u>District Share</u>	
Cash Contribution	
Financial Hardship	192,959.00
Total Design Cost	<u>\$482,397.00</u>

HISTORY OF PROJECT COST AND APPORTIONMENT

	Fund Code	Proposition	Previously Authorized	Authorized This Action	Unfunded Approval This Action
<u>State Share</u>					
Modernization Design Grant	951-570	51		\$289,438.00	\$289,438.00
<u>District Share</u>					
Cash Contribution					
Financial Hardship	951-570	51		192,959.00	192,959.00
Total				<u>\$482,397.00</u>	<u>\$482,397.00</u>

Funding Source(s): Proposition 51 Bonds/2016-Nov.

Pursuant to the Board's action on March 11, 2009, this application has been approved and placed on the Unfunded List (Lack of AB 55 Loans). This approval does not constitute a guarantee or commitment of future State funding.

The District shall ensure that it is in compliance with all applicable laws, regulations and certifications it made on the program forms.

Based on the Board's action on June 5, 2017, this project is subject to the Grant Agreement submittal pursuant to School Facility Program Regulation Section 1859.90.4.

The District is responsible for ensuring that the project is compliant with Prevailing Wage Monitoring and/or Labor Compliance Program requirements at the time construction contracts are executed and/or construction commenced.

Amounts shown for financial hardship assistance are subject to adjustment as a result of a review of the District's financial records pursuant to Regulation Section 1859.81(a) at the time of apportionment.

The District qualifies for financial hardship pursuant to SFP Regulation Section 1859.81(c)(1). The District has demonstrated it is financially unable to provide all or a part of the matching funds and is levying the developer fees or equal alternative revenue source justified by law. The District's outstanding bonded indebtedness (as of February 25, 2020) is at least 60 percent of its total bonding capacity.

SCHOOL DISTRICT DATA

Application No: 57/73957-00-008

County: San Bernardino

School District: Snowline Joint Unified

School Name: Pinon Mesa Middle

PROJECT DATA

Type of Project:	Middle School	Application Filing Basis:	Site Specific
Pupils Assigned	K-6:		
	7-8:	707	
	9-12:		
	Non-Severe:	26	
	Severe:	3	
Financial Hardship Requested:	Yes		

GRANT DATA

<u>Estimated Total Grant</u>		<u>Separate Design Grant</u>	
Modernization Grant	\$3,853,062.00	Total Design (25% of Grant)	\$963,266.00
Total State Share (60%)	3,853,062.00	Design State Share (60%)	577,960.00
District Share (40%)	2,568,708.00	Design District Share (40%)	385,306.00
Total Estimated Cost	\$6,421,770.00	District Cash Contribution	
		Financial Hardship	\$385,306.00

DESIGN PROJECT FINANCING

<u>State Share</u>	
Modernization Design Grant	\$577,960.00
<u>District Share</u>	
Cash Contribution	
Financial Hardship	385,306.00
Total Design Cost	\$963,266.00

HISTORY OF PROJECT COST AND APPORTIONMENT

	Fund Code	Proposition	Previously Authorized	Authorized This Action	Unfunded Approval This Action
<u>State Share</u>					
Modernization Design Grant	951-570	51		\$577,960.00	\$577,960.00
<u>District Share</u>					
Cash Contribution					
Financial Hardship	951-570	51		385,306.00	385,306.00
Total				\$963,266.00	\$963,266.00

Funding Source(s): Proposition 51 Bonds/2016-Nov.

Pursuant to the Board's action on March 11, 2009, this application has been approved and placed on the Unfunded List (Lack of AB 55 Loans). This approval does not constitute a guarantee or commitment of future State funding.

The District shall ensure that it is in compliance with all applicable laws, regulations and certifications it made on the program forms.

Based on the Board's action on June 5, 2017, this project is subject to the Grant Agreement submittal pursuant to School Facility Program Regulation Section 1859.90.4.

The District is responsible for ensuring that the project is compliant with Prevailing Wage Monitoring and/or Labor Compliance Program requirements at the time construction contracts are executed and/or construction commenced.

Amounts shown for financial hardship assistance are subject to adjustment as a result of a review of the District's financial records pursuant to Regulation Section 1859.81(a) at the time of apportionment.

The District qualifies for financial hardship pursuant to SFP Regulation Section 1859.81(c)(1). The District has demonstrated it is financially unable to provide all or a part of the matching funds and is levying the developer fees or equal alternative revenue source justified by law. The District's outstanding bonded indebtedness (as of February 25, 2020) is at least 60 percent of its total bonding capacity.

SCHOOL DISTRICT DATA

Application No: 57/68502-00-003

County: San Joaquin

School District: Escalon Unified

School Name: Escalon High

PROJECT DATA

Type of Project:	High School	Application Filing Basis:	Site Specific
Pupils Assigned (Under 50 Yrs)			
K-6:			
7-8:			
9-12:	21		
Non-Severe:	1		
Severe:			
Financial Hardship Requested:	No	Recommended Acres:	33.5
Alternative Education School:	No	Existing Acres:	32.59

ADJUSTED GRANT DATA

Modernization Grant – Under 50 Yrs	\$147,974.00
Fire Detection Alarm	3,518.00
Small Size Project	17,757.00
Accessibility/Fire Code Req.	4,439.00
Total State Share (60%)	173,688.00
District Share (40%)	115,792.00
Total Project Cost	\$289,480.00

PROJECT FINANCING

<u>State Share</u>	
This Project	\$173,688.00
<u>District Share</u>	
Cash Contribution	115,792.00
Financial Hardship	
Total Project Cost	\$289,480.00

HISTORY OF PROJECT COST AND APPORTIONMENT

	Fund Code	Proposition	Previously Authorized	Authorized This Action	Unfunded Approval This Action
<u>State Share</u>					
Modernization/Additional Grant	951-570	51		\$173,688.00	\$173,688.00
<u>District Share</u>					
Cash Contribution				115,792.00	
Total				\$289,480.00	\$173,688.00

Funding Source(s): Proposition 51 Bonds/2016-Nov.

Pursuant to the Board's action on March 11, 2009, this application has been approved and placed on the Unfunded List (Lack of AB 55 Loans). This approval does not constitute a guarantee or commitment of future State funding.

The District shall ensure that it is in compliance with all applicable laws, regulations and certifications it made on the program forms.

Based on the Board's action on June 5, 2017, this project is subject to the Grant Agreement submittal pursuant to School Facility Program Regulation Section 1859.90.4.

The District is responsible for ensuring that the project is compliant with Prevailing Wage Monitoring and/or Labor Compliance Program requirements at the time construction contracts are executed and/or construction commenced.

SCHOOL DISTRICT DATA

Application No: 50/66464-00-023
School District: Capistrano Unified

County: Orange
School Name: Tesoro High

PROJECT DATA

Type of Project: High School
Pupils Assigned **K-6:**
 7-8:
 9-12: 422
Non-Severe:
Severe:
Application Filing Basis: District Wide
Number of Classrooms: 24
Master Acres: 60.8
Existing Acres: 44
Proposed Acres:
Recommended Acres: 60.8
Facility Hardship (a): No
Financial Hardship Requested: No
Alternative Education School: No
Addition to Existing Site: Yes

ADJUSTED GRANT DATA

New Construction Grant	\$7,071,032.00
Fire Detection Alarm	14,348.00
Multi-Level Constr. 24 Crs.	848,524.00
Service Site	203,210.00
Utilities	40,132.00
Total State Share (50%)	8,177,246.00
District Share (50%)	8,177,246.00
Total Project Cost	\$16,354,492.00

PROJECT FINANCING

State Share	
This Project	\$8,177,246.00
District Share	
Cash Contribution	8,177,246.00
Financial Hardship	
Total Project Cost	\$16,354,492.00

HISTORY OF PROJECT COST AND APPORTIONMENT

	Fund Code	Proposition	Previously Authorized	Authorized This Action	Unfunded Approval This Action
State Share					
New Construction/Additional Grant	951-500	51		\$8,177,246.00	\$8,177,246.00
District Share					
Cash Contribution				8,177,246.00	
Total				\$16,354,492.00	\$8,177,246.00

Funding Source(s): Proposition 51 Bonds/2016-Nov.

Pursuant to the Board's action on March 11, 2009, this application has been approved and placed on the Unfunded List (Lack of AB 55 Loans). This approval does not constitute a guarantee or commitment of future State funding.

The District shall ensure that it is in compliance with all applicable laws, regulations and certifications it made on the program forms.

Based on the Board's action on June 5, 2017, this project is subject to the Grant Agreement submittal pursuant to School Facility Program Regulation Section 1859.90.4.

The District is responsible for ensuring that the project is compliant with Prevailing Wage Monitoring and/or Labor Compliance Program requirements at the time construction contracts are executed and/or construction commenced.

SCHOOL DISTRICT DATA

Application No: 50/64451-00-015

School District: Downey Unified

County: Los Angeles

School Name: Stauffer Middle

PROJECT DATA

Type of Project: Middle School
Pupils Assigned **K-6:**
 7-8: 54
 9-12:
 Non-Severe: 26
 Severe:
Application Filing Basis: District Wide
Number of Classrooms: 4
Master Acres: 24.7
Existing Acres: 18.4
Proposed Acres:
Recommended Acres: 22.8
Facility Hardship (a): No
Financial Hardship Requested: No
Alternative Education School: No
Addition to Existing Site: Yes

ADJUSTED GRANT DATA

New Construction Grant	\$1,319,500.00
Fire Detection Alarm	2,224.00
Service Site	274,548.00
Utilities	83,273.00
Small Size Project	158,340.00
Total State Share (50%)	1,837,885.00
District Share (50%)	1,837,885.00
Total Project Cost	\$3,675,770.00

PROJECT FINANCING

<u>State Share</u>	
This Project	\$1,837,885.00
<u>District Share</u>	
Cash Contribution	1,837,885.00
Financial Hardship	
Total Project Cost	\$3,675,770.00

HISTORY OF PROJECT COST AND APPORTIONMENT

	Fund Code	Proposition	Previously Authorized	Authorized This Action	Unfunded Approval This Action
<u>State Share</u>					
New Construction/Additional Grant	951-500	51		\$ 1,837,885.00	\$ 1,837,885.00
<u>District Share</u>					
Cash Contribution				1,837,885.00	
Total				\$ 3,675,770.00	\$ 1,837,885.00

Funding Source(s): Proposition 51 Bonds/2016-Nov.

Pursuant to the Board's action on March 11, 2009, this application has been approved and placed on the Unfunded List (Lack of AB 55 Loans). This approval does not constitute a guarantee or commitment of future State funding.

The District shall ensure that it is in compliance with all applicable laws, regulations and certifications it made on the program forms.

Based on the Board's action on June 5, 2017, this project is subject to the Grant Agreement submittal pursuant to School Facility Program Regulation Section 1859.90.4.

The District is responsible for ensuring that the project is compliant with Prevailing Wage Monitoring and/or Labor Compliance Program requirements at the time construction contracts are executed and/or construction commenced.

SCHOOL DISTRICT DATA

Application No: 57/64022-00-010

County: Lake

School District: Konocti Unified

School Name: Lower Lake High

PROJECT DATA

Type of Project:	High School	Application Filing Basis:	Site Specific
Pupils Assigned (Under 50 Yrs)			
K-6:			
7-8:			
9-12:	108		
Non-Severe:			
Severe:			
Financial Hardship Requested:	No	Recommended Acres:	33
Alternative Education School:	No	Existing Acres:	21.9

ADJUSTED GRANT DATA

Modernization Grant – Under 50 Yrs	\$709,020.00
Labor Compliance	11,344.00
Total State Share (60%)	720,364.00
District Share (40%)	480,243.00
Total Project Cost	<u>\$1,200,607.00</u>

PROJECT FINANCING

<u>State Share</u>	
This Project	\$720,364.00
<u>District Share</u>	
Cash Contribution	480,243.00
Financial Hardship	
Total Project Cost	<u>\$1,200,607.00</u>

HISTORY OF PROJECT COST AND APPORTIONMENT

	Fund Code	Proposition	Previously Authorized	Authorized This Action	Unfunded Approval This Action
<u>State Share</u>					
Modernization/Additional Grant	951-570	51		\$709,020.00	\$709,020.00
Modernization/Additional Grant	947-570	47		11,344.00	11,344.00
<u>District Share</u>					
Cash Contribution				480,243.00	
Total				<u>\$1,200,607.00</u>	<u>\$720,364.00</u>

Funding Source(s): Proposition 51 Bonds/2016-Nov.; Proposition 47 Bonds/2002-Nov.

Pursuant to the Board's action on March 11, 2009, this application has been approved and placed on the Unfunded List (Lack of AB 55 Loans). This approval does not constitute a guarantee or commitment of future State funding.

The District shall ensure that it is in compliance with all applicable laws, regulations and certifications it made on the program forms.

Based on the Board's action on June 5, 2017, this project is subject to the Grant Agreement submittal pursuant to School Facility Program Regulation Section 1859.90.4.

The District is responsible for ensuring that the project is compliant with Prevailing Wage Monitoring and/or Labor Compliance Program requirements at the time construction contracts are executed and/or construction commenced.

SCHOOL DISTRICT DATA

Application No: 57/64022-00-011

County: Lake

School District: Konocti Unified

School Name: Lower Lake Elementary

PROJECT DATA

Type of Project:	Elementary School	Application Filing Basis:	Site Specific
Pupils Assigned (Under 50 Yrs)		Pupils Assigned (Over 50 Yrs)	
K-6:	69	K-6:	40
7-8:		7-8:	
9-12:		9-12:	
Non-Severe:		Non-Severe:	
Severe:		Severe:	
Financial Hardship Requested:	No	Recommended Acres:	13.9
Alternative Education School:	No	Existing Acres:	13

ADJUSTED GRANT DATA**PROJECT FINANCING**

Modernization Grant – Under 50 Yrs	\$327,129.00	<u>State Share</u>	
Modernization Grant – Over 50 Yrs	263,440.00	This Project	\$674,120.00
Labor Compliance	10,616.00	<u>District Share</u>	
Geographic Index Factor 5%	31,595.00	Cash Contribution	449,413.00
Small Size Project	23,623.00	Financial Hardship	
Accessibility/Fire Code Req.	17,717.00	Total Project Cost	<u>\$1,123,533.00</u>
Total State Share (60%)	674,120.00		
District Share (40%)	449,413.00		
Total Project Cost	<u>\$1,123,533.00</u>		

HISTORY OF PROJECT COST AND APPORTIONMENT

	Fund Code	Proposition	Previously Authorized	Authorized This Action	Unfunded Approval This Action
<u>State Share</u>					
Modernization/Additional Grant	947-570	47		\$6,651.66	\$6,651.66
Modernization/Additional Grant	955-570	55		3,964.34	3,964.34
Modernization/Additional Grant	951-570	51		663,504.00	663,504.00
<u>District Share</u>					
Cash Contribution				449,413.00	
Total				<u>\$1,123,533.00</u>	<u>\$674,120.00</u>

Funding Source(s): Proposition 47 Bonds/2002-Nov.; Proposition 55 Bonds/2004-Mar.; Proposition 51 Bonds/2016-Nov.

Pursuant to the Board's action on March 11, 2009, this application has been approved and placed on the Unfunded List (Lack of AB 55 Loans). This approval does not constitute a guarantee or commitment of future State funding.

The District shall ensure that it is in compliance with all applicable laws, regulations and certifications it made on the program forms.

Based on the Board's action on June 5, 2017, this project is subject to the Grant Agreement submittal pursuant to School Facility Program Regulation Section 1859.90.4.

The District is responsible for ensuring that the project is compliant with Prevailing Wage Monitoring and/or Labor Compliance Program requirements at the time construction contracts are executed and/or construction commenced.

SCHOOL DISTRICT DATA

Application No: 57/63800-00-007

County: Kern

School District: Taft City Elementary

School Name: Lincoln Junior High

PROJECT DATA

Type of Project:	Middle School	Application Filing Basis:	Site Specific
Pupils Assigned (Under 50 Yrs)		Pupils Assigned (Over 50 Yrs)	
K-6:		K-6:	
7-8:	276	7-8:	195
9-12:		9-12:	
Non-Severe:	19	Non-Severe:	9
Severe:	5	Severe:	3
Financial Hardship Requested:	No	Recommended Acres:	11.9
Alternative Education School:	No	Existing Acres:	17.4

ADJUSTED GRANT DATA

Modernization Grant – Under 50 Yrs	\$1,651,485.00
Modernization Grant – Over 50 Yrs	1,547,691.00
Project Assistance	4,061.00
Fire Detection Alarm	83,878.00
Site Development	20,919.00
Accessibility/Fire Code Req.	95,975.00
Total State Share (60%)	3,404,009.00
District Share (40%)	2,269,339.00
Total Project Cost	\$5,673,348.00

PROJECT FINANCING

State Share	
This Project	\$3,404,009.00
District Share	
Cash Contribution	2,269,339.00
Financial Hardship	
Total Project Cost	\$5,673,348.00

HISTORY OF PROJECT COST AND APPORTIONMENT

	Fund Code	Proposition	Previously Authorized	Authorized This Action	Unfunded Approval This Action
State Share					
Modernization/Additional Grant	951-570	51		\$3,404,009.00	\$3,404,009.00
District Share					
Cash Contribution				2,269,339.00	
Total				\$5,673,348.00	\$3,404,009.00

Funding Source(s): Proposition 51 Bonds/2016-Nov.

Pursuant to the Board's action on March 11, 2009, this application has been approved and placed on the Unfunded List (Lack of AB 55 Loans). This approval does not constitute a guarantee or commitment of future State funding.

The District shall ensure that it is in compliance with all applicable laws, regulations and certifications it made on the program forms.

Based on the Board's action on June 5, 2017, this project is subject to the Grant Agreement submittal pursuant to School Facility Program Regulation Section 1859.90.4.

The District is responsible for ensuring that the project is compliant with Prevailing Wage Monitoring and/or Labor Compliance Program requirements at the time construction contracts are executed and/or construction commenced.

SCHOOL DISTRICT DATA

Application No: 50/63529-00-009

County: Kern

School District: Kern High

School Name: Foothill High

PROJECT DATA

Type of Project: High School
 Pupils Assigned K-6:
 7-8:
 9-12: 39
 Non-Severe:
 Severe: 9
 Application Filing Basis: District Wide
 Number of Classrooms: 3
 Master Acres: 52.1
 Existing Acres: 46.16
 Proposed Acres:
 Recommended Acres: 49.1
 Facility Hardship (a): No
 Financial Hardship Requested: No
 Alternative Education School: No
 Addition to Existing Site: Yes

ADJUSTED GRANT DATA

New Construction Grant	\$968,367.00
Fire Detection Alarm	1,884.00
Small Size Project	116,204.00
Total State Share (50%)	1,086,455.00
District Share (50%)	1,086,455.00
Total Project Cost	\$2,172,910.00

PROJECT FINANCING

<u>State Share</u>	
This Project	\$1,086,455.00
<u>District Share</u>	
Cash Contribution	1,086,455.00
Financial Hardship	
Total Project Cost	\$2,172,910.00

HISTORY OF PROJECT COST AND APPORTIONMENT

	Fund Code	Proposition	Previously Authorized	Authorized This Action	Unfunded Approval This Action
<u>State Share</u>					
New Construction/Additional Grant	951-500	51		\$1,086,455.00	\$1,086,455.00
<u>District Share</u>					
Cash Contribution				1,086,455.00	
Total				\$2,172,910.00	\$1,086,455.00

Funding Source(s): Proposition 51 Bonds/2016-Nov.

Pursuant to the Board's action on March 11, 2009, this application has been approved and placed on the Unfunded List (Lack of AB 55 Loans). This approval does not constitute a guarantee or commitment of future State funding.

The District shall ensure that it is in compliance with all applicable laws, regulations and certifications it made on the program forms.

Based on the Board's action on June 5, 2017, this project is subject to the Grant Agreement submittal pursuant to School Facility Program Regulation Section 1859.90.4.

The District is responsible for ensuring that the project is compliant with Prevailing Wage Monitoring and/or Labor Compliance Program requirements at the time construction contracts are executed and/or construction commenced.

SCHOOL DISTRICT DATA

Application No: 57/67249-00-006
School District: San Jacinto Unified

County: Riverside
School Name: De Anza Elementary

PROJECT DATA

Type of Project:	Elementary School	Application Filing Basis:	Site Specific
Pupils Assigned (Under 50 Yrs)			
K-6:	525		
7-8:			
9-12:			
Non-Severe:	39		
Severe:			
Financial Hardship Requested:	No	Recommended Acres:	10.2
Alternative Education School:	No	Existing Acres:	21

ADJUSTED GRANT DATA**PROJECT FINANCING**

Modernization Grant – Under 50 Yrs	\$2,883,276.00	<u>State Share</u>	
Fire Detection Alarm	91,926.00	This Project	\$3,061,700.00
Accessibility/Fire Code Req.	86,498.00		
Total State Share (60%)	3,061,700.00	<u>District Share</u>	
District Share (40%)	2,041,133.00	Cash Contribution	2,041,133.00
Total Project Cost	<u>\$5,102,833.00</u>	Financial Hardship	
		Total Project Cost	<u>\$5,102,833.00</u>

HISTORY OF PROJECT COST AND APPORTIONMENT

	Fund Code	Proposition	Previously Authorized	Authorized This Action	Unfunded Approval This Action
<u>State Share</u>					
Modernization/Additional Grant	951-570	51		\$3,061,700.00	\$3,061,700.00
<u>District Share</u>					
Cash Contribution				2,041,133.00	
Total				<u>\$5,102,833.00</u>	<u>\$3,061,700.00</u>

Funding Source(s): Proposition 51 Bonds/2016-Nov.

Pursuant to the Board's action on March 11, 2009, this application has been approved and placed on the Unfunded List (Lack of AB 55 Loans). This approval does not constitute a guarantee or commitment of future State funding.

The District shall ensure that it is in compliance with all applicable laws, regulations and certifications it made on the program forms.

Based on the Board's action on June 5, 2017, this project is subject to the Grant Agreement submittal pursuant to School Facility Program Regulation Section 1859.90.4.

The District is responsible for ensuring that the project is compliant with Prevailing Wage Monitoring and/or Labor Compliance Program requirements at the time construction contracts are executed and/or construction commenced.

SCHOOL DISTRICT DATA

Application No: 57/67249-00-007

County: Riverside

School District: San Jacinto Unified

School Name: Park Hill Elementary

PROJECT DATA

Type of Project:	Elementary School	Application Filing Basis:	Site Specific
Pupils Assigned (Under 50 Yrs)			
K-6:	527		
7-8:			
9-12:			
Non-Severe:	20		
Severe:			
Financial Hardship Requested:	No	Recommended Acres:	12.4
Alternative Education School:	No	Existing Acres:	21

ADJUSTED GRANT DATA**PROJECT FINANCING**

Modernization Grant – Under 50 Yrs	\$2,700,687.00	<u>State Share</u>	
Fire Detection Alarm	86,838.00	This Project	\$2,868,546.00
Accessibility/Fire Code Req.	81,021.00		
Total State Share (60%)	2,868,546.00	<u>District Share</u>	
District Share (40%)	1,912,364.00	Cash Contribution	1,912,364.00
Total Project Cost	\$4,780,910.00	Financial Hardship	
		Total Project Cost	4,780,910.00

HISTORY OF PROJECT COST AND APPORTIONMENT

	Fund Code	Proposition	Previously Authorized	Authorized This Action	Unfunded Approval This Action
<u>State Share</u>					
Modernization/Additional Grant	951-570	51		\$2,868,546.00	\$2,868,546.00
<u>District Share</u>					
Cash Contribution				1,912,364.00	
Total				\$4,780,910.00	\$2,868,546.00

Funding Source(s): Proposition 51 Bonds/2016-Nov.

Pursuant to the Board's action on March 11, 2009, this application has been approved and placed on the Unfunded List (Lack of AB 55 Loans). This approval does not constitute a guarantee or commitment of future State funding.

The District shall ensure that it is in compliance with all applicable laws, regulations and certifications it made on the program forms.

Based on the Board's action on June 5, 2017, this project is subject to the Grant Agreement submittal pursuant to School Facility Program Regulation Section 1859.90.4.

The District is responsible for ensuring that the project is compliant with Prevailing Wage Monitoring and/or Labor Compliance Program requirements at the time construction contracts are executed and/or construction commenced.

SCHOOL DISTRICT DATA**Application No:** 57/61804-00-030**County:** Contra Costa**School District:** San Ramon Valley Unified**School Name:** Iron Horse Middle**PROJECT DATA**

Type of Project:	Middle School	Application Filing Basis:	Site Specific
Pupils Assigned (Under 50 Yrs)			
K-6:			
7-8:	132		
9-12:			
Non-Severe:			
Severe:			
Financial Hardship Requested:	No	Recommended Acres:	20
Alternative Education School:	No	Existing Acres:	10

ADJUSTED GRANT DATA**PROJECT FINANCING**

Modernization Grant – Under 50 Yrs	\$661,848.00	<u>State Share</u>	
Small Size Project	26,474.00	This Project	\$834,346.00
Urban/Security/Impacted Site	126,169.00		
Accessibility/Fire Code Req.	19,855.00	<u>District Share</u>	
Total State Share (60%)	834,346.00	Cash Contribution	556,231.00
District Share (40%)	556,231.00	Financial Hardship	
Total Project Cost	\$1,390,577.00	Total Project Cost	\$1,390,577.00

HISTORY OF PROJECT COST AND APPORTIONMENT

	Fund Code	Proposition	Previously Authorized	Authorized This Action	Unfunded Approval This Action
<u>State Share</u>					
Modernization/Additional Grant	951-570	51		\$834,346.00	\$834,346.00
<u>District Share</u>					
Cash Contribution				556,231.00	
Total				\$1,390,577.00	\$834,346.00

Funding Source(s): Proposition 51 Bonds/2016-Nov.

Pursuant to the Board's action on March 11, 2009, this application has been approved and placed on the Unfunded List (Lack of AB 55 Loans). This approval does not constitute a guarantee or commitment of future State funding.

The District shall ensure that it is in compliance with all applicable laws, regulations and certifications it made on the program forms.

Based on the Board's action on June 5, 2017, this project is subject to the Grant Agreement submittal pursuant to School Facility Program Regulation Section 1859.90.4.

The District is responsible for ensuring that the project is compliant with Prevailing Wage Monitoring and/or Labor Compliance Program requirements at the time construction contracts are executed and/or construction commenced.

SCHOOL DISTRICT DATA**Application No:** 57/65110-00-013**County:** Los Angeles**School District:** Whittier City**School Name:** Dexter (Walter F.) Intermediate**PROJECT DATA**

Type of Project:	Middle School	Application Filing Basis:	Site Specific
Pupils Assigned (Under 50 Yrs)			
K-6:			
7-8:	683		
9-12:			
Non-Severe:	25		
Severe:			
Financial Hardship Requested:	No	Recommended Acres:	15
Alternative Education School:	No	Existing Acres:	16

ADJUSTED GRANT DATA**PROJECT FINANCING**

Modernization Grant – Under 50 Yrs	\$3,677,287.00	<u>State Share</u>	
Fire Detection Alarm	112,282.00	This Project	\$3,899,888.00
Accessibility/Fire Code Req.	110,319.00	<u>District Share</u>	
Total State Share (60%)	3,899,888.00	Cash Contribution	2,599,925.00
District Share (40%)	2,599,925.00	Financial Hardship	
Total Project Cost	\$6,499,813.00	Total Project Cost	\$6,499,813.00

HISTORY OF PROJECT COST AND APPORTIONMENT

	Fund Code	Proposition	Previously Authorized	Authorized This Action	Unfunded Approval This Action
<u>State Share</u>					
Modernization/Additional Grant	951-570	51		\$3,899,888.00	\$3,899,888.00
<u>District Share</u>					
Cash Contribution				2,599,925.00	
Total				\$6,499,813.00	\$3,899,888.00

Funding Source(s): Proposition 51 Bonds/2016-Nov.

Pursuant to the Board's action on March 11, 2009, this application has been approved and placed on the Unfunded List (Lack of AB 55 Loans). This approval does not constitute a guarantee or commitment of future State funding.

The District shall ensure that it is in compliance with all applicable laws, regulations and certifications it made on the program forms.

Based on the Board's action on June 5, 2017, this project is subject to the Grant Agreement submittal pursuant to School Facility Program Regulation Section 1859.90.4.

The District is responsible for ensuring that the project is compliant with Prevailing Wage Monitoring and/or Labor Compliance Program requirements at the time construction contracts are executed and/or construction commenced.

SCHOOL DISTRICT DATA

Application No: 57/64733-00-600
School District: Los Angeles Unified

County: Los Angeles
School Name: Drew (Charles) Junior High

PROJECT DATA

Type of Project:	Middle School	Application Filing Basis:	Site Specific
Pupils Assigned (Under 50 Yrs)		Pupils Assigned (Over 50 Yrs)	
K-6:		K-6:	
7-8:	3	7-8:	648
9-12:		9-12:	
Non-Severe:		Non-Severe:	5
Severe:		Severe:	
Financial Hardship Requested:	No	Recommended Acres:	14
Alternative Education School:	No	Existing Acres:	19.8

ADJUSTED GRANT DATA

Modernization Grant – Under 50 Yrs	\$15,042.00
Modernization Grant – Over 50 Yrs	4,584,158.00
Accessibility/Fire Code Req.	137,976.00
Total State Share (60%)	4,737,176.00
District Share (40%)	3,158,117.00
Total Project Cost	\$7,895,293.00

PROJECT FINANCING

State Share	
This Project	\$4,737,176.00
District Share	
Cash Contribution	3,158,117.00
Financial Hardship	
Total Project Cost	\$7,895,293.00

HISTORY OF PROJECT COST AND APPORTIONMENT

	Fund Code	Proposition	Previously Authorized	Authorized This Action	Unfunded Approval This Action
State Share					
Modernization/Additional Grant	951-570	51		\$4,737,176.00	\$4,737,176.00
District Share					
Cash Contribution				3,158,117.00	
Total				\$7,895,293.00	\$4,737,176.00

Funding Source(s): Proposition 51 Bonds/2016-Nov.

Pursuant to the Board's action on March 11, 2009, this application has been approved and placed on the Unfunded List (Lack of AB 55 Loans). This approval does not constitute a guarantee or commitment of future State funding.

The District shall ensure that it is in compliance with all applicable laws, regulations and certifications it made on the program forms.

Based on the Board's action on June 5, 2017, this project is subject to the Grant Agreement submittal pursuant to School Facility Program Regulation Section 1859.90.4.

The District is responsible for ensuring that the project is compliant with Prevailing Wage Monitoring and/or Labor Compliance Program requirements at the time construction contracts are executed and/or construction commenced.

SCHOOL DISTRICT DATA

Application No: 57/64733-00-601
School District: Los Angeles Unified

County: Los Angeles
School Name: Kittridge Street Elementary

PROJECT DATA

Type of Project:	Elementary School	Application Filing Basis:	Site Specific
Pupils Assigned (Under 50 Yrs)		Pupils Assigned (Over 50 Yrs)	
K-6:	38	K-6:	103
7-8:		7-8:	
9-12:		9-12:	
Non-Severe:		Non-Severe:	1
Severe:		Severe:	
Financial Hardship Requested:	No	Recommended Acres:	13
Alternative Education School:	No	Existing Acres:	6.8

ADJUSTED GRANT DATA

Modernization Grant – Under 50 Yrs	\$180,158.00
Modernization Grant – Over 50 Yrs	692,396.00
Small Size Project	34,902.00
Urban/Security/Impacted Site	159,363.00
Accessibility/Fire Code Req.	26,177.00
Total State Share (60%)	1,092,996.00
District Share (40%)	728,664.00
Total Project Cost	\$1,821,660.00

PROJECT FINANCING

State Share	
This Project	\$1,092,996.00
District Share	
Cash Contribution	728,664.00
Financial Hardship	
Total Project Cost	\$1,821,660.00

HISTORY OF PROJECT COST AND APPORTIONMENT

	Fund Code	Proposition	Previously Authorized	Authorized This Action	Unfunded Approval This Action
State Share					
Modernization/Additional Grant	951-570	51		\$1,092,996.00	\$1,092,996.00
District Share					
Cash Contribution				728,664.00	
Total				\$1,821,660.00	\$1,092,996.00

Funding Source(s): Proposition 51 Bonds/2016-Nov.

Pursuant to the Board's action on March 11, 2009, this application has been approved and placed on the Unfunded List (Lack of AB 55 Loans). This approval does not constitute a guarantee or commitment of future State funding.

The District shall ensure that it is in compliance with all applicable laws, regulations and certifications it made on the program forms.

Based on the Board's action on June 5, 2017, this project is subject to the Grant Agreement submittal pursuant to School Facility Program Regulation Section 1859.90.4.

The District is responsible for ensuring that the project is compliant with Prevailing Wage Monitoring and/or Labor Compliance Program requirements at the time construction contracts are executed and/or construction commenced.

SCHOOL DISTRICT DATA

Application No: 57/64733-00-602
School District: Los Angeles Unified

County: Los Angeles
School Name: Hamasaki (Riggin) Elementary

PROJECT DATA

Type of Project:	Elementary School	Application Filing Basis:	Site Specific
Pupils Assigned (Under 50 Yrs)		Pupils Assigned (Over 50 Yrs)	
K-6:		K-6:	47
7-8:		7-8:	
9-12:		9-12:	
Non-Severe:		Non-Severe:	12
Severe:		Severe:	27
Financial Hardship Requested:	No	Recommended Acres:	9.9
Alternative Education School:	No	Existing Acres:	3.1

ADJUSTED GRANT DATA

Modernization Grant – Over 50 Yrs	\$1,044,809.00
Small Size Project	125,377.00
Urban/Security/Impacted Site	287,313.00
Accessibility/Fire Code Req.	31,344.00
Total State Share (60%)	1,488,843.00
District Share (40%)	992,562.00
Total Project Cost	\$2,481,405.00

PROJECT FINANCING

State Share	
This Project	\$1,488,843.00
District Share	
Cash Contribution	992,562.00
Financial Hardship	
Total Project Cost	\$2,481,405.00

HISTORY OF PROJECT COST AND APPORTIONMENT

	Fund Code	Proposition	Previously Authorized	Authorized This Action	Unfunded Approval This Action
State Share					
Modernization/Additional Grant	951-570	51		\$1,488,843.00	\$1,488,843.00
District Share					
Cash Contribution				992,562.00	
Total				\$2,481,405.00	\$1,488,843.00

Funding Source(s): Proposition 51 Bonds/2016-Nov.

Pursuant to the Board's action on March 11, 2009, this application has been approved and placed on the Unfunded List (Lack of AB 55 Loans). This approval does not constitute a guarantee or commitment of future State funding.

The District shall ensure that it is in compliance with all applicable laws, regulations and certifications it made on the program forms.

Based on the Board's action on June 5, 2017, this project is subject to the Grant Agreement submittal pursuant to School Facility Program Regulation Section 1859.90.4.

The District is responsible for ensuring that the project is compliant with Prevailing Wage Monitoring and/or Labor Compliance Program requirements at the time construction contracts are executed and/or construction commenced.

SCHOOL DISTRICT DATA

Application No: 57/64733-00-603
School District: Los Angeles Unified

County: Los Angeles
School Name: Loyola Village Elementary

PROJECT DATA

Type of Project:	Elementary School	Application Filing Basis:	Site Specific
Pupils Assigned (Under 50 Yrs)		Pupils Assigned (Over 50 Yrs)	
K-6:	3	K-6:	235
7-8:		7-8:	
9-12:		9-12:	
Non-Severe:		Non-Severe:	1
Severe:		Severe:	
Financial Hardship Requested:	No	Recommended Acres:	9.6
Alternative Education School:	No	Existing Acres:	7

ADJUSTED GRANT DATA

Modernization Grant – Under 50 Yrs	\$14,223.00
Modernization Grant – Over 50 Yrs	1,561,748.00
Accessibility/Fire Code Req.	47,279.00
Total State Share (60%)	1,623,250.00
District Share (40%)	1,082,167.00
Total Project Cost	\$2,705,417.00

PROJECT FINANCING

State Share	
This Project	\$1,623,250.00
District Share	
Cash Contribution	1,082,167.00
Financial Hardship	
Total Project Cost	\$2,705,417.00

HISTORY OF PROJECT COST AND APPORTIONMENT

	Fund Code	Proposition	Previously Authorized	Authorized This Action	Unfunded Approval This Action
State Share					
Modernization/Additional Grant	951-570	51		\$1,623,250.00	\$1,623,250.00
District Share					
Cash Contribution				1,082,167.00	
Total				\$2,705,417.00	\$1,623,250.00

Funding Source(s): Proposition 51 Bonds/2016-Nov.

Pursuant to the Board's action on March 11, 2009, this application has been approved and placed on the Unfunded List (Lack of AB 55 Loans). This approval does not constitute a guarantee or commitment of future State funding.

The District shall ensure that it is in compliance with all applicable laws, regulations and certifications it made on the program forms.

Based on the Board's action on June 5, 2017, this project is subject to the Grant Agreement submittal pursuant to School Facility Program Regulation Section 1859.90.4.

The District is responsible for ensuring that the project is compliant with Prevailing Wage Monitoring and/or Labor Compliance Program requirements at the time construction contracts are executed and/or construction commenced.

SCHOOL DISTRICT DATA

Application No: 57/64733-00-610
School District: Los Angeles Unified

County: Los Angeles
School Name: Graham Elementary

PROJECT DATA

Type of Project:	Elementary School	Application Filing Basis:	Site Specific
Pupils Assigned (Under 50 Yrs)		Pupils Assigned (Over 50 Yrs)	
K-6:		K-6:	570
7-8:		7-8:	
9-12:		9-12:	
Non-Severe:		Non-Severe:	
Severe:		Severe:	
Financial Hardship Requested:	No	Recommended Acres:	13
Alternative Education School:	No	Existing Acres:	5.2

ADJUSTED GRANT DATA**PROJECT FINANCING**

Modernization Grant – Over 50 Yrs	\$3,754,020.00	<u>State Share</u>	
Urban/Security/Impacted Site	813,121.00	This Project	\$4,679,762.00
Accessibility/Fire Code Req.	112,621.00	<u>District Share</u>	
Total State Share (60%)	4,679,762.00	Cash Contribution	3,119,841.00
District Share (40%)	3,119,841.00	Financial Hardship	
Total Project Cost	<u>\$7,799,603.00</u>	Total Project Cost	<u>\$7,799,603.00</u>

HISTORY OF PROJECT COST AND APPORTIONMENT

	Fund Code	Proposition	Previously Authorized	Authorized This Action	Unfunded Approval This Action
<u>State Share</u>					
Modernization/Additional Grant	951-570	51		\$4,679,762.00	\$4,679,762.00
<u>District Share</u>					
Cash Contribution				3,119,841.00	
Total				<u>\$7,799,603.00</u>	<u>\$4,679,762.00</u>

Funding Source(s): Proposition 51 Bonds/2016-Nov.

Pursuant to the Board's action on March 11, 2009, this application has been approved and placed on the Unfunded List (Lack of AB 55 Loans). This approval does not constitute a guarantee or commitment of future State funding.

The District shall ensure that it is in compliance with all applicable laws, regulations and certifications it made on the program forms.

Based on the Board's action on June 5, 2017, this project is subject to the Grant Agreement submittal pursuant to School Facility Program Regulation Section 1859.90.4.

The District is responsible for ensuring that the project is compliant with Prevailing Wage Monitoring and/or Labor Compliance Program requirements at the time construction contracts are executed and/or construction commenced.

SCHOOL DISTRICT DATA

Application No: 57/64733-00-611
School District: Los Angeles Unified

County: Los Angeles
School Name: Tenth Street Elementary

PROJECT DATA

Type of Project:	Elementary School	Application Filing Basis:	Site Specific
Pupils Assigned (Under 50 Yrs)		Pupils Assigned (Over 50 Yrs)	
K-6:		K-6:	522
7-8:		7-8:	
9-12:		9-12:	
Non-Severe:		Non-Severe:	
Severe:		Severe:	
Financial Hardship Requested:	No	Recommended Acres:	10.7
Alternative Education School:	No	Existing Acres:	4.7

ADJUSTED GRANT DATA

Modernization Grant – Over 50 Yrs	\$3,437,892.00
Urban/Security/Impacted Site	700,000.00
Total State Share (60%)	4,137,892.00
District Share (40%)	2,758,595.00
Total Project Cost	\$6,896,487.00

PROJECT FINANCING

State Share	
This Project	\$4,137,892.00
District Share	
Cash Contribution	2,758,595.00
Financial Hardship	
Total Project Cost	6,896,487.00

HISTORY OF PROJECT COST AND APPORTIONMENT

	Fund Code	Proposition	Previously Authorized	Authorized This Action	Unfunded Approval This Action
State Share					
Modernization/Additional Grant	951-570	51		\$4,137,892.00	\$4,137,892.00
District Share					
Cash Contribution				2,758,595.00	
Total				\$6,896,487.00	\$4,137,892.00

Funding Source(s): Proposition 51 Bonds/2016-Nov.

Pursuant to the Board's action on March 11, 2009, this application has been approved and placed on the Unfunded List (Lack of AB 55 Loans). This approval does not constitute a guarantee or commitment of future State funding.

The District shall ensure that it is in compliance with all applicable laws, regulations and certifications it made on the program forms.

Based on the Board's action on June 5, 2017, this project is subject to the Grant Agreement submittal pursuant to School Facility Program Regulation Section 1859.90.4.

The District is responsible for ensuring that the project is compliant with Prevailing Wage Monitoring and/or Labor Compliance Program requirements at the time construction contracts are executed and/or construction commenced.

SCHOOL DISTRICT DATA**Application No:** 50/76760-00-007**County:** San Joaquin**School District:** Lammersville Joint Unified**School Name:** Peter Hansen Elementary**PROJECT DATA****Type of Project:** Elementary School**Pupils Assigned K-6:** 625**7-8:** 270**9-12:****Non-Severe:** 26**Severe:****Application Filing Basis:** District Wide**Number of Classrooms:** 37**Master Acres:** 16.9**Existing Acres:** 16**Proposed Acres:****Recommended Acres:** 18.5**Facility Hardship (a):** No**Financial Hardship Requested:** No**Alternative Education School:** No**Addition to Existing Site:** No**Core Facilities:** Multi-Purpose/Kitchen,
Library/Media Center,
Administration, Toilet**ADJUSTED GRANT DATA****New Construction Grant** \$11,945,879.00**Fire Detection Alarm** 15,919.00**Sprinkler System** 209,077.00**Service Site** 1,144,656.13**Utilities** 48,969.45**General Site** 1,054,509.00**Total State Share (50%)** 14,419,009.58**District Share (50%)** 14,419,009.58**Total Project Cost** \$28,838,019.16**PROJECT FINANCING****State Share****This Project** \$14,419,009.58**District Share****Cash Contribution** 14,419,009.58**Financial Hardship****Total Project Cost** \$28,838,019.16**HISTORY OF PROJECT COST AND APPORTIONMENT**

	Fund Code	Proposition	Previously Authorized	Authorized This Action	Unfunded Approval This Action
<u>State Share</u>					
New Construction/Additional Grant	951-500	51		\$14,419,009.58	\$14,419,009.58
<u>District Share</u>					
Cash Contribution				14,419,009.58	
Total				<u><u>\$28,838,019.16</u></u>	<u><u>\$14,419,009.58</u></u>

Funding Source(s): Proposition 51 Bonds/2016-Nov.

Pursuant to the Board's action on March 11, 2009, this application has been approved and placed on the Unfunded List (Lack of AB 55 Loans). This approval does not constitute a guarantee or commitment of future State funding.

The District shall ensure that it is in compliance with all applicable laws, regulations and certifications it made on the program forms.

Based on the Board's action on June 5, 2017, this project is subject to the Grant Agreement submittal pursuant to School Facility Program Regulation Section 1859.90.4.

The District is responsible for ensuring that the project is compliant with Prevailing Wage Monitoring and/or Labor Compliance Program requirements at the time construction contracts are executed and/or construction commenced.

SCHOOL DISTRICT DATA**Application No:** 57/67694-00-004**County:** San Bernardino**School District:** Cucamonga Elementary**School Name:** The Ontario Center**PROJECT DATA**

Type of Project:	Elementary School	Application Filing Basis:	Site Specific
Pupils Assigned (Under 50 Yrs)			
K-6:	575		
7-8:			
9-12:			
Non-Severe:	11		
Severe:			
Financial Hardship Requested:	No	Recommended Acres:	11.5
Alternative Education School:	No	Existing Acres:	7

ADJUSTED GRANT DATA**PROJECT FINANCING**

Modernization Grant – Under 50 Yrs	\$2,837,274.00	<u>State Share</u>	
Project Assistance	4,061.00	This Project	\$3,018,127.00
Fire Detection Alarm	91,674.00		
Accessibility/Fire Code Req.	85,118.00	<u>District Share</u>	
Total State Share (60%)	3,018,127.00	Cash Contribution	2,012,085.00
District Share (40%)	2,012,085.00	Financial Hardship	
Total Project Cost	<u>\$5,030,212.00</u>	Total Project Cost	<u>\$5,030,212.00</u>

HISTORY OF PROJECT COST AND APPORTIONMENT

	Fund Code	Proposition	Previously Authorized	Authorized This Action	Unfunded Approval This Action
<u>State Share</u>					
Modernization/Additional Grant	951-570	51		\$3,018,127.00	\$3,018,127.00
<u>District Share</u>					
Cash Contribution				2,012,085.00	
Total				<u>\$5,030,212.00</u>	<u>\$3,018,127.00</u>

Funding Source(s): Proposition 51 Bonds/2016-Nov.

Pursuant to the Board's action on March 11, 2009, this application has been approved and placed on the Unfunded List (Lack of AB 55 Loans). This approval does not constitute a guarantee or commitment of future State funding.

The District shall ensure that it is in compliance with all applicable laws, regulations and certifications it made on the program forms.

Based on the Board's action on June 5, 2017, this project is subject to the Grant Agreement submittal pursuant to School Facility Program Regulation Section 1859.90.4.

The District is responsible for ensuring that the project is compliant with Prevailing Wage Monitoring and/or Labor Compliance Program requirements at the time construction contracts are executed and/or construction commenced.

SCHOOL DISTRICT DATA**Application No:** 50/66761-00-003**County:** Placer**School District:** Ackerman Charter (formerly
Ackerman Elementary)**School Name:** Bowman Charter**PROJECT DATA**

Type of Project:	Elementary School
Pupils Assigned	
K-6:	25
7-8:	12
9-12:	
Non-Severe:	
Severe:	
Application Filing Basis:	District Wide
Number of Classrooms:	2
Master Acres:	16.6
Existing Acres:	6.1
Proposed Acres:	
Recommended Acres:	16.9
Facility Hardship (a):	No
Financial Hardship Requested:	No
Alternative Education School:	No
Addition to Existing Site:	Yes

ADJUSTED GRANT DATA

New Construction Grant	\$469,303.00
Project Assistance	7,615.00
Fire Detection Alarm	615.00
Geographic Index Factor 5%	26,312.00
Service Site	305,369.00
Off-Site	194,579.00
Utilities	54,767.00
Small Size Project	56,316.00
Total State Share (50%)	1,114,876.00
District Share (50%)	1,114,876.00
Total Project Cost	\$2,229,752.00

PROJECT FINANCING

<u>State Share</u>	
This Project	\$1,114,876.00
<u>District Share</u>	
Cash Contribution	1,114,876.00
Financial Hardship	
Total Project Cost	\$2,229,752.00

HISTORY OF PROJECT COST AND APPORTIONMENT

	Fund Code	Proposition	Previously Authorized	Authorized This Action	Unfunded Approval This Action
<u>State Share</u>					
New Construction/Additional Grant	951-500	51		\$1,114,876.00	\$1,114,876.00
<u>District Share</u>					
Cash Contribution				1,114,876.00	
Total				\$2,229,752.00	\$1,114,876.00

Funding Source(s): Proposition 51 Bonds/2016-Nov.

Pursuant to the Board's action on March 11, 2009, this application has been approved and placed on the Unfunded List (Lack of AB 55 Loans). This approval does not constitute a guarantee or commitment of future State funding.

The District shall ensure that it is in compliance with all applicable laws, regulations and certifications it made on the program forms.

Based on the Board's action on June 5, 2017, this project is subject to the Grant Agreement submittal pursuant to School Facility Program Regulation Section 1859.90.4.

The District is responsible for ensuring that the project is compliant with Prevailing Wage Monitoring and/or Labor Compliance Program requirements at the time construction contracts are executed and/or construction commenced.

SCHOOL DISTRICT DATA**Application No:** 57/66761-00-004**County:** Placer**School District:** Ackerman Charter (formerly
Ackerman Elementary)**School Name:** Bowman Charter**PROJECT DATA**

Type of Project:	Elementary School	Application Filing Basis:	Site Specific
Pupils Assigned (Under 50 Yrs)		Pupils Assigned (Over 50 Yrs)	
K-6:		K-6:	206
7-8:		7-8:	57
9-12:		9-12:	
Non-Severe:	1	Non-Severe:	2
Severe:		Severe:	
Financial Hardship Requested:	No	Recommended Acres:	16.9
Alternative Education School:	No	Existing Acres:	6.1

ADJUSTED GRANT DATA

Modernization Grant – Under 50 Yrs	\$10,109.00
Modernization Grant – Over 50 Yrs	1,781,854.00
Project Assistance	4,061.00
Fire Detection Alarm	41,354.00
Geographic Index Factor 5%	94,354.00
Accessibility/Fire Code Req.	53,759.00
Total State Share (60%)	<u>1,985,491.00</u>
District Share (40%)	<u>1,323,661.00</u>
Total Project Cost	<u>\$3,309,152.00</u>

PROJECT FINANCING

State Share	
This Project	\$1,985,491.00
District Share	
Cash Contribution	1,323,661.00
Financial Hardship	
Total Project Cost	<u>\$3,309,152.00</u>

HISTORY OF PROJECT COST AND APPORTIONMENT

	Fund Code	Proposition	Previously Authorized	Authorized This Action	Unfunded Approval This Action
State Share					
Modernization/Additional Grant	951-570	51		\$1,985,491.00	\$1,985,491.00
District Share					
Cash Contribution				1,323,661.00	
Total				<u>\$3,309,152.00</u>	<u>\$1,985,491.00</u>

Funding Source(s): Proposition 51 Bonds/2016-Nov.

Pursuant to the Board's action on March 11, 2009, this application has been approved and placed on the Unfunded List (Lack of AB 55 Loans). This approval does not constitute a guarantee or commitment of future State funding.

The District shall ensure that it is in compliance with all applicable laws, regulations and certifications it made on the program forms.

Based on the Board's action on June 5, 2017, this project is subject to the Grant Agreement submittal pursuant to School Facility Program Regulation Section 1859.90.4.

The District is responsible for ensuring that the project is compliant with Prevailing Wage Monitoring and/or Labor Compliance Program requirements at the time construction contracts are executed and/or construction commenced.

SCHOOL DISTRICT DATA

Application No: 57/71043-00-014
School District: Ceres Unified

County: Stanislaus
School Name: Ceres High

PROJECT DATA

Type of Project:	High School	Application Filing Basis:	Site Specific
Pupils Assigned (Under 50 Yrs)		Pupils Assigned (Over 50 Yrs)	
K-6:		K-6:	
7-8:		7-8:	
9-12:	214	9-12:	40
Non-Severe:		Non-Severe:	
Severe:		Severe:	
Financial Hardship Requested:	No	Recommended Acres:	47
Alternative Education School:	No	Existing Acres:	29

ADJUSTED GRANT DATA**PROJECT FINANCING**

Modernization Grant – Under 50 Yrs	\$1,404,910.00	<u>State Share</u>	
Modernization Grant – Over 50 Yrs	364,760.00	This Project	\$1,861,876.00
Fire Detection Alarm	39,116.00	<u>District Share</u>	
Accessibility/Fire Code Req.	53,090.00	Cash Contribution	1,241,251.00
Total State Share (60%)	1,861,876.00	Financial Hardship	
District Share (40%)	1,241,251.00	Total Project Cost	\$3,103,127.00
Total Project Cost	\$3,103,127.00		

HISTORY OF PROJECT COST AND APPORTIONMENT

	Fund Code	Proposition	Previously Authorized	Authorized This Action	Unfunded Approval This Action
<u>State Share</u>					
Modernization/Additional Grant	951-570	51		\$1,861,876.00	\$1,861,876.00
<u>District Share</u>					
Cash Contribution				1,241,251.00	
Total				\$3,103,127.00	\$1,861,876.00

Funding Source(s): Proposition 51 Bonds/2016-Nov.

Pursuant to the Board's action on March 11, 2009, this application has been approved and placed on the Unfunded List (Lack of AB 55 Loans). This approval does not constitute a guarantee or commitment of future State funding.

The District shall ensure that it is in compliance with all applicable laws, regulations and certifications it made on the program forms.

Based on the Board's action on June 5, 2017, this project is subject to the Grant Agreement submittal pursuant to School Facility Program Regulation Section 1859.90.4.

The District is responsible for ensuring that the project is compliant with Prevailing Wage Monitoring and/or Labor Compliance Program requirements at the time construction contracts are executed and/or construction commenced.

SCHOOL DISTRICT DATA**Application No:** 57/64733-38-023**County:** Los Angeles**School District:** Los Angeles Unified**School Name:** Montague Charter Academy**High School Attendance Area:** Francis Poly**PROJECT DATA**

Type of Project:	Elementary School	Application Filing Basis:	Site Specific
Pupils Assigned (Under 50 Yrs)		Pupils Assigned (Over 50 Yrs)	
K-6:	161	K-6:	144
7-8:		7-8:	
9-12:		9-12:	
Non-Severe:		Non-Severe:	
Severe:		Severe:	
Financial Hardship Requested:	No	Recommended Acres:	16
Alternative Education School:	No	Existing Acres:	7.3

ADJUSTED GRANT DATA**PROJECT FINANCING**

Modernization Grant – Under 50 Yrs	\$763,301.00	<u>State Share</u>	\$2,121,393.00
Modernization Grant – Over 50 Yrs	948,384.00	This Project	
Labor Compliance	19,668.00	<u>District Share</u>	
Urban/Security/Impacted Site	338,689.00	Cash Contribution	1,414,262.00
Accessibility/Fire Code Req.	51,351.00	Financial Hardship	
Total State Share (60%)	2,121,393.00	Total Project Cost	<u>\$3,535,655.00</u>
District Share (40%)	1,414,262.00		
Total Project Cost	<u>\$3,535,655.00</u>		

HISTORY OF PROJECT COST AND APPORTIONMENT

	Fund Code	Proposition	Previously Authorized	Authorized This Action	Unfunded Approval This Action
<u>State Share</u>					
Modernization/Additional Grant	955-570	55		\$19,668.00	\$19,668.00
Modernization/Additional Grant	951-570	51		2,101,725.00	2,101,725.00
<u>District Share</u>					
Cash Contribution				1,414,262.00	
Total				<u>\$3,535,655.00</u>	<u>\$2,121,393.00</u>

Funding Source(s): Proposition 55 Bonds/2004-Mar.; Proposition 51 Bonds/2016-Nov.

Pursuant to the Board's action on March 11, 2009, this application has been approved and placed on the Unfunded List (Lack of AB 55 Loans). This approval does not constitute a guarantee or commitment of future State funding.

The District shall ensure that it is in compliance with all applicable laws, regulations and certifications it made on the program forms.

Based on the Board's action on June 5, 2017, this project is subject to the Grant Agreement submittal pursuant to School Facility Program Regulation Section 1859.90.4.

The District is responsible for ensuring that the project is compliant with Prevailing Wage Monitoring and/or Labor Compliance Program requirements at the time construction contracts are executed and/or construction commenced.

SCHOOL DISTRICT DATA

Application No: 50/75283-00-017
School District: Natomas Unified

County: Sacramento
School Name: Westlake Charter- Middle

PROJECT DATA

Type of Project: Elementary School
Pupils Assigned
 K-6: 950
 7-8: 270
 9-12:
 Non-Severe:
 Severe:
Application Filing Basis:
Number of Classrooms: District Wide
Master Acres: 48
Existing Acres: 22.4
Proposed Acres:
Recommended Acres: 10
Facility Hardship (a): 16.5
Financial Hardship Requested: No
Alternative Education School: No
Addition to Existing Site: No

ADJUSTED GRANT DATA

New Construction Grant	\$15,384,080.00
Fire Detection Alarm	19,650.00
Sprinkler System	265,510.00
Site Acquisition	1,103,106.00
Service Site	1,391,435.00
Off-Site	366,940.00
Utilities	86,799.00
General Site	1,142,814.00
Total State Share (50%)	19,760,334.00
District Share (50%)	19,760,334.00
Total Project Cost	\$39,520,668.00

PROJECT FINANCING

State Share	
This Project	\$19,760,334.00
District Share	
Cash Contribution	19,760,334.00
Financial Hardship	
Total Project Cost	\$39,520,668.00

HISTORY OF PROJECT COST AND APPORTIONMENT

	Fund Code	Proposition	Previously Authorized	Authorized This Action	Unfunded Approval This Action
State Share					
New Construction/Additional Grant	951-500	51	\$19,737,385.00	\$22,949.00	\$22,949.00
District Share					
Cash Contribution			19,737,385.00	22,949.00	
Total			\$39,474,770.00	\$45,898.00	\$22,949.00

Funding Source(s): Proposition 51 Bonds/2016-Nov.

Pursuant to the Board's action on March 11, 2009, this application has been approved and placed on the Unfunded List (Lack of AB 55 Loans). This approval does not constitute a guarantee or commitment of future State funding.

The District shall ensure that it is in compliance with all applicable laws, regulations and certifications it made on the program forms.

Based on the Board's action on June 5, 2017, this project is subject to the Grant Agreement submittal pursuant to School Facility Program Regulation Section 1859.90.4.

The District is responsible for ensuring that the project is compliant with Prevailing Wage Monitoring and/or Labor Compliance Program requirements at the time construction contracts are executed and/or construction commenced.

Errors & Omissions: This item is being amended to correct the General Site grant.

SCHOOL DISTRICT DATA

Application No: 50/75432-00-001

County: Santa Cruz

School District: Scotts Valley Unified

School Name: Scotts Valley Middle

PROJECT DATA

Type of Project:	Middle School
Pupils Assigned	
K-6:	125
7-8:	189
9-12:	
Non-Severe:	
Severe:	
Application Filing Basis:	District Wide
Number of Classrooms:	12
Master Acres:	27.1
Existing Acres:	8.5
Proposed Acres:	
Recommended Acres:	11.9
Facility Hardship (a):	No
Financial Hardship Requested:	Yes
Alternative Education School:	No
Addition to Existing Site:	Yes

ADJUSTED GRANT DATA

New Construction Grant	\$4,135,066.00
Project Assistance	7,615.00
Fire Detection Alarm	6,280.00
Site Acquisition	195,035.00
Hazardous Waste Removal	112,888.00
Site DTSC Fee	2,479.00
Service Site	519,147.00
Off-Site	5,741.00
Utilities	49,696.00
Total State Share (50%)	5,033,947.00
District Share (50%)	5,033,947.00
Total Project Cost	\$10,067,894.00

PROJECT FINANCING

<u>State Share</u>	
This Project	\$5,033,947.00
<u>District Share</u>	
Cash Contribution	5,033,947.00
Financial Hardship	
Total Project Cost	\$10,067,894.00

HISTORY OF PROJECT COST AND APPORTIONMENT

	Fund Code	Proposition	Previously Authorized	Authorized This Action	Unfunded Approval This Action
<u>State Share</u>					
New Construction/Additional Grant	951-500	51	\$4,838,912.00	\$195,035.00	\$195,035.00
<u>District Share</u>					
Cash Contribution			4,838,912.00	195,035.00	
Financial Hardship					
Total			\$9,677,824.00	\$390,070.00	\$195,035.00

Funding Source(s): Proposition 51 Bonds/2016-Nov.

Pursuant to the Board's action on March 11, 2009, this application has been approved and placed on the Unfunded List (Lack of AB 55 Loans). This approval does not constitute a guarantee or commitment of future State funding.

Amounts shown for financial hardship assistance are subject to adjustment as a result of a review of the District's financial records pursuant to Regulation Section 1859.81(a) at the time of apportionment.

The District shall ensure that it is in compliance with all applicable laws, regulations and certifications it made on the program forms.

Based on the Board's action on June 5, 2017, this project is subject to the Grant Agreement submittal pursuant to School Facility Program Regulation Section 1859.90.4.

The District is responsible for ensuring that the project is compliant with Prevailing Wage Monitoring and/or Labor Compliance Program requirements at the time construction contracts are executed and/or construction commenced.

Errors and Omissions - Staff is requesting approval of \$195,035 in additional site acquisition grants that were inadvertently omitted from the unfunded item at the February 26, 2020 SAB meeting.

APPLICANT DATA

Application No: 55/64733-00-026
County: Los Angeles
Applicant: Los Angeles Unified

Site Name: Monroe (James) High
Industry Sector: Engineering and Architecture
Pathway: Engineering Design

PROJECT DATA

Type of Project: New Construction
Reservation of Funds: No
Loan Requested: No
Qualifying SFP Project: 58/67433-00-003
Number of CTE Classrooms: 1
SFP Classroom Allowance Deduction:

GRANT DATA

Eligible Project Costs (50%)
Construction: \$2,318,985.00
Equipment: 523,281.00
Site Development:
SFP Deduction: 0.00
Total State Share (50%) 2,842,266.00
District Share (50%) 2,842,266.00
Total Project Costs **\$5,684,532.00**

PROJECT FINANCIING

	Fund Code	Proposition	Previously Authorized	Authorized This Action	State Apportionment This Action
<u>State Share (50%)</u>					
CTEFP	051-600	51	\$2,834,843.00	\$7,423.00	\$7,423.00
<u>District Share (50%)</u>					
Cash Contribution			2,834,843.00	7,423.00	
Total Project Cost			\$5,669,686.00	\$14,846.00	\$7,423.00

Funding Source(s): Proposition 51 Bonds/2016-Nov.

Pursuant to the Board's action on March 25, 2020, the District is required to submit a complete Fund Release Authorization (Form SAB 50-05) on or before June 23, 2020; otherwise, the apportionment will be rescinded without further Board action and will receive a new Unfunded Approval date of June 23, 2020.

Based on the Board's action on June 5, 2017, this project is subject to the Grant Agreement submittal pursuant to School Facility Program Regulation Section 1859.90.4.

Pursuant to School Facility Program Regulation Section 1859.199, the State portion of any and all project savings realized from the funding of a Career Technical Education Facilities Program Project must be returned to the State.

The Applicant shall ensure that it is in compliance with all applicable laws, regulations and certifications it made on the program forms.

The Applicant is responsible for ensuring that the project is compliant with Prevailing Wage Monitoring and/or Labor Compliance Program requirements at the time construction contracts are executed and/or construction commenced.

Errors & Omissions: This item adjusts for equipment costs previously disallowed.

SCHOOL DISTRICT DATA

Application No: 57/67058-00-019
School District: Desert Sands Unified

County: Riverside
School Name: La Quinta Middle

PROJECT DATA

Type of Project:	Middle School	Application Filing Basis:	Site Specific
Pupils Assigned (Under 50 Yrs)			
K-6:			
7-8:	412		
9-12:			
Non-Severe:	13		
Severe:			
Financial Hardship Requested:	No	Recommended Acres:	23.2
Alternative Education School:	No	Existing Acres:	22.32

ADJUSTED GRANT DATA**PROJECT FINANCING**

Modernization Grant – Under 50 Yrs	\$2,197,185.00	State Share	
Fire Detection Alarm	67,140.00	This Project	\$2,446,753.00
Geographic Index Factor 5%	116,512.00		
Accessibility/Fire Code Req.	65,916.00	District Share	
Total State Share (60%)	2,446,753.00	Cash Contribution	1,631,169.00
District Share (40%)	1,631,169.00	Financial Hardship	
Total Project Cost	\$4,077,922.00	Total Project Cost	\$4,077,922.00

HISTORY OF PROJECT COST AND APPORTIONMENT

	Fund Code	Proposition	Previously Authorized	Authorized This Action	Unfunded Approval This Action
State Share					
Modernization/Additional Grant	951-570	51	\$2,414,571.00	\$32,182.00	\$32,182.00
District Share					
Cash Contribution			1,609,714.00	21,455.00	
Total			\$4,024,285.00	\$53,637.00	\$32,182.00

Funding Source(s): Proposition 51 Bonds/2016-Nov.

Pursuant to the Board's action on March 11, 2009, this application has been approved and placed on the Unfunded List (Lack of AB 55 Loans). This approval does not constitute a guarantee or commitment of future State funding.

The District shall ensure that it is in compliance with all applicable laws, regulations and certifications it made on the program forms.

Based on the Board's action on June 5, 2017, this project is subject to the Grant Agreement submittal pursuant to School Facility Program Regulation Section 1859.90.4.

The District is responsible for ensuring that the project is compliant with Prevailing Wage Monitoring and/or Labor Compliance Program requirements at the time construction contracts are executed and/or construction commenced.

Errors and Omissions: Staff is recommending an increase to the previously approved item dated February 26, 2020 to provide 7-8 pupil grants previously counted as K-6 pupil grants for a 6-8 school site.

APPLICANT DATA

Application No: 59/64733-00-031
County: Los Angeles
Applicant: Los Angeles Unified

Site Name: Sun Valley High
Industry Sector: Arts, Media, and Entertainment
Pathway: Production and Managerial Arts

PROJECT DATA

Type of Project: Modernization
Reservation of Funds: Yes
Loan Requested: No
Qualifying SFP Project:
Number of CTE Classrooms: 3
SFP Classroom Allowance Deduction:

GRANT DATA

Eligible Project Costs (50%)
Construction: \$935,269.00
Equipment: 230,250.00
Site Development:
SFP Deduction: 0.00
Total State Share (50%) 1,165,519.00
District Share (50%) 1,165,519.00
Total Project Costs **\$2,331,038.00**

PROJECT FINANCIING

	Fund Code	Proposition	Previously Authorized	Authorized This Action	Unfunded Approval This Action
<u>State Share (50%)</u>					
CTEFP	951-600	51	\$1,147,372.00	\$18,147.00	\$18,147.00
<u>District Share (50%)</u>					
Cash Contribution			1,147,372.00	18,147.00	
Total Project Cost			<u>\$2,294,744.00</u>	<u>\$36,294.00</u>	<u>\$18,147.00</u>

Funding Source(s): Proposition 51 Bonds/2016-Nov.

Pursuant to the Board's action on March 11, 2009, this application is presented for unfunded approval and placement on the Unfunded List (Lack of AB 55 Loans). This approval does not constitute a guarantee or commitment of future State funding.

Pursuant to School Facility Program Regulation Section 1859.90.4, the applicant is required to submit a signed Grant Agreement for the project prior to or concurrent with a request for the release of funds.

Pursuant to School Facility Program Regulation Section 1859.199, the State portion of any and all project savings realized from the funding of a Career Technical Education Facilities Program project must be returned to the State.

The Applicant shall ensure that it is in compliance with all applicable laws, regulations and certifications it made on the program forms.

The Applicant is responsible for ensuring that the project is compliant with Prevailing Wage Monitoring and/or Labor Compliance Program requirements at the time construction contracts are executed and/or construction commenced.

The Applicant has requested a Reservation of Funds. Pursuant to School Facility Program Regulation Section 1859.197, the Applicant is required to submit the California Department of Education plan approval and the Division of the State Architect approved plans and specifications to the Office of Public School Construction within 12 months of receiving an Apportionment. If this requirement is not met, the Apportionment will be rescinded without further Board action.

Errors & Omissions: This item adjusts for equipment costs previously disallowed.

SCHOOL DISTRICT DATA

Application Number: 54/64733-00-011
 County: Los Angeles
 Financial Hardship: No

School District: Los Angeles Unified
 School Name: Camino Nuevo Charter
 Date of Financial Hardship Status: NA

PURPOSE OF REPORT

To recommend accounting revisions to close out a completed project.

DESCRIPTION

A review of expenditures reported by the District has been made in accordance with School Facility Program (SFP) Regulation Section 1859.106 and the revisions indicated are necessary to close out this completed project.

A review of expenditures reported by the District indicates that per SFP Regulation Sections 1859.74 and 1859.106, the District was over-funded for hazardous waste and Department of Toxic Substances Control (DTSC), in the amount of \$59,304.00. The District has concurred with the findings and agrees to return the State funds in the amount of \$59,304.00.

Detail of Final Cost & Financing

Budget Item	Currently Approved	Required Change	Revised Approval
SFP New Construction	\$4,450,782.00	-	\$4,450,782.00
SFP Multi Level Construction	534,094.00	-	534,094.00
SFP Site Acquisition	6,225,000.00	-	6,225,000.00
SFP Site Other	249,000.00	-	249,000.00
SFP Service Site	1,836,041.00	-	1,836,041.00
SFP General Site	338,927.00	-	338,927.00
SFP Offsite	191,564.00	-	191,564.00
SFP Utilities	17,871.00	-	17,871.00
SFP Urban Security	3,065,218.00	-	3,065,218.00
SFP Site DTSC Fee	13,852.00	(13,852.00)	-
SFP Site Hazardous Removal	15,800.00	(15,800.00)	-
SFP Fire Detection/Alarm	5,622.00	-	5,622.00
SFP Fire Sprinklers	77,272.00	-	77,272.00
SFP Prevailing Wage Monitoring	42,553.00	-	42,553.00
SFP CSFA Lease Amount	11,411,799.00	(29,652.00)	11,382,147.00
Total State Apportionment	\$28,475,395.00	\$(59,304.00)	\$28,416,091.00

Financing	Currently Approved	Required Change	Revised Approval
State (SFP)	\$17,063,596.00	\$ (29,652.00)	\$17,033,944.00
CSFA Lease Amount	11,411,799.00	(29,652.00)	11,382,147.00
District Contribution	5,651,797.00	-	5,651,797.00
Total Project Costs	\$34,127,192.00	\$ (59,304.00)	\$34,067,888.00

RECOMMENDATIONS

1. Approve a decrease of \$59,304.00 in the total project cost from \$34,127,192.00 to \$34,067,888.00.
2. Approve a decrease of \$29,652.00 in the State Apportionment [Bonds/2004-Mar.; 055-541 (\$13,852.00); Bonds/2004-Mar.; 055-542 (\$15,800.00)] from \$17,063,596.00 to \$17,033,944.00.
3. Approve a decrease of \$29,652.00 in the CSFA Lease Amount [Bonds/2004-Mar.; 055-541 (\$13,852.00); Bonds/2004-Mar.; 055-542 (\$15,800.00)] from \$11,411,799.00 to \$11,382,147.00.
4. Require the District to return State Funds in the amount of \$59,304.00.

SCHOOL DISTRICT DATA

Application Number: 54/67439-00-006
 County: Sacramento
 Financial Hardship: No

School District: Sacramento City Unified
 School Name: Language Academy of Sacramento
 Date of Financial Hardship Status: N/A

PURPOSE OF REPORT

To recommend accounting revisions to close out a completed project.

DESCRIPTION

A review of expenditures reported by the District has been made in accordance with School Facility Program (SFP) Regulation Section 1859.106 and the revisions indicated are necessary to close out this completed project.

This is a Charter School Facilities Program (CSFP) project and has savings in the amount of \$11,388.10. SFP Regulation Section 1859.169.1 states "Projects funded under the CSFP do not generate savings pursuant to Section 1859.103. In addition, State funds remaining at the completion of the project may not be used to satisfy the local matching share obligation. Remaining funds must be returned to the State." The Charter School has concurred with the findings and agrees to return the State funds in the amount of \$11,388.10.

Detail of Final Cost & Financing

Budget Item	Currently Approved	Required Change	Revised Approval
SFP New Construction	\$610,560.00	\$(5,694.05)	\$604,865.95
SFP Urban Security	128,181.00	-	128,181.00
SFP Fire Code Compliance	18,317.00	-	18,317.00
SFP Prevailing Wage Monitoring	1,893.00	-	1,893.00
SFP CSFA Lease Amount	676,562.94	(5,694.05)	670,868.89
Total State Apportionment	\$1,435,513.94	\$(11,388.10)	\$1,424,125.84

Financing	Currently Approved	Required Change	Revised Approval
State (SFP)	\$758,951.00	\$(5,694.05)	\$753,256.95
CSFA Lease Amount	676,562.94	(5,694.05)	670,868.89
District Contribution	82,388.06	-	82,388.06
Total Project Costs	\$1,517,902.00	\$(11,388.10)	\$1,506,513.90

RECOMMENDATIONS

1. Approve a decrease of \$11,388.10 in the total project cost from \$1,517,902.00 to \$1,506,513.90.
2. Approve a decrease of \$5,694.05 in the State Apportionment [Bonds/2002-Nov.; 047-510] from \$758,951.00 to \$753,256.95.
3. Approve a decrease of \$5,694.05 in the CSFA Lease Amount [Bonds/2002-Nov.; 047-510] from \$676,562.94 to \$670,868.89.
4. Require the District to return State funds in the amount of \$11,388.10

SCHOOL DISTRICT DATA

Application Number: 57/10199-00-022
 County: Los Angeles
 Financial Hardship: Yes

School District: Los Angeles County Office of Education
 School Name: Salk (Jonas)
 Date of Financial Hardship Status: November 24, 2009

The District qualifies for financial hardship pursuant to SFP Regulation Section 1859.81(c)(3).

PURPOSE OF REPORT

To recommend accounting revisions to close out a completed project.

DESCRIPTION

A review of expenditures reported by the District has been made in accordance with School Facility Program (SFP) Regulation Section 1859.106 and the revisions indicated are necessary to close out this completed project.

This is a Financial Hardship project and has savings in the amount of \$84,824.00. SFP Regulation Section 1859.103 states that "the State's portion of any savings declared by the district or determined by the OPSC by audit must be used to reduce the SFP financial hardship grant of that project ... any interest earned on a financial hardship project not expended on eligible project expenditures will be treated as savings and will be used to reduce the SFP financial hardship grant for that project." The District has concurred with the findings and agrees to return the State funds in the amount of \$84,824.00.

Detail of Final Cost & Financing

Budget Item	Currently Approved	Required Change	Revised Approval
SFP Modernization	\$778,248.00	\$(50,894.40)	\$727,353.60
SFP Small School	31,130.00	-	31,130.00
SFP Fire Code Compliance	244,018.00	-	244,018.00
SFP Financial Hardship	716,038.00	(33,929.60)	682,108.40
SFP Fire Detection/Alarm	17,982.00	-	17,982.00
SFP Prevailing Wage Monitoring	2,678.00	-	2,678.00
Total State Apportionment	\$1,790,094.00	\$(84,824.00)	\$1,705,270.00

Financing	Currently Approved	Required Change	Revised Approval
State (SFP)	\$1,074,056.00	\$(50,894.40)	\$1,023,161.60
Financial Hardship	716,038.00	(33,929.60)	682,108.40
Total Project Costs	\$1,790,094.00	\$(84,824.00)	\$1,705,270.00

RECOMMENDATIONS

1. Approve a decrease of \$84,824.00 in the total project cost from \$1,790,094.00 to \$1,705,270.00.
2. Approve a decrease of \$50,894.40 in the State Apportionment [Bonds/2006-Nov.; 057-570] from \$1,074,056.00 to \$1,023,161.60.
3. Approve a decrease of \$33,929.60 in the Financial Hardship [Bonds/2006-Nov.; 057-570] from \$716,038.00 to \$682,108.40.
4. Require the District to return State funds in the amount of \$84,824.00.

SCHOOL DISTRICT DATAApplication Number: 59/64733-39-001School District: Los Angeles UnifiedCounty: Los AngelesSchool Name: Reseda Senior HighFinancial Hardship: No**PURPOSE OF REPORT**

To recommend accounting revisions to close out a completed project.

DESCRIPTION

A review of expenditures reported by the District has been made in accordance with School Facility Program (SFP) Regulation Section 1859.106 and the revisions indicated are necessary to close out this completed project.

This is a Career Technical Education Facilities Program project and has savings in the amount of \$174,978.86. SFP Regulation Section 1859.199 states "an applicant district may not retain savings realized by a Career Technical Education Facilities Project." The District has concurred with the findings and agrees to return the State funds in the amount of \$87,489.43.

Detail of Final Cost & Financing

Budget Item	Currently Approved	Required Change	Revised Approval
SFP Modernization	\$1,440,259.00	\$(87,489.43)	\$1,352,769.57
SFP CTE Equipment	59,741.00	-	59,741.00
Total State Apportionment	\$1,500,000.00	\$(87,489.43)	\$1,412,510.57

Financing	Currently Approved	Required Change	Revised Approval
State (SFP)	\$1,500,000.00	\$(87,489.43)	\$1,412,510.57
District Contribution	1,500,000.00	(87,489.43)	1,412,510.57
Total Project Costs	\$3,000,000.00	\$ (174,978.86)	\$2,825,021.14

RECOMMENDATIONS

1. Approve a decrease of \$174,978.86 in the total project cost from \$3,000,000.00 to \$2,825,021.14.
2. Approve a decrease of \$87,489.43 in the District Contribution from \$1,500,000.00 to \$1,412,510.57.
3. Approve a decrease of \$87,489.43 in the State Apportionment [Bonds/2006-Nov.; 057-600] from \$1,500,000.00 to \$1,412,510.57.
4. Require the District to return State funds in the amount of \$87,489.43.

REPORT OF THE EXECUTIVE OFFICER
State Allocation Board Meeting, March 25, 2020

SCHOOL DISTRICT DATA

School District: Sonora Elementary
Application Number(s): 57/72371-00-003

County: Tuolumne
School Name: Sonora Elementary

PURPOSE OF REPORT

To present a School Facility Program (SFP) Modernization project for rescission.

DESCRIPTION

The unfunded approval for this project was approved at the December 9, 2019 State Allocation Board meeting. The Office of Public School Construction is presenting the project for rescission as the funding of the project was conditional on the District providing confirmation that the requirements of Labor Code Section 1773.3 were met. The District did not comply with this provision of the Labor Code, therefore, this project must be rescinded.

AUTHORITY

The Application for Funding (Form SAB 50-04) states in part, "The district will comply with all laws pertaining to the construction or modernization of its school building".

California Labor Code § 1773.3 (a) (1) states, "An awarding agency shall provide notice to the Department of Industrial Relations of any public works contract subject to the requirements of this chapter, within 30 days of the award, but in no event later than the first day in which a contractor has workers employed upon the public work".

Application No.	Total Number of Pupils – K-6	Unfunded Approval Date	Unfunded Amount
57/72371-00-003	437	12/09/2019	\$2,271,493

RECOMMENDATIONS

1. Rescind the District's application listed above.
2. Approve a decrease of \$2,271,493.00 [Bonds/2016-Nov.; 951-570] in the Unfunded Approval from \$2,271,493.00 to \$0.
3. Approve the return of 437 (K-6) pupil grants to the District's Modernization baseline.

REPORT OF THE EXECUTIVE OFFICER
State Allocation Board Meeting, March 25, 2020

SCHOOL DISTRICT DATA

School District: Sonora Elementary
Application Number(s): 57/72371-00-004

County: Tuolumne
School Name: Sonora Elementary

PURPOSE OF REPORT

To present a School Facility Program (SFP) Modernization project for rescission.

DESCRIPTION

The unfunded approval for this project was approved at the December 9, 2019 State Allocation Board meeting. The Office of Public School Construction is presenting the project for rescission as the funding of the project was conditional on the District providing confirmation that the requirements of Labor Code Section 1773.3 were met. The District did not comply with this provision of the Labor Code, therefore, this project must be rescinded.

AUTHORITY

The Application for Funding (Form SAB 50-04) states in part, "The district will comply with all laws pertaining to the construction or modernization of its school building".

California Labor Code § 1773.3 (a) (1) states, "An awarding agency shall provide notice to the Department of Industrial Relations of any public works contract subject to the requirements of this chapter, within 30 days of the award, but in no event later than the first day in which a contractor has workers employed upon the public work".

Application Number	Total Number of Pupils – K-6	Total Number of Pupils – 7-8	Total Number of Pupils – Non-Severe	Unfunded Approval Date	Unfunded Amount
57/72371-00-004	199	22	13	12/09/2019	\$1,300,338

RECOMMENDATIONS

1. Rescind the District's application listed above.
2. Approve a decrease of \$1,300,338.00 [Bonds/2016-Nov.; 951-570] in the Unfunded Approval from \$1,300,338.00 to \$0.
3. Approve the return of 199 (K-6), 22 (7-8), and 13 (Non-Severe) pupil grants to the District's Modernization baseline.

State of California
State Allocation Board

Full-Day Kindergarten Facilities Grant Program

This Resolution of the State Allocation Board (hereafter referred to as the “Board”) is applicable to the appropriate sections of the Education Code and is described and filed in the office of the Executive Officer and will be made available to all interested parties as the Resolution pertains to the documents attached hereto. Said documents were acted upon by the Board at its meeting on March 25, 2020.

WHEREAS, the Board has determined to be approvable a number of projects for new construction or retrofit eligibility of kindergarten facilities for school districts, it is making apportionments and/or adjustments for the grant amounts for projects that meet the Board’s criteria for the apportionment of grants pursuant to Education Code Section 17375.

NOW THEREFORE, BE IT RESOLVED:

1. The Board anticipates that the school district(s) will pay certain capital expenditures in connection with some or all of the project(s) cost.
2. The Board, acting on behalf of the State, hereby declares that it is the State’s official intent to use General Fund proceeds that are available for such purpose, consistent with the requirements of law that are in effect at the time the funds are available, to provide grants, in accordance with applicable laws and regulations.
3. This Resolution shall be continuously available for inspection by the general public during normal business hours at the office of the Board at 707 Third Street, 6th Floor, West Sacramento, California, commencing within one week after the date of enactment of this Resolution.

SCHOOL DISTRICT DATA

School District: Anaheim Elementary
Application Number: 70/66423-00-001
Total District Enrollment: 17,342

County: Orange
School Name: Roosevelt Elementary
Project Grade Level: Kindergarten
Financial Hardship: No

PURPOSE OF REPORT

State Allocation Board approval for the Full-Day Kindergarten Facilities Grant Program (FDKFGP) New Construction project.

Grant Amount: \$425,821.00

DESCRIPTION

The District requested grants equal to 25 pupils, as well as the supplemental grants for Automatic Fire Detection/Alarm System, Automatic Sprinkler System, and Site Development. The District received 25 preference points. The project was withheld from funding items presented at the October 23, 2019 State Allocation Board Meeting, due to a Financial Hardship Appeal. Since the October 23, 2019 State Allocation Board Meeting, an approved project has rescinded the District's project approval and another project received an amendment for the project approval to remove a grant for work that was not included in the final plans and specifications. Due to the rescinded project and the amended project, the additional funds that were made available have provided enough funding to fully apportion the Roosevelt Elementary project, regardless of the result of the appeal.

AUTHORITY

Attachment A

BACKGROUND

The District submitted a New Construction application during the first FDKFGP funding round, which took place from May 1, 2019 through May 30, 2019.

RECOMMENDATION

Approve the full funding on Attachment B for Roosevelt Elementary New Construction project.

ATTACHMENT A

AUTHORITY

Article 1. Full-Day Kindergarten Facilities Grant Program 17375.

Education Code (EC) Section 17375 states, “The State Allocation Board shall award grants to school districts that lack the facilities to provide full-day kindergarten as required for eligibility pursuant to Sections 17071.25 and 17072.10 or that lack facilities that satisfy the design requirements required for new kindergarten classrooms as specified in paragraph (2) of subdivision (h) of Section 14030 of Title 5 of the California Code of Regulations.

(2) Priority for grants shall be given to school districts that meet either of the following criteria:

(A) The school district is financially unable to contribute a portion of, or all of, the local matching share required pursuant to paragraph (3), and meets the requirements for financial hardship pursuant to Section 17075.10.

(B) The school district is located in an underserved community with a high population of pupils who are eligible for free or reduced-price meals pursuant to Section 42238.01.

(3) Except for school districts that meet the requirements for financial hardship pursuant to Section 17075.10, a school district that applies for a grant pursuant to this section for new construction shall provide 50 percent of the cost of the project, and a school district that applies for a grant pursuant to this section for a retrofit project shall provide 40 percent of the cost of the project.

(c) (1) The State Allocation Board shall release disbursements of grant funds to school districts with approved applications for new construction, to the extent funds are available for the state’s 50 percent matching share, if the school district has provided its 50 percent local matching share, unless the school district meets the requirements for financial hardship pursuant to Section 17075.10, and upon certification by the school district that the school district has entered into a binding contract for completion of the approved project.”

FDKFGP Regulation Section 1860.16(e) states in part:

(e) For New Construction Grant or Retrofit Grant funding, without a request for an advance release of funds pursuant to Sections 1860.7(a) and 1860.7(c), a valid Fund Release Request (Form SAB 70-02) with all required approvals must be submitted within 180 days of Apportionment. If a valid Form SAB 70-02 is not received within 180 days of Apportionment, the Apportionment shall be rescinded.

SAB Meeting: March 25, 2020

FDKFGP – New Construction

SCHOOL DISTRICT DATA

Application No: 70/66423-00-001

County: Orange

School District: Anaheim Elementary

School Name: Roosevelt Elementary

PROJECT DATA

Type of Project:	New Construction	Application Filing Basis:	Site Specific
Pupils Assigned:	25		
Classroom(s):	1		
Financial Hardship Requested:	No	Recommended Acres:	6.54
Preference Points:	25	Existing Acres:	14.7

ADJUSTED GRANT DATA**PROJECT FINANCING**

New Construction	\$311,275.00	<u>State Share</u>	
Automatic Fire Detection/Alarm	375.00	This Project	\$425,821.00
Automatic Sprinkler	5,225.00		
Site Development	108,946.00	<u>District Share</u>	
Total State Share (50%)	425,821.00	Cash Contribution	425,821.00
District Share (50%)	425,821.00	Financial Hardship	
Total Project Cost	\$851,642.00	Total Project Cost	\$851,642.00

HISTORY OF PROJECT COST AND APPORTIONMENT

	Fund Code	Previously Authorized	Authorized This Action	Apportionment This Action
<u>State Share</u>				
New Construction/Additional Grant	1027-1819		\$ 425,821.00	\$ 425,821.00
<u>District Share</u>				
Cash Contribution			425,821.00	
Financial Hardship				
Total			\$ 851,642.00	\$ 425,821.00

Funding Source: General Fund Full-Day Kindergarten Facilities Grant Program

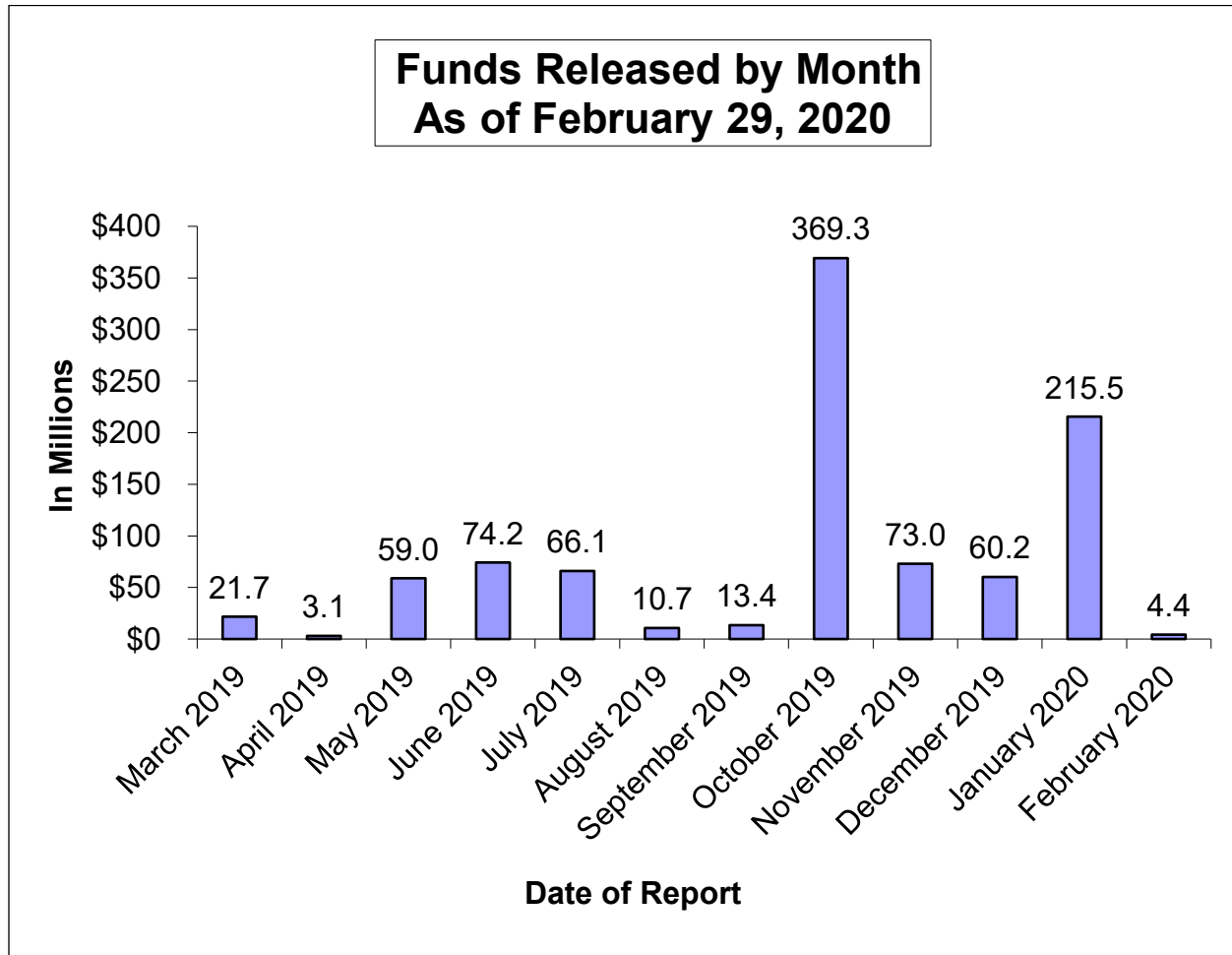
The District shall ensure that it is in compliance with all applicable laws, regulations and certifications it made on the program forms.

This project is subject to the Grant Agreement submittal pursuant to Regulation Section 1860.17.

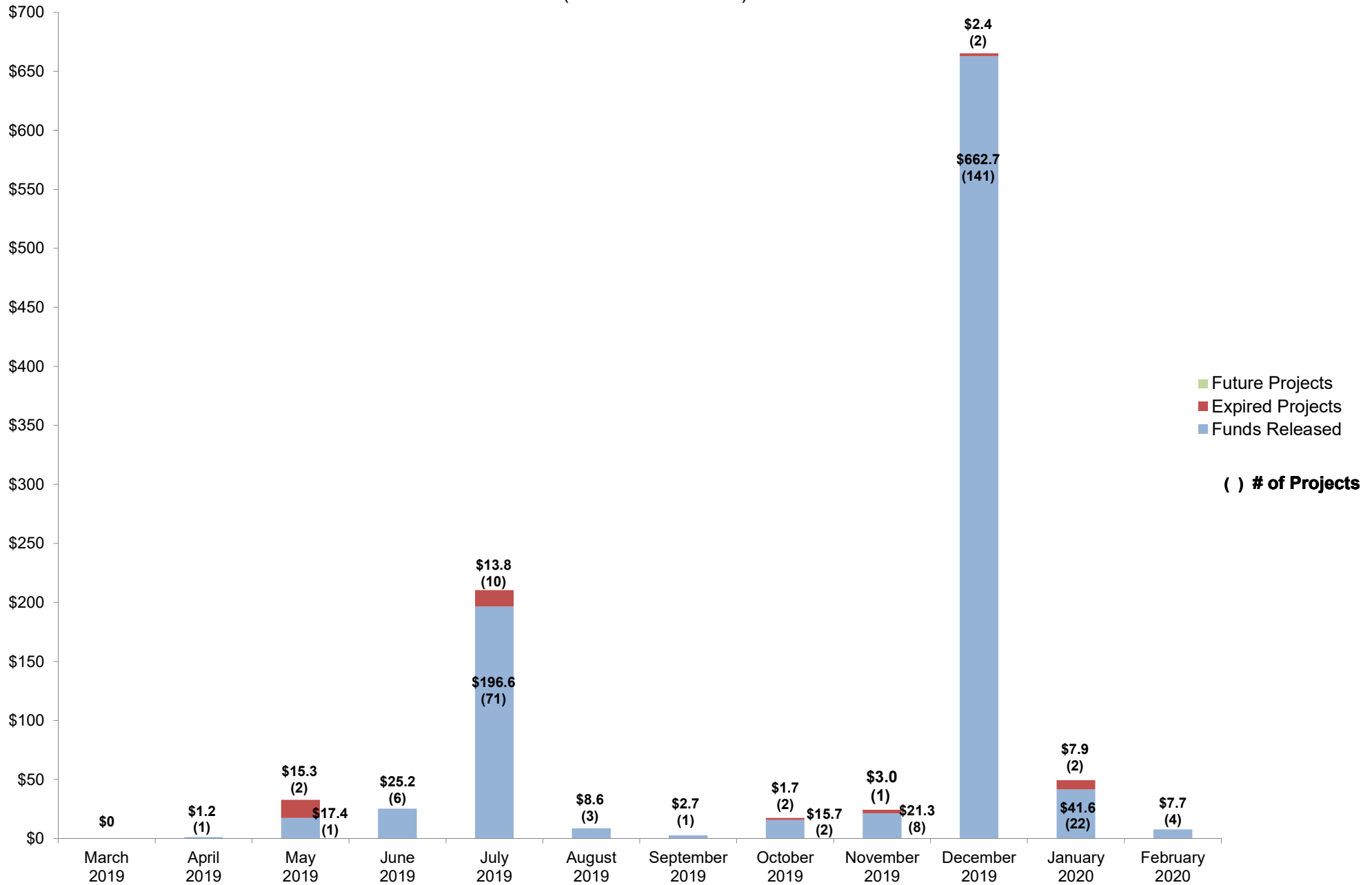
The District is responsible for ensuring that the project is compliant with Prevailing Wage Monitoring and/or Labor Compliance Program requirements at the time construction contracts are executed and/or construction commenced.

Pursuant to Regulation Section 1860.19(a), any savings remaining after one year from the completion of the project, as specified in Regulation Section 1860.18, must be returned to the State.

STATUS OF FUND RELEASES



Status of School Facility Program Apportionments Set to Expire
due to Time Limit on Fund Release, as of February 26, 2020 SAB
(in millions of dollars)



SCHOOL FACILITY PROGRAM

Available Funds (in Millions) As of March 25, 2020

Prop. 51 - \$7 Billion - November 2016									
Program	Original Bond Allocation	Remaining Bond Authority as of February 26, 2020	Estimated Approvals for March 25, 2020	Special Items/PIF	Remaining Bond Authority as of March 25, 2020 (excludes Unfunded Approvals)	Accumulated Unfunded Approvals as of February 26, 2020	Estimated Unfunded Approvals for March 25, 2020	Special Items/PIF	Remaining Bond Authority as of March 25, 2020 (includes Unfunded Approvals)
New Construction	\$3,000.0	\$1,978.9			\$1,978.9	-\$759.9	-\$26.9		\$1,192.1
Modernization	3,000.0	2,413.6			2,413.6	-430.5	-63.0		1,920.1
Career Technical Education	500.0	284.6			284.6	-26.3			258.3
Charter School	500.0	423.5			423.5	-422.8			0.7
SUBTOTAL	\$7,000.0	\$5,100.6	\$0.0	\$0.0	\$5,100.6 ^A	-\$1,639.5	-\$89.9	\$0.0	\$3,371.2

Prop. 1D - \$7.3 Billion - November 2006									
Program	Original Bond Allocation	Remaining Bond Authority as of February 26, 2020	Estimated Approvals for March 25, 2020	Special Items/PIF	Remaining Bond Authority as of March 25, 2020 (excludes Unfunded Approvals)	Accumulated Unfunded Approvals as of February 26, 2020	Estimated Unfunded Approvals for March 25, 2020	Special Items/PIF	Remaining Bond Authority as of March 25, 2020 (includes Unfunded Approvals)
New Construction	\$1,900.0	\$5.3			\$5.3				\$5.3
Seismic Repair		2.7			2.7				2.7
Modernization	3,300.0	1.8	\$0.1		1.9				1.9 ^F
Career Technical Education	500.0	14.1	0.1		14.2				14.2 ^F
High Performance Schools	100.0	0.7			0.7				0.7
Overcrowding Relief	1,000.0	12.2			12.2	-\$10.7			1.5 ^F
Charter School	500.0	158.1			158.1	-157.6			0.5 ^F
Joint Use	57.5 ^B	0.0			0.0				0.0
SUBTOTAL	\$7,357.5	\$194.9	\$0.2	\$0.0	\$195.1 ^A	-\$168.3	\$0.0	\$0.0	\$26.8

Prop. 55 - \$10 Billion - March 2004									
Program	Original Bond Allocation	Remaining Bond Authority as of February 26, 2020	Estimated Approvals for March 25, 2020	Special Items/PIF	Remaining Bond Authority as of March 25, 2020 (excludes Unfunded Approvals)	Accumulated Unfunded Approvals as of February 26, 2020	Estimated Unfunded Approvals for March 25, 2020	Special Items/PIF	Remaining Bond Authority as of March 25, 2020 (includes Unfunded Approvals)
New Construction	\$4,965.8 ^C	\$2.9 ^D			\$2.9	-\$0.8			\$2.1 ^F
Modernization	2,250.0	0.5			0.5	-0.2			0.3
Critically Overcrowded Schools	2,440.0	0.0			0.0				0.0
Charter School	300.0	16.1	\$0.1		16.2	-13.4			2.8 ^F
Joint Use	66.7 ^E	0.0			0.0				0.0
SUBTOTAL	\$10,022.5	\$19.5	\$0.1	\$0.0	\$19.6 ^A	-\$14.4	\$0.0	\$0.0	\$5.2
TOTAL PAGE 1	\$24,380.0	\$5,315.0	\$0.3	\$0.0	\$5,315.3	-\$1,822.2	-\$89.9	\$0.0	\$3,403.2

A. Balance of bonding authority excludes unfunded approvals.

B. The original bond allocation of \$29 million augmented by \$21 million from Prior Bond Funds to Joint Use at the 06/27/07 SAB meeting and \$7.5 million at the 7/23/08 SAB meeting pursuant to Assembly Bill 127, Chapter 35, Statutes of 2006 (Perata/Nunez).

C. The original bond allocation of \$4,960,000,000 augmented by \$5,831,911 from Prior Bonds at the 10/6/2010 SAB meeting.

D. It includes the transfer of Critically Overcrowded School Facilities Program Funds to New Construction (transfers in Prop. 55 includes: \$268.8 million approved at the 1/25/2006 SAB meeting, \$318.3 million approved at the 9/23/2009 SAB meeting, \$225 million approved at the 8/4/2010 SAB meeting, \$211.7 million approved at the 12/15/2010 SAB meeting, \$145 million at the 4/25/2012 SAB meeting, \$30.4 million after the 3/20/2013 SAB meeting, and \$32,297 after the 3/26/2014 SAB meeting per SFP Regulation Sections 1859.154 (c)).

E. Original bond allocation of \$50,000,000 augmented by \$15,547,233 from the State School Building Aid Fund at the 2/28/2007 SAB meeting and by \$1,232,224 from Prior Bonds at the 10/6/2010 SAB meeting.

F. Total authority is not available at this time due to outstanding accounts receivable. For Proposition 1D, \$306,752.48 for Modernization, \$87,489.43 for Career Tech, \$273,055.69 for ORG, and \$15,811.28 for Charter.

For Proposition 55, \$759,770.94 for New Construction and \$929,515.93 for Charter.

SCHOOL FACILITY PROGRAM
Available Funds (in Millions) As of March 25, 2020

Prop. 47 - \$11.4 Billion - November 2002									
Program	Original Bond Allocation	Remaining Bond Authority as of February 26, 2020	Estimated Approvals for March 25, 2020	Special Items/PIF	Remaining Bond Authority as of March 25, 2020 (excludes Unfunded Approvals)	Accumulated Unfunded Approvals as of February 26, 2020	Estimated Unfunded Approvals for March 26, 2020	Special Items/PIF	Remaining Bond Authority as of March 25, 2020 (includes Unfunded Approvals)
New Construction	\$6,250.0	\$0.9			\$0.9				\$0.9 ^B
Modernization	3,300.0	0.3			0.3	-\$0.3			0.0
Critically Overcrowded Schools	1,700.0	0.0			0.0				0.0
Charter School	100.0	10.9			10.9	-7.2			3.7 ^B
Joint Use	50.0	0.0			0.0				0.0
SUBTOTAL	\$11,400.0	\$12.1	\$0.0	\$0.0	\$12.1	^A -\$7.5	\$0.0	\$0.0	\$4.6

Prop. 1A - \$6.7 Billion - November 1998									
Program	Original Bond Allocation	Remaining Bond Authority as of February 26, 2020	Estimated Approvals for March 25, 2020	Special Items/PIF	Remaining Bond Authority as of March 25, 2020 (excludes Unfunded Approvals)	Accumulated Unfunded Approvals as of February 26, 2020	Estimated Unfunded Approvals for March 25, 2020	Special Items/PIF	Remaining Bond Authority as of March 25, 2020 (includes Unfunded Approvals)
New Construction	\$2,900.0	\$0.6			\$0.6	-\$0.6			\$0.0
Modernization	2,100.0	0.0			0.0				0.0
Hardship	1,000.0	1.0			1.0	-1.0			0.0
Class Size Reduction	700.0	0.0			0.0				0.0
SUBTOTAL	\$6,700.0	\$1.6	\$0.0	\$0.0	\$1.6	^A -\$1.6	\$0.0	\$0.0	\$0.0
TOTAL PAGE 2	\$18,100.0	\$13.7	\$0.0	\$0.0	\$13.7	-\$9.1	\$0.0	\$0.0	\$4.6
TOTAL FROM PAGE 1	\$24,380.0	\$5,315.0	\$0.3	\$0.0	\$5,315.3	-\$1,822.2	-\$89.9	\$0.0	\$3,403.2
GRAND TOTAL	\$42,480.0	\$5,328.7	\$0.3	\$0.0	\$5,329.0	-\$1,831.3	-\$89.9	\$0.0	\$3,407.8

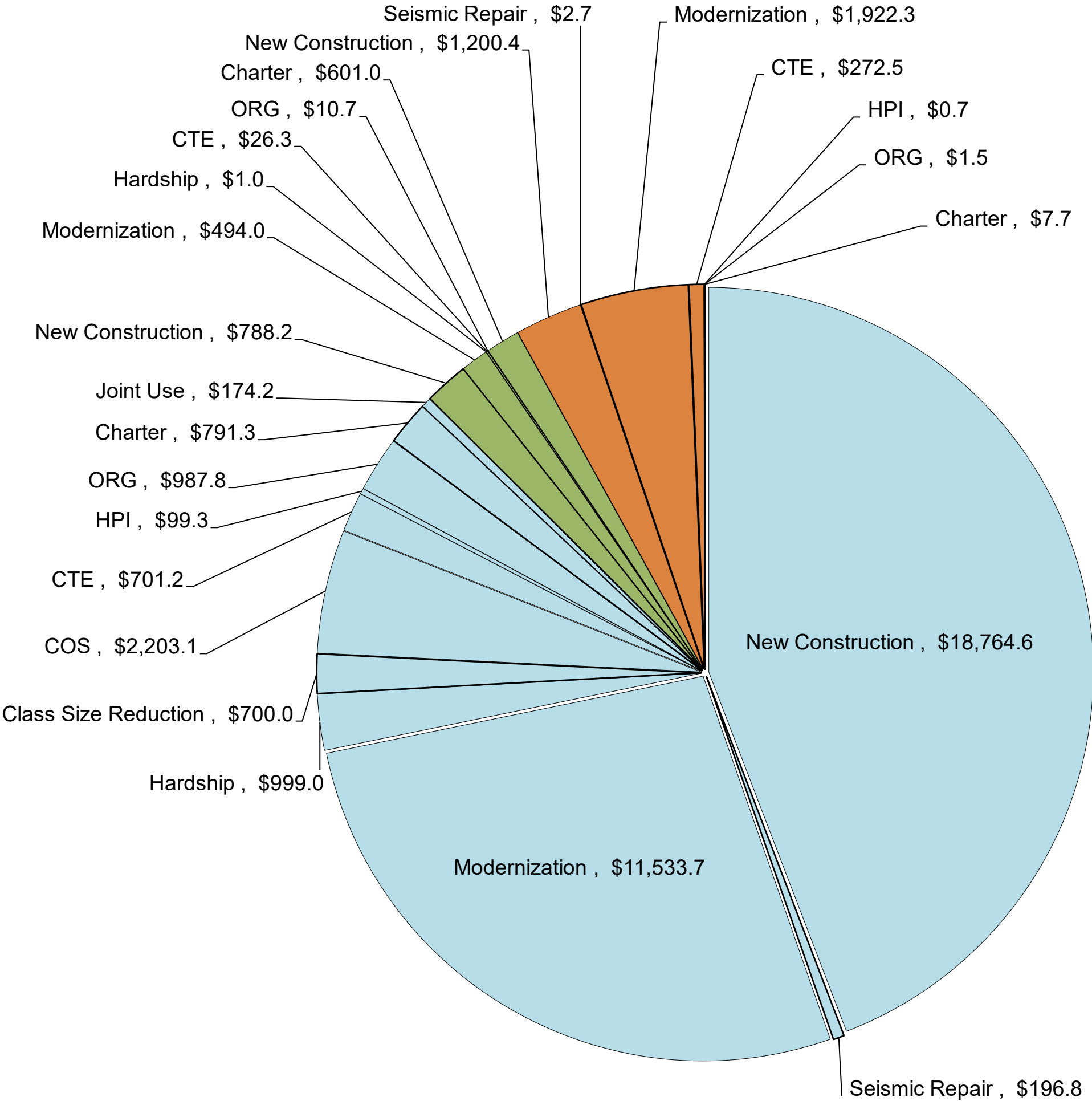
Full-Day Kindergarten Facilities Grant Program (FDKFGP)

Program	Appropriation	Remaining Bond Authority as of February 26, 2020	Estimated Approvals for March 25, 2020	Miscellaneous Adjustments for March 25, 2020	Remaining Authority as of March 25, 2020
Chapter 32, Statutes of 2018 (AB 1808) - Full-Day Kindergarten (FY 18/19)	\$100.0	\$3.2	-\$0.4		\$2.8
Chapter 51, Statutes of 2019 (SB 75) - Full-Day Kindergarten (FY 19/20)	\$300.0	\$298.7			\$298.7
TOTAL	\$400.0	\$301.9	-\$0.4	\$0.0	\$301.5

A. Balance of Bonding Authority Excludes Unfunded Approvals.

B. Total authority is not available at this time. There are outstanding accounts receivables of \$49,834.76 for New Construction and \$11,388.10 for Charter in Proposition 47.

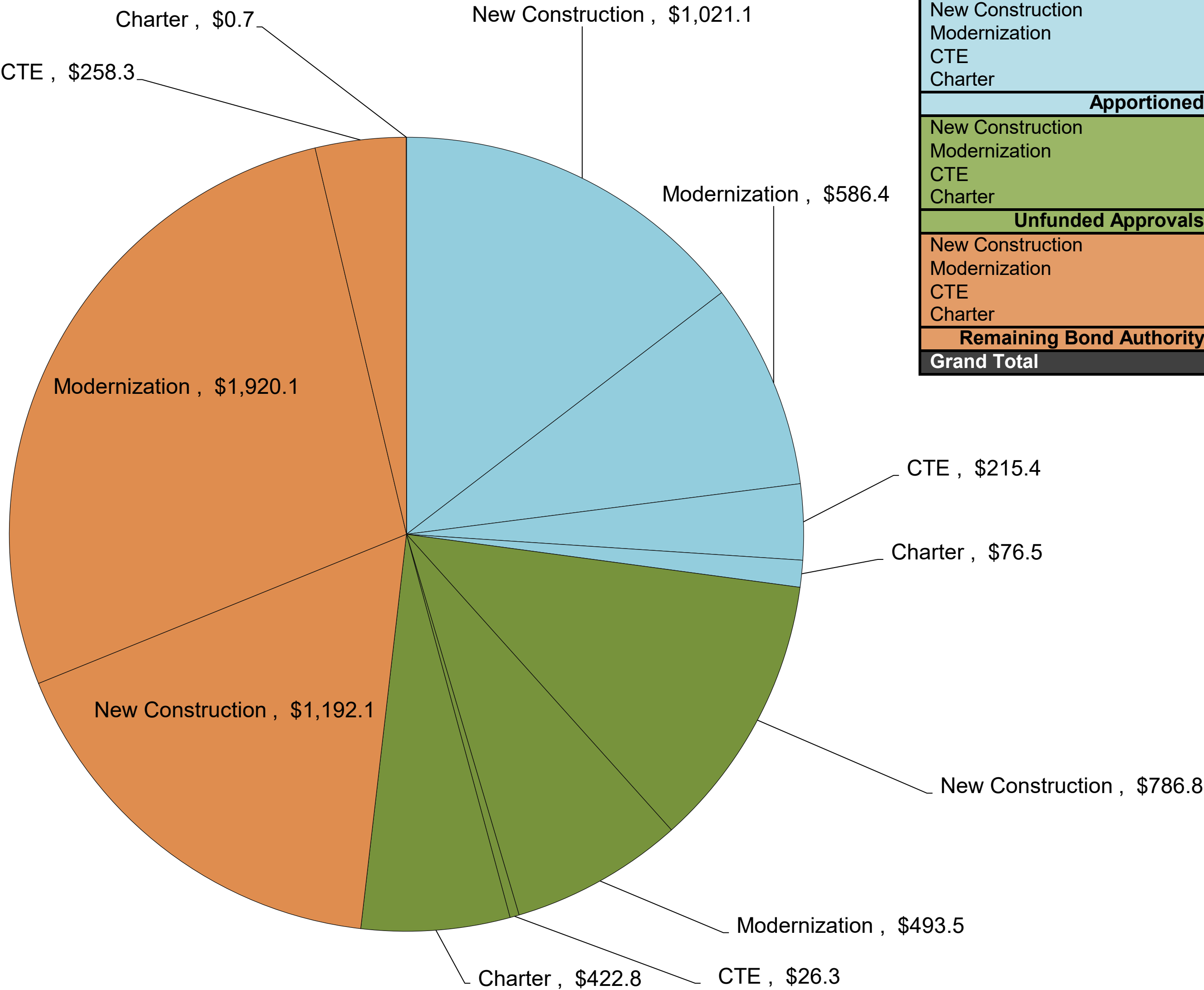
Proposition 51,1D, 55, 47, and 1A Bond Authority - \$42.480 billion (in millions of dollars)



Proposition 51, 1D, 55, 47, and 1A Totals		
New Construction*	\$	18,764.6
Seismic Repair	\$	196.8
Modernization	\$	11,533.7
Hardship	\$	999.0
Class Size Reduction	\$	700.0
COS	\$	2,203.1
CTE	\$	701.2
HPI	\$	99.3
ORG	\$	987.8
Charter	\$	791.3
Joint Use	\$	174.2
Apportioned	\$	37,151.0
		87.5%
New Construction	\$	788.2
Seismic Repair	\$	-
Modernization	\$	494.0
Hardship	\$	1.0
Class Size Reduction	\$	-
COS	\$	-
CTE	\$	26.3
HPI	\$	-
ORG	\$	10.7
Charter	\$	601.0
Joint Use	\$	-
Unfunded Approvals	\$	1,921.2
		4.5%
New Construction	\$	1,200.4
Seismic Repair	\$	2.7
Modernization	\$	1,922.3
Hardship	\$	-
Class Size Reduction	\$	-
COS	\$	-
CTE	\$	272.5
HPI	\$	0.7
ORG	\$	1.5
Charter	\$	7.7
Joint Use	\$	-
Remaining Bond Authority	\$	3,407.8
		8.0%
Grand Total	\$	42,480
		100.0%

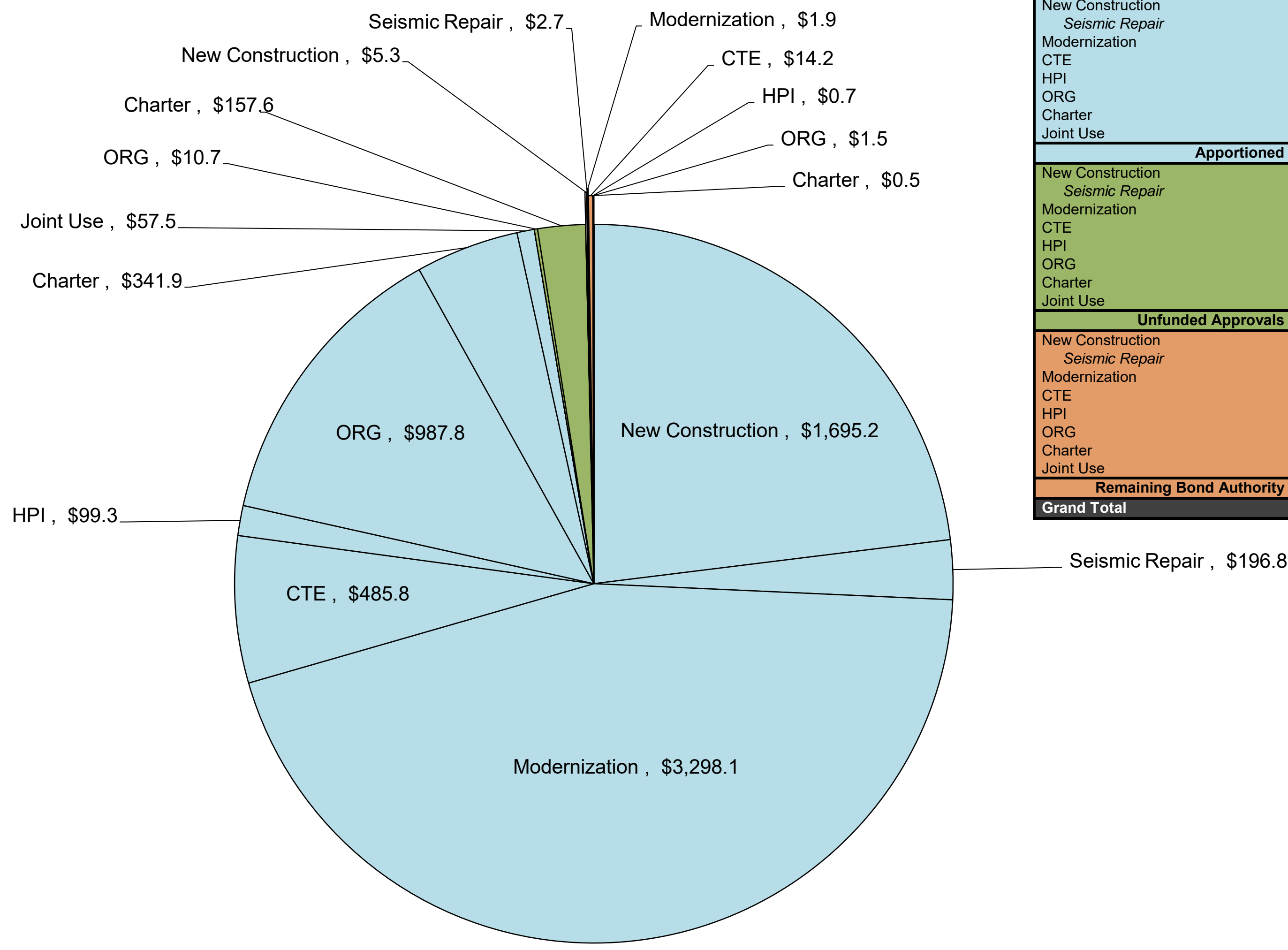
*Includes Energy Efficiency, Small High Schools, Seismic Repair, and the transfer of Critically Overcrowded School Facilities Program Funds to New Construction (\$700 million and \$68.1 million from Prop. 47; \$268.8 million, \$318.3 million, \$225 million, \$211.7 million, \$145 million, and \$30.4 million from Prop. 55). Also, Prop 55 includes \$5.8 million from the Lease Purchase Program on October 6, 2010.

Proposition 51 Bond Authority - \$7.000 billion (in millions of dollars)



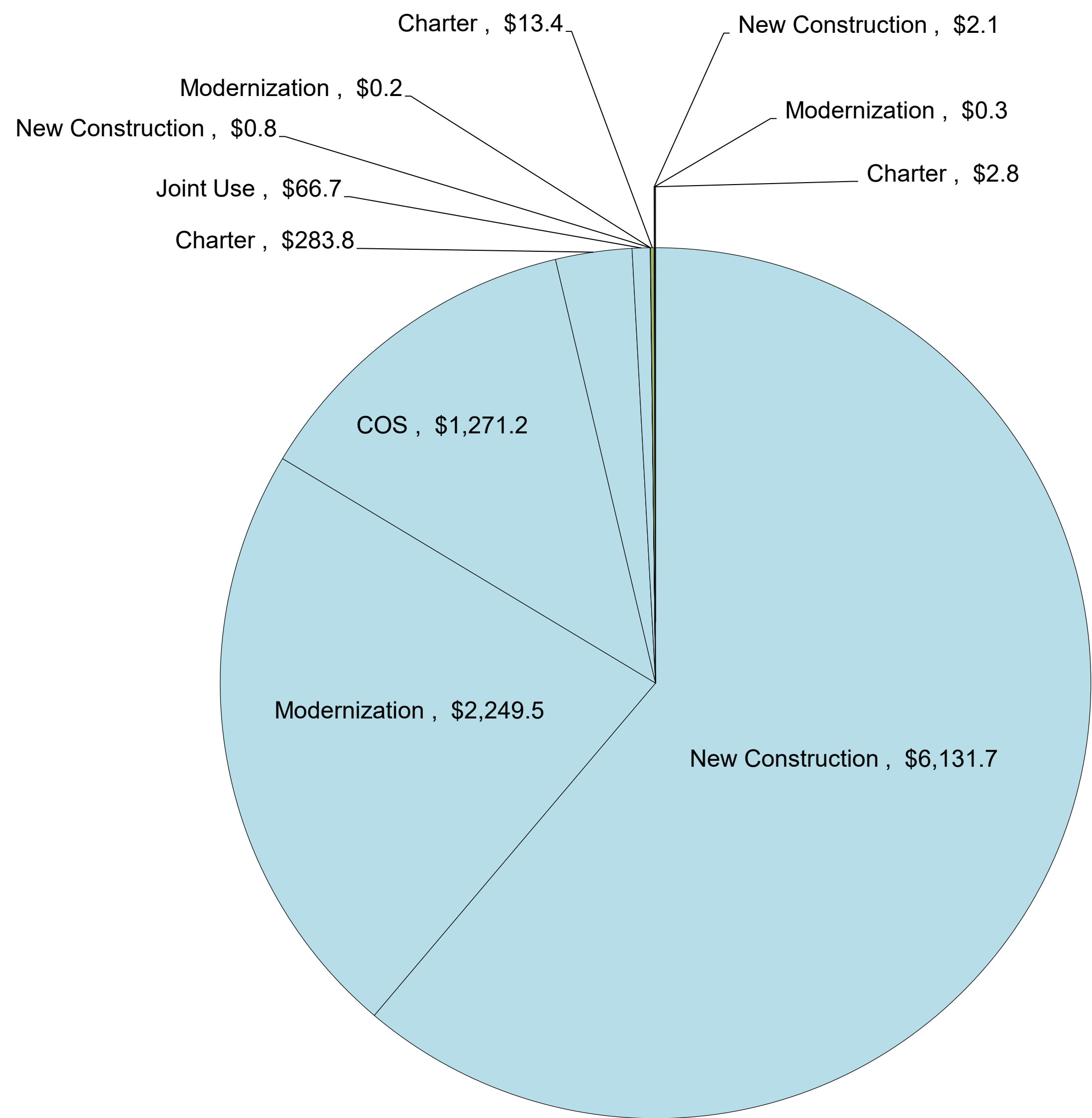
Proposition 51 Totals		
New Construction	\$ 1,021.1	
Modernization	\$ 586.4	
CTE	\$ 215.4	
Charter	\$ 76.5	
Apportioned	\$ 1,899.4	27.1%
New Construction	\$ 786.8	
Modernization	\$ 493.5	
CTE	\$ 26.3	
Charter	\$ 422.8	
Unfunded Approvals	\$ 1,729.4	24.7%
New Construction	\$ 1,192.1	
Modernization	\$ 1,920.1	
CTE	\$ 258.3	
Charter	\$ 0.7	
Remaining Bond Authority	\$ 3,371.2	48.2%
Grand Total	\$ 7,000	100.0%

Proposition 1D
 Bond Authority - \$7.358 billion
 (in millions of dollars)



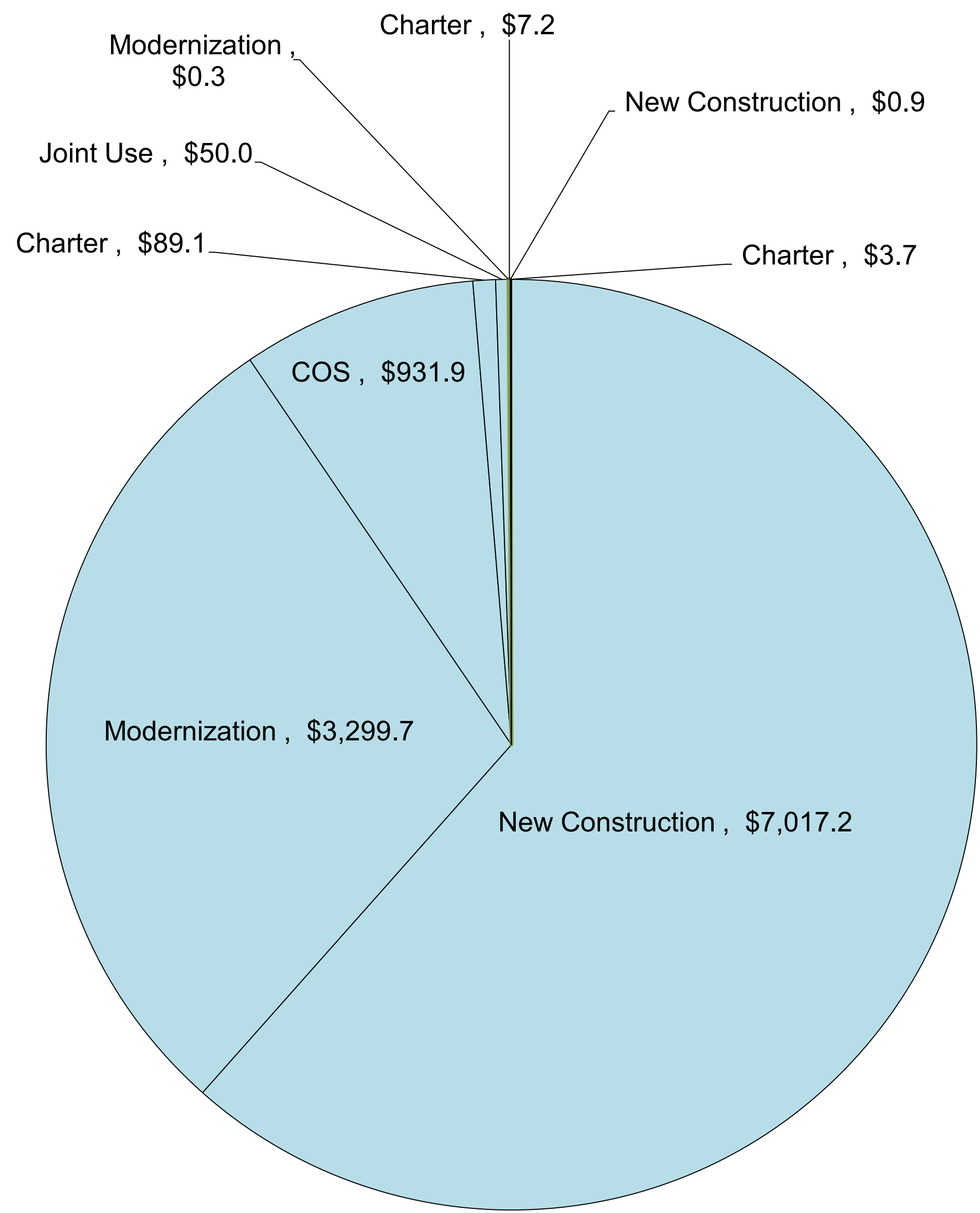
Proposition 1D Totals		
New Construction	\$	1,695.2
Seismic Repair	\$	196.8
Modernization	\$	3,298.1
CTE	\$	485.8
HPI	\$	99.3
ORG	\$	987.8
Charter	\$	341.9
Joint Use	\$	57.5
Apportioned	\$	7,162.4
		97.3%
New Construction	\$	-
Seismic Repair	\$	-
Modernization	\$	-
CTE	\$	-
HPI	\$	-
ORG	\$	10.7
Charter	\$	157.6
Joint Use	\$	-
Unfunded Approvals	\$	168.3
		2.3%
New Construction	\$	5.3
Seismic Repair	\$	2.7
Modernization	\$	1.9
CTE	\$	14.2
HPI	\$	0.7
ORG	\$	1.5
Charter	\$	0.5
Joint Use	\$	-
Remaining Bond Authority	\$	26.8
		0.4%
Grand Total	\$	7,358
		100.0%

Proposition 55
 Bond Authority - \$10.023 billion
 (in millions of dollars)



Proposition 55 Totals		
New Construction	\$ 6,131.7	
Modernization	\$ 2,249.5	
COS	\$ 1,271.2	
Charter	\$ 283.8	
Joint Use	\$ 66.7	
Apportioned	\$ 10,002.9	99.8%
New Construction	\$ 0.8	
Modernization	\$ 0.2	
COS	\$ -	
Charter	\$ 13.4	
Joint Use	\$ -	
Unfunded Approvals	\$ 14.4	0.1%
New Construction	\$ 2.1	
Modernization	\$ 0.3	
COS	\$ -	
Charter	\$ 2.8	
Joint Use	\$ -	
Remaining Bond Authority	\$ 5.2	0.1%
Grand Total	\$ 10,023	100.0%

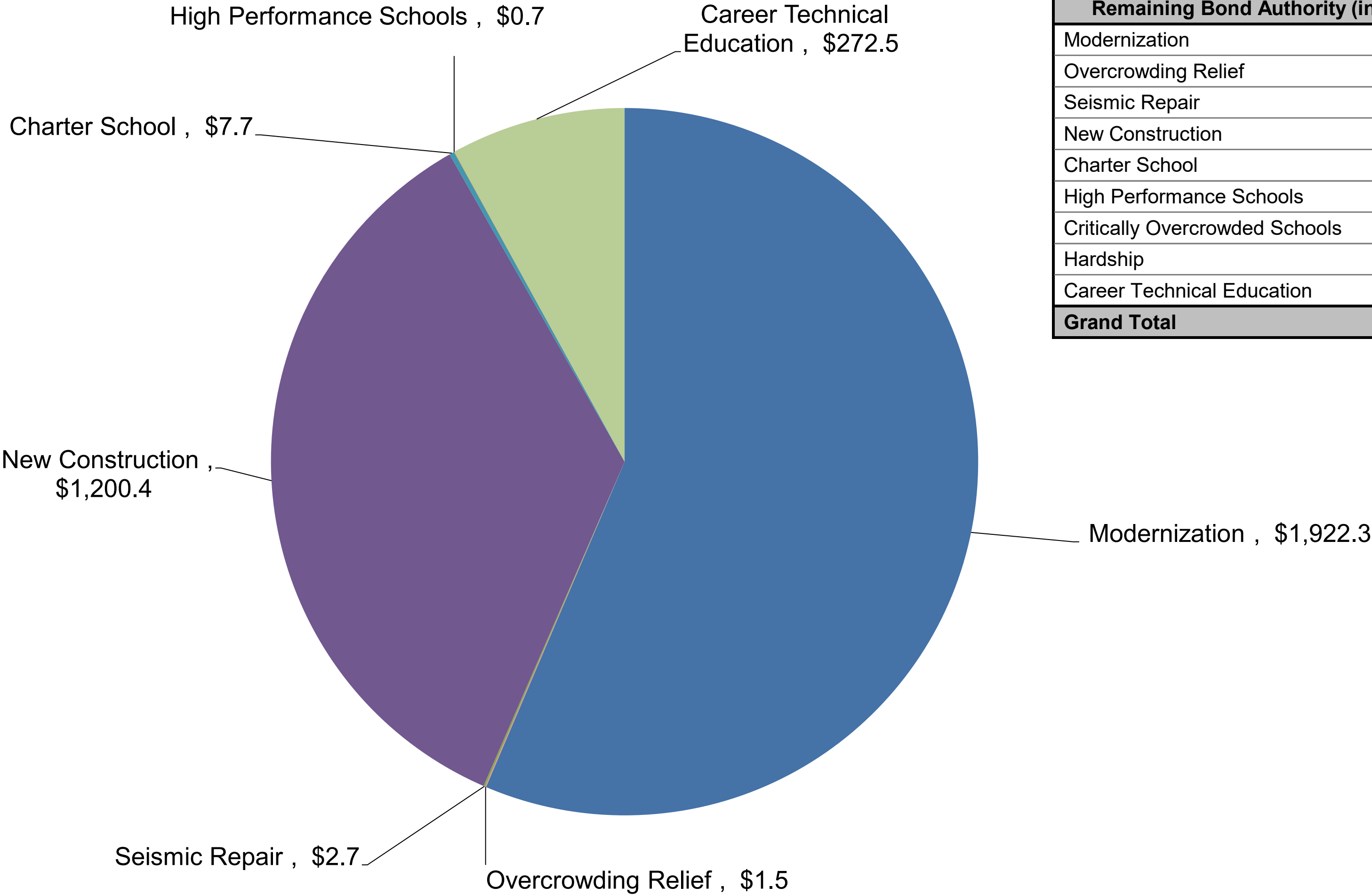
Proposition 47 Bond Authority - \$11.400 billion (in millions of dollars)



Proposition 47 Totals		
New Construction	\$ 7,017.2	
Modernization	\$ 3,299.7	
COS	\$ 931.9	
Charter	\$ 89.1	
Joint Use	\$ 50.0	
Apportioned	\$ 11,387.9	99.9%
New Construction	\$ -	
Modernization	\$ 0.3	
COS	\$ -	
Charter	\$ 7.2	
Joint Use	\$ -	
Unfunded Approvals	\$ 7.5	0.1%
New Construction	\$ 0.9	
Modernization	\$ -	
COS	\$ -	
Charter	\$ 3.7	
Joint Use	\$ -	
Remaining Bond Authority	\$ 4.6	0.0%
Grand Total	\$ 11,400	100.0%

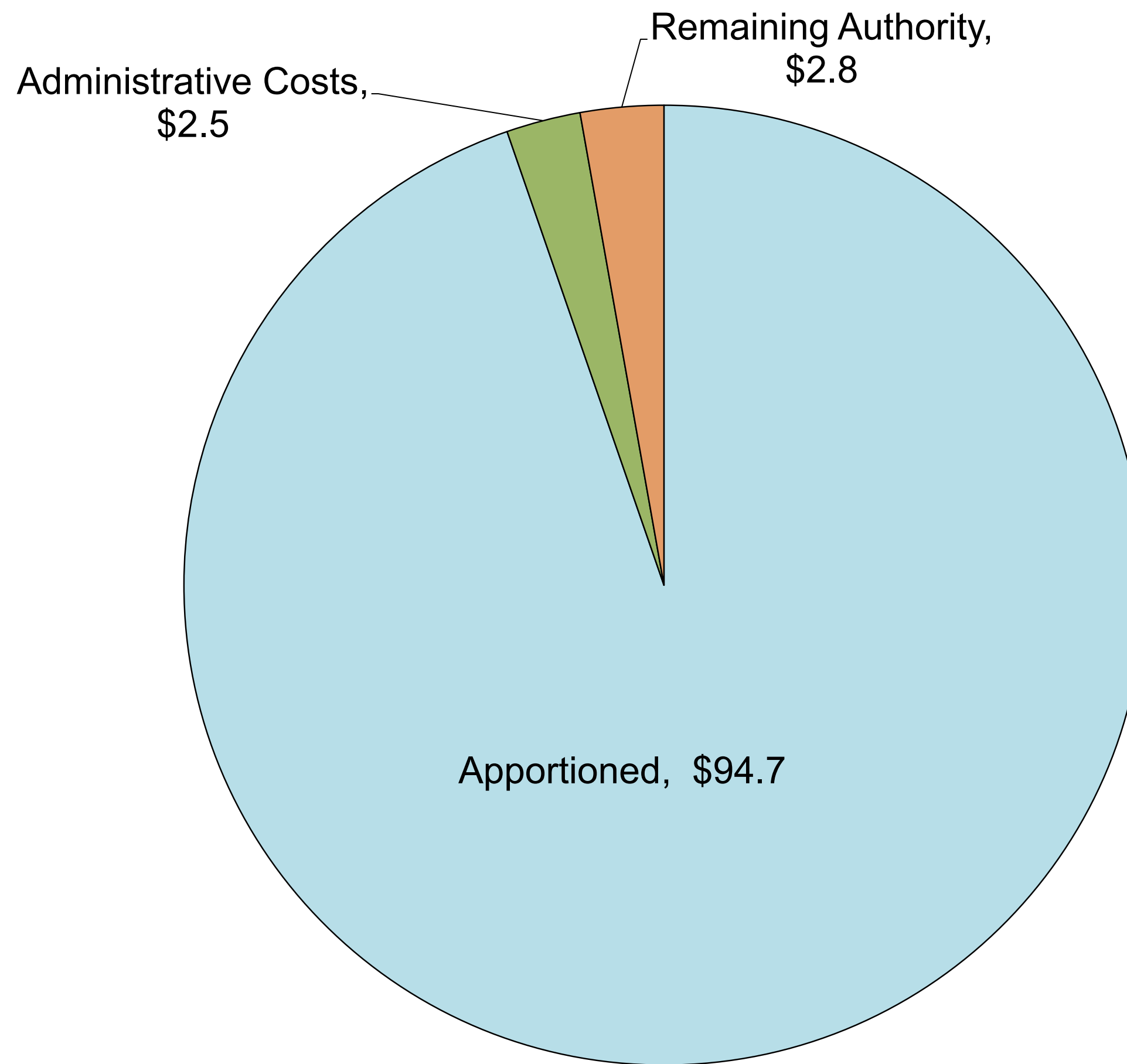
Remaining Bond Authority - \$3,407.8 million

(by program, in millions)
As of March 25, 2020 SAB



Remaining Bond Authority (in millions)	
Modernization	\$ 1,922.3
Overcrowding Relief	\$ 1.5
Seismic Repair	\$ 2.7
New Construction	\$ 1,200.4
Charter School	\$ 7.7
High Performance Schools	\$ 0.7
Critically Overcrowded Schools	\$ -
Hardship	\$ -
Career Technical Education	\$ 272.5
Grand Total	\$ 3,407.8

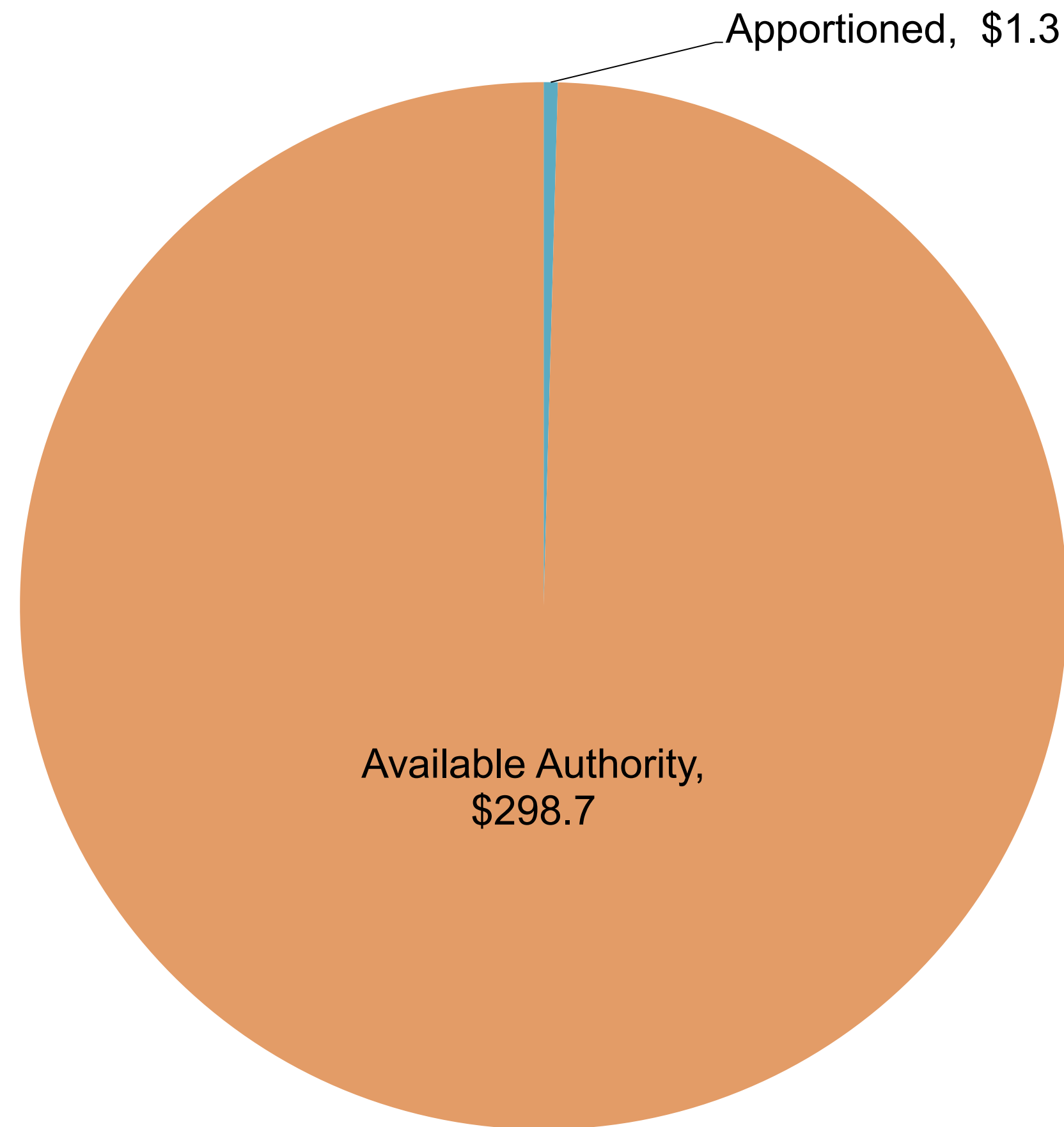
Full-Day Kindergarten Facilities Grant Program (FDKFGP)
FY 2018/2019
Authority - \$100 million



Full-Day Kindergarten Facilities Grant Program (FDKFGP)

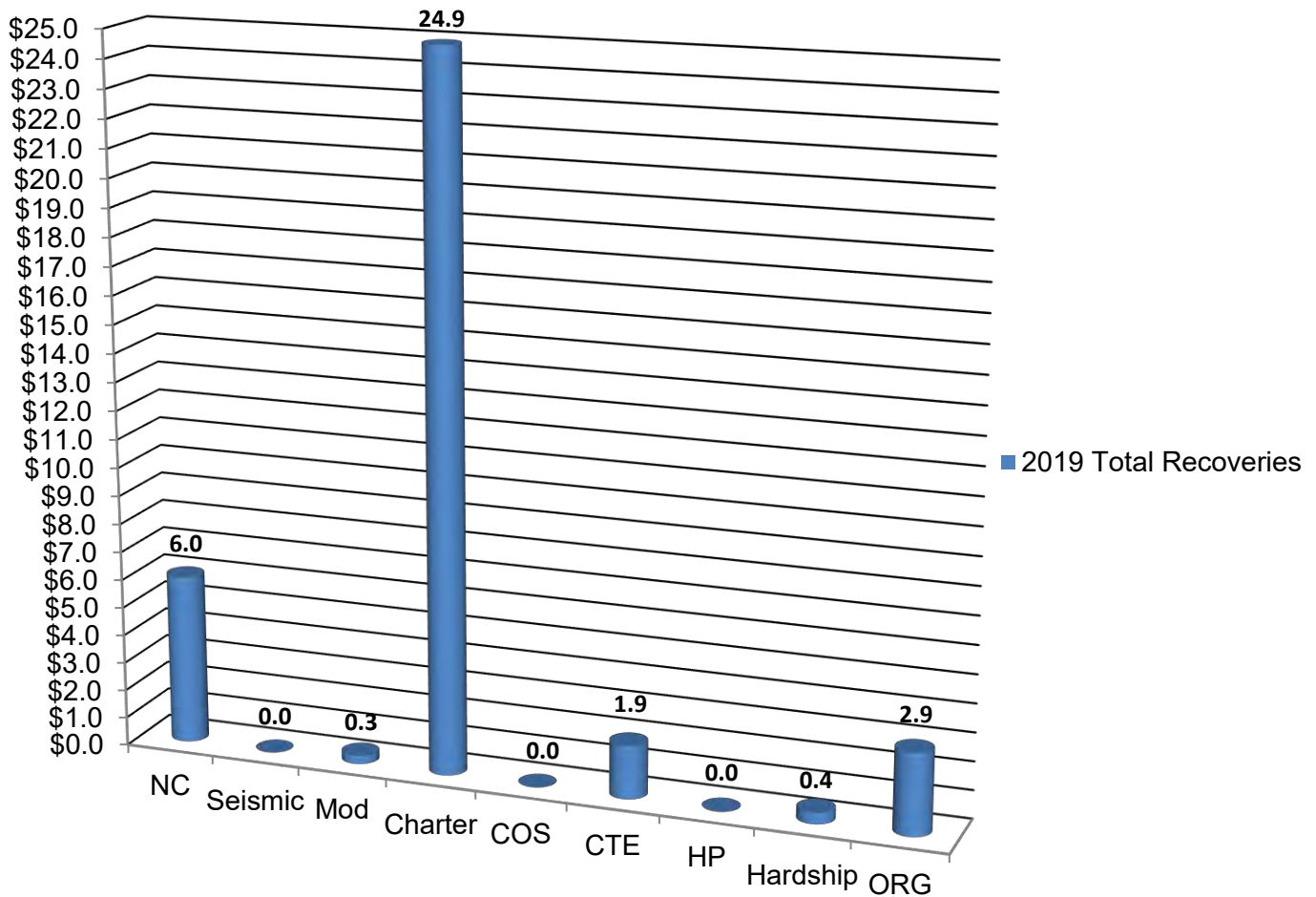
FY 2019/2020

Authority - \$300 million



Fund Recoveries* – 2019

(Totals represented in millions of dollars)



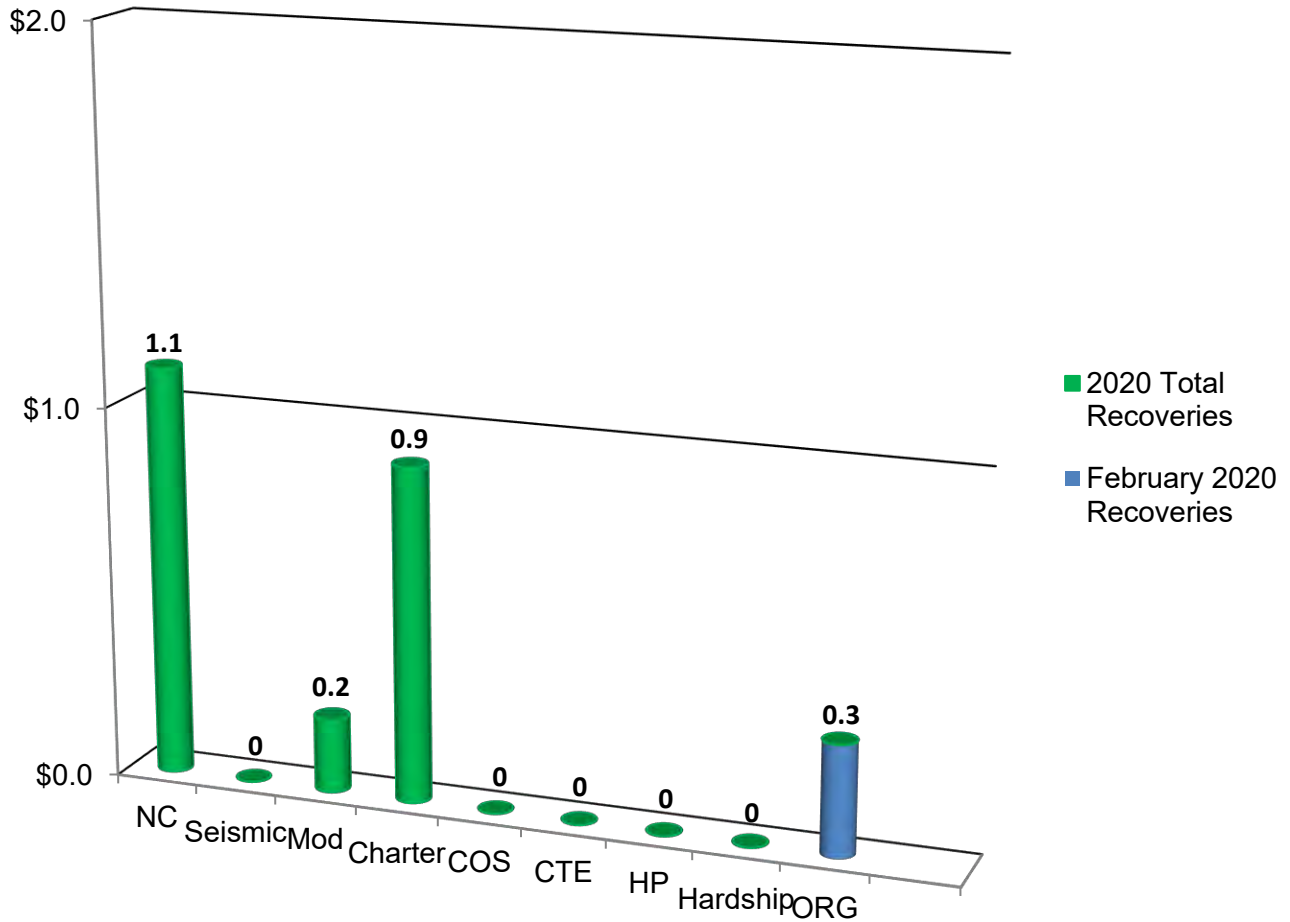
	2019 Totals**
NC	\$6,027,076
Seismic	\$0
Modernization	\$276,518
Charter	\$24,859,238
COS	\$31,739
CTE	\$1,896,615
HP	\$0
Hardship	\$368,398
ORG	\$2,931,768
Total	\$36,391,352

*Includes bond proceeds returned (authority may not be available) to the program through reductions to cost incurred, close-outs, loan repayments, rescissions and special education local plan area transfers.

** 2019 Totals does not reflect any reallocation of authority. For current availability of bond authority, see Status of Funds.

Fund Recoveries* – as of February 26, 2020 SAB

(Totals represented in millions of dollars)



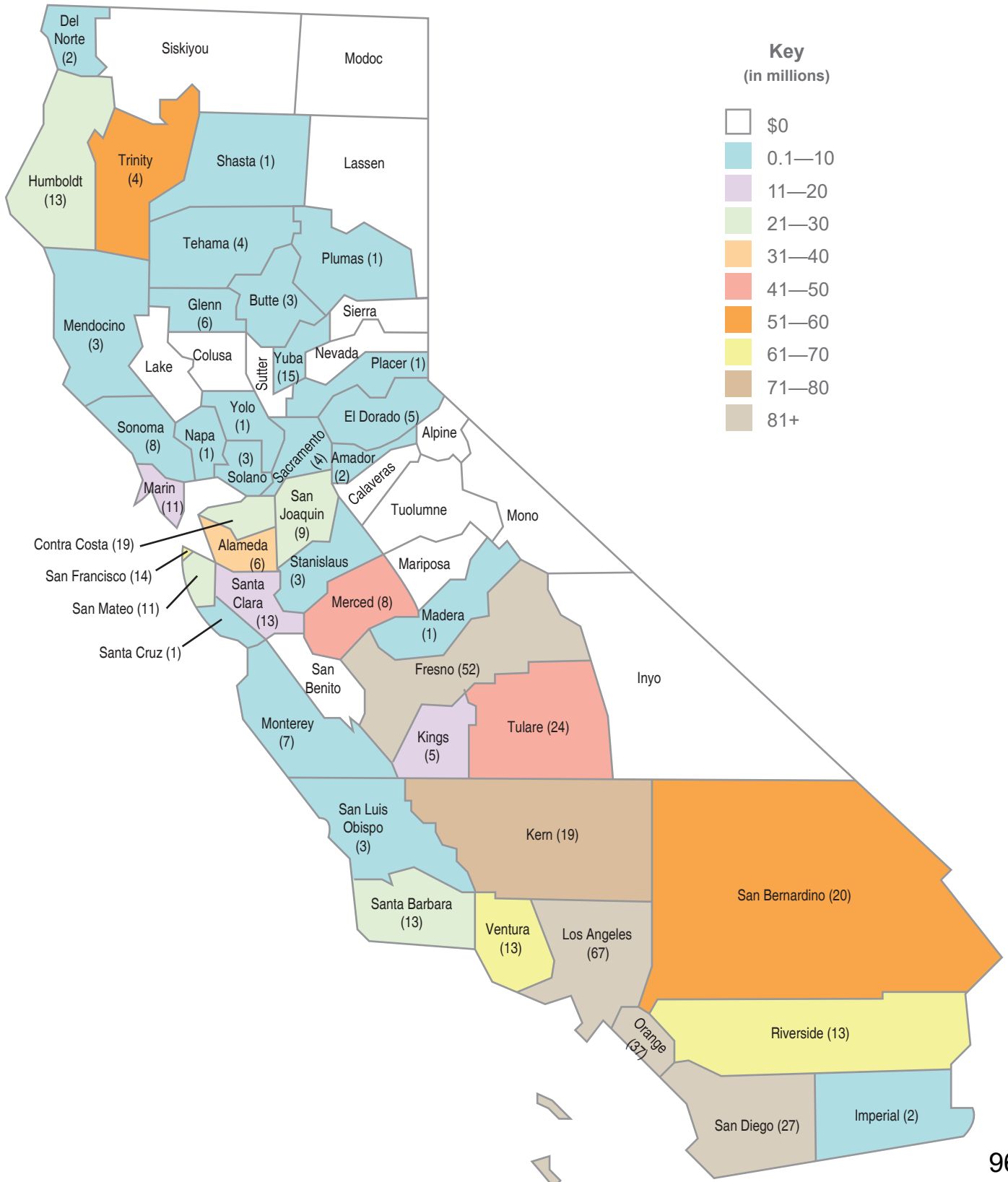
February 2020	1A	47	55	1D	51	February Totals	2020 Totals**
NC	\$0	\$0	\$33,733	\$0	\$0	\$33,733	\$1,101,919
Seismic	\$0	\$0	\$0	\$0	\$0	\$0	\$0
Modernization	\$0	\$0	\$0	\$17,318	\$0	\$17,318	\$258,117
Charter	\$0	\$0	\$0	\$15,811	\$0	\$15,811	\$889,748
COS	\$0	\$0	\$0	\$0	\$0	\$0	\$0
CTE	\$0	\$0	\$0	\$0	\$0	\$0	\$0
HP	\$0	\$0	\$0	\$0	\$0	\$0	\$0
Hardship	\$0	\$0	\$0	\$0	\$0	\$0	\$0
ORG	\$0	\$0	\$0	\$273,056	\$0	\$273,056	\$273,056
Total						\$339,918	\$2,522,840

*Includes bond proceeds returned (authority may not be available) to the program through reductions to cost incurred, close-outs, loan repayments, rescissions and special education local plan area transfers.

** 2020 Totals does not reflect any reallocation of authority. For current availability of bond authority, see Status of Funds.

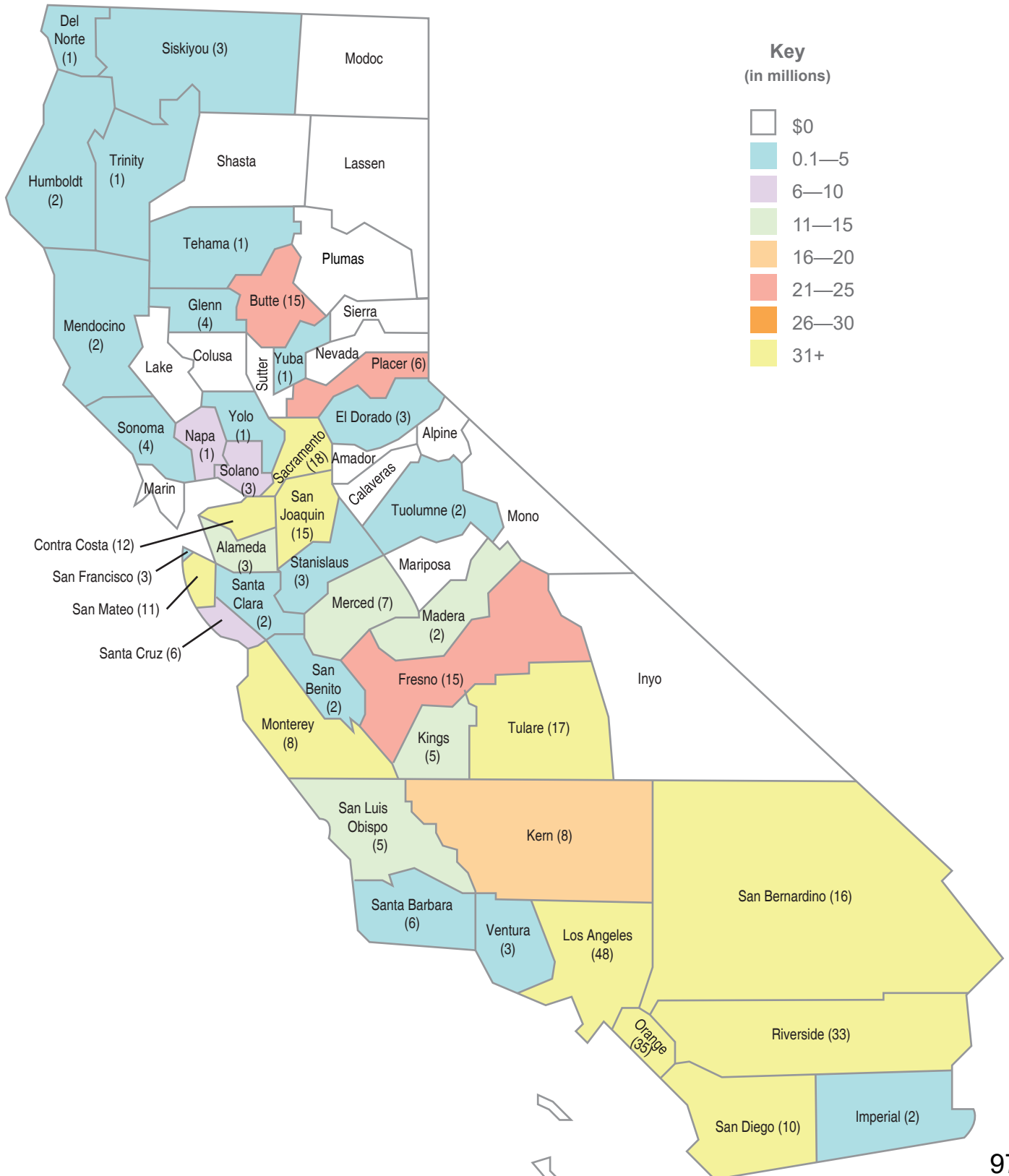
School Facility Program Proposition 51 Apportionments by County

The graphic below displays the amount Apportioned (\$1,569.5 million) for 475 School Facility Program projects from 191 school districts as of February 29, 2020. The data includes only bond authority provided by Proposition 51 approved by voters in November 2016.



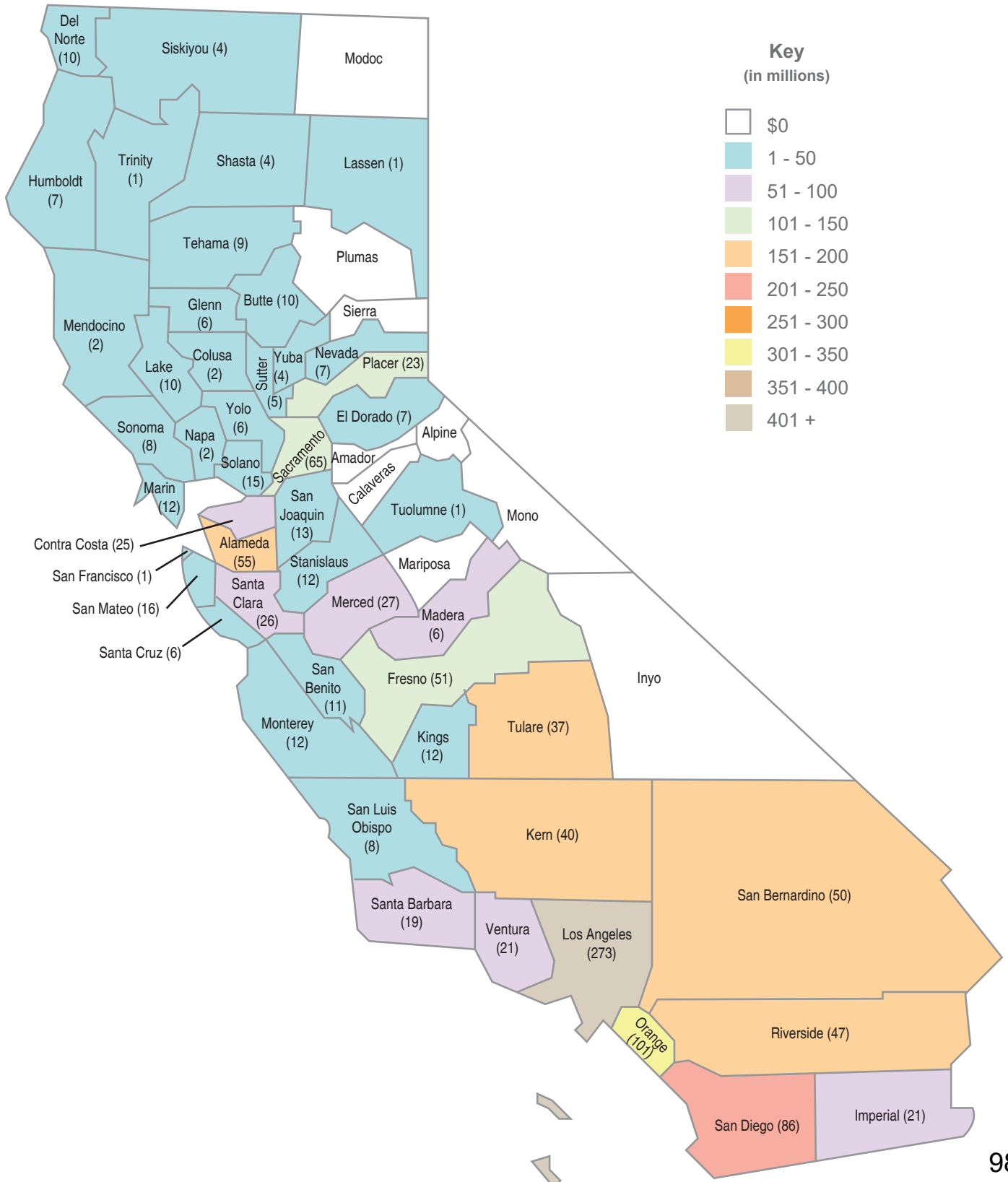
School Facility Program Proposition 51 Unfunded Approvals by County

The graphic below displays the amount of Unfunded Approvals (\$1,188.2 million) for 346 School Facility Program projects from 147 school districts as of February 29, 2020. The data includes only bond authority provided by Proposition 51 approved by voters in November 2016.



School Facility Program Proposition 51 Current Workload by County

The graphic below displays the Office of Public School Construction's Workload List for New Construction and Modernization (\$3,374.5 million) for 1,198 School Facility Program projects from 316 school districts as of February 29, 2020. The projects are anticipated to be allocated from bond authority provided by Proposition 51 approved by voters in November 2016.



Proposition 51 Distribution

As of 2/29/2020

County	<u>Apportioned</u> Project Count	<u>Apportioned</u> Dollar Amount	<u>Unfunded</u> Project Count	<u>Unfunded</u> Dollar Amount	<u>Workload</u> Project Count	<u>Workload</u> Dollar Amount
Alameda	6	\$ 35,030,426.00	3	\$ 11,745,603.00	55	\$ 195,280,675.00
Alpine	0	\$	0	\$	0	\$
Amador	2	\$ 5,892,241.00	0	\$	0	\$
Butte	3	\$ 8,964,544.00	15	\$ 24,045,016.00	10	\$ 16,760,129.60
Calaveras	0	\$	0	\$	0	\$
Colusa	0	\$	0	\$	2	\$ 3,251,881.80
Contra Costa	19	\$ 25,428,992.56	12	\$ 39,058,281.00	25	\$ 72,268,374.00
Del Norte	2	\$ 520,227.00	1	\$ 212,901.60	10	\$ 5,030,803.55
El Dorado	5	\$ 4,657,914.00	3	\$ 3,447,027.00	7	\$ 16,929,539.80
Fresno	52	\$ 180,128,113.45	15	\$ 22,214,941.00	51	\$ 127,131,805.45
Glenn	6	\$ 7,754,565.00	4	\$ 3,778,927.00	6	\$ 11,211,685.80
Humboldt	13	\$ 27,353,669.60	2	\$ 3,169,130.96	7	\$ 5,520,869.45
Imperial	2	\$ 2,293,257.00	2	\$ 4,674,665.00	21	\$ 55,674,999.85
Inyo	0	\$	0	\$	0	\$
Kern	19	\$ 74,259,677.51	8	\$ 36,029,302.00	40	\$ 180,393,998.45
Kings	5	\$ 12,629,156.00	8	\$ 17,318,966.00	12	\$ 18,984,142.25
Lake	0	\$	0	\$	10	\$ 12,212,485.00
Lassen	0	\$	0	\$	1	\$ 38,056.00
Los Angeles	67	\$ 173,207,641.73	48	\$ 217,419,133.09	273	\$ 662,354,663.70
Madera	1	\$ 41,985.00	2	\$ 13,127,514.00	6	\$ 54,237,641.70
Marin	11	\$ 16,937,115.00	0	\$	12	\$ 18,206,727.40
Mariposa	0	\$	0	\$	0	\$
Mendocino	3	\$ 939,142.00	2	\$ 3,297,195.00	2	\$ 2,557,723.20
Merced	8	\$ 41,965,085.00	7	\$ 13,026,194.00	27	\$ 52,835,553.85
Modoc	0	\$	0	\$	0	\$
Mono	0	\$	0	\$	0	\$
Monterey	7	\$ 10,661,478.47	8	\$ 46,622,658.00	12	\$ 37,503,155.40
Napa	1	\$ 442,693.00	1	\$ 8,546,627.00	2	\$ 1,346,472.00
Nevada	0	\$	0	\$	7	\$ 6,996,559.95
Orange	37	\$ 301,600,404.56	35	\$ 138,286,661.19	101	\$ 307,870,242.20
Placer	1	\$ 822,519.00	6	\$ 23,789,418.00	23	\$ 120,753,519.55
Plumas	1	\$ 526,164.00	0	\$	0	\$
Riverside	13	\$ 67,657,063.00	33	\$ 133,311,248.02	47	\$ 195,124,983.60
Sacramento	4	\$ 8,227,886.00	18	\$ 95,487,216.96	65	\$ 136,488,430.00
San Benito	0	\$	2	\$ 1,972,297.00	11	\$ 47,078,051.00
San Bernardino	20	\$ 60,403,771.00	16	\$ 53,799,350.66	50	\$ 151,368,582.30
San Diego	27	\$ 147,844,652.88	10	\$ 79,793,276.00	86	\$ 228,545,612.30
San Francisco	14	\$ 64,008,300.00	3	\$ 5,359,932.11	1	\$ 1,522,603.20
San Joaquin	9	\$ 30,044,692.00	15	\$ 49,796,906.00	13	\$ 44,152,782.65
San Luis Obispo	3	\$ 4,696,221.00	5	\$ 13,476,260.32	8	\$ 15,299,349.00
San Mateo	11	\$ 23,345,359.00	11	\$ 32,868,813.00	16	\$ 41,843,278.40
Santa Barbara	13	\$ 23,809,730.50	6	\$ 5,319,722.00	19	\$ 87,385,104.00
Santa Clara	13	\$ 19,846,588.00	2	\$ 2,724,739.41	26	\$ 55,429,527.40
Santa Cruz	1	\$ 308,740.00	6	\$ 9,898,884.00	6	\$ 6,326,146.80

Proposition 51 Distribution

As of 2/29/2020

County	<u>Apportioned</u> Project Count	<u>Apportioned</u> Dollar Amount	<u>Unfunded</u> Project Count	<u>Unfunded</u> Dollar Amount	<u>Workload</u> Project Count	<u>Workload</u> Dollar Amount
Shasta	1	\$ 451,339.00	0	\$	4	\$ 4,965,296.20
Sierra	0	\$	0	\$	0	\$
Siskiyou	0	\$	3	\$ 3,182,195.00	5	\$ 4,278,755.65
Solano	3	\$ 2,404,885.00	3	\$ 8,430,600.00	15	\$ 33,894,180.80
Sonoma	8	\$ 8,593,499.00	4	\$ 4,397,603.00	8	\$ 15,251,845.60
Stanislaus	3	\$ 6,107,998.00	3	\$ 4,953,096.00	12	\$ 17,477,588.10
Sutter	0	\$	0	\$	5	\$ 24,376,064.80
Tehama	4	\$ 6,813,808.29	0	\$	9	\$ 19,536,119.75
Trinity	4	\$ 51,459,926.75	1	\$ 50,508.60	1	\$ 3,719,508.00
Tulare	24	\$ 45,312,520.00	17	\$ 47,230,557.11	37	\$ 176,911,725.70
Tuolumne	0	\$	2	\$ 3,571,831.00	1	\$ 1,990,027.20
Ventura	13	\$ 63,199,798.00	3	\$ 1,958,642.00	21	\$ 61,358,819.20
Yolo	1	\$ 1,053,910.00	1	\$ 766,343.00	6	\$ 10,417,233.20
Yuba	15	\$ 1,861,917.00	0	\$	4	\$ 4,374,651.20
Total	475	\$ 1,569,509,615.30	346	\$ 1,188,160,182.03	1,198	\$ 3,374,467,971.00

School Facility Program Bond Authority from Proposition 51

(in millions of dollars, as of February 29, 2020)

New Construction

Legend

Small School Districts – ADA < 2,500 pupils

Medium School Districts – ADA > 2,500 pupils < 10,000 pupils

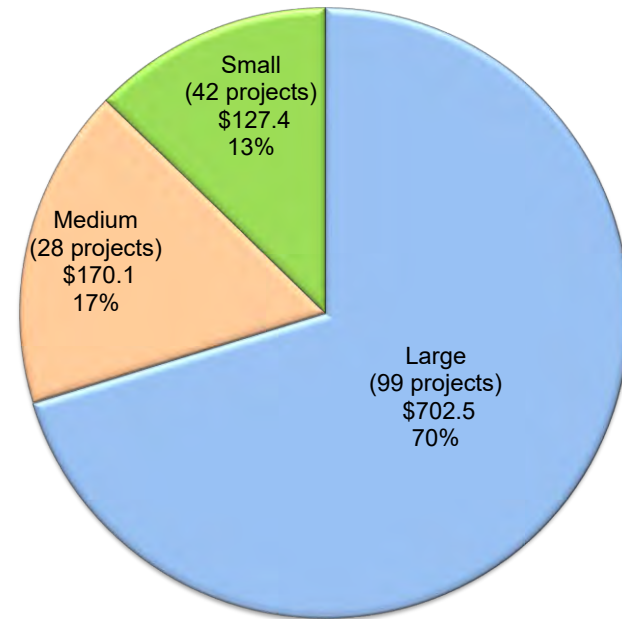
Large School Districts – ADA > 10,000 pupils

District Size (based on 2018/19 Enrollment)

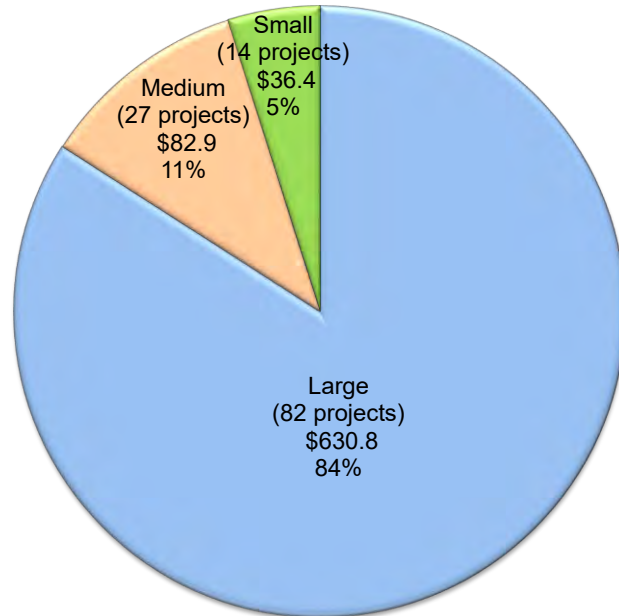
(# of projects)

(in millions)

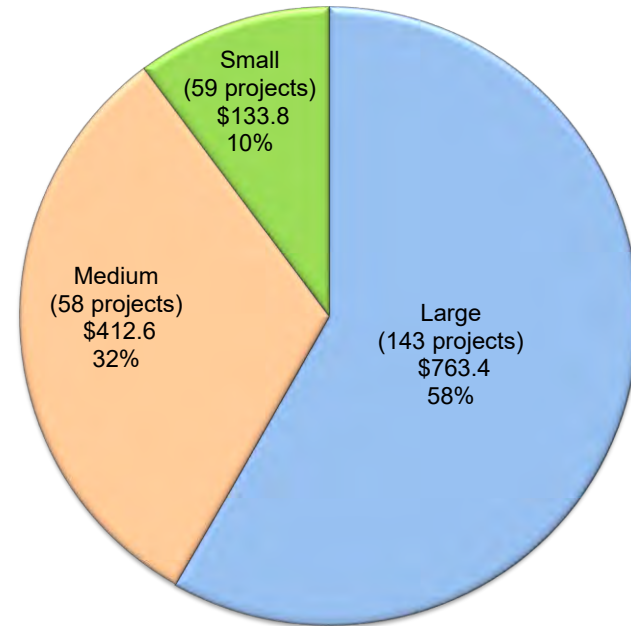
APPORTIONED



UNFUNDED

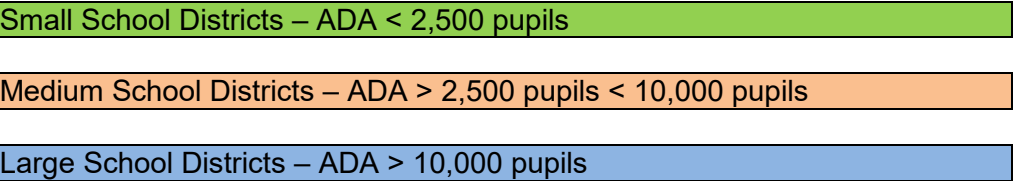


CURRENT WORKLOAD



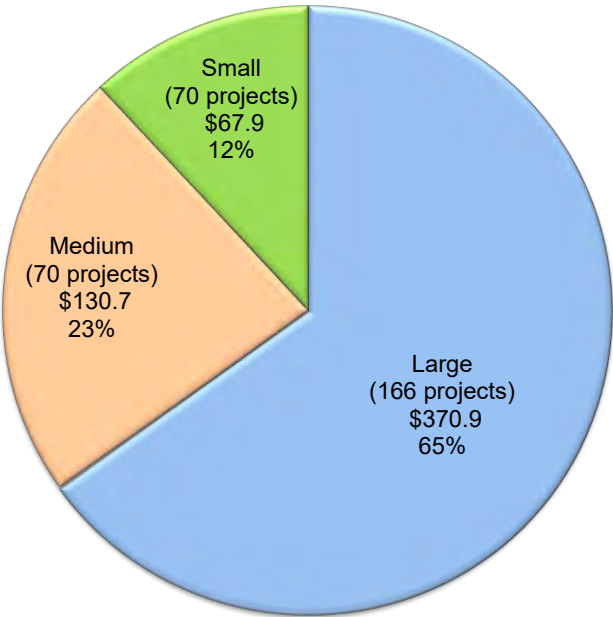
School Facility Program Bond Authority from Proposition 51
(in millions of dollars, as of February 29, 2020)
Modernization

Legend

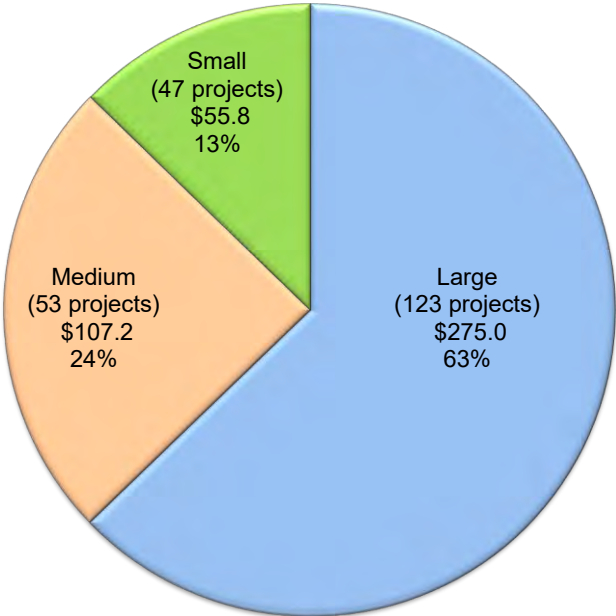


District Size (based on 2018/19 Enrollment)
(# of projects)
(in millions)

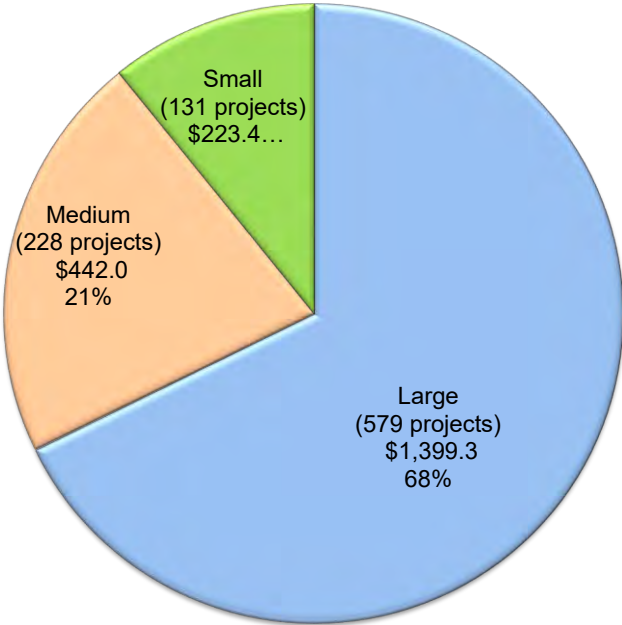
APPORTIONED



UNFUNDED



CURRENT WORKLOAD



Unique School Districts (USD) Receiving Proposition 51 Funds (As of February 29, 2020)

New Construction

2018/19 Enrollment	School Districts Statewide		
	#	%	Enrollment
Small – ADA < 2,500 pupils	592	57%	419,625
Medium – ADA > 2,500 pupils < 10,000 pupils	267	26%	1,371,422
Large – ADA > 10,000 pupils	175	17%	4,395,231
	1,034	100%	6,186,278

Apportioned					
# of USD	Enrollment	\$ Amount	By Size*	Size vs.	Students**
23	21,350	\$ 127,430,748	25.6%	2.2%	0.3%
23	124,140	\$ 170,115,641	25.6%	2.2%	2.0%
44	1,699,877	\$ 702,516,800	48.9%	4.3%	27.5%
90	1,845,367	\$ 1,000,063,189	100.0%	8.7%	29.8%

Unfunded					
# of USD	Enrollment	\$ Amount	By Size*	Size vs.	Students**
12	9,328	\$ 36,432,368	16.4%	1.2%	0.2%
20	102,443	\$ 82,906,159	27.4%	1.9%	1.7%
41	1,642,690	\$ 630,783,970	56.2%	4.0%	26.6%
73	1,754,461	\$ 750,122,498	100.0%	7.1%	28.4%

Workload					
# of USD	Enrollment	\$ Amount	By Size*	Size vs.	Students**
40	45,169	\$ 133,768,875	28.8%	3.9%	0.7%
40	203,783	\$ 412,633,643	28.8%	3.9%	3.3%
59	1,863,131	\$ 763,390,249	42.4%	5.7%	30.1%
139	2,112,083	\$ 1,309,792,767	100.0%	13.4%	34.1%

Modernization

2018/19 Enrollment	School Districts Statewide		
	#	%	Enrollment
Small – ADA < 2,500 pupils	592	57%	419,625
Medium – ADA > 2,500 pupils < 10,000 pupils	267	26%	1,371,422
Large – ADA > 10,000 pupils	175	17%	4,395,231
	1,034	100%	6,186,278

Apportioned					
# of USD	Enrollment	\$ Amount	By Size*	Size vs.	Students**
49	47,110	\$ 67,899,141	35.3%	4.7%	0.8%
38	198,733	\$ 130,659,412	27.3%	3.7%	3.2%
52	2,030,497	\$ 370,887,873	37.4%	5.0%	32.8%
139	2,276,340	\$ 569,446,427	100.0%	13.4%	36.8%

Unfunded					
# of USD	Enrollment	\$ Amount	By Size*	Size vs.	Students**
33	23,317	\$ 55,794,625	30.8%	3.2%	0.4%
29	160,915	\$ 107,200,159	27.1%	2.8%	2.6%
45	1,123,584	\$ 275,042,900	42.1%	4.4%	18.2%
107	1,307,816	\$ 438,037,684	100.0%	10.3%	21.1%

Workload					
# of USD	Enrollment	\$ Amount	By Size*	Size vs.	Students**
87	89,407	\$ 223,367,051	33.0%	8.4%	1.4%
89	457,968	\$ 442,014,793	33.7%	8.6%	7.4%
88	2,896,891	\$ 1,399,293,360	33.3%	8.5%	46.8%
264	3,444,266	\$ 2,064,675,204	100.0%	25.5%	55.7%

*Percentage of funding to small, medium or large school districts

** Percentage of funding to small, medium, and large school district vs. all school districts statewide

***Percentage of students statewide

REPORT OF THE EXECUTIVE OFFICER
State Allocation Board Meeting, March 25, 2020

SCHOOL DISTRICT DATA

School District: Lompoc Unified
Application Number: 70/69229-00-001
Total District Enrollment: 10,045

County: Santa Barbara
School Name: Arthur Hapgood Elementary
Project Grade Level: K-12
Financial Hardship: TBD

PURPOSE OF REPORT

To present the District's request to receive Financial Hardship status based upon "other evidence of reasonable effort as approved by the State Allocation Board".

DESCRIPTION

On October 11, 2019, the District submitted a School District Appeal Request (Attachment A) for Financial Hardship status. Approval of Financial Hardship status will be used for funding consideration of a Full-Day Kindergarten Facilities Grant Program (FDKFGP) project estimated at \$2,554,928, inclusive of State Grant funding in the amount of \$1,277,464 and \$765,624 in financial hardship assistance for a total cost to the State of 2,043,088.

The Office of Public School Construction (OPSC) has reviewed the Financial Hardship request and determined the District:

- Has long-term debt at 17% of debt capacity, which is below the 60% threshold,
- Has not passed a Proposition 39 bond measure within the last two years, and
- Has a debt capacity of \$130,732,997 million which is in excess of the \$5 million threshold.

As a result, the District is not eligible for Financial Hardship assistance under standard criteria. The District is therefore requesting consideration for Financial Hardship status based on "other evidence".

Financial hardship status as requested by the District in this appeal will only pertain to the FDKFGP project at Arthur Hapgood Elementary School. The District has submitted eight other applications under FDKFGP that are not eligible for funding regardless of the outcome of this appeal, as the funding cycle was oversubscribed. The District has no other funding applications pending under the School Facility Program (SFP) at this time. The District last submitted an application for SFP modernization in 2008.

The total District matching share for the FDKFGP project is \$1,277,464. The District has \$511,840 in available cash contribution towards the project; therefore, if the appeal request is approved, the Financial Hardship grant would be \$765,624.

If the appeal request is not approved, the District will not receive any funding for the project as the District will not receive the preference points associated with being a Financial Hardship district. The funding would instead move to the next projects in line.

AUTHORITY

See Attachment B

BACKGROUND

On May 24, 2019, the District submitted Applications for Funding (Form SAB 70-02) for nine FDKFGP projects. As part of the request, the District requested financial hardship status.

Attempts to Obtain Local Match

In 2002 the District successfully passed a local bond for \$38 million with 69.6% of voters voting “yes”. These funds were used for construction projects throughout the district, many of which also received matching SFP funds. Since 2016, the District has attempted three bonds initiatives, once in 2016 and twice in 2018. All three failed to obtain the percent of the “yes” votes needed to pass. The results of these prior attempts are listed below.

Election Date	Bond Amount	Yes	No	Percentage of Yes Votes Required to Pass	Passed
<i>November 2002</i>	\$38,000,000	69.6% (9,049 votes)	30.4% (3,944 votes)	66.7%	Yes
<i>November 2016</i>	\$65,000,000	58.53% (10,723 votes)	41.47% (7,598 votes)	66.7%	No
<i>November 2018</i>	\$79,000,000	52.89% (8,417 votes)	47.11% (7,498 votes)	55%	No
<i>June 2018</i>	\$79,000,000	50.90% (5,156 votes)	49.10% (4,974 votes)	55%	No

STAFF ANALYSIS/STATEMENTS**District's Position**

Lompoc Unified School District is seeking Financial Hardship status under “other evidence”. The District states that “the District has made every possible effort locally to raise the funds needed.”

The District highlights the following points in their request for Financial Hardship under “other evidence”:

- Attempts to pass local bonds three times since November 2016 have all failed.
- The District has been collecting as much in developer fees as is possible.
- The District has determined, in the most recent needs assessment, over \$221 million in upgrades, repairs, and improvements is needed District-wide.

The full text of the District's appeal request for Financial Hardship status is included as Attachment A.

Staff's Position

The District has requested consideration under the “other evidence” of reasonable effort provision in the Financial Hardship regulations, which requires Board approval.

Staff does not support the District's request.

Financial Hardship Qualification and History of “Other Evidence” Appeals

School districts may qualify for the Financial Hardship program by levying the maximum developer fees allowed by law and by meeting one of the four criteria outlined in regulation. The District is levying developer fees justified under law and meets this qualifying criterion; however, the District does not meet any of the secondary criteria, as illustrated below:

STAFF ANALYSIS/STATEMENTS (cont.)

Secondary Qualifying Criteria	District Status	Meets Criteria	Does Not Meet Criteria
District has successfully passed a Proposition 39 within two previous years	The District has been unable to pass a local bond in three previous attempts. The last bond passed in 2002.		X
Total district bonding capacity of less than \$5 million	The District's total bonding capacity is \$130 million, which is in excess of the \$5 million threshold set in statute.		X
Bonded indebtedness of at least 60% of the district's total bonding capacity	The District's current bonded indebtedness is at 17%, which is below the 60% requirement in School Facility Program (SFP) regulations.		X
Other evidence as approved by the Board	The District is currently appealing for approval under other evidence.	Under Appeal	

There have been twelve prior requests for Financial Hardship status under "other evidence" considered by the Board. There are no set criteria to qualify for Financial Hardship status under "other evidence". Each district presented unique circumstances surrounding its request. Of these requests, five were approved as requested and three partially approved. The remaining four were not approved.

A full summary of all prior "other evidence" appeals and their outcomes is included as Attachment C.

District Funding Request

Approval of Financial Hardship status through this appeal will only apply to the FDKFGP as the District has not submitted any additional applications under the SFP. Based on the available funding under FDKFGP, the District is only eligible to receive funding for one project, and only if the District receives the preference points for districts that qualify for Financial Hardship assistance. The District currently offers a full-day kindergarten program for 130 pupils at the Arthur Hapgood Elementary site. These students are housed in six classrooms. Half of the classrooms were originally designed as kindergarten classrooms. The other half were originally designed for usage by students in grades 1-6. For the proposed FDKFGP project, the District plans to construct three new kindergarten classrooms that will meet kindergarten guidelines outlined in California Code of Regulations, Title 5, to replace three of the existing classrooms currently being used for kindergarten. The original classrooms will then return back to usage as 1st through 6th grade classrooms.

STAFF ANALYSIS/STATEMENTS (cont.)

The District's share for the FDKFGP project is \$1,277,464. If the District's appeal is approved, the FDKFGP project at Arthur Hapgood Elementary can be state-funded in the second round and the District would contribute \$511,840 towards the project and the total Financial Hardship grant would be \$765,624. The remaining FDKFGP funding would then be offered to Alisal Union School District as partial funding (\$573,468 shortfall) to construct new classrooms in order to convert their part-day kindergarten program to a full-day kindergarten program at the Oscar F. Loya Elementary site.

However, if the District's appeal is not approved, the Alisal Union project would receive full funding. In addition, the Armona Union Elementary School District would receive partial state funding in the amount of \$1,469,620 to construct kindergarten classrooms for their existing full-day kindergarten program at Armona Elementary School.

Summary

Staff believes that the District has not presented compelling evidence to support the "other evidence of reasonable effort". The District has a total of bond capacity of \$130 million which is 26 times the threshold set in statute. In comparison, the District has a relatively low long-term debt of \$22.2 million; the District would have to reach \$78 million in long-term debt before it meets the bonded indebtedness requirement of at least 60 percent of the District's total bond capacity. Further, while the District's bond attempts in 2016 and 2018 failed, the community did support a \$38 million bond in 2002 with a 69.6 percent "yes" vote. While this project is important, the District is currently able to house the Full-Day Kindergarten students in safe classrooms. Approving Financial Hardship for this project appears to be inequitable to the other districts that applied for FDKFGP funding that also do not meet the requirements for Financial Hardship assistance.

Conclusion

Staff is unable to administratively approve the District's request. Typically, Staff only supports requests for Financial Hardship status under "other evidence" in unique or severe circumstances, and is therefore seeking Board direction.

BOARD OPTION

Pursuant to the Rules and Procedures of the State Allocation Board, "Staff is providing the following options for the Board's consideration. A positive vote by six members is required for the Board to take action that is an alternative to Staff's administrative action. Absent a positive vote by six members of the Board, Staff's administrative action will stand and the school district's appeal will be considered closed."



**LOMPOC UNIFIED
SCHOOL DISTRICT**

ARTHUR HAPGOOD ELEMENTARY
(805) 742-2200

BUENA VISTA ELEMENTARY
(805) 742-2020

CLARENCE RUTH ELEMENTARY
(805) 742-2500

CRESTVIEW ELEMENTARY
(805) 742-2050

LA CANADA ELEMENTARY
(805) 742-2250

LA HONDA ELEMENTARY
(805) 742-2300

LEONORA FILLMORE ELEMENTARY
(805) 742-2100

LOS BERROS ELEMENTARY
(805) 742-2350

MIGUELITO ELEMENTARY
(805) 742-2440

LOMPOC VALLEY MIDDLE SCHOOL
(805) 742-2600

VANDENBERG MIDDLE SCHOOL
(805) 742-2700

CABRILLO HIGH SCHOOL
(805) 742-2900

LOMPOC HIGH SCHOOL
(805) 742-3000

MAPLE HIGH SCHOOL
(805) 742-3150

MISSION VALLEY SCHOOL
(805) 742-3252

LOMPOC ADULT SCHOOL
(805) 742-3100

1301 NORTH "A" STREET
LOMPOC, CA 93436
(805) 742-3300
WWW.LUSD.ORG

**John Karbula, Assistant Superintendent
Business Services**


October 10, 2019

Mr. John Leininger
OPSC
707 Third Street
West Sacramento, CA 95605

Please see the attached financial hardship appeal for Lompoc Unified School District.

I am enclosing cards for myself and executive assistant, should you have any questions please do not hesitate to contact our office.

Look forward to hearing from you.


Dr. John Karbula, Assistant Superintendent
Business Services

MAIL ROOM

RECEIVED
OFFICE OF PUBLIC
SCHOOL CONSTRUCTION
2019 OCT 11 PM 12:10

MAIL ROOM

RECEIVED
OFFICE OF PUBLIC
SCHOOL CONSTRUCTION
2019 OCT 11 PM 12:11

SCHOOL DISTRICT Lompoc Unified School District		APPLICATION NUMBER
SCHOOL NAME	COUNTY Santa Barbara	
DISTRICT REPRESENTATIVE Dr. John Karbula	E-MAIL ADDRESS karbula.john@lusd.org	

Purpose of Request:

Appeal to the State Allocation Board to grant the Lompoc Unified School District financial hardship status for state matching funds to make necessary improvements to its schools for safe and healthy learning environments.

Basis of Request:

- ☒ Law (Statute) 17075.10b.1.B, 17075.15d.5
- ☒ Regulation 1859.81c.5
- ☐ Other (specify) _____

Description:

The District is in dire need of assistance to improve their existing facilities for their school population. The District has made every possible effort locally to raise the funds needed. Attempts to pass local bonds three times since November 2016 have all failed. The District has filed applications in the Kindergarten funding program and requested financial hardship assistance, which was initially denied. As demonstrated in this appeal, it is much more than just the Kindergartens that are in such critical need. The District is and has been collecting as much in developer fees as is possible but those are not nearly enough to meet the massive needs of the school sites and as everyone knows, can only be applied toward projects that will accommodate enrollment growth. The District's finances only allow for a minimum of funding for deferred maintenance-type projects for basic repairs to keep the school sites functioning.

The financial hardship program is intended to aid districts that cannot contribute the full match for needed projects and the Lompoc USD believes that it does meet the criteria of the financial hardship program under the laws and regulations indicated above.

In the most recent needs assessment, the District has estimated an amount of over \$221 million in upgrades, repairs, and improvements needed District-wide. Without needed funding, the schools throughout the District must routinely deal with:

- 1) overheated or cold classrooms
- 2) outdated and failing fire alarm systems
- 3) leaking roofs
- 4) outdated security fencing and gates
- 5) rusted and deteriorated exterior storefront systems that allow vermin to enter the classrooms
- 6) rusted window systems that allow rain into the classrooms
- 7) crumbling and deteriorated floor coverings
- 8) inadequate and aging IT infrastructure
- 9) only 2-3 electrical outlets and multiple power strips in each classroom
- 10) playfields riddled with gopher holes that need substantial work to prevent injuries to students and staff.

Districtwide, estimated costs for just the scopes of work noted below are:

Fire alarm upgrades - \$4.73M
 Security fencing - \$6.7M
 Playfield improvements - \$21.8M
 Paving - \$11.4M
 HVAC - \$3.6M
 IT upgrades - \$3.2M

In addition, portable classrooms District-wide are all between 24 and 35 years old and beyond their useful life. Many of those were purchased used from a nearby district, therefore, used when installed.

Details and photographs of needs and estimated costs at each site are attached.

SIGNATURE OF AUTHORIZED DISTRICT REPRESENTATIVE	DATE 10/10/19
---	------------------

SCHOOL DISTRICT APPEAL REQUEST**GENERAL INSTRUCTIONS**

School districts are required to use this form to initiate an appeal for consideration by the State Allocation Board (SAB). The district must state specifically the purpose and description of the district's request. The district must submit all supporting documentation to the Office of Public School Construction (OPSC). Requests for SAB consideration are processed to the Board upon receipt by the OPSC of all required documentation and upon completion of a thorough analysis by the OPSC.

SPECIFIC INSTRUCTIONS**Purpose of Request**

Provide a brief statement of the district's request and number the components of the request if it has multiple parts.

Basis of Request

Site the applicable references in law, regulation, or other basis.

Description

Include the following in the description:

1. The background and circumstances which prompted the district's request.
2. Information relevant to the issues of the request.
3. The sequence of events and participants pertinent to the issues.
4. A statement explaining why the SAB should grant the district's request based on law, regulation, or other basis, as cited in above.

Attachments

Attach substantiating documentation as necessary to support the district's request. Note that all supporting documentation must be received by the OPSC prior to presentation to the SAB.

RECEIVED
OFFICE OF PUBLIC
SCHOOL CONSTRUCTION
2019 OCT 11 PM12:10
MAIL ROOM

Buena Vista Elementary School

Category/Scope	Estimated Cost
Health/Safety	
Fire Alarm Upgrades	\$275,000.00
Security Fencing	\$379,500.00
Security Cameras	\$45,540.00
Lead Abatement	\$75,900.00
Intercom System	\$44,275.00
Trip Hazards/Sidewalks	\$15,180.00
Room Alarm Systems	\$37,950.00
Building Improvements	
Roofing	\$409,968.00
IT Infrastructure	\$240,350.00
HVAC	\$253,000.00
Flooring	\$110,000.00
Painting	\$143,000.00
Electrical Improvements (non-lighting)	\$25,300.00
Blinds	\$25,300.00
Doors & hardware	\$17,457.00
Ceiling Repairs	\$4,428.00
Restroom Upgrades	\$11,000.00
Library Fixture Upgrades	\$5,060.00
Food Service Improvements	
Food Refrigeration	\$12,018.00
Kitchen Improvements	\$18,975.00
Equipment	\$2,530.00
Site Improvements	
Turf Improvements/Replacements	\$1,183,474.00
Playground Rubberized Fall Media	\$301,703.00
Paving Restoration/Replacement	\$53,770.00
Grading	\$25,300.00
Irrigation Upgrades	\$18,975.00
Kinder Playground Upgrades	\$25,300.00
Kindergarten Classroom Upgrades	\$15,180.00
Landscaping	\$6,325.00
Site Signage	\$22,000.00
Playground Containment	\$5,693.00
ADA Path of Travel	\$60,000.00
Energy Management	
Master Controls/Equipment Upgrades	\$59,898.00
Replacement of Portables with Permanent CRs	
12 Classroom Buildings	\$5,400,000.00
1 Restroom Building	\$316,250.00
Total	\$9,645,599.00

RECEIVED
OFFICE OF PUBLIC
SCHOOL CONSTRUCTION
2019 OCT 11 PM 12:11
MAIL ROOM

EXAMPLES OF EXISTING CONDITIONS AT BUENA VISTA ELEMENTARY SCHOOL



EXAMPLES OF EXISTING CONDITIONS AT BUENA VISTA ELEMENTARY SCHOOL



EXAMPLES OF EXISTING CONDITIONS AT BUENA VISTA ELEMENTARY SCHOOL



EXAMPLES OF EXISTING CONDITIONS AT BUENA VISTA ELEMENTARY SCHOOL




ATTACHMENT A

Cabrillo High School	
Category/Scope	Estimated Cost
Health/Safety	
Fire Alarm Upgrades	\$495,000.00
Security Fencing	\$703,973.00
Security Cameras	\$106,260.00
Lead Abatement	\$75,900.00
Intercom System	\$126,500.00
Trip Hazards/Sidewalks	\$101,200.00
Room Alarm Systems	\$82,225.00
Concealed Weapon Detection Line	\$18,975.00
Building Improvements	
Storefront Replacement	\$3,630,000.00
Roofing	\$265,650.00
IT Infrastructure	\$948,750.00
HVAC	\$253,000.00
Flooring	\$412,500.00
Painting	\$550,000.00
Blinds	\$101,200.00
Doors & hardware	\$25,300.00
Ceiling Repairs	\$17,710.00
Restroom Upgrades	\$11,000.00
Library Fixture Upgrades	\$20,240.00
Window Systems	\$75,900.00
Gymnasium Floors	\$189,750.00
Music Instrument Storage	\$30,360.00
Music Library	\$22,770.00
Music Risers	\$31,625.00
Music Recording Studio	\$44,275.00
Music Room Acoustical Wall Treatment	\$82,500.00
High Tech Media Center	\$158,125.00
Food Service Improvements	
Kitchen Improvements	\$31,625.00
Site Improvements	
Turf Improvements/Replacements	\$3,508,115.00
Paving Restoration/Replacement	\$1,766,310.00
Grading	\$31,625.00
Irrigation Upgrades	\$50,600.00
Landscaping	\$12,650.00
Site Signage	\$33,000.00
All-weather Track	\$442,750.00
Tennis Court Restoration or Replacement	\$158,125.00
Stadium Lighting	\$885,500.00
New Stadium	\$3,921,500.00
Track & Field Runways/Pit Infrastructure	\$63,250.00
Baseball/Softball Facility Restoration	\$101,200.00
Swimming Pool Facility Restoration/Replacement	\$4,048,000.00
Stadium Restroom	\$227,700.00
Lockers/Locker Room Restoration	\$88,550.00
ADA Path of Travel	\$63,250.00
Energy Management	
Master Controls/Equipment Upgrades	\$147,183.00
Replacement of Portables with Permanent CRs	
3 Classroom Buildings	\$1,650,000.00
Total	\$25,811,621.00

EXAMPLES OF EXISTING CONDITIONS AT CABRILLO HIGH SCHOOL




EXAMPLES OF EXISTING CONDITIONS AT CABRILLO HIGH SCHOOL



EXAMPLES OF EXISTING CONDITIONS AT CABRILLO HIGH SCHOOL



EXAMPLES OF EXISTING CONDITIONS AT CABRILLO HIGH SCHOOL



Crestview Elementary School	
Category/Scope	Estimated Cost
Health/Safety	
Fire Alarm Upgrades	\$275,000.00
Security Fencing	\$1,138,500.00
Security Cameras	\$45,540.00
Lead Abatement	\$75,900.00
Intercom System	\$53,130.00
Trip Hazards/Sidewalks	\$17,710.00
Room Alarm Systems	\$37,950.00
Building Improvements	
Roofing	\$56,925.00
IT Infrastructure	\$322,575.00
HVAC	\$394,680.00
Flooring	\$154,000.00
Painting	\$178,200.00
Electrical Improvements (non-lighting)	\$37,950.00
Blinds	\$101,200.00
Doors & hardware	\$25,047.00
Ceiling Repairs	\$4,428.00
Restroom Upgrades	\$11,000.00
Library Fixture Upgrades	\$5,060.00
Window Systems	\$75,900.00
Site Improvements	
Turf Improvements/Replacements	\$1,322,382.00
Playground Rubberized Fall Media	\$305,689.00
Paving Restoration/Replacement	\$192,784.00
Grading	\$18,975.00
Irrigation Upgrades	\$69,575.00
Landscaping	\$18,975.00
Site Signage	\$22,000.00
ADA Path of Travel	\$31,625.00
Energy Management	
Master Controls/Equipment Upgrades	\$75,078.00
Replacement of Portables with Permanent CRs	
12 Classroom Buildings	\$5,400,000.00
1 Restroom Building	\$316,250.00
Total	\$10,784,028.00

EXAMPLES OF EXISTING CONDITIONS AT CRESTVIEW ELEMENTARY SCHOOL



EXAMPLES OF EXISTING CONDITIONS AT CRESTVIEW ELEMENTARY SCHOOL



EXAMPLES OF EXISTING CONDITIONS AT CRESTVIEW ELEMENTARY SCHOOL



Fillmore Elementary School

Category/Scope	Estimated Cost
Health/Safety	
Fire Alarm Upgrades	\$275,000.00
Security Fencing	\$404,800.00
Security Cameras	\$53,130.00
Lead Abatement	\$75,900.00
Intercom System	\$49,335.00
Trip Hazards/Sidewalks	\$15,180.00
Room Alarm Systems	\$37,950.00
Building Improvements	
Roofing	\$208,725.00
IT Infrastructure	\$107,525.00
HVAC	\$328,000.00
Flooring	\$143,000.00
Painting	\$169,400.00
Electrical Improvements (non-lighting)	\$37,950.00
Blinds	\$37,950.00
Doors & hardware	\$6,325.00
Ceiling Repairs	\$4,428.00
Restroom Upgrades	\$11,000.00
Library Fixture Upgrades	\$5,060.00
Window Systems	\$126,500.00
Food Service Improvements	
Equipment	\$2,530.00
Site Improvements	
Turf Improvements/Replacements	\$1,046,815.00
Playground Rubberized Fall Media	\$176,468.00
Paving Restoration/Replacement	\$73,670.00
Grading	\$12,650.00
Irrigation Upgrades	\$18,975.00
Landscaping	\$3,795.00
Site Signage	\$22,000.00
Playground Containment	\$5,465.00
Kindergarten Classroom Upgrades	\$15,180.00
ADA Path of Travel	\$31,625.00
Energy Management	
Master Controls/Equipment Upgrades	\$68,753.00
Replacement of Portables with Permanent CRs	
11 Classroom Buildings	\$4,950,000.00
Total	\$8,525,084.00

RECEIVED
OFFICE OF PUBLIC
SCHOOL CONSTRUCTION

2019 OCT 11 PM 12:11

MAIL ROOM

EXAMPLES OF EXISTING CONDITIONS AT FILLMORE ELEMENTARY SCHOOL



EXAMPLES OF EXISTING CONDITIONS AT FILLMORE ELEMENTARY SCHOOL



EXAMPLES OF EXISTING CONDITIONS AT FILLMORE ELEMENTARY SCHOOL



Hapgood Elementary School

Category/Scope	Estimated Cost
Health/Safety	
Fire Alarm Upgrades	\$275,000.00
Security Fencing	\$468,050.00
Security Cameras	\$53,130.00
Lead Abatement	\$75,900.00
Intercom System	\$49,335.00
Trip Hazards/Sidewalks	\$17,710.00
Room Alarm Systems	\$37,950.00
Building Improvements	
Roofing	\$32,890.00
IT Infrastructure	\$145,475.00
HVAC	\$18,975.00
Flooring	\$187,000.00
Painting	\$204,600.00
Electrical Improvements (non-lighting)	\$37,950.00
Blinds	\$37,950.00
Doors & hardware	\$23,023.00
Ceiling Repairs	\$4,428.00
Restroom Upgrades	\$11,000.00
Library Fixture Upgrades	\$5,060.00
Window Systems	\$366,850.00
Site Improvements	
Turf Improvements/Replacements	\$1,004,002.00
Playground Rubberized Fall Media	\$375,705.00
Paving Restoration/Replacement	\$527,181.00
Grading	\$10,120.00
Irrigation Upgrades	\$12,650.00
Landscaping	\$5,060.00
Site Signage	\$22,000.00
Kinder Playground Upgrades	\$15,180.00
Kindergarten Classroom Upgrades	\$15,180.00
ADA Path of Travel	\$31,625.00
Energy Management	
Master Controls/Equipment Upgrades	\$68,753.00
Replacement of Portables with Permanent CRs	
3 Classroom Buildings	\$1,350,000.00
Total	\$5,489,732.00

RECEIVED
OFFICE OF PUBLIC
SCHOOL CONSTRUCTION

2019 OCT 11 PM 12:11

MAIL ROOM


EXAMPLES OF EXISTING CONDITIONS AT HAPGOOD ELEMENTARY SCHOOL



EXAMPLES OF EXISTING CONDITIONS AT HAPGOOD ELEMENTARY SCHOOL



EXAMPLES OF EXISTING CONDITIONS AT HAPGOOD ELEMENTARY SCHOOL



La Canada Elementary School	
Category/Scope	Estimated Cost
Health/Safety	
Fire Alarm Upgrades	\$275,000.00
Security Fencing	\$404,800.00
Security Cameras	\$53,130.00
Lead Abatement	\$75,900.00
Intercom System	\$49,335.00
Trip Hazards/Sidewalks	\$15,180.00
Room Alarm Systems	\$37,950.00
Building Improvements	
Roofing	\$45,540.00
IT Infrastructure	\$139,150.00
HVAC	\$253,000.00
Flooring	\$126,500.00
Painting	\$156,200.00
Electrical Improvements (non-lighting)	\$37,950.00
Blinds	\$25,300.00
Doors & hardware	\$10,120.00
Ceiling Repairs	\$4,428.00
Restroom Upgrades	\$11,000.00
Library Fixture Upgrades	\$5,060.00
Window Systems	\$50,600.00
Food Service Improvements	
Food Refrigeration	\$12,018.00
Kitchen Improvements	\$18,975.00
Equipment	\$2,530.00
Site Improvements	
Turf Improvements/Replacements	\$1,523,947.00
Playground Rubberized Fall Media	\$19,582.00
Playground Containment	\$97,405.00
Paving Restoration/Replacement	\$373,709.00
Grading	\$18,975.00
Irrigation Upgrades	\$12,650.00
Landscaping	\$3,795.00
Site Signage	\$22,000.00
Kinder Playground Upgrades	\$12,650.00
Kindergarten Classroom Upgrades	\$15,180.00
ADA Path of Travel	
	\$31,625.00
Energy Management	
Master Controls/Equipment Upgrades	\$75,078.00
Replacement of Portables with Permanent CRs	
10 Classroom Buildings	\$4,500,000.00
1 Restroom Building	\$316,250.00
Total	\$8,832,512.00

RECEIVED
OFFICE OF PUBLIC
SCHOOL CONSTRUCTION

2019 OCT 11 PM 12:11

MAIL ROOM

EXAMPLES OF EXISTING CONDITIONS AT LA CANADA ELEMENTARY SCHOOL
ELEMENTARY SCHOOL



EXAMPLES OF EXISTING CONDITIONS AT LA CANADA ELEMENTARY SCHOOL
ELEMENTARY SCHOOL



EXAMPLES OF EXISTING CONDITIONS AT LA CANADA ELEMENTARY SCHOOL
ELEMENTARY SCHOOL



EXAMPLES OF EXISTING CONDITIONS AT LA CANADA ELEMENTARY SCHOOL
ELEMENTARY SCHOOL

La Honda Elementary School
Category/Scope

Estimated Cost

Health/Safety

Fire Alarm Upgrades	\$275,000.00
Security Fencing	\$387,090.00
Security Cameras	\$45,540.00
Lead Abatement	\$75,900.00
Intercom System	\$44,275.00
Trip Hazards/Sidewalks	\$17,710.00
Room Alarm Systems	\$37,950.00

Building Improvements

Roofing	\$37,950.00
IT Infrastructure	\$145,475.00
HVAC	\$316,250.00
Flooring	\$110,000.00
Painting	\$143,000.00
Electrical Improvements (non-lighting)	\$37,950.00
Blinds	\$20,240.00
Doors & hardware	\$6,325.00
Ceiling Repairs	\$4,428.00
Restroom Upgrades	\$11,000.00
Library Fixture Upgrades	\$5,060.00

Food Service Improvements

Kitchen Improvements	\$18,975.00
Equipment	\$2,530.00

Site Improvements

Turf Improvements/Replacements	\$1,002,856.00
Playground Rubberized Fall Media	\$254,265.00
Playground Containment	\$2,783.00
Paving Restoration/Replacement	\$326,900.00
Grading	\$8,855.00
Irrigation Upgrades	\$8,855.00
Landscaping	\$3,795.00
Site Signage	\$22,000.00
Kinder Playground Upgrades	\$22,770.00

ADA Path of Travel

\$31,625.00

Energy Management

Master Controls/Equipment Upgrades	\$64,958.00
------------------------------------	-------------

Replacement of Portables with Permanent CRs

10 Classroom Buildings	\$5,400,000.00
------------------------	----------------

Total


\$8,892,310.00

RECEIVED
OFFICE OF PUBLIC
SCHOOL CONSTRUCTION


2019 OCT 11 PM12:11

MAIL ROOM

EXAMPLES OF EXISTING CONDITIONS AT LA HONDA ELEMENTARY SCHOOL
ELEMENTARY SCHOOL



EXAMPLES OF EXISTING CONDITIONS AT LA HONDA ELEMENTARY SCHOOL
ELEMENTARY SCHOOL



EXAMPLES OF EXISTING CONDITIONS AT LA HONDA ELEMENTARY SCHOOL
ELEMENTARY SCHOOL



EXAMPLES OF EXISTING CONDITIONS AT LA HONDA ELEMENTARY SCHOOL
ELEMENTARY SCHOOL

ATTACHMENT A

Lompoc High School	
Category/Scope	Estimated Cost
Health/Safety	
Fire Alarm Upgrades	\$495,000.00
Security Fencing	\$695,750.00
Security Cameras	\$189,750.00
Lead Abatement	\$101,200.00
Intercom System	\$126,500.00
Trip Hazards/Sidewalks	\$44,275.00
Room Alarm Systems	\$107,525.00
Concealed Weapon Detection Line	\$37,950.00
Building Improvements	
Roofing	\$88,550.00
IT Infrastructure	\$139,150.00
HVAC	\$442,750.00
Flooring	\$396,000.00
Painting	\$536,800.00
Electrical Improvements (non-lighting)	\$75,900.00
Blinds	\$113,850.00
Doors & hardware	\$30,360.00
Ceiling Repairs	\$17,710.00
Restroom Upgrades	\$11,000.00
Library Fixture Upgrades	\$20,240.00
Gymnasium Floors	\$189,750.00
Music Instrument Storage	\$30,360.00
Music Library	\$22,770.00
Music Risers	\$31,625.00
Music Recording Studio	\$44,275.00
Music Room Acoustical Wall Treatment	\$82,500.00
High Tech Media Center	\$158,125.00
Site Improvements	
Turf Improvements/Replacements	\$3,310,067.00
Paving Restoration/Replacement	\$2,082,199.00
Grading	\$18,975.00
Irrigation Upgrades	\$37,950.00
Landscaping	\$31,625.00
Site Signage	\$33,000.00
All-weather Track	\$442,750.00
Tennis Court Restoration or Replacement	\$278,300.00
Stadium Lighting	\$164,450.00
Stadium Renovation	\$759,000.00
Track & Field Runways/Pit Infrastructure	\$63,250.00
Baseball/Softball Facility Restoration	\$101,200.00
Swimming Pool Facility Restoration/Replacement	\$4,048,000.00
Stadium Restroom	\$227,700.00
Lockers/Locker Room Restoration	\$88,550.00
ADA Path of Travel	
	\$63,250.00
Energy Management	
Master Controls/Equipment Upgrades	\$147,183.00
Replacement of Portables with Permanent CRs	
9 Classroom Buildings	\$4,950,000.00
Total	\$21,077,114.00

RECEIVED
OFFICE OF PUBLIC
SCHOOL CONSTRUCTION


2019 OCT 11 PM 12:11

MAIL ROOM

EXAMPLES OF EXISTING CONDITIONS AT LOMPOC HIGH SCHOOL



EXAMPLES OF EXISTING CONDITIONS AT LOMPOC HIGH SCHOOL



EXAMPLES OF EXISTING CONDITIONS AT LOMPOC HIGH SCHOOL



EXAMPLES OF EXISTING CONDITIONS AT LOMPOC HIGH SCHOOL



Lompoc Valley Middle School	
Category/Scope	Estimated Cost
Health/Safety	
Fire Alarm Upgrades	\$330,000.00
Security Fencing	\$404,800.00
Security Cameras	\$86,020.00
Lead Abatement	\$75,900.00
Intercom System	\$101,200.00
Trip Hazards/Sidewalks	\$30,360.00
Room Alarm Systems	\$63,250.00
Concealed Weapon Detection Line	\$6,000.00
Building Improvements	
Roofing	\$58,190.00
IT Infrastructure	\$404,800.00
HVAC	\$25,300.00
Flooring	\$247,500.00
Painting	\$308,000.00
Electrical Improvements (non-lighting)	\$75,900.00
Blinds	\$63,250.00
Doors & hardware	\$20,240.00
Ceiling Repairs	\$13,283.00
Restroom Upgrades	\$11,000.00
Library Fixture Upgrades	\$10,120.00
Window Systems	\$126,500.00
Gymnasium Restoration	\$56,925.00
Gymnasium Floors	\$158,125.00
Music Instrument Storage	\$15,180.00
Music Library	\$10,120.00
Music Risers	\$22,770.00
Food Service Improvements	
Food Refrigeration	\$20,240.00
Kitchen Improvements	\$107,525.00
Equipment	\$50,600.00
Site Improvements	
Turf Improvements/Replacements	\$1,506,221.00
Paving Restoration/Replacement	\$836,837.00
Grading	\$15,180.00
Irrigation Upgrades	\$10,120.00
Landscaping	\$18,975.00
Site Signage	\$27,500.00
ADA Path of Travel	
	\$56,925.00
Energy Management	
Master Controls/Equipment Upgrades	\$102,908.00
Replacement of Portables with Permanent CRs	
4 Classroom Buildings	\$2,000,000.00
Total	\$7,477,764.00

RECEIVED
OFFICE OF PUBLIC
SCHOOL CONSTRUCTION

2019 OCT 11 PM 12:11

MAIL ROOM

EXAMPLES OF EXISTING CONDITIONS AT LOMPOC VALLEY MIDDLE SCHOOL



EXAMPLES OF EXISTING CONDITIONS AT LOMPOC VALLEY MIDDLE SCHOOL



EXAMPLES OF EXISTING CONDITIONS AT LOMPOC VALLEY MIDDLE SCHOOL



Los Berros Elementary School

Category/Scope	Estimated Cost
Health/Safety	
Fire Alarm Upgrades	\$275,000.00
Security Fencing	\$341,550.00
Security Cameras	\$45,540.00
Lead Abatement	\$37,950.00
Intercom System	\$44,275.00
Trip Hazards/Sidewalks	\$15,180.00
Room Alarm Systems	\$37,950.00
Building Improvements	
Roofing	\$94,875.00
IT Infrastructure	\$170,775.00
HVAC	\$253,000.00
Flooring	\$143,000.00
Painting	\$169,400.00
Electrical Improvements (non-lighting)	\$37,950.00
Blinds	\$20,240.00
Doors & hardware	\$6,325.00
Ceiling Repairs	\$4,428.00
Restroom Upgrades	\$11,000.00
Library Fixture Upgrades	\$5,060.00
Food Service Improvements	
Kitchen Improvements	\$18,975.00
Equipment	\$2,530.00
Site Improvements	
Turf Improvements/Replacements	\$1,168,897.00
Playground Rubberized Fall Media	\$375,705.00
Playground Containment	\$12,587.00
Paving Restoration/Replacement	\$207,184.00
Grading	\$31,625.00
Irrigation Upgrades	\$12,650.00
Landscaping	\$5,060.00
Site Signage	\$22,000.00
Kindergarten Classroom Upgrades	\$7,590.00
ADA Path of Travel	\$18,975.00
Energy Management	
Master Controls/Equipment Upgrades	\$58,633.00
Replacement of Portables with Permanent CRs	
5 Classroom Buildings	\$2,250,000.00
Total	\$5,905,909.00

RECEIVED
OFFICE OF PUBLIC
SCHOOL CONSTRUCTION

2019 OCT 11 PM 12:11

MAIL ROOM

EXAMPLES OF EXISTING CONDITIONS AT LOS BERROS ELEMENTARY SCHOOL



EXAMPLES OF EXISTING CONDITIONS AT LOS BERROS ELEMENTARY SCHOOL



EXAMPLES OF EXISTING CONDITIONS AT LOS BERROS ELEMENTARY SCHOOL



EXAMPLES OF EXISTING CONDITIONS AT LOS BERROS ELEMENTARY SCHOOL



Maple High School	
Category/Scope	Estimated Cost
Health/Safety	
Fire Alarm Upgrades	\$275,000.00
Security Fencing	\$141,680.00
Security Cameras	\$53,130.00
Lead Abatement	\$75,900.00
Intercom System	\$44,275.00
Trip Hazards/Sidewalks	\$43,010.00
Room Alarm Systems	\$31,625.00
Concealed Weapon Detection Line	\$18,975.00
Building Improvements	
Roofing	\$43,010.00
IT Infrastructure	\$82,225.00
HVAC	\$12,650.00
Flooring	\$82,500.00
Painting	\$121,000.00
Electrical Improvements (non-lighting)	\$37,950.00
Blinds	\$30,360.00
Doors & hardware	\$57,558.00
Ceiling Repairs	\$4,428.00
Restroom Upgrades	\$11,000.00
Food Service Improvements	
Food Refrigeration	\$10,120.00
Kitchen Improvements	\$25,300.00
Food Heating	\$3,795.00
Site Improvements	
Turf Improvements/Replacements	\$496,804.00
Paving Restoration/Replacement	\$81,666.00
Grading	\$69,575.00
Irrigation Upgrades	\$75,900.00
Landscaping	\$113,850.00
Site Signage	\$33,000.00
Kinder Playground Upgrades	\$18,975.00
Kindergarten Classroom Upgrades	\$22,770.00
ADA Path of Travel	
	\$25,300.00
Energy Management	
Master Controls/Equipment Upgrades	\$49,778.00
Replacement of Portables with Permanent CRs	
3 Classroom Buildings	\$1,650,000.00
Total	\$3,843,109.00


RECEIVED
OFFICE OF PUBLIC
SCHOOL CONSTRUCTION
2019 OCT 11 PM 12:11

MAIL ROOM

EXAMPLES OF EXISTING CONDITIONS AT MAPLE HIGH SCHOOL



EXAMPLES OF EXISTING CONDITIONS AT MAPLE HIGH SCHOOL



EXAMPLES OF EXISTING CONDITIONS AT MAPLE HIGH SCHOOL



EXAMPLES OF EXISTING CONDITIONS AT MAPLE HIGH SCHOOL

Miguelito Elementary School
Category/Scope

Estimated Cost**Health/Safety**

Fire Alarm Upgrades	\$275,000.00
Security Fencing	\$303,600.00
Security Cameras	\$45,540.00
Lead Abatement	\$75,900.00
Intercom System	\$44,275.00
Trip Hazards/Sidewalks	\$22,770.00
Room Alarm Systems	\$37,950.00

Building Improvements

IT Infrastructure	\$56,925.00
HVAC	\$531,300.00
Flooring	\$93,500.00
Painting	\$129,800.00
Electrical Improvements (non-lighting)	\$37,950.00
Blinds	\$25,300.00
Doors & hardware	\$6,325.00
Ceiling Repairs	\$4,428.00
Restroom Upgrades	\$11,000.00
Library Fixture Upgrades	\$5,060.00

Food Service Improvements

Kitchen Improvements	\$18,975.00
Equipment	\$2,530.00

Site Improvements

Turf Improvements/Replacements	\$785,291.00
Playground Rubberized Fall Media	\$136,620.00
Playground Containment	\$4,111.00
Paving Restoration/Replacement	\$694,500.00
Grading	\$18,975.00
Irrigation Upgrades	\$12,650.00
Landscaping	\$12,650.00
Site Signage	\$22,000.00
Kinder Playground Upgrades	\$25,300.00
Kindergarten Classroom Upgrades	\$7,590.00

ADA Path of Travel

\$31,625.00

Energy Management

Master Controls/Equipment Upgrades	\$64,958.00
------------------------------------	-------------

Replacement of Portables with Permanent CRs

15 Classroom Buildings	\$6,750,000.00
1 Restroom Building	\$316,250.00

Total**\$10,610,648.00**

RECEIVED
OFFICE OF PUBLIC
SCHOOL CONSTRUCTION

2019 OCT 11 PM 12:11

MAIL ROOM

EXAMPLES OF EXISTING CONDITIONS AT MIGUELITO ELEMENTARY SCHOOL



EXAMPLES OF EXISTING CONDITIONS AT MIGUELITO ELEMENTARY SCHOOL



EXAMPLES OF EXISTING CONDITIONS AT MIGUELITO ELEMENTARY SCHOOL

EXAMPLES OF EXISTING CONDITIONS AT MIGUELITO ELEMENTARY SCHOOL

Ruth Elementary School	
Category/Scope	Estimated Cost
Health/Safety	
Fire Alarm Upgrades	\$275,000.00
Security Fencing	\$404,800.00
Security Cameras	\$53,130.00
Lead Abatement	\$75,900.00
Intercom System	\$49,335.00
Trip Hazards/Sidewalks	\$17,710.00
Room Alarm Systems	\$37,950.00
Building Improvements	
Roofing	\$164,450.00
IT Infrastructure	\$97,405.00
Flooring	\$110,000.00
Painting	\$143,000.00
Electrical Improvements (non-lighting)	\$37,950.00
Blinds	\$25,300.00
Doors & hardware	\$6,325.00
Ceiling Repairs	\$4,428.00
Restroom Upgrades	\$11,000.00
Library Fixture Upgrades	\$5,060.00
Window Systems	\$75,900.00
Food Service Improvements	
Food Refrigeration	\$12,018.00
Kitchen Improvements	\$18,975.00
Equipment	\$2,530.00
Site Improvements	
Turf Improvements/Replacements	\$1,036,232.00
Playground Rubberized Fall Media	\$193,545.00
Playground Containment	\$5,693.00
Paving Restoration/Replacement	\$463,376.00
Grading	\$12,650.00
Irrigation Upgrades	\$25,300.00
Landscaping	\$7,590.00
Site Signage	\$22,000.00
Kinder Playground Upgrades	\$12,650.00
Kindergarten Classroom Upgrades	\$15,180.00
ADA Path of Travel	
	\$31,625.00
Energy Management	
Master Controls/Equipment Upgrades	\$67,488.00
Replacement of Portables with Permanent CRs	
19 Classroom Buildings	\$8,550,000.00
1 Restroom Building	\$316,250.00
Total	\$12,387,745.00

RECEIVED
OFFICE OF PUBLIC
SCHOOL CONSTRUCTION

2019 OCT 11 PM12:11

MAIL ROOM

EXAMPLES OF EXISTING CONDITIONS AT RUTH ELEMENTARY SCHOOL



EXAMPLES OF EXISTING CONDITIONS AT RUTH ELEMENTARY SCHOOL



EXAMPLES OF EXISTING CONDITIONS AT RUTH ELEMENTARY SCHOOL



EXAMPLES OF EXISTING CONDITIONS AT RUTH ELEMENTARY SCHOOL



EXAMPLES OF EXISTING CONDITIONS AT RUTH ELEMENTARY SCHOOL



Vandenberg Middle School

Category/Scope	Estimated Cost
Health/Safety	
Fire Alarm Upgrades	\$330,000.00
Security Fencing	\$192,280.00
Security Cameras	\$53,130.00
Lead Abatement	\$44,275.00
Intercom System	\$101,200.00
Trip Hazards/Sidewalks	\$80,960.00
Room Alarm Systems	\$56,925.00
Concealed Weapon Detection Line	\$6,000.00
Building Improvements	
Roofing	\$37,950.00
IT Infrastructure	\$126,500.00
HVAC	\$126,500.00
Flooring	\$209,000.00
Painting	\$277,200.00
Electrical Improvements (non-lighting)	\$75,900.00
Blinds	\$30,360.00
Doors & hardware	\$7,590.00
Ceiling Repairs	\$13,283.00
Restroom Upgrades	\$11,000.00
Library Fixture Upgrades	\$10,120.00
Music Instrument Storage	\$15,180.00
Music Library	\$10,120.00
Music Risers	\$22,770.00
Site Improvements	
Turf Improvements/Replacements	\$2,422,345.00
Paving Restoration/Replacement	\$370,786.00
Grading	\$107,525.00
Irrigation Upgrades	\$113,850.00
Landscaping	\$37,950.00
Site Signage	\$27,500.00
Track	\$158,125.00
ADA Path of Travel	\$31,625.00
Energy Management	
Master Controls/Equipment Upgrades	\$99,113.00
Replacement of Portables with Permanent CRs	
8 Classroom Buildings	\$4,000,000.00
Total	\$9,207,062.00

RECEIVED
OFFICE OF PUBLIC
SCHOOL CONSTRUCTION


2019 OCT 11 PM 12:11

MAIL ROOM

EXAMPLES OF EXISTING CONDITIONS AT VANDENBERG MIDDLE SCHOOL



EXAMPLES OF EXISTING CONDITIONS AT VANDENBERG MIDDLE SCHOOL



ATTACHMENT B

AUTHORITY

Education Code Section 17075.10(b)(1)(B) states that "...the school district has made all reasonable efforts to impose levels of local debt capacity and developer fees, and that the school district is, therefore, unable to participate in the program pursuant to this chapter except as set forth in this article."

EC Section 17075.15(d) states:

Further, regulations shall also specify a method for determining required level of local effort to obtain matching funds. The regulations shall include consideration of at least all of the following factors:

(1) Whether the school district has passed a bond measure within the two-year period immediately preceding the application for funding under this article, the proceeds of which are substantially available for use in the project to be funded under this chapter, but remains unable to provide the necessary matching share requirement.

(2) Whether the principal amount of the current outstanding bonded indebtedness issued for the purpose of constructing school facilities for the school district and secured by property within the school district or by revenues of, or available to, the school district, which shall include general obligation bonds, Mello-Roos bonds, school facility improvement district bonds, certificates of participation, and other debt instruments issued for the purpose of constructing school facilities for the school district and for which owners of property within the school district or the school district are paying debt service is at least 60 percent of the school district's total bonding capacity, as determined by the board.

(3) Whether the total bonding capacity, as defined in Section 15102 or 15106, as applicable, is five million dollars (\$5,000,000) or less, in which case, the school district shall be deemed eligible for financial hardship.

(4) Whether the application for funding under this article is from a county superintendent of schools.

(5) Whether the school district submits other evidence of substantial local effort acceptable to the board.

(6) The value of any unused local general obligation debt capacity, and developer fees added to the needs analysis to reflect the district's financial hardship, available for the purposes of school facilities financing."

School Facility Program (SFP) Regulation Section 1859.81(c) states

(c) "...The district has made all reasonable efforts to fund its matching share of the project by demonstrating it is levying the developer fee justified under law or an alternative revenue source equal to or greater than the developer fee otherwise justified under law at the time of request for hardship and the district meets at least one of the following:

(1) The current outstanding bonded indebtedness of the district issued for the purpose of constructing school facilities in accordance with Education code Section 17072.35 or 17074.25 as appropriate, at the time of request for financial hardship status, is at least 60 percent of the district's total bonding capacity. Outstanding bonded indebtedness includes that part of general obligation bonds, Mello-Roos Bonds, School Facility Improvement District Bonds and certificates of participation which the district is paying a debt service that was issued for capital outlay school facility purposes.

(2) The district had a successful registered voter bond election for at least the maximum amount allowed under Proposition 39 within the previous two years from the date of request for financial hardship status. The proceeds from the bond election that represent the maximum amount allowed under the provisions of Proposition 39 must be used to fund the district's matching share requirement for SFP project(s).

(3) It is a County Superintendent of Schools.

(4) The district's total bonding capacity at the time of the request for financial hardship status is \$5 million or less.

(5) Other evidence of reasonable effort as approved by the SAB.

ATTACHMENT C

District's Seeking Financial Hardship Status – Other Evidence

District	District FH Request	Unique Situation	SAB Meeting Date	Board Action
Monterey Peninsula	New construction project – full construction funding	<ul style="list-style-type: none"> Closure of Fort Ord Loss of \$10 million in annual federal aid 	January 23, 2003	Approved
Mariposa County Unified	Three modernization projects – full construction funding	<ul style="list-style-type: none"> No bonded Indebtedness Never attempted prop. 39 bond 	February 26, 2003	FH Status not approved
Galt Joint Union High	Two new construction projects – full construction funding	<ul style="list-style-type: none"> Three Failed bond measures Levying max. developer fees In danger of becoming AB 1200¹ district 	August 25, 2004	Approved
Needles Unified	New construction project – full construction funding	Facility Hardship project, school needed to be relocated because of hazardous transportation route to site and remote location.	October 26, 2005	<ul style="list-style-type: none"> Approved Design grant only Board directed District to pass local bond before seeking FH for construction phase
Acton-Aqua Dulce Unified	New construction project – full construction funding	<ul style="list-style-type: none"> Previously under State receivership Gym was non-Field Act compliant & shut down by DSA No cafeteria 	October 26, 2005	<ul style="list-style-type: none"> Board seeking further information Item was scheduled again for 3/22/06 SAB meeting District withdrew appeal with understanding that they needed to first seek a local bond measure
Needles Unified	New construction project & two modernization projects – full construction funding	Facility Hardship project, entire school was relocated because of hazardous transportation route to site and remote location	January 27, 2007	<ul style="list-style-type: none"> Approved new construction Parker Dam project only Modernization projects not approved
Biggs Unified	New construction project – Design only funding	<ul style="list-style-type: none"> Lacked matching funds to move forward Instability of District's fiscal situation 	January 27, 2010	<ul style="list-style-type: none"> Approved for Design grant only Board directed District to seek local funding sources prior to requesting FH for construction phase

District's Seeking Financial Hardship Status – Other Evidence

District	District FH Request	Unique Situation	SAB Meeting Date	Board Action
Aromas-San Juan Unified	Facility Hardship project-Design Funding with Advance Funding for Evaluation and RA	Facility Hardship project involves buildings defined as "Most Vulnerable Category 2 Building	March 28, 2012	<ul style="list-style-type: none"> • Board took no action • FH status not approved
Sierra Plumas Joint Unified	Facility Hardship project- full construction funding	<ul style="list-style-type: none"> • Unable to pass a bond due to county demographics and history • Requesting funding for health and safety related rehabilitation work 	March 20, 2013	FH status not approved
Mountain Valley Unified	Two facility Hardship projects-full construction funding	Facility Hardship project, portions of a remotely located school were closed for mold mitigation.	August 23, 2017	<ul style="list-style-type: none"> • FH status approved • Approved for immediate Apportionment
Central Unified Elementary	One modernization project – full construction funding	<ul style="list-style-type: none"> • Unable to pass a bond due to county demographics • State funding leveraged Federal Office of Economic Adjustment project funding 	December 11, 2018	<ul style="list-style-type: none"> • FH status approved • Approved for immediate apportionment
Biggs Unified	Four modernization projects – full construction funding	<ul style="list-style-type: none"> • Unable to pass a local bond • Impacted by students displaced by the Camp Fire • Continual instability of District's fiscal situation 	June 26, 2019	<ul style="list-style-type: none"> • FH status approved

¹AB 1200 District – Law passed in 1991 that defined fiscal accountability for school districts and county offices of education to prevent bankruptcy. Districts are required to submit interim reports of their financial health to their County offices.

TENTATIVE WORKLOAD

April 2020

ACTION ITEMS

Priority Funding School Construction Apportionments

REPORTS, DISCUSSION and INFORMATION ITEMS

Standard Information Items

FINANCIAL REPORTS

Status of Fund Releases

Status of Funds

TENTATIVE WORKLOAD

May 2020

ACTION ITEMS

REPORTS, DISCUSSION and INFORMATION ITEMS

Standard Information Items

FINANCIAL REPORTS

Status of Fund Releases

Status of Funds

TENTATIVE WORKLOAD

June 2020

ACTION ITEMS

REPORTS, DISCUSSION and INFORMATION ITEMS

Standard Information Items

FINANCIAL REPORTS

Status of Fund Releases

Status of Funds

APPEALS

Received as of February 29, 2020

<u>Appeal Received Date</u>	<u>District/County</u>	<u>Tentative SAB Date*</u>	<u>Description</u>
10/17/17	San Bernardino City USD / San Bernardino	TBD	District requests OPSC to accept \$870,618 in expenditures for three SFP modernization projects.
1/16/19	Los Angeles Unified School District / Los Angeles	TBD	District is requesting to use construction contract and change order amounts as a cost estimate for a Facility Hardship project.
7/29/19	Mountain Valley USD / Trinity	TBD	District request to use excess funds from a Facility Hardship project with Financial Hardship assistance towards another Facility Hardship project with Financial Hardship assistance.
1/13/20	Porterville USD/Tulare	4/2020	District requests funding for a new construction project at Belleview Elementary School using new construction eligibility for the 2019/2020 reporting year instead of the year in which the application would have been processed.
2/25/20	Los Angeles Unified School District / Los Angeles	4/2020	District requests to receive 50-year-old building funding based on date of application processing as opposed to application received date.
2/12/20	Greenfield UESD/Monterey	5/2020	District requests a change of scope and time extension for a Full-Day Kindergarten Facilities Grant Program project.
2/28/20	Pioneer UESD / Kings	6/2020	District request funding for a new construction project based on an enrollment period that is different from the enrollment period in which the application was processed.

*Please note: Tentative SAB Date is not a guaranteed meeting date and may be subject to change.

STATE ALLOCATION BOARD MEETING DATES

The State Allocation Board (SAB) meeting dates for the 2020 calendar year are as follows:

Board Date	Type of Meeting
April 22, 2020*	Monthly (Consent/Appeals/Action)
May 27, 2020*	Monthly (Consent/Appeals/Action)
June 24, 2020*	Monthly (Consent/Appeals/Action)
July 22, 2020*	Monthly (Consent/Appeals/Action)
August 26, 2020*	Monthly (Consent/Appeals/Action)
September 23, 2020*	Monthly (Consent/Appeals/Action)
October 28, 2020*	Monthly (Consent/Appeals/Action)
December 2020*	Monthly (Consent/Appeals/Action)

*The projected dates and time will be determined upon the discussion with the Vice-Chair and Chair based on workload.

The SAB meets in different rooms within the State Capitol at 4:00 p.m. when the State Legislature is in session and at 2:00 p.m. when the State Legislature is out on recess. Due to scheduling changes within the Legislature, some of the SAB meetings may be canceled or changed with short notice.

INFORMATION ITEM

SCHOOL FACILITY PROGRAM

NEW CONSTRUCTION AND MODERNIZATION UNFUNDED LIST (as of February 26, 2020)

The New Construction and Modernization projects on this list have received an “unfunded” approval by the State Allocation Board (SAB). Note that an “unfunded” approval does not guarantee a future apportionment by the SAB.

Published monthly in the SAB Agenda.

This report is also located on the [OPSC Website](#)

Unfunded Approvals
as of February 26, 2020 SAB

County	School District	Application Number	Program	Approval	Received Date	SAB Unfunded Approval	Financial Hardship Apportionment	Loan	State Share	Total Apportionment	Cumulative Amount	Submitted Certification Letter November 2019	Grant Agreement Received as of 02/28/2020
HUMBOLDT	KLAMATH-TRINITY JOINT UNIFIED	51/62901-00-015	Facility Hardship	G	4/16/2018	7/23/2019	1,048,571.00	0.00	1,048,571.00	2,097,142.00	2,097,142.00	Yes	Yes
HUMBOLDT	KLAMATH-TRINITY JOINT UNIFIED	51/62901-00-015	Facility Hardship	G	4/16/2018	9/25/2019	119,740.24	0.00	119,740.24	239,480.48	2,336,622.48	Yes	No
HUMBOLDT	KLAMATH-TRINITY JOINT UNIFIED	51/62901-00-015	Facility Hardship	G	4/16/2018	10/23/2019	118,780.48	0.00	118,780.48	237,560.96	2,574,183.44	Yes	No
SAN BERNARDINO	ONTARIO-MONTCLAIR	58/67819-00-001	Rehabilitation-Seismic	G	3/28/2019	8/28/2019	0.00	0.00	2,367,833.00	2,367,833.00	4,942,016.44	Yes	Yes
SAN BERNARDINO	ONTARIO-MONTCLAIR	58/67819-00-002	Rehabilitation-Seismic	G	3/28/2019	8/28/2019	0.00	0.00	2,066,099.03	2,066,099.03	7,008,115.47	Yes	Yes
SONOMA	SEBASTOPOL UNION ELEMENTARY	58/70938-00-001	Rehabilitation	G	4/4/2019	8/28/2019	0.00	0.00	424,748.00	424,748.00	7,432,863.47	Yes	Yes
SAN LUIS OBISPO	TEMPLETON UNIFIED	58/68841-00-001	Rehabilitation	G	4/12/2019	8/28/2019	0.00	0.00	215,046.00	215,046.00	7,647,909.47	Yes	Yes
PLACER	ROSEVILLE JOINT UNION HIGH	58/66928-00-001	Rehabilitation-Seismic	G	2/25/2019	9/25/2019	0.00	0.00	2,063,039.00	2,063,039.00	9,710,948.47	Yes	Yes
SANTA CLARA	CAMPBELL UNION HIGH	58/69401-00-001	Rehabilitation-Seismic	G	5/30/2019	9/25/2019	0.00	0.00	121,364.41	121,364.41	9,832,312.88	Yes	Yes
SAN LUIS OBISPO	LUCIA MAR UNIFIED	58/68759-00-002	Rehabilitation	G	5/31/2019	9/25/2019	0.00	0.00	311,555.32	311,555.32	10,143,868.20	Yes	Yes
GLENN	PLAZA ELEMENTARY	58/62638-00-001	Rehabilitation	G	6/6/2019	9/25/2019	88,628.00	0.00	135,426.00	224,054.00	10,367,922.20	Yes	Yes
TRINITY	LEWISTON ELEMENTARY	58/71746-00-002	Rehabilitation	D	7/26/2019	9/25/2019	0.00	0.00	50,508.60	50,508.60	10,418,430.80	Yes	Yes
SAN BERNARDINO	SAN BERNARDINO CITY UNIFIED	58/67876-00-004	Rehabilitation	G	4/5/2019	10/23/2019	0.00	0.00	3,406,277.00	3,406,277.00	13,824,707.80	Yes	Yes
MONTEREY	GREENFIELD UNION ELEMENTARY	58/66035-00-003	Rehabilitation	D	5/6/2019	10/23/2019	62,120.60	0.00	93,180.90	155,301.50	13,980,090.30	Yes	Yes
MONTEREY	GREENFIELD UNION ELEMENTARY	58/66035-00-001	Rehabilitation	D	5/6/2019	10/23/2019	67,555.30	0.00	101,332.95	168,888.25	14,148,897.55	Yes	Yes
MONTEREY	GREENFIELD UNION ELEMENTARY	58/66035-00-002	Rehabilitation	D	5/6/2019	10/23/2019	80,329.70	0.00	120,494.55	200,824.25	14,349,721.80	Yes	Yes
DEL NORTE	DEL NORTE COUNTY UNIFIED	58/61820-00-005	Rehabilitation	G	7/22/2019	10/23/2019	0.00	0.00	212,901.60	212,901.60	14,562,623.40	Yes	No
SAN JOAQUIN	ESCALON UNIFIED	58/68502-00-002	Rehabilitation	G	7/25/2019	10/23/2019	0.00	0.00	90,846.00	90,846.00	14,653,469.40	Yes	No
NAPA	NAPA VALLEY UNIFIED	51/66266-00-001	Facility Hardship	G	5/13/2019	12/9/2019	0.00	0.00	8,546,627.00	8,546,627.00	23,200,096.40	Yes	No
EL DORADO	BUCKEYE UNION ELEMENTARY	58/61838-00-001	Rehabilitation	G	7/2/2019	12/9/2019	0.00	0.00	183,374.00	183,374.00	23,383,470.40	Yes	Yes
FRESNO	BIG CREEK ELEMENTARY	58/62026-00-001	Rehabilitation	G	8/8/2019	12/9/2019	0.00	0.00	187,368.00	187,368.00	23,570,838.40	Yes	Yes
SAN BERNARDINO	ONTARIO-MONTCLAIR	58/67819-00-003	Rehabilitation-Seismic	G	9/6/2019	12/9/2019	0.00	0.00	385,407.00	385,407.00	23,956,245.40	Yes	Yes
SAN BERNARDINO	ONTARIO-MONTCLAIR	58/67819-00-004	Rehabilitation-Seismic	G	9/6/2019	12/9/2019	0.00	0.00	607,463.63	607,463.63	24,563,709.03	Yes	Yes
SANTA BARBARA	MONTECITO UNION ELEMENTARY	58/69252-00-001	Rehabilitation	G	9/23/2019	12/9/2019	0.00	0.00	153,433.00	153,433.00	24,717,142.03	Yes	No
SANTA BARBARA	MONTECITO UNION ELEMENTARY	58/69252-00-002	Rehabilitation	G	10/15/2019	12/9/2019	0.00	0.00	311,816.00	311,816.00	25,028,958.03	Yes	Yes
TULARE	PIXLEY UNION ELEMENTARY	58/72041-00-001	Rehabilitation	G	11/16/2018	12/24/2019	203,460.00	0.00	305,190.00	508,650.00	25,537,608.03	No	Yes
BUTTE	CHICO UNIFIED	58/61424-00-001	Rehabilitation	G	7/8/2019	2/26/2020	0.00	0.00	288,194.00	288,194.00	25,825,802.03	No	No
ALAMEDA	OAKLAND UNIFIED	54/61259-09-010	Charter	D	6/5/2017	1/24/2018	0.00	200,206.10	200,206.10	400,412.20	26,226,214.23	No	No
ALAMEDA	OAKLAND UNIFIED	54/61259-09-011	Charter	D	6/5/2017	1/24/2018	0.00	2,150,284.80	2,150,284.80	4,300,569.60	30,526,783.83	No	No
SACRAMENTO	NATOMAS UNIFIED	54/75283-00-008	Charter	D	5/26/2017	2/28/2018	0.00	0.00	285,982.90	285,982.90	30,812,766.73	Yes	No
ALAMEDA	OAKLAND UNIFIED	54/61259-00-010	Charter	D	6/5/2017	2/28/2018	0.00	1,136,442.50	1,136,442.50	2,272,885.00	33,085,651.73	No	No
SANTA CLARA	ALUM ROCK UNION ELEMENTARY	54/63969-00-003	Charter	D	5/30/2014	6/19/2018	0.00	25,675.55	25,675.55	51,351.10	33,137,002.83	No	No
ALAMEDA	SAN LORENZO UNIFIED	54/61309-00-003	Charter	D	6/5/2017	12/11/2018	0.00	845,455.40	845,455.40	1,690,910.80	34,827,913.63	No	No
ALAMEDA	OAKLAND UNIFIED	54/61259-12-005	Charter	D	5/26/2017	1/22/2019	0.00	185,933.00	185,933.00	371,866.00	35,199,779.63	No	Yes
ALAMEDA	OAKLAND UNIFIED	54/61259-12-006	Charter	D	5/26/2017	1/22/2019	0.00	189,067.00	189,067.00	378,134.00	35,577,913.63	No	Yes
SAN BERNARDINO	SAN BERNARDINO CITY UNIFIED	54/67876-00-004	Charter	D	6/5/2017	1/22/2019	0.00	229,399.00	229,399.00	458,798.00	36,036,711.63	No	No
TULARE	PORTERVILLE UNIFIED	55/75523-00-004	Career Tech New Construction	G	2/21/2018	1/22/2019	0.00	0.00	2,998,035.00	2,998,035.00	39,034,746.63	Yes	Yes
TULARE	DINUBA UNIFIED	55/75531-00-002	Career Tech New Construction	G	2/21/2018	1/22/2019	0.00	2,533,756.00	2,280,380.40	4,814,136.40	43,848,883.03	No	Yes
TULARE	DINUBA UNIFIED	55/75531-00-003	Career Tech New Construction	G	2/21/2018	1/22/2019	0.00	1,627,923.00	1,465,130.70	3,093,053.70	46,941,936.73	No	Yes
BUTTE	MANZANITA ELEMENTARY	57/61499-00-001	Modernization	G	12/30/2014	3/27/2019	706,127.00	0.00	1,464,265.00	2,170,392.00	49,112,328.73	Yes	Yes
BUTTE	MANZANITA ELEMENTARY	50/61499-00-002	New Construction	G	12/30/2014	4/24/2019	1,956,667.00	0.00	2,236,591.00	4,193,258.00	53,305,586.73	Yes	Yes
LOS ANGELES	TEMPLE CITY UNIFIED	57/65052-00-009	Modernization	G	5/14/2015	4/24/2019	0.00	0.00	2,507,334.00	2,507,334.00	55,812,920.73	Yes	No
FRESNO	BURREL UNION ELEMENTARY	57/62042-00-001	Modernization	D	5/22/2015	4/24/2019	65,793.00	0.00	98,690.00	164,483.00	55,977,403.73	Yes	Yes
LOS ANGELES	TEMPLE CITY UNIFIED	50/65052-00-002	New Construction	G	6/19/2015	4/24/2019	0.00	0.00	213,824.00	213,824.00	56,191,227.73	Yes	No
SACRAMENTO	SACRAMENTO CITY UNIFIED	54/67439-00-008	Charter	S	6/5/2017	5/2/2019	0.00	212,228.00	424,456.00	56,615,683.73	No	Yes	
LOS ANGELES	TEMPLE CITY UNIFIED	57/65052-00-010	Modernization	G	6/26/2015	5/22/2019	0.00	0.00	2,013,203.00	2,013,203.00	58,628,886.73	Yes	No
ORANGE	NEWPORT-MESA UNIFIED	50/66597-00-019	New Construction	G	9/22/2015	5/22/2019	0.00	0.00	1,742,015.00	1,742,015.00	60,370,901.73	Yes	No
ORANGE	NEWPORT-MESA UNIFIED	57/66597-00-036	Modernization	G	9/22/2015	5/22/2019	0.00	0.00	725,699.00	725,699.00	61,096,600.73	Yes	No
ORANGE	SANTA ANA UNIFIED	55/66670-00-003	Career Tech New Construction	G	2/12/2019	5/22/2019	0.00	0.00	3,000,000.00	3,000,000.00	64,096,600.73	Yes	No
LOS ANGELES	LOS ANGELES UNIFIED	55/64733-00-022	Career Tech New Construction	G	2/13/2019	5/22/2019	0.00	0.00	3,000,000.00	3,000,000.00	67,096,600.73	Yes	No
LOS ANGELES	LOS ANGELES UNIFIED	59/64733-00-031	Career Tech Rehabilitation	G	2/13/2019	5/22/2019	0.00	0.00	1,147,372.00	1,147,372.00	68,243,972.73	Yes	No
MERCED	HILMAR UNIFIED	55/65698-00-001	Career Tech New Construction	G	2/14/2019	5/22/2019	0.00	0.00	861,580.00	861,580.00	69,105,552.73	Yes	No
YUBA	WHEATLAND UNION HIGH	55/72769-00-001	Career Tech New Construction	G	2/14/2019	5/22/2019	0.00	0.00	2,995,859.00	2,995,859.00	72,101,411.73	Yes	No
BUTTE	CHICO UNIFIED	55/61424-00-006	Career Tech New Construction	G	2/14/2019	5/22/2019	0.00	0.00	748,639.00	748,639.00	72,850,050.73	Yes	No
KERN	KERN HIGH	55/63529-00-018	Career Tech New Construction	G	2/15/2019	5/22/2019	0.00	0.00	1,040,424.00	1,040,424.00	73,890,474.73	Yes	No
BUTTE	BIGGS UNIFIED	57/61408-00-001	Modernization	G	2/3/2015	6/26/2019	972,084.00	0.00	2,006,572.00	2,978,656.00	76,869,130.73	Yes	Yes
BUTTE	BIGGS UNIFIED	57/61408-00-002	Modernization	G	2/3/2015	6/26/2019	1,281,435.00	0.00	1,922,153.00	3,203,588.00	80,072,718.73	Yes	Yes
BUTTE	BIGGS UNIFIED	57/61408-00-003	Modernization	G	2/3/2015	6/26/2019	550,447.00	0.00	825,670.00	1,376,117.00	81,448,835.73	Yes	Yes
BUTTE	BIGGS UNIFIED	57/61408-00-004	Modernization	G	2/3/2015	6/26/2019	219,882.00	0.00	329,822.00	549,704.00	81,998,539.73	Yes	Yes
SAN DIEGO	SAN MARCOS UNIFIED	50/73791-00-015	New Construction	G	8/3/2015	6/26/2019	0.00	0.00	31,305,846.00	31,305,846.00	113,304,385.73	Yes	No
FRESNO	SANGER UNIFIED	50/62414-00-016	New Construction	G	10/5/2015	6/26/2019	0.00	0.00	1,047,772.00	1,047,772.00	114,352,157.73	Yes	No
FRESNO	SANGER UNIFIED	57/62414-00-015	Modernization	G	10/5/2015	6/26/2019	0.00	0.00	1,988,531.00	1,988,531.00	116,340,688.73	Yes	Yes
VENTURA	VENTURA COUNTY OFFICE OF EDUCATION	50/10561-00-004	New Construction	D	10/9/2015	6/26/2019	179,641.50	0.00	683,124.50	862,766.00	117,203,454.73	Yes	Yes
VENTURA	VENTURA COUNTY OFFICE OF EDUCATION	50/10561-00-005	Modernization	D	10/9/2015	6/26/2019	63,024.00	0.00	94,536.00	157,560.00	117,361,014.73	Yes	Yes
STANISLAUS	SHILOH ELEMENTARY	50/71274-00-001	New Construction	G	10/19/2015	6/26/2019	2,234,673.00	0.00	2,234,673.00	4,469,346.00	121,830,360.73	Yes	Yes
STANISLAUS	SHILOH ELEMENTARY	50/71274-00-001	New Construction	G	10/19/2015	8/28/2019	7,353.00	0.00	7,353.00	14,706.00	121,845,066.73	Yes	Yes
LOS ANGELES	CULVER CITY UNIFIED	57/64444-00-013	Modernization	G	10/19/2015	6/26/2019	0.00	0.00	603,304.00	603,304.00	122,448,370.73	Yes	No
STANISLAUS	NEWMAN-CROWS LANDING UNIFIED	57/73601-00-003	Modernization	G	10/23/2015	6/26/2019	0.00	0.00	469,044.00	469,044.00	122,917,414.73	Yes	No
ORANGE	SADDEBACK VALLEY UNIFIED	57/73635-00-035	Modernization	G	10/26/2015	6/26/2019	0.00	0.00	1,853,397.00	1,853,397.00	124,770,811.73	Yes	No
ALAMEDA	FREMONT UNIFIED	50/61176-00-007	New Construction	G	10/29/2015	6/26/2019	0.00	0.00	5,398,078.00	5,398,078.00	130,168,889.73	Yes	Yes
BUTTE	CHICO UNIFIED	50/61424-00-004	New Construction	G	10/30/2015	6/26/2019	0.00	0.00	1,496,807.00	1,496,807.00	131,665,696.73	Yes	Yes
BUTTE	CHICO UNIFIED	50/61424-00-005	New Construction	G	10/30/2015	6/26/2019	0.00	0.00	750,548.00	750,548.00	132,416,244.73	Yes	Yes
BUTTE	CHICO UNIFIED	50/61424-00-006	New Construction	G	10/30/2015	6/26/2019	0.00	0.00	1,378,982.00	1,378,982.00	133,795,226.		

Unfunded Approvals
as of February 26, 2020 SAB

County	School District	Application Number	Program	Approval	Received Date	SAB Unfunded Approval	Financial Hardship Apportionment	Loan	State Share	Total Apportionment	Cumulative Amount	Submitted Certification Letter November 2019	Grant Agreement Received as of 02/28/2020
SACRAMENTO	SAN JUAN UNIFIED	57/67447-00-059	Modernization	G	10/30/2015	6/26/2019	0.00	0.00	968,849.00	968,849.00	184,877,492.73	Yes	Yes
ORANGE	ORANGE COUNTY OFFICE OF EDUCATION	50/10306-00-019	New Construction	G	11/2/2015	6/26/2019	5,002,683.00	0.00	6,221,590.00	11,224,273.00	196,101,765.73	Yes	No
SAN DIEGO	GROSSMONT UNION HIGH	50/68130-12-009	New Construction	G	11/2/2015	6/26/2019	0.00	0.00	2,039,552.00	2,039,552.00	198,141,317.73	Yes	No
SAN BERNARDINO	CENTRAL ELEMENTARY	57/67645-00-005	Modernization	G	11/3/2015	6/26/2019	0.00	0.00	2,469,539.00	2,469,539.00	200,610,856.73	Yes	Yes
TULARE	SUNDALE UNION ELEMENTARY	50/72173-00-006	New Construction	D	11/20/2015	6/26/2019	695,625.50	0.00	697,154.50	1,392,780.00	202,003,636.73	Yes	Yes
LOS ANGELES	POMONA UNIFIED	57/64907-00-028	Modernization	G	11/23/2015	6/26/2019	0.00	0.00	2,620,352.00	2,620,352.00	204,623,988.73	Yes	No
SANTA BARBARA	SANTA BARBARA UNIFIED	57/76786-00-008	Modernization	G	11/30/2015	6/26/2019	0.00	0.00	313,904.00	313,904.00	204,937,892.73	Yes	Yes
TULARE	OAK VALLEY UNION ELEMENTARY	57/72017-00-003	Modernization	D	12/1/2015	6/26/2019	46,143.00	0.00	156,735.00	202,878.00	205,140,770.73	Yes	Yes
ORANGE	PLACENTIA-YORBA LINDA UNIFIED	57/66647-00-037	Modernization	G	12/7/2015	6/26/2019	0.00	0.00	2,352,210.00	2,352,210.00	207,492,980.73	Yes	Yes
PLACER	ROCKLIN UNIFIED	50/75085-00-013	New Construction	G	12/29/2015	6/26/2019	0.00	0.00	3,628,185.00	3,628,185.00	211,121,165.73	Yes	Yes
TULARE	TIPTON ELEMENTARY	57/72215-00-002	Modernization	D	1/5/2016	6/26/2019	133,320.00	0.00	221,519.00	354,839.00	211,476,004.73	Yes	Yes
CONTRA COSTA	ANTIOCH UNIFIED	57/61648-00-012	Modernization	G	1/22/2016	6/26/2019	0.00	0.00	877,671.00	877,671.00	212,353,675.73	Yes	Yes
PLACER	ROSEVILLE CITY ELEMENTARY	50/66910-00-014	New Construction	G	1/27/2016	6/26/2019	0.00	0.00	10,898,580.00	10,898,580.00	223,252,255.73	Yes	Yes
CONTRA COSTA	SAN RAMON VALLEY UNIFIED	57/61804-00-023	Modernization	G	1/29/2016	6/26/2019	0.00	0.00	850,988.00	850,988.00	224,103,243.73	Yes	Yes
SAN DIEGO	GROSSMONT UNION HIGH	57/68130-00-023	Modernization	G	2/10/2016	6/26/2019	0.00	0.00	858,545.00	858,545.00	224,961,788.73	Yes	No
SAN DIEGO	GROSSMONT UNION HIGH	57/68130-00-024	Modernization	G	2/11/2016	6/26/2019	0.00	0.00	10,729,237.00	10,729,237.00	235,691,025.73	Yes	No
SANTA CRUZ	HAPPY VALLEY ELEMENTARY	57/69757-00-001	Modernization	D	2/24/2016	6/26/2019	81,359.00	0.00	123,139.00	204,498.00	235,895,523.73	Yes	No
FRESNO	SANGER UNIFIED	57/62414-00-016	Modernization	G	2/25/2016	6/26/2019	0.00	0.00	517,559.00	517,559.00	236,413,082.73	Yes	No
RIVERSIDE	PERRIS ELEMENTARY	54/67199-00-001	Charter	D	6/5/2017	6/26/2019	0.00	0.00	1,058,160.30	1,058,160.30	237,471,243.03	Yes	Yes
RIVERSIDE	PERRIS ELEMENTARY	54/67199-00-002	Charter	D	6/5/2017	6/26/2019	0.00	0.00	111,668.80	111,668.80	237,582,911.83	Yes	Yes
LOS ANGELES	CULVER CITY UNIFIED	59/64444-00-002	Career Tech Rehabilitation	G	2/11/2019	6/26/2019	0.00	0.00	1,500,000.00	1,500,000.00	239,082,911.83	Yes	No
ALAMEDA	OAKLAND UNIFIED	54/61259-00-011	Charter	D	6/2/2017	7/23/2019	0.00	1,020,554.30	1,020,554.30	2,041,108.60	241,124,020.43	Yes	Yes
ALAMEDA	OAKLAND UNIFIED	54/61259-00-006	Charter	D	6/5/2017	7/23/2019	0.00	1,093,590.50	1,093,590.50	2,187,181.00	243,311,201.43	Yes	No
ALAMEDA	OAKLAND UNIFIED	54/61259-09-006	Charter	D	6/5/2017	7/23/2019	0.00	237,707.30	237,707.30	475,414.60	243,786,616.03	Yes	Yes
ALAMEDA	OAKLAND UNIFIED	54/61259-09-007	Charter	D	6/5/2017	7/23/2019	0.00	512,292.70	512,292.70	1,024,585.40	244,811,201.43	Yes	Yes
ALAMEDA	OAKLAND UNIFIED	54/61259-13-005	Charter	D	6/5/2017	7/23/2019	0.00	69,635.80	69,635.80	139,271.60	244,950,473.03	No	No
ALAMEDA	OAKLAND UNIFIED	54/61259-13-006	Charter	D	6/5/2017	7/23/2019	0.00	337,475.40	337,475.40	674,950.80	245,625,423.83	No	No
SANTA CLARA	EAST SIDE UNION HIGH	54/69427-00-005	Charter	D	6/5/2017	7/23/2019	0.00	1,552,568.80	1,552,568.80	3,105,137.60	248,730,561.43	Yes	Yes
SANTA CLARA	EAST SIDE UNION HIGH	54/69427-00-006	Charter	D	6/5/2017	7/23/2019	0.00	27,429.70	27,429.70	54,859.40	248,785,420.83	Yes	Yes
SOLANO	SOLANO COUNTY OFFICE OF EDUCATION	50/10488-00-032	New Construction	G	2/14/2013	8/28/2019	2,823,939.00	0.00	2,823,939.00	5,647,878.00	254,433,298.83	No	No
SOLANO	SOLANO COUNTY OFFICE OF EDUCATION	57/10488-00-027	Modernization	G	2/14/2013	8/28/2019	487,884.00	0.00	731,826.00	1,219,710.00	255,653,008.83	No	No
KINGS	ISLAND UNION ELEMENTARY	50/63933-00-001	New Construction	G	4/24/2014	8/28/2019	4,390,017.50	0.00	4,390,017.50	8,780,035.00	264,433,043.83	No	Yes
LOS ANGELES	AZUSA UNIFIED	57/64279-00-014	Modernization	G	3/17/2016	8/28/2019	0.00	0.00	52,120.00	52,120.00	264,485,163.83	Yes	No
TULARE	VISALIA UNIFIED	50/72256-00-029	New Construction	G	3/29/2016	8/28/2019	0.00	0.00	13,549,016.00	13,549,016.00	278,034,179.83	Yes	Yes
SAN FRANCISCO	SAN FRANCISCO UNIFIED	57/68478-00-059	Modernization	G	4/4/2016	8/28/2019	0.00	0.00	1,970,048.00	1,970,048.00	280,004,227.83	Yes	No
SAN MATEO	SEQUOIA UNION HIGH	50/69062-01-011	New Construction	G	4/5/2016	8/28/2019	0.00	0.00	497,281.00	497,281.00	280,501,508.83	Yes	Yes
SAN MATEO	SEQUOIA UNION HIGH	50/69062-01-010	New Construction	G	4/6/2016	8/28/2019	0.00	0.00	4,956,586.00	4,956,586.00	285,458,094.83	Yes	No
FRESNO	CLAY JOINT ELEMENTARY	57/62109-00-002	Modernization	D	4/11/2016	8/28/2019	8,847.00	0.00	78,515.00	87,362.00	285,545,456.83	Yes	Yes
SACRAMENTO	NATOMAS UNIFIED	50/75283-00-015	New Construction	G	4/12/2016	8/28/2019	0.00	0.00	9,904,043.00	9,904,043.00	295,449,499.83	Yes	No
SAN FRANCISCO	SAN FRANCISCO UNIFIED	57/68478-00-058	Modernization	G	4/13/2016	8/28/2019	0.00	0.00	1,837,144.00	1,837,144.00	297,286,643.83	Yes	No
CONTRA COSTA	SAN RAMON VALLEY UNIFIED	50/61804-02-011	New Construction	G	4/14/2016	8/28/2019	0.00	0.00	4,509,270.00	4,509,270.00	301,795,913.83	Yes	No
LOS ANGELES	DOWNEY UNIFIED	57/64451-00-026	Modernization	G	4/14/2016	8/28/2019	0.00	0.00	8,870,895.00	8,870,895.00	310,666,808.83	Yes	No
FRESNO	SANGER UNIFIED	50/62414-00-017	New Construction	G	4/25/2016	8/28/2019	0.00	0.00	2,408,540.00	2,408,540.00	313,075,348.83	Yes	No
LOS ANGELES	DOWNEY UNIFIED	50/64451-00-013	New Construction	G	4/25/2016	8/28/2019	0.00	0.00	1,197,086.00	1,197,086.00	314,272,434.83	Yes	No
LOS ANGELES	NEWHALL ELEMENTARY	57/64832-00-004	Modernization	G	4/29/2016	8/28/2019	0.00	0.00	2,269,824.00	2,269,824.00	316,542,258.83	Yes	Yes
CONTRA COSTA	SAN RAMON VALLEY UNIFIED	50/61804-02-010	New Construction	G	5/6/2016	8/28/2019	0.00	0.00	1,562,603.00	1,562,603.00	318,104,861.83	Yes	No
SAN MATEO	SEQUOIA UNION HIGH	57/69062-00-036	Modernization	G	5/9/2016	8/28/2019	0.00	0.00	1,130,137.00	1,130,137.00	319,234,998.83	Yes	No
LOS ANGELES	DOWNEY UNIFIED	57/64451-00-027	Modernization	G	5/11/2016	8/28/2019	0.00	0.00	1,171,433.00	1,171,433.00	320,406,431.83	Yes	No
SAN BERNARDINO	CHAFFEY JOINT UNION HIGH	50/67652-00-020	New Construction	G	5/12/2016	8/28/2019	0.00	0.00	13,633,582.00	13,633,582.00	334,040,013.83	Yes	Yes
CONTRA COSTA	WEST CONTRA COSTA UNIFIED	57/61796-00-051	Modernization	G	5/13/2016	8/28/2019	0.00	0.00	23,400,090.00	23,400,090.00	357,440,103.83	Yes	No
TULARE	DINUBA UNIFIED	57/75531-00-010	Modernization	G	5/13/2016	8/28/2019	415,041.00	0.00	622,561.00	1,037,602.00	358,477,705.83	Yes	Yes
LOS ANGELES	POMONA UNIFIED	57/64907-00-029	Modernization	G	5/24/2016	8/28/2019	0.00	0.00	3,044,264.00	3,044,264.00	361,521,969.83	Yes	No
ORANGE	IRVINE UNIFIED	50/73650-00-028	New Construction	G	6/1/2016	8/28/2019	0.00	0.00	1,236,192.00	1,236,192.00	362,758,161.83	Yes	No
MONTEREY	SANTA RITA UNION ELEMENTARY	50/66191-00-009	New Construction	J	6/2/2016	8/28/2019	1,508,346.00	0.00	2,152,315.00	3,660,661.00	366,418,822.83	Yes	No
TULARE	TULARE CITY ELEMENTARY	57/72231-00-010	Modernization	G	6/15/2016	8/28/2019	0.00	0.00	670,826.00	670,826.00	367,089,648.83	Yes	Yes
TULARE	TULARE JOINT UNION HIGH	57/72249-00-005	Modernization	G	6/15/2016	8/28/2019	0.00	0.00	2,007,707.00	2,007,707.00	369,097,355.83	Yes	Yes
LOS ANGELES	POMONA UNIFIED	57/64907-00-030	Modernization	G	6/22/2016	8/28/2019	0.00	0.00	634,890.00	634,890.00	369,732,245.83	Yes	No
RIVERSIDE	TEMECULA VALLEY UNIFIED	57/75192-00-005	Modernization	G	6/27/2016	8/28/2019	0.00	0.00	2,631,232.00	2,631,232.00	372,363,477.83	Yes	Yes
RIVERSIDE	TEMECULA VALLEY UNIFIED	57/75192-00-006	Modernization	G	6/27/2016	8/28/2019	0.00	0.00	1,745,912.00	1,745,912.00	374,109,389.83	Yes	Yes
RIVERSIDE	TEMECULA VALLEY UNIFIED	57/75192-00-007	Modernization	G	6/27/2016	8/28/2019	0.00	0.00	3,655,950.00	3,655,950.00	377,765,339.83	Yes	Yes
SAN MATEO	SEQUOIA UNION HIGH	50/69062-01-012	New Construction	G	6/28/2016	8/28/2019	0.00	0.00	5,861,873.00	5,861,873.00	383,627,212.83	Yes	Yes
MONTEREY	SANTA RITA UNION ELEMENTARY	50/66191-00-010	New Construction	G	7/1/2016	8/28/2019	0.00	0.00	1,558,394.00	1,558,394.00	385,185,606.83	Yes	No
LOS ANGELES	AZUSA UNIFIED	57/64279-00-016	Modernization	G	7/5/2016	8/28/2019	0.00	0.00	667,893.00	667,893.00	385,853,499.83	Yes	No
SAN JOAQUIN	STOCKTON UNIFIED	57/68676-00-036	Modernization	G	7/6/2016	8/28/2019	0.00	0.00	4,431,962.00	4,431,962.00	390,285,461.83	Yes	No
SISKIYOU	SCOTT VALLEY UNIFIED	57/76455-00-005	Modernization	G	7/8/2016	8/28/2019	0.00	0.00	919,382.00	919,382.00	391,204,843.83	Yes	No
SAN JOAQUIN	STOCKTON UNIFIED	57/68676-00-037	Modernization	G	7/12/2016	8/28/2019	0.00	0.00	5,251,720.00	5,251,720.00	396,456,563.83	Yes	No
SISKIYOU	SCOTT VALLEY UNIFIED	57/76455-00-006	Modernization	G	7/12/2016	8/28/2019	0.00	0.00	1,486,331.00	1,486,331.00	397,942,894.83	Yes	No
SISKIYOU	SCOTT VALLEY UNIFIED	57/76455-00-007	Modernization	G	7/12/2016	8/28/2019	0.00	0.00	776,482.00	776,482.00	398,719,376.83	Yes	No
SAN MATEO	SEQUOIA UNION HIGH	50/69062-01-007	New Construction	G	7/14/2016	8/28/2019	0.00	0.00	4,039,200.00	4,039,200.00	402,758,576.83	Yes	Yes
MONTEREY	ALISAL UNION	50/65961-00-010	New Construction	G	7/18/2016	8/28/2019	0.00	0.00	3,896,430.00	3,896,430.00	406,655,006.83	Yes	Yes
FRESNO	CLOVIS UNIFIED	57/62117-00-049	Modernization	G	7/18/2016	8/28/2019	0.00	0.00	401,058.00	401,058.00	407,056,064.83	Yes	No
RIVERSIDE	JURUPA UNIFIED	57/67090-00-007	Modernization	G	7/20/2016	8/28/2019	0.00	0.00	2,934,401.00	2,934,401.00	409,990,465.83	Yes	Yes
ORANGE	GARDEN GROVE UNIFIED	57/66522-00-074	Modernization	G	7/21/2016	8/28/2019	0.00	0.00	625,684.00	625,684.00	410,616,149.83	Yes	Yes
M													

Unfunded Approvals
as of February 26, 2020 SAB

County	School District	Application Number	Program	Approval	Received Date	SAB Unfunded Approval	Financial Hardship Apportionment	Loan	State Share	Total Apportionment	Cumulative Amount	Submitted Certification Letter November 2019	Grant Agreement Received as of 02/28/2020
LOS ANGELES	WILLIAM S. HART UNION HIGH	57/65136-00-009	Modernization	G	7/25/2016	8/28/2019	0.00	0.00	1,233,446.00	1,233,446.00	430,903,172.83	Yes	Yes
FRESNO	FRESNO UNIFIED	50/62166-08-002	New Construction	G	7/27/2016	8/28/2019	0.00	0.00	6,106,000.00	6,106,000.00	437,009,172.83	Yes	No
FRESNO	CLOVIS UNIFIED	57/62117-00-050	Modernization	G	7/28/2016	8/28/2019	0.00	0.00	1,973,728.00	1,973,728.00	438,982,900.83	Yes	No
SACRAMENTO	NATOMAS UNIFIED	57/75283-00-002	Modernization	G	7/28/2016	8/28/2019	0.00	0.00	2,638,067.00	2,638,067.00	441,620,967.83	Yes	Yes
ORANGE	IRVINE UNIFIED	50/73650-00-029	New Construction	G	8/1/2016	8/28/2019	0.00	0.00	1,073,146.00	1,073,146.00	442,694,113.83	Yes	No
ORANGE	IRVINE UNIFIED	50/73650-00-030	New Construction	G	8/1/2016	8/28/2019	0.00	0.00	30,195,387.00	30,195,387.00	472,889,500.83	Yes	No
LOS ANGELES	TEMPLE CITY UNIFIED	50/65052-00-003	New Construction	G	8/2/2016	8/28/2019	0.00	0.00	5,231,260.00	5,231,260.00	478,120,760.83	Yes	Yes
FRESNO	CLOVIS UNIFIED	57/62117-00-051	Modernization	G	8/2/2016	8/28/2019	0.00	0.00	1,330,764.00	1,330,764.00	479,451,524.83	Yes	No
LOS ANGELES	TEMPLE CITY UNIFIED	57/65052-00-011	Modernization	G	8/2/2016	8/28/2019	0.00	0.00	18,635,247.00	18,635,247.00	498,086,771.83	Yes	Yes
LOS ANGELES	REDONDO BEACH UNIFIED	57/75341-00-023	Modernization	G	8/2/2016	8/28/2019	0.00	0.00	2,498,543.00	2,498,543.00	500,585,314.83	Yes	No
LOS ANGELES	REDONDO BEACH UNIFIED	57/75341-00-024	Modernization	G	8/2/2016	8/28/2019	0.00	0.00	1,305,142.00	1,305,142.00	501,890,456.83	Yes	No
LOS ANGELES	REDONDO BEACH UNIFIED	57/75341-00-025	Modernization	G	8/2/2016	8/28/2019	0.00	0.00	504,546.00	504,546.00	502,395,002.83	Yes	No
RIVERSIDE	PALM SPRINGS UNIFIED	50/67173-00-006	New Construction	G	8/3/2016	8/28/2019	0.00	0.00	409,584.00	409,584.00	502,804,586.83	Yes	Yes
RIVERSIDE	PALM SPRINGS UNIFIED	50/67173-00-007	New Construction	G	8/3/2016	8/28/2019	0.00	0.00	1,135,113.00	1,135,113.00	503,939,699.83	Yes	Yes
RIVERSIDE	PALM SPRINGS UNIFIED	50/67173-00-008	New Construction	G	8/3/2016	8/28/2019	0.00	0.00	471,098.00	471,098.00	504,410,797.83	Yes	Yes
RIVERSIDE	PALM SPRINGS UNIFIED	50/67173-00-009	New Construction	G	8/3/2016	8/28/2019	0.00	0.00	753,644.00	753,644.00	505,164,441.83	Yes	Yes
RIVERSIDE	PALM SPRINGS UNIFIED	50/67173-00-010	New Construction	G	8/3/2016	8/28/2019	0.00	0.00	509,021.00	509,021.00	505,673,462.83	Yes	Yes
RIVERSIDE	PALM SPRINGS UNIFIED	50/67173-00-011	New Construction	G	8/3/2016	8/28/2019	0.00	0.00	591,197.00	591,197.00	506,264,659.83	Yes	Yes
RIVERSIDE	PALM SPRINGS UNIFIED	50/67173-00-012	New Construction	G	8/3/2016	8/28/2019	0.00	0.00	497,236.00	497,236.00	506,761,895.83	Yes	Yes
RIVERSIDE	PERRIS ELEMENTARY	50/67199-00-012	New Construction	G	8/5/2016	8/28/2019	0.00	0.00	14,971,682.00	14,971,682.00	521,733,577.83	Yes	Yes
RIVERSIDE	PERRIS ELEMENTARY	50/67199-00-012	New Construction	G	8/5/2016	1/22/2020	0.00	0.00	120,507.00	120,507.00	521,854,084.83	Yes	Yes
SACRAMENTO	SAN JUAN UNIFIED	57/67447-00-060	Modernization	G	8/5/2016	8/28/2019	0.00	0.00	822,766.96	822,766.96	522,676,851.79	Yes	Yes
KERN	BAKERSFIELD CITY ELEMENTARY	50/63321-00-030	New Construction	G	8/11/2016	8/28/2019	0.00	0.00	2,977,327.00	2,977,327.00	525,654,178.79	Yes	No
SOLANO	FAIRFIELD-SUISUN UNIFIED	50/70540-00-026	New Construction	G	8/11/2016	8/28/2019	0.00	0.00	1,563,012.00	1,563,012.00	527,217,190.79	Yes	Yes
ORANGE	ANAHEIM UNION HIGH	55/66431-00-001	Career Tech New Construction	G	2/15/2019	8/28/2019	0.00	0.00	1,137,053.00	1,137,053.00	528,354,243.79	Yes	No
SAN DIEGO	GROSSMONT UNION HIGH	50/68130-12-008	New Construction	G	10/29/2015	9/25/2019	0.00	0.00	3,706,335.00	3,706,335.00	532,060,578.79	Yes	No
LOS ANGELES	AZUSA UNIFIED	50/64279-00-001	New Construction	G	8/11/2016	9/25/2019	0.00	0.00	115,344.00	115,344.00	532,175,922.79	Yes	No
RIVERSIDE	PALM SPRINGS UNIFIED	50/67173-00-013	New Construction	G	8/12/2016	9/25/2019	0.00	0.00	328,828.00	328,828.00	532,504,750.79	Yes	Yes
KERN	PANAMA-BUENA VISTA UNION	50/63362-00-040	New Construction	G	8/15/2016	9/25/2019	0.00	0.00	8,832,551.00	8,832,551.00	541,337,301.79	Yes	Yes
SAN BERNARDINO	ETIWANDA ELEMENTARY	50/67702-00-015	New Construction	G	8/15/2016	9/25/2019	0.00	0.00	18,458,330.00	18,458,330.00	559,795,631.79	Yes	Yes
SAN BERNARDINO	ETIWANDA ELEMENTARY	50/67702-00-015	New Construction	G	8/15/2016	1/22/2020	0.00	0.00	118,721.00	118,721.00	559,914,352.79	Yes	Yes
KERN	PANAMA-BUENA VISTA UNION	57/63362-00-005	Modernization	G	8/15/2016	9/25/2019	0.00	0.00	3,836,955.00	3,836,955.00	563,751,307.79	Yes	Yes
SACRAMENTO	NATOMAS UNIFIED	50/75283-00-016	New Construction	G	8/16/2016	9/25/2019	0.00	0.00	5,174,964.00	5,174,964.00	568,926,271.79	Yes	Yes
SAN MATEO	BURLINGAME ELEMENTARY	50/68882-00-003	New Construction	G	8/18/2016	9/25/2019	0.00	0.00	4,652,966.00	4,652,966.00	573,579,237.79	Yes	Yes
RIVERSIDE	JURUPA UNIFIED	57/67090-00-008	Modernization	G	8/18/2016	9/25/2019	0.00	0.00	2,804,821.00	2,804,821.00	576,384,058.79	Yes	No
FRESNO	CLOVIS UNIFIED	57/62117-00-052	Modernization	G	8/19/2016	9/25/2019	0.00	0.00	218,853.00	218,853.00	576,602,911.79	Yes	No
RIVERSIDE	RIVERSIDE UNIFIED	50/67215-00-026	New Construction	G	8/24/2016	9/25/2019	0.00	0.00	497,281.00	497,281.00	577,100,192.79	Yes	Yes
RIVERSIDE	RIVERSIDE UNIFIED	50/67215-00-027	New Construction	G	8/24/2016	9/25/2019	0.00	0.00	341,891.00	341,891.00	577,442,083.79	Yes	Yes
RIVERSIDE	RIVERSIDE UNIFIED	50/67215-00-028	New Construction	G	8/24/2016	9/25/2019	0.00	0.00	341,891.00	341,891.00	577,783,974.79	Yes	Yes
LOS ANGELES	DOWNEY UNIFIED	57/64451-00-028	Modernization	G	8/24/2016	9/25/2019	0.00	0.00	6,138,875.00	6,138,875.00	583,922,849.79	Yes	No
LOS ANGELES	LONG BEACH UNIFIED	57/64725-00-020	Modernization	G	8/25/2016	9/25/2019	0.00	0.00	4,072,348.00	4,072,348.00	587,995,197.79	Yes	No
MENDOCINO	LAYTONVILLE UNIFIED	57/73916-00-001	Modernization	G	8/25/2016	9/25/2019	0.00	0.00	1,801,010.00	1,801,010.00	589,796,207.79	Yes	Yes
SAN BERNARDINO	COLTON JOINT UNIFIED	57/67686-00-022	Modernization	G	8/26/2016	9/25/2019	0.00	0.00	684,268.00	684,268.00	590,480,475.79	Yes	Yes
ALAMEDA	FREMONT UNIFIED	50/61176-00-008	New Construction	G	8/29/2016	9/25/2019	0.00	0.00	4,458,502.00	4,458,502.00	594,938,977.79	Yes	Yes
LOS ANGELES	AZUSA UNIFIED	57/64279-00-017	Modernization	G	9/6/2016	9/25/2019	0.00	0.00	978,235.00	978,235.00	595,917,212.79	Yes	No
ORANGE	NEWPORT-MESA UNIFIED	57/66597-00-037	Modernization	G	9/7/2016	9/25/2019	0.00	0.00	642,311.00	642,311.00	596,559,523.79	Yes	No
ORANGE	NEWPORT-MESA UNIFIED	57/66597-00-038	Modernization	G	9/7/2016	9/25/2019	0.00	0.00	549,065.00	549,065.00	597,108,588.79	Yes	No
ORANGE	NEWPORT-MESA UNIFIED	57/66597-00-039	Modernization	G	9/7/2016	9/25/2019	0.00	0.00	378,396.00	378,396.00	597,486,984.79	Yes	No
RIVERSIDE	DESERT SANDS UNIFIED	57/67058-00-018	Modernization	G	9/8/2016	9/25/2019	0.00	0.00	411,870.00	411,870.00	597,898,854.79	Yes	Yes
CONTRA COSTA	LIBERTY UNION HIGH	50/61721-00-006	New Construction	G	9/14/2016	9/25/2019	0.00	0.00	2,933,421.00	2,933,421.00	600,832,275.79	Yes	Yes
SAN JOAQUIN	LINCOLN UNIFIED	57/68569-00-015	Modernization	G	9/14/2016	9/25/2019	0.00	0.00	2,524,491.00	2,524,491.00	603,356,766.79	Yes	Yes
LOS ANGELES	WHITTIER CITY	50/65110-00-009	New Construction	G	9/15/2016	9/25/2019	0.00	0.00	1,974,176.00	1,974,176.00	605,330,942.79	Yes	No
LOS ANGELES	WHITTIER CITY	50/65110-00-010	New Construction	G	9/16/2016	9/25/2019	0.00	0.00	339,452.00	339,452.00	605,670,394.79	Yes	No
YOLO	WINTERS JOINT UNIFIED	57/72702-00-006	Modernization	G	9/16/2016	9/25/2019	0.00	0.00	766,343.00	766,343.00	606,436,737.79	Yes	Yes
FRESNO	KERMAN UNIFIED	50/73999-00-008	New Construction	G	9/21/2016	9/25/2019	0.00	0.00	313,878.00	313,878.00	606,750,615.79	Yes	Yes
SAN DIEGO	SAN DIEGUITO UNION HIGH	57/68346-00-006	Modernization	G	9/23/2016	9/25/2019	0.00	0.00	4,086,305.00	4,086,305.00	610,836,920.79	Yes	Yes
SACRAMENTO	NATOMAS UNIFIED	57/75283-00-003	Modernization	G	9/23/2016	9/25/2019	0.00	0.00	1,007,559.00	1,007,559.00	611,844,479.79	Yes	No
ORANGE	NEWPORT-MESA UNIFIED	57/66597-00-040	Modernization	G	9/27/2016	9/25/2019	0.00	0.00	2,882,908.00	2,882,908.00	614,727,387.79	Yes	No
MADERA	MADERA UNIFIED	50/65243-00-010	New Construction	G	9/29/2016	9/25/2019	0.00	0.00	12,988,244.00	12,988,244.00	627,715,631.79	Yes	Yes
MADERA	MADERA UNIFIED	50/65243-00-010	New Construction	G	9/29/2016	1/22/2020	0.00	0.00	139,270.00	139,270.00	627,854,901.79	Yes	Yes
KINGS	CORCORAN JOINT UNIFIED	57/63891-00-009	Modernization	G	9/30/2016	9/25/2019	0.00	0.00	947,215.00	947,215.00	628,802,116.79	Yes	Yes
KINGS	CORCORAN JOINT UNIFIED	57/63891-00-010	Modernization	G	9/30/2016	9/25/2019	0.00	0.00	131,799.00	131,799.00	628,933,915.79	Yes	Yes
ORANGE	ANAHEIM UNION HIGH	57/66431-00-015	Modernization	G	10/10/2016	9/25/2019	0.00	0.00	7,690,502.00	7,690,502.00	636,624,417.79	Yes	Yes
SAN JOAQUIN	STOCKTON UNIFIED	57/68676-00-038	Modernization	G	10/11/2016	9/25/2019	0.00	0.00	3,207,011.00	3,207,011.00	639,831,428.79	Yes	No
LOS ANGELES	LONG BEACH UNIFIED	57/64725-00-021	Modernization	G	10/13/2016	9/25/2019	0.00	0.00	8,177,966.00	8,177,966.00	648,009,394.79	Yes	No
ORANGE	CAPISTRANO UNIFIED	50/66464-00-020	New Construction	G	10/25/2016	9/25/2019	0.00	0.00	8,214,064.00	8,214,064.00	656,223,458.79	Yes	Yes
SAN MATEO	BURLINGAME ELEMENTARY	50/68882-00-004	New Construction	G	8/18/2016	10/23/2019	0.00	0.00	6,721,844.00	6,721,844.00	662,945,302.79	Yes	Yes
SAN MATEO	BURLINGAME ELEMENTARY	50/68882-00-004	New Construction	G	8/18/2016	1/22/2020	0.00	0.00	19,853.00	19,853.00	662,965,155.79	Yes	Yes
ORANGE	CAPISTRANO UNIFIED	50/66464-00-021	New Construction	G	10/25/2016	10/23/2019	0.00	0.00	7,592,324.00	7,592,324.00	670,557,479.79	Yes	No
KINGS	PIONEER UNION ELEMENTARY	50/63990-00-003	New Construction	G	10/26/2016	10/23/2019	0.00	0.00	1,104,766.00	1,104,766.00	671,662,245.79	Yes	Yes
MERCED	MERCED CITY ELEMENTARY	50/65771-00-021	New Construction	G	10/26/2016	10/23/2019	0.00	0.00	657,463.00	657,463.00	672,319,708.79	Yes	No
KINGS	PIONEER UNION ELEMENTARY	57/63990-00-003	Modernization	G	10/26/2016	10/23/2019	0.00	0.00	2,176,283.00	2,176,283.00	674,495,991.79	Yes	Yes
SAN BERNARDINO	COLTON JOINT UNIFIED	57/67686-00-023	Modernization	G	10/26/2016	10/23/2019	0.00	0.00	2,255,041.00	2,255,041.00	676,751,032.79	Yes	No
SAN MATEO	BAYSHORE ELEMENTARY	57/68858-00-001	Modernization	G	10/26/2016	10/23/2019	0.00	0.00	1,331,112.00	1,331,112.00	678,082,144.79	Yes	No
MERCED	LOS BANOS UNIFIED	50/65755-00-010	New Construction	G	10/27/201								

Unfunded Approvals
as of February 26, 2020 SAB

County	School District	Application Number	Program	Approval	Received Date	SAB Unfunded Approval	Financial Hardship Apportionment	Loan	State Share	Total Apportionment	Cumulative Amount	Submitted Certification Letter November 2019	Grant Agreement Received as of 02/28/2020
SAN JOAQUIN	MANTECA UNIFIED	50/68593-00-026	New Construction	G	10/28/2016	10/23/2019	0.00	0.00	2,725,123.00	2,725,123.00	694,081,900.79	Yes	No
SAN JOAQUIN	MANTECA UNIFIED	57/68593-00-011	Modernization	G	10/28/2016	10/23/2019	0.00	0.00	981,207.00	981,207.00	695,063,107.79	Yes	No
SAN JOAQUIN	MANTECA UNIFIED	57/68593-00-012	Modernization	G	10/28/2016	10/23/2019	0.00	0.00	636,273.00	636,273.00	695,699,380.79	Yes	No
SAN JOAQUIN	MANTECA UNIFIED	57/68593-00-013	Modernization	G	10/28/2016	10/23/2019	0.00	0.00	2,576,747.00	2,576,747.00	698,276,127.79	Yes	No
SAN JOAQUIN	MANTECA UNIFIED	57/68593-00-014	Modernization	G	10/28/2016	10/23/2019	0.00	0.00	2,084,491.00	2,084,491.00	700,360,618.79	Yes	No
SAN JOAQUIN	MANTECA UNIFIED	57/68593-00-015	Modernization	G	10/28/2016	10/23/2019	0.00	0.00	3,020,811.00	3,020,811.00	703,381,429.79	Yes	No
ORANGE	SADDEBACK VALLEY UNIFIED	57/73635-00-036	Modernization	G	10/28/2016	10/23/2019	0.00	0.00	2,955,658.00	2,955,658.00	706,337,087.79	Yes	No
ORANGE	SADDEBACK VALLEY UNIFIED	57/73635-00-037	Modernization	G	10/28/2016	10/23/2019	0.00	0.00	3,900,374.00	3,900,374.00	710,237,461.79	Yes	No
IMPERIAL	CENTRAL UNION HIGH	50/63115-00-001	New Construction	G	10/31/2016	10/23/2019	0.00	0.00	499,009.00	499,009.00	710,736,470.79	Yes	No
IMPERIAL	HEBER ELEMENTARY	50/63131-00-005	New Construction	G	10/31/2016	10/23/2019	1,951,551.00	0.00	2,224,105.00	4,175,656.00	714,912,126.79	Yes	Yes
SAN MATEO	SEQUOIA UNION HIGH	50/69062-01-013	New Construction	G	10/31/2016	10/23/2019	0.00	0.00	2,016,230.00	2,016,230.00	716,928,356.79	Yes	No
SONOMA	WINDSOR UNIFIED	50/75358-00-016	New Construction	G	10/31/2016	10/23/2019	0.00	0.00	2,212,321.00	2,212,321.00	719,140,677.79	Yes	No
CONTRA COSTA	SAN RAMON VALLEY UNIFIED	57/61804-00-024	Modernization	G	10/31/2016	10/23/2019	0.00	0.00	862,017.00	862,017.00	720,002,694.79	Yes	Yes
FRESNO	CLOVIS UNIFIED	57/62117-00-053	Modernization	G	10/31/2016	10/23/2019	0.00	0.00	2,008,911.00	2,008,911.00	722,011,605.79	Yes	Yes
LOS ANGELES	LANCASTER ELEMENTARY	50/84667-00-010	New Construction	G	11/1/2016	10/23/2019	0.00	0.00	860,388.00	860,388.00	722,871,993.79	Yes	No
CONTRA COSTA	SAN RAMON VALLEY UNIFIED	57/61804-00-025	Modernization	G	11/3/2016	10/23/2019	0.00	0.00	977,471.00	977,471.00	723,849,464.79	Yes	Yes
LOS ANGELES	SAUGUS UNION ELEMENTARY	57/64998-00-008	Modernization	G	11/4/2016	10/23/2019	0.00	0.00	583,123.00	583,123.00	724,432,587.79	Yes	No
LOS ANGELES	SAUGUS UNION ELEMENTARY	57/64998-00-009	Modernization	G	11/4/2016	10/23/2019	0.00	0.00	3,458,692.00	3,458,692.00	727,891,279.79	Yes	No
ORANGE	GARDEN GROVE UNIFIED	57/66522-00-075	Modernization	G	11/4/2016	10/23/2019	0.00	0.00	567,810.00	567,810.00	728,459,089.79	Yes	No
ORANGE	GARDEN GROVE UNIFIED	57/66522-00-076	Modernization	G	11/4/2016	10/23/2019	0.00	0.00	715,323.00	715,323.00	729,174,412.79	Yes	No
ORANGE	GARDEN GROVE UNIFIED	57/66522-00-077	Modernization	G	11/4/2016	10/23/2019	0.00	0.00	328,134.00	328,134.00	729,502,546.79	Yes	No
ORANGE	GARDEN GROVE UNIFIED	57/66522-00-078	Modernization	G	11/4/2016	10/23/2019	0.00	0.00	688,943.00	688,943.00	730,191,489.79	Yes	No
ORANGE	GARDEN GROVE UNIFIED	57/66522-00-079	Modernization	G	11/4/2016	10/23/2019	0.00	0.00	567,810.00	567,810.00	730,759,299.79	Yes	No
ORANGE	GARDEN GROVE UNIFIED	57/66522-00-080	Modernization	G	11/4/2016	10/23/2019	0.00	0.00	2,189,825.00	2,189,825.00	732,949,124.79	Yes	No
ORANGE	GARDEN GROVE UNIFIED	57/66522-00-081	Modernization	G	11/4/2016	10/23/2019	0.00	0.00	386,227.00	386,227.00	733,335,351.79	Yes	No
ORANGE	GARDEN GROVE UNIFIED	57/66522-00-082	Modernization	G	11/4/2016	10/23/2019	0.00	0.00	313,289.00	313,289.00	733,648,640.79	Yes	No
ORANGE	GARDEN GROVE UNIFIED	57/66522-00-083	Modernization	G	11/4/2016	10/23/2019	0.00	0.00	754,259.00	754,259.00	734,402,899.79	Yes	No
ORANGE	GARDEN GROVE UNIFIED	57/66522-00-084	Modernization	G	11/4/2016	10/23/2019	0.00	0.00	1,245,137.00	1,245,137.00	735,648,036.79	Yes	No
ORANGE	GARDEN GROVE UNIFIED	57/66522-00-085	Modernization	G	11/4/2016	10/23/2019	0.00	0.00	1,124,500.00	1,124,500.00	736,772,536.79	Yes	Yes
SAN JOAQUIN	TRACY JOINT UNIFIED	54/75499-00-005	Charter	G	5/28/2019	10/23/2019	0.00	0.00	2,209,734.10	2,209,734.10	738,982,270.89	Yes	No
SAN BERNARDINO	CHAFFEY JOINT UNION HIGH	56/67652-00-003	Overcrowding Relief Grant	G	7/25/2013	12/9/2019	0.00	0.00	10,621,485.00	10,621,485.00	749,603,755.89	Yes	No
SONOMA	SANTA ROSA HIGH	54/70920-00-004	Charter	G	4/1/2014	12/9/2019	0.00	7,386,066.50	7,386,066.50	14,772,133.00	764,375,888.89	Yes	No
SONOMA	SANTA ROSA HIGH	54/70920-00-003	Charter	G	4/3/2014	12/9/2019	0.00	458,196.40	458,196.40	916,392.80	765,292,281.69	Yes	No
KERN	MCFARLAND UNIFIED	50/73908-00-010	New Construction	G	2/23/2015	12/9/2019	0.00	0.00	3,165,421.00	3,165,421.00	768,457,702.69	Yes	Yes
SAN MATEO	BAYSHORE ELEMENTARY	50/68858-00-001	New Construction	G	10/26/2016	12/9/2019	0.00	0.00	1,641,731.00	1,641,731.00	770,099,433.69	Yes	Yes
TUOLUMNE	SONORA ELEMENTARY	57/72371-00-004	Modernization	G	11/8/2016	12/9/2019	0.00	0.00	1,300,338.00	1,300,338.00	771,399,771.69	Yes	No
TUOLUMNE	SONORA ELEMENTARY	57/72371-00-003	Modernization	G	11/9/2016	12/9/2019	0.00	0.00	2,271,493.00	2,271,493.00	773,671,264.69	Yes	No
LOS ANGELES	ROSEMEAD ELEMENTARY	57/64931-00-010	Modernization	G	11/16/2016	12/9/2019	0.00	0.00	664,468.00	664,468.00	774,335,732.69	Yes	Yes
LOS ANGELES	ROSEMEAD ELEMENTARY	57/64931-00-011	Modernization	G	11/16/2016	12/9/2019	0.00	0.00	824,426.00	824,426.00	775,160,158.69	Yes	Yes
LOS ANGELES	ROSEMEAD ELEMENTARY	57/64931-00-012	Modernization	G	11/16/2016	12/9/2019	0.00	0.00	976,793.00	976,793.00	776,136,951.69	Yes	Yes
SAN DIEGO	GROSSMONT UNION HIGH	57/68130-00-025	Modernization	G	11/17/2016	12/9/2019	0.00	0.00	2,372,027.00	2,372,027.00	778,508,978.69	Yes	No
VENTURA	SANTA PAULA UNIFIED	57/76828-00-001	Modernization	G	11/17/2016	12/9/2019	0.00	0.00	938,316.00	938,316.00	779,447,294.69	Yes	No
LOS ANGELES	AZUSA UNIFIED	57/64279-00-018	Modernization	G	11/18/2016	12/9/2019	0.00	0.00	1,855,304.00	1,855,304.00	781,302,598.69	Yes	No
LOS ANGELES	CULVER CITY UNIFIED	57/64444-00-015	Modernization	G	11/18/2016	12/9/2019	0.00	0.00	1,353,904.00	1,353,904.00	782,656,502.69	Yes	No
LOS ANGELES	DUARTE UNIFIED	57/64469-00-011	Modernization	G	11/22/2016	12/9/2019	0.00	0.00	2,803,654.00	2,803,654.00	785,460,156.69	Yes	No
RIVERSIDE	ALVORD UNIFIED	57/66977-00-015	Modernization	G	11/22/2016	12/9/2019	0.00	0.00	2,345,135.00	2,345,135.00	787,805,291.69	Yes	Yes
TULARE	TRAVELER JOINT ELEMENTARY	57/72223-00-002	Modernization	D	11/22/2016	12/9/2019	75,977.00	0.00	115,489.00	191,466.00	787,996,757.69	Yes	Yes
ORANGE	SADDEBACK VALLEY UNIFIED	57/73635-00-038	Modernization	G	11/23/2016	12/9/2019	0.00	0.00	1,577,648.00	1,577,648.00	789,574,405.69	Yes	No
ORANGE	SADDEBACK VALLEY UNIFIED	57/73635-00-039	Modernization	G	11/29/2016	12/9/2019	0.00	0.00	1,830,880.00	1,830,880.00	791,405,285.69	Yes	No
SANTA BARBARA	SANTA BARBARA UNIFIED	57/76786-00-009	Modernization	G	11/29/2016	12/9/2019	0.00	0.00	1,074,723.00	1,074,723.00	792,480,008.69	Yes	Yes
GLENN	PRINCETON JOINT UNIFIED	57/62646-00-001	Modernization	G	12/1/2016	12/9/2019	0.00	0.00	1,163,923.00	1,163,923.00	793,643,931.69	Yes	No
GLENN	PRINCETON JOINT UNIFIED	57/62646-00-002	Modernization	G	12/1/2016	12/9/2019	0.00	0.00	521,106.00	521,106.00	794,165,037.69	Yes	No
PLACER	PLACER UNION HIGH	57/66894-00-010	Modernization	G	12/1/2016	12/9/2019	0.00	0.00	3,052,230.00	3,052,230.00	797,217,267.69	Yes	No
LOS ANGELES	TORRANCE UNIFIED	57/65060-00-035	Modernization	G	12/6/2016	12/9/2019	0.00	0.00	4,617,284.00	4,617,284.00	801,834,551.69	Yes	Yes
MERCED	MERCED CITY ELEMENTARY	57/65771-00-012	Modernization	G	12/7/2016	12/9/2019	0.00	0.00	4,426,566.00	4,426,566.00	806,261,117.69	Yes	No
SAN JOAQUIN	STOCKTON UNIFIED	57/68676-00-039	Modernization	G	12/7/2016	12/9/2019	0.00	0.00	16,025,724.00	16,025,724.00	822,286,841.69	Yes	No
ORANGE	NEWPORT-MESA UNIFIED	57/66597-00-041	Modernization	G	12/12/2016	12/9/2019	0.00	0.00	1,318,530.00	1,318,530.00	823,605,371.69	Yes	No
RIVERSIDE	PALM SPRINGS UNIFIED	57/67173-00-010	Modernization	G	12/12/2016	12/9/2019	0.00	0.00	652,641.00	652,641.00	824,258,012.69	Yes	No
SANTA CLARA	FRANKLIN-MCKINLEY ELEMENTARY	57/69450-00-010	Modernization	G	12/14/2016	12/9/2019	0.00	0.00	2,603,375.00	2,603,375.00	826,861,387.69	Yes	No
PLACER	PLACER UNION HIGH	57/66894-00-011	Modernization	G	12/15/2016	12/9/2019	0.00	0.00	2,945,204.00	2,945,204.00	829,806,591.69	Yes	No
SANTA BARBARA	SANTA MARIA-BONITA	50/69120-00-020	New Construction	G	12/19/2016	12/9/2019	0.00	0.00	1,845,987.00	1,845,987.00	831,652,578.69	Yes	Yes
SANTA BARBARA	SANTA MARIA-BONITA	50/69120-00-021	New Construction	G	12/19/2016	12/9/2019	0.00	0.00	1,619,859.00	1,619,859.00	833,272,437.69	Yes	Yes
ORANGE	GARDEN GROVE UNIFIED	57/66522-00-086	Modernization	G	12/21/2016	12/9/2019	0.00	0.00	731,666.00	731,666.00	834,004,103.69	Yes	No
LOS ANGELES	LOS ANGELES UNIFIED	54/64733-00-103	Charter	S	5/30/2017	12/9/2019	0.00	7,767,000.00	7,767,000.00	15,534,000.00	849,538,103.69	Yes	No
TULARE	DINUBA UNIFIED	50/75531-00-006	New Construction	D	10/25/2019	12/9/2019	1,666,946.20	0.00	5,664,946.20	7,331,892.40	856,869,996.09	Yes	No
GLENN	CAPAY JOINT UNION ELEMENTARY	57/62554-00-002	Modernization	G	3/27/2015	12/24/2019	727,145.00	0.00	1,142,699.00	1,869,844.00	858,739,840.09	No	No
LOS ANGELES	LOS ANGELES UNIFIED	50/64733-00-139	New Construction	L	10/31/2007	1/22/2020	0.00	0.00	858,754.75	858,754.75	859,598,594.84	N/A	N/A
LOS ANGELES	LOS ANGELES UNIFIED	56/64733-00-018	Overcrowding Relief Grant	L	7/30/2013	1/22/2020	0.00	0.00	83,148.58	83,148.58	859,681,743.42	N/A	N/A
LOS ANGELES	LOS ANGELES UNIFIED	53/64733-00-705	Critically Overcrowded Schools	L	10/31/2007	2/26/2020	0.00	0.00	10,180,663.00	10,180,663.00	869,862,406.42	No	No
LOS ANGELES	LONG BEACH UNIFIED	50/64725-05-002	New Construction	G	12/12/2016	2/26/2020	0.00	0.00	20,997,373.09	20,997,373.09	890,859,779.51	No	No
RIVERSIDE	MORENO VALLEY UNIFIED	57/67124-00-009	Modernization	G	12/23/2016	2/26/2020	0.00	0.00	1,737,057.00	1,737,057.00	892,596,836.51	No	No
RIVERSIDE	MORENO VALLEY UNIFIED	57/67124-00-010	Modernization	G	12/23/2016	2/26/2020	0.00	0.00	1,867,307.00	1,867,307.00	894,464,143.51	No	No
RIVERSIDE	ALVORD UNIFIED	57/66977-00-016	Modernization	G	12/28/2016	2/26/2020	0.00	0.00	940,836.00	940,836.00	895,404,979.51	No	No
RIVERSIDE	ALVORD UNIFIED	57/66977-00-017											

Unfunded Approvals
as of February 26, 2020 SAB

County	School District	Application Number	Program	Approval	Received Date	SAB Unfunded Approval	Financial Hardship Apportionment	Loan	State Share	Total Apportionment	Cumulative Amount	Submitted Certification Letter November 2019	Grant Agreement Received as of 02/28/2020	
MONTEREY	GREENFIELD UNION ELEMENTARY	50/66035-00-002	New Construction	D	1/6/2017	2/26/2020	1,867,650.00		0.00	1,867,650.00	3,735,300.00	974,373,649.51	No	No
SACRAMENTO	FOLSOM-CORDOVA UNIFIED	50/67330-21-009	New Construction	G	1/6/2017	2/26/2020	0.00		0.00	6,364,408.00	6,364,408.00	980,738,057.51	No	No
SACRAMENTO	FOLSOM-CORDOVA UNIFIED	57/67330-00-009	Modernization	G	1/6/2017	2/26/2020	0.00		0.00	2,128,198.00	2,128,198.00	982,866,255.51	No	No
TULARE	WOODVILLE ELEMENTARY	57/72298-00-002	Modernization	D	1/6/2017	2/26/2020	128,727.00		0.00	194,855.00	323,582.00	983,189,837.51	No	No
LOS ANGELES	LANCASTER ELEMENTARY	57/64667-00-008	Modernization	G	1/11/2017	2/26/2020	0.00		0.00	1,410,424.00	1,410,424.00	984,600,261.51	No	No
SAN BENITO	HOLLISTER ELEMENTARY	57/67470-00-001	Modernization	G	1/11/2017	2/26/2020	0.00		0.00	1,098,116.00	1,098,116.00	985,698,377.51	No	No
LOS ANGELES	TORRANCE UNIFIED	57/65060-00-036	Modernization	G	1/12/2017	2/26/2020	0.00		0.00	2,560,255.00	2,560,255.00	988,258,632.51	No	No
SACRAMENTO	NATOMAS UNIFIED	50/75283-00-017	New Construction	G	1/13/2017	2/26/2020	0.00		0.00	19,737,385.00	19,737,385.00	1,007,996,017.51	No	No
KINGS	CORCORAN JOINT UNIFIED	57/63891-00-011	Modernization	G	1/13/2017	2/26/2020	0.00		0.00	1,866,765.00	1,866,765.00	1,009,862,782.51	No	No
MERCED	MERCED CITY ELEMENTARY	57/65771-00-013	Modernization	G	1/17/2017	2/26/2020	0.00		0.00	711,749.00	711,749.00	1,010,574,531.51	No	No
MERCED	MERCED CITY ELEMENTARY	57/65771-00-014	Modernization	G	1/17/2017	2/26/2020	0.00		0.00	1,550,354.00	1,550,354.00	1,012,124,885.51	No	No
SONOMA	RINCON VALLEY UNION ELEMENTARY	57/70896-00-009	Modernization	G	1/17/2017	2/26/2020	0.00		0.00	1,358,683.00	1,358,683.00	1,013,483,568.51	No	No
SONOMA	RINCON VALLEY UNION ELEMENTARY	57/70896-00-010	Modernization	G	1/17/2017	2/26/2020	0.00		0.00	401,851.00	401,851.00	1,013,885,419.51	No	No
SAN BERNARDINO	COLTON JOINT UNIFIED	57/67686-00-024	Modernization	G	1/18/2017	2/26/2020	0.00		0.00	2,473,962.00	2,473,962.00	1,016,359,381.51	No	No
RIVERSIDE	PERRIS UNION HIGH	50/67207-00-010	New Construction	G	1/19/2017	2/26/2020	0.00		0.00	58,780,018.06	58,780,018.06	1,075,139,399.57	No	No
SANTA CRUZ	PACIFIC ELEMENTARY	50/69781-00-001	New Construction	D	1/20/2017	2/26/2020	76,837.00		0.00	124,510.00	201,347.00	1,075,340,746.57	No	No
SANTA CRUZ	PACIFIC ELEMENTARY	50/69781-00-002	New Construction	D	1/20/2017	2/26/2020	64,745.00		0.00	64,745.00	129,490.00	1,075,470,236.57	No	No
SANTA CRUZ	PACIFIC ELEMENTARY	57/69781-00-001	Modernization	D	1/20/2017	2/26/2020	47,410.00		0.00	71,115.00	118,525.00	1,075,588,761.57	No	No
LOS ANGELES	WESTSIDE UNION ELEMENTARY	57/65102-00-004	Modernization	G	1/24/2017	2/26/2020	0.00		0.00	2,493,429.00	2,493,429.00	1,078,082,190.57	No	No
BUTTE	GRIDLEY UNIFIED	57/75507-00-002	Modernization	G	1/24/2017	2/26/2020	0.00		0.00	891,653.00	891,653.00	1,078,973,843.57	No	No
BUTTE	GRIDLEY UNIFIED	57/75507-00-003	Modernization	G	1/24/2017	2/26/2020	0.00		0.00	1,419,282.00	1,419,282.00	1,080,393,125.57	No	No
BUTTE	GRIDLEY UNIFIED	57/75507-00-004	Modernization	G	1/24/2017	2/26/2020	0.00		0.00	984,391.00	984,391.00	1,081,377,516.57	No	No
BUTTE	GRIDLEY UNIFIED	57/75507-00-005	Modernization	G	1/24/2017	2/26/2020	0.00		0.00	1,431,859.00	1,431,859.00	1,082,809,375.57	No	No
EL DORADO	POLLOCK PINES ELEMENTARY	57/61960-00-001	Modernization	G	1/25/2017	2/26/2020	0.00		0.00	1,257,283.00	1,257,283.00	1,084,066,658.57	No	No
EL DORADO	POLLOCK PINES ELEMENTARY	57/61960-00-002	Modernization	G	1/25/2017	2/26/2020	0.00		0.00	2,006,370.00	2,006,370.00	1,086,073,028.57	No	No
SAN LUIS OBISPO	ATASCADERO UNIFIED	57/68700-00-004	Modernization	G	1/25/2017	2/26/2020	0.00		0.00	4,040,367.00	4,040,367.00	1,090,113,395.57	No	No
KERN	ARVIN UNION ELEMENTARY	50/63313-00-003	New Construction	G	1/26/2017	2/26/2020	0.00		0.00	963,728.00	963,728.00	1,091,077,123.57	No	No
TULARE	VISALIA UNIFIED	50/72256-00-030	New Construction	G	1/26/2017	2/26/2020	0.00		0.00	12,259,214.00	12,259,214.00	1,103,336,337.57	No	No
KERN	ARVIN UNION ELEMENTARY	57/63313-00-001	Modernization	G	1/26/2017	2/26/2020	0.00		0.00	1,760,932.00	1,760,932.00	1,105,097,269.57	No	No
TULARE	PIXLEY UNION ELEMENTARY	57/72041-00-001	Modernization	G	1/26/2017	2/26/2020	1,098,784.71		0.00	3,993,547.00	5,092,331.71	1,110,189,601.28	No	No
SAN LUIS OBISPO	ATASCADERO UNIFIED	57/68700-00-005	Modernization	G	2/1/2017	2/26/2020	0.00		0.00	3,128,986.00	3,128,986.00	1,113,318,587.28	No	No
SACRAMENTO	NATOMAS UNIFIED	50/75283-00-018	New Construction	G	2/3/2017	2/26/2020	0.00		0.00	3,534,843.00	3,534,843.00	1,116,853,430.28	No	No
SACRAMENTO	NATOMAS UNIFIED	50/75283-00-019	New Construction	G	2/3/2017	2/26/2020	0.00		0.00	571,141.00	571,141.00	1,117,424,571.28	No	No
RIVERSIDE	JURUPA UNIFIED	57/67090-00-010	Modernization	G	2/3/2017	2/26/2020	0.00		0.00	2,877,439.00	2,877,439.00	1,120,302,010.28	No	No
LOS ANGELES	POMONA UNIFIED	50/64907-03-002	New Construction	G	2/6/2017	2/26/2020	0.00		0.00	2,292,446.00	2,292,446.00	1,122,594,456.28	No	No
KINGS	CORCORAN JOINT UNIFIED	50/63891-00-002	New Construction	G	2/7/2017	2/26/2020	0.00		0.00	1,476,706.00	1,476,706.00	1,124,071,162.28	No	No
KINGS	CORCORAN JOINT UNIFIED	57/63891-00-012	Modernization	G	2/7/2017	2/26/2020	0.00		0.00	2,039,649.00	2,039,649.00	1,126,110,811.28	No	No
SAN DIEGO	GROSSMONT UNION HIGH	57/68130-00-026	Modernization	G	2/7/2017	2/26/2020	0.00		0.00	651,832.00	651,832.00	1,126,762,643.28	No	No
SAN JOAQUIN	STOCKTON UNIFIED	50/68676-04-002	New Construction	G	2/9/2017	2/26/2020	0.00		0.00	423,334.00	423,334.00	1,127,185,977.28	No	No
PLACER	TAHOE-TRUCKEE UNIFIED	57/66944-00-013	Modernization	G	2/13/2017	2/26/2020	0.00		0.00	1,202,180.00	1,202,180.00	1,128,388,157.28	No	No
LOS ANGELES	AZUSA UNIFIED	57/64279-00-019	Modernization	G	2/15/2017	2/26/2020	0.00		0.00	2,528,215.00	2,528,215.00	1,130,916,372.28	No	No
ALAMEDA	ALAMEDA CITY UNIFIED	57/61119-00-023	Modernization	G	2/23/2017	2/26/2020	0.00		0.00	1,889,023.00	1,889,023.00	1,132,805,395.28	No	No
TULARE	SEQUOIA UNION ELEMENTARY	50/72116-00-002	New Construction	D	2/24/2017	2/26/2020	331,515.50		0.00	477,638.50	809,154.00	1,133,614,549.28	No	No
TULARE	SEQUOIA UNION ELEMENTARY	57/72116-00-002	Modernization	D	2/24/2017	2/26/2020	126,192.00		0.00	189,289.00	315,481.00	1,133,930,030.28	No	No
RIVERSIDE	JURUPA UNIFIED	57/67090-00-011	Modernization	G	2/27/2017	2/26/2020	0.00		0.00	1,788,844.00	1,788,844.00	1,135,718,874.28	No	No
SACRAMENTO	SAN JUAN UNIFIED	57/67447-00-062	Modernization	G	2/27/2017	2/26/2020	0.00		0.00	734,218.00	734,218.00	1,136,453,092.28	No	No
HUMBOLDT	SOUTHERN HUMBOLDT JOINT UNIFIED	57/63040-00-001	Modernization	G	3/3/2017	2/26/2020	0.00		0.00	2,931,570.00	2,931,570.00	1,139,384,662.28	No	No
SAN LUIS OBISPO	ATASCADERO UNIFIED	57/68700-00-006	Modernization	G	3/3/2017	2/26/2020	0.00		0.00	5,780,306.00	5,780,306.00	1,145,164,968.28	No	No
RIVERSIDE	DESERT SANDS UNIFIED	57/67058-00-019	Modernization	G	3/6/2017	2/26/2020	0.00		0.00	2,414,571.00	2,414,571.00	1,147,579,539.28	No	No
RIVERSIDE	JURUPA UNIFIED	50/67090-00-012	New Construction	G	3/7/2017	2/26/2020	0.00		0.00	16,774,581.96	16,774,581.96	1,164,354,121.24	No	No
KERN	SIERRA SANDS UNIFIED	57/73742-00-009	Modernization	G	3/7/2017	2/26/2020	0.00		0.00	9,076,396.00	9,076,396.00	1,173,430,517.24	No	No
LOS ANGELES	WILLIAM S. HART UNION HIGH	50/65136-00-013	New Construction	G	3/10/2017	2/26/2020	0.00		0.00	1,257,701.00	1,257,701.00	1,174,688,218.24	No	No
CONTRA COSTA	SAN RAMON VALLEY UNIFIED	57/61804-00-026	Modernization	G	3/13/2017	2/26/2020	0.00		0.00	563,089.00	563,089.00	1,175,251,307.24	No	No
CONTRA COSTA	SAN RAMON VALLEY UNIFIED	57/61804-00-027	Modernization	G	3/13/2017	2/26/2020	0.00		0.00	869,213.00	869,213.00	1,176,120,520.24	No	No
KERN	SIERRA SANDS UNIFIED	57/73742-00-010	Modernization	G	3/13/2017	2/26/2020	0.00		0.00	5,415,992.00	5,415,992.00	1,181,536,512.24	No	No
LOS ANGELES	AZUSA UNIFIED	57/64279-00-020	Modernization	G	3/15/2017	2/26/2020	0.00		0.00	3,757,764.00	3,757,764.00	1,185,294,276.24	No	No
CONTRA COSTA	SAN RAMON VALLEY UNIFIED	57/61804-00-028	Modernization	G	3/16/2017	2/26/2020	0.00		0.00	901,663.00	901,663.00	1,186,195,939.24	No	No
CONTRA COSTA	SAN RAMON VALLEY UNIFIED	57/61804-00-029	Modernization	G	3/16/2017	2/26/2020	0.00		0.00	750,785.00	750,785.00	1,186,946,724.24	No	No
TULARE	DINUBA UNIFIED	57/75531-00-013	Modernization	D	3/16/2017	2/26/2020	459,550.00		0.00	689,325.00	1,148,875.00	1,188,095,599.24	No	No
TULARE	DINUBA UNIFIED	57/75531-00-014	Modernization	D	3/16/2017	2/26/2020	142,230.00		0.00	213,345.00	355,575.00	1,188,451,174.24	No	No
TULARE	DINUBA UNIFIED	57/75531-00-015	Modernization	D	3/16/2017	2/26/2020	74,935.00		0.00	112,403.00	187,338.00	1,188,638,512.24	No	No
ORANGE	CAPISTRANO UNIFIED	50/66464-00-022	New Construction	G	3/22/2017	2/26/2020	0.00		0.00	35,611,874.19	35,611,874.19	1,224,250,386.43	No	No
LOS ANGELES	TORRANCE UNIFIED	57/65060-00-037	Modernization	G	3/22/2017	2/26/2020	0.00		0.00	1,556,390.00	1,556,390.00	1,225,806,776.43	No	No
SAN BERNARDINO	CENTRAL ELEMENTARY	57/67645-00-006	Modernization	G	3/28/2017	2/26/2020	0.00		0.00	784,031.00	784,031.00	1,226,590,807.43	No	No
SAN BERNARDINO	CENTRAL ELEMENTARY	57/67645-00-007	Modernization	G	3/28/2017	2/26/2020	0.00		0.00	914,702.00	914,702.00	1,227,505,509.43	No	No
FRESNO	CLOVIS UNIFIED	57/62117-00-055	Modernization	G	4/4/2017	2/26/2020	0.00		0.00	3,460,134.00	3,460,134.00	1,230,965,643.43	No	No
SACRAMENTO	TWIN RIVERS UNIFIED	57/76505-00-042	Modernization	G	4/5/2017	2/26/2020	0.00		0.00	873,831.00	873,831.00	1,231,839,474.43	No	No
SACRAMENTO	TWIN RIVERS UNIFIED	57/76505-00-044	Modernization	G	4/5/2017	2/26/2020	0.00		0.00	745,480.00	745,480.00	1,232,584,954.43	No	No
MENDOCINO	POTTER VALLEY COMMUNITY UNIFIED	57/73866-00-001	Modernization	G	4/7/2017	2/26/2020	0.00		0.00	1,496,185.00	1,496,185.00	1,234,081,139.43	No	No
SANTA CRUZ	SCOTT'S VALLEY UNIFIED	50/75432-00-001	New Construction	G	4/20/2017	2/26/2020	0.00		0.00	4,838,912.00	4,838,912.00	1,238,920,051.43	No	No
SANTA CRUZ	SCOTT'S VALLEY UNIFIED	57/75432-00-002	Modernization	G	4/20/2017	2/26/2020	0.00		0.00	4,406,112.00	4,406,112.00	1,243,326,163.43	No	No
LOS ANGELES	DOWNEY UNIFIED	50/64451-00-014	New Construction	G	4/21/2017	2/26/20								

Unfunded Approvals
as of February 26, 2020 SAB

County	School District	Application Number	Program	Approval	Received Date	SAB Unfunded Approval	Financial Hardship Apportionment	Loan	State Share	Total Apportionment	Cumulative Amount	Submitted Certification Letter November 2019	Grant Agreement Received as of 02/28/2020
BUTTE	CHICO UNIFIED	54/61424-00-006	Charter	D	5/30/2017	2/26/2020	0.00	352,786.60	352,786.60	705,573.20	1,286,103,526.63	No	No
BUTTE	CHICO UNIFIED	54/61424-00-007	Charter	D	5/30/2017	2/26/2020	0.00	538,003.30	538,003.30	1,076,006.60	1,287,179,533.23	No	No
Total							\$34,459,712.23	\$30,689,677.65	\$1,222,030,143.35	\$1,287,179,533.23			

*This Unfunded List (Lack of AB 55 Loans) includes \$38.8 million for 23 projects for Charter School Facilities Program Preliminary Apportionments for Design and Site Funding.

County	School District	Application Number	Program	Approval	Received Date	SAB Date	Financial Hardship Apportionment	Loan	State Share	Total Apportionment	Prop. 47	Prop. 55	Prop. 1D	Prop. 51
BUTTE	CHICO UNIFIED	54/61424-00-005	Charter	P	4/1/2014	4/15/2015	0.00	249,318.00	249,318.00	498,636.00	0.00	0.00	498,636.00	0.00
ALAMEDA	OAKLAND UNIFIED	54/61259-13-002	Charter	P	5/28/2014	5/27/2015	0.00	2,916,055.40	2,916,055.40	5,832,110.80	0.00	0.00	5,832,110.80	0.00
ALAMEDA	OAKLAND UNIFIED	54/61259-13-002	Charter	P	5/28/2014	8/26/2015	0.00	8,558,059.50	8,558,059.50	17,116,119.00	0.00	0.00	17,116,119.00	0.00
SANTA CLARA	ALUM ROCK UNION ELEMENTARY	54/69369-00-003	Charter	P	5/30/2014	12/9/2015	0.00	231,079.95	231,079.95	462,159.90	0.00	10,660.00	451,499.90	0.00
SAN DIEGO	SAN DIEGO UNIFIED	54/68338-00-003	Charter	P	5/18/2017	1/24/2018	0.00	0.00	5,223,938.40	5,223,938.40	0.00	0.00	0.00	5,223,938.40
SAN DIEGO	SAN DIEGO UNIFIED	54/68338-00-005	Charter	P	5/18/2017	1/24/2018	0.00	0.00	1,852,054.20	1,852,054.20	0.00	0.00	0.00	1,852,054.20
ALAMEDA	OAKLAND UNIFIED	54/61259-09-008	Charter	P	5/26/2017	1/24/2018	0.00	1,109,148.30	1,109,148.30	2,218,296.60	0.00	0.00	0.00	2,218,296.60
ALAMEDA	OAKLAND UNIFIED	54/61259-09-009	Charter	P	5/26/2017	1/24/2018	0.00	11,544,660.00	11,544,660.00	23,089,320.00	0.00	0.00	0.00	23,089,320.00
SANTA BARBARA	LOMPOC UNIFIED	54/69229-00-001	Charter	P	6/1/2017	1/24/2018	0.00	135,120.30	331,062.30	466,182.60	0.00	0.00	0.00	466,182.60
SAN DIEGO	SAN DIEGO UNIFIED	54/68338-00-006	Charter	P	6/2/2017	1/24/2018	0.00	0.00	23,036,581.80	23,036,581.80	0.00	0.00	0.00	23,036,581.80
SAN DIEGO	SAN DIEGO UNIFIED	54/68338-00-007	Charter	P	6/2/2017	1/24/2018	0.00	0.00	11,742,390.90	11,742,390.90	0.00	0.00	0.00	11,742,390.90
ALAMEDA	OAKLAND UNIFIED	54/61259-00-006	Charter	P	6/5/2017	1/24/2018	0.00	9,842,314.50	9,842,314.50	19,684,629.00	0.00	0.00	0.00	19,684,629.00
ALAMEDA	OAKLAND UNIFIED	54/61259-09-006	Charter	P	6/5/2017	1/24/2018	0.00	2,139,365.70	2,139,365.70	4,278,731.40	0.00	0.00	0.00	4,278,731.40
ALAMEDA	OAKLAND UNIFIED	54/61259-09-007	Charter	P	6/5/2017	1/24/2018	0.00	4,610,634.30	4,610,634.30	9,221,268.60	0.00	0.00	0.00	9,221,268.60
ALAMEDA	OAKLAND UNIFIED	54/61259-09-010	Charter	P	6/5/2017	1/24/2018	0.00	1,801,854.90	1,801,854.90	3,603,709.80	0.00	0.00	0.00	3,603,709.80
ALAMEDA	OAKLAND UNIFIED	54/61259-09-011	Charter	P	6/5/2017	1/24/2018	0.00	19,352,563.20	19,352,563.20	38,705,126.40	0.00	0.00	0.00	38,705,126.40
ALAMEDA	OAKLAND UNIFIED	54/61259-13-005	Charter	P	6/5/2017	1/24/2018	0.00	626,722.20	626,722.20	1,253,444.40	0.00	0.00	0.00	1,253,444.40
ALAMEDA	OAKLAND UNIFIED	54/61259-13-006	Charter	P	6/5/2017	1/24/2018	0.00	3,037,278.60	3,037,278.60	6,074,557.20	0.00	0.00	0.00	6,074,557.20
CONTRA COSTA	WEST CONTRA COSTA UNIFIED	54/61796-04-001	Charter	P	6/5/2017	1/24/2018	0.00	6,658,852.50	6,658,852.50	13,317,705.00	0.00	0.00	0.00	13,317,705.00
CONTRA COSTA	WEST CONTRA COSTA UNIFIED	54/61796-04-002	Charter	P	6/5/2017	1/24/2018	0.00	5,037,607.80	5,037,607.80	10,075,215.60	0.00	0.00	0.00	10,075,215.60
MARIPOSA	MARIPOSA COUNTY UNIFIED	54/65532-00-001	Charter	P	6/5/2017	1/24/2018	0.00	0.00	1,092,709.80	1,092,709.80	0.00	0.00	0.00	1,092,709.80
SACRAMENTO	SAN JUAN UNIFIED	54/67447-00-005	Charter	P	6/5/2017	1/24/2018	0.00	0.00	5,974,846.20	5,974,846.20	0.00	0.00	0.00	5,974,846.20
TULARE	VISALIA UNIFIED	54/72256-00-001	Charter	P	6/5/2017	1/24/2018	0.00	3,378,707.10	3,378,707.10	6,757,414.20	0.00	0.00	0.00	6,757,414.20
TULARE	VISALIA UNIFIED	54/72256-00-002	Charter	P	6/5/2017	1/24/2018	0.00	5,195,620.80	5,195,620.80	10,391,241.60	0.00	0.00	0.00	10,391,241.60
TULARE	VISALIA UNIFIED	54/72256-00-003	Charter	P	6/5/2017	1/24/2018	0.00	2,169,537.30	2,169,537.30	4,339,074.60	0.00	0.00	0.00	4,339,074.60
TULARE	VISALIA UNIFIED	54/72256-00-004	Charter	P	6/5/2017	1/24/2018	0.00	753,290.10	753,290.10	1,506,580.20	0.00	0.00	0.00	1,506,580.20
SAN DIEGO	SAN DIEGO UNIFIED	54/68338-00-004	Charter	P	5/18/2017	2/28/2018	0.00	0.00	5,649,357.60	5,649,357.60	0.00	0.00	0.00	5,649,357.60
SOLANO	VALLEJO CITY UNIFIED	54/70581-00-006	Charter	P	5/22/2016	2/28/2018	0.00	13,277,356.90	13,277,356.90	26,554,713.80	590,900.00	2,315,550.00	12,651,864.00	10,996,399.80
SOLANO	VALLEJO CITY UNIFIED	54/70581-00-007	Charter	P	5/22/2016	2/28/2018	0.00	452,842.20	452,842.20	905,684.40	0.00	0.00	905,684.40	0.00
ALAMEDA	OAKLAND UNIFIED	54/61259-12-005	Charter	P	5/26/2017	2/28/2018	0.00	1,673,397.00	1,673,397.00	3,346,794.00	0.00	0.00	0.00	3,346,794.00
ALAMEDA	OAKLAND UNIFIED	54/61259-12-006	Charter	P	5/26/2017	2/28/2018	0.00	1,701,603.00	1,701,603.00	3,403,206.00	0.00	0.00	0.00	3,403,206.00
SACRAMENTO	NATOMAS UNIFIED	54/75283-00-008	Charter	P	5/26/2017	2/28/2018	0.00	0.00	2,573,846.10	2,573,846.10	0.00	0.00	2,573,846.10	0.00
LOS ANGELES	LOS ANGELES UNIFIED	54/64733-00-101	Charter	P	6/2/2017	2/28/2018	0.00	13,850,962.20	13,850,962.20	27,701,924.40	0.00	0.00	0.00	27,701,924.40
ALAMEDA	OAKLAND UNIFIED	54/61259-00-011	Charter	P	6/2/2017	2/28/2018	0.00	9,184,988.70	9,184,988.70	18,369,977.40	0.00	0.00	0.00	18,369,977.40
SAN DIEGO	SAN DIEGO UNIFIED	54/68338-00-008	Charter	P	6/2/2017	2/28/2018	0.00	0.00	15,156,028.80	15,156,028.80	0.00	0.00	0.00	15,156,028.80
SANTA CLARA	MORGAN HILL UNIFIED	54/69583-00-002	Charter	P	6/5/2017	2/28/2018	0.00	6,209,740.80	6,209,740.80	12,419,481.60	0.00	0.00	0.00	12,419,481.60
SAN DIEGO	CAJON VALLEY UNION ELEMENTARY	54/67991-00-002	Charter	P	6/5/2017	2/28/2018	0.00	2,365,949.70	2,365,949.70	4,731,899.40	0.00	0.00	0.00	4,731,899.40
SAN DIEGO	CAJON VALLEY UNION ELEMENTARY	54/67991-00-003	Charter	P	6/5/2017	2/28/2018	0.00	1,567,601.10	1,567,601.10	3,135,202.20	0.00	0.00	0.00	3,135,202.20
SANTA CLARA	EAST SIDE UNION HIGH	54/69427-00-005	Charter	P	6/5/2017	2/28/2018	0.00	13,973,119.20	13,973,119.20	27,946,238.40	0.00	0.00	0.00	27,946,238.40
SANTA CLARA	EAST SIDE UNION HIGH	54/69427-00-006	Charter	P	6/5/2017	2/28/2018	0.00	246,867.30	246,867.30	493,734.60	0.00	0.00	0.00	493,734.60
SAN DIEGO	CAJON VALLEY UNION ELEMENTARY	54/67991-00-001	Charter	P	6/5/2017	2/28/2018	0.00	4,381,450.20	4,381,450.20	8,762,900.40	0.00	0.00	0.00	8,762,900.40
ALAMEDA	OAKLAND UNIFIED	54/61259-00-010	Charter	P	6/5/2017	2/28/2018	0.00	10,227,982.50	10,227,982.50	20,455,965.00	0.00	0.00	0.00	20,455,965.00
SACRAMENTO	SAN JUAN UNIFIED	54/67447-00-006	Charter	P	6/5/2017	2/28/2018	0.00	0.00	5,701,526.10	5,701,526.10	0.00	0.00	0.00	5,701,526.10
SAN BERNARDINO	SAN BERNARDINO CITY UNIFIED	54/67876-00-004	Charter	P	6/5/2017	2/28/2018	0.00	2,064,591.00	2,064,591.00	4,129,182.00	0.00	0.00	0.00	4,129,182.00
SACRAMENTO	SACRAMENTO CITY UNIFIED	54/67439-00-007	Charter	P	6/5/2017	2/28/2018	0.00	5,049,542.70	5,049,542.70	10,099,085.40	0.00	0.00	0.00	10,099,085.40
SACRAMENTO	SACRAMENTO CITY UNIFIED	54/67439-00-008	Charter	P	6/5/2017	2/28/2018	0.00	6,288,725.20	6,288,725.20	12,577,450.40	0.00	0.00	0.00	12,577,450.40
SOLANO	VALLEJO CITY UNIFIED	54/70581-00-004	Charter	P	5/22/2017	05/23/2018	0.00	200,755.80	200,755.80	401,511.60	401,511.60	0.00	0.00	0.00
SOLANO	VALLEJO CITY UNIFIED	54/70581-00-005	Charter	P	5/22/2017	05/23/2018	0.00	8,001,594.70	8,001,594.70	16,003,189.40	2,076,164.03	6,036,845.61	7,820,113.01	70,066.75
LOS ANGELES	LOS ANGELES UNIFIED	54/64733-00-102	Charter	P	6/1/2017	05/23/2018	0.00	5,109,828.80	5,109,828.80	10,219,657.60	0.00	0.00	0.00	10,219,657.60
ALAMEDA	HAYWARD UNIFIED	54/61192-02-003	Charter	P	6/5/2017	10/24/2018	0.00	7,006,307.40	7,006,307.40	14,012,614.80	0.00	0.00	14,012,614.80	0.00
ALAMEDA	HAYWARD UNIFIED	54/61192-02-004	Charter	P	6/5/2017	10/24/2018	0.00	4,550,241.60	4,550,241.60	9,100,483.20	0.00	0.00	9,100,483.20	0.00
ALAMEDA	SAN LORENZO UNIFIED	54/61309-00-003	Charter	P	6/5/2017	12/11/2018	0.00	7,608,998.60	7,608,998.60	15,217,997.20	0.00	0.00	15,217,997.20	0.00
SACRAMENTO	SAN JUAN UNIFIED	54/67447-00-007	Charter	P	6/5/2017	12/11/2018	0.00	0.00	3,855,763.80	3,855,763.80	0.00	0.00	3,855,763.80	0.00
LOS ANGELES	LOS ANGELES UNIFIED	54/64733-00-103	Charter	P	5/30/2017	5/22/2019	0.00	5,159,700.00	5,159,700.00	10,319,400.00	668,718.00	3,954,930.00	5,695,752.00	0.00
RIVERSIDE	PERRIS ELEMENTARY	54/67199-00-001	Charter	P	6/5/2017	6/26/2019	0.00	0.00	9,523,442.70	9,523,442.70	0.00	0.00	7,455,591.70	2,067,851.00
RIVERSIDE	PERRIS ELEMENTARY	54/67199-00-002	Charter	P	6/5/2017	6/26/2019	0.00	0.00	1,005,019.20	1,005,019.20	0.00	0.00	0.00	1,005,019.20
BUTTE	CHICO UNIFIED	54/61424-00-006	Charter	P	5/30/2017	2/26/2020	0.00	1,877,635.40	3,175,079.40	5,052,714.80	0.00	0.00	5,052,714.80	0.00
BUTTE	CHICO UNIFIED	54/61424-00-007	Charter	P	5/30/2017	2/26/2020	0.00	2,812,694.70	4,842,029.70	7,654,724.40	0.00	0.00	5,362,271.40	2,292,453.00
Total								0.00	224,192,267.15	320,102,493.75	544,2			

*This Charter Unfunded Preliminary list does not include \$38.8 million for 23 projects for Charter School Facilities Program Preliminary Apportionments for Design and Site Funding.

INFORMATION ITEM

SCHOOL FACILITY PROGRAM

OFFICE OF PUBLIC SCHOOL CONSTRUCTION FUNDING WORKLOAD LISTING (Applications Received Through February 29, 2020)

The New Construction and Modernization projects on this list represent completed applications awaiting the Office of Public School Construction (OPSC) processing and scheduling to the State Allocation Board.

This list includes future workload that is identified as:

- Pending reflects workload that has been processed by OPSC but awaiting further information/documentation from the district.
- Reviewing reflects currently being processed by OPSC.

Pursuant to SFP Regulation Section 1859.95.1, this list also includes applications that were received, but not reviewed by OPSC. This list is presented to the State Allocation Board for acknowledgement.

This list is also available on the [OPSC Website](#) and is updated on the first and third Fridays of each month.

SFP APPLICATIONS
New Construction and Charter School Facilities Program
- Workload as of February 29, 2020 -

District	County	Site Name	Application Number	OPSC Date Received	Estimated State Grant (a)	Financial Hardship (b)	Notification Occurred**
Brittan Elementary	Sutter	Brittan Elementary	50/71357-00-002	05/05/17	\$ 4,097,432	\$ 4,097,432	8/6/2019
Standard Elementary	Kern	Standard Middle	50/63792-00-002	06/22/17	\$ 2,065,579	\$ -	9/4/2019
Farmersville Unified	Tulare	Farmersville High	50/75325-00-008	06/23/17	\$ 1,926,790	\$ 1,926,790	9/4/2019
Imperial Unified	Imperial	Cross Elementary	50/63164-00-006	07/03/17	\$ 11,889,879	\$ -	9/4/2019
Palm Springs Unified	Riverside	Agua Caliente Elementary	50/67173-00-014	07/06/17	\$ 4,873,871	\$ -	9/4/2019
Pierce Joint Unified	Colusa	Pierce High	50/61614-00-004	07/07/17	\$ 1,480,857	\$ -	9/4/2019
Jurupa Unified	Riverside	Sunnyslope Elementary	50/67090-00-013	07/12/17	\$ 2,722,065	\$ -	9/4/2019
Oxnard Elementary	Ventura	Lemonwood Elementary	50/72538-00-013	07/19/17	\$ 12,225,183	\$ -	9/4/2019
Sacramento County Office of Education	Sacramento	New Community School	50/10348-00-003	07/25/17	\$ 404,846	\$ 404,846	9/4/2019
Dublin Unified	Alameda	Dougherty Elementary	50/75093-00-011	07/28/17	\$ 1,998,741	\$ -	9/4/2019
Poway Unified	San Diego	Stone Ranch Elementary	50/68296-00-022	08/01/17	\$ 6,508,805	\$ -	9/4/2019
Riverside Unified	Riverside	John F. Kennedy Elementary	50/67215-00-029	08/02/17	\$ 315,887	\$ -	9/4/2019
Riverside Unified	Riverside	Emerson Elementary	50/67215-00-030	08/02/17	\$ 315,887	\$ -	9/4/2019
Chawanakee Unified	Madera	Hillside Elementary	50/75606-00-002	08/02/17	\$ 12,565,858	\$ -	9/4/2019
Sequoia Union High	San Mateo	Redwood High	50/69062-01-014	08/03/17	\$ 2,218,255	\$ -	10/2/2019
Irvine Unified	Orange	Portola Springs Elementary	50/73650-00-031	08/03/17	\$ 948,994	\$ -	10/2/2019
Dublin Unified	Alameda	Cottonwood Creek Elementary	50/75093-00-012	08/07/17	\$ 22,789,083	\$ -	10/2/2019
Corona-Norco Unified	Riverside	Augustine Ramirez Intermediate	50/67033-00-040	08/08/17	\$ 1,009,935	\$ -	10/2/2019
William S. Hart Union High	Los Angeles	Placerita Junior High	50/65136-00-014	08/09/17	\$ 2,890,803	\$ -	10/2/2019
Alisal Union	Monterey	Fremont Elementary	50/65961-00-011	08/10/17	\$ 7,231,447	\$ -	10/2/2019
Hesperia Unified	San Bernardino	Maple Elementary	50/75044-00-035	08/10/17	\$ 648,182	\$ -	10/2/2019
Murrieta Valley Unified	Riverside	Vista Murrieta High	50/75200-00-024	08/11/17	\$ 5,794,403	\$ -	10/2/2019
Porterville Unified	Tulare	Porterville High	50/75523-00-008	08/11/17	\$ 906,565	\$ -	10/2/2019
Porterville Unified	Tulare	Monache High	50/75523-00-009	08/11/17	\$ 2,525,778	\$ -	10/2/2019
Lamont Elementary	Kern	Myrtle Avenue Elementary	50/63560-00-001	08/14/17	\$ 248,990	\$ -	10/2/2019
Western Placer Unified	Placer	Lincoln High	50/66951-00-009	08/14/17	\$ 2,965,340	\$ -	10/2/2019
Sanger Unified	Fresno	Ronald W. Reagan Elementary	50/62414-00-019	08/15/17	\$ 576,555	\$ -	10/2/2019
Sanger Unified	Fresno	Sequoia Elementary	50/62414-00-020	08/15/17	\$ 972,351	\$ -	10/2/2019
Sanger Unified	Fresno	Washington Academic Middle	50/62414-00-021	08/15/17	\$ 83,348	\$ -	10/2/2019
Bakersfield City Elementary	Kern	Voorhies Elementary	50/63321-00-031	08/15/17	\$ 1,330,267	\$ -	10/2/2019
Escondido Union Elementary	San Diego	Mission Middle	50/68098-00-007	08/15/17	\$ 3,500,559	\$ -	10/2/2019
Old Adobe Union Elementary	Sonoma	Loma Vista Immersion Academy	50/70847-00-003	08/15/17	\$ 1,363,324	\$ -	10/2/2019
Natomas Unified	Sacramento	Natomas Park Elementary	50/75283-00-020	08/15/17	\$ 3,086,656	\$ -	10/2/2019
Martinez Unified	Contra Costa	Alhambra Senior High	50/61739-00-003	08/16/17	\$ 2,742,337	\$ -	10/2/2019
Escondido Union	San Diego	Quantum Academy	50/68098-00-008	08/16/17	\$ 1,410,545	\$ -	10/2/2019
Fremont Unified	Alameda	Brookvale Elementary	50/61176-00-009	08/17/17	\$ 2,518,817	\$ -	10/2/2019
Fremont Unified	Alameda	Patterson Elementary	50/61176-00-010	08/17/17	\$ 2,526,392	\$ -	10/2/2019
Alameda City Unified	Alameda	Frank Otis Elementary	50/61119-01-002	08/18/17	\$ 2,195,724	\$ -	10/2/2019
McCabe Union Elementary	Imperial	Corfman Middle	50/63180-00-004	08/18/17	\$ 706,996	\$ -	10/2/2019
Jurupa Unified	Riverside	New K-8 School #5	50/67090-00-014	08/23/17	\$ 3,581,554	\$ -	10/2/2019
Placer Union High	Placer	Del Oro High	50/66894-00-006	08/24/17	\$ 14,245,259	\$ -	11/1/2019
Cutler-Orosi Joint Unified	Tulare	Orosi High	50/71860-00-006	08/24/17	\$ 3,431,530	\$ -	11/1/2019
Irvine Unified	Orange	Rancho San Joaquin Middle	50/73650-00-032	08/24/17	\$ 10,223,148	\$ 10,223,148	11/1/2019
Merced City Elementary	Merced	Ada Givens Elementary	50/65771-00-022	08/25/17	\$ 1,205,026	\$ -	11/1/2019
Sacramento City Unified	Sacramento	Kit Carson Middle	50/67439-00-004	08/30/17	\$ 1,970,132	\$ -	11/1/2019
Capay Joint Union Elementary	Glenn	Capay Joint Union Elementary	50/62554-00-001	09/01/17	\$ 2,070,382	\$ 2,070,382	11/1/2019
Palo Verde Union Elementary	Tulare	Palo Verde Elementary	50/72033-00-004	09/01/17	\$ 61,069	\$ 61,069	11/1/2019
Irvine Unified	Orange	Heritage Field K-8	50/73650-00-033	09/06/17	\$ 41,372,337	\$ -	11/1/2019
Bakersfield City Elementary	Kern	Stella Hills Elementary	50/63321-00-032	09/14/17	\$ 3,229,025	\$ -	11/1/2019
Bakersfield City Elementary	Kern	Evergreen Elementary	50/63321-00-033	09/15/17	\$ 1,457,130	\$ -	11/1/2019
Weaver Union	Merced	Weaver Middle	50/65862-00-002	09/15/17	\$ 4,595,737	\$ -	11/1/2019
Heber Elementary	Imperial	Heber Elementary	50/63131-00-007	09/18/17	\$ 3,014,314	\$ -	11/1/2019
Raymond-Knowles Union Elementary	Madera	Raymond-Knowles Elementary	50/65276-00-001	09/19/17	\$ 197,883	\$ 197,883	11/1/2019
Burbank Unified	Los Angeles	Bret Harte Elementary	50/64337-00-003	09/21/17	\$ 630,828	\$ -	11/1/2019
Saugus Union	Los Angeles	West Creek Academy	50/64998-00-019	09/27/17	\$ 3,699,651	\$ -	11/1/2019
Maple Elementary	Kern	Maple Elementary	50/63610-00-002	09/29/17	\$ 1,023,481	\$ 1,023,481	11/1/2019
Banta Elementary	San Joaquin	Banta Elementary	50/68486-00-003	09/29/17	\$ 196,978	\$ 196,978	11/1/2019
Greenfield Union Elementary	Monterey	Mary Chapa Literacy and Technology Academy	50/66035-00-003	10/03/17	\$ 749,769	\$ 749,769	1/6/2020
Antelope Elementary	Tehama	Antelope Elementary	50/71472-00-001	10/06/17	\$ 38,695	\$ -	1/6/2020

SFP APPLICATIONS
New Construction and Charter School Facilities Program
- Workload as of February 29, 2020 -

District	County	Site Name	Application Number	OPSC Date Received	Estimated State Grant (a)	Financial Hardship (b)	Notification Occurred**
Antelope Elementary	Tehama	Antelope Elementary	50/71472-00-002	10/06/17	\$ 38,695	\$ -	1/6/2020
Antelope Elementary	Tehama	Antelope Elementary	50/71472-00-003	10/06/17	\$ 38,695	\$ -	1/6/2020
Antelope Elementary	Tehama	Antelope Elementary	50/71472-00-004	10/06/17	\$ 218,001	\$ -	1/6/2020
Palo Alto Unified	Santa Clara	Henry M. Gunn High	50/69641-00-003	10/11/17	\$ 3,238,427	\$ -	1/6/2020
Milpitas Unified	Santa Clara	Mabel Mattos Elementary	50/73387-00-001	10/12/17	\$ 16,845,997	\$ -	1/6/2020
Firebaugh-Las Deltas Joint Unified	Fresno	Arthur E. Mills Intermediate	50/73809-00-005	10/12/17	\$ 397,254	\$ -	1/6/2020
Panama-Buena Vista Union	Kern	Dolores S. Whitley Elementary	50/63362-00-041	10/16/17	\$ 12,071,259	\$ -	1/6/2020
Folsom-Cordova Unified	Sacramento	Sutter Middle	50/67330-21-010	10/16/17	\$ 6,584,059	\$ -	1/6/2020
Folsom-Cordova Unified	Sacramento	Oak Chan Elementary	50/67330-21-011	10/16/17	\$ 8,445,042	\$ -	1/6/2020
Lancaster Elementary	Los Angeles	Linda Verde Elementary	50/64667-00-011	10/17/17	\$ 1,115,805	\$ -	1/6/2020
Southern Humboldt Joint Unified	Humboldt	South Fork Junior - Senior High	50/63040-00-001	10/18/17	\$ 1,360,522	\$ -	1/6/2020
Southern Humboldt Joint Unified	Humboldt	Redway Elementary	50/63040-00-002	10/18/17	\$ 896,296	\$ -	1/6/2020
Greenfield Union Elementary	Monterey	Apple Avenue Elementary	50/66035-00-002	10/19/17	\$ 9,381,712	\$ 9,381,712	1/6/2020
Central Unified	Fresno	Hahn Phan Tilley	50/73965-00-019	10/23/17	\$ 11,679,644	\$ -	1/6/2020
Hollister Elementary	San Benito	Santana Ranch Elementary TK-8	50/67470-00-003	10/26/17	\$ 2,061,901	\$ 2,061,901	1/6/2020
Fremont Unified	Alameda	Lila Bringham Elementary	50/61176-00-011	10/31/17	\$ 32,667,294	\$ -	1/6/2020
San Benito High	San Benito	San Benito High	50/67538-00-002	10/31/17	\$ 5,002,975	\$ -	1/6/2020
San Marcos Unified	San Diego	Alvin M Dunn Elementary	50/73791-00-016	10/31/17	\$ 8,926,096	\$ -	1/6/2020
Dinuba Unified	Tulare	New High	50/75531-00-007	10/31/17	\$ 1,195,768	\$ 1,195,768	1/6/2020
Wiseburn Unified	Los Angeles	Wiseburn High	50/76869-00-001	10/31/17	\$ 963,069	\$ -	1/6/2020
San Marcos Unified	San Diego	Alvin M Dunn Elementary	50/73791-00-017	11/03/17	\$ 433,316	\$ -	2/26/2020
Oxnard Elementary	Ventura	Thurgood Marshall Elementary	50/72538-00-014	11/13/17	\$ 4,113,728	\$ -	2/26/2020
Lammersville Joint Unified	San Joaquin	Mountain House High	50/76760-00-008	11/29/17	\$ 4,515,588	\$ -	2/26/2020
Millville Elementary	Shasta	Millville Elementary	50/70052-00-002	12/04/17	\$ 387,910	\$ 387,910	2/26/2020
Hollister Elementary	San Benito	Sunnyslope Elementary	50/67470-00-004	12/07/17	\$ 5,060,372	\$ -	2/26/2020
Wasco Union Elementary	Kern	Teresa Burke Elementary	50/63842-00-004	12/11/17	\$ 926,805	\$ -	2/26/2020
Ceres Unified	Stanislaus	Central Valley High	50/71043-00-034	12/14/17	\$ 2,348,896	\$ -	2/26/2020
Beaumont Unified	Riverside	Starlight Elementary	50/66993-00-019	12/19/17	\$ 13,448,499	\$ -	2/26/2020
Kerman Unified	Fresno	Kerman High	50/73999-00-009	12/19/17	\$ 8,430,953	\$ -	2/26/2020
Santa Maria Joint Union High	Santa Barbara	Ernest Righetti High	50/69310-00-007	12/21/17	\$ 16,425,817	\$ -	-
Irvine Unified	Orange	Stone Creek Elementary	50/73650-00-034	12/26/17	\$ 681,602	\$ -	-
Fremont Unified	Alameda	American High	50/61176-00-012	01/02/18	\$ 8,941,241	\$ -	-
Merced City Elementary	Merced	Franklin Elementary	50/65771-00-023	01/04/18	\$ 1,254,719	\$ -	-
Butteville Union Elementary	Siskiyou	Butteville Elementary	50/70201-00-002	01/08/18	\$ 794,536	\$ -	-
Menifee Union Elementary	Riverside	Elementary #14	50/67116-00-015	01/10/18	\$ 13,764,919	\$ -	-
Rio Elementary	Ventura	Rio Steam K-8	50/72561-00-006	01/12/18	\$ 12,743,164	\$ -	-
Redondo Beach Unified	Los Angeles	Redondo Union High	50/75341-00-001	01/16/18	\$ 2,646,278	\$ -	-
San Ramon Valley Unified	Contra Costa	Stone Valley Middle	50/61804-00-042	01/17/18	\$ 2,259,928	\$ -	-
Monson-Sultana Joint Union Elementary	Tulare	Monson-Sultana Elementary	50/72009-00-002	01/22/18	\$ 189,699	\$ 189,699	-
Escondido Union	San Diego	Central Elementary	50/68098-00-009	01/23/18	\$ 3,704,661	\$ -	-
Fairfield-Suisun Unified	Solano	Public Safety Academy	50/70540-00-027	01/25/18	\$ 4,803,198	\$ -	-
Irvine Unified	Orange	Creekside High	50/73650-00-035	01/25/18	\$ 1,579,717	\$ -	-
Irvine Unified	Orange	Sierra Vista Middle	50/73650-00-036	01/25/18	\$ 1,572,100	\$ -	-
Irvine Unified	Orange	South Lake Middle	50/73650-00-037	01/25/18	\$ 870,227	\$ -	-
Southern Kern Unified	Kern	Hamilton Elementary	50/63776-00-002	02/13/18	\$ 11,736,558	\$ 11,736,558	-
West Park Elementary	Fresno	West Park Elementary	50/62539-00-001	02/15/18	\$ 528,065	\$ 528,065	-
Beaumont Unified	Riverside	Beaumont Senior High	50/66993-00-020	02/20/18	\$ 965,901	\$ -	-
Carpinteria Unified	Santa Barbara	Carpinteria Family	50/69146-00-002	02/27/18	\$ 1,382,615	\$ -	-
Carpinteria Unified	Santa Barbara	Canalino Elementary	50/69146-00-003	02/27/18	\$ 1,252,982	\$ -	-
Irvine Unified	Orange	Eastshore Elementary	50/73650-00-038	03/02/18	\$ 835,854	\$ -	-
Irvine Unified	Orange	Venado Middle	50/73650-00-039	03/02/18	\$ 2,231,969	\$ -	-
Corona-Norco Unified	Riverside	John Adams Elementary	50/67033-00-041	03/06/18	\$ 3,086,390	\$ -	-
Roseville Joint Union High	Placer	New High School #6	50/66928-00-008	03/12/18	\$ 26,629,500	\$ -	-
Tulare City	Tulare	Alpine Vista Elementary	50/72231-00-005	03/13/18	\$ 3,969,972	\$ -	-
Gerber Union Elementary	Tehama	Gerber Elementary	50/71548-00-001	03/15/18	\$ 468,016	\$ 468,016	-
Newman-Crows Landing Unified	Stanislaus	Hurd Barrington Elementary	50/73601-00-005	03/16/18	\$ 578,350	\$ -	-
Snowline Joint Unified	San Bernardino	New Elementary	50/73957-00-016	03/19/18	\$ 1,850,720	\$ 1,850,720	-
Snowline Joint Unified	San Bernardino	New Elementary	50/73957-00-017	03/19/18	\$ 84,062	\$ 84,062	-
Snowline Joint Unified	San Bernardino	New Elementary	50/73957-00-018	03/19/18	\$ 84,062	\$ 84,062	-

SFP APPLICATIONS
New Construction and Charter School Facilities Program
- Workload as of February 29, 2020 -

District	County	Site Name	Application Number	OPSC Date Received	Estimated State Grant (a)	Financial Hardship (b)	Notification Occurred**
San Jacinto Unified	Riverside	New Middle School	50/67249-00-017	03/21/18	\$ 25,322,444	\$ -	
Irvine Unified	Orange	Loma Ridge Elementary	50/73650-00-040	03/21/18	\$ 33,872,655	\$ -	
Guadalupe Union Elementary	Santa Barbara	New Middle	50/69203-00-001	03/22/18	\$ 9,470,146	\$ 9,470,146	
Livingston Union	Merced	Campus Park Elementary	50/65748-00-003	03/28/18	\$ 2,247,743	\$ -	
Livingston Union	Merced	Selma Herndon Elementary	50/65748-00-004	03/28/18	\$ 1,101,192	\$ -	
Livingston Union	Merced	Yamato Colony Elementary	50/65748-00-005	03/28/18	\$ 774,268	\$ -	
Victor Elementary	San Bernardino	Elementary School #20	50/67918-00-011	03/30/18	\$ 10,935,579	\$ -	
Madera Unified	Madera	Matilda Torres High	50/65243-00-011	04/03/18	\$ 36,161,659	\$ -	
San Jose Unified	Santa Clara	San Jose High	50/69666-00-001	04/06/18	\$ 471,583	\$ -	
Corona-Norco Unified	Riverside	Lincoln Alternative Elementary	50/67033-00-042	04/10/18	\$ 1,641,187	\$ -	
Irvine Unified	Orange	Rancho San Joaquin Middle	50/73650-00-041	04/11/18	\$ 1,108,967	\$ -	
Coalinga-Huron Unified	Fresno	Huron Elementary	50/62125-00-005	04/13/18	\$ 3,166,987	\$ -	
Coalinga-Huron Unified	Fresno	Henry F Bishop Elementary	50/62125-00-006	04/13/18	\$ 2,601,786	\$ -	
Coalinga-Huron Unified	Fresno	Nell Dawson Elementary	50/62125-00-007	04/13/18	\$ 3,397,140	\$ -	
Coalinga-Huron Unified	Fresno	Huron Middle	50/62125-00-008	04/13/18	\$ 3,304,410	\$ -	
Santa Maria Joint Union High	Santa Barbara	Ag Ed & Career Tech Center	50/69310-00-008	04/17/18	\$ 4,547,024	\$ -	
San Marcos Unified	San Diego	San Marcos Middle	50/73791-00-018	04/17/18	\$ 9,500,378	\$ -	
Clay Joint Elementary	Fresno	Clay Elementary	50/62109-00-003	04/19/18	\$ 1,422,476	\$ 1,422,476	
Buckeye Union Elementary	El Dorado	Charter Montessori Valley View Campus	50/61838-00-008	04/23/18	\$ 2,289,961	\$ -	
Oxnard	Ventura	Elm Street Elementary	50/72538-00-015	04/30/18	\$ 8,595,811	\$ -	
Oakley Union Elementary	Contra Costa	Summer Lake Elementary	50/61762-00-011	05/03/18	\$ 11,345,343	\$ 11,345,343	
Centinela Valley Union High	Los Angeles	Lawndale High	50/64352-00-006	05/04/18	\$ 5,840,880	\$ -	
Sutter Union High	Sutter	Sutter High	50/71449-00-003	05/08/18	\$ 6,127,663	\$ 6,127,663	
Sanger Unified	Fresno	Sanger Educational Complex	50/62414-00-022	05/11/18	\$ 24,284,563	\$ -	
Wasco Union Elementary	Kern	Palm Avenue Elementary	50/63842-00-005	05/21/18	\$ 1,363,433	\$ 1,363,433	
Visalia Unified	Tulare	Denton Elementary	50/72256-00-031	05/21/18	\$ 9,966,124	\$ -	
Jurupa Unified	Riverside	Glen Avon Elementary	50/67090-00-015	05/22/18	\$ 914,157	\$ -	
San Dieguito Union High	San Diego	Pacific Trails Middle	50/68346-00-005	05/29/18	\$ 6,239,976	\$ -	
Bakersfield City	Kern	Noble Elementary	50/63321-00-034	05/31/18	\$ 1,584,750	\$ -	
Konocti Unified	Lake	Lower Lake High	50/64022-00-001	05/31/18	\$ 478,657	\$ -	
Kern High	Kern	Independence High	50/63529-00-010	06/05/18	\$ 9,406,276	\$ -	
Caruthers Unified	Fresno	Caruthers Elementary	50/75598-00-001	06/05/18	\$ 1,702,182	\$ -	
Brea-Olinda Unified	Orange	Olinda Elementary	50/66449-00-002	06/08/18	\$ 867,837	\$ -	
Woodland Joint Unified	Yolo	Spring Lake Elementary	50/72710-00-006	06/08/18	\$ 4,633,025	\$ -	
Corona-Norco Unified	Riverside	Norco Elementary	50/67033-00-043	06/12/18	\$ 1,937,594	\$ -	
Riverdale Joint Unified	Fresno	Riverdale Elementary	50/75408-00-002	06/14/18	\$ 1,719,374	\$ -	
Fairfield-Suisun Unified	Solano	Grange Middle	50/70540-00-028	06/18/18	\$ 2,732,268	\$ -	
Walnut Valley Unified	Los Angeles	Quail Summit Elementary	50/73460-00-010	06/20/18	\$ 324,226	\$ -	
Lemoore Union High	Kings	Lemoore High	50/63982-00-002	06/22/18	\$ 1,221,650	\$ -	
Tulare Joint Union High	Tulare	Tulare Western High	50/72249-00-003	06/22/18	\$ 602,300	\$ -	
San Marcos Unified	San Diego	La Costa Meadows Elementary	50/73791-00-019	06/25/18	\$ 1,622,639	\$ -	
San Marcos Unified	San Diego	La Costa Meadows Elementary	50/73791-00-020	06/25/18	\$ 981,918	\$ -	
Dinuba Unified	Tulare	New High	50/75531-00-006	06/27/18	\$ 48,607,132	\$ 48,607,132	
Bakersfield City	Kern	Leo G Pauly Elementary	50/63321-00-035	06/28/18	\$ 1,464,460	\$ -	
Bakersfield City	Kern	Leo G Pauly Elementary	50/63321-00-036	06/28/18	\$ 1,692,826	\$ -	
Western Placer Unified	Placer	Glen Edwards Middle	50/66951-00-010	06/29/18	\$ 4,168,288	\$ -	
Fowler Unified	Fresno	Fowler High	50/62158-00-002	07/05/18	\$ 1,662,406	\$ -	
Guadalupe Union Elementary	Santa Barbara	Kermit McKenzie Junior High	50/69203-00-002	07/06/18	\$ 1,692,026	\$ -	
Irvine Unified	Orange	Cypress Village Elementary	50/73650-00-042	07/06/18	\$ 1,394,110	\$ -	
Irvine Unified	Orange	Woodbridge High	50/73650-00-043	07/06/18	\$ 3,041,419	\$ -	
Bakersfield City	Kern	Hort Elementary	50/63321-00-037	07/10/18	\$ 2,574,301	\$ -	
Bakersfield City	Kern	Bessie E Owens Intermediate	50/63321-00-038	07/12/18	\$ 1,416,427	\$ -	
Bakersfield City	Kern	Evergreen Elementary	50/63321-00-039	07/13/18	\$ 1,381,396	\$ -	
Merced City Elementary	Merced	Rudolph Rivera Elementary	50/65771-00-024	07/13/18	\$ 744,286	\$ -	
Imperial County Office of Education	Imperial	La Paloma Elementary	50/10132-01-005	07/16/18	\$ 117,011	\$ 117,011	
Imperial County Office of Education	Imperial	Cross Elementary	50/10132-02-002	07/16/18	\$ 234,022	\$ 234,022	
Imperial County Office of Education	Imperial	Calexico High	50/10132-03-006	07/16/18	\$ 234,022	\$ 234,022	
Imperial County Office of Education	Imperial	La Victoria Elementary	50/10132-03-007	07/16/18	\$ 351,032	\$ 351,032	
Imperial County Office of Education	Imperial	De Anza 9th Grade Academy	50/10132-03-008	07/16/18	\$ 351,032	\$ 351,032	

SFP APPLICATIONS
New Construction and Charter School Facilities Program
- Workload as of February 29, 2020 -

District	County	Site Name	Application Number	OPSC Date Received	Estimated State Grant (a)	Financial Hardship (b)	Notification Occurred**
Fairfield-Suisun Unified	Solano	Fairview Elementary	50/70540-00-029	07/16/18	\$ 2,577,077	\$ -	
Liberty Elementary	Tulare	Liberty Elementary	50/71985-00-004	07/16/18	\$ 3,015,213	\$ -	
Gustine Unified	Merced	Gustine High	50/73619-00-006	07/16/18	\$ 2,092,598	\$ 2,092,598	
Hanford Elementary	Kings	Martin Luther King Jr Elementary	50/63917-00-004	07/19/18	\$ 2,798,162	\$ -	
Sequoia Union High	San Mateo	TIDE Academy	50/69062-01-009	07/19/18	\$ 17,996,168	\$ -	
Oxnard	Ventura	Emilie Ritchen Elementary	50/72538-00-016	07/19/18	\$ 808,227	\$ -	
Oxnard	Ventura	Norman R Brekke Elementary	50/72538-00-017	07/19/18	\$ 645,848	\$ -	
Oxnard	Ventura	Christa McAuliffe Elementary	50/72538-00-018	07/19/18	\$ 863,865	\$ -	
Gustine Unified	Merced	Romero Elementary	50/73619-00-007	07/26/18	\$ 1,420,047	\$ 1,420,047	
Ripon Unified	San Joaquin	Colony Oak Elementary	50/68650-00-007	07/27/18	\$ 8,081,016	\$ -	
Oxnard	Ventura	Lemonwood Elementary	50/72538-00-019	07/27/18	\$ 1,937,447	\$ -	
Oxnard	Ventura	Elm Street Elementary	50/72538-00-020	07/27/18	\$ 832,824	\$ -	
Oxnard	Ventura	Thurgood Marshall Elementary	50/72538-00-021	07/27/18	\$ 957,376	\$ -	
Oxnard	Ventura	McKinna Elementary	50/72538-00-022	07/27/18	\$ 10,247,550	\$ -	
Oxnard	Ventura	McKinna Elementary	50/72538-00-023	07/27/18	\$ 960,061	\$ -	
Kern High	Kern	Frontier High	50/63529-00-011	07/30/18	\$ 4,390,293	\$ -	
Oxnard	Ventura	Ramona Elementary	50/72538-00-024	07/30/18	\$ 660,882	\$ -	
Irvine Unified	Orange	Springbrook Elementary	50/73650-00-044	07/30/18	\$ 1,626,156	\$ -	
Konociti Unified	Lake	Lower Lake Elementary	50/64022-00-002	08/06/18	\$ 350,352	\$ -	
Redlands Unified	San Bernardino	Mission Elementary	50/67843-00-009	08/06/18	\$ 532,726	\$ -	
Clovis Unified	Fresno	Reagan Elementary	50/62117-00-022	08/07/18	\$ 440,947	\$ -	
Clovis Unified	Fresno	Reyburn Intermediate	50/62117-00-023	08/07/18	\$ 441,108	\$ -	
Clovis Unified	Fresno	James S Fugman Elementary	50/62117-00-024	08/07/18	\$ 254,782	\$ -	
Atwater Elementary	Merced	Peggy Heller Elementary	50/65631-00-005	08/07/18	\$ 2,312,887	\$ -	
Tustin Unified	Orange	Robert Heideman Elementary	50/73643-00-022	08/07/18	\$ 1,447,625	\$ -	
Los Banos Unified	Merced	Pacheco High	50/65755-00-011	08/08/18	\$ 1,492,303	\$ -	
Southern Kern Unified	Kern	Tropico Middle	50/63776-00-004	08/09/18	\$ 11,870,062	\$ 11,870,062	
Los Banos Unified	Merced	Volta Elementary	50/65755-00-012	08/09/18	\$ 1,076,430	\$ -	
Pajaro Valley Unified	Santa Cruz	Aptos Junior High	50/69799-00-009	08/09/18	\$ 2,254,552	\$ -	
Pajaro Valley Unified	Santa Cruz	Valencia Elementary	50/69799-00-010	08/09/18	\$ 1,457,285	\$ -	
Chico Unified	Butte	Neal Dow Elementary	50/61424-00-007	08/10/18	\$ 1,589,066	\$ -	
Chico Unified	Butte	Marigold Elementary	50/61424-00-008	08/10/18	\$ 656,036	\$ -	
Chico Unified	Butte	Loma Vista	50/61424-00-009	08/10/18	\$ 667,338	\$ -	
Chico Unified	Butte	Shasta Elementary	50/61424-00-010	08/10/18	\$ 1,691,974	\$ -	
Albany City Unified	Alameda	Albany Middle	50/61127-00-003	08/13/18	\$ 4,492,118	\$ -	
Bakersfield City	Kern	New Elementary	50/63321-00-040	08/15/18	\$ 14,612,348	\$ 14,612,348	
Roberts Ferry Union Elementary	Stanislaus	Roberts Ferry Union Elementary	50/71233-00-002	08/15/18	\$ 537,066	\$ 537,066	
Monson-Sultana Joint Union Elementary	Tulare	Monson-Sultana Elementary	50/72009-00-003	08/15/18	\$ 1,324,540	\$ 1,324,540	
Willows Unified	Glenn	Murdock Elementary	50/62661-00-001	08/17/18	\$ 1,303,978	\$ -	
Centinela Valley Union High	Los Angeles	Hawthorne High	50/64352-00-007	08/17/18	\$ 1,122,890	\$ -	
Anaheim Union High	Orange	Dale Junior High	50/66431-05-002	08/17/18	\$ 2,491,096	\$ -	
Anaheim Union High	Orange	Oxford Academy	50/66431-05-003	08/17/18	\$ 1,470,799	\$ -	
Corona-Norco Unified	Riverside	Dr Bernice Jameson Todd Academy	50/67033-00-044	08/17/18	\$ 5,996,385	\$ -	
Templeton Unified	San Luis Obispo	Templeton High	50/68841-00-002	08/17/18	\$ 3,406,620	\$ -	
Gustine Unified	Merced	Gustine Middle	50/73619-00-008	08/17/18	\$ 1,458,100	\$ 1,458,100	
Gustine Unified	Merced	Gustine Elementary	50/73619-00-009	08/17/18	\$ 1,433,571	\$ 1,433,571	
Irvine Unified	Orange	Canyon View Elementary	50/73650-00-045	08/17/18	\$ 932,595	\$ -	
Yuba County Office of Education	Yuba	Virginia School	50/10587-00-004	08/22/18	\$ 613,950	\$ 613,950	
Yuba County Office of Education	Yuba	Virginia School	50/10587-00-005	08/22/18	\$ 382,468	\$ 382,468	
Corona-Norco Unified	Riverside	Rondo Elementary	50/67033-00-045	08/22/18	\$ 16,832,543	\$ -	
San Dieguito Union High	San Diego	San Dieguito High Academy	50/68346-00-006***	08/23/18	\$ 6,836,372	\$ -	
Rocklin Unified	Placer	Elementary #12	50/75085-00-014***	08/23/18	\$ 16,135,519	\$ -	
San Carlos Elementary	San Mateo	San Carlos Charter Learning Center	50/69021-00-001***	08/24/18	\$ 5,939,528	\$ -	
Irvine Unified	Orange	Meadow Park Elementary	50/73650-00-046***	08/24/18	\$ 1,149,109	\$ -	
Irvine Unified	Orange	Brywood Elementary	50/73650-00-047***	08/24/18	\$ 1,094,082	\$ -	
Roseville City Elementary	Placer	Riego Creek Elementary	50/66910-00-015***	08/29/18	\$ 13,101,726	\$ -	
Tahoe-Truckee Unified	Placer	Kings Beach Elementary	50/66944-00-006***	08/29/18	\$ 1,810,817	\$ -	
Tahoe-Truckee Unified	Placer	Tahoe Truckee High	50/66944-00-007***	08/29/18	\$ 7,839,397	\$ -	
Tahoe-Truckee Unified	Placer	Donner Trail Elementary	50/66944-00-008***	08/29/18	\$ 564,411	\$ -	

SFP APPLICATIONS
New Construction and Charter School Facilities Program
- Workload as of February 29, 2020 -

District	County	Site Name	Application Number	OPSC Date Received	Estimated State Grant (a)	Financial Hardship (b)	Notification Occurred**
Los Angeles Unified	Los Angeles	Castlebay Lane Elementary	50/64733-00-144***	08/30/18	\$ 2,539,262	\$ -	
Los Angeles Unified	Los Angeles	Latona Avenue Elementary	50/64733-00-145***	08/30/18	\$ 2,758,524	\$ -	
Los Angeles Unified	Los Angeles	Porter Ranch Community	50/64733-00-146***	08/30/18	\$ 3,054,672	\$ -	
Los Angeles Unified	Los Angeles	Normont Elementary	50/64733-00-147***	08/30/18	\$ 2,467,384	\$ -	
Los Angeles Unified	Los Angeles	Multnomah Street Elementary	50/64733-34-001***	08/30/18	\$ 2,490,317	\$ -	
Galt Joint Union High	Sacramento	Galt High	50/67355-00-006***	09/04/18	\$ 2,262,821	\$ -	
Los Angeles Unified	Los Angeles	Berendo Middle	50/64733-00-148***	09/05/18	\$ 2,756,321	\$ -	
Sacramento County Office of Education	Sacramento	New Community School	50/10348-00-004***	09/06/18	\$ 675,200	\$ 675,200	
Robla Elementary	Sacramento	Main Avenue Elementary	50/67421-00-001***	09/06/18	\$ 2,737,939	\$ -	
Robla Elementary	Sacramento	Main Avenue Elementary	50/67421-00-002***	09/06/18	\$ 1,707,611	\$ -	
Jacoby Creek Elementary	Humboldt	Jacoby Creek	50/62893-00-001***	09/07/18	\$ 347,010	\$ 347,010	
Tulare Joint Union High	Tulare	Tulare Union High	50/72249-00-004***	09/07/18	\$ 3,358,975	\$ -	
Stockton Unified	San Joaquin	Kennedy Elementary	50/68676-01-003***	09/10/18	\$ 6,750,094	\$ -	
Sanger Unified	Fresno	Ronald W Reagan Elementary	50/62414-00-023***	09/12/18	\$ 429,395	\$ -	
Brawley Elementary	Imperial	La Paloma	50/63073-00-002***	09/12/18	\$ 12,914,632	\$ -	
Los Angeles Unified	Los Angeles	Porter Ranch Community	50/64733-00-149***	09/12/18	\$ 3,478,337	\$ -	
Los Angeles Unified	Los Angeles	Crenshaw Senior High	51/64733-00-004*	09/17/18	\$ 3,570,460	\$ -	
John Swett Unified	Contra Costa	Carquinez Middle	51/61697-00-001*	01/16/20	\$ 5,822,997	\$ -	
Santa Monica-Malibu Unified	Los Angeles	John Adams Middle	51/64980-00-001*	01/30/20	\$ 3,702,477	\$ -	
Perris Elementary	Riverside	Innovative Horizons Charter	54/67199-00-001	02/27/20	\$ 3,492,479	\$ -	
Perris Elementary	Riverside	Innovative Horizons Charter	54/67199-00-002	02/27/20	\$ 1,369,934	\$ -	

Summary of New Construction Funding	Total (in Dollars)
Estimated State Grant (Column F)	\$ 1,125,260,232
Financial Hardship (Column G)	\$ 165,310,522
Total of Estimated State Grant and Financial Hardship	\$ 1,290,570,753

New Construction Funding	Estimated State Grant	Financial Hardship
Funding Sub-totals	\$ 1,107,301,885	\$ 165,310,522
Facility Hardship - Non-Seismic		
Funding Total		\$ 1,272,612,407
Facility Hardship - Seismic	\$ 13,095,934	
Charter Schools	\$ 4,862,413	

(a) Represents estimated state share of project including excessive cost grants. Amounts shown have not been reviewed by OPSC for compliance with all School Facility Program requirements.

(b) Represents estimated financial hardship. Amounts shown have not been reviewed by OPSC for compliance with all School Facility Program requirements.

*Facility Hardship project requesting Seismic Mitigation Program funding.

** School districts have been notified that the Office of Public School Construction will begin processing the district's application in the near future.

*** These applications exceed the available bond authority. The applications were submitted prior to OPSC's notification to school districts to submit a school board resolution with the application.

SFP APPLICATIONS
Modernization School Facilities Program
- Workload as of February 29, 2020 -

District	County	Site Name	Application Number	OPSC Date Received	Estimated State Grant (a)	Financial Hardship (b)	Notification Occurred**
Newcastle Elementary	Placer	Newcastle Elementary	57/66852-00-002	02/07/17	\$ 80,508	\$ 53,672	6/11/2019
Banta Elementary	San Joaquin	Banta Elementary	57/68486-00-002	02/23/17	\$ 80,632	\$ 53,755	7/1/2019
Menlo Park City Elementary	San Mateo	Laurel Elementary	57/68965-00-006	04/24/17	\$ 1,812,907	\$ -	7/1/2019
Kern High	Kern	Foothill High	57/63529-00-011	05/17/17	\$ 1,668,200	\$ -	8/6/2019
Pomona Unified	Los Angeles	Fremont Academy	57/64907-00-031	05/23/17	\$ 190,358	\$ -	8/6/2019
Los Angeles Unified	Los Angeles	Loreto Street Elementary	57/64733-00-604	06/12/17	\$ 969,228	\$ -	8/6/2019
Los Angeles Unified	Los Angeles	West Vernon Avenue Elementary	57/64733-00-605	06/12/17	\$ 3,129,659	\$ -	8/6/2019
Los Angeles Unified	Los Angeles	Alphonso B Perez Special Education Center	57/64733-00-606	06/12/17	\$ 2,182,080	\$ -	8/6/2019
Los Angeles Unified	Los Angeles	Loren Miller Elementary	57/64733-00-607	06/12/17	\$ 2,062,559	\$ -	8/6/2019
Los Angeles Unified	Los Angeles	Marvin Elementary	57/64733-00-608	06/12/17	\$ 1,761,910	\$ -	8/6/2019
Los Angeles Unified	Los Angeles	Fairfax Senior High	57/64733-00-609	06/12/17	\$ 2,391,709	\$ -	8/6/2019
Los Angeles Unified	Los Angeles	Burton Street Elementary	57/64733-00-612	06/20/17	\$ 2,776,042	\$ -	8/6/2019
Los Angeles Unified	Los Angeles	State Street Elementary	57/64733-00-613	06/20/17	\$ 2,176,320	\$ -	8/6/2019
Los Angeles Unified	Los Angeles	Sherman Oaks Center for Enriched Studies	57/64733-00-614	06/20/17	\$ 2,125,578	\$ -	8/6/2019
Los Angeles Unified	Los Angeles	Parthenia Street Elementary	57/64733-00-615	06/20/17	\$ 2,387,217	\$ -	8/6/2019
Los Angeles Unified	Los Angeles	James Monroe High	57/64733-00-616	06/20/17	\$ 1,784,276	\$ -	8/6/2019
Los Angeles Unified	Los Angeles	Robert Louis Stevenson Middle	57/64733-05-017	06/20/17	\$ 1,225,590	\$ -	8/6/2019
Twin Rivers Unified	Sacramento	Foothill High	57/76505-00-045	06/21/17	\$ 215,624	\$ -	9/4/2019
Twin Rivers Unified	Sacramento	Woodlake Elementary	57/76505-00-047	06/21/17	\$ 936,133	\$ -	9/4/2019
Twin Rivers Unified	Sacramento	Orchard Elementary	57/76505-00-048	06/21/17	\$ 677,836	\$ -	9/4/2019
Twin Rivers Unified	Sacramento	D. W. Babcock Elementary	57/76505-00-068	06/21/17	\$ 12,100	\$ -	9/4/2019
Twin Rivers Unified	Sacramento	Hagginwood Elementary	57/76505-00-069	06/21/17	\$ 477,469	\$ -	9/4/2019
Fullerton Joint Union High	Orange	Troy High	57/66514-00-017	06/22/17	\$ 3,425,704	\$ -	9/4/2019
Jurupa Unified	Riverside	Rubidoux High	57/67090-00-012	06/22/17	\$ 4,876,717	\$ -	9/4/2019
San Ramon Valley Unified	Contra Costa	Charlotte Wood Middle	57/61804-00-031	06/29/17	\$ 1,162,640	\$ -	9/4/2019
Los Angeles Unified	Los Angeles	Elizabeth Learning Center	57/64733-00-617	07/06/17	\$ 1,635,587	\$ -	9/4/2019
Los Angeles Unified	Los Angeles	Sylmar Senior High	57/64733-00-618	07/06/17	\$ 3,027,167	\$ -	9/4/2019
Los Angeles Unified	Los Angeles	Griffith Middle	57/64733-00-619	07/06/17	\$ 3,023,576	\$ -	9/4/2019
Chaffey Joint Union High	San Bernardino	Rancho Cucamonga High	57/67652-00-004	07/12/17	\$ 9,398,565	\$ -	9/4/2019
Gustine Unified	Stanislaus	Gustine High	57/73619-00-005	07/13/17	\$ 1,279,608	\$ -	9/4/2019
Brawley Elementary	Imperial	Barbara Worth Junior High	57/63073-00-003	07/14/17	\$ 1,076,419	\$ -	9/4/2019
Chaffey Joint Union High	San Bernardino	Etiwanda High	57/67652-00-005	07/14/17	\$ 19,425,446	\$ -	9/4/2019
La Habra City Elementary	Orange	Walnut Elementary	57/66563-00-009	07/17/17	\$ 2,669,971	\$ -	9/4/2019
Lincoln Unified	San Joaquin	Claudia Landeen Elementary	57/68569-00-016	07/17/17	\$ 1,012,180	\$ -	9/4/2019
Lincoln Unified	San Joaquin	Lincoln Elementary	57/68569-00-017	07/17/17	\$ 798,973	\$ -	9/4/2019
Los Angeles Unified	Los Angeles	Hoover Street Elementary	57/64733-00-620	07/18/17	\$ 2,493,434	\$ -	9/4/2019
Los Angeles Unified	Los Angeles	Griffin Avenue Elementary	57/64733-00-621	07/18/17	\$ 1,748,486	\$ -	9/4/2019
Los Angeles Unified	Los Angeles	El Sereno Middle	57/64733-34-016	07/18/17	\$ 467,371	\$ -	9/4/2019
Los Angeles Unified	Los Angeles	Reseda High	57/64733-39-008	07/18/17	\$ 1,622,731	\$ -	9/4/2019
Central Union High	Imperial	Southwest High	57/63115-00-003	07/25/17	\$ 2,983,443	\$ -	9/4/2019
Los Angeles Unified	Los Angeles	Kennedy (John F.) High	57/64733-00-622	07/25/17	\$ 1,378,141	\$ -	9/4/2019
Los Angeles Unified	Los Angeles	Hale Charter School Academy	57/64733-00-623	07/25/17	\$ 4,231,576	\$ -	9/4/2019
Los Angeles Unified	Los Angeles	Dana (Richard Henry) Middle	57/64733-20-019	07/25/17	\$ 1,049,442	\$ -	9/4/2019
Larkspur Elementary	Marin	Hall Middle	57/65367-00-006	07/26/17	\$ 855,664	\$ -	9/4/2019
Santa Paula Unified	Ventura	McKevett Elementary	57/76828-00-002	07/26/17	\$ 1,300,289	\$ -	9/4/2019
Torrance Unified	Los Angeles	Bert M. Lynn Middle	57/65060-00-038	07/28/17	\$ 741,833	\$ -	9/4/2019
Torrance Unified	Los Angeles	Edison Elementary	57/65060-00-039	07/28/17	\$ 326,165	\$ -	9/4/2019
Torrance Unified	Los Angeles	Evelyn Carr Elementary	57/65060-00-040	07/28/17	\$ 73,359	\$ -	9/4/2019
Torrance Unified	Los Angeles	Casimir Middle	57/65060-00-041	07/28/17	\$ 274,729	\$ -	9/4/2019
Torrance Unified	Los Angeles	Jefferson Middle	57/65060-00-042	07/28/17	\$ 811,892	\$ -	9/4/2019
Temecula Valley Unified	Riverside	Temecula Elementary	57/75192-00-008	07/28/17	\$ 712,375	\$ -	9/4/2019
Twin Rivers Unified	Sacramento	Norlto Elementary	57/76505-00-050	07/28/17	\$ 912,660	\$ -	9/4/2019
Torrance Unified	Los Angeles	Riviera Elementary	57/65060-00-043	07/31/17	\$ 522,319	\$ -	9/4/2019
Los Angeles Unified	Los Angeles	White Point Elementary	57/64733-00-624	08/01/17	\$ 1,863,739	\$ -	9/4/2019
Placer Union High	Placer	Placer High	57/66894-00-012	08/01/17	\$ 464,452	\$ -	9/4/2019
Torrance Unified	Los Angeles	Towers Elementary	57/65060-00-044	08/02/17	\$ 654,453	\$ -	9/4/2019
Sequoia Union High	San Mateo	Redwood High	57/69062-00-037	08/03/17	\$ 560,989	\$ -	10/2/2019
Los Angeles Unified	Los Angeles	Chatsworth Senior High	57/64733-00-625	08/08/17	\$ 1,777,658	\$ -	10/2/2019
Los Angeles Unified	Los Angeles	Leland Street Elementary	57/64733-00-626	08/08/17	\$ 811,630	\$ -	10/2/2019
Los Angeles Unified	Los Angeles	Van Nuys Elementary	57/64733-00-627	08/08/17	\$ 2,651,877	\$ -	10/2/2019
Los Angeles Unified	Los Angeles	Stagg Street Elementary	57/64733-00-628	08/08/17	\$ 1,593,293	\$ -	10/2/2019
Azusa Unified	Los Angeles	Henry Dalton Elementary	57/64279-00-021	08/11/17	\$ 2,870,170	\$ -	10/2/2019

SFP APPLICATIONS
Modernization School Facilities Program
- Workload as of February 29, 2020 -

District	County	Site Name	Application Number	OPSC Date Received	Estimated State Grant (a)	Financial Hardship (b)	Notification Occurred**
Porterville Unified	Tulare	Porterville High	57/75523-00-015	08/11/17	\$ 6,176,901	\$ -	10/2/2019
Porterville Unified	Tulare	Monache High	57/75523-00-016	08/11/17	\$ 3,199,635	\$ -	10/2/2019
Larkspur Elementary	Marin	Neil Cummins Elementary	57/65367-00-007	08/14/17	\$ 754,398	\$ -	10/2/2019
Rincon Valley Union Elementary	Sonoma	Village Elementary Charter	57/70896-00-011	08/14/17	\$ 1,634,597	\$ -	10/2/2019
Los Angeles Unified	Los Angeles	Coldwater Canyon Elementary	57/64733-00-629	08/16/17	\$ 2,719,964	\$ -	10/2/2019
Los Angeles Unified	Los Angeles	San Fernando Senior High	57/64733-73-005	08/16/17	\$ 4,443,145	\$ -	10/2/2019
Escondido Union	San Diego	Quantum Academy	57/68098-00-013	08/16/17	\$ 985,189	\$ -	10/2/2019
Merced River Union Elementary	Merced	Washington Elementary	57/73726-00-001	08/17/17	\$ 112,778	\$ 75,186	10/2/2019
McSwain Union Elementary	Merced	McSwain Elementary	57/65763-00-003	08/18/17	\$ 161,469	\$ 107,646	10/2/2019
Caruthers Unified	Fresno	Caruthers High	57/75598-00-003	08/21/17	\$ 2,758,739	\$ -	10/2/2019
Burbank Unified	Los Angeles	Thomas Jefferson Elementary	57/64337-00-018	08/22/17	\$ 138,270	\$ -	10/2/2019
Irvine Unified	Orange	Santiago Hills Elementary	57/73650-00-021	08/23/17	\$ 335,448	\$ -	10/2/2019
Irvine Unified	Orange	College Park Elementary	57/73650-00-022	08/23/17	\$ 470,630	\$ -	10/2/2019
Irvine Unified	Orange	Culverdale Elementary	57/73650-00-023	08/23/17	\$ 597,498	\$ -	10/2/2019
Washington Unified	Fresno	West Fresno Elementary	57/76778-00-004	08/29/17	\$ 688,283	\$ -	11/1/2019
Los Angeles Unified	Los Angeles	Markham (Edwin) Middle	57/64733-00-630	08/30/17	\$ 1,804,655	\$ -	11/1/2019
Los Angeles Unified	Los Angeles	Bell Senior High	57/64733-00-631	08/30/17	\$ 2,084,470	\$ -	11/1/2019
Sacramento City Unified	Sacramento	Kit Carson Middle	57/67439-00-075	08/30/17	\$ 38,707	\$ -	11/1/2019
Rincon Valley Union Elementary	Sonoma	Matanzas Elementary	57/70896-00-012	08/31/17	\$ 666,550	\$ -	11/1/2019
Central Union Elementary	Kings	Akers Elementary	57/63883-00-001	09/01/17	\$ 434,796	\$ 289,864	11/1/2019
Torrance Unified	Los Angeles	West High	57/65060-00-045	09/01/17	\$ 3,338,116	\$ -	11/1/2019
Palo Verde Union Elementary	Tulare	Palo Verde Elementary	57/72033-00-002	09/01/17	\$ 30,247	\$ 20,164	11/1/2019
North Monterey County Unified	Monterey	North Monterey County High	57/73825-00-010	09/07/17	\$ 3,519,183	\$ -	11/1/2019
Sweetwater Union High	San Diego	Sweetwater High	57/68411-00-043	09/08/17	\$ 3,597,141	\$ -	11/1/2019
Sweetwater Union High	San Diego	Hilltop Middle	57/68411-00-044	09/08/17	\$ 1,611,256	\$ -	11/1/2019
Sweetwater Union High	San Diego	Chula Vista Senior High	57/68411-00-045	09/08/17	\$ 3,194,421	\$ -	11/1/2019
Sweetwater Union High	San Diego	Mar Vista Middle	57/68411-00-046	09/08/17	\$ 1,406,447	\$ -	11/1/2019
Sweetwater Union High	San Diego	Mar Vista Senior High	57/68411-00-047	09/08/17	\$ 2,037,649	\$ -	11/1/2019
Sweetwater Union High	San Diego	Castle Park Senior High	57/68411-00-048	09/08/17	\$ 2,157,524	\$ -	11/1/2019
Twin Rivers Unified	Sacramento	Woodridge Elementary	57/76505-00-052	09/08/17	\$ 573,298	\$ -	11/1/2019
Twin Rivers Unified	Sacramento	Grant Union High	57/76505-00-054	09/08/17	\$ 1,915,763	\$ -	11/1/2019
Los Angeles Unified	Los Angeles	Robert Frost Middle	57/64733-00-632	09/13/17	\$ 5,038,547	\$ -	11/1/2019
Los Angeles Unified	Los Angeles	Hart Street Elementary	57/64733-00-633	09/13/17	\$ 676,654	\$ -	11/1/2019
Los Angeles Unified	Los Angeles	Alta Loma Elementary	57/64733-10-003	09/13/17	\$ 820,154	\$ -	11/1/2019
Escondido Union	San Diego	Mission Middle	57/68098-00-014	09/14/17	\$ 3,201,633	\$ -	11/1/2019
Weaver Union	Merced	Weaver Middle	57/65862-00-002	09/15/17	\$ 2,210,240	\$ -	11/1/2019
Los Angeles Unified	Los Angeles	Capistrano Avenue Elementary	57/64733-00-634	09/20/17	\$ 1,204,765	\$ -	11/1/2019
Newport-Mesa Unified	Orange	Roy O. Andersen Elementary	57/66597-00-042	09/20/17	\$ 255,268	\$ -	11/1/2019
Burbank Unified	Los Angeles	Bret Harte Elementary	57/64337-00-019	09/21/17	\$ 138,270	\$ -	11/1/2019
Victor Elementary	San Bernardino	Village Elementary	57/67918-00-006	09/25/17	\$ 871,723	\$ -	11/1/2019
Victor Elementary	San Bernardino	Mojave Vista Elementary	57/67918-00-007	09/25/17	\$ 904,696	\$ -	11/1/2019
Yreka Union High	Siskiyou	Yreka High	57/70516-00-003	09/25/17	\$ 750,864	\$ 500,576	11/1/2019
Maple Elementary	Kern	Maple Elementary	57/63610-00-003	09/29/17	\$ 1,658,089	\$ 1,105,393	11/1/2019
Norwalk-La Mirada Unified	Los Angeles	John H. Glenn High	57/64840-00-027	10/04/17	\$ 1,520,177	\$ -	1/6/2020
Norwalk-La Mirada Unified	Los Angeles	Corvallis Middle	57/64840-00-028	10/06/17	\$ 1,587,197	\$ -	1/6/2020
Norwalk-La Mirada Unified	Los Angeles	Reginald M. Benton Middle	57/64840-00-029	10/06/17	\$ 784,751	\$ -	1/6/2020
Los Angeles Unified	Los Angeles	Emelita Street Elementary	57/64733-00-635	10/11/17	\$ 1,075,775	\$ -	1/6/2020
Escondido Union	San Diego	Orange Glen Elementary	57/68098-00-015	10/12/17	\$ 2,211,945	\$ -	1/6/2020
Firebaugh-Las Deltas Joint Unified	Fresno	Arthur E. Mills Intermediate	57/73809-00-005	10/12/17	\$ 937,217	\$ -	1/6/2020
Cutler-Orosi Joint Unified	Tulare	Orosi High	57/71860-00-009	10/16/17	\$ 505,872	\$ 337,248	1/6/2020
Burbank Unified	Los Angeles	R. L. Stevenson Elementary	57/64337-00-020	10/17/17	\$ 605,944	\$ -	1/6/2020
Los Angeles Unified	Los Angeles	Palms Middle	57/64733-00-636	10/17/17	\$ 3,047,951	\$ -	1/6/2020
Southern Humboldt Joint Unified	Humboldt	Redway Elementary	57/63040-00-002	10/18/17	\$ 1,701,739	\$ -	1/6/2020
Newhall Elementary	Los Angeles	Peachland Avenue Elementary	57/64832-00-005	10/19/17	\$ 1,460,819	\$ -	1/6/2020
Columbia Elementary	Shasta	Columbia Elementary	57/69948-00-002	10/20/17	\$ 2,262,817	\$ -	1/6/2020
Los Angeles Unified	Los Angeles	Broadous Elementary	57/64733-00-637	10/25/17	\$ 713,401	\$ -	1/6/2020
Anaheim Union High	Orange	Anaheim High	57/66431-00-016	10/25/17	\$ 6,422,590	\$ -	1/6/2020
Anaheim Union High	Orange	Cypress High	57/66431-00-017	10/25/17	\$ 3,942,420	\$ -	1/6/2020
Downey Unified	Los Angeles	Rio Hondo Elementary	57/64451-00-030	10/27/17	\$ 1,879,657	\$ -	1/6/2020
Gridley Unified	Butte	Sycamore Middle	57/75507-00-001	10/28/17	\$ 669,187	\$ -	6/11/2019
San Marcos Unified	San Diego	Alvin M. Dunn Elementary	57/73791-00-006	10/31/17	\$ 749,808	\$ -	1/6/2020
Los Angeles Unified	Los Angeles	Olive Vista Middle	57/64733-00-638	11/01/17	\$ 6,669,152	\$ -	2/26/2020

SFP APPLICATIONS
Modernization School Facilities Program
- Workload as of February 29, 2020 -

District	County	Site Name	Application Number	OPSC Date Received	Estimated State Grant (a)	Financial Hardship (b)	Notification Occurred**
San Benito High	San Benito	San Benito High	57/67538-00-005	11/01/17	\$ 8,893,601	\$ -	2/26/2020
San Benito High	San Benito	San Benito High	57/67538-00-006	11/03/17	\$ 11,291,330	\$ -	2/26/2020
San Marcos Unified	San Diego	Alvin M. Dunn Elementary	57/73791-00-007	11/03/17	\$ 2,716,054	\$ -	2/26/2020
Jurupa Unified	Riverside	Mission Bell Elementary	57/67090-00-013	11/09/17	\$ 1,435,563	\$ -	2/26/2020
Chaffey Joint Union High	San Bernardino	Chaffey High	57/67652-00-006	11/09/17	\$ 21,161,925	\$ -	2/26/2020
Armona Union Elementary	Kings	Armona Elementary	57/63875-00-002	11/13/17	\$ 366,389	\$ 244,260	2/26/2020
Romoland Elementary	Riverside	Romoland Elementary	57/67231-00-002	11/14/17	\$ 2,021,328	\$ -	2/26/2020
Visalia Unified	Tulare	Mineral King Elementary	57/72256-00-022	11/16/17	\$ 4,085,803	\$ -	2/26/2020
Muroc Joint Unified	Kern	Bailey Avenue Elementary	57/63685-00-009	11/22/17	\$ 348,035	\$ 232,023	2/26/2020
Elk Grove Unified	Sacramento	Franklin High	57/67314-00-020	11/28/17	\$ 1,131,367	\$ -	2/26/2020
San Jacinto Unified	Riverside	San Jacinto High	57/67249-00-008	11/29/17	\$ 2,089,406	\$ -	2/26/2020
Corona-Norco Unified	Riverside	Centennial High	57/67033-00-017	11/30/17	\$ 1,344,548	\$ -	2/26/2020
Fullerton Joint Union High	Orange	Fullerton Union High	57/66514-00-018	12/01/17	\$ 981,045	\$ -	2/26/2020
Millville Elementary	Shasta	Millville Elementary	57/70052-00-003	12/04/17	\$ 678,155	\$ 452,103	2/26/2020
Los Angeles Unified	Los Angeles	La Salle Avenue Elementary	57/64733-00-639	12/05/17	\$ 3,367,284	\$ -	2/26/2020
Elk Grove Unified	Sacramento	Laguna Creek High	57/67314-00-021	12/05/17	\$ 3,491,746	\$ -	2/26/2020
Buena Park Elementary	Orange	Buena Park Junior High	57/66456-00-008	12/07/17	\$ 2,068,018	\$ -	2/26/2020
Buena Park Elementary	Orange	Carl E. Gilbert Elementary	57/66456-00-009	12/07/17	\$ 1,114,370	\$ -	2/26/2020
Buena Park Elementary	Orange	James A. Whitaker Elementary	57/66456-00-010	12/07/17	\$ 1,570,372	\$ -	2/26/2020
Buena Park Elementary	Orange	Charles G. Emery Elementary	57/66456-00-011	12/07/17	\$ 997,188	\$ -	2/26/2020
Buena Park Elementary	Orange	Mabel L. Pendleton Elementary	57/66456-00-012	12/07/17	\$ 1,104,993	\$ -	2/26/2020
Centralia Elementary	Orange	Centralia Elementary	57/66472-00-010	12/07/17	\$ 1,644,013	\$ -	2/26/2020
San Bernardino City Unified	San Bernardino	Muscoy Elementary	57/67876-00-106	12/07/17	\$ 509,155	\$ -	2/26/2020
San Ysidro Elementary	San Diego	Smythe Elementary	57/68379-00-002	12/07/17	\$ 3,108,949	\$ -	2/26/2020
San Ysidro Elementary	San Diego	La Mirada Elementary	57/68379-00-003	12/07/17	\$ 2,652,962	\$ -	2/26/2020
Santa Ynez Valley Union High	Santa Barbara	Santa Ynez Valley Union High	57/69328-00-001	12/07/17	\$ 9,557,589	\$ -	2/26/2020
Buena Park Elementary	Orange	Arthur F. Corey Elementary	57/66456-00-013	12/15/17	\$ 1,132,892	\$ -	2/26/2020
Buena Park Elementary	Orange	Gordon H. Beatty Elementary	57/66456-00-014	12/15/17	\$ 1,300,307	\$ -	2/26/2020
Trinity Alps Unified	Trinity	Trinity High	57/76513-00-001	12/15/17	\$ 3,719,508	\$ -	2/26/2020
Downey Unified	Los Angeles	Gauldin Elementary	57/64451-00-031	12/18/17	\$ 1,809,488	\$ -	2/26/2020
San Marino Unified	Los Angeles	Huntington Middle	57/64964-00-008	12/20/17	\$ 2,431,828	\$ -	
Del Mar Union Elementary	San Diego	Carmel Del Mar Elementary	57/68056-00-004	12/22/17	\$ 2,376,647	\$ -	
Lowell Joint	Los Angeles	Olita Elementary	57/64766-00-001	12/26/17	\$ 3,060,024	\$ -	
Irvine Unified	Orange	Stone Creek Elementary	57/73650-00-024	12/26/17	\$ 1,411,210	\$ -	
Hayward Unified	Alameda	Hayward High	57/61192-00-003	12/28/17	\$ 9,871,566	\$ -	
Hayward Unified	Alameda	Tennyson High	57/61192-00-004	12/28/17	\$ 2,954,628	\$ -	
Hayward Unified	Alameda	Mt Eden High	57/61192-00-005	12/28/17	\$ 10,564,457	\$ -	
Clovis Unified	Fresno	Buchanan High	57/62117-00-056	01/02/18	\$ 10,402,026	\$ -	
Cypress Elementary	Orange	Margaret Landell Elementary	57/66480-00-006	01/02/18	\$ 988,220	\$ -	
Elk Grove Unified	Sacramento	Valley High	57/67314-00-022	01/04/18	\$ 1,570,493	\$ -	
Jurupa Unified	Riverside	Rubidoux High	57/67090-00-014	01/08/18	\$ 5,548,047	\$ -	
Buellton Union Elementary	Santa Barbara	Jonata Middle	57/69138-00-002	01/08/18	\$ 1,405,957	\$ -	
Butteville Union Elementary	Siskiyou	Butteville Elementary	57/70201-00-002	01/08/18	\$ 93,592	\$ 62,394	
Paradise Unified	Butte	Paradise Senior High	57/61531-00-003	01/12/18	\$ 4,482,717	\$ -	
William S. Hart Union High	Los Angeles	Placerita Junior High	57/65136-00-010	01/16/18	\$ 1,492,386	\$ -	
Alhambra Unified	Los Angeles	Repetto Elementary	57/75713-00-028	01/16/18	\$ 2,931,994	\$ -	
Alhambra Unified	Los Angeles	Monterey Highlands Elementary	57/75713-00-029	01/16/18	\$ 1,706,453	\$ -	
San Ramon Valley Unified	Contra Costa	Stone Valley Middle	57/61804-00-032	01/17/18	\$ 4,133,251	\$ -	
Monson-Sultana Joint Union Elementary	Tulare	Monson-Sultana Elementary	57/72009-00-002	01/22/18	\$ 118,375	\$ 78,917	
Elk Grove Unified	Sacramento	Sierra-Enterprise Elementary	57/67314-00-023	01/24/18	\$ 1,549,084	\$ -	
Merced City Elementary	Merced	Luther Burbank Elementary	57/65771-00-015	01/25/18	\$ 1,852,259	\$ -	
Elk Grove Unified	Sacramento	Florin High	57/67314-00-024	01/25/18	\$ 5,258,009	\$ -	
Irvine Unified	Orange	Irvine High	57/73650-00-025	01/25/18	\$ 3,874,257	\$ -	
Irvine Unified	Orange	University High	57/73650-00-026	01/25/18	\$ 654,092	\$ -	
Los Angeles Unified	Los Angeles	George Washington Carver Middle	57/64733-00-640	02/07/18	\$ 4,864,058	\$ -	
Los Angeles Unified	Los Angeles	Harrison Street Elementary	57/64733-00-641	02/12/18	\$ 1,904,407	\$ -	
Los Angeles Unified	Los Angeles	First Street Elementary	57/64733-00-642	02/12/18	\$ 2,634,671	\$ -	
Los Angeles Unified	Los Angeles	Main Street Elementary	57/64733-00-643	02/12/18	\$ 8,234,489	\$ -	
San Diego Unified	San Diego	University City High	57/68338-00-230	02/13/18	\$ 12,621,539	\$ -	
Temecula Valley Unified	Riverside	Temecula Middle	57/75192-00-009	02/13/18	\$ 5,317,887	\$ -	
Atwater Elementary	Merced	Mitchell Intermediate	57/65631-00-007	02/15/18	\$ 5,526,380	\$ -	
Atwater Elementary	Merced	Bellevue Elementary	57/65631-00-008	02/15/18	\$ 467,043	\$ -	

SFP APPLICATIONS
Modernization School Facilities Program
- Workload as of February 29, 2020 -

District	County	Site Name	Application Number	OPSC Date Received	Estimated State Grant (a)	Financial Hardship (b)	Notification Occurred**
Grossmont Union High	San Diego	Granite Hills High	57/68130-00-027	02/15/18	\$ 619,301	\$ -	
Twin Rivers Unified	Sacramento	Warren A Allison Elementary	57/76505-00-055	02/16/18	\$ 644,619	\$ -	
Twin Rivers Unified	Sacramento	Westside Elementary	57/76505-00-056	02/16/18	\$ 1,170,571	\$ -	
Los Angeles Unified	Los Angeles	Nobel Junior Magnet Center	57/64733-00-644	02/20/18	\$ 2,641,139	\$ -	
Los Angeles Unified	Los Angeles	Wilmington Middle	57/64733-00-645	02/20/18	\$ 1,404,708	\$ -	
Los Angeles Unified	Los Angeles	Haddon Avenue Elementary	57/64733-00-646	02/20/18	\$ 536,406	\$ -	
Los Angeles Unified	Los Angeles	Albion Street Elementary	57/64733-00-647	02/20/18	\$ 2,199,699	\$ -	
Los Angeles Unified	Los Angeles	Edwin Markham Middle	57/64733-00-648	02/20/18	\$ 2,487,925	\$ -	
Los Angeles Unified	Los Angeles	Florence Nightingale Middle	57/64733-08-007	02/20/18	\$ 2,028,913	\$ -	
Los Angeles Unified	Los Angeles	Glenn Hammond Curtiss Middle	57/64733-32-023	02/20/18	\$ 930,225	\$ -	
Los Angeles Unified	Los Angeles	Jordan High School Magnet	57/64733-68-008	02/20/18	\$ 2,284,577	\$ -	
Twin Rivers Unified	Sacramento	Rio Linda High	57/76505-00-057	02/20/18	\$ 1,687,709	\$ -	
Kentfield Elementary	Marin	Adaline E Kent Middle	57/65334-00-003	02/26/18	\$ 1,206,043	\$ -	
Los Angeles Unified	Los Angeles	Robert F Kennedy Elementary	57/64733-00-649	02/27/18	\$ 526,280	\$ -	
Los Angeles Unified	Los Angeles	Sixty-Eighth Street Elementary	57/64733-00-650	02/27/18	\$ 1,012,789	\$ -	
Los Angeles Unified	Los Angeles	Ulysses S Grant Senior High	57/64733-00-651	02/27/18	\$ 2,313,254	\$ -	
Los Angeles Unified	Los Angeles	Bell Senior High	57/64733-00-652	02/27/18	\$ 2,904,452	\$ -	
San Ramon Valley Unified	Contra Costa	California High	57/61804-00-033	03/01/18	\$ 920,156	\$ -	
Irvine Unified	Orange	Eastshore Elementary	57/73650-00-027	03/02/18	\$ 694,305	\$ -	
Irvine Unified	Orange	Springbrook Elementary	57/73650-00-028	03/02/18	\$ 3,097,577	\$ -	
Irvine Unified	Orange	Westpark Elementary	57/73650-00-029	03/02/18	\$ 3,415,758	\$ -	
Los Angeles Unified	Los Angeles	Rowan Avenue Elementary	57/64733-00-653	03/07/18	\$ 3,054,459	\$ -	
Los Angeles Unified	Los Angeles	Kester Avenue Elementary	57/64733-00-654	03/07/18	\$ 837,340	\$ -	
Los Angeles Unified	Los Angeles	Chandler Elementary School	57/64733-00-655	03/07/18	\$ 552,849	\$ -	
Los Angeles Unified	Los Angeles	Locke High School	57/64733-00-656	03/07/18	\$ 2,788,345	\$ -	
Los Angeles Unified	Los Angeles	Eagle Rock High	57/64733-00-657	03/07/18	\$ 5,881,556	\$ -	
Los Angeles Unified	Los Angeles	Woodrow Wilson Senior High	57/64733-00-658	03/07/18	\$ 3,778,899	\$ -	
Los Angeles Unified	Los Angeles	John F Kennedy High	57/64733-00-659	03/07/18	\$ 1,186,141	\$ -	
Los Angeles Unified	Los Angeles	John Marshall Senior High	57/64733-12-010	03/07/18	\$ 2,007,360	\$ -	
Los Angeles Unified	Los Angeles	Western Avenue Elementary	57/64733-25-011	03/07/18	\$ 3,032,859	\$ -	
Los Angeles Unified	Los Angeles	Gault Street Elementary	57/64733-37-007	03/07/18	\$ 370,632	\$ -	
Los Angeles Unified	Los Angeles	Bonita Street Elementary	57/64733-54-026	03/07/18	\$ 572,611	\$ -	
South San Francisco Unified	San Mateo	Monte Verde Elementary	57/69070-00-016	03/09/18	\$ 983,845	\$ -	
Delano Union Elementary	Kern	Del Vista Elementary	57/63404-00-003	03/13/18	\$ 3,013,353	\$ 2,008,902	
Dinuba Unified	Tulare	Roosevelt Elementary	57/75531-00-011	03/13/18	\$ 1,548,789	\$ 1,032,526	
Los Angeles Unified	Los Angeles	McKinley Avenue Elementary	57/64733-00-660	03/14/18	\$ 348,676	\$ -	
Los Angeles Unified	Los Angeles	Taft (William Howard) High	57/64733-00-661	03/14/18	\$ 721,067	\$ -	
Los Angeles Unified	Los Angeles	Benjamin Franklin Senior High	57/64733-00-662	03/14/18	\$ 797,799	\$ -	
Los Angeles Unified	Los Angeles	Hollywood Senior High	57/64733-00-663	03/14/18	\$ 6,482,058	\$ -	
Los Angeles Unified	Los Angeles	Reseda Elementary	57/64733-00-664	03/14/18	\$ 1,482,368	\$ -	
Los Angeles Unified	Los Angeles	James Monroe High	57/64733-00-665	03/14/18	\$ 2,292,973	\$ -	
Los Angeles Unified	Los Angeles	South Gate Middle	57/64733-16-012	03/14/18	\$ 1,154,193	\$ -	
Los Angeles Unified	Los Angeles	Van Nuys Senior High	57/64733-27-010	03/14/18	\$ 6,339,910	\$ -	
Los Angeles Unified	Los Angeles	Grover Cleveland High	57/64733-41-007	03/14/18	\$ 4,262,185	\$ -	
Los Angeles Unified	Los Angeles	Pacific Boulevard	57/64733-74-002	03/14/18	\$ 747,956	\$ -	
Gerber Union Elementary	Tehama	Gerber Elementary	57/71548-00-002	03/15/18	\$ 116,939	\$ 77,959	
Twin Rivers Unified	Sacramento	Madison Elementary	57/76505-00-058	03/15/18	\$ 1,189,769	\$ -	
Temecula Valley Unified	Riverside	Paloma Elementary	57/75192-00-010	03/20/18	\$ 1,520,714	\$ -	
Temecula Valley Unified	Riverside	Red Hawk Elementary	57/75192-00-011	03/20/18	\$ 2,813,360	\$ -	
Temecula Valley Unified	Riverside	Pauba Valley Elementary	57/75192-00-012	03/20/18	\$ 1,520,714	\$ -	
Long Beach Unified	Los Angeles	Roosevelt Elementary	57/64725-05-001	03/21/18	\$ 6,227,165	\$ -	
Los Angeles Unified	Los Angeles	Belmont Senior High	57/64733-00-666	03/21/18	\$ 2,606,931	\$ -	
Los Angeles Unified	Los Angeles	Balboa Gifted/High Ability Magnet Elementary	57/64733-00-667	03/21/18	\$ 784,830	\$ -	
Los Angeles Unified	Los Angeles	Millikan Middle	57/64733-00-668	03/21/18	\$ 956,714	\$ -	
Los Angeles Unified	Los Angeles	Lull Special Education	57/64733-00-669	03/21/18	\$ 696,153	\$ -	
Los Angeles Unified	Los Angeles	52nd Street Elementary	57/64733-00-670	03/21/18	\$ 2,152,602	\$ -	
Mother Lode Union Elementary	El Dorado	Indian Creek Elementary	57/61929-00-005	03/22/18	\$ 2,336,628	\$ -	
Waugh Elementary	Sonoma	Meadow Elementary	57/70995-00-001	03/22/18	\$ 1,033,178	\$ -	
Benicia Unified	Solano	Joe Henderson Elementary	57/70524-00-010	03/23/18	\$ 724,721	\$ -	
Benicia Unified	Solano	Benicia Middle	57/70524-00-011	03/26/18	\$ 830,584	\$ -	
Benicia Unified	Solano	Matthew Turner Elementary	57/70524-00-012	03/26/18	\$ 787,575	\$ -	
Los Angeles Unified	Los Angeles	El Camino Real High	57/64733-44-006	03/28/18	\$ 1,071,828	\$ -	

SFP APPLICATIONS
Modernization School Facilities Program
- Workload as of February 29, 2020 -

District	County	Site Name	Application Number	OPSC Date Received	Estimated State Grant (a)	Financial Hardship (b)	Notification Occurred**
Livingston Union	Merced	Campus Park Elementary	57/65748-00-003	03/28/18	\$ 1,398,819	\$ -	-
Livingston Union	Merced	Selma Herndon Elementary	57/65748-00-004	03/28/18	\$ 1,233,166	\$ -	-
Livingston Union	Merced	Yamato Colony Elementary	57/65748-00-005	03/28/18	\$ 2,686,921	\$ -	-
Cutler-Orosi Joint Unified	Tulare	Palm Elementary	57/71860-00-010	03/28/18	\$ 1,020,048	\$ -	-
Cutler-Orosi Joint Unified	Tulare	Golden Valley Elementary	57/71860-00-011	03/28/18	\$ 3,172,443	\$ -	-
Cutler-Orosi Joint Unified	Tulare	El Monte Middle	57/71860-00-012	03/28/18	\$ 1,744,081	\$ -	-
Dublin Unified	Alameda	Dublin High	57/75093-00-010	03/28/18	\$ 9,246,629	\$ -	-
Temple City Unified	Los Angeles	Longden Elementary	57/65052-00-012	03/30/18	\$ 4,207,743	\$ -	-
Alvord Unified	Riverside	Valley View Elementary	57/66977-00-019	03/30/18	\$ 1,134,030	\$ -	-
Santa Ynez Valley Union High	Santa Barbara	Santa Ynez Valley Union High	57/69328-00-002	03/30/18	\$ 9,690,985	\$ -	-
Delano Union Elementary	Kern	Albany Park Elementary	57/63404-00-004	04/02/18	\$ 2,143,037	\$ 1,428,691	-
Delano Union Elementary	Kern	Nueva Vista Language Academy	57/63404-00-005	04/02/18	\$ 2,479,934	\$ 1,653,289	-
Standard Elementary	Kern	Standard Middle	57/63792-00-002	04/02/18	\$ 6,160,251	\$ -	-
Buckeye Union Elementary	El Dorado	Blue Oak Elementary	57/61838-00-008	04/03/18	\$ 2,975,476	\$ -	-
Los Angeles Unified	Los Angeles	Venice Senior High	57/64733-00-671	04/04/18	\$ 7,404,266	\$ -	-
Los Angeles Unified	Los Angeles	San Fernando Middle	57/64733-28-016	04/04/18	\$ 2,280,771	\$ -	-
Benicia Unified	Solano	Mary Farmar Elementary	57/70524-00-013	04/05/18	\$ 728,292	\$ -	-
Benicia Unified	Solano	Robert Semple Elementary	57/70524-00-014	04/05/18	\$ 728,292	\$ -	-
Los Angeles Unified	Los Angeles	Los Angeles Center for Enriched Studies	57/64733-00-672	04/11/18	\$ 3,988,704	\$ -	-
San Bernardino City Unified	San Bernardino	San Andreas High	57/67876-00-107	04/11/18	\$ 646,695	\$ -	-
Irvine Unified	Orange	Rancho San Joaquin Middle	57/73650-00-030	04/11/18	\$ 543,617	\$ -	-
Mujroc Joint Unified	Kern	Bailey Avenue Elementary	57/63685-00-009	04/12/18	\$ 3,160,473	\$ 2,106,982	-
Coalinga-Huron Unified	Fresno	Huron Elementary	57/62125-00-008	04/13/18	\$ 3,663,751	\$ -	-
Davis Joint Unified	Yolo	Davis Senior High	57/72678-00-014	04/13/18	\$ 1,399,278	\$ -	-
Benicia Unified	Solano	Benicia High	57/70524-00-015	04/16/18	\$ 3,765,446	\$ -	-
Fullerton Joint Union High	Orange	Sunny Hills High	57/66514-00-019	04/17/18	\$ 98,846	\$ -	-
Fullerton Joint Union High	Orange	Troy High	57/66514-00-020	04/17/18	\$ 1,713,218	\$ -	-
Los Angeles Unified	Los Angeles	Chatsworth High	57/64733-00-673	04/18/18	\$ 4,929,033	\$ -	-
Los Angeles Unified	Los Angeles	Lorena Street Elementary	57/64733-00-674	04/18/18	\$ 1,037,103	\$ -	-
Los Angeles Unified	Los Angeles	Banning (Phineas) Senior High	57/64733-32-024	04/18/18	\$ 1,041,187	\$ -	-
Clay Joint Elementary	Fresno	Clay Elementary	57/62109-00-003	04/19/18	\$ 772,104	\$ -	-
Elk Grove Unified	Sacramento	Elk Grove Elementary	57/67314-00-025	04/23/18	\$ 1,016,091	\$ -	-
Tahoe-Truckee Unified	Placer	Glenshire Elementary	57/66944-00-014	04/24/18	\$ 837,536	\$ -	-
Sacramento City Unified	Sacramento	C K McClatchy High	57/67439-00-076	04/24/18	\$ 2,545,153	\$ -	-
South San Francisco Unified	San Mateo	South San Francisco High	57/69070-00-017	04/24/18	\$ 746,113	\$ -	-
Cupertino Union	Santa Clara	Cupertino Middle	57/69419-00-026	04/24/18	\$ 3,096,480	\$ -	-
Cupertino Union	Santa Clara	Manuel De Vargas Elementary	57/69419-00-027	04/24/18	\$ 632,641	\$ -	-
Cupertino Union	Santa Clara	Montclair Elementary	57/69419-00-028	04/24/18	\$ 647,975	\$ -	-
Golden Plains Unified	Fresno	Tranquillity High	57/75234-00-005	04/24/18	\$ 1,386,105	\$ -	-
Los Angeles Unified	Los Angeles	Verdugo Hills Senior High	57/64733-00-675	04/25/18	\$ 2,416,917	\$ -	-
Los Angeles Unified	Los Angeles	Gridley Street Elementary	57/64733-00-676	04/25/18	\$ 1,095,306	\$ -	-
Los Angeles Unified	Los Angeles	Sylmar Senior High	57/64733-00-677	04/25/18	\$ 866,850	\$ -	-
Los Angeles Unified	Los Angeles	Taft (William Howard) Senior High	57/64733-00-678	04/25/18	\$ 1,124,582	\$ -	-
Los Angeles Unified	Los Angeles	Reseda Elementary	57/64733-00-679	04/25/18	\$ 685,352	\$ -	-
Los Angeles Unified	Los Angeles	Coldwater Canyon Elementary	57/64733-00-680	04/25/18	\$ 3,245,312	\$ -	-
Los Angeles Unified	Los Angeles	Thomas Jefferson Senior High	57/64733-13-010	04/25/18	\$ 1,883,555	\$ -	-
Los Angeles Unified	Los Angeles	Carson Senior High	57/64733-54-027	04/25/18	\$ 6,125,746	\$ -	-
Lakeport Unified	Lake	Clear Lake High	57/64030-00-008	04/26/18	\$ 784,683	\$ -	-
Black Butte Union Elementary	Shasta	Black Butte Elementary	57/69880-00-003	05/01/18	\$ 796,401	\$ -	-
Los Angeles Unified	Los Angeles	Annalee Avenue Elementary	57/64733-00-681	05/02/18	\$ 668,195	\$ -	-
Los Angeles Unified	Los Angeles	Alexander Hamilton Senior High	57/64733-00-682	05/02/18	\$ 1,207,579	\$ -	-
Los Angeles Unified	Los Angeles	Walter Reed Middle	57/64733-00-683	05/02/18	\$ 1,630,748	\$ -	-
Los Angeles Unified	Los Angeles	Downtown Business High	57/64733-00-684	05/02/18	\$ 5,096,247	\$ -	-
Los Angeles Unified	Los Angeles	Joseph Le Conte Middle	57/64733-00-685	05/02/18	\$ 609,079	\$ -	-
Las Virgenes Unified	Los Angeles	Lupin Hill Elementary	57/64683-00-010	05/03/18	\$ 907,224	\$ -	-
Centinela Valley Union High	Los Angeles	Lawndale High	57/64352-00-007	05/04/18	\$ 1,666,540	\$ -	-
Golden Plains Unified	Fresno	Helm Elementary	57/75234-00-006	05/04/18	\$ 273,216	\$ -	-
South San Francisco Unified	San Mateo	Spruce Elementary	57/69070-00-018	05/07/18	\$ 963,293	\$ -	-
South San Francisco Unified	San Mateo	Ponderosa Elementary	57/69070-00-019	05/07/18	\$ 667,709	\$ -	-
Cupertino Union	Santa Clara	Nelson S Dilworth Elementary	57/69419-00-029	05/07/18	\$ 510,003	\$ -	-
Soquel Union Elementary	Santa Cruz	Soquel Elementary	57/69849-00-006	05/07/18	\$ 227,584	\$ -	-
Soquel Union Elementary	Santa Cruz	Santa Cruz Gardens Elementary	57/69849-00-007	05/07/18	\$ 45,993	\$ -	-

SFP APPLICATIONS
Modernization School Facilities Program
- Workload as of February 29, 2020 -

District	County	Site Name	Application Number	OPSC Date Received	Estimated State Grant (a)	Financial Hardship (b)	Notification Occurred**
Soquel Union Elementary	Santa Cruz	Main Street Elementary	57/69849-00-008	05/07/18	\$ 484,424	\$ -	-
Kelseyville Unified	Lake	Kelseyville High	57/64014-00-002	05/08/18	\$ 3,235,923	\$ -	-
Visalia Unified	Tulare	Goshen Elementary	57/72256-00-023	05/08/18	\$ 1,637,692	\$ -	-
Visalia Unified	Tulare	Mt Whitney High	57/72256-00-024	05/08/18	\$ 1,606,243	\$ -	-
Visalia Unified	Tulare	Redwood High	57/72256-00-025	05/08/18	\$ 673,562	\$ -	-
Visalia Unified	Tulare	Royal Oaks Elementary	57/72256-00-026	05/08/18	\$ 859,384	\$ -	-
Norwalk-La Mirada Unified	Los Angeles	Julia B Morrison Elementary	57/64840-00-030	05/10/18	\$ 178,787	\$ -	-
Oxnard	Ventura	Harrington Elementary	57/72538-00-027	05/10/18	\$ 584,890	\$ -	-
Irvine Unified	Orange	Brywood Elementary	57/73650-00-031	05/10/18	\$ 2,870,668	\$ -	-
Hollister	San Benito	Rancho San Justo	57/67470-00-003	05/11/18	\$ 1,567,920	\$ -	-
Willows Unified	Glenn	Willows High	57/62661-00-005	05/15/18	\$ 2,842,688	\$ -	-
Los Angeles Unified	Los Angeles	Logan Street Elementary	57/64733-00-686	05/15/18	\$ 656,134	\$ -	-
Los Angeles Unified	Los Angeles	Humphreys Avenue Elementary	57/64733-00-687	05/15/18	\$ 6,897,346	\$ -	-
Los Angeles Unified	Los Angeles	Audubon Middle	57/64733-00-688	05/15/18	\$ 3,835,933	\$ -	-
Los Angeles Unified	Los Angeles	Francisco Bravo Medical Magnet High	57/64733-00-689	05/15/18	\$ 1,895,608	\$ -	-
Los Angeles Unified	Los Angeles	Loyola Village Elementary	57/64733-00-690	05/15/18	\$ 561,038	\$ -	-
Los Angeles Unified	Los Angeles	Theodore Roosevelt Senior High	57/64733-05-018	05/15/18	\$ 2,530,954	\$ -	-
Barstow Unified	San Bernardino	Skyline North Elementary	57/67611-00-002	05/16/18	\$ 2,775,233	\$ -	-
Twin Rivers Unified	Sacramento	Pacific Career and Technology High	57/76505-00-059	05/16/18	\$ 2,455,163	\$ -	-
Twin Rivers Unified	Sacramento	Hazel Strauch Elementary	57/76505-00-060	05/16/18	\$ 1,475,739	\$ -	-
Twin Rivers Unified	Sacramento	Sierra View Elementary	57/76505-00-061	05/16/18	\$ 662,000	\$ -	-
Twin Rivers Unified	Sacramento	Pioneer Elementary	57/76505-00-062	05/16/18	\$ 1,116,763	\$ -	-
Twin Rivers Unified	Sacramento	Kohler Elementary	57/76505-00-063	05/16/18	\$ 540,891	\$ -	-
Coalinga-Huron Unified	Fresno	Sunset Elementary	57/62125-00-009	05/17/18	\$ 1,901,985	\$ -	-
Coalinga-Huron Unified	Fresno	Henry F Bishop Elementary	57/62125-00-010	05/17/18	\$ 654,137	\$ -	-
Hollister	San Benito	Gabilan Hills	57/67470-00-004	05/17/18	\$ 896,187	\$ -	-
Gravenstein Union Elementary	Sonoma	Gravenstein Elementary	57/70714-00-003	05/17/18	\$ 2,144,261	\$ -	-
Wasco Union Elementary	Kern	Palm Avenue Elementary	57/63842-00-004	05/21/18	\$ 949,748	\$ 633,165	-
Elk Grove Unified	Sacramento	Union House Elementary	57/67314-00-026	05/21/18	\$ 1,603,056	\$ -	-
Tustin Unified	Orange	Robert Heideman Elementary	57/73643-00-022	05/21/18	\$ 2,913,416	\$ -	-
Konocti Unified	Lake	Konocti Education Center	57/64022-00-012	05/22/18	\$ 872,113	\$ -	-
Los Angeles Unified	Los Angeles	Charles Maclay Middle	57/64733-00-691	05/22/18	\$ 2,688,503	\$ -	-
Los Angeles Unified	Los Angeles	Forty-Ninth Street Elementary	57/64733-00-692	05/22/18	\$ 551,314	\$ -	-
Los Angeles Unified	Los Angeles	Apperson Street Elementary	57/64733-00-693	05/22/18	\$ 838,001	\$ -	-
Los Angeles Unified	Los Angeles	Los Angeles High	57/64733-00-694	05/22/18	\$ 3,975,731	\$ -	-
Los Angeles Unified	Los Angeles	Garden Grove Elementary	57/64733-00-695	05/22/18	\$ 711,536	\$ -	-
Round Valley Unified	Mendocino	Round Valley High	57/65607-00-001	05/22/18	\$ 1,003,579	\$ -	-
Round Valley Unified	Mendocino	Round Valley Elementary	57/65607-00-002	05/22/18	\$ 1,554,144	\$ -	-
Jurupa Unified	Riverside	Glen Avon Elementary	57/67090-00-015	05/22/18	\$ 3,271,033	\$ -	-
Grossmont Union High	San Diego	Valhalla High	57/68130-12-001	05/22/18	\$ 424,477	\$ -	-
San Dieguito Union High	San Diego	Torrey Pines High	57/68346-00-007	05/22/18	\$ 13,663,077	\$ -	-
Morgan Hill Unified	Santa Clara	Paradise Valley Engineering Academy	57/69583-00-012	05/22/18	\$ 2,318,970	\$ -	-
Morgan Hill Unified	Santa Clara	Paradise Valley Engineering Academy	57/69583-00-013	05/22/18	\$ 614,091	\$ -	-
Oxnard	Ventura	Lemonwood Elementary	57/72538-00-028	05/24/18	\$ 818,846	\$ -	-
Elk Grove Unified	Sacramento	John Reith Elementary	57/67314-00-027	05/25/18	\$ 2,635,486	\$ -	-
Los Angeles Unified	Los Angeles	Emerson (Ralph Waldo) Junior M	57/64733-00-696	05/29/18	\$ 1,002,746	\$ -	-
Los Angeles Unified	Los Angeles	Johnnie Cochran, Jr. Middle	57/64733-00-697	05/29/18	\$ 2,116,017	\$ -	-
Los Angeles Unified	Los Angeles	North Hollywood Senior High	57/64733-22-014	05/29/18	\$ 3,567,845	\$ -	-
West Covina Unified	Los Angeles	West Covina High	57/65094-00-014	05/30/18	\$ 4,443,279	\$ -	-
San Juan Unified	Sacramento	Fair Oaks Elementary	57/67447-00-063	05/30/18	\$ 1,347,587	\$ -	-
Hollister	San Benito	R O Hardin Elementary	57/67470-00-005	05/30/18	\$ 4,306,262	\$ -	-
Atascadero Unified	San Luis Obispo	Santa Margarita Elementary	57/68700-00-007	05/30/18	\$ 2,043,520	\$ -	-
Santa Ana Unified	Orange	Washington Elementary	57/66670-00-053	05/31/18	\$ 4,236,001	\$ -	-
Cambrian	Santa Clara	Ida Price Middle	57/69385-00-014	06/04/18	\$ 2,259,551	\$ -	-
Cambrian	Santa Clara	Steindorf STEAM K-8 Magnet	57/69385-00-015	06/04/18	\$ 2,739,367	\$ -	-
Cambrian	Santa Clara	Bagby Elementary	57/69385-00-016	06/04/18	\$ 410,783	\$ -	-
Cambrian	Santa Clara	Farnham Elementary	57/69385-00-017	06/04/18	\$ 874,369	\$ -	-
Cambrian	Santa Clara	Fammatre Elementary	57/69385-00-018	06/04/18	\$ 884,080	\$ -	-
Dublin Unified	Alameda	Murray Elementary	57/75093-00-011	06/05/18	\$ 2,238,407	\$ -	-
Clovis Unified	Fresno	Lincoln Elementary	57/62117-00-057	06/06/18	\$ 616,620	\$ -	-
Dublin Unified	Alameda	Wells Middle	57/75093-00-012	06/06/18	\$ 1,048,020	\$ -	-
Dublin Unified	Alameda	Wells Middle	57/75093-00-013	06/06/18	\$ 1,870,401	\$ -	-

SFP APPLICATIONS
Modernization School Facilities Program
- Workload as of February 29, 2020 -

District	County	Site Name	Application Number	OPSC Date Received	Estimated State Grant (a)	Financial Hardship (b)	Notification Occurred**
Dublin Unified	Alameda	Dublin Elementary	57/75093-00-014	06/06/18	\$ 2,924,401	\$ -	
Galt Joint Union High	Sacramento	Galt High	57/67355-00-002	06/08/18	\$ 4,162,983	\$ -	
San Bernardino City Unified	San Bernardino	San Bernardino High	57/67876-00-108	06/12/18	\$ 2,511,541	\$ -	
Los Angeles Unified	Los Angeles	Cienega Elementary	57/64733-00-698	06/13/18	\$ 1,370,920	\$ -	
Los Angeles Unified	Los Angeles	Canoga Park Senior High	57/64733-00-699	06/13/18	\$ 4,964,944	\$ -	
Los Angeles Unified	Los Angeles	Harrison Street Elementary	57/64733-00-700	06/13/18	\$ 1,024,516	\$ -	
Riverdale Joint Unified	Fresno	Riverdale Elementary	57/75408-00-006	06/14/18	\$ 690,356	\$ -	
Tracy Joint Unified	San Joaquin	Central Elementary	57/75499-00-012	06/14/18	\$ 2,987,345	\$ -	
Solana Beach Elementary	San Diego	Solana Highlands Elementary	57/68387-00-003	06/15/18	\$ 2,573,516	\$ -	
Barstow Unified	San Bernardino	Barstow Fine Arts Academy (formerly Barstow Intermediate)	57/67611-00-003	06/18/18	\$ 4,053,288	\$ -	
Pleasant View Elementary	Tulare	Pleasant View Elementary	57/72058-00-002	06/18/18	\$ 1,278,676	\$ 852,451	
Twin Rivers Unified	Sacramento	Harmon Johnson Elementary	57/76505-00-064	06/19/18	\$ 4,102,973	\$ -	
Centralia Elementary	Orange	George B Miller Elementary	57/66472-00-011	06/22/18	\$ 332,218	\$ -	
Centralia Elementary	Orange	Raymond Temple Elementary	57/66472-00-012	06/22/18	\$ 687,831	\$ -	
Grossmont Union High	San Diego	El Cajon Valley High	57/68130-00-028	06/22/18	\$ 3,143,831	\$ -	
Sweetwater Union High	San Diego	Bonita Vista Middle	57/68411-00-049	06/25/18	\$ 1,419,295	\$ -	
San Marcos Unified	San Diego	La Costa Meadows Elementary	57/73791-00-008	06/25/18	\$ 4,494,708	\$ -	
Colton Joint Unified	San Bernardino	Michael D'Arcy Elementary	57/67686-00-025	06/26/18	\$ 607,820	\$ -	
San Ramon Valley Unified	Contra Costa	California High	57/61804-00-034	06/28/18	\$ 3,194,794	\$ -	
Clovis Unified	Fresno	Alta Sierra Intermediate	57/62117-00-058	06/28/18	\$ 4,357,733	\$ -	
Santa Ana Unified	Orange	Garfield Elementary	57/66670-00-054	06/28/18	\$ 3,245,002	\$ -	
Grossmont Union High	San Diego	West Hills High	57/68130-00-029	06/28/18	\$ 6,613,614	\$ -	
Rescue Union Elementary	El Dorado	Lake Forest Elementary	57/61978-00-004	06/29/18	\$ 1,988,626	\$ -	
Western Placer Unified	Placer	Glen Edwards Middle	57/66951-00-003	06/29/18	\$ 5,187,814	\$ -	
Wright Elementary	Sonoma	J X Wilson Elementary	57/71035-00-003	07/03/18	\$ 290,190	\$ -	
Hydesville Elementary	Humboldt	Hydesville Elementary	57/62885-00-002	07/06/18	\$ 259,295	\$ -	
Elk Grove Unified	Sacramento	Samuel Jackman Middle	57/67314-00-028	07/09/18	\$ 3,294,373	\$ -	
Elk Grove Unified	Sacramento	Eddy Middle School	57/67314-00-029	07/09/18	\$ 4,124,718	\$ -	
Elk Grove Unified	Sacramento	David Reese Elementary	57/67314-00-030	07/09/18	\$ 1,585,986	\$ -	
Elk Grove Unified	Sacramento	Jackson Elementary	57/67314-00-031	07/09/18	\$ 1,792,428	\$ -	
Elk Grove Unified	Sacramento	Florin Elementary	57/67314-00-032	07/10/18	\$ 2,821,509	\$ -	
Los Angeles Unified	Los Angeles	Dodson Middle School	57/64733-20-020	07/11/18	\$ 2,394,270	\$ -	
Muroc Joint Unified	Kern	Boron Junior-Senior High	57/63685-00-010	07/12/18	\$ 3,108,287	\$ -	
Del Norte County Unified	Del Norte	Joe Hamilton Elementary	57/61820-00-007	07/13/18	\$ 500,295	\$ -	
Golden Plains Unified	Fresno	San Joaquin Elementary	57/75234-00-007	07/13/18	\$ 3,776,997	\$ -	
Imperial County Office of Education	Imperial	De Anza 9th Grade Academy	57/10132-00-002	07/16/18	\$ 319,723	\$ 213,149	
Elk Grove Unified	Sacramento	Florin High	57/67314-00-033	07/16/18	\$ 6,021,182	\$ -	
Solana Beach Elementary	San Diego	Skyline Elementary	57/68387-00-004	07/17/18	\$ 591,537	\$ -	
Firebaugh-Las Deltas Unified	Fresno	Firebaugh Middle	57/73809-00-006	07/17/18	\$ 513,079	\$ -	
Norwalk-La Mirada Unified	Los Angeles	Los Alisos Middle	57/64840-00-031	07/18/18	\$ 1,508,943	\$ -	
Fountain Valley Elementary	Orange	Masuda (Kazuo) Middle	57/66498-00-012	07/19/18	\$ 2,829,122	\$ -	
La Honda-Pescadero Unified	San Mateo	La Honda Elementary	57/68940-00-001	07/19/18	\$ 769,626	\$ -	
Sequoia Union High	San Mateo	Sequoia High	57/69062-00-038	07/19/18	\$ 2,850,756	\$ -	
Franklin-McKinley Elementary	Santa Clara	Windmill Springs Elementary	57/69450-00-011	07/19/18	\$ 2,646,603	\$ -	
Franklin-McKinley Elementary	Santa Clara	Windmill Springs Elementary	57/69450-00-012	07/19/18	\$ 577,483	\$ -	
Torrance Unified	Los Angeles	Edward J Richardson Middle	57/65060-00-046	07/20/18	\$ 855,104	\$ -	
Ocean View Elementary	Orange	Westmont Elementary	57/66613-00-023	07/20/18	\$ 148,414	\$ -	
William S. Hart Union High	Los Angeles	Sierra Vista Junior High	57/65136-00-011	07/24/18	\$ 121,354	\$ -	
Fullerton Joint Union High	Orange	La Habra High	57/66514-00-021	07/24/18	\$ 964,915	\$ -	
Atascadero Unified	San Luis Obispo	Atascadero High	57/68700-00-008	07/24/18	\$ 1,343,650	\$ -	
Fairfield-Suisun Unified	Solano	Fairview Elementary	57/70540-00-018	07/24/18	\$ 2,802,793	\$ -	
Fairfield-Suisun Unified	Solano	Grange Middle	57/70540-00-019	07/24/18	\$ 1,245,177	\$ -	
Dublin Unified	Alameda	Dublin Elementary	57/75093-00-015	07/24/18	\$ 1,034,478	\$ -	
Norwalk-La Mirada Unified	Los Angeles	Arlie F Hutchinson Middle	57/64840-00-032	07/26/18	\$ 790,339	\$ -	
Norwalk-La Mirada Unified	Los Angeles	Gardenhill Elementary	57/64840-00-033	07/26/18	\$ 197,889	\$ -	
Garden Grove Unified	Orange	Merton E Hill Elementary	57/66522-00-087	07/26/18	\$ 228,917	\$ -	
Garden Grove Unified	Orange	C C Violette Elementary	57/66522-00-088	07/26/18	\$ 697,426	\$ -	
Garden Grove Unified	Orange	Heritage Elementary	57/66522-00-089	07/26/18	\$ 794,110	\$ -	
Oxnard Elementary	Ventura	Elm Street Elementary	57/72538-00-029	07/27/18	\$ 404,879	\$ -	
Oxnard Elementary	Ventura	McKinna Elementary	57/72538-00-030	07/27/18	\$ 467,912	\$ -	
Healdsburg Unified	Sonoma	Healdsburg Junior High	57/75390-00-003	07/30/18	\$ 2,573,598	\$ -	
Healdsburg Unified	Sonoma	Healdsburg High	57/75390-00-004	07/30/18	\$ 5,546,148	\$ -	

SFP APPLICATIONS
Modernization School Facilities Program
- Workload as of February 29, 2020 -

District	County	Site Name	Application Number	OPSC Date Received	Estimated State Grant (a)	Financial Hardship (b)	Notification Occurred**
Barstow Unified	San Bernardino	Barstow Junior High	57/67611-00-004	07/31/18	\$ 5,061,294	\$ -	
Natomas Unified	Sacramento	Jefferson Elementary	57/75283-00-005	07/31/18	\$ 2,663,525	\$ -	
Los Angeles Unified	Los Angeles	Walnut Park Elementary	57/64733-00-701	08/01/18	\$ 454,404	\$ -	
Los Angeles Unified	Los Angeles	Fairfax Senior High	57/64733-00-702	08/01/18	\$ 1,160,178	\$ -	
Anaheim Union High	Orange	John F Kennedy High	57/66431-00-018	08/02/18	\$ 1,533,622	\$ -	
Anaheim Union High	Orange	John F Kennedy High	57/66431-00-019	08/02/18	\$ 1,942,357	\$ -	
Exeter Unified	Tulare	Wilson Middle	57/76836-00-001	08/02/18	\$ 988,148	\$ -	
Konocti Unified	Lake	Lower Lake Elementary	57/64022-00-013	08/06/18	\$ 2,618,613	\$ -	
Pomona Unified	Los Angeles	Alcott Elementary	57/64907-00-032	08/06/18	\$ 583,195	\$ -	
Pomona Unified	Los Angeles	Washington Elementary	57/64907-00-033	08/07/18	\$ 1,677,895	\$ -	
Newcastle Elementary	Placer	Newcastle Elementary	57/66852-00-002	08/07/18	\$ 756,513	\$ 504,342	
Los Nietos Elementary	Los Angeles	Los Nietos Middle	57/64758-00-005	08/08/18	\$ 4,492,891	\$ -	
Whittier City Elementary	Los Angeles	Walter F Dexter Middle	57/65110-00-014	08/08/18	\$ 4,321,829	\$ -	
Saddleback Valley Unified	Orange	Portola Hills Elementary	57/73635-00-040	08/08/18	\$ 4,443,161	\$ -	
Berkeley Unified	Alameda	John Muir Elementary	57/61143-00-018	08/09/18	\$ 2,594,312	\$ -	
Chico Unified	Butte	Neal Dow Elementary	57/61424-00-006	08/10/18	\$ 2,038,050	\$ -	
Chico Unified	Butte	Marigold Elementary	57/61424-00-007	08/10/18	\$ 2,585,715	\$ -	
Chico Unified	Butte	Loma Vista	57/61424-00-008	08/10/18	\$ 246,682	\$ -	
Chico Unified	Butte	Shasta Elementary	57/61424-00-009	08/10/18	\$ 2,133,364	\$ -	
San Antonio Union Elementary	Monterey	San Antonio Elementary	57/66167-00-002	08/13/18	\$ 196,390	\$ -	
Fruitvale Elementary	Kern	Discovery Elementary	57/63479-00-003	08/14/18	\$ 3,053,627	\$ -	
Fruitvale Elementary	Kern	Quailwood Elementary	57/63479-00-004	08/14/18	\$ 98,944	\$ -	
Fruitvale Elementary	Kern	Fruitvale Junior High	57/63479-00-005	08/14/18	\$ 944,020	\$ -	
Roberts Ferry Union Elementary	Stanislaus	Roberts Ferry Union Elementary	57/71233-00-002	08/15/18	\$ 53,085	\$ 35,390	
Los Angeles Unified	Los Angeles	Widney (Joseph Pomeroy) High	58/64733-00-004*	08/15/18	\$ 464,881	\$ -	
Los Angeles Unified	Los Angeles	Widney (Joseph Pomeroy) High	58/64733-00-004*	08/15/18	\$ 464,881	\$ -	
Willows Unified	Glenn	Willows Intermediate	57/62661-00-006	08/17/18	\$ 587,603	\$ -	
Willows Unified	Glenn	Murdock Elementary	57/62661-00-007	08/17/18	\$ 2,003,968	\$ -	
Santa Ana Unified	Orange	George Washington Carver Elementary	57/66670-00-055	08/17/18	\$ 2,972,873	\$ -	
Irvine Unified	Orange	Canyon View Elementary	57/73650-00-032	08/17/18	\$ 1,671,074	\$ -	
Hughson Unified	Stanislaus	Emilie J Ross Middle	57/75549-00-004	08/17/18	\$ 422,593	\$ -	
Hughson Unified	Stanislaus	Hughson Elementary	57/75549-00-005	08/17/18	\$ 1,813,478	\$ -	
Central Union Elementary	Kings	Akers Elementary	57/63883-00-001	08/22/18	\$ 3,604,760	\$ 2,403,173	
Central Union Elementary	Kings	R J Neutra Elementary	57/63883-00-002	08/22/18	\$ 334,924	\$ 223,283	
Central Union Elementary	Kings	Central Elementary	57/63883-00-003	08/22/18	\$ 210,870	\$ 140,580	
Central Union Elementary	Kings	Stratford Elementary	57/63883-00-004	08/22/18	\$ 204,582	\$ 136,388	
San Dieguito Union High	San Diego	San Dieguito High Academy	57/68346-00-008	08/23/18	\$ 5,284,508	\$ -	
Ballico-Cressey Elementary	Merced	Ballico Elementary	57/65649-00-001	08/24/18	\$ 1,457,146	\$ 971,431	
Ballico-Cressey Elementary	Merced	Cressey Elementary	57/65649-00-002	08/24/18	\$ 796,291	\$ 530,861	
Huntington Beach City Elementary	Orange	Ralph E Hawes Elementary	57/66530-00-019	08/24/18	\$ 878,806	\$ -	
Tahoe-Truckee Unified	Placer	Kings Beach Elementary	57/66944-00-015	08/29/18	\$ 1,334,568	\$ -	
Irvine Unified	Orange	Meadow Park Elementary	57/73650-00-033	08/29/18	\$ 2,526,142	\$ -	
Lake Elementary	Glenn	Lake Elementary	57/62596-00-002	08/30/18	\$ 199,611	\$ 133,074	
Rescue Union Elementary	El Dorado	Marina Village Middle	57/61978-00-005	08/31/18	\$ 3,517,807	\$ -	
Nevada Joint Union High	Nevada	Bear River High	57/66357-00-011	08/31/18	\$ 1,701,785	\$ -	
Nevada Joint Union High	Nevada	Nevada Union High	57/66357-00-012	08/31/18	\$ 2,688,984	\$ -	
Galt Joint Union High	Sacramento	Galt High	57/67355-00-003	09/04/18	\$ 6,409,302	\$ -	
Golden Plains Unified	Fresno	Tranquillity Elementary	57/75234-00-008	09/04/18	\$ 292,319	\$ -	
Anaheim Union High	Orange	Dale Junior High	57/66431-00-020	09/05/18	\$ 2,140,488	\$ -	
Alta Loma Elementary	San Bernardino	Hermosa Elementary	57/67595-00-007	09/05/18	\$ 2,690,494	\$ -	
Alta Loma Elementary	San Bernardino	Deer Canyon Elementary	57/67595-00-008	09/05/18	\$ 2,877,659	\$ -	
Central Union High	Imperial	Southwest High	57/63115-00-004	09/06/18	\$ 1,517,899	\$ -	
Robla Elementary	Sacramento	Main Avenue Elementary	57/67421-00-002	09/06/18	\$ 1,349,608	\$ -	
Campbell Union High	Santa Clara	Branham High	57/69401-00-022	09/06/18	\$ 1,886,758	\$ -	
Jacoby Creek Elementary	Humboldt	Jacoby Creek	57/62893-00-002	09/07/18	\$ 226,432	\$ 150,955	
Twin Rivers Unified	Sacramento	Vineland Elementary	57/76505-00-065	09/07/18	\$ 987,407	\$ -	
Clovis Unified	Fresno	Liberty Elementary	57/62117-00-059	09/10/18	\$ 2,193,297	\$ -	
Ripon Unified	San Joaquin	Colony Oak Elementary	57/68650-00-004	09/10/18	\$ 2,462,491	\$ -	
South San Francisco Unified	San Mateo	Westborough Middle	57/69070-00-020	09/12/18	\$ 304,412	\$ -	
Gilroy Unified	Santa Clara	Gilroy High	57/69484-00-009	09/12/18	\$ 919,980	\$ -	
Anaheim Union High	Orange	Savanna High	57/66431-00-022	09/13/18	\$ 3,673,572	\$ -	
Tahoe-Truckee Unified	Placer	Donner Trail Elementary	57/66944-00-016	09/13/18	\$ 326,254	\$ -	

SFP APPLICATIONS
Modernization School Facilities Program
- Workload as of February 29, 2020 -

District	County	Site Name	Application Number	OPSC Date Received	Estimated State Grant (a)	Financial Hardship (b)	Notification Occurred**
Berkeley Unified	Alameda	Berkeley High	57/61143-00-019	09/14/18	\$ 17,680,064	\$ -	
Berkeley Unified	Alameda	Jefferson Elementary	57/61143-00-020	09/14/18	\$ 841,012	\$ -	
Burbank Unified	Los Angeles	George Washington Elementary	57/64337-00-021	09/14/18	\$ 565,643	\$ -	
Burbank Unified	Los Angeles	Theodore Roosevelt Elementary	57/64337-00-022	09/14/18	\$ 1,282,669	\$ -	
Castro Valley Unified	Alameda	Canyon Middle	57/61150-00-025	09/17/18	\$ 1,369,317	\$ -	
Colton Joint Unified	San Bernardino	Colton Middle	57/67686-00-026	09/17/18	\$ 2,585,057	\$ -	
Franklin-McKinley Elementary	Santa Clara	G W Hellyer Elementary	57/69450-00-013	09/17/18	\$ 1,394,725	\$ -	
Washington Colony Elementary	Fresno	Washington Colony Elementary	57/62513-00-002	09/18/18	\$ 169,187	\$ 112,791	
Elk Grove Unified	Sacramento	Union House Elementary	57/67314-00-034	09/18/18	\$ 1,338,228	\$ -	
Kings River Union Elementary	Tulare	Kings River Elementary	57/71969-00-002	09/18/18	\$ 192,184	\$ 128,122	
Anaheim Union High	Orange	Oxford Academy	57/66431-00-023	09/19/18	\$ 2,216,299	\$ -	
Twin Rivers Unified	Sacramento	Frederick Joyce Elementary	57/76505-00-066	09/19/18	\$ 3,874,280	\$ -	
Yuba County Office of Education	Yuba	Goldfield School (Sdl)	57/10587-00-003	09/20/18	\$ 367,576	\$ 245,051	
Live Oak Unified	Sutter	Live Oak Middle	57/71399-00-002	09/21/18	\$ 1,003,548	\$ -	
Live Oak Unified	Sutter	Luther Elementary	57/71399-00-003	09/21/18	\$ 610,682	\$ -	
Clear Creek Elementary	Nevada	Clear Creek Elementary	57/66324-00-002	09/24/18	\$ 39,656	\$ 26,437	
Anaheim Elementary	Orange	Marshall (John) Elementary	57/66423-00-032	09/24/18	\$ 8,260,797	\$ -	
Berkeley Unified	Alameda	Willard Middle	57/61143-00-021	09/25/18	\$ 1,854,825	\$ -	
Monroe Elementary	Fresno	Monroe Elementary	57/62323-00-001	09/25/18	\$ 153,017	\$ 102,011	
Lakeport Unified	Lake	Terrace Middle	57/64030-00-009	09/25/18	\$ 1,743,589	\$ -	
Fairfield-Suisun Unified	Solano	Dan O Root Elementary	57/70540-00-020	09/25/18	\$ 3,261,347	\$ -	
Riverside Unified	Riverside	Polytechnic High	57/67215-00-035	09/26/18	\$ 3,692,426	\$ -	
Pomona Unified	Los Angeles	Diamond Point Elementary	57/64907-00-034	09/27/18	\$ 468,070	\$ -	
Pomona Unified	Los Angeles	Montvue Elementary	57/64907-00-035	09/27/18	\$ 472,591	\$ -	
Folsom-Cordova Unified	Sacramento	Oak Chan Elementary	57/67330-21-006	09/28/18	\$ 2,362,326	\$ -	
Ripon Unified	San Joaquin	Weston Elementary	57/68650-00-005	09/28/18	\$ 2,288,270	\$ -	
Roseville Joint Union High	Placer	Oakmont High	57/66928-00-004	10/01/18	\$ 2,152,365	\$ -	
San Ramon Valley Unified	Contra Costa	Montevideo Elementary	57/61804-00-035	10/02/18	\$ 2,858,942	\$ -	
Norwalk-La Mirada Unified	Los Angeles	Norwalk High	57/64840-00-034	10/03/18	\$ 1,726,535	\$ -	
San Ramon Valley Unified	Contra Costa	Green Valley Elementary	57/61804-00-036	10/04/18	\$ 3,312,817	\$ -	
Grossmont Union High	San Diego	Grossmont High	57/68130-00-030	10/05/18	\$ 3,110,103	\$ -	
Grossmont Union High	San Diego	Helix High	57/68130-00-031	10/08/18	\$ 3,895,700	\$ -	
Alameda Unified	Alameda	Edison Elementary	57/61119-00-020	10/09/18	\$ 974,685	\$ -	
San Ramon Valley Unified	Contra Costa	Golden View Elementary	57/61804-00-037	10/09/18	\$ 3,191,788	\$ -	
Westside Elementary	Fresno	Westside Elementary	57/62547-00-001	10/09/18	\$ 160,144	\$ 106,763	
Compton Unified	Los Angeles	Centennial High	57/73437-01-042	10/10/18	\$ 855,992	\$ -	
Compton Unified	Los Angeles	Dominguez High	57/73437-01-043	10/10/18	\$ 1,833,817	\$ -	
San Ramon Valley Unified	Contra Costa	Rancho Romero Elementary	57/61804-00-038	10/12/18	\$ 659,074	\$ -	
Alvina Elementary	Fresno	Alvina Elementary Charter	57/61994-00-001	10/12/18	\$ 125,412	\$ 83,608	
Grossmont Union High	San Diego	Granite Hills High	57/68130-00-032	10/12/18	\$ 1,031,181	\$ -	
San Marcos Unified	San Diego	San Marcos Middle	57/73791-00-009	10/15/18	\$ 2,917,239	\$ -	
Alview-Dairyland Union Elementary	Madera	Alview Elementary	57/65177-00-003	10/16/18	\$ 126,175	\$ 84,116	
Alview-Dairyland Union Elementary	Madera	Dairyland Elementary	57/65177-00-004	10/16/18	\$ 137,620	\$ 91,747	
San Diego Unified	San Diego	Logan K-8	57/68338-00-231	10/16/18	\$ 2,655,019	\$ -	
Nevada Joint Union High	Nevada	Bear River High	57/66357-00-013	10/17/18	\$ 894,488	\$ -	
Nevada Joint Union High	Nevada	Bear River High	57/66357-00-014	10/17/18	\$ 1,538,138	\$ -	
Anaheim Union High	Orange	Polaris High (Alternative)	57/66431-00-024	10/17/18	\$ 3,621,798	\$ -	
Visalia Unified	Tulare	Ivanhoe Elementary	57/72256-00-027	10/17/18	\$ 2,980,599	\$ -	
Visalia Unified	Tulare	Washington Elementary	57/72256-00-028	10/17/18	\$ 1,855,395	\$ -	
Visalia Unified	Tulare	Crowley Elementary	57/72256-00-029	10/17/18	\$ 3,280,063	\$ -	
Contra Costa County Office of Education	Contra Costa	Liberty High	57/10074-00-004	10/18/18	\$ 160,969	\$ 107,312	
Chicago Park Elementary	Nevada	Chicago Park Elementary	57/66316-00-002	10/18/18	\$ 21,527	\$ 14,351	
Chicago Park Elementary	Nevada	Chicago Park Community Charter	57/66316-00-003	10/18/18	\$ 42,717	\$ 28,478	
Rescue Union Elementary	El Dorado	Green Valley Elementary	57/61978-00-006	10/22/18	\$ 2,690,494	\$ -	
Alta Loma Elementary	San Bernardino	Vineyard Junior High	57/67595-00-009	10/22/18	\$ 3,973,736	\$ -	
Alta Loma Elementary	San Bernardino	Victoria Groves Elementary	57/67595-00-010	10/23/18	\$ 2,716,628	\$ -	
Long Beach Unified	Los Angeles	Webster Elementary	57/64725-00-022	10/24/18	\$ 4,070,543	\$ -	
Davis Joint Unified	Yolo	Cesar Chavez Elementary	57/72678-00-015	10/24/18	\$ 1,251,636	\$ -	
Lafayette Elementary	Contra Costa	M H Stanley Middle	57/61713-00-005	10/25/18	\$ 3,057,118	\$ -	
Lafayette Elementary	Contra Costa	Lafayette Elementary	57/61713-00-006	10/25/18	\$ 201,590	\$ -	
Lafayette Elementary	Contra Costa	Happy Valley Elementary	57/61713-00-007	10/25/18	\$ 802,496	\$ -	
Long Beach Unified	Los Angeles	Mann Elementary	57/64725-00-023	10/25/18	\$ 1,187,052	\$ -	

SFP APPLICATIONS
Modernization School Facilities Program
- Workload as of February 29, 2020 -

District	County	Site Name	Application Number	OPSC Date Received	Estimated State Grant (a)	Financial Hardship (b)	Notification Occurred**
Long Beach Unified	Los Angeles	Lindsey Academy	57/64725-00-024	10/25/18	\$ 2,263,506	\$ -	
Long Beach Unified	Los Angeles	Garfield Elementary	57/64725-00-025	10/25/18	\$ 2,719,384	\$ -	
Long Beach Unified	Los Angeles	Stephens Middle	57/64725-00-026	10/25/18	\$ 3,365,831	\$ -	
Long Beach Unified	Los Angeles	Rogers Middle	57/64725-00-027	10/25/18	\$ 1,501,644	\$ -	
Long Beach Unified	Los Angeles	Lowell Elementary	57/64725-00-028	10/25/18	\$ 6,454,309	\$ -	
Long Beach Unified	Los Angeles	Kettering Elementary	57/64725-00-029	10/25/18	\$ 2,974,945	\$ -	
Long Beach Unified	Los Angeles	Jefferson Leadership Academies	57/64725-00-030	10/25/18	\$ 10,307,408	\$ -	
Long Beach Unified	Los Angeles	McKinley Elementary	57/64725-00-031	10/25/18	\$ 4,860,576	\$ -	
Napa Valley Unified	Napa	River Charter	57/66266-00-031	10/25/18	\$ 725,438	\$ -	
Cupertino Union	Santa Clara	John F Kennedy Middle	57/69419-00-030	10/26/18	\$ 1,171,653	\$ -	
Sylvan Union Elementary	Stanislaus	Orchard Elementary	57/71290-00-009	10/26/18	\$ 2,920,825	\$ -	
Sylvan Union Elementary	Stanislaus	Sylvan Elementary	57/71290-00-010	10/26/18	\$ 2,914,989	\$ -	
Castro Valley Unified	Alameda	Castro Valley High	57/61150-00-026	10/29/18	\$ 2,534,802	\$ -	
Dixie Elementary	Marin	Dixie Elementary	57/65318-00-005	10/29/18	\$ 1,046,163	\$ -	
Dixie Elementary	Marin	Mary E Silveira Elementary	57/65318-00-006	10/29/18	\$ 1,672,947	\$ -	
Dixie Elementary	Marin	Vallejo Elementary	57/65318-00-007	10/29/18	\$ 2,100,176	\$ -	
Grossmont Union High	San Diego	Monte Vista High	57/68130-00-033	10/29/18	\$ 182,570	\$ -	
Monterey Peninsula Unified	Monterey	Central Coast High	57/66092-00-027	10/30/18	\$ 753,791	\$ -	
Orange Unified	Orange	Orange High	57/66621-00-054	10/30/18	\$ 4,111,981	\$ -	
Tahoe-Truckee Unified	Placer	Truckee Elementary	57/66944-00-017	10/30/18	\$ 2,843,377	\$ -	
South San Francisco Unified	San Mateo	Junipero Serra Elementary	57/69070-00-021	10/30/18	\$ 719,036	\$ -	
Coalinga-Huron Unified	Fresno	Coalinga High	57/62125-00-011	10/31/18	\$ 2,081,923	\$ -	
Central Union High	Imperial	Central Union High	57/63115-00-005	10/31/18	\$ 7,303,418	\$ 4,868,945	
McSwain Union Elementary	Merced	McSwain Elementary	57/65763-00-004	10/31/18	\$ 1,413,052	\$ 942,035	
San Juan Unified	Sacramento	Dyer-Kelly Elementary	57/67447-00-064	10/31/18	\$ 941,416	\$ -	
San Juan Unified	Sacramento	Greer Elementary	57/67447-00-065	10/31/18	\$ 731,760	\$ -	
San Ramon Valley Unified	Contra Costa	Vista Grande Elementary	57/61804-00-039	11/01/18	\$ 650,568	\$ -	
Centralia Elementary	Orange	Buena Terra Elementary	57/66472-00-013	11/02/18	\$ 102,941	\$ -	
Corcoran Joint Unified	Kings	Corcoran High	57/63891-00-013	11/05/18	\$ 1,150,070	\$ -	
Long Beach Unified	Los Angeles	Lakewood High	57/64725-00-032	11/06/18	\$ 2,119,315	\$ -	
Long Beach Unified	Los Angeles	Riley Elementary	57/64725-00-033	11/06/18	\$ 5,656,656	\$ -	
Long Beach Unified	Los Angeles	MacArthur Elementary	57/64725-00-034	11/06/18	\$ 4,787,307	\$ -	
Caruthers Unified	Fresno	Caruthers Elementary	57/75598-00-004	11/06/18	\$ 4,296,680	\$ -	
Clovis Unified	Fresno	Clovis East High	57/62117-00-060	11/07/18	\$ 4,150,531	\$ -	
Clovis Unified	Fresno	Reyburn Intermediate	57/62117-00-061	11/07/18	\$ 2,134,400	\$ -	
Carpinteria Unified	Santa Barbara	Carpinteria Senior High	57/69146-00-005	11/08/18	\$ 2,701,648	\$ -	
Carpinteria Unified	Santa Barbara	Carpinteria Senior High	57/69146-00-006	11/08/18	\$ 4,918,787	\$ -	
Fairfield-Suisun Unified	Solano	E Ruth Sheldon Academy of Innovative Learning	57/70540-00-021	11/08/18	\$ 2,257,059	\$ -	
Jurupa Unified	Riverside	West Riverside Elementary	57/67090-00-016	11/09/18	\$ 3,725,685	\$ -	
Val Verde Unified	Riverside	Rancho Verde High	57/75242-00-003	11/09/18	\$ 12,507,420	\$ -	
Galt Joint Union Elementary	Sacramento	Valley Oaks Elementary	57/67348-00-002	11/13/18	\$ 3,144,369	\$ -	
Mountain View Whisman	Santa Clara	Gabriela Mistral Elementary	57/69591-00-005	11/13/18	\$ 2,919,174	\$ -	
Centralia Elementary	Orange	Danbrook Elementary	57/66472-00-014	11/14/18	\$ 193,776	\$ -	
Santa Ana Unified	Orange	Valley High	57/66670-00-056	11/14/18	\$ 2,414,147	\$ -	
Western Placer Unified	Placer	Lincoln High	57/66951-00-004	11/14/18	\$ 5,731,319	\$ -	
San Rafael City High	Marin	San Rafael High	57/65466-00-005	11/16/18	\$ 1,721,260	\$ -	
Chino Valley Unified	San Bernardino	Oak Ridge Elementary	57/67678-00-024	11/16/18	\$ 3,248,313	\$ -	
Chino Valley Unified	San Bernardino	Gerald F Litel Elementary	57/67678-00-025	11/16/18	\$ 2,769,885	\$ -	
Chino Valley Unified	San Bernardino	Howard Cattle Elementary	57/67678-00-026	11/16/18	\$ 3,393,365	\$ -	
Carpinteria Unified	Santa Barbara	Carpinteria Junior High	57/69146-00-007	11/16/18	\$ 728,598	\$ -	
Cutler-Orosi Joint Unified	Tulare	Cutler Elementary	57/71860-00-013	11/19/18	\$ 2,648,382	\$ -	
Twin Rivers Unified	Sacramento	Creative Connections Arts Academy	57/76505-00-067	11/19/18	\$ 214,532	\$ -	
Long Beach Unified	Los Angeles	Cleveland Elementary	57/64725-00-035	11/20/18	\$ 1,198,670	\$ -	
Long Beach Unified	Los Angeles	Longfellow Elementary	57/64725-00-036	11/20/18	\$ 1,748,164	\$ -	
Carpinteria Unified	Santa Barbara	Aliso Elementary	57/69146-00-008	11/20/18	\$ 491,094	\$ -	
Ramona City Unified	San Diego	James Dukes Elementary	57/68304-00-005	11/26/18	\$ 347,419	\$ 231,613	
Ramona City Unified	San Diego	Barnett Elementary	57/68304-00-006	11/26/18	\$ 347,419	\$ 231,613	
Ramona City Unified	San Diego	Olive Peirce Middle	57/68304-00-007	11/26/18	\$ 653,129	\$ 435,420	
Ramona City Unified	San Diego	Mt Woodson Elementary	57/68304-00-008	11/26/18	\$ 387,631	\$ 258,420	
Lucia Mar Unified	San Luis Obispo	Arroyo Grande High	57/68759-00-013	11/27/18	\$ 1,978,891	\$ -	
West Contra Costa Unified	Contra Costa	Helms Middle	57/61796-00-052	11/28/18	\$ 4,133,414	\$ -	
William S. Hart Union High	Los Angeles	William S Hart High	57/65136-00-012	11/29/18	\$ 6,141,672	\$ -	

SFP APPLICATIONS
Modernization School Facilities Program
- Workload as of February 29, 2020 -

District	County	Site Name	Application Number	OPSC Date Received	Estimated State Grant (a)	Financial Hardship (b)	Notification Occurred**
Carpinteria Unified	Santa Barbara	Canalino Elementary	57/69146-00-009	11/29/18	\$ 3,842,590	\$ -	
Ocean View	Ventura	Ocean View Junior High	57/72512-00-005	11/29/18	\$ 1,787,081	\$ -	
Charter Oak Unified	Los Angeles	Willow Elementary	57/64378-00-012	11/30/18	\$ 903,779	\$ -	
San Juan Unified	Sacramento	Ottomon Way Elementary	57/67447-00-066	12/03/18	\$ 1,837,923	\$ -	
San Juan Unified	Sacramento	Carriage Drive Elementary	57/67447-00-067	12/03/18	\$ 2,938,487	\$ -	
San Juan Unified	Sacramento	Twin Lakes Elementary	57/67447-00-068	12/03/18	\$ 2,502,662	\$ -	
Big Springs Union Elementary	Siskiyou	Big Springs Elementary	57/70185-00-002	12/03/18	\$ 587,555	\$ 391,703	
Inglewood Unified	Los Angeles	Monroe (Albert F) Magnet Middle School	57/64634-00-003	12/04/18	\$ 2,832,675	\$ -	
San Rafael City High	Marin	Terra Linda High	57/65466-00-006	12/04/18	\$ 2,142,720	\$ -	
Kings Canyon Joint Unified	Fresno	Jefferson Elementary	57/62265-00-025	12/05/18	\$ 1,871,766	\$ -	
Kings Canyon Joint Unified	Fresno	Dunlap Elementary	57/62265-00-026	12/05/18	\$ 1,162,498	\$ -	
Lafayette Elementary	Contra Costa	Springhill Elementary	57/61713-00-008	12/06/18	\$ 504,351	\$ -	
Chino Valley Unified	San Bernardino	Ruben S Ayala High	57/67678-00-027	12/06/18	\$ 2,428,639	\$ -	
Los Angeles Unified	Los Angeles	Reseda High	57/64733-39-009	12/10/18	\$ 948,526	\$ -	
Los Angeles Unified	Los Angeles	Wilshire Crest Elementary	57/64733-31-008	12/11/18	\$ 1,707,891	\$ -	
Newport-Mesa Unified	Orange	Mariners Elementary	57/66597-00-043	12/12/18	\$ 853,087	\$ -	
Alta Loma Elementary	San Bernardino	Floyd M Stork Elementary	57/67595-00-011	12/12/18	\$ 3,041,428	\$ -	
Alta Loma Elementary	San Bernardino	Jasper Elementary	57/67595-00-012	12/12/18	\$ 2,899,744	\$ -	
San Francisco Unified	San Francisco	Wells (Ida B) High	57/68478-63-005	12/13/18	\$ 1,522,603	\$ -	
Konocti Unified	Lake	Konocti Education Center	57/64022-00-014	12/17/18	\$ 666,518	\$ -	
Los Angeles Unified	Los Angeles	Lassen Elementary	57/64733-00-703	12/17/18	\$ 906,125	\$ -	
Monterey Peninsula Unified	Monterey	Seaside High	57/66092-00-028	12/17/18	\$ 420,057	\$ -	
East Side Union High	Santa Clara	James Lick High	57/69427-00-036	12/17/18	\$ 204,961	\$ -	
Santa Monica-Malibu Unified	Los Angeles	Franklin Elementary	57/64980-00-016	12/18/18	\$ 604,818	\$ -	
Campbell Union High	Santa Clara	Westmont High	57/69401-00-023	12/18/18	\$ 441,170	\$ -	
Santa Monica-Malibu Unified	Los Angeles	Webster Elementary	57/64980-00-017	12/19/18	\$ 146,832	\$ -	
Santa Monica-Malibu Unified	Los Angeles	Roosevelt Elementary	57/64980-00-018	12/19/18	\$ 733,608	\$ -	
Santa Monica-Malibu Unified	Los Angeles	McKinley Elementary	57/64980-00-019	12/19/18	\$ 359,546	\$ -	
Tahoe-Truckee Unified	Placer	Tahoe Lake Elementary	57/66944-00-018	12/19/18	\$ 742,372	\$ -	
Solvang Elementary	Santa Barbara	Solvang Elementary	57/69336-00-003	12/20/18	\$ 686,194	\$ -	
Ontario-Montclair	San Bernardino	Euclid Elementary	57/67819-00-031	12/21/18	\$ 306,982	\$ -	
Ontario-Montclair	San Bernardino	Lehigh Elementary	57/67819-00-032	12/21/18	\$ 1,222,986	\$ -	
Ontario-Montclair	San Bernardino	Central Language Academy	57/67819-00-033	12/21/18	\$ 2,554,618	\$ -	
Santa Barbara Unified	Santa Barbara	McKinley Elementary	57/76786-00-010	12/21/18	\$ 2,115,033	\$ -	
Santa Barbara Unified	Santa Barbara	San Marcos Senior High	57/76786-00-011	12/21/18	\$ 1,017,157	\$ -	
Banning Unified	Riverside	Banning High	57/66985-00-006	12/24/18	\$ 7,016,067	\$ 4,677,378	
Liberty Union High	Contra Costa	Liberty High	57/61721-00-003	12/26/18	\$ 2,120,240	\$ -	
Los Angeles Unified	Los Angeles	Kenter Canyon Elementary	57/64733-47-011	12/26/18	\$ 2,840,465	\$ -	
Ontario-Montclair	San Bernardino	Vina Danks Middle	57/67819-00-034	12/26/18	\$ 296,984	\$ -	
Knights Ferry Elementary	Stanislaus	Knights Ferry Elementary	57/71142-00-001	12/26/18	\$ 103,460	\$ 68,973	
Orange Unified	Orange	El Modena High	57/66621-00-055	01/02/19	\$ 10,356,704	\$ -	
Orange Unified	Orange	Fletcher Elementary	57/66621-00-056	01/02/19	\$ 444,804	\$ -	
Santa Barbara Unified	Santa Barbara	Harding University Partnership	57/76786-00-012	01/02/19	\$ 212,713	\$ -	
Humboldt County Office of Education	Humboldt	Glen Paul	57/10124-00-001	01/03/19	\$ 138,966	\$ 92,644	
San Ramon Valley Unified	Contra Costa	John Baldwin Elementary	57/61804-00-040	01/07/19	\$ 136,084	\$ -	
Alameda Unified	Alameda	Franklin Elementary	57/61119-00-021	01/09/19	\$ 890,102	\$ -	
Los Angeles Unified	Los Angeles	Pio Pico Middle	57/64733-00-704	01/09/19	\$ 2,295,835	\$ -	
Los Angeles Unified	Los Angeles	President Avenue Elementary	57/64733-29-016	01/09/19	\$ 1,297,297	\$ -	
Alta Loma Elementary	San Bernardino	Alta Loma Junior High	57/67595-00-013	01/09/19	\$ 4,606,096	\$ -	
Ocean View	Ventura	Mar Vista Elementary	57/72512-00-006	01/10/19	\$ 373,353	\$ -	
Berkeley Unified	Alameda	Longfellow Arts and Technology Middle	57/61143-00-022	01/11/19	\$ 985,988	\$ -	
Fremont Unified	Alameda	Irvington High	57/61176-00-038	01/11/19	\$ 1,839,676	\$ -	
Fremont Unified	Alameda	Washington High	57/61176-00-039	01/11/19	\$ 351,297	\$ -	
Fremont Unified	Alameda	Oliveira Elementary	57/61176-00-040	01/11/19	\$ 517,558	\$ -	
Fremont Unified	Alameda	Patterson Elementary	57/61176-00-041	01/11/19	\$ 562,478	\$ -	
Fremont Unified	Alameda	Parkmont Elementary	57/61176-00-042	01/11/19	\$ 730,776	\$ -	
Santa Ana Unified	Orange	Century High	57/66670-00-057	01/11/19	\$ 12,511,940	\$ -	
Santa Ana Unified	Orange	Santa Ana High	57/66670-00-058	01/11/19	\$ 14,050,434	\$ -	
East Side Union High	Santa Clara	Mt Pleasant High	57/69427-00-037	01/11/19	\$ 677,533	\$ -	
Dixon Unified	Solano	Dixon High	57/70532-00-005	01/11/19	\$ 3,378,143	\$ -	
Ceres Unified	Stanislaus	Carroll Fowler Elementary	57/71043-00-015	01/11/19	\$ 2,643,935	\$ -	
Los Angeles Unified	Los Angeles	Menlo Avenue Elementary	57/64733-00-705	01/14/19	\$ 4,440,414	\$ -	

SFP APPLICATIONS
Modernization School Facilities Program
- Workload as of February 29, 2020 -

District	County	Site Name	Application Number	OPSC Date Received	Estimated State Grant (a)	Financial Hardship (b)	Notification Occurred**
Los Angeles Unified	Los Angeles	Elizabeth Learning Center	57/64733-00-706	01/14/19	\$ 6,683,235	\$ -	
Los Angeles Unified	Los Angeles	Twenty-Eighth Street Elementary	57/64733-00-707	01/14/19	\$ 10,035,126	\$ -	
Los Angeles Unified	Los Angeles	Madison Elementary	57/64733-00-708	01/14/19	\$ 1,053,241	\$ -	
Los Angeles Unified	Los Angeles	Revere (Paul) Junior Midsite	57/64733-21-034	01/14/19	\$ 1,219,332	\$ -	
Lemoore Union High	Kings	Lemoore High	57/63982-00-004	01/15/19	\$ 1,004,112	\$ -	
Duarte Unified	Los Angeles	Royal Oaks STEAM Academy (K-8)	57/64469-00-012	01/15/19	\$ 1,258,856	\$ -	
South Whittier Elementary	Los Angeles	Lake Marie Elementary	57/65037-00-009	01/15/19	\$ 297,658	\$ -	
South Whittier Elementary	Los Angeles	Los Altos Elementary	57/65037-00-010	01/15/19	\$ 143,827	\$ -	
Galt Joint Union Elementary	Sacramento	River Oaks Elementary	57/67348-00-003	01/15/19	\$ 878,806	\$ -	
Wheatland Union High	Yuba	Wheatland Union High	57/72769-00-001	01/15/19	\$ 1,769,188	\$ -	
Capistrano Unified	Orange	Capistrano Valley High	57/66464-00-019	01/16/19	\$ 1,608,184	\$ -	
Lucia Mar Unified	San Luis Obispo	Grover Beach Elementary	57/68759-00-014	01/16/19	\$ 2,234,152	\$ -	
Lucia Mar Unified	San Luis Obispo	Harloe Elementary	57/68759-00-015	01/16/19	\$ 2,311,485	\$ -	
El Centro Elementary	Imperial	Harding Elementary	57/63123-00-015	01/18/19	\$ 1,700,340	\$ -	
South Pasadena Unified	Los Angeles	South Pasadena Senior High	57/65029-00-006	01/18/19	\$ 3,031,556	\$ -	
Chaffey Joint Union High	San Bernardino	Rancho Cucamonga High	57/67652-00-007	01/18/19	\$ 2,602,347	\$ -	
Hope Elementary	Tulare	Hope Elementary	57/71944-00-002	01/18/19	\$ 113,636	\$ 75,757	
Capistrano Unified	Orange	Dana Hills High	57/66464-00-020	01/22/19	\$ 1,832,693	\$ -	
Capistrano Unified	Orange	San Clemente High	57/66464-00-021	01/22/19	\$ 1,501,778	\$ -	
Capistrano Unified	Orange	Tesoro High	57/66464-00-022	01/22/19	\$ 1,938,922	\$ -	
Corona-Norco Unified	Riverside	John Adams Elementary	57/67033-00-018	01/22/19	\$ 1,565,633	\$ -	
Corona-Norco Unified	Riverside	Garretson Elementary	57/67033-00-019	01/22/19	\$ 1,169,780	\$ -	
Corona-Norco Unified	Riverside	Lincoln Fundamental Elementary	57/67033-00-020	01/22/19	\$ 1,169,780	\$ -	
Corona-Norco Unified	Riverside	Norco Elementary	57/67033-00-021	01/22/19	\$ 753,650	\$ -	
Temecula Valley Unified	Riverside	Rancho Vista High	57/75192-00-013	01/22/19	\$ 1,464,893	\$ -	
Temecula Valley Unified	Riverside	Susan H Nelson	57/75192-00-014	01/22/19	\$ 1,040,845	\$ -	
Pierce Joint Unified	Colusa	Arbuckle Elementary	57/61614-00-008	01/23/19	\$ 1,771,025	\$ -	
Pajaro Valley Unified	Santa Cruz	H A Hyde Elementary	57/69799-00-025	01/23/19	\$ 1,856,309	\$ -	
Ventura County Office of Education	Ventura	Dean Triggs School	57/10561-00-007	01/24/19	\$ 17,762	\$ 11,842	
Fremont Unified	Alameda	Steven Millard Elementary	57/61176-00-043	01/24/19	\$ 582,885	\$ -	
Fremont Unified	Alameda	Mission San Jose Elementary	57/61176-00-044	01/24/19	\$ 1,448,830	\$ -	
Duarte Unified	Los Angeles	Beardslee Dual Language Immersion Academy (PK-8)	57/64469-00-013	01/24/19	\$ 1,899,981	\$ -	
Anaheim Elementary	Orange	Roosevelt (Theodore) Elementary	57/66423-00-033	01/24/19	\$ 6,206,326	\$ -	
Chino Valley Unified	San Bernardino	Rolling Ridge Elementary	57/67678-00-028	01/24/19	\$ 3,126,978	\$ -	
Chino Valley Unified	San Bernardino	Country Springs Elementary	57/67678-00-029	01/24/19	\$ 3,261,560	\$ -	
Del Norte County Unified	Del Norte	Crescent Elk Middle	57/61820-00-008	01/25/19	\$ 1,243,880	\$ -	
Lemoore Union High	Kings	Lemoore High	57/63982-00-005	01/25/19	\$ 1,410,412	\$ -	
Madera Unified	Madera	Madera South High	57/65243-00-007	01/25/19	\$ 4,674,702	\$ -	
Kentfield Elementary	Marin	Anthony G Bacich Elementary	57/65334-00-004	01/25/19	\$ 1,263,559	\$ -	
Huntington Beach City Elementary	Orange	Ethel Dwyer Middle	57/66530-00-020	01/25/19	\$ 2,955,708	\$ -	
San Diego Unified	San Diego	Boone Elementary	57/68338-00-232	01/25/19	\$ 9,903	\$ -	
San Diego Unified	San Diego	Hickman Elementary	57/68338-00-233	01/25/19	\$ 1,434,996	\$ -	
San Diego Unified	San Diego	Penn Elementary	57/68338-00-234	01/25/19	\$ 1,578,960	\$ -	
San Diego Unified	San Diego	Spreckels Elementary	57/68338-00-235	01/25/19	\$ 821,988	\$ -	
San Diego Unified	San Diego	De Portola Middle	57/68338-00-236	01/25/19	\$ 3,561,465	\$ -	
San Diego Unified	San Diego	Bethune K-8	57/68338-00-237	01/25/19	\$ 3,189,468	\$ -	
San Diego Unified	San Diego	La Jolla High	57/68338-00-238	01/25/19	\$ 4,024,308	\$ -	
San Diego Unified	San Diego	Riley	57/68338-00-239	01/25/19	\$ 1,999,658	\$ -	
San Diego Unified	San Diego	Emerson Bandini Elementary	57/68338-00-240	01/25/19	\$ 4,168,015	\$ -	
San Diego Unified	San Diego	Zamorano Elementary	57/68338-00-241	01/25/19	\$ 1,843,377	\$ -	
San Diego Unified	San Diego	Sandburg Elementary	57/68338-00-242	01/25/19	\$ 1,750,788	\$ -	
San Diego Unified	San Diego	Serra High	57/68338-00-243	01/25/19	\$ 3,050,850	\$ -	
San Diego Unified	San Diego	Mira Mesa High	57/68338-00-244	01/25/19	\$ 7,499,848	\$ -	
San Diego Unified	San Diego	Standley Middle	57/68338-00-245	01/25/19	\$ 1,655,344	\$ -	
San Diego Unified	San Diego	Pacific View (Lee) Elementary	57/68338-00-246	01/25/19	\$ 1,068,120	\$ -	
San Diego Unified	San Diego	Mira Mesa High	57/68338-00-247	01/25/19	\$ 1,864,990	\$ -	
San Diego Unified	San Diego	Morse High	57/68338-00-248	01/25/19	\$ 726,703	\$ -	
San Diego Unified	San Diego	Miramar Ranch Elementary	57/68338-00-249	01/25/19	\$ 766,260	\$ -	
San Diego Unified	San Diego	Franklin Elementary	57/68338-00-250	01/25/19	\$ 1,202,796	\$ -	
San Diego Unified	San Diego	Vista Grande Elementary	57/68338-00-251	01/25/19	\$ 520,128	\$ -	
San Diego Unified	San Diego	De Portola Middle	57/68338-00-252	01/25/19	\$ 3,561,465	\$ -	
San Diego Unified	San Diego	Doyle Elementary	57/68338-00-253	01/25/19	\$ 445,824	\$ -	

SFP APPLICATIONS
Modernization School Facilities Program
- Workload as of February 29, 2020 -

District	County	Site Name	Application Number	OPSC Date Received	Estimated State Grant (a)	Financial Hardship (b)	Notification Occurred**
San Diego Unified	San Diego	University City High	57/68338-00-254	01/25/19	\$ 2,778,192	\$ -	-
San Diego Unified	San Diego	Iftin Charter	57/68338-00-255	01/25/19	\$ 2,674,944	\$ -	-
Garden Grove Unified	Orange	Thomas Paine Elementary	57/66522-00-090	01/28/19	\$ 1,038,367	\$ -	-
Sonora Elementary	Tuolumne	Sonora Elementary	57/72371-00-005	01/28/19	\$ 1,990,027	\$ -	-
Duarte Unified	Los Angeles	Duarte High	57/64469-00-014	01/29/19	\$ 804,640	\$ -	-
San Rafael City Elementary	Marin	Laurel Dell Elementary	57/65458-00-013	01/29/19	\$ 1,725,432	\$ -	-
Fairfield-Suisun Unified	Solano	K I Jones Elementary	57/70540-00-022	01/29/19	\$ 3,272,209	\$ -	-
Waukena Joint Union Elementary	Tulare	Waukena Joint Union Elementary	57/72264-00-001	01/29/19	\$ 170,358	\$ 113,572	-
Rescue Union Elementary	El Dorado	Rescue Elementary	57/61978-00-007	01/30/19	\$ 1,130,547	\$ -	-
Los Angeles Unified	Los Angeles	Ninety-Third Street Elementary	57/64733-00-709	01/30/19	\$ 3,491,576	\$ -	-
Fremont Unified	Alameda	Harvey Green Elementary	57/61176-00-045	01/31/19	\$ 620,916	\$ -	-
Fremont Unified	Alameda	Forest Park Elementary	57/61176-00-046	01/31/19	\$ 641,798	\$ -	-
Fremont Unified	Alameda	J Haley Durham Elementary	57/61176-00-047	01/31/19	\$ 638,231	\$ -	-
Fremont Unified	Alameda	Joshua Chadbourne Elementary	57/61176-00-048	01/31/19	\$ 829,945	\$ -	-
Wasco Union High	Kern	Wasco High	57/63859-00-001	01/31/19	\$ 1,200,674	\$ -	-
Brittan Elementary	Sutter	Brittan Elementary	57/71357-00-003	01/31/19	\$ 1,386,987	\$ 924,658	-
Fremont Unified	Alameda	Warwick Elementary	57/61176-00-049	02/01/19	\$ 836,828	\$ -	-
West Contra Costa Unified	Contra Costa	Crespi Junior High	57/61796-00-053	02/01/19	\$ 3,482,164	\$ -	-
Edison Elementary	Kern	Orangewood Elementary	57/63438-00-003	02/01/19	\$ 412,895	\$ 275,263	-
Edison Elementary	Kern	Edison Middle	57/63438-00-004	02/01/19	\$ 69,429	\$ 46,286	-
Newport-Mesa Unified	Orange	College Park Elementary	57/66597-00-044	02/01/19	\$ 2,214,508	\$ -	-
Newport-Mesa Unified	Orange	Pomona Elementary	57/66597-00-045	02/01/19	\$ 1,189,179	\$ -	-
Santa Ana Unified	Orange	Martin Luther King Jr Elementary	57/66670-00-059	02/01/19	\$ 4,421,914	\$ -	-
San Diego Unified	San Diego	Foster Elementary	57/68338-00-256	02/01/19	\$ 334,368	\$ -	-
San Diego Unified	San Diego	Chesterton Elementary	57/68338-00-257	02/01/19	\$ 292,572	\$ -	-
San Diego Unified	San Diego	Garfield Elementary	57/68338-00-258	02/01/19	\$ 2,509,653	\$ -	-
San Diego Unified	San Diego	Bethune K-8	57/68338-00-259	02/01/19	\$ 3,189,468	\$ -	-
San Diego Unified	San Diego	Millennial Tech Middle	57/68338-00-260	02/01/19	\$ 2,544,969	\$ -	-
San Diego Unified	San Diego	Mira Mesa High	57/68338-00-261	02/01/19	\$ 1,864,990	\$ -	-
San Diego Unified	San Diego	Oak Park Elementary	57/68338-00-262	02/01/19	\$ 154,698	\$ -	-
San Diego Unified	San Diego	Perry Elementary	57/68338-00-263	02/01/19	\$ 250,776	\$ -	-
San Diego Unified	San Diego	Millennial Tech Middle	57/68338-00-264	02/01/19	\$ 2,544,969	\$ -	-
San Diego Unified	San Diego	Holmes Elementary	57/68338-00-265	02/01/19	\$ 1,086,696	\$ -	-
Livermore Valley Joint Unified	Alameda	Emma C Smith Elementary	57/61200-00-021	02/04/19	\$ 806,840	\$ -	-
Livermore Valley Joint Unified	Alameda	Sunset Elementary	57/61200-00-022	02/04/19	\$ 954,394	\$ -	-
Livermore Valley Joint Unified	Alameda	Livermore High	57/61200-00-023	02/04/19	\$ 6,138,167	\$ -	-
Livermore Valley Joint Unified	Alameda	Granada High	57/61200-00-024	02/04/19	\$ 14,488,238	\$ -	-
Livermore Valley Joint Unified	Alameda	Junction K-8	57/61200-00-025	02/04/19	\$ 1,042,102	\$ -	-
Livermore Valley Joint Unified	Alameda	Rancho Las Positas Elementary	57/61200-00-026	02/04/19	\$ 731,931	\$ -	-
Livermore Valley Joint Unified	Alameda	Jackson Avenue Elementary	57/61200-00-027	02/04/19	\$ 425,578	\$ -	-
Livermore Valley Joint Unified	Alameda	Leo R Croce Elementary	57/61200-00-028	02/04/19	\$ 1,635,895	\$ -	-
Livermore Valley Joint Unified	Alameda	Arroyo Seco Elementary	57/61200-00-029	02/04/19	\$ 1,029,485	\$ -	-
Los Angeles Unified	Los Angeles	Alain Leroy Locke College Preparatory Academy	57/64733-00-710	02/04/19	\$ 3,102,815	\$ -	-
Los Angeles Unified	Los Angeles	Serrania Avenue Elementary	57/64733-00-711	02/04/19	\$ 567,652	\$ -	-
Los Angeles Unified	Los Angeles	Thirty-Second Street USC Performing Arts	57/64733-00-712	02/04/19	\$ 3,722,787	\$ -	-
Los Angeles Unified	Los Angeles	Belvedere Middle	57/64733-09-011	02/04/19	\$ 530,839	\$ -	-
Los Angeles Unified	Los Angeles	Palisades Charter Elementary	57/64733-47-012	02/04/19	\$ 696,398	\$ -	-
San Bernardino City Unified	San Bernardino	Sierra High	57/67876-00-109	02/04/19	\$ 2,676,097	\$ -	-
Fremont Unified	Alameda	Tom Maloney Elementary	57/61176-00-050	02/05/19	\$ 619,428	\$ -	-
Fremont Unified	Alameda	Cabrillo Elementary	57/61176-00-051	02/05/19	\$ 590,224	\$ -	-
Los Angeles Unified	Los Angeles	Chatsworth Charter High	57/64733-00-713	02/05/19	\$ 7,480,405	\$ -	-
William S. Hart Union High	Los Angeles	William S Hart High	57/65136-00-013	02/05/19	\$ 4,608,312	\$ -	-
San Diego Unified	San Diego	Tierasanta Elementary	57/68338-00-266	02/05/19	\$ 928,800	\$ -	-
Lucia Mar Unified	San Luis Obispo	Nipomo Elementary	57/68759-00-016	02/05/19	\$ 1,371,741	\$ -	-
Garden Grove Unified	Orange	Bryant Elementary	57/66522-00-091	02/06/19	\$ 513,322	\$ -	-
Garden Grove Unified	Orange	Woodbury Elementary	57/66522-00-092	02/06/19	\$ 645,227	\$ -	-
San Juan Unified	Sacramento	Del Paso Manor Elementary	57/67447-00-069	02/06/19	\$ 3,154,346	\$ -	-
Morgan Hill Unified	Santa Clara	Lewis H Britton Middle	57/69583-00-014	02/06/19	\$ 5,996,563	\$ -	-
Alameda Unified	Alameda	Lincoln Middle	57/61119-00-022	02/08/19	\$ 338,327	\$ -	-
Fountain Valley Elementary	Orange	Playvan (Urban H) Elementary	57/66498-00-013	02/08/19	\$ 1,080,941	\$ -	-
Red Bluff Joint Union High	Tehama	Red Bluff High	57/71639-00-004	02/08/19	\$ 8,377,107	\$ -	-
Temecula Valley Unified	Riverside	Vail Elementary	57/75192-00-015	02/08/19	\$ 2,704,612	\$ -	-

SFP APPLICATIONS
Modernization School Facilities Program
- Workload as of February 29, 2020 -

District	County	Site Name	Application Number	OPSC Date Received	Estimated State Grant (a)	Financial Hardship (b)	Notification Occurred**
Berkeley Unified	Alameda	Washington Elementary	57/61143-00-023	02/11/19	\$ 1,601,011	\$ -	
Bakersfield City	Kern	Voorhies Elementary	57/63321-00-017	02/11/19	\$ 4,528,560	\$ -	
Los Angeles Unified	Los Angeles	Northridge Middle	57/64733-00-714	02/11/19	\$ 3,303,498	\$ -	
Los Angeles Unified	Los Angeles	Sylmar High	57/64733-00-715	02/11/19	\$ 4,850,619	\$ -	
Los Angeles Unified	Los Angeles	Carpenter Community Charter	57/64733-00-716	02/11/19	\$ 539,095	\$ -	
Los Angeles Unified	Los Angeles	John Muir Middle	57/64733-14-004	02/11/19	\$ 2,652,764	\$ -	
Corning Union High	Tehama	Corning High	57/71506-00-002	02/11/19	\$ 1,533,448	\$ -	
Davis Joint Unified	Yolo	North Davis Elementary	57/72678-00-016	02/11/19	\$ 669,113	\$ -	
Davis Joint Unified	Yolo	Valley Oak Elementary	57/72678-00-017	02/11/19	\$ 951,148	\$ -	
Del Norte County Unified	Del Norte	Pine Grove Elementary	57/61820-00-009	02/12/19	\$ 156,735	\$ 104,490	
Del Norte County Unified	Del Norte	Bess Maxwell Elementary	57/61820-00-010	02/12/19	\$ 193,436	\$ 128,957	
Del Norte County Unified	Del Norte	Mary Peacock Elementary	57/61820-00-011	02/12/19	\$ 248,274	\$ 165,516	
Monterey Peninsula Unified	Monterey	Los Arboles Middle	57/66092-00-029	02/12/19	\$ 1,104,890	\$ -	
Etiwanda Elementary	San Bernardino	Caryn Elementary	57/67702-00-002	02/12/19	\$ 2,595,452	\$ -	
Fremont Unified	Alameda	Niles Elementary	57/61176-00-052	02/13/19	\$ 525,412	\$ -	
Red Bluff Joint Union High	Tehama	Red Bluff High	57/71639-00-003	02/13/19	\$ 8,160,399	\$ -	
Fresno Unified	Fresno	Irwin O Addicott Elementary	57/62166-00-142	02/14/19	\$ 889,302	\$ -	
Fresno Unified	Fresno	Fresno High	57/62166-00-143	02/14/19	\$ 417,237	\$ -	
Monterey Peninsula Unified	Monterey	Central Coast High	57/66092-00-030	02/14/19	\$ 157,663	\$ -	
Monterey Peninsula Unified	Monterey	Stilwell (Joseph W) Elementary	57/66092-00-031	02/14/19	\$ 828,437	\$ -	
Redwood City Elementary	San Mateo	North Star Academy	57/69005-00-006	02/14/19	\$ 694,190	\$ -	
East Side Union High	Santa Clara	Foothill High	57/69427-00-038	02/14/19	\$ 1,048,606	\$ -	
Brawley Elementary	Imperial	Barbara Worth Junior High	57/63073-00-004	02/15/19	\$ 591,616	\$ 394,410	
Brawley Elementary	Imperial	Miguel Hidalgo Elementary	57/63073-00-005	02/15/19	\$ 259,394	\$ 172,929	
Brawley Elementary	Imperial	Phil D Swing Elementary	57/63073-00-006	02/15/19	\$ 107,415	\$ 71,610	
Brawley Elementary	Imperial	Myron D Witter Elementary	57/63073-00-007	02/15/19	\$ 323,175	\$ 215,450	
Brawley Elementary	Imperial	J W Oakley Elementary	57/63073-00-008	02/15/19	\$ 738,805	\$ 492,537	
Napa Valley Unified	Napa	El Centro Elementary	57/66266-00-032	02/15/19	\$ 621,034	\$ -	
San Bernardino City Unified	San Bernardino	North Park Elementary	57/67876-00-110	02/15/19	\$ 1,263,683	\$ -	
Davis Joint Unified	Yolo	Oliver Wendell Holmes Junior High	57/72678-00-018	02/15/19	\$ 1,513,033	\$ -	
Temecula Valley Unified	Riverside	James L Day Middle	57/75192-00-016	02/15/19	\$ 3,086,295	\$ -	
Del Norte County Unified	Del Norte	Mountain Elementary	57/61820-00-012	02/19/19	\$ 81,194	\$ 54,130	
Del Norte County Unified	Del Norte	Redwood Elementary	57/61820-00-013	02/19/19	\$ 132,303	\$ 88,202	
Del Norte County Unified	Del Norte	Smith River Elementary	57/61820-00-014	02/19/19	\$ 105,975	\$ 70,650	
Centinela Valley Union High	Los Angeles	Hawthorne High	57/64352-00-008	02/19/19	\$ 900,114	\$ -	
Downey Unified	Los Angeles	Rio San Gabriel Elementary	57/64451-00-032	02/19/19	\$ 2,440,923	\$ -	
Los Angeles Unified	Los Angeles	Corona Avenue Elementary	57/64733-00-717	02/19/19	\$ 8,172,218	\$ -	
Los Angeles Unified	Los Angeles	Manchester Avenue Elementary	57/64733-00-718	02/19/19	\$ 853,629	\$ -	
Moreno Valley Unified	Riverside	Landmark Middle	57/67124-00-011	02/19/19	\$ 6,394,314	\$ -	
Atascadero Unified	San Luis Obispo	Creston Elementary	57/68700-00-009	02/19/19	\$ 609,289	\$ -	
Dublin Unified	Alameda	Frederiksen Elementary	57/75093-00-016	02/19/19	\$ 532,488	\$ -	
West Park Elementary	Fresno	West Park Elementary	57/62539-00-001	02/20/19	\$ 2,451,741	\$ -	
Wasco Union High	Kern	Westside High (Continuation)	57/63859-00-002	02/20/19	\$ 4,563,812	\$ -	
Fountain Valley Elementary	Orange	Cox (James H) Elementary	57/66498-00-014	02/20/19	\$ 410,145	\$ -	
Fountain Valley Elementary	Orange	Oka (Isojuro) Elementary	57/66498-00-015	02/20/19	\$ 684,338	\$ -	
Ocean View	Orange	College View Elementary	57/66613-00-024	02/20/19	\$ 137,761	\$ -	
South San Francisco Unified	San Mateo	Alta Loma Middle	57/69070-00-022	02/20/19	\$ 480,530	\$ -	
Montecito Union Elementary	Santa Barbara	Montecito Union	57/69252-00-001	02/20/19	\$ 3,465,601	\$ 2,310,401	
Rosemead Elementary	Los Angeles	Emma W Shuey Elementary	57/64931-00-013	02/21/19	\$ 2,236,172	\$ -	
Rosemead Elementary	Los Angeles	Encinita Elementary	57/64931-00-014	02/21/19	\$ 2,744,406	\$ -	
San Rafael City Elementary	Marin	James B Davidson Middle	57/65458-00-014	02/21/19	\$ 2,375,446	\$ -	
Castro Valley Unified	Alameda	Castro Valley High	57/61150-00-027	02/22/19	\$ 4,392,880	\$ -	
Los Angeles Unified	Los Angeles	Christopher Columbus Middle	57/64733-00-719	02/22/19	\$ 5,588,324	\$ -	
Los Angeles Unified	Los Angeles	Phineas Banning Senior High	57/64733-00-720	02/22/19	\$ 5,499,604	\$ -	
Westminster Elementary	Orange	DeMille Elementary	57/66746-00-019	02/22/19	\$ 1,006,950	\$ -	
San Diego Unified	San Diego	Pacific Beach Middle	57/68338-00-267	02/22/19	\$ 3,742,898	\$ -	
San Diego Unified	San Diego	Longfellow K-8	57/68338-00-268	02/22/19	\$ 3,593,476	\$ -	
Los Angeles Unified	Los Angeles	San Pedro Senior High	57/64733-20-021	02/25/19	\$ 1,985,912	\$ -	
Los Angeles Unified	Los Angeles	University High	57/64733-21-035	02/25/19	\$ 14,715,719	\$ -	
Garden Grove Unified	Orange	Brookhurst Elementary	57/66522-00-093	02/25/19	\$ 856,739	\$ -	
Roseville Joint Union High	Placer	Roseville High	57/66928-00-005	02/25/19	\$ 9,190,283	\$ -	
Barstow Unified	San Bernardino	Montara Elementary	57/67611-00-005	02/25/19	\$ 492,636	\$ -	

SFP APPLICATIONS
Modernization School Facilities Program
- Workload as of February 29, 2020 -

District	County	Site Name	Application Number	OPSC Date Received	Estimated State Grant (a)	Financial Hardship (b)	Notification Occurred**
San Rafael City Elementary	Marin	San Pedro Elementary	57/65458-00-015	02/26/19	\$ 1,342,919	\$ -	
Chula Vista Elementary	San Diego	Harborside Elementary	57/68023-00-018	02/26/19	\$ 1,727,012	\$ -	
Chula Vista Elementary	San Diego	Sunnyside Elementary	57/68023-00-019	02/26/19	\$ 1,603,654	\$ -	
Grossmont Union High	San Diego	Mount Miguel High	57/68130-00-034	02/26/19	\$ 171,453	\$ -	
San Ramon Valley Unified	Contra Costa	San Ramon Valley High	57/61804-00-042	02/27/19	\$ 1,466,180	\$ -	
Newport-Mesa Unified	Orange	Newport Heights Elementary	57/66597-00-046	02/27/19	\$ 1,357,631	\$ -	
Riverside Unified	Riverside	Highgrove Elementary	57/67215-00-036	02/27/19	\$ 2,343,802	\$ -	
Ceres Unified	Stanislaus	Caswell Elementary	57/71043-00-016	02/27/19	\$ 806,252	\$ -	
Reef-Sunset Unified	Kings	Reef Sunset Middle	57/73932-00-010	02/27/19	\$ 1,683,520	\$ 1,122,347	
Castro Valley Unified	Alameda	Palomares Elementary	57/61150-00-028	02/28/19	\$ 219,553	\$ -	
San Ramon Valley Unified	Contra Costa	California High	57/61804-00-041	02/28/19	\$ 1,593,117	\$ -	
Sanger Unified	Fresno	Washington Academic Middle	57/62414-00-018	02/28/19	\$ 1,338,565	\$ -	
Los Angeles Unified	Los Angeles	Crenshaw Senior High	57/64733-00-721	02/28/19	\$ 13,126,327	\$ -	
Los Angeles Unified	Los Angeles	San Fernando Senior High	57/64733-73-006	02/28/19	\$ 1,028,847	\$ -	
Mountain View Elementary	Los Angeles	Baker Elementary	57/64816-00-001	02/28/19	\$ 6,818,888	\$ -	
Mountain View Elementary	Los Angeles	Willard F Payne Elementary	57/64816-00-002	02/28/19	\$ 2,822,355	\$ -	
Mountain View Elementary	Los Angeles	Parkview Elementary	57/64816-00-003	02/28/19	\$ 3,924,977	\$ -	
Mountain View Elementary	Los Angeles	Maxson Elementary	57/64816-00-004	02/28/19	\$ 4,447,828	\$ -	
Mountain View Elementary	Los Angeles	Alfred S Madrid Middle	57/64816-00-005	02/28/19	\$ 2,991,065	\$ -	
Mountain View Elementary	Los Angeles	Twin Lakes Elementary	57/64816-00-006	02/28/19	\$ 2,713,876	\$ -	
Mountain View Elementary	Los Angeles	La Primaria Elementary	57/64816-00-007	02/28/19	\$ 1,803,109	\$ -	
Mountain View Elementary	Los Angeles	Jerry Voorhis Elementary	57/64816-00-008	02/28/19	\$ 3,198,061	\$ -	
Manhattan Beach Unified	Los Angeles	Mira Costa High	57/75333-00-007	02/28/19	\$ 2,548,471	\$ -	
Gorman Joint School District	Los Angeles	Gorman Elementary	58/64584-00-001	08/19/19	\$ 52,652	\$ -	
Galt Joint Union Elementary	Sacramento	Marengo Ranch Elementary	58/67348-00-002	09/30/19	\$ 2,368,629	\$ -	
Temecula Valley Unified	Riverside	Vail Elementary	58/75192-00-001	10/15/19	\$ 394,879	\$ -	
Lancaster Elementary	Los Angeles	Joshua Elementary	58/64667-00-002*	11/27/19	\$ 1,918,863	\$ -	
Yreka Union High	Siskiyou	Yreka High	58/70516-00-001	12/04/19	\$ 1,097,536	\$ -	
Calexico Unified	Imperial	Calexico High	58/63099-00-001*	12/20/19	\$ 1,224,264	\$ -	
Del Norte County Unified	Del Norte	Pine Grove Elementary	58/61820-00-004	01/15/20	\$ 878,383	\$ -	
Del Norte County Unified	Del Norte	Del Norte High	58/61820-00-008	01/15/20	\$ 878,383	\$ -	
Richmond Elementary	Lassen	Richmond Elementary	58/64170-00-001	01/15/20	\$ 38,056	\$ -	
Los Angeles Unified	Los Angeles	Venice Senior High	58/64733-00-005*	02/07/20	\$ 720,104	\$ -	
Greenfield Union Elementary	Monterey	Mary Chapa Academy	58/66035-00-004	02/07/20	\$ 2,905,611	\$ -	
Greenfield Union Elementary	Monterey	Mary Chapa Academy	58/66035-00-006	02/07/20	\$ 122,725	\$ -	
Galt Joint Union High	Sacramento	Liberty Ranch High	58/67355-00-001	02/13/20	\$ 2,143,359	\$ -	

Summary of Modernization Funding	Total (in Dollars)
Estimated State Grant (Column F)	\$ 1,955,564,803
Financial Hardship (Column G)	\$ 39,018,331
Total of Estimated State Grant and Financial Hardship	\$ 1,994,583,135

Modernization Funding	Estimated State Grant	Financial Hardship
Funding Sub-totals	\$ 1,940,356,480	\$ 39,018,331
Facility Hardship - Non-Seismic	\$ 10,880,212	
Funding Total		\$ 1,990,255,023
Facility Hardship - Seismic	\$ 4,328,112	

(a) Represents estimated 60% state share of project including excessive cost grants. Seismic Mitigation Program projects represents the estimated 50% state share of project. Amounts shown have not been reviewed by OPSC for compliance with all School Facility Program requirements.

(b) Represents estimated financial hardship. Amounts shown have not been reviewed by OPSC for compliance with all School Facility Program requirements.

*Facility Hardship project requesting Seismic Mitigation Program funding.

**School districts have been notified that the Office of Public School Construction will begin processing the district's application in the near future.

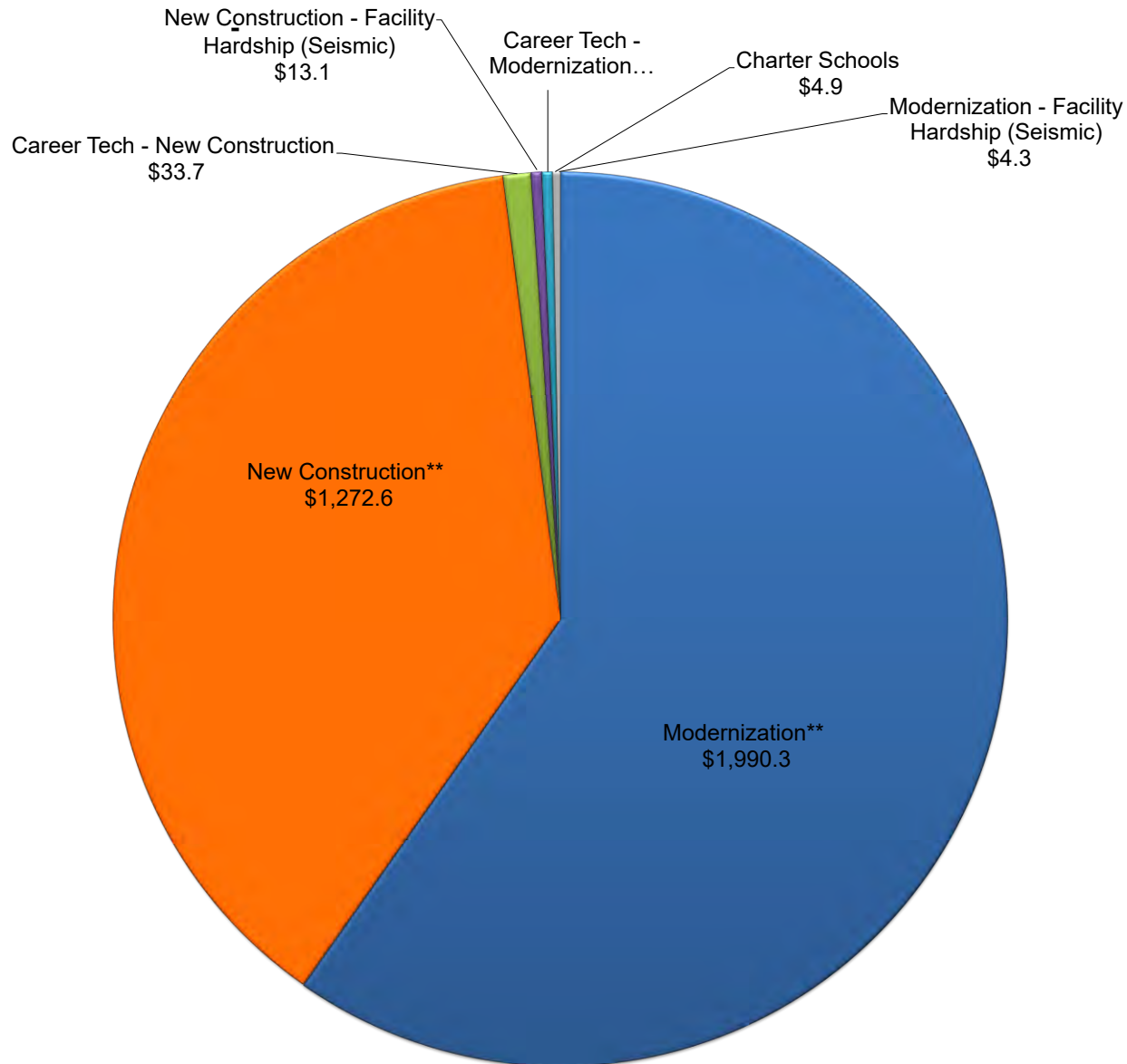
SFP APPLICATIONS
Career Technical Education Facilities Program
- Workload as of February 29, 2020 -

District	County	Site Name	Application Number	OPSC Date Received	Estimated State Grant (a)	Requested Loan Amount
West Contra Costa Unified	Contra Costa	De Anza Senior High	55/61796-01-003	09/06/19	\$ 462,308	\$ -
West Contra Costa Unified	Contra Costa	De Anza Senior High	55/61796-01-004	09/06/19	\$ 1,223,970	\$ -
West Contra Costa Unified	Contra Costa	El Cerrito Senior High	55/61796-02-002	09/06/19	\$ 1,037,417	\$ -
San Luis Coastal Unified	San Luis Obispo	San Luis Obispo High	59/68809-00-010	09/27/19	\$ 1,500,000	\$ -
San Luis Coastal Unified	San Luis Obispo	Morro Bay High	59/68809-00-011	09/27/19	\$ 1,500,000	\$ -
Sonoma Valley Unified	Sonoma	Sonoma Valley High	59/70953-00-003	10/11/19	\$ 1,500,000	\$ -
Santa Barbara Unified	Santa Barbara	Dos Pueblos High	55/76786-00-004	11/18/19	\$ 1,700,000	\$ -
Hacienda La Puente Unified	Los Angeles	Los Altos High	59/73445-00-003	11/21/19	\$ 1,231,659	\$ -
Center Joint Unified	Sacramento	Center High	59/73973-00-004	12/06/19	\$ 280,817	\$ -
Benicia Unified	Solano	Benicia High	55/70524-00-003	12/11/19	\$ 2,783,347	\$ -
Siskiyou Union High	Siskiyou	Mt. Shasta High	59/70466-00-003	12/11/19	\$ 493,923	\$ -
Los Alamitos Unified	Orange	Los Alamitos High	55/73924-00-002	12/17/19	\$ 1,445,589	\$ -
Liberty Union High	Contra Costa	Heritage High	55/61721-00-002	12/20/19	\$ 1,884,141	\$ -
West Covina Unified	Los Angeles	West Covina High	55/65094-00-005	01/14/20	\$ 3,000,000	\$ -
West Covina Unified	Los Angeles	Edgewood High	55/65094-00-006	01/14/20	\$ 3,000,000	\$ -
Santa Ynez Valley Union High	Santa Barbara	Santa Ynez Valley Union High	55/69328-00-002	02/06/20	\$ 3,000,000	\$ -
Jown Swett Unified	Contra Costa	John Swett High	59/61697-00-003	02/11/20	\$ 790,530	\$ -
Mission Valley ROP	Alameda	Mission Valley ROP	59/74021-00-002	02/11/20	\$ 450,000	\$ -
Laytonville Unified	Mendocino	Laytonville High	55/73916-00-002	02/14/20	\$ 2,807,615	\$ -
Davis Joint Unified	Yolo	Davis Senior High	55/72678-00-002	02/18/20	\$ 3,000,000	\$ -
Davis Joint Unified	Yolo	Davis Senior High	55/72678-00-003	02/18/20	\$ 1,683,299	\$ -
Davis Joint Unified	Yolo	Davis Senior High	59/72678-00-001	02/18/20	\$ 1,500,000	\$ -
Mammoth Unified	Mono	Mammoth High	59/73692-00-002	02/18/20	\$ 1,500,000	\$ -
Rocklin Unified	Placer	Whitney High	59/75085-00-006	02/18/20	\$ 1,500,000	\$ -
Del Norte County Unified	Del Norte	Del Norte High	55/61820-00-001	02/20/20	\$ 545,076	\$ -
Del Norte County Unified	Del Norte	Del Norte High	59/61820-00-001	02/20/20	\$ 177,987	\$ -
Del Norte County Unified	Del Norte	Del Norte High	59/61820-00-002	02/20/20	\$ 211,336	\$ -
Colton Joint Unified	San Bernardino	Colton High	55/67686-00-001	02/25/20	\$ 2,820,444	\$ -
Banning Unified	Riverside	Banning High	55/66985-00-003	02/27/20	\$ 3,000,000	\$ -
Poway Unified	San Diego	Poway High	55/68296-00-008	02/27/20	\$ 321,616	\$ -

Summary of CTE Funding	Total (in Dollars)
New Construction	\$ 33,714,822
Modernization	\$ 12,636,251
Total CTEFP	\$ 46,351,073

* OPSC has not yet reviewed the total grant requested and the total number of projects may exceed available bond authority. Placement on this list does not confirm funding.

School Facility Program Applications within Bond Authority*
- in millions of dollars, as of February 29, 2020-



*The projects on this report only represents completed applications that are awaiting Office of Public School Construction (OPSC) processing and scheduling to the State Allocation Board. It does not reflect the OPSC's complete workload or guarantee the project is within available bond authority.

** Includes Facility Hardship Non-Seismic applications.

This list includes future workload that is identified as:

- Pending reflects workload that has been processed by OPSC but awaiting further information/documentation from the district.
- Reviewing reflects currently being processed by OPSC.

INFORMATION ITEM

FULL-DAY KINDERGARTEN FACILITIES GRANT PROGRAM (as of February 29, 2020)

The applications on this list represent Full-Day Kindergarten Facilities Grant Program projects in date order received through February 29, 2020. These applications have been received and are currently being reviewed by the Office of Public School Construction.

Published monthly in the SAB Agenda.

This report is also located on the [OPSC Website](#)

Full-Day Kindergarten Facilities Grant Program
- Workload as of February 29, 2020 -

District	County	Site Name	Application Number	OPSC Date Received	Estimated State Grant (a)	Financial Hardship (b)	Estimated SAB Date
Chico Unified	Butte	Emma Wilson Elementary	70/61424-00-007	5/30/2019	\$ 1,251,446	TBD	TBD
Chico Unified	Butte	Mcmanus Elementary	70/61424-00-008	5/30/2019	\$ 1,668,595	TBD	TBD
Chico Unified	Butte	Marigold Elementary	70/61424-00-009	5/30/2019	\$ 1,668,595	TBD	TBD
Chico Unified	Butte	Neal Dow Elementary	70/61424-00-010	5/30/2019	\$ 414,149	TBD	TBD
Chico Unified	Butte	Sierra View Elementary	70/61424-00-011	5/30/2019	\$ 1,251,446	TBD	TBD
Chico Unified	Butte	Rosedale Elementary	70/61424-00-012	5/30/2019	\$ 1,668,595	TBD	TBD
Chico Unified	Butte	Hooker Oak Elementary	70/61424-00-013	5/30/2019	\$ 1,251,446	TBD	TBD
Martinez Unified	Contra Costa	John Muir Elementary	70/61739-00-002	5/30/2019	\$ 834,298	TBD	TBD
West Contra Costa Unified	Contra Costa	Wilson Elementary	70/61796-00-001	5/29/2019	\$ 1,251,446	TBD	TBD
Fowler Unified	Fresno	Marshall Elementary	70/62158-00-003	5/30/2019	\$ 2,920,041	TBD	TBD
Fowler Unified	Fresno	Malaga Elementary	70/62158-00-004	5/30/2019	\$ 834,298	TBD	TBD
Fresno Unified	Fresno	Addams Elementary	70/62166-00-006	5/9/2019	\$ 834,298	TBD	TBD
Fresno Unified	Fresno	Del Mar Elementary	70/62166-00-007	5/9/2019	\$ 1,251,446	TBD	TBD
Fresno Unified	Fresno	Ewing Elementary	70/62166-00-008	5/9/2019	\$ 1,668,595	TBD	TBD
Sanger Unified	Fresno	Lone Star Elementary	70/62414-00-005	5/20/2019	\$ 1,251,446	TBD	TBD
Sanger Unified	Fresno	Lincoln Elementary	70/62414-00-006	5/20/2019	\$ 834,298	TBD	TBD
Sanger Unified	Fresno	Wilson Elementary	70/62414-00-007	5/20/2019	\$ 834,298	TBD	TBD
Sanger Unified	Fresno	Madison Elementary	70/62414-00-008	5/20/2019	\$ 834,298	TBD	TBD
Sanger Unified	Fresno	John Wash Elementary	70/62414-00-009	5/20/2019	\$ 834,298	TBD	TBD
Selma Unified	Fresno	Andrew Jackson Elementary	70/62430-00-008	5/9/2019	\$ 1,668,595	TBD	TBD
Selma Unified	Fresno	Theodore Roosevelt Elementary	70/62430-00-009	5/9/2019	\$ 1,668,595	TBD	TBD
Selma Unified	Fresno	George Washington Elementary	70/62430-00-010	5/9/2019	\$ 1,668,595	TBD	TBD
Selma Unified	Fresno	Indianola Elementary	70/62430-00-011	5/9/2019	\$ 834,298	TBD	TBD
Selma Unified	Fresno	Woodrow Wilson Elementary	70/62430-00-012	5/9/2019	\$ 834,298	TBD	TBD
Selma Unified	Fresno	Garfield Elementary	70/62430-00-013	5/9/2019	\$ 834,298	TBD	TBD
Selma Unified	Fresno	Terry Elementary	70/62430-00-014	5/9/2019	\$ 417,149	TBD	TBD
El Centro Elementary	Imperial	Lincoln Elementary	70/63123-00-004	5/15/2019	\$ 834,298	TBD	TBD
El Centro Elementary	Imperial	Hendrick Elementary	70/63123-00-005	5/15/2019	\$ 834,298	TBD	TBD
El Centro Elementary	Imperial	Harding Elementary	70/63123-00-006	5/15/2019	\$ 834,298	TBD	TBD
Delano Union Elementary	Kern	Morningside Elementary	70/63404-00-006	5/9/2019	\$ 834,298	TBD	TBD
Delano Union Elementary	Kern	Terrace Elementary	70/63404-00-007	5/9/2019	\$ 417,149	TBD	TBD
Delano Union Elementary	Kern	Princeton Street Elementary	70/63404-00-008	5/9/2019	\$ 417,149	TBD	TBD
Greenfield Union	Kern	Palla Elementary	70/63503-00-002	5/15/2019	\$ 2,085,744	TBD	TBD
Greenfield Union	Kern	Plantation Elementary	70/63503-00-003	5/15/2019	\$ 834,298	TBD	TBD
Greenfield Union	Kern	Kendrick Elementary	70/63503-00-004	5/15/2019	\$ 1,251,446	TBD	TBD
Greenfield Union	Kern	Fairview Elementary	70/63503-00-005	5/15/2019	\$ 834,298	TBD	TBD
Greenfield Union	Kern	Valle Verde Elementary	70/63503-00-006	5/15/2019	\$ 2,085,744	TBD	TBD
Greenfield Union	Kern	Granite Pointe Elementary	70/63503-00-007	5/15/2019	\$ 1,251,446	TBD	TBD
Greenfield Union	Kern	Horizon Elementary	70/63503-00-008	5/15/2019	\$ 417,149	TBD	TBD
Southern Kern Unified	Kern	Westpark Elementary	70/63776-00-004	5/9/2019	\$ 1,668,595	TBD	TBD
Standard Elementary	Kern	Wingland Elementary	70/63792-00-005	5/14/2019	\$ 2,502,893	TBD	TBD
Standard Elementary	Kern	Highland Elementary	70/63792-00-006	5/14/2019	\$ 2,085,744	TBD	TBD
Armona Union Elementary	Kings	Armona Elementary	70/63875-00-002	5/13/2019	\$ 1,676,055	TBD	TBD
Hanford Elementary	Kings	Lincoln Elementary	70/63917-00-003	5/6/2019	\$ 1,258,906	TBD	TBD
Hanford Elementary	Kings	Monroe Elementary	70/63917-00-004	5/6/2019	\$ 841,758	TBD	TBD
Kit Carson Union Elementary	Kings	Kit Carson Elementary	70/63958-00-002	5/1/2019	\$ 424,609	TBD	TBD
Lennox Elementary	Los Angeles	Moffett Elementary	70/64709-00-002	5/23/2019	\$ 1,668,595	TBD	TBD
Lennox Elementary	Los Angeles	Dolores Huerta Elementary	70/64709-00-003	5/23/2019	\$ 1,668,595	TBD	TBD
Lennox Elementary	Los Angeles	Jefferson Elementary	70/64709-00-004	5/23/2019	\$ 3,337,190	TBD	TBD
San Marino Unified	Los Angeles	Carver Elementary	70/64964-00-001	5/30/2019	\$ 834,298	TBD	TBD
San Marino Unified	Los Angeles	Valentine Elementary	70/64964-00-002	5/30/2019	\$ 834,298	TBD	TBD
Sulphur Springs Union	Los Angeles	Pinetree Community	70/65045-00-010	5/9/2019	\$ 2,085,744	TBD	TBD
Sulphur Springs Union	Los Angeles	Mitchell Community	70/65045-00-011	5/9/2019	\$ 2,085,744	TBD	TBD

Full-Day Kindergarten Facilities Grant Program
- Workload as of February 29, 2020 -

District	County	Site Name	Application Number	OPSC Date Received	Estimated State Grant (a)	Financial Hardship (b)	Estimated SAB Date
Sulphur Springs Union	Los Angeles	Sulphur Springs Community	70/65045-00-012	5/9/2019	\$ 1,668,595	TBD	TBD
Sulphur Springs Union	Los Angeles	Leona Cox Community	70/65045-00-013	5/9/2019	\$ 1,251,446	TBD	TBD
Sulphur Springs Union	Los Angeles	Canyon Springs Community	70/65045-00-014	5/9/2019	\$ 1,251,446	TBD	TBD
Sulphur Springs Union	Los Angeles	Mint Canyon Community	70/65045-00-015	5/9/2019	\$ 1,251,446	TBD	TBD
Sulphur Springs Union	Los Angeles	Fair Oaks Ranch Community	70/65045-00-016	5/9/2019	\$ 2,920,041	TBD	TBD
Sulphur Springs Union	Los Angeles	Golden Oak Community	70/65045-00-017	5/9/2019	\$ 1,251,446	TBD	TBD
San Rafael City Schools	Marin	San Padro Elementary	70/65458-00-002	5/2/2019	\$ 1,668,595	TBD	TBD
Alisal Union	Monterey	Oscar F. Loya Elementary	70/65961-00-009	5/8/2019	\$ 1,251,446	TBD	TBD
Alisal Union	Monterey	Cesar E. Chavez Elementary	70/65961-00-010	5/8/2019	\$ 1,251,446	TBD	TBD
Alisal Union	Monterey	Creekside Elementary	70/65961-00-011	5/8/2019	\$ 1,251,446	TBD	TBD
Alisal Union	Monterey	Virginia Rocca Barton Elementary	70/65961-00-012	5/8/2019	\$ 1,251,446	TBD	TBD
Alisal Union	Monterey	Dr. Martin Luther King Jr Academy	70/65961-00-013	5/8/2019	\$ 834,298	TBD	TBD
Alisal Union	Monterey	John E. Steinbeck Elementary	70/65961-00-014	5/8/2019	\$ 834,298	TBD	TBD
Alisal Union	Monterey	Monte Bella Elementary	70/65961-00-015	5/8/2019	\$ 417,149	TBD	TBD
Alisal Union	Monterey	Alisal Community	70/65961-00-016	5/8/2019	\$ 417,149	TBD	TBD
Chualar Union Elementary	Monterey	Chualar Elementary	70/65995-00-001	5/28/2019	\$ 841,758	TBD	TBD
Salinas City Elementary	Monterey	University Park Elementary	70/66142-00-001	5/22/2019	\$ 2,085,744	TBD	TBD
Salinas City Elementary	Monterey	Henry F. Kammann Elementary	70/66142-00-002	5/22/2019	\$ 1,668,595	TBD	TBD
Salinas City Elementary	Monterey	Los Padres Elementary	70/66142-00-003	5/22/2019	\$ 1,668,595	TBD	TBD
Salinas City Elementary	Monterey	Mission Park Elementary	70/66142-00-004	5/22/2019	\$ 1,668,595	TBD	TBD
Salinas City Elementary	Monterey	Monterey Park Elementary	70/66142-00-005	5/22/2019	\$ 1,251,446	TBD	TBD
Anaheim Elementary	Orange	Roosevelt Elementary	70/66423-00-001	5/17/2019	\$ 417,149	TBD	TBD
Centralia Elementary	Orange	Los Coyotes Elementary	70/66472-00-006	5/9/2019	\$ 417,149	TBD	TBD
Centralia Elementary	Orange	Raymond Temple Elementary	70/66472-00-007	5/9/2019	\$ 1,251,446	TBD	TBD
Centralia Elementary	Orange	George B. Miller Elementary	70/66472-00-008	5/9/2019	\$ 417,149	TBD	TBD
Centralia Elementary	Orange	Dysinger Elementary	70/66472-00-009	5/9/2019	\$ 417,149	TBD	TBD
Centralia Elementary	Orange	San Marino Elementary	70/66472-00-010	5/9/2019	\$ 417,149	TBD	TBD
Santa Ana Unified	Orange	George Washington Elementary	70/66670-00-015	5/1/2019	\$ 2,502,893	TBD	TBD
Santa Ana Unified	Orange	Dr. Martin Luther King Jr Elementary	70/66670-00-016	5/1/2019	\$ 417,149	TBD	TBD
Santa Ana Unified	Orange	Thomas A. Edison Elementary	70/66670-00-017	5/1/2019	\$ 1,668,595	TBD	TBD
Santa Ana Unified	Orange	John Muir Fundamental Elementary	70/66670-00-018	5/1/2019	\$ 834,298	TBD	TBD
Santa Ana Unified	Orange	Pio Pico Elementary	70/66670-00-019	5/1/2019	\$ 834,298	TBD	TBD
Santa Ana Unified	Orange	Jim Thorpe Fundamental Elementary	70/66670-00-020	5/1/2019	\$ 1,251,446	TBD	TBD
Santa Ana Unified	Orange	Walker Elementary	70/66670-00-021	5/1/2019	\$ 417,149	TBD	TBD
Santa Ana Unified	Orange	James A. Garfield Elementary	70/66670-00-022	5/1/2019	\$ 1,251,446	TBD	TBD
Santa Ana Unified	Orange	Greenville Fundamental Elementary	70/66670-00-023	5/1/2019	\$ 1,668,595	TBD	TBD
Santa Ana Unified	Orange	Abraham Lincoln Elementary	70/66670-00-024	5/1/2019	\$ 1,668,595	TBD	TBD
Santa Ana Unified	Orange	Monte Vista Elementary	70/66670-00-025	5/1/2019	\$ 834,298	TBD	TBD
Santa Ana Unified	Orange	Theodore Roosevelt Elementary	70/66670-00-026	5/1/2019	\$ 834,298	TBD	TBD
Santa Ana Unified	Orange	Sepulveda Elementary	70/66670-00-027	5/1/2019	\$ 417,149	TBD	TBD
Santa Ana Unified	Orange	Woodrow Wilson Elementary	70/66670-00-028	5/1/2019	\$ 834,298	TBD	TBD
Alvord Unified	Riverside	Valley View Elementary	70/66977-00-014	5/1/2019	\$ 1,251,446	TBD	TBD
Alvord Unified	Riverside	Foothill Elementary	70/66977-00-015	5/1/2019	\$ 1,251,446	TBD	TBD
Alvord Unified	Riverside	Mcauliffe Elementary	70/66977-00-016	5/1/2019	\$ 1,668,595	TBD	TBD
Alvord Unified	Riverside	Promendade Elementary	70/66977-00-017	5/1/2019	\$ 1,251,446	TBD	TBD
Alvord Unified	Riverside	Terrace Elementary	70/66977-00-018	5/1/2019	\$ 1,668,595	TBD	TBD
Alvord Unified	Riverside	Orrenmaa Elementary	70/66977-00-019	5/1/2019	\$ 834,298	TBD	TBD
Alvord Unified	Riverside	Myra Linn Elementary	70/66977-00-020	5/1/2019	\$ 834,298	TBD	TBD
Alvord Unified	Riverside	Rosemary Kennedy Elementary	70/66977-00-021	5/1/2019	\$ 834,298	TBD	TBD
Alvord Unified	Riverside	Arlanza Elementary	70/66977-00-022	5/1/2019	\$ 834,298	TBD	TBD
Alvord Unified	Riverside	Collett Elementary	70/66977-00-023	5/1/2019	\$ 1,251,446	TBD	TBD
Alvord Unified	Riverside	Lake Hills Elementary	70/66977-00-024	5/1/2019	\$ 1,251,446	TBD	TBD
Alvord Unified	Riverside	La Granada Elementary	70/66977-00-025	5/1/2019	\$ 1,251,446	TBD	TBD

Full-Day Kindergarten Facilities Grant Program
- Workload as of February 29, 2020 -

District	County	Site Name	Application Number	OPSC Date Received	Estimated State Grant (a)	Financial Hardship (b)	Estimated SAB Date
Alvord Unified	Riverside	Twinhill Elementary	70/66977-00-026	5/1/2019	\$ 834,298	TBD	TBD
Desert Sands Unified	Riverside	Kennedy Elementary	70/67058-00-001	5/23/2019	\$ 620,850	TBD	TBD
Moreno Valley Unified	Riverside	Butterfield Elementary	70/67124-00-009	5/30/2019	\$ 1,251,446	TBD	TBD
Moreno Valley Unified	Riverside	Honey Hollow Elementary	70/67124-00-010	5/30/2019	\$ 1,251,446	TBD	TBD
Moreno Valley Unified	Riverside	North Ridge Elementary	70/67124-00-011	5/30/2019	\$ 1,251,446	TBD	TBD
Moreno Valley Unified	Riverside	Ridge Crest Elementary	70/67124-00-012	5/30/2019	\$ 834,298	TBD	TBD
Moreno Valley Unified	Riverside	Seneca Elementary	70/67124-00-013	5/30/2019	\$ 834,298	TBD	TBD
Moreno Valley Unified	Riverside	Serrano Elementary	70/67124-00-014	5/30/2019	\$ 834,298	TBD	TBD
Moreno Valley Unified	Riverside	Bear Valley Elementary	70/67124-00-015	5/30/2019	\$ 417,149	TBD	TBD
Moreno Valley Unified	Riverside	Cloverdale Elementary	70/67124-00-016	5/30/2019	\$ 417,149	TBD	TBD
Moreno Valley Unified	Riverside	Creekside Elementary	70/67124-00-017	5/30/2019	\$ 417,149	TBD	TBD
Moreno Valley Unified	Riverside	Hidden Springs Elementary	70/67124-00-018	5/30/2019	\$ 417,149	TBD	TBD
Nuvview Union	Riverside	Valley View Elementary	70/67157-00-001	5/24/2019	\$ 841,758	TBD	TBD
Riverside Unified	Riverside	Highgrove Elementary	70/67215-00-001	5/14/2019	\$ 1,361,219	TBD	TBD
Riverside Unified	Riverside	Jefferson Elementary	70/67215-00-002	5/14/2019	\$ 1,668,595	TBD	TBD
Riverside Unified	Riverside	Madison Elementary	70/67215-00-003	5/15/2019	\$ 2,085,744	TBD	TBD
Riverside Unified	Riverside	Longfellow Elementary	70/67215-00-004	5/14/2019	\$ 2,085,744	TBD	TBD
Riverside Unified	Riverside	Monroe Elementary	70/67215-00-005	5/14/2019	\$ 2,085,744	TBD	TBD
Riverside Unified	Riverside	Adams Elementary	70/67215-00-006	5/14/2019	\$ 1,251,446	TBD	TBD
Riverside Unified	Riverside	Alcott Elementary	70/67215-00-007	5/14/2019	\$ 834,298	TBD	TBD
Riverside Unified	Riverside	Fremont Elementary	70/67215-00-008	5/14/2019	\$ 907,480	TBD	TBD
San Jacinto Unified	Riverside	San Jacinto Elementary	70/67249-00-001	5/24/2019	\$ 1,668,595	TBD	TBD
San Jacinto Unified	Riverside	Edward Hyatt Elementary	70/67249-00-002	5/24/2019	\$ 417,149	TBD	TBD
Robla Elementary	Sacramento	Bell Avenue Elementary	70/67421-00-004	5/9/2019	\$ 841,758	TBD	TBD
Robla Elementary	Sacramento	Glenwood Elementary	70/67421-00-005	5/9/2019	\$ 1,258,906	TBD	TBD
Robla Elementary	Sacramento	Taylor Street Elementary	70/67421-00-006	5/9/2019	\$ 841,758	TBD	TBD
Hollister	San Benito	Calaveras Elementary	70/67470-00-005	5/30/2019	\$ 1,668,595	TBD	TBD
Hollister	San Benito	Ro Hardin Elementary	70/67470-00-006	5/30/2019	\$ 1,668,595	TBD	TBD
Hollister	San Benito	Gabilan Hills Elementary/Hdla	70/67470-00-007	5/30/2019	\$ 2,085,744	TBD	TBD
Hollister	San Benito	Cerra Vista Elementary	70/67470-00-008	5/30/2019	\$ 2,085,744	TBD	TBD
Colton Joint Unified	San Bernardino	Mckinley Elementary	70/67686-00-001	5/30/2019	\$ 834,298	TBD	TBD
Colton Joint Unified	San Bernardino	Ruth Grimes Elementary	70/67686-00-002	5/30/2019	\$ 1,251,446	TBD	TBD
Colton Joint Unified	San Bernardino	Wilson Elementary	70/67686-00-003	5/30/2019	\$ 834,298	TBD	TBD
Colton Joint Unified	San Bernardino	Rogers Elementary	70/67686-00-004	5/30/2019	\$ 834,298	TBD	TBD
Colton Joint Unified	San Bernardino	Crestmore Elementary	70/67686-00-005	5/30/2019	\$ 417,149	TBD	TBD
Colton Joint Unified	San Bernardino	Zimmerman Elementary	70/67686-00-006	5/30/2019	\$ 417,149	TBD	TBD
Cucamonga Elementary	San Bernardino	Cucamonga Elementary	70/67694-00-001	5/22/2019	\$ 1,258,906	TBD	TBD
Fontana Unified	San Bernardino	Locust Elementary	70/67710-00-021	5/30/2019	\$ 417,149	TBD	TBD
Fontana Unified	San Bernardino	Primrose Elementary	70/67710-00-022	5/30/2019	\$ 834,298	TBD	TBD
Fontana Unified	San Bernardino	Dorothy Grant Elementary	70/67710-00-023	5/30/2019	\$ 417,149	TBD	TBD
Fontana Unified	San Bernardino	Hemlock Elementary	70/67710-00-024	5/30/2019	\$ 834,298	TBD	TBD
Fontana Unified	San Bernardino	Poplar Elementary	70/67710-00-025	5/30/2019	\$ 834,298	TBD	TBD
Fontana Unified	San Bernardino	Sierra Lakes Elementary	70/67710-00-026	5/30/2019	\$ 417,149	TBD	TBD
Fontana Unified	San Bernardino	Oleander Elementary	70/67710-00-027	5/30/2019	\$ 1,668,595	TBD	TBD
Fontana Unified	San Bernardino	Porter Elementary	70/67710-00-028	5/30/2019	\$ 1,251,446	TBD	TBD
Fontana Unified	San Bernardino	Beech Elementary	70/67710-00-029	5/30/2019	\$ 834,298	TBD	TBD
Fontana Unified	San Bernardino	Palmetto Elementary	70/67710-00-030	5/30/2019	\$ 1,251,446	TBD	TBD
Fontana Unified	San Bernardino	Date Elementary	70/67710-00-031	5/30/2019	\$ 1,251,446	TBD	TBD
Fontana Unified	San Bernardino	Randall Pepper Elementary	70/67710-00-032	5/30/2019	\$ 834,298	TBD	TBD
Fontana Unified	San Bernardino	Citrus Elementary	70/67710-00-033	5/30/2019	\$ 834,298	TBD	TBD
Fontana Unified	San Bernardino	Cypress Elementary	70/67710-00-034	5/30/2019	\$ 1,251,446	TBD	TBD
Fontana Unified	San Bernardino	Canyon Crest Elementary	70/67710-00-035	5/30/2019	\$ 834,298	TBD	TBD
Fontana Unified	San Bernardino	Live Oak Elementary	70/67710-00-036	5/30/2019	\$ 834,298	TBD	TBD

Full-Day Kindergarten Facilities Grant Program
- Workload as of February 29, 2020 -

District	County	Site Name	Application Number	OPSC Date Received	Estimated State Grant (a)	Financial Hardship (b)	Estimated SAB Date
Fontana Unified	San Bernardino	West Randall Elementary	70/67710-00-037	5/30/2019	\$ 417,149	TBD	TBD
Fontana Unified	San Bernardino	N. Tamarind Elementary	70/67710-00-038	5/30/2019	\$ 417,149	TBD	TBD
Rialto Unified	San Bernardino	Lm Preston Elementary	70/67850-00-005	5/29/2019	\$ 417,149	TBD	TBD
Rialto Unified	San Bernardino	Trapp Elementary	70/67850-00-006	5/29/2019	\$ 417,149	TBD	TBD
Dehesa Elementary	San Diego	Dehesa Elementary	70/68049-00-002	5/15/2019	\$ 841,758	TBD	TBD
Escondido Union Elementary	San Diego	Orange Glen Elementary	70/68098-00-001	5/22/2019	\$ 1,251,446	TBD	TBD
Mountain Empire Unified	San Diego	Campo Elementary	70/68213-00-005	5/21/2019	\$ 834,298	TBD	TBD
Mountain Empire Unified	San Diego	Clover Flat Elementary	70/68213-00-006	5/21/2019	\$ 834,298	TBD	TBD
Mountain Empire Unified	San Diego	Potrero Elementary	70/68213-00-007	5/21/2019	\$ 834,298	TBD	TBD
Mountain Empire Unified	San Diego	Descanso Elementary	70/68213-00-008	5/21/2019	\$ 834,298	TBD	TBD
Santee Elementary	San Diego	Sycamore Canyon Elementary	70/68361-00-006	5/23/2019	\$ 1,258,906	TBD	TBD
Santee Elementary	San Diego	Pride Academy	70/68361-00-007	5/23/2019	\$ 1,258,906	TBD	TBD
Santee Elementary	San Diego	Carlton Hills Elementary	70/68361-00-008	5/23/2019	\$ 1,258,906	TBD	TBD
Santee Elementary	San Diego	Cajon Park Elementary	70/68361-00-009	5/23/2019	\$ 1,258,906	TBD	TBD
Lincoln Unified	San Joaquin	John R. Williams	70/68569-00-001	5/2/2019	\$ 417,149	TBD	TBD
Lincoln Unified	San Joaquin	Brookside Elementary	70/68569-00-002	5/2/2019	\$ 417,149	TBD	TBD
Lincoln Unified	San Joaquin	Don Riggio	70/68569-00-003	5/2/2019	\$ 417,149	TBD	TBD
Lucia Mar Unified	San Luis Obispo	Dorthea Lange Elementary	70/68759-00-003	5/1/2019	\$ 834,298	TBD	TBD
Lucia Mar Unified	San Luis Obispo	Dana Elementary	70/68759-00-004	5/1/2019	\$ 834,298	TBD	TBD
Lucia Mar Unified	San Luis Obispo	Shell Beach Elementary	70/68759-00-005	5/29/2019	\$ 834,298	TBD	TBD
College Elementary	Santa Barbara	College Elementary	70/69179-00-001	5/28/2019	\$ 424,609	TBD	TBD
Lompoc Unified	Santa Barbara	Arthur Hapgood Elementary	70/69229-00-001	5/24/2019	\$ 1,251,446	TBD	TBD
Lompoc Unified	Santa Barbara	La Canada Elementary	70/69229-00-002	5/24/2019	\$ 1,251,446	TBD	TBD
Lompoc Unified	Santa Barbara	Miguelito Elementary	70/69229-00-003	5/24/2019	\$ 1,251,446	TBD	TBD
Lompoc Unified	Santa Barbara	Leonora Fillmore Elementary	70/69229-00-004	5/24/2019	\$ 834,298	TBD	TBD
Lompoc Unified	Santa Barbara	Buena Vista Elementary	70/69229-00-005	5/24/2019	\$ 834,298	TBD	TBD
Lompoc Unified	Santa Barbara	Clarence Ruth Elementary	70/69229-00-006	5/24/2019	\$ 834,298	TBD	TBD
Lompoc Unified	Santa Barbara	La Honda Elementary	70/69229-00-007	5/24/2019	\$ 834,298	TBD	TBD
Lompoc Unified	Santa Barbara	Crestview Elementary	70/69229-00-008	5/24/2019	\$ 834,298	TBD	TBD
Lompoc Unified	Santa Barbara	Los Berros Elementary	70/69229-00-009	5/24/2019	\$ 834,298	TBD	TBD
Luther Burbank Elementary	Santa Clara	Luther Burbank Elementary	70/69542-00-002	5/9/2019	\$ 1,258,906	TBD	TBD
Morgan Hill Unified	Santa Clara	Nordstrom Elementary	70/69583-00-004	5/30/2019	\$ 2,085,744	TBD	TBD
Morgan Hill Unified	Santa Clara	Jackson Academy	70/69583-00-005	5/30/2019	\$ 1,251,446	TBD	TBD
Morgan Hill Unified	Santa Clara	San Martin/Gwinn Elementary	70/69583-00-006	5/30/2019	\$ 1,251,446	TBD	TBD
San Jose Unified	Santa Clara	BooksIn Elementary	70/69666-00-001	5/7/2019	\$ 1,668,595	TBD	TBD
San Jose Unified	Santa Clara	Los Alamitos Elementary	70/69666-00-002	5/7/2019	\$ 1,251,446	TBD	TBD
Union Elementary	Santa Clara	Guadalupe Elementary	70/69708-00-001	5/30/2019	\$ 834,298	TBD	TBD
Pajaro Valley Unified	Santa Cruz	Hall District Elementary	70/69799-00-001	5/30/2019	\$ 1,251,446	TBD	TBD
Pajaro Valley Unified	Santa Cruz	Calabasas Elementary	70/69799-00-002	5/30/2019	\$ 2,085,744	TBD	TBD
Pajaro Valley Unified	Santa Cruz	Amesti Elementary	70/69799-00-003	5/30/2019	\$ 1,668,595	TBD	TBD
Pajaro Valley Unified	Santa Cruz	Starlight Elementary	70/69799-00-004	5/30/2019	\$ 2,085,744	TBD	TBD
Pajaro Valley Unified	Santa Cruz	Freedom Elementary	70/69799-00-005	5/30/2019	\$ 1,251,446	TBD	TBD
Pajaro Valley Unified	Santa Cruz	Ann Soldo Elementary	70/69799-00-006	5/30/2019	\$ 834,298	TBD	TBD
Pajaro Valley Unified	Santa Cruz	H.A. Hyde Elementary	70/69799-00-007	5/30/2019	\$ 1,251,446	TBD	TBD
Pajaro Valley Unified	Santa Cruz	Mar Vista Elementary	70/69799-00-008	5/30/2019	\$ 834,298	TBD	TBD
Pajaro Valley Unified	Santa Cruz	Radcliff Elementary	70/69799-00-009	5/30/2019	\$ 1,668,595	TBD	TBD
Pajaro Valley Unified	Santa Cruz	Mintie White Elementary	70/69799-00-010	5/30/2019	\$ 2,085,744	TBD	TBD
Pajaro Valley Unified	Santa Cruz	T.S. Macquiddy Elementary	70/69799-00-011	5/30/2019	\$ 1,251,446	TBD	TBD
Pajaro Valley Unified	Santa Cruz	Landmark Elementary	70/69799-00-012	5/30/2019	\$ 1,251,446	TBD	TBD
Pajaro Valley Unified	Santa Cruz	Bradley Elementary	70/69799-00-013	5/30/2019	\$ 1,251,446	TBD	TBD
Pajaro Valley Unified	Santa Cruz	Ohlone Elementary	70/69799-00-014	5/30/2019	\$ 417,149	TBD	TBD
Pajaro Valley Unified	Santa Cruz	Valencia Elementary	70/69799-00-015	5/30/2019	\$ 1,668,595	TBD	TBD
Pajaro Valley Unified	Santa Cruz	Rio Del Mar Elementary	70/69799-00-016	5/30/2019	\$ 834,298	TBD	TBD

Full-Day Kindergarten Facilities Grant Program
- Workload as of February 29, 2020 -

District	County	Site Name	Application Number	OPSC Date Received	Estimated State Grant (a)	Financial Hardship (b)	Estimated SAB Date
Pajaro Valley Unified	Santa Cruz	Alianza Charter	70/69799-00-017	5/30/2019	\$ 1,668,595	TBD	TBD
Fairfield-Suisun Unified	Solano	Suisun Elementary	70/70540-00-003	5/2/2019	\$ 834,298	TBD	TBD
Fairfield-Suisun Unified	Solano	David Weir Elementary	70/70540-00-004	5/2/2019	\$ 417,149	TBD	TBD
Vacaville Unified	Solano	Edwin Markham Elementary	70/70573-00-002	5/2/2019	\$ 2,085,744	TBD	TBD
Ceres Unified	Stanislaus	Sam Vaughn Elementary	70/71043-00-002	5/23/2019	\$ 824,047	TBD	TBD
Cutler-Orosi Joint Unified	Tulare	Palm Elementary	70/71860-00-005	5/1/2019	\$ 2,502,893	TBD	TBD
Lindsay Unified	Tulare	Jefferson Elementary	70/71993-00-007	5/9/2019	\$ 834,298	TBD	TBD
Lindsay Unified	Tulare	Reagan Elementary	70/71993-00-008	5/9/2019	\$ 834,298	TBD	TBD
Lindsay Unified	Tulare	Kennedy Elementary	70/71993-00-009	5/9/2019	\$ 417,149	TBD	TBD
Sequoia Union Elementary	Tulare	Sequoia Elementary	70/72116-00-001	5/20/2019	\$ 841,758	TBD	TBD
Tulare City Elementary	Tulare	Roosevelt Elementary	70/72231-00-002	5/6/2019	\$ 2,510,353	TBD	TBD
Visalia Unified	Tulare	Goshen Elementary	70/72256-00-002	5/13/2019	\$ 1,676,055	TBD	TBD
Sonora Elementary	Toulumne	Sonora Elementary	70/72371-00-002	5/7/2019	\$ 824,048	TBD	TBD
Oxnard Elementary	Ventura	Marina West Elementary	70/72538-00-005	5/9/2019	\$ 2,085,744	TBD	TBD
Oxnard Elementary	Ventura	Rose Avenue Elementary	70/72538-00-006	5/9/2019	\$ 1,668,595	TBD	TBD
Oxnard Elementary	Ventura	Ramona Elementary	70/72538-00-007	5/9/2019	\$ 834,298	TBD	TBD
Oxnard Elementary	Ventura	Sierra Linda Elementary	70/72538-00-008	5/9/2019	\$ 2,502,893	TBD	TBD
Reef-Sunset Unified	Kings	Tamarack Elementary	70/73932-00-002	5/20/2019	\$ 1,668,595	TBD	TBD
Center Joint Unified	Sacramento	North Country Elementary	70/73973-00-006	5/9/2019	\$ 1,251,446	TBD	TBD
Center Joint Unified	Sacramento	Arthur Dudley Elementary	70/73973-00-007	5/9/2019	\$ 834,298	TBD	TBD
Center Joint Unified	Sacramento	Cyril Spinelli Elementary	70/73973-00-008	5/9/2019	\$ 834,298	TBD	TBD
Lake Elsinore Unified	Riverside	Railroad Canyon Elementary	70/75176-00-001	5/22/2019	\$ 1,648,095	TBD	TBD
Porterville Unified	Tulare	Santa Fe Elementary	70/75523-00-002	5/29/2019	\$ 1,676,055	TBD	TBD
Santa Barbara Unified	Santa Barbara	Adams Elementary	70/76786-00-002	5/9/2019	\$ 1,251,446	TBD	TBD
Santa Barbara Unified	Santa Barbara	Harding University Partnership	70/76786-00-003	5/9/2019	\$ 1,251,446	TBD	TBD
Upper Lake Unified	Lake	Upper Lake Elementary	70/76976-00-002	5/9/2019	\$ 1,258,906	TBD	TBD
Kelseyville Unified	Lake	Kelseyville Elementary	71/64014-00-002	5/23/2019	\$ 806,528	TBD	TBD
Los Nietos Elementary	Los Angeles	Nelson Elementary	71/64758-00-002	5/29/2019	\$ 359,828	TBD	TBD
Sulphur Springs Union	Los Angeles	Valley View Community	71/65045-00-001	5/9/2019	\$ 711,700	TBD	TBD
Whittier City	Los Angeles	Phelan Elementary	71/65110-00-003	5/13/2019	\$ 355,850	TBD	TBD
Whittier City	Los Angeles	Jackson Elementary	71/65110-00-004	5/13/2019	\$ 242,393	TBD	TBD
Whittier City	Los Angeles	Mill Elementary	71/65110-00-005	5/13/2019	\$ 121,196	TBD	TBD
Livingston Union	Merced	Campus Park Elementary	71/65748-00-001	5/30/2019	\$ 359,828	TBD	TBD
Livingston Union	Merced	Selma Herndon Elementary	71/65748-00-002	5/30/2019	\$ 893,603	TBD	TBD
Ocean View Elementary	Orange	Westmont Elementary	71/66613-00-001	5/13/2019	\$ 177,925	TBD	TBD
Ocean View Elementary	Orange	College View Elementary	71/66613-00-002	5/13/2019	\$ 177,925	TBD	TBD
Santa Ana Unified	Orange	Romero-Cruz Academy	71/66670-00-020	5/1/2019	\$ 242,393	TBD	TBD
Santa Ana Unified	Orange	George Washington Carver Elementary	71/66670-00-021	5/1/2019	\$ 242,393	TBD	TBD
Santa Ana Unified	Orange	Thomas Jefferson Elementary	71/66670-00-022	5/1/2019	\$ 363,589	TBD	TBD
Santa Ana Unified	Orange	Andrew Jackson Elementary	71/66670-00-023	5/1/2019	\$ 686,450	TBD	TBD
Santa Ana Unified	Orange	Martin R. Heninger Elementary	71/66670-00-024	5/1/2019	\$ 363,589	TBD	TBD
Santa Ana Unified	Orange	John Adams Elementary	71/66670-00-025	5/1/2019	\$ 242,393	TBD	TBD
Santa Ana Unified	Orange	John Muir Fundamental Elementary	71/66670-00-026	5/1/2019	\$ 363,589	TBD	TBD
Santa Ana Unified	Orange	Santiago Elementary	71/66670-00-027	5/1/2019	\$ 533,775	TBD	TBD
Santa Ana Unified	Orange	John C. Fremont Elementary	71/66670-00-028	5/1/2019	\$ 121,196	TBD	TBD
Santa Ana Unified	Orange	Heroes Elementary	71/66670-00-029	5/1/2019	\$ 121,196	TBD	TBD
Santa Ana Unified	Orange	John F. Kennedy Elementary	71/66670-00-030	5/1/2019	\$ 484,785	TBD	TBD
Santa Ana Unified	Orange	James Madison Elementary	71/66670-00-031	5/1/2019	\$ 1,245,475	TBD	TBD
Santa Ana Unified	Orange	Glenn L. Martin Elementary	71/66670-00-032	5/1/2019	\$ 484,785	TBD	TBD
Santa Ana Unified	Orange	William Howard Taft Elementary	71/66670-00-033	5/1/2019	\$ 121,196	TBD	TBD
Santa Ana Unified	Orange	Wallace R. Davis Elementary	71/66670-00-034	5/1/2019	\$ 355,850	TBD	TBD
Santa Ana Unified	Orange	Diamond Elementary	71/66670-00-035	5/1/2019	\$ 355,850	TBD	TBD
Santa Ana Unified	Orange	Carl Harvey Elementary	71/66670-00-036	5/1/2019	\$ 121,196	TBD	TBD

Full-Day Kindergarten Facilities Grant Program
- Workload as of February 29, 2020 -

District	County	Site Name	Application Number	OPSC Date Received	Estimated State Grant (a)	Financial Hardship (b)	Estimated SAB Date
Santa Ana Unified	Orange	Herbert Hoover Elementary	71/66670-00-037	5/1/2019	\$ 121,196	TBD	TBD
Santa Ana Unified	Orange	James Russell Elementary	71/66670-00-038	5/1/2019	\$ 605,981	TBD	TBD
Santa Ana Unified	Orange	James Monroe Elementary	71/66670-00-039	5/1/2019	\$ 121,196	TBD	TBD
Centralia Elementary	Orange	Danbrook Elementary	71/66742-00-002	5/9/2019	\$ 711,700	TBD	TBD
Moreno Valley Unified	Riverside	Butterfield Elementary	71/67124-00-007	5/30/2019	\$ 242,393	TBD	TBD
Moreno Valley Unified	Riverside	Bear Valley Elementary	71/67124-00-008	5/30/2019	\$ 363,589	TBD	TBD
Moreno Valley Unified	Riverside	Cloverdale Elementary	71/67124-00-009	5/30/2019	\$ 363,589	TBD	TBD
Moreno Valley Unified	Riverside	Creekside Elementary	71/67124-00-010	5/30/2019	\$ 363,589	TBD	TBD
Moreno Valley Unified	Riverside	Hidden Springs Elementary	71/67124-00-011	5/30/2019	\$ 242,393	TBD	TBD
Riverside Unified	Riverside	Harrison Elementary	71/67215-00-001	5/15/2019	\$ 242,393	TBD	TBD
Riverside Unified	Riverside	Jackson Elementary	71/67215-00-002	5/14/2019	\$ 242,393	TBD	TBD
Colton Joint Unified	San Bernardino	Crestmore Elementary	71/67686-00-001	5/30/2019	\$ 533,775	TBD	TBD
Colton Joint Unified	San Bernardino	Zimmerman Elementary	71/67686-00-002	5/30/2019	\$ 533,775	TBD	TBD
Fontana Unified	San Bernardino	Locust Elementary	71/67710-00-012	5/30/2019	\$ 242,393	TBD	TBD
Fontana Unified	San Bernardino	Primrose Elementary	71/67710-00-013	5/30/2019	\$ 242,393	TBD	TBD
Fontana Unified	San Bernardino	Juniper Elementary	71/67710-00-014	5/30/2019	\$ 355,850	TBD	TBD
Fontana Unified	San Bernardino	Tokay Elementary	71/67710-00-016	5/30/2019	\$ 355,850	TBD	TBD
Fontana Unified	San Bernardino	Randall Pepper Elementary	71/67710-00-017	5/30/2019	\$ 242,393	TBD	TBD
Fontana Unified	San Bernardino	South Tamarind Elementary	71/67710-00-018	5/30/2019	\$ 533,775	TBD	TBD
Fontana Unified	San Bernardino	Chaparral Elementary	71/67710-00-019	5/30/2019	\$ 121,196	TBD	TBD
Fontana Unified	San Bernardino	Shadow Hills Elementary	71/67710-00-020	5/30/2019	\$ 121,196	TBD	TBD
Fontana Unified	San Bernardino	Maple Elementary	71/67710-00-021	5/30/2019	\$ 533,775	TBD	TBD
Fontana Unified	San Bernardino	Almond Elementary	71/67710-00-022	5/30/2019	\$ 121,196	TBD	TBD
Fontana Unified	San Bernardino	Oak Park Elementary	71/67710-00-015	5/30/2019	\$ 121,196	TBD	TBD
Rialto Unified	San Bernardino	Lm Preston Elementary	71/67850-00-008	5/29/2019	\$ 355,850	TBD	TBD
Rialto Unified	San Bernardino	Morgan Elementary	71/67850-00-009	5/29/2019	\$ 363,589	TBD	TBD
Rialto Unified	San Bernardino	Morris Elementary	71/67850-00-010	5/29/2019	\$ 242,393	TBD	TBD
Rialto Unified	San Bernardino	Dollahan Elementary	71/67850-00-011	5/29/2019	\$ 242,393	TBD	TBD
Rialto Unified	San Bernardino	J.C. Boyd Elementary	71/67850-00-012	5/29/2019	\$ 242,393	TBD	TBD
Rialto Unified	San Bernardino	Dunn Elementary	71/67850-00-013	5/29/2019	\$ 121,196	TBD	TBD
Santee Elementary	San Diego	Hill Creek Elementary	71/68361-00-008	5/23/2019	\$ 359,828	TBD	TBD
Banta Elementary	San Joaquin	Banta Elementary	71/68486-00-001	5/29/2019	\$ 181,903	TBD	TBD
Banta Elementary	San Joaquin	Nextgeneration Steam Academy	71/68486-00-002	5/29/2019	\$ 164,488	TBD	TBD
Lincoln Unified	San Joaquin	John R. Williams	71/68569-00-001	5/3/2019	\$ 177,925	TBD	TBD
Lincoln Unified	San Joaquin	Tully C. Knoles	71/68569-00-002	5/2/2019	\$ 121,196	TBD	TBD
Lincoln Unified	San Joaquin	Claudia Landeen	71/68569-00-003	5/2/2019	\$ 242,393	TBD	TBD
Lincoln Unified	San Joaquin	Colonial Heights	71/68569-00-004	5/2/2019	\$ 121,196	TBD	TBD
Lincoln Unified	San Joaquin	Mable Barron	71/68569-00-005	5/2/2019	\$ 121,196	TBD	TBD
Morgan Hill Unified	Santa Clara	El Toro Elementary	71/69583-00-006	5/30/2019	\$ 363,589	TBD	TBD
Morgan Hill Unified	Santa Clara	Los Paseos Elementary	71/69583-00-007	5/30/2019	\$ 484,785	TBD	TBD
Morgan Hill Unified	Santa Clara	Paradise Valley Elementary	71/69583-00-008	5/30/2019	\$ 242,393	TBD	TBD
Morgan Hill Unified	Santa Clara	Pa Walsh Elementary	71/69583-00-009	5/30/2019	\$ 484,785	TBD	TBD
Morgan Hill Unified	Santa Clara	Barrett Elementary	71/69583-00-010	5/30/2019	\$ 121,196	TBD	TBD
Strathmore Union Elementary	Tulare	Strathmore Elementary	71/72157-00-001	5/13/2019	\$ 164,488	TBD	TBD
Sunnyside Union Elementary	Tulare	Sunnyside Elementary	71/72181-00-001	5/20/2019	\$ 164,488	TBD	TBD
Compton Unified	Los Angeles	Martin Luther King Elementary	71/73437-00-001	5/29/2019	\$ 363,589	TBD	TBD

Full-Day Kindergarten Facilities Grant Program
- Workload as of February 29, 2020 -

District	County	Site Name	Application Number	OPSC Date Received	Estimated State Grant (a)	Financial Hardship (b)	Estimated SAB Date
----------	--------	-----------	--------------------	--------------------	---------------------------	------------------------	--------------------

Summary of Full-Day Kindergarten Facilities Grant Program		Total (in Dollars)
New Construction		\$ 274,990,692
Retrofit		\$ 23,782,903
Full-Day Kindergarten Total		\$ 298,773,595

* Full-Day Kindergarten Facilities Grant Program applications received by OPSC for the May 2019 Filing Round. OPSC has not yet reviewed the total grant requested and the total number of projects may exceed available expenditure authority. Placement on this list does not confirm funding.

INFORMATION ITEM

SCHOOL FACILITY PROGRAM APPLICATIONS RECEIVED BEYOND BOND AUTHORITY LIST (as of February 29, 2020)

The applications on this list represent School Facility Program (SFP) New Construction and Modernization projects in date order received that were received on or after September 13, 2018 through February 29, 2020. These applications have been received, but not reviewed, by the Office of Public School Construction (OPSC). This list is presented to the State Allocation Board for acknowledgement, but not approval pursuant to SFP Regulation Section 1859.95.1.

Published monthly in the SAB Agenda.

This report is also on the [OPSC Website](http://www.dgs.ca.gov/opsc) at:
www.dgs.ca.gov/opsc

SFP APPLICATIONS
New Construction Acknowledged Applications Received Past Existing Authority as of February 29, 2020

District	County	Site Name	DSA Number	50-04 Date Received	Estimated State Grant (a)	Estimated Financial Hardship (b)
Imperial County Office of Education	Imperial	La Paloma Middle	04-116828	09/14/18	\$ 1,442,651	\$ 1,442,651
Winters Joint Unified	Yolo	Winters High	02-115475	09/14/18	\$ 2,188,077	\$ -
Plaza Elementary	Glenn	Plaza Elementary	02-116764	09/18/18	\$ 2,672,913	\$ 2,672,913
Gustine Unified	Merced	Gustine High	02-116135	09/19/18	\$ 4,814,849	\$ 4,814,849
Corona-Norco Unified	Riverside	Roosevelt High	04-115480	09/21/18	\$ 15,085,368	\$ -
Round Valley Unified	Mendocino	Round Valley High	01-117277	09/24/18	\$ 2,353,745	\$ 2,353,745
Live Oak Unified	Sutter	Live Oak Middle	02-116511	09/24/18	\$ 1,776,402	\$ -
Corona-Norco Unified	Riverside	Garretson Elementary	04-115277	10/01/18	\$ 3,682,897	\$ -
Lammersville Joint Unified	San Joaquin	Cordes Elementary	02-116707	10/04/18	\$ 14,117,100	\$ -
San Benito High	San Benito	San Benito High	01-117136	10/08/18	\$ 6,418,818	\$ -
Fairfield-Suisun Unified	Solano	E Ruth Sheldon Academy of Innovative Learning	02-116436	10/10/18	\$ 1,574,262	\$ -
Grossmont Union High	San Diego	Granite Hills High	04-116776	10/12/18	\$ 966,051	\$ -
El Centro Elementary	Imperial	Harding Elementary	04-117257	10/15/18	\$ 1,656,420	\$ -
Wasco Union Elementary	Kern	James A Forrest Elementary	03-117605	10/15/18	\$ 11,839,197	\$ 11,839,197
Alview-Dairyland Union Elementary	Madera	Alview Elementary	Site/Design	10/16/18	\$ 122,877	\$ 122,877
Alview-Dairyland Union Elementary	Madera	Dairyland Elementary	Site/Design	10/16/18	\$ 122,877	\$ 122,877
Kings River Union Elementary	Tulare	Kings River Elementary	Site/Design	10/16/18	\$ 1,869,396	\$ 1,869,396
Fremont Union High	Santa Clara	Homestead High	01-116560	10/23/18	\$ 3,185,692	\$ -
Fremont Unified	Alameda	G M Walters Junior High	01-115744	10/24/18	\$ 7,741,378	\$ -
Grossmont Union High	San Diego	El Capitan High	04-116979	10/25/18	\$ 2,379,500	\$ -
Corning Union High	Tehama	Corning High	02-116489	10/26/18	\$ 3,546,223	\$ -
Castro Valley Unified	Alameda	Castro Valley High	01-116720	10/29/18	\$ 1,380,830	\$ -
Castro Valley Unified	Alameda	Castro Valley High	01-116816	10/29/18	\$ 1,625,897	\$ -
Grossmont Union High	San Diego	Monte Vista High	04-116978	10/29/18	\$ 1,536,016	\$ -
West Park Elementary	Fresno	West Park Elementary	02-116848	10/30/18	\$ 3,948,406	\$ 3,948,406
Campbell Union High	Santa Clara	Leigh High	01-117171	10/30/18	\$ 4,203,090	\$ -
Central Union High	Imperial	Central Union High	04-116825	10/31/18	\$ 11,738,874	\$ 11,738,874
Pajaro Valley Unified	Santa Cruz	Pajaro Valley High	01-116514	10/31/18	\$ 1,905,424	\$ -
Fairfield-Suisun Unified	Solano	E Ruth Sheldon Academy of Innovative Learning	02-116436	10/31/18	\$ 4,711,065	\$ -
Fresno County Office of Education	Fresno	Selma High	02-116799	11/06/18	\$ 295,279	\$ -
Jurupa Unified	Riverside	West Riverside Elementary	04-115786	11/09/18	\$ 4,338,436	\$ -
Sunnyside Union Elementary	Tulare	Sunnyside Elementary	Site/Design	11/14/18	\$ 4,562,914	\$ 4,562,914
Santa Maria-Bonita	Santa Barbara	Measure T Elementary	03-118839	11/16/18	\$ 11,229,282	\$ -
Williams Unified	Colusa	Williams Elementary	Site/Design	11/19/18	\$ 867,525	\$ 867,525
Williams Unified	Colusa	Williams High	Site/Design	11/19/18	\$ 1,429,051	\$ 1,429,051
Pierce Joint Unified	Colusa	Arbuckle Elementary	02-116802	11/20/18	\$ 1,941,453	\$ -
Los Angeles Unified	Los Angeles	International Studies Learning Center	03-117730	11/26/18	\$ 8,212,769	\$ -
William S. Hart Union High	Los Angeles	William S Hart High	03-118530	11/29/18	\$ 9,813,917	\$ -
Oxnard	Ventura	Seabridge Elementary	03-118672	12/07/18	\$ 13,517,344	\$ -
Oxnard	Ventura	Seabridge Elementary	03-118672	12/07/18	\$ 786,556	\$ -
Porterville Unified	Tulare	Porterville Military Academy	02-115851	12/07/18	\$ 2,092,468	\$ -
Arvin Union	Kern	Bear Mountain Elementary	03-119081	12/14/18	\$ 3,118,320	\$ -
Meadows Union Elementary	Imperial	Meadows Elementary	04-116690	12/20/18	\$ 2,874,742	\$ -
Blochman Union Elementary	Santa Barbara	Benjamin Foxen Elementary	03-119221	12/21/18	\$ 1,308,316	\$ -
Sanger Unified	Fresno	Washington Academic Middle	02-117046	12/24/18	\$ 560,664	\$ -
Etiwanda Elementary	San Bernardino	John L Golden Elementary	04-116718	01/15/19	\$ 1,331,474	\$ -
Tulare Joint Union High	Tulare	Tulare Union High	02-116884	01/15/19	\$ 4,426,098	\$ -

SFP APPLICATIONS
New Construction Acknowledged Applications Received Past Existing Authority as of February 29, 2020

District	County	Site Name	DSA Number	50-04 Date Received	Estimated State Grant (a)	Estimated Financial Hardship (b)
Lemoore Union High	Kings	Lemoore High	02-116535	01/18/19	\$ 5,710,055	\$ -
South Pasadena Unified	Los Angeles	South Pasadena Senior High	03-117509	01/18/19	\$ 1,814,372	\$ -
South Pasadena Unified	Los Angeles	South Pasadena Senior High	03-118006	01/18/19	\$ 478,063	\$ -
Etiwanda Elementary	San Bernardino	David W Long Elementary	04-117113	01/18/19	\$ 1,296,904	\$ -
Hope Elementary	Tulare	Hope Elementary	Site/Design	01/18/19	\$ 885,316	\$ 885,316
Kings Canyon Joint Unified	Fresno	Reedley Middle College High	02-115465	01/28/19	\$ 3,851,979	\$ -
Etiwanda Elementary	San Bernardino	Caryn Elementary	04-117369	02/12/19	\$ 1,366,064	\$ -
Hanford Elementary	Kings	Lincoln Elementary	02-117050	02/27/19	\$ 1,641,316	\$ -
Ceres Unified	Stanislaus	Caswell Elementary	02-116128	02/27/19	\$ 1,519,834	\$ -
Ceres Unified	Stanislaus	Caswell Elementary	02-116128	02/27/19	\$ 714,666	\$ -
Sanger Unified	Fresno	Sanger High	02-117029	03/12/19	\$ 453,990	\$ -
Huntington Beach City Elementary	Orange	Ethel Dwyer Middle	04-116716	03/13/19	\$ 1,602,035	\$ -
Elk Grove Unified	Sacramento	Pleasant Grove High	02-116618	03/14/19	\$ 1,089,046	\$ -
William S. Hart Union High	Los Angeles	Sierra Vista Junior High	03-117759	03/19/19	\$ 3,277,471	\$ -
Robla Elementary	Sacramento	Taylor Street Elementary	02-116689	03/19/19	\$ 1,493,548	\$ -
Sonora Elementary	Tuolumne	Sonora Elementary	02-114452	03/19/19	\$ 1,799,125	\$ -
Soquel Union Elementary	Santa Cruz	New Brighton Middle	01-117113	03/21/19	\$ 1,199,142	\$ -
Pittsburg Unified	Contra Costa	Parkside Elementary	01-117089	03/28/19	\$ 3,724,122	\$ -
Panama-Buena Vista Union	Kern	Panama Elementary	03-118288	04/02/19	\$ 8,150,119	\$ -
Soquel Union Elementary	Santa Cruz	Santa Cruz Gardens Elementary	01-117493	04/02/19	\$ 1,400,353	\$ -
Riverside Unified	Riverside	Harrison Elementary	04-117796	04/04/19	\$ 1,936,737	\$ -
Riverside Unified	Riverside	Jefferson Elementary	04-117816	04/05/19	\$ 2,518,888	\$ -
Capistrano Unified	Orange	Aliso Niguel High	04-117480	04/10/19	\$ 3,773,236	\$ -
Capistrano Unified	Orange	Newhart Middle	04-117479	04/10/19	\$ 4,318,962	\$ -
Riverside Unified	Riverside	Highgrove Elementary	04-117600	04/12/19	\$ 4,568,978	\$ -
Long Beach Unified	Los Angeles	Eunice Sato Academy of Math & Science	03-118586	04/15/19	\$ 8,094,645	\$ -
Riverside Unified	Riverside	Madison Elementary	04-117805	04/18/19	\$ 2,934,170	\$ -
Grossmont Union High	San Diego	Santana High	04-116449	04/19/19	\$ 2,172,279	\$ -
Walnut Valley Unified	Los Angeles	Collegewood Elementary	03-118931	04/24/19	\$ 4,680,284	\$ -
Freshwater Elementary	Humboldt	Freshwater Elementary	Site/Design	04/30/19	\$ 159,972	\$ 159,972
Escalon Unified	San Joaquin	Dent Elementary	02-116870	05/03/19	\$ 4,671,640	\$ -
Fairfield-Suisun Unified	Solano	Suisun Valley Elementary	02-116558	05/08/19	\$ 1,308,175	\$ -
San Joaquin County Office of Education	San Joaquin	John J McFall Elementary	Site/Design	06/13/19	\$ 495,038	\$ 495,038
Rocklin Unified	Placer	Rocklin High	02-117520	06/13/19	\$ 1,031,421	\$ -
Walnut Valley Unified	Los Angeles	Diamond Bar High	03-119137	06/14/19	\$ 1,923,950	\$ -
Piedmont City Unified	Alameda	Piedmont High	01-117533	06/18/19	\$ 7,223,659	\$ -
Porterville Unified	Tulare	Monache High	02-115643	06/25/19	\$ 7,475,880	\$ -
Stockton Unified	San Joaquin	Rio Calaveras Elementary	02-117206	06/26/19	\$ 1,481,638	\$ -
Yuba County Office of Education	Yuba	Virginia School @ Yuba College	02-117118	07/16/19	\$ 656,120	\$ 656,120
Yuba County Office of Education	Yuba	Virginia School @ Yuba College	02-117118	07/16/19	\$ 239,918	\$ 239,918
Los Banos Unified	Merced	San Luis High	02-117464	07/18/19	\$ 634,177	\$ -
Long Beach Unified	Los Angeles	Millikan High	03-118323	07/22/19	\$ 7,648,691	\$ -
Natomas Unified	Sacramento	Natomas High	02-116582	07/23/19	\$ 1,197,332	\$ -
Sanger Unified	Fresno	Madison Elementary	02-117601	07/29/19	\$ 365,374	\$ -
Fremont Unified	Alameda	John M Horner Junior High	01-116600	08/02/19	\$ 11,743,315	\$ -
Palm Springs Unified	Riverside	Desert Hot Springs High	04-117776	08/02/19	\$ 1,237,991	\$ -
Palm Springs Unified	Riverside	Desert Hot Springs High	04-117464	08/02/19	\$ 1,558,238	\$ -

SFP APPLICATIONS
New Construction Acknowledged Applications Received Past Existing Authority as of February 29, 2020

District	County	Site Name	DSA Number	50-04 Date Received	Estimated State Grant (a)	Estimated Financial Hardship (b)
Los Banos Unified	Merced	Volta Elementary	02-117560	08/09/19	\$ 640,355	\$ -
Campbell Union High	Santa Clara	Branham High	01-117117	08/09/19	\$ 6,914,835	\$ -
Hesperia Unified	San Bernardino	Topaz Preparatory Academy	04-117777	08/09/19	\$ 685,886	\$ -
Sanger Unified	Fresno	John S Wash Elementary	02-117663	08/12/19	\$ 368,316	\$ -
Kern High	Kern	Vista Continuation High	03-119958	08/12/19	\$ 276,267	\$ -
Traver Joint Elementary	Tulare	Traver Elementary	Site/Design	08/14/19	\$ 419,767	\$ 419,767
Kern County Office of Education	Kern	Aurora Program School	03-119202	08/16/19	\$ 5,391,482	\$ -
Clovis Unified	Fresno	Clovis East High	02-117406	08/16/19	\$ 493,373	\$ -
Clovis Unified	Fresno	Reagan Elementary	02-117413	08/16/19	\$ 191,459	\$ -
Clovis Unified	Fresno	James S Fugman Elementary	02-117412	08/16/19	\$ 230,687	\$ -
Clovis Unified	Fresno	Roger S Orazo Elementary	02-117414	08/16/19	\$ 387,058	\$ -
Ventura Unified	Ventura	Mound Elementary	03-119844	08/20/19	\$ 514,427	\$ -
Las Virgenes Unified	Los Angeles	Lupin Hill Elementary	03-119279	08/21/19	\$ 798,316	\$ -
Western Placer Unified	Placer	Twelve Bridges High	02-116896	08/22/19	\$ 36,763,875	\$ -
Fremont Unified	Alameda	Washington High	01-117422	08/27/19	\$ 4,885,235	\$ -
Elk Grove Unified	Sacramento	James Rutter Middle School	02-117160	08/28/19	\$ 3,141,303	\$ -
Riverside Unified	Riverside	Magnolia Elementary	04-117814	08/29/19	\$ 3,558,595	\$ -
Folsom Cordova Unified	Sacramento	Mangini Ranch Elementary	02-117008	09/04/19	\$ 11,069,618	\$ -
Western Placer Unified	Placer	Scott Leaman Elementary	02-117173	09/16/19	\$ 12,794,910	\$ -
Fountain Valley	Orange	Masuda Middle	04-118487	09/17/19	\$ 1,085,890	\$ -
Riverside Unified	Riverside	Adams Elementary	04-118175	09/19/19	\$ 2,440,522	\$ -
Ballico-Cressey Elementary	Merced	Ballico Elementary	02-116471	09/24/19	\$ 2,778,665	\$ -
Saugus Union Elementary	Los Angeles	Plum Canyon Elementary	03-119335	09/26/19	\$ 1,389,799	\$ -
Oxnard Elementary	Ventura	Rose Avenue Elementary	03-119284	10/11/19	\$ 10,743,903	\$ 10,743,903
Poway Unified	San Diego	Oak Valley Middle	04-117958	10/16/19	\$ 3,018,181	\$ -
Rocklin Unified	Placer	Ruhkala Elementary	02-117477	10/17/19	\$ 3,108,505	\$ -
Lake Elsinore Unified	Riverside	Alberhill Elementary	04-117782	10/18/19	\$ 12,267,331	\$ -
North Cow Creek Elementary	Shasta	North Cow Creek Elementary	Site/Design	10/25/19	\$ 121,970	\$ 121,970
El Centro Elementary	Imperial	De Anza Magnet	04-117804	10/30/19	\$ 2,800,536	\$ -
Maple Elementary	Kern	Maple Elementary	Site/Design	10/30/19	\$ 385,052	\$ 385,052
Standard Elementary	Kern	Standard Elementary	03-119797	10/31/19	\$ 4,665,935	\$ -
Madera Unified	Madera	Concurrent Enrollment Middle	02-117204	10/31/19	\$ 4,134,537	\$ -
Tustin Unified	Orange	Legacy Magnet Academy	04-116856	11/07/19	\$ 31,899,239	\$ -
Riverside Unified	Riverside	Jackson Elementary	04-117815	11/15/19	\$ 3,059,678	\$ -
Chowchilla Elementary	Madera	Wilson Middle	02-116477	12/03/19	\$ 723,007	\$ -
Riverside Unified	Riverside	University Heights Middle	04-117674	12/06/19	\$ 2,699,011	\$ -
Dublin Unified	Alameda	Dublin High	01-117208	12/18/19	\$ 6,412,551	\$ -
Riverside Unified	Riverside	King (Martin Luther Jr.) High	04-117852	01/06/20	\$ 514,585	\$ -
Napa Valley Unified	Napa	River Charter	01-117207	01/10/20	\$ 4,042,028	\$ -
Corona-Norco Unified	Riverside	Jefferson Elementary	04-118005	01/15/20	\$ 4,797,972	\$ -
Murrieta Valley Unified	Riverside	Murrieta Mesa High	04-118451	01/24/20	\$ 5,113,657	\$ -
Fountain Valley Elementary	Orange	Fulton (Harry C) Middle	04-118883	02/14/20	\$ 1,061,790	\$ -
Natomas Unified	Sacramento	Paso Verde	02-117126	02/18/20	\$ 20,495,845	\$ -
Irvine Unified	Orange	Heritage Field K-8	04-118047	02/20/20	\$ 47,744,919	\$ -
Albany City Unified	Alameda	Albany High	01-117541	02/21/20	\$ 4,370,747	\$ -
Martinez Unified	Contra Costa	John Muir Elementary	01-118033	02/24/20	\$ 4,662,545	\$ -

SFP APPLICATIONS
 New Construction Acknowledged Applications Received Past Existing Authority as of February 29, 2020

District	County	Site Name	DSA Number	50-04 Date Received	Estimated State Grant (a)	Estimated Financial Hardship (b)
----------	--------	-----------	------------	---------------------	---------------------------	----------------------------------

Summary of Received-Exceeds for New Construction Funding	Total (in Dollars)
Subtotal of Estimated State Grant (Column F)	\$ 598,895,295
Subtotal of Estimated Financial Hardship (Column G)	\$ 61,892,331
Total of Estimated State Grant and Financial Hardship	\$ 660,787,626

SFP APPLICATIONS
Modernization Acknowledged Applications Received Past Existing Authority as of February 29, 2020

District	County	Site Name	DSA Number	50-04 Date Received	Estimated State Grant (a)	Estimated Financial Hardship (b)
Moreno Valley Unified	Riverside	Moreno Valley High	04-114833	03/01/19	\$ 7,827,616	\$ -
Atascadero Unified	San Luis Obispo	Atascadero High	03-117825	03/01/19	\$ 7,108,925	\$ -
Los Angeles Unified	Los Angeles	One Hundred Thirty-Fifth Street Elementary	03-118219	03/04/19	\$ 2,209,982	\$ -
Garden Grove Unified	Orange	Excelsior Elementary	04-116422	03/04/19	\$ 422,067	\$ -
Franklin-McKinley Elementary	Santa Clara	Santee Elementary	01-117034	03/04/19	\$ 519,956	\$ -
Fresno Unified	Fresno	Slater Elementary	02-115550	03/05/19	\$ 5,193,147	\$ -
Stockton Unified	San Joaquin	Edison High	02-115414	03/06/19	\$ 944,567	\$ -
Temecula Valley Unified	Riverside	Vail Ranch Middle	04-117890	03/06/19	\$ 5,073,700	\$ -
Los Angeles Unified	Los Angeles	Thomas A Edison Middle	03-116609	03/07/19	\$ 9,317,708	\$ -
Garden Grove Unified	Orange	Genevieve M Crosby Elementary	04-116372	03/08/19	\$ 887,314	\$ -
Garden Grove Unified	Orange	Alamitos Intermediate	04-114039	03/08/19	\$ 319,123	\$ -
Atascadero Unified	San Luis Obispo	Fine Arts Academy	03-117570	03/08/19	\$ 1,152,837	\$ -
Los Angeles Unified	Los Angeles	David Starr Jordan Senior High	03-118627	03/11/19	\$ 3,876,338	\$ -
Visalia Unified	Tulare	Redwood High	02-113431	03/13/19	\$ 1,463,385	\$ -
Reef-Sunset Unified	Kings	Kettleman City Elementary	02-116806	03/13/19	\$ 1,028,235	\$ 685,490
Culver City Unified	Los Angeles	El Marino Elementary	03-117814	03/15/19	\$ 741,980	\$ -
Fountain Valley Elementary	Orange	Courreges (Roch) Elementary	04-116586	03/18/19	\$ 608,684	\$ -
Fountain Valley Elementary	Orange	Fulton (Harry C) Middle	04-117590	03/18/19	\$ 2,686,984	\$ -
Robla Elementary	Sacramento	Taylor Street Elementary	02-116689	03/19/19	\$ 2,097,086	\$ -
Moreno Valley Unified	Riverside	Sunnymead Middle	04-117813	03/20/19	\$ 6,321,857	\$ -
Sonora Elementary	Tuolumne	Sonora Elementary	02-114452	03/20/19	\$ 1,993,496	\$ -
Santa Paula Unified	Ventura	Isbell Middle	03-117726	03/20/19	\$ 5,947,976	\$ -
Williams Unified	Colusa	Williams Junior Senior High	Site/Design	03/21/19	\$ 3,405,269	\$ 2,270,179
Novato Unified	Marin	San Jose Middle	01-117262	03/21/19	\$ 1,326,577	\$ -
Soquel Union Elementary	Santa Cruz	Capitola Elementary	01-117113	03/21/19	\$ 1,293,610	\$ -
Soquel Union Elementary	Santa Cruz	Capitola Elementary	01-117113	03/21/19	\$ 3,326,753	\$ -
Glendale Unified	Los Angeles	Crescenta Valley High	03-115497	03/22/19	\$ 4,988,862	\$ -
Pope Valley Union Elementary	Napa	Pope Valley Elementary	01-117294	03/22/19	\$ 322,239	\$ -
Fairfield-Suisun Unified	Solano	Suisun Valley Elementary	02-115701	03/25/19	\$ 2,430,878	\$ -
Azusa Unified	Los Angeles	Center Middle	03-118262	03/27/19	\$ 2,285,349	\$ -
Azusa Unified	Los Angeles	Charles H Lee Elementary	03-118035	03/27/19	\$ 6,076,635	\$ -
Pittsburg Unified	Contra Costa	Parkside Elementary	01-117089	03/28/19	\$ 2,120,250	\$ -
South Fork Union	Kern	South Fork Elementary	Site/Design	04/02/19	\$ 191,565	\$ 127,710
Los Angeles Unified	Los Angeles	George K Porter Middle	03-114965	04/02/19	\$ 7,598,046	\$ -
Chowchilla Elementary	Madera	Merle L Fuller Elementary	02-116478	04/02/19	\$ 2,416,860	\$ -
Huntington Beach City Elementary	Orange	S A Moffett Elementary	04-116538	04/02/19	\$ 424,168	\$ -
Tahoe-Truckee Unified	Placer	Tahoe Truckee High	02-115331	04/02/19	\$ 3,467,947	\$ -
Soquel Union Elementary	Santa Cruz	Main Street Elementary	01-117139	04/02/19	\$ 2,095,486	\$ -
Templeton Unified	San Luis Obispo	Templeton Elementary	03-117573	04/03/19	\$ 1,957,550	\$ -
Armona Union Elementary	Kings	Armona Elementary	02-117025	04/04/19	\$ 2,854,069	\$ 1,902,713
Riverside Unified	Riverside	Harrison Elementary	04-117796	04/04/19	\$ 1,458,062	\$ -
Temecula Valley Unified	Riverside	Helen Hunt Jackson Elementary	04-117950	04/04/19	\$ 1,522,390	\$ -
Riverside Unified	Riverside	Jefferson Elementary	04-117816	04/05/19	\$ 1,110,222	\$ -
Fresno Unified	Fresno	Florence E Rata	02-116111	04/08/19	\$ 819,553	\$ -
Guerneville Elementary	Sonoma	Guerneville Elementary	01-117460	04/08/19	\$ 421,564	\$ -
Moreno Valley Unified	Riverside	Palm Middle	04-117812	04/09/19	\$ 6,732,139	\$ -
Downey Unified	Los Angeles	Downey High	03-118501	04/11/19	\$ 18,649,535	\$ -

SFP APPLICATIONS
Modernization Acknowledged Applications Received Past Existing Authority as of February 29, 2020

District	County	Site Name	DSA Number	50-04 Date Received	Estimated State Grant (a)	Estimated Financial Hardship (b)
Downey Unified	Los Angeles	Old River Elementary	03-118264	04/11/19	\$ 467,316	\$ -
Downey Unified	Los Angeles	Unsworth (Edith) Elementary	03-118550	04/11/19	\$ 1,821,033	\$ -
Santa Paula Unified	Ventura	Blanchard Elementary	03-117337	04/12/19	\$ 647,211	\$ -
Fremont Unified	Alameda	Mission Valley Elementary	01-117258	04/15/19	\$ 1,367,183	\$ -
Riverside Unified	Riverside	Sunshine Special Education	04-117554	04/15/19	\$ 303,327	\$ -
Fremont Unified	Alameda	Oliveira Elementary	01-117218	04/16/19	\$ 2,381,856	\$ -
Kelseyville Unified	Lake	Kelseyville Elementary	01-111111	04/17/19	\$ 2,020,798	\$ 1,347,199
Azusa Unified	Los Angeles	Paramount Elementary	03-119621	04/17/19	\$ 2,097,086	\$ -
Riverside Unified	Riverside	Madison Elementary	04-117805	04/18/19	\$ 2,213,564	\$ -
Richgrove Elementary	Tulare	Richgrove Elementary	02-117127	04/18/19	\$ 1,293,545	\$ 862,363
Moreno Valley Unified	Riverside	Seneca Elementary	04-117868	04/23/19	\$ 2,519,257	\$ -
Moreno Valley Unified	Riverside	Butterfield Elementary	04-117819	04/23/19	\$ 4,465,560	\$ -
Duarte Unified	Los Angeles	Maxwell Academy (PK-8)	03-118014	04/24/19	\$ 1,196,426	\$ -
Hermosa Beach City Elementary	Los Angeles	North Elementary	03-118625	04/24/19	\$ 2,762,013	\$ -
Grossmont Union High	San Diego	West Hills High	04-116370	04/24/19	\$ 1,903,755	\$ -
San Rafael City Elementary	Marin	Venetia Valley K-8	01-117438	04/25/19	\$ 880,542	\$ -
Capistrano Unified	Orange	Harold Ambuehl Elementary	04-118034	04/25/19	\$ 3,674,147	\$ -
Simi Valley Unified	Ventura	Royal High	03-117455	04/25/19	\$ 1,090,764	\$ -
Parlier Unified	Fresno	Mathew J Brletic Elementary	Site/Design	04/30/19	\$ 318,346	\$ 212,231
Parlier Unified	Fresno	Cesar E Chavez Elementary	Site/Design	04/30/19	\$ 148,376	\$ 98,917
Parlier Unified	Fresno	John C Martinez Elementary	Site/Design	04/30/19	\$ 341,334	\$ 227,556
Parlier Unified	Fresno	Parlier High	Site/Design	04/30/19	\$ 366,567	\$ 244,378
Parlier Unified	Fresno	Parlier Junior High	Site/Design	04/30/19	\$ 159,149	\$ 106,099
Parlier Unified	Fresno	San Joaquin Valley High	Site/Design	04/30/19	\$ 70,419	\$ 46,946
Santa Ana Unified	Orange	Wallace R Davis Elementary	04-117485	05/01/19	\$ 1,431,326	\$ -
Santa Ana Unified	Orange	Martin R Heninger Elementary	04-117486	05/01/19	\$ 1,709,223	\$ -
Orange Unified	Orange	Villa Park Elementary	04-116788	05/02/19	\$ 14,189,194	\$ -
Cupertino Union	Santa Clara	William Faria Elementary	01-116964	05/02/19	\$ 2,277,380	\$ -
Cupertino Union	Santa Clara	Abraham Lincoln Elementary	01-117305	05/02/19	\$ 1,935,966	\$ -
Cupertino Union	Santa Clara	Dwight D Eisenhower Elementary	01-117338	05/02/19	\$ 982,152	\$ -
Cupertino Union	Santa Clara	Chester W Nimitz Elementary	01-117337	05/02/19	\$ 534,543	\$ -
Center Joint Unified	Sacramento	North Country Elementary	02-117134	05/02/19	\$ 3,124,267	\$ 2,082,845
Ontario-Montclair	San Bernardino	Elderberry Elementary	04-116400	05/03/19	\$ 551,893	\$ -
Ontario-Montclair	San Bernardino	Corona Elementary	04-116266	05/03/19	\$ 568,368	\$ -
Escalon Unified	San Joaquin	Dent Elementary	02-116870	05/03/19	\$ 5,066,054	\$ -
Whittier City Elementary	Los Angeles	Wallen L Andrews Elementary	03-115641	05/06/19	\$ 2,226,525	\$ -
Ontario-Montclair	San Bernardino	Del Norte Elementary	04-116398	05/06/19	\$ 636,744	\$ -
Ontario-Montclair	San Bernardino	Vernon Middle	04-116474	05/06/19	\$ 307,389	\$ -
Templeton Unified	San Luis Obispo	Templeton High	03-118310	05/06/19	\$ 3,459,192	\$ -
Mesa Union Elementary	Ventura	Mesa Elementary	Site/Design	05/06/19	\$ 220,709	\$ 147,140
Azusa Unified	Los Angeles	Henry Dalton Elementary	03-118729	05/07/19	\$ 629,912	\$ -
Mountain View Elementary	Los Angeles	Cogswell Elementary	03-119711	05/07/19	\$ 5,784,370	\$ -
Mountain View Elementary	Los Angeles	Monte Vista Elementary	03-119713	05/07/19	\$ 5,959,609	\$ -
Mountain View Elementary	Los Angeles	Charles T Kranz Intermediate	03-119702	05/07/19	\$ 7,017,104	\$ -
Mountain View Elementary	Los Angeles	Miramonte Elementary	03-119021	05/07/19	\$ 3,115,962	\$ -
Mountain View Elementary	Los Angeles	Miramonte Elementary	03-119684	05/07/19	\$ 2,793,804	\$ -
Riverside Unified	Riverside	Sierra Middle	04-117469	05/08/19	\$ 98,997	\$ -

SFP APPLICATIONS
Modernization Acknowledged Applications Received Past Existing Authority as of February 29, 2020

District	County	Site Name	DSA Number	50-04 Date Received	Estimated State Grant (a)	Estimated Financial Hardship (b)
Redding Elementary	Shasta	Manzanita Elementary	02-117223	05/08/19	\$ 705,100	\$ -
Grossmont Union High	San Diego	El Capitan High	04-117430	05/09/19	\$ 155,309	\$ -
Templeton Unified	San Luis Obispo	Templeton High	03-116805	05/09/19	\$ 1,467,363	\$ -
Edison Elementary	Kern	Orangewood Elementary	03-113574	05/10/19	\$ 740,114	\$ 493,409
Paramount Unified	Los Angeles	Lakewood Elementary	03-118687	05/15/19	\$ 2,643,486	\$ -
Folsom-Cordova Unified	Sacramento	Theodore Judah Elementary	02-117436	05/16/19	\$ 1,638,194	\$ -
Capistrano Unified	Orange	Palisades Elementary	04-118015	05/20/19	\$ 3,509,415	\$ -
Saddleback Valley Unified	Orange	Lake Forest Elementary	04-117699	05/20/19	\$ 4,906,308	\$ -
Coachella Valley Unified	Riverside	Palm View Elementary	04-117174	05/20/19	\$ 2,729,876	\$ -
El Tejon Unified	Kern	Frazier Park Elementary	Site/Design	05/20/19	\$ 234,941	\$ 156,627
El Tejon Unified	Kern	Frazier Mountain High	Site/Design	05/20/19	\$ 253,703	\$ 169,135
El Tejon Unified	Kern	El Tejon Elementary	Site/Design	05/20/19	\$ 194,246	\$ 129,498
Island Union Elementary	Kings	Island Elementary	Site/Design	05/23/19	\$ 252,264	\$ 168,176
Downey Unified	Los Angeles	Lewis (Ed C) Elementary	03-117694	05/23/19	\$ 1,209,734	\$ -
Novato Unified	Marin	Loma Verde Elementary	01-118002	05/23/19	\$ 472,056	\$ -
Novato Unified	Marin	Lynwood Elementary	01-118003	05/23/19	\$ 1,184,380	\$ -
Folsom-Cordova Unified	Sacramento	Folsom Hills Elementary	02-117187	05/23/19	\$ 3,060,565	\$ -
Oxnard	Ventura	Christa McAuliffe Elementary	03-115302	05/29/19	\$ 119,762	\$ -
Greenfield Union Elementary	Monterey	Vista Verde Middle	Site/Design	05/31/19	\$ 174,974	\$ 116,649
Greenfield Union Elementary	Monterey	Mary Chapa Academy	Site/Design	05/31/19	\$ 342,363	\$ 228,242
Greenfield Union Elementary	Monterey	Oak Avenue Elementary	Site/Design	05/31/19	\$ 235,195	\$ 156,797
Capistrano Unified	Orange	Aliso Niguel High	04-117252	05/31/19	\$ 2,455,487	\$ -
Santa Ynez Valley Union High	Santa Barbara	Santa Ynez Valley Union High	03-119086	05/31/19	\$ 1,583,921	\$ -
Tustin Unified	Orange	C C Lambert Elementary	04-114722	05/31/19	\$ 563,209	\$ -
Tustin Unified	Orange	C E Utt Middle	04-117972	05/31/19	\$ 1,823,626	\$ -
Tustin Unified	Orange	Robert Heideman Elementary	04-115919	05/31/19	\$ 921,615	\$ -
Tustin Unified	Orange	Tustin High	04-114732	05/31/19	\$ 2,301,359	\$ -
Tustin Unified	Orange	Tustin High	04-113709	05/31/19	\$ 2,301,359	\$ -
Manhattan Beach Unified	Los Angeles	Pacific Elementary	03-119544	05/31/19	\$ 2,064,634	\$ -
Manhattan Beach Unified	Los Angeles	Mira Costa High	03-119547	05/31/19	\$ 1,769,028	\$ -
Placer Union High	Placer	Colfax High	02-117341	06/04/19	\$ 1,471,979	\$ -
Placer Union High	Placer	Placer High	02-117359	06/04/19	\$ 3,804,717	\$ -
Freshwater Elementary	Humboldt	Freshwater Elementary	01-118041	06/05/19	\$ 415,960	\$ 277,307
San Jose Unified	Santa Clara	Willow Glen Elementary	01-108097	06/05/19	\$ 1,651,049	\$ -
Irvine Unified	Orange	Lakeside Middle	04-116529	06/06/19	\$ 435,346	\$ -
Irvine Unified	Orange	Bonita Canyon Elementary	04-115833	06/06/19	\$ 152,715	\$ -
Irvine Unified	Orange	Greentree Elementary	04-115813	06/06/19	\$ 249,055	\$ -
John Swett Unified	Contra Costa	John Swett High	01-117014	06/11/19	\$ 3,398,076	\$ -
Newport-Mesa Unified	Orange	Harbor View Elementary	04-118010	06/12/19	\$ 2,603,395	\$ -
Newport-Mesa Unified	Orange	Maude B Davis Elementary	04-116609	06/12/19	\$ 1,087,192	\$ -
Santa Barbara Unified	Santa Barbara	Washington Elementary	03-118821	06/12/19	\$ 760,269	\$ -
Santa Barbara Unified	Santa Barbara	Cleveland Elementary	03-118822	06/12/19	\$ 860,420	\$ -
San Joaquin County Office of Education	San Joaquin	John J McFall Elementary	Site/Design	06/13/19	\$ 496,086	\$ 330,724
Yuba County Office of Education	Yuba	Virginia School	02-117118	06/13/19	\$ 282,975	\$ 188,650
Whittier City Elementary	Los Angeles	Orange Grove Elementary	03-105736	06/13/19	\$ 1,689,998	\$ -
Norris Elementary	Kern	Olive Drive Elementary	03-118389	06/14/19	\$ 2,343,802	\$ -
San Francisco Unified	San Francisco	Washington (George) High	01-117610	06/14/19	\$ 16,508,360	\$ -

SFP APPLICATIONS
Modernization Acknowledged Applications Received Past Existing Authority as of February 29, 2020

District	County	Site Name	DSA Number	50-04 Date Received	Estimated State Grant (a)	Estimated Financial Hardship (b)
Piedmont City Unified	Alameda	Piedmont High	01-117533	06/18/19	\$ 2,058,582	\$ -
San Jose Unified	Santa Clara	Peter Burnett Middle	01-115531	06/18/19	\$ 1,177,524	\$ -
San Jose Unified	Santa Clara	Willow Glen Middle	01-108624	06/18/19	\$ 1,256,733	\$ -
Santa Ana Unified	Orange	Walker Elementary	04-117489	06/19/19	\$ 2,465,677	\$ -
Santa Ana Unified	Orange	Cesar E Chavez High	04-117484	06/19/19	\$ 1,141,119	\$ -
Santa Ana Unified	Orange	Pio Pico Elementary	04-117488	06/19/19	\$ 2,116,589	\$ -
Elk Grove Unified	Sacramento	Sheldon High	02-117205	06/19/19	\$ 3,424,572	\$ -
Newport-Mesa Unified	Orange	Estancia High	04-115751	06/21/19	\$ 2,220,906	\$ -
Newport-Mesa Unified	Orange	Heinz Kaiser Elementary	04-116993	06/21/19	\$ 1,742,838	\$ -
Tustin Unified	Orange	Foothill High	04-113765	06/24/19	\$ 1,730,669	\$ -
Yuba County Office of Education	Yuba	Anna Bell Karr	02-117468	06/25/19	\$ 195,789	\$ 130,526
San Ramon Valley Unified	Contra Costa	Twin Creeks Elementary	01-114608	06/25/19	\$ 716,811	\$ -
Kings Canyon Joint Unified	Fresno	Great Western Elementary	02-116561	06/25/19	\$ 2,240,181	\$ -
Whittier City Elementary	Los Angeles	Lou Henry Hoover Elementary	03-105735	06/26/19	\$ 2,910,388	\$ -
San Marcos Unified	San Diego	Alvin M Dunn Elementary	04-116805	06/26/19	\$ 1,013,632	\$ -
Garden Grove Unified	Orange	Faylane Elementary	04-113987	06/27/19	\$ 337,455	\$ -
Garden Grove Unified	Orange	Riverdale Elementary	04-116420	06/27/19	\$ 715,239	\$ -
Garden Grove Unified	Orange	Parkview Elementary	04-116276	06/27/19	\$ 535,442	\$ -
Garden Grove Unified	Orange	R F Hazard Elementary	04-115414	06/27/19	\$ 138,941	\$ -
Garden Grove Unified	Orange	Donald S Jordan Intermediate	04-114033	06/27/19	\$ 257,453	\$ -
Monterey Peninsula Unified	Monterey	Monterey High	01-117753	06/28/19	\$ 1,847,583	\$ -
Eureka City Schools	Humboldt	Lincoln Elementary	01-111362	06/28/19	\$ 2,151,390	\$ -
San Francisco Unified	San Francisco	Lafayette Elementary	01-117769	07/01/19	\$ 1,746,645	\$ -
San Ramon Valley Unified	Contra Costa	Sycamore Valley Elementary	01-117096	07/02/19	\$ 3,098,753	\$ -
Davis Joint Unified	Yolo	Ralph Waldo Emerson Junior High	02-114292	07/03/19	\$ 1,957,608	\$ -
Santa Barbara Unified	Santa Barbara	Santa Barbara Junior High	03-118649	07/03/19	\$ 5,836,750	\$ -
Pomona Unified	Los Angeles	Roosevelt Elementary	03-119226	07/11/19	\$ 3,700,706	\$ -
Moreno Valley Unified	Riverside	Serrano Elementary	04-117854	07/11/19	\$ 3,284,803	\$ 2,189,869
Moreno Valley Unified	Riverside	Hidden Springs Elementary	04-117846	07/11/19	\$ 1,277,989	\$ 851,993
Moreno Valley Unified	Riverside	Hendrick Ranch Elementary	04-117881	07/11/19	\$ 1,818,818	\$ 1,212,545
Moreno Valley Unified	Riverside	Cloverdale Elementary	04-117856	07/11/19	\$ 3,815,272	\$ 2,543,515
Moreno Valley Unified	Riverside	Bear Valley Elementary	04-117898	07/11/19	\$ 4,476,071	\$ 2,984,047
Moreno Valley Unified	Riverside	Mountain View Middle	04-117823	07/11/19	\$ 6,770,235	\$ 4,513,490
Moreno Valley Unified	Riverside	Honey Hollow Elementary	04-117855	07/11/19	\$ 3,141,216	\$ 2,094,144
Moreno Valley Unified	Riverside	Ridge Crest Elementary	04-117820	07/11/19	\$ 2,695,299	\$ 1,796,866
Yuba County Office of Education	Yuba	Virginia School	02-117579	07/19/19	\$ 843,714	\$ 562,476
Placer Union High	Placer	Del Oro High	02-117360	07/19/19	\$ 3,939,831	\$ -
Azusa Unified	Los Angeles	Charles H Lee Elementary	03-120002	07/22/19	\$ 2,799,664	\$ -
Azusa Unified	Los Angeles	Gladstone High	03-116754	07/22/19	\$ 867,640	\$ -
Galt Joint Union Elementary	Sacramento	Vernon E Greer Elementary	02-116669	07/22/19	\$ 2,249,078	\$ -
Washington Unified	Yolo	Elkhorn Village Elementary	02-114393	07/23/19	\$ 1,425,135	\$ -
San Jose Unified	Santa Clara	Leland High	01-109290	07/26/19	\$ 2,172,167	\$ -
Montague Elementary	Siskiyou	Montague Elementary	Site/Design	07/26/19	\$ 1,221,836	\$ 814,557
Tulare County Office of Education	Tulare	LB Hill Learning Cntr	02-117142	08/02/19	\$ 1,360,110	\$ 906,740
Fremont Unified	Alameda	John M Horner Junior High	01-116600	08/02/19	\$ 3,154,754	\$ -
San Francisco Unified	San Francisco	Milk (Harvey) Civil Rights Elementary	01-118065	08/05/19	\$ 1,059,695	\$ -
Novato Unified	Marin	San Marin High	01-117833	08/07/19	\$ 756,041	\$ -

SFP APPLICATIONS
Modernization Acknowledged Applications Received Past Existing Authority as of February 29, 2020

District	County	Site Name	DSA Number	50-04 Date Received	Estimated State Grant (a)	Estimated Financial Hardship (b)
Redwood City Elementary	San Mateo	John F Kennedy Middle	01-117968	08/08/19	\$ 3,277,173	\$ -
Los Angeles Unified	Los Angeles	Audubon Middle	03-117732	08/09/19	\$ 2,245,921	\$ -
Los Angeles Unified	Los Angeles	Tenth Street Elementary	03-114945	08/09/19	\$ 2,319,140	\$ -
Roseville Joint Union High	Placer	Granite Bay High	02-117352	08/09/19	\$ 2,784,623	\$ -
Roseville Joint Union High	Placer	Oakmont High	02-117308	08/09/19	\$ 3,192,270	\$ -
Monson-Sultana Joint Union Elementary	Tulare	Monson-Sultana Elementary	02-117490	08/09/19	\$ 905,713	\$ -
Culver City Unified	Los Angeles	La Ballona Elementary	03-117972	08/12/19	\$ 448,287	\$ -
Novato Unified	Marin	Novato High	01-117947	08/12/19	\$ 1,432,028	\$ -
Corona-Norco Unified	Riverside	Norco Intermediate	04-117938	08/12/19	\$ 812,816	\$ -
Stockton Unified	San Joaquin	Cleveland Elementary	02-116886	08/12/19	\$ 3,874,216	\$ -
Moreno Valley Unified	Riverside	Canyon Springs High	04-117843	08/13/19	\$ 15,244,687	\$ -
Orange Unified	Orange	Canyon High	04-117300	08/14/19	\$ 7,032,986	\$ -
Kern High	Kern	Bakersfield High	03-118972	08/16/19	\$ 13,705,939	\$ -
Tahoe-Truckee Unified	Placer	Sierra Expeditionary Learning	02-114939	08/16/19	\$ 1,146,384	\$ -
Los Angeles Unified	Los Angeles	Sixty-Eight Street Elementary	03-118160	08/19/19	\$ 1,690,286	\$ -
Whittier City Elementary	Los Angeles	Mill Elementary	03-106560	08/19/19	\$ 1,393,200	\$ -
Grass Valley Elementary	Nevada	Grass Valley Charter	02-117269	08/19/19	\$ 2,556,209	\$ -
Grass Valley Elementary	Nevada	Margaret G Scotten Elementary	02-117268	08/19/19	\$ 2,476,211	\$ -
Los Nietos	Los Angeles	Aeolian Elementary	03-114092	08/23/19	\$ 2,812,991	\$ -
Elk Grove Unified	Sacramento	Joseph Kerr Middle	02-117149	08/23/19	\$ 2,188,989	\$ -
Lucia Mar Unified	San Luis Obispo	Oceano Elementary	03-118642	08/26/19	\$ 1,690,526	\$ -
Lucia Mar Unified	San Luis Obispo	Mesa Middle	03-118807	08/26/19	\$ 2,934,810	\$ -
Moraga Elementary	Contra Costa	Camino Pablo Elementary	01-117857	08/26/19	\$ 701,440	\$ -
Le Grand Union	Merced	Le Grand Elementary	Site/Design	08/26/19	\$ 302,660	\$ 201,774
Colusa Unified	Colusa	Burchfield Primary	02-114561	08/28/19	\$ 1,147,073	\$ -
Colusa Unified	Colusa	Colusa High	02-114560	08/28/19	\$ 1,178,921	\$ -
Colusa Unified	Colusa	Egling Middle	02-114558	08/28/19	\$ 1,413,093	\$ -
Saddleback Valley Unified	Orange	Rancho Santa Margarita	04-117874	08/29/19	\$ 6,019,974	\$ -
Desert Sands Unified	Riverside	Indio Middle	04-117991	08/29/19	\$ 4,500,965	\$ -
Riverside Unified	Riverside	Magnolia Elementary	04-117814	08/29/19	\$ 670,308	\$ -
Riverside Unified	Riverside	Fremont Elementary	04-117892	08/29/19	\$ 1,494,294	\$ -
Azusa Unified	Los Angeles	Murray Elementary	03-118150	08/30/19	\$ 1,372,382	\$ -
San Francisco Unified	San Francisco	Garfield Elementary	01-117815	08/30/19	\$ 1,805,257	\$ -
Kern Union High	Kern	North High	03-114830	09/03/19	\$ 4,559,315	\$ -
Chicago Park Elementary	Nevada	Chicago Park Elementary	02-117469	09/04/19	\$ 242,080	\$ 161,387
Chicago Park Elementary	Nevada	Chicago Park Community Charter	02-117469	09/04/19	\$ 439,813	\$ 293,209
Bennett Valley Union Elementary	Sonoma	Yulupa Elementary	01-112640	09/12/19	\$ 264,042	\$ -
Hanford Elementary	Kings	Lincoln Elementary	02-117625	09/13/19	\$ 2,683,314	\$ -
Hanford Elementary	Kings	George Washington	02-117307	09/13/19	\$ 2,476,072	\$ -
Desert Sands Unified	Riverside	Kennedy Elementary	04-118249	09/16/19	\$ 402,918	\$ -
Newport-Mesa Unified	Orange	Wilson Elementary	04-116611	09/17/19	\$ 1,802,983	\$ -
San Jose Unified	Santa Clara	Willow Glen High	01-108611	09/17/19	\$ 2,212,543	\$ -
San Jose Unified	Santa Clara	Lincoln High	01-117168	09/17/19	\$ 2,538,379	\$ -
Moreno Valley Unified	Riverside	Vista Heights	04-117821	09/19/19	\$ 6,163,856	\$ 4,109,237
Riverside Unified	Riverside	Adams Elementary	04-118175	09/19/19	\$ 1,012,227	\$ -
Panama-Buena Vista Union	Kern	Panama Elementary	03-118288	09/26/19	\$ 3,301,060	\$ -
Saugus Union Elementary	Los Angeles	Plum Canyon Elementary	03-119335	09/26/19	\$ 1,233,580	\$ -

SFP APPLICATIONS
Modernization Acknowledged Applications Received Past Existing Authority as of February 29, 2020

District	County	Site Name	DSA Number	50-04 Date Received	Estimated State Grant (a)	Estimated Financial Hardship (b)
Etiwanda Elementary	San Bernardino	Windrows Elementary	04-116986	09/26/19	\$ 3,255,348	\$ 2,170,232
Walnut Valley Unified	Los Angeles	Diamond Bar High	03-119136	09/30/19	\$ 13,519,632	\$ -
Center Joint Unified	Sacramento	Oak Hill Elementary	02-117135	09/30/19	\$ 3,641,528	\$ -
Moreno Valley Unified	Riverside	Badger Springs Middle	04-117899	10/08/19	\$ 5,234,589	\$ 3,489,726
Alta Vista Elementary	Tulare	Alta Vista Elementary	02-117379	10/08/19	\$ 1,656,832	\$ 1,104,555
Rockford Elementary	Tulare	Rockford Elementary	02-117409	10/08/19	\$ 442,844	\$ -
Wheatland Union High	Yuba	Wheatland Union High	02-117351	10/09/19	\$ 3,786,222	\$ -
Monterey Peninsula Unified	Monterey	George C Marshall Elementary	01-118121	10/11/19	\$ 691,138	\$ -
Monterey Peninsula Unified	Monterey	Highland Elementary	01-118108	10/11/19	\$ 550,516	\$ -
Monterey Peninsula Unified	Monterey	Monte Vista Elementary	01-118005	10/11/19	\$ 2,092,964	\$ -
Monterey Peninsula Unified	Monterey	Marina Vista Elementary	01-118107	10/14/19	\$ 754,887	\$ -
Sacramento City Unified	Sacramento	American Legion High (Continuation)	02-116158	10/17/19	\$ 376,386	\$ -
Sacramento City Unified	Sacramento	West Campus	02-115633	10/17/19	\$ 540,268	\$ -
Washington Unified	Yolo	Washington Middle College High	02-114394	10/17/19	\$ 1,243,180	\$ -
Visalia Unified	Tulare	Golden West High	02-116479	10/18/19	\$ 11,715,960	\$ -
Whittier City Elementary	Los Angeles	Daniel Phelan Elementary	03-106561	10/23/19	\$ 1,769,640	\$ -
Whittier City Elementary	Los Angeles	Lydia Jackson Elementary	03-107193	10/23/19	\$ 1,434,996	\$ -
Whittier City Elementary	Los Angeles	West Whittier Elementary	03-107194	10/23/19	\$ 5,566,584	\$ -
Elk Grove Unified	Sacramento	Foulks Ranch Elementary	02-117399	10/24/19	\$ 2,043,360	\$ -
Monterey Peninsula Unified	Monterey	La Mesa Elementary	01-118004	10/25/19	\$ 260,145	\$ -
Monterey Peninsula Unified	Monterey	Foothill Elementary	01-118109	10/25/19	\$ 666,640	\$ -
Redwood City Elementary	San Mateo	Orion Alternative	01-117236	10/25/19	\$ 550,482	\$ -
North Cow Creek Elementary	Shasta	North Cow Creek Elementary	Site/Design	10/25/19	\$ 252,263	\$ 168,176
Palmdale Elementary	Los Angeles	Dos Caminos Elementary	03-115845	10/30/19	\$ 906,607	\$ -
Glendale Unified	Los Angeles	College View	03-115058	10/31/19	\$ 1,313,607	\$ -
Mission Union Elementary	Monterey	Mission Elementary	01-118422	10/31/19	\$ 334,060	\$ 222,707
Corcoran Joint Unified	Kings	John Muir Middle	02-116090	11/08/19	\$ 1,888,499	\$ -
Corcoran Joint Unified	Kings	Mark Twain Elementary	02-116065	11/08/19	\$ 1,668,660	\$ -
Riverside Unified	Riverside	University Heights Middle	04-117674	11/14/19	\$ 418,281	\$ -
Sylvan Union Elementary	Stanislaus	Elizabeth Ustach Middle	02-117460	11/18/19	\$ 5,174,338	\$ -
Plaza Elementary	Glenn	Plaza Elementary	02-117528	11/19/19	\$ 1,022,988	\$ 681,992
Hanford Elementary	Kings	Lee Richmond Elementary	02-117535	11/19/19	\$ 1,533,537	\$ -
Hesperia Unified	San Bernardino	Joshua Circle Elementary	04-117025	11/19/19	\$ 2,061,850	\$ -
Hesperia Unified	San Bernardino	Sultana High	04-117026	11/19/19	\$ 2,040,420	\$ -
Whittier City Elementary	Los Angeles	Christian Sorensen Elementary	03-115379	11/20/19	\$ 3,126,055	\$ -
Centralia Elementary	Orange	San Marino Elementary	04-118111	11/21/19	\$ 532,907	\$ -
Oak Park Unified	Ventura	Brookside Elementary	03-119461	11/21/19	\$ 2,943,843	\$ -
Hanford Elementary	Kings	Roosevelt Elementary	02-117610	11/25/19	\$ 1,205,134	\$ -
Burton Elementary	Tulare	Oak Grove Elementary	02-117043	11/25/19	\$ 2,939,952	\$ -
Burton Elementary	Tulare	Burton Elementary	02-117097	11/25/19	\$ 1,776,355	\$ -
Burton Elementary	Tulare	Jim Maples Academy	02-117158	11/25/19	\$ 2,122,800	\$ -
Santa Paula Unified	Ventura	Barbara Webster Elementary	03-117697	11/25/19	\$ 1,791,587	\$ -
Waterford Unified	Stanislaus	Richard M Moon Primary	Site/Design	11/26/19	\$ 408,014	\$ 272,009
Waterford Unified	Stanislaus	Lucille Whitehead Intermediate	Site/Design	11/26/19	\$ 95,434	\$ 63,623
Waterford Unified	Stanislaus	Waterford Junior High	Site/Design	11/26/19	\$ 230,927	\$ 153,951
Waterford Unified	Stanislaus	Sentinel High	Site/Design	11/26/19	\$ 16,399	\$ 10,933
Moraga Elementary	Contra Costa	Donald L Rheem Elementary	01-117858	12/02/19	\$ 2,671,694	\$ -

SFP APPLICATIONS
Modernization Acknowledged Applications Received Past Existing Authority as of February 29, 2020

District	County	Site Name	DSA Number	50-04 Date Received	Estimated State Grant (a)	Estimated Financial Hardship (b)
Morongo Unified	San Bernardino	Yucca Valley High	04-118319	12/02/19	\$ 1,384,070	\$ -
Mountain View-Los Altos Union High	Santa Clara	Mountain View High	01-117904	12/02/19	\$ 3,835,811	\$ -
Los Alamitos Unified	Orange	Rossmoor Elementary	04-114736	12/04/19	\$ 626,198	\$ -
Los Nietos	Los Angeles	Ada S Nelson Elementary	03-114094	12/06/19	\$ 2,021,740	\$ -
Whittier City Elementary	Los Angeles	Katherine Edwards Middle	03-118600	12/18/19	\$ 6,543,024	\$ -
Riverside Unified	Riverside	Alcott Elementary	04-117959	12/19/19	\$ 1,013,094	\$ -
Los Angeles Unified	Los Angeles	Ninety-Third Street Elementary	03-116755	12/20/19	\$ 900,630	\$ -
Los Angeles Unified	Los Angeles	Foshay Learning Center	03-116888	12/20/19	\$ 4,012,461	\$ -
Los Angeles Unified	Los Angeles	Venice Senior High	03-119154	12/20/19	\$ 7,478,560	\$ -
San Rafael City High	Marin	San Rafael High	01-115533	12/20/19	\$ 986,446	\$ -
Monterey Peninsula Unified	Monterey	Seaside Middle	01-118122	12/20/19	\$ 2,011,747	\$ -
Riverside Unified	Riverside	Longfellow Elementary	04-117960	12/26/19	\$ 1,356,938	\$ -
Rosemead Elementary	Los Angeles	Muscatel Middle	03-109178	01/06/20	\$ 4,030,939	\$ -
Little Lake City Elementary	Los Angeles	Lakeside Middle	03-115454	01/13/20	\$ 4,543,695	\$ -
Corona-Norco Unified	Riverside	Jefferson Elementary	04-118005	01/15/20	\$ 2,544,857	\$ -
Center Joint Unified	Sacramento	Center High	02-117487	01/16/20	\$ 8,971,020	\$ 5,980,680
Woodlake Unified	Tulare	Woodlake Valley Middle	02-117237	01/16/20	\$ 1,735,245	\$ -
Calexico Unified	Imperial	Calexico High	04-117794	01/21/20	\$ 18,119,529	\$ -
Redwood City Elementary	San Mateo	Hawes Elementary	01-117951	01/21/20	\$ 491,590	\$ -
Los Nietos	Los Angeles	Los Nietos Middle	03-116199	01/24/20	\$ 569,446	\$ -
Rosemead Elementary	Los Angeles	Muscatel Middle	03-114328	01/24/20	\$ 1,904,011	\$ -
Oak Park Unified	Ventura	Medea Creek Middle	03-119462	01/24/20	\$ 5,746,358	\$ -
Monterey County Office of Education	Monterey	Bard Blades (TMR)	01-117689	01/27/20	\$ 814,737	\$ -
San Lorenzo Unified	Alameda	Colonial Acres Elementary	01-116536	01/27/20	\$ 1,022,207	\$ -
Los Angeles Unified	Los Angeles	Susan Miller Dorsey Senior High	03-117794	01/28/20	\$ 872,225	\$ -
Anaheim Union High	Orange	Western High	04-118221	01/28/20	\$ 2,579,977	\$ -
East Side Union High	Santa Clara	William C Overfelt High	01-117865	01/28/20	\$ 246,855	\$ -
Whittier City Elementary	Los Angeles	Longfellow Elementary	03-106559	01/29/20	\$ 3,420,166	\$ -
Tulare City	Tulare	Roosevelt Elementary	02-114627	01/29/20	\$ 2,470,914	\$ -
Central Union High	Imperial	Southwest High	04-118097	01/31/20	\$ 1,349,208	\$ -
Las Virgenes Unified	Los Angeles	White Oak Elementary	03-101924	02/03/20	\$ 1,351,367	\$ -
Garden Grove Unified	Orange	Morningside Elementary	04-115411	02/04/20	\$ 273,783	\$ -
Walnut Valley Unified	Los Angeles	South Pointe Middle	03-118739	02/04/20	\$ 950,894	\$ -
Los Alamitos Unified	Orange	Jack L Weaver Elementary	04-116464	02/04/20	\$ 355,161	\$ -
Castro Valley Unified	Alameda	Creekside Middle	01-117540	02/05/20	\$ 1,165,308	\$ -
Long Beach Unified	Los Angeles	Alvarado Elementary	03-119262	02/06/20	\$ 2,002,889	\$ -
Long Beach Unified	Los Angeles	Bixby Elementary	03-119200	02/06/20	\$ 2,585,231	\$ -
Greenfield Union	Kern	Planz Elementary	Site/Design	02/07/20	\$ 228,942	\$ 152,628
Greenfield Union	Kern	Plantation Elementary	Site/Design	02/07/20	\$ 172,273	\$ 114,849
Greenfield Union	Kern	Leon H Ollivier Middle	Site/Design	02/07/20	\$ 899,293	\$ 599,529
Greenfield Union	Kern	Raffaello Palla Elementary	Site/Design	02/07/20	\$ 698,160	\$ 465,440
Greenfield Union	Kern	McKee Middle	Site/Design	02/07/20	\$ 655,251	\$ 436,834
Greenfield Union	Kern	W A Kendrick Elementary	Site/Design	02/07/20	\$ 615,801	\$ 410,534
Greenfield Union	Kern	Greenfield Middle	Site/Design	02/07/20	\$ 234,649	\$ 156,433
Greenfield Union	Kern	Fairview Elementary	Site/Design	02/07/20	\$ 423,162	\$ 282,108
Long Beach Unified	Los Angeles	Muir Elementary	03-119244	02/07/20	\$ 7,924,918	\$ -
Centralia Elementary	Orange	Los Coyotes Elementary	04-118606	02/07/20	\$ 125,931	\$ -

SFP APPLICATIONS
Modernization Acknowledged Applications Received Past Existing Authority as of February 29, 2020

District	County	Site Name	DSA Number	50-04 Date Received	Estimated State Grant (a)	Estimated Financial Hardship (b)
Fountain Valley Elementary	Orange	Tamura (Hisamatsu) Elementary	04-117588	02/10/20	\$ 1,476,090	\$ -
Fountain Valley Elementary	Orange	Newland (William T) Elementary	04-117591	02/10/20	\$ 2,318,769	\$ -
Del Norte County Unified	Del Norte	Mary Peacock Elementary	01-118086	02/11/20	\$ 1,883,811	\$ 1,255,874
Del Norte County Unified	Del Norte	Bess Maxwell Elementary	01-118085	02/11/20	\$ 1,423,794	\$ 949,196
Del Norte County Unified	Del Norte	Pine Grove Elementary	01-118087	02/11/20	\$ 1,153,663	\$ 769,109
Garden Grove Unified	Orange	Newhope Elementary	04-114093	02/11/20	\$ 432,606	\$ -
San Ramon Valley Unified	Contra Costa	Rancho Romero Elementary	01-116911	02/13/20	\$ 3,143,938	\$ -
San Ramon Valley Unified	Contra Costa	Vista Grande Elementary	01-116980	02/13/20	\$ 2,013,096	\$ -
Redwood City Elementary	San Mateo	Henry Ford Elementary	01-117900	02/18/20	\$ 1,857,848	\$ -
Martinez Unified	Contra Costa	John Muir Elementary	01-118033	02/24/20	\$ 863,677	\$ -
Kelseyville Unified	Lake	Riviera Elementary	01-118093	02/24/20	\$ 1,497,543	\$ 998,362
Kelseyville Unified	Lake	Mountain Vista Middle	01-117974	02/24/20	\$ 2,445,681	\$ -
Palo Alto Unified	Santa Clara	Palo Alto High	01-115352	02/24/20	\$ 2,528,747	\$ -
Kelseyville Unified	Lake	Kelseyville Elementary	01-118115	02/26/20	\$ 1,208,056	\$ 805,371
Chino Valley Unified	San Bernardino	Ruben S Ayala High	04-118029	02/27/20	\$ 7,953,343	\$ -
Moreno Valley Unified	Riverside	North Ridge Elementary	04-117822	02/28/20	\$ 3,739,924	\$ -
Cajon Valley Union	San Diego	Johnson Elementary	04-118531	02/28/20	\$ 126,661	\$ -

Summary of Received-Exceeds for Modernization Funding	Total (in Dollars)
Subtotal of Estimated State Grant (Column F)	\$ 800,967,387
Subtotal of Estimated Financial Hardship (Column G)	\$ 59,858,204
Total of Estimated State Grant and Financial Hardship	\$ 860,825,591

INFORMATION ITEM

FACILITY HARDSHIP/REHABILITATION APPROVALS WITHOUT FUNDING

As of February 26, 2020

FACILITY HARDSHIP/REHABILITATION APPROVALS WITHOUT FUNDING

As of 2/26/2020 State Allocation Board

FACILITY HARDSHIP

School District	County	Program	Application Number	School Site Name	SAB Approval Date	Funding Application Due Date	Estimated State Grant

Estimated Total Need (State Share) \$ -

REHABILITATION

School District	County	Program	Application Number	School Site Name	SAB Approval Date	Funding Application Due Date	Estimated State Grant
Lewiston Elementary	Trinity	Facility Hardship	58/71746-00-002	Lewiston Elementary	9/25/2019	7/25/2019	\$ 502,314 *
Greenfield Union Elementary	Monterey	Facility Hardship	58/66035-00-001	Vista Verde Middle	10/23/2019	4/23/2021	\$ 1,125,922 *
Greenfield Union Elementary	Monterey	Facility Hardship	58/66035-00-002	Mary Chapa Academy	10/23/2019	4/23/2021	\$ 1,338,828 *
Greenfield Union Elementary	Monterey	Facility Hardship	58/66035-00-003	Oak Avenue Elementary	10/23/2019	4/23/2021	\$ 1,035,344 *
Trinity Alps Unified	Trinity	Facility Hardship	58/76513-00-001	Weaverville Elementary	2/26/2020	8/26/2021	\$ 5,050,576 *

Estimated Total Need (State Share) \$ 9,052,984

Facility Hardship and Rehabilitation Estimated Total Need (State Share) \$ 9,052,984

*These projects have received approvals for design funding which are included in the Estimated State Grant amount.

Section 1859.81. Financial Hardship.

Except for Joint-Use Projects and Career Technical Education Facilities Projects, a district is eligible for financial hardship to fund all or a portion of its matching share requirement after demonstrating the requirements of (a), (c), and (d) below:

(a) The district is financially unable to provide all necessary matching funds for an eligible project. To determine this, an analysis shall be made of the district's financial records by the OPSC including data and records maintained by the CDE and the County Office of Education. The analysis shall consist of a review of the district's latest Independent Audit regarding funds available from all capital facility accounts, including, but not limited to, developer fees, funds generated from capital facility certificates of participation, federal grants, redevelopment funds, sale proceeds from surplus property, the appraised value of facilities approved for replacement pursuant to Section 1859.82, bond funds either encumbered, unencumbered or authorized but unsold, and savings from other SFP projects. All funds thus identified that have not been expended or encumbered by a contractual agreement for a specific capital outlay purpose prior to the initial request for financial hardship status shall be deemed available as a matching contribution.

After the initial request for financial hardship status is granted, no further encumbrances will be approved by the OPSC and all prospective revenue made available to the district's capital facility accounts shall be deemed available as matching contribution on the subsequent financial hardship review, with the exception of:

- (1) Approved interim housing expenditures.
- (2) Funding to pay for previously recognized multi-year encumbrances approved at the initial financial hardship approval.
- (3) Funding that is transferred into a Special Reserve Fund and is used for the express purpose of the Federal Renovation Program when the amount expended out of that fund does not exceed the maximum Federal Renovation Grant amount.
- (4) Funding that is transferred into a Special Reserve Fund and is used for the express purpose of the School Facilities Needs Assessment Grant Program or Emergency Repair Program when the amount expended out of that fund does not exceed the maximum grant amount apportioned.
- (5) Funding that is transferred into a Special Reserve Fund and is used for the express purpose of the Career Technical Education Facilities Program when the amount expended out of that fund does not exceed the applicant's share of the maximum grant amount apportioned.
- (6) Funding that is transferred into a Special Reserve Fund and used for the express purpose of the Overcrowding Relief Grant when the amount expended out of that fund does not exceed the amount of the site acquisition and design costs of the project and the district has submitted an approved Form SAB 50-11.
- (7) Funding that is used for the express purpose of reimbursing the State a proportionate share of financial hardship received when there has been a transfer of a special education program and title to the facility. In addition, the funding was used within five years of the title transfer.
- (8) Funding to pay for obtaining a structural report pursuant to Section 1859.82 for an approvable and funded seismic mitigation project.
- (9) All other capital facility funding for a period of three years when no subsequent financial hardship request is made during this period, with the exception of the funding identified in (6). The three-year period begins with the date of the most recent financial hardship new construction or modernization adjusted grant funding apportionment.

When Overcrowding Relief Grant funding is set aside pursuant to (6) and the School District has not submitted, or the OPSC has not accepted, a Form SAB 50-04 for an Overcrowding Relief Grant within three years from the date of deposit into the Special Reserve Fund, or the School District has not met the requirements in Sections 1859.90 or 1859.105, remaining funds plus interest accrued at the Pooled Money Investment Board rate at that time period shall be deemed available as matching contribution on a subsequent financial hardship project or be captured through an audit adjustment pursuant to Section 1859.106.

The financial hardship analysis is subject to approval by the Board.

(b) From the funds deemed available as a matching contribution, the district may retain \$19,776 per classroom in each enrollment reporting period for the cost to provide interim housing for the currently unhoused pupils of the district. The amount shown shall be adjusted annually in the manner prescribed in Section 1859.71. The number of classrooms needed for interim housing for the currently unhoused pupils shall be the sum of the positive numbers determined in (b)(7) as follows:

(1) Determine the current enrollment of the district by grade level as shown on the latest Form SAB 50-01.

(2) Determine the New Construction Grants apportioned by grade level for all SFP projects and LPP funded under the provisions of Sections 1859.12 or 1859.13 where the district has submitted Form SAB 50-06 indicating that the project is 100 percent complete.

(3) Subtract (b)(2) from (b)(1).

(4) Determine the number of classrooms by grade level reported in Part 1, Line 8 on Form SAB 50-02.

(5) Multiply the classrooms determined in (b)(4) by 25 for K-6, 27 for 7-12, 13 for Non-Severe and 9 for Severe.

(6) Subtract the product determined in (b)(5) from the difference determined in (b)(3) by grade level.

(7) Divide the difference by grade level determined in (b)(6) by 25 for K-6, 27 for 7-12, 13 for Non-Severe and 9 for Severe and round up to the nearest whole number.

From the funds deemed available as a matching contribution, the district may also retain \$19,776 per portable toilet unit in each reporting period for the cost to provide necessary interim toilet facilities for the currently unhoused pupils of the district. The amount shown shall be adjusted annually in the manner prescribed in Section 1859.71. The number of toilet facilities needed for interim housing shall be the sum of the positive numbers determined in (b)(7) divided by eight rounded up to the nearest whole number.

From the funds deemed available as a matching contribution, the district may also retain \$19,776 per classroom in each reporting period for the cost to provide necessary interim housing for the currently unhoused pupils displaced as a result of a SAB approved seismic mitigation project pursuant to Section 1859.82. The amount shown shall be adjusted annually in the manner prescribed in Section 1859.71. The number of classrooms needed for interim housing shall be the quotient of the displaced pupils by 25 for K-6, 27 for 7-12, 13 for Non-Severe and 9 for Severe and round up to the nearest whole number.

If the district's available funds, as determined by the OPSC analysis less costs for interim housing, is less than its matching share, the district will be deemed to have met the requirements of this Subsection.

(c) The district has made all reasonable efforts to fund its matching share of the project by demonstrating it is levying the developer fee justified under law or an alternative revenue source equal to or greater than the developer fee otherwise justified under law at the time of request for hardship and the district meets at least one of the following:

(1) The current outstanding bonded indebtedness of the district issued for the purpose of constructing school facilities in accordance with Education Code Section 17072.35 or 17074.25 as appropriate, at the time of request for financial hardship status, is at least 60 percent of the district's total bonding capacity. Outstanding bonded indebtedness includes that part of general obligation bonds, Mello-Roos Bonds, School Facility Improvement District Bonds and certificates of participation which the district is paying a debt service that was issued for capital outlay school facility purposes.

(2) The district had a successful registered voter bond election for at least the maximum amount allowed under Proposition 39 within the previous two years from the date of request for financial hardship status. The proceeds from the bond election that represent the maximum amount allowed under the provisions of Proposition 39 must be used to fund the district's matching share requirement for SFP project(s).

(3) It is a County Superintendent of Schools.

(4) The district's total bonding capacity at the time of the request for financial hardship status is \$5 million or less.

(5) Other evidence of reasonable effort as approved by the SAB.

If the district's request for financial hardship status is denied by the Board, the district may be deemed eligible for rental payments of \$2,000 per year per classroom under the Emergency School Classroom Law of 1979 for a two year period when relocatable classroom buildings are available and the district provides financial documentation that it is unable to afford the full rental amount and any other information satisfactory to the Board that the rental reduction is necessary. The number of classrooms eligible for the \$2,000 rental payments shall be the sum of the numbers determined in (c)(5)(B) as follows:

(A) Determine the number of pupils by grade level that the district requested a New Construction Grant on the Form SAB 50-04 that were denied financial hardship status.

(B) Divide the number by grade level determined in (c)(5)(A) by 25 for K-6, 27 for 7-12, 13 for Non-Severe and 9 for Severe and round up to the nearest whole number.

(d) The district has not signed a contract for acquisition or construction of classrooms that replace existing facility(ies), which were included in the determination of the district's new construction eligibility pursuant to Education Code Section 17071.75, in a locally funded project during the five-year period immediately preceding the district's application for financial hardship assistance. This restriction may be lifted if the Board finds that unforeseen and extenuating circumstances existed that required the district to use local funds to replace the facility(ies).

(e) If the district meets the financial hardship requirements in this Section, the amount of financial hardship is equal to the district's matching share less funds deemed available in (a).

(1) Once a district has been notified by OPSC that it meets the requirements of financial hardship in this Section, the district may file Form SAB 50-04 under the

provisions of financial hardship anytime within a period of 180 calendar days from the date of the OPSC notification.

(2) If the district does not submit Form SAB 50-04 under the provisions of financial hardship within 180 calendar days of the OPSC notification of approval of financial hardship status, the district must re-qualify for financial hardship status under the provisions of this Section by submittal of a new request for financial hardship status.

(3) If the project(s) has been included on an unfunded list for more than 180 calendar days, a review of the district's funds pursuant to (a) will be made to determine if additional district funds are available to fund the district's matching share of the project(s).

Financial hardship approval status by the OPSC for a separate design and/or site apportionment does not apply to any subsequent funding for the project(s).

(f) If the district submits Form SAB 50-04 within 180 calendar days of the OPSC notification of approval of financial hardship and the project(s) has been included on the "Unfunded List (Lack of AB 55 Loans)" for more than 180 calendar days as a result of the State of California's inability to provide interim financing from the Pooled Money Investment Account (AB 55 loans), the Board may suspend the unfunded review requirement as defined in Regulation Section 1859.81(e). Projects added to any other unfunded list shall be subject to the review detailed in Regulation Section 1859.81(e). Regulation Section 1859.81(f) shall become inoperative July 1, 2011.

(g) A project added to an unfunded list on or after July 1, 2011 will be subject to the review detailed in section (e)(3). For projects added to an unfunded list between February 25, 2009 and June 30, 2011, only the district's financial records on or after July 1, 2011 will be considered in calculating any adjustment to the district's matching share.

(h) On or after September 22, 2017, a district may submit a request for funding in advance of obtaining a determination of Financial Hardship.

(1) To be considered for Financial Hardship, the district must check the box on the Form SAB 50-04 requesting Financial Hardship pursuant to this subsection when submitting a request for funding.

(2) Prior to processing an application OPSC will notify the district in writing to submit the necessary documentation for a Financial Hardship analysis pursuant to (a), (b), (c) and (d). OPSC will not accept any documents for a Financial Hardship analysis in advance of the notification. Failure to submit the requested documentation within 60 calendar days of OPSC's notification will result in either a. or b.:

a. District may amend their Form SAB 50-04 to exclude the request for Financial Hardship determination.

b. OPSC will return the request for funding and related materials to the district.

(3) Upon notification of Financial Hardship approval, any Form SAB 50-04 processed within 180 calendar days of the approval date will be included in the approval.

(4) For any Form SAB 50-04 processed more than 180 calendar days after the date of the Financial Hardship approval the district shall re-qualify for Financial Hardship status.

Note: Authority cited: Sections 17070.35, 17075.15, 17078.72 and 17592.73, Education Code.

Reference: Sections 17071.75, 17075.10, 17075.15, and 17079.20, Education Code.