

State Allocation Board Agenda



Lisa Silverman, Executive Officer
Office of Public School Construction
707 Third Street
West Sacramento, CA 95605

Public Meeting
Wednesday, February 26, 2020
State Capitol, Room 2040*
Sacramento, CA 95814
4:00 p.m.*

General Information
(916) 376-1771

For further information, please contact your Project Manager.

*Meeting room and time subject to change.

A copy of the 10-Day Notice can be found on the [OPSC website](#)

February 26, 2020

Agenda

CLOSED SESSION

Pursuant to Government Code Section 11126(e)(1), the Board will meet in closed session for the purpose of conferring with and receiving advice from counsel regarding pending litigation.

<u>TAB</u>	<u>SUBJECT</u>	<u>PRESENTER</u>	<u>PAGE</u>
	Call Meeting to Order	Chair	
	Roll Call	Secretary	
	Table of Contents		i – ii
1	Alphabetical Listing		iii – vi
2	Minutes of January 22, 2020		1 – 7
3	Executive Officer Statement		8 – 9
4	<u>CONSENT AGENDA</u>		
	<u>SCHOOL FACILITY PROGRAM</u>		
	Resolution		10
	Eligibility Approvals		11 – 42
	Unfunded Approvals		42 – 135
	Charter School Facilities Program Preliminary Apportionments		136 – 137
	Closeouts		138 – 142
	Substantial Progress Reductions to Costs Incurred		143 – 144
	Facility Hardship/Rehabilitation Program		145 – 149

NEXT MONTHLY STATE ALLOCATION BOARD MEETING – MARCH 25, 2020

February 26, 2020

Agenda

<u>TAB</u>	<u>SUBJECT</u>	<u>PAGE</u>
5	<u>FINANCIAL REPORTS</u>	150 - 171
6	<u>APPEAL ITEMS</u>	
	TRINITY ALPS UNIFIED/TRINITY 58/76513-00-001 AND 57/76513-00-001 To present the District's request for the following: 1. To receive Financial Hardship status based upon "other evidence of reasonable effort as approved by the State Allocation Board;" and 2. To receive expedited Apportionments outside of the priority funding process for Facility Hardship projects at Weaverville Elementary and Trinity High Schools.	172 – 210c
7	<u>ACTION ITEMS</u>	
	STATE ALLOCATION BOARD VICE-CHAIR SELECTION To elect a Vice-Chair of the State Allocation Board	211
	PROPOSED REGULATIONS FOR THE FACILITY HARDSHIP AND SEISMIC MITIGATION PROGRAMS To present to the State Allocation Board proposed regulations amending the Facility Hardship and Seismic Mitigation Programs under the School Facility Program.	212 – 333
8	<u>REPORTS, DISCUSSION AND INFORMATION ITEMS</u>	
	OVERVIEW OF THE BAGLEY-KEENE OPEN MEETING ACT The State Allocation Board (Board) has invited the Attorney General's Office to address the Board regarding compliance with the Bagley-Keene Open Meeting Act.	334
	State Allocation Board Three-Month Projected Workload	335 – 336
	Dates for 2020 State Allocation Board Meetings	337
	School Facility Program Unfunded List (Reg. Section 1859.95)	338 – 342
	School Facility Program Workload List	343 – 366
	Full-Day Kindergarten Facilities Grant Program	367 – 374
	School Facility Program Acknowledged List (Reg. Section 1859.95.1)	375 – 386
	Facility Hardship/Rehabilitation Approvals Without Funding	387 – 388
	School Facility Program Financial Hardship (Reg. Section 1859.81)	389 – 392

February 26, 2020

Alphabetical Listing

<u>School District</u>	<u>County</u>	<u>Category</u>	<u>Page No.</u>
ALAMEDA CITY UNIFIED	ALAMEDA	SFP-New Construction	Consent14
ALAMEDA CITY UNIFIED	ALAMEDA	SFP-Modernization	Consent43
ALHAMBRA UNIFIED	LOS ANGELES	SFP-Modernization	Consent14
ALISAL UNION	MONTEREY	SFP-Modernization	Consent14
ALVORD UNIFIED	RIVERSIDE	SFP-Modernization	Consent43
ALVORD UNIFIED	RIVERSIDE	SFP-Modernization	Consent43
ALVORD UNIFIED	RIVERSIDE	SFP-Modernization	Consent43
ANTELOPE ELEMENTARY	TEHAMA	SFP-Modernization	Consent14
ARVIN UNION ELEMENTARY	KERN	SFP-New Construction	Consent14
ARVIN UNION ELEMENTARY	KERN	SFP-New Construction	Consent43
ARVIN UNION ELEMENTARY	KERN	SFP-Modernization	Consent43
ATASCADERO UNIFIED	SAN LUIS OBISPO	SFP-New Construction	Consent14
ATASCADERO UNIFIED	SAN LUIS OBISPO	SFP-Modernization	Consent43
ATASCADERO UNIFIED	SAN LUIS OBISPO	SFP-Modernization	Consent43
ATASCADERO UNIFIED	SAN LUIS OBISPO	SFP-Modernization	Consent43
ATWATER ELEMENTARY	MERCED	SFP-Modernization	Consent14
AZUSA UNIFIED	LOS ANGELES	SFP-Modernization	Consent43
AZUSA UNIFIED	LOS ANGELES	SFP-Modernization	Consent43
BAKERSFIELD CITY ELEM.	KERN	SFP-Modernization	Consent14
BERRYESSA UNION ELEM.	SANTA CLARA	SFP-Modernization	Consent14
CAMPBELL UNION ELEM.	SANTA CLARA	SFP-Modernization	Consent14
CAPISTRANO UNIFIED	ORANGE	SFP-New Construction	Consent43
CAPISTRANO UNIFIED	ORANGE	SFP-Modernization	Consent14
CASTRO VALLEY UNIFIED	ALAMEDA	SFP-Modernization	Consent14
CENTRAL ELEMENTARY	SAN BERNARDINO	SFP-Modernization	Consent14
CENTRAL ELEMENTARY	SAN BERNARDINO	SFP-Modernization	Consent43
CENTRAL ELEMENTARY	SAN BERNARDINO	SFP-Modernization	Consent43
CENTRAL ELEMENTARY	SAN BERNARDINO	SFP-Modernization	Consent43
CENTRAL UNIFIED	FRESNO	SFP-Modernization	Consent14
CHICO UNIFIED	BUTTE	SFP-Charter	Consent136
CHICO UNIFIED	BUTTE	SFP-Charter	Consent137
CHICO UNIFIED	BUTTE	SFP-Modernization	Consent145
CHULA VISTA ELEMENTARY	SAN DIEGO	SFP-New Construction	Consent14
CHULA VISTA ELEMENTARY	SAN DIEGO	SFP-New Construction	Consent43
CLOVIS UNIFIED	FRESNO	SFP-Modernization	Consent43
COLTON JOINT UNIFIED	SAN BERNARDINO	SFP-New Construction	Consent14
COLTON JOINT UNIFIED	SAN BERNARDINO	SFP-Modernization	Consent43
CORCORAN JOINT UNIFIED	KINGS	SFP-New Construction	Consent11/14
CORCORAN JOINT UNIFIED	KINGS	SFP-New Construction	Consent43
CORCORAN JOINT UNIFIED	KINGS	SFP-Modernization	Consent14
CORCORAN JOINT UNIFIED	KINGS	SFP-Modernization	Consent43
CORCORAN JOINT UNIFIED	KINGS	SFP-Modernization	Consent43
DESERT SANDS UNIFIED	RIVERSIDE	SFP-Modernization	Consent11
DESERT SANDS UNIFIED	RIVERSIDE	SFP-Modernization	Consent43
DINUBA UNIFIED	TULARE	SFP-Modernization	Consent14
DINUBA UNIFIED	TULARE	SFP-Modernization	Consent43
DINUBA UNIFIED	TULARE	SFP-Modernization	Consent43

February 26, 2020

Alphabetical Listing

<u>School District</u>	<u>County</u>	<u>Category</u>	<u>Page No.</u>
DINUBA UNIFIED	TULARE	SFP-Modernization	Consent43
DOWNEY UNIFIED	LOS ANGELES	SFP-New Construction	Consent43
EL CENTRO ELEMENTARY	IMPERIAL	SFP-Modernization	Consent14
ELK GROVE UNIFIED	SACRAMENTO	SFP-New Construction	Consent43
EUREKA CITY UNIFIED	HUMBOLDT	SFP-Modernization	Consent14
FOLSOM-CORDOVA UNIFIED	SACRAMENTO	SFP-New Construction	Consent43
FOLSOM-CORDOVA UNIFIED	SACRAMENTO	SFP-Modernization	Consent43
FORESTHILL UNION ELEM.	PLACER	SFP-Modernization	Consent14
FULLERTON JOINT UN. HIGH	ORANGE	SFP-New Construction	Consent14
FULLERTON JOINT UN. HIGH	ORANGE	SFP-Modernization	Consent14
FULLERTON JOINT UN. HIGH	ORANGE	SFP-Modernization	Consent43
GREENFIELD UNION ELEM.	MONTEREY	SFP-New Construction	Consent43
GRIDLEY UNIFIED	BUTTE	SFP-Modernization	Consent14
GRIDLEY UNIFIED	BUTTE	SFP-Modernization	Consent43
GRIDLEY UNIFIED	BUTTE	SFP-Modernization	Consent43
GRIDLEY UNIFIED	BUTTE	SFP-Modernization	Consent43
GRIDLEY UNIFIED	BUTTE	SFP-Modernization	Consent43
GROSSMONT UNION HIGH	SAN DIEGO	SFP-Modernization	Consent43
HOLLISTER ELEMENTARY	SAN BENITO	SFP-Modernization	Consent43
JURUPA UNIFIED	RIVERSIDE	SFP-New Construction	Consent43
JURUPA UNIFIED	RIVERSIDE	SFP-Modernization	Consent43
JURUPA UNIFIED	RIVERSIDE	SFP-Modernization	Consent43
JURUPA UNIFIED	RIVERSIDE	SFP-Modernization	Consent43
KONOCTI UNIFIED	LAKE	SFP-Modernization	Consent14
LAMMERSVILLE JOINT UNIFIED	SAN JOAQUIN	SFP-New Construction	Consent14
LANCASTER ELEMENTARY	LOS ANGELES	SFP-Modernization	Consent43
LONG BEACH UNIFIED	LOS ANGELES	SFP-New Construction	Consent43
LOS ANGELES CO. OFC. OF ED.	LOS ANGELES	SFP-New Construction	Consent138
LOS ANGELES UNIFIED	LOS ANGELES	SFP-COS	Consent140
LOS ANGELES UNIFIED	LOS ANGELES	SFP-Charter	Consent141
LOS ANGELES UNIFIED	LOS ANGELES	SFP-ORG	Consent142
MERCED CITY ELEMENTARY	MERCED	SFP - Modernization	Consent43
MERCED CITY ELEMENTARY	MERCED	SFP - Modernization	Consent43
MORENO VALLEY UNIFIED	RIVERSIDE	SFP - Modernization	Consent43
MORENO VALLEY UNIFIED	RIVERSIDE	SFP - Modernization	Consent43
NATOMAS UNIFIED	SACRAMENTO	SFP - New Construction	Consent43
NATOMAS UNIFIED	SACRAMENTO	SFP - New Construction	Consent43
NATOMAS UNIFIED	SACRAMENTO	SFP - New Construction	Consent43
PACIFIC ELEMENTARY	SANTA CRUZ	SFP - New Construction	Consent43
PACIFIC ELEMENTARY	SANTA CRUZ	SFP - New Construction	Consent43
PACIFIC ELEMENTARY	SANTA CRUZ	SFP - Modernization	Consent14
PACIFIC ELEMENTARY	SANTA CRUZ	SFP - Modernization	Consent43
PALO ALTO UNIFIED	SANTA CLARA	SFP - Modernization	Consent14
PERRIS UNION HIGH	RIVERSIDE	SFP - New Construction	Consent43
PIXLEY UNION ELEMENTARY	TULARE	SFP - Modernization	Consent43
POLLOCK PINES ELEMENTARY	EL DORADO	SFP - Modernization	Consent43
POLLOCK PINES ELEMENTARY	EL DORADO	SFP - Modernization	Consent43
POMONA UNIFIED	LOS ANGELES	SFP - New Construction	Consent14

February 26, 2020

Alphabetical Listing

<u>School District</u>	<u>County</u>	<u>Category</u>	<u>Page No.</u>
POMONA UNIFIED	LOS ANGELES	SFP - New Construction	Consent43
POTTER VALLEY COMM. UNIF.	MENDOCINO	SFP - Modernization	Consent11
POTTER VALLEY COMM. UNIF.	MENDOCINO	SFP - Modernization	Consent43
POWAY UNIFIED	SAN DIEGO	SFP - New Construction	Consent14
REDONDO BEACH UNIFIED	LOS ANGELES	SFP - Modernization	Consent14
RINCON VALLEY UNION ELEM.	SONOMA	SFP - Modernization	Consent43
RINCON VALLEY UNION ELEM.	SONOMA	SFP - Modernization	Consent43
SAN BENITO HIGH	SAN BENITO	SFP - Modernization	Consent14
SAN BENITO HIGH	SAN BENITO	SFP - Modernization	Consent43
SAN FRANCISCO UNIFIED	SAN FRANCISCO	SFP - Modernization	Consent43
SAN JUAN UNIFIED	SACRAMENTO	SFP - Modernization	Consent14
SAN JUAN UNIFIED	SACRAMENTO	SFP - Modernization	Consent43
SAN RAMON VALLEY UNIFIED	CONTRA COSTA	SFP - Modernization	Consent11
SAN RAMON VALLEY UNIFIED	CONTRA COSTA	SFP - Modernization	Consent43
SAN RAMON VALLEY UNIFIED	CONTRA COSTA	SFP - Modernization	Consent43
SAN RAMON VALLEY UNIFIED	CONTRA COSTA	SFP - Modernization	Consent43
SAN RAMON VALLEY UNIFIED	CONTRA COSTA	SFP - Modernization	Consent43
SANGER UNIFIED	FRESNO	SFP - Modernization	Consent14
SANTA ANA UNIFIED	ORANGE	SFP - Modernization	Consent14
SANTA BARBARA UNIFIED	SANTA BARBARA	SFP - Modernization	Consent14
SANTA MARIA-BONITA	SANTA BARBARA	SFP - New Construction	Consent14
SCOTTS VALLEY UNIFIED	SANTA CRUZ	SFP - New Construction	Consent43
SCOTTS VALLEY UNIFIED	SANTA CRUZ	SFP - Modernization	Consent43
SEQUOIA UNION ELEMENTARY	TULARE	SFP - New Construction	Consent43
SEQUOIA UNION ELEMENTARY	TULARE	SFP - Modernization	Consent14
SEQUOIA UNION ELEMENTARY	TULARE	SFP - Modernization	Consent43
SIERRA SANDS UNIFIED	KERN	SFP - Modernization	Consent14
SIERRA SANDS UNIFIED	KERN	SFP - Modernization	Consent43
SIERRA SANDS UNIFIED	KERN	SFP - Modernization	Consent43
SNOWLINE JOINT UNIFIED	SAN BERNARDINO	SFP - Modernization	Consent11/14
SONOMA VALLEY UNIFIED	SONOMA	SFP - Modernization	Consent14
SO. HUMBOLDT JOINT UNIF.	HUMBOLDT	SFP - Modernization	Consent43
STOCKTON UNIFIED	SAN JOAQUIN	SFP - New Construction	Consent14
STOCKTON UNIFIED	SAN JOAQUIN	SFP - New Construction	Consent43
STOCKTON UNIFIED	SAN JOAQUIN	SFP - Modernization	Consent14
SUNDALE UNION ELEMENTARY	TULARE	SFP - New Construction	Consent43
TAHOE-TRUCKEE UNIFIED	PLACER	SFP - Modernization	Consent11/14
TAHOE-TRUCKEE UNIFIED	PLACER	SFP - Modernization	Consent43
TORRANCE UNIFIED	LOS ANGELES	SFP - Modernization	Consent14
TORRANCE UNIFIED	LOS ANGELES	SFP - Modernization	Consent43
TORRANCE UNIFIED	LOS ANGELES	SFP - Modernization	Consent43
TWIN RIVERS UNIFIED	SACRAMENTO	SFP - Modernization	Consent43
TWIN RIVERS UNIFIED	SACRAMENTO	SFP - Modernization	Consent43
VENTURA UNIFIED	VENTURA	SFP - Modernization	Consent14
VISALIA UNIFIED	TULARE	SFP - New Construction	Consent14
VISALIA UNIFIED	TULARE	SFP - New Construction	Consent43
WESTSIDE UNION ELEM.	LOS ANGELES	SFP - Modernization	Consent11/14
WESTSIDE UNION ELEM.	LOS ANGELES	SFP - Modernization	Consent43

February 26, 2020
Alphabetical Listing

<u>School District</u>	<u>County</u>	<u>Category</u>	<u>Page No.</u>
WILLIAM S. HART UNION HIGH	LOS ANGELES	SFP - New Construction	Consent43
WILLIAM S. HART UNION HIGH	LOS ANGELES	SFP - New Construction	Consent43
WINSHIP-ROBBINS	SUTTER	SFP - Modernization	Consent143
WINSHIP-ROBBINS	SUTTER	SFP - Modernization	Consent143
WOODVILLE ELEMENTARY	TULARE	SFP - Modernization	Consent43

OPSC PROGRAM CODES

SCHOOL FACILITY PROGRAM (SFP)

- 50 – NEW CONSTRUCTION
- 51 – FACILITY HARDSHIP NEW CONSTRUCTION
- 52 – SFP JOINT-USE
- 53 – CRITICALLY OVERCROWDED SCHOOLS
- 54 – CHARTER SCHOOL FACILITIES PROGRAM
- 55 – CAREER TECH NEW CONSTRUCTION
- 56 – OVERCROWDING RELIEF GRANT PROGRAM
- 57 – MODERNIZATION
- 58 – FACILITY HARDSHIP MODERNIZATION
- 59 – CAREER TECH MODERNIZATION

OTHER PROGRAMS

- 25 – STATE RELOCATABLE CLASSROOM PROGRAM
- 34 – AIR CONDITIONING AND/OR INSULATION PROGRAM
- 40 – DEFERRED MAINTENANCE PROGRAM
- 61 – EMERGENCY REPAIR PROGRAM
- 70 – FULL-DAY KINDERGARTEN FACILITIES GRANT PROGRAM NEW
CONSTRUCTION
- 71 – FULL-DAY KINDERGARTEN FACILITIES GRANT PROGRAM RETROFIT

MINUTES

State Allocation Board

January 22, 2020

Upon notice duly given, the meeting of the State Allocation Board (SAB) was held at the State Capitol, Room 2040, in Sacramento, California on January 22, 2020 at 4:00 p.m.

Members of the SAB present were as follows:

- Gayle Miller, Chief Deputy Director, Policy, Department of Finance, designated representative for Keely Bosler, Director, Department of Finance
- Daniel Kim, Director, Department of General Services
- Juan Mireles, Director, School Facilities and Transportation Services Division, California Department of Education (CDE), designated representative for Tony Thurmond, Superintendent of Public Instruction
- Cesar Diaz, appointee of Edmund G. Brown, Jr., former Governor of the State of California
- Senator Scott Wilk
- Senator Connie Leyva
- Assembly Member Adrin Nazarian
- Assembly Member Patrick O'Donnell
- Assembly Member Jordan Cunningham

Member of the SAB absent was as follows:

- Senator Richard Roth

Representative of the SAB was as follows:

- Lisa Silverman, Executive Officer

Representatives of the Department of General Services, Office of Public School Construction (OPSC), were as follows:

- Lisa Silverman, Executive Officer
- Barbara Kampmeiner, Deputy Executive Officer

Representative of the Department of General Services, Office of Legal Services, was as follows:

- Tom Patton, Assistant Chief Counsel

With a quorum present, Ms. Miller, Chair, called the meeting to order at 4:03 p.m.

PRIOR MINUTES

A motion was made to approve the December 9, 2019 SAB Minutes. The Chair called for a roll-call vote and the motion carried per the following votes:

MEMBER	AYE	NAY	ABSTAIN	ABSENT
Senator Wilk	X			
Senator Leyva	X			
Senator Roth				X
Assembly Member Nazarian	X			
Assembly Member O'Donnell	X			
Assembly Member Cunningham	X			
Juan Mireles	X			
Cesar Diaz (Governor's Appointee)	X			
Daniel Kim	X			
Gayle Miller	X			
Total	9			1

Motion:

Carried X
 Failed

EXECUTIVE OFFICER'S STATEMENT

The Executive Officer informed the SAB of the following:

Priority Funding Apportionments

The SAB, at its September 25, 2019 meeting, approved \$771.7 million in priority funding apportionments for 193 projects representing 106 applicants. Applicants were reminded to submit to OPSC the *Fund Release Authorization* (Form SAB 50-05) by close of business on Tuesday, December 24, 2019. As of January 10, 2020, funds have been released totaling \$521.4 million and 122 of the required 188 Forms SAB 50-05 have been processed.

Recent Priority Funding Filing Round Closed

The current priority funding filing period began November 13, 2019 and closed December 12, 2019. At the close of the filing period, OPSC received valid requests from 130 applicants for 274 unique projects totaling \$829.7 million. These requests are valid from January 1, 2020 through June 30, 2020. School districts and charter schools are reminded that the requirements for participation in the priority funding process remain in effect.

Sixth Career Technical Education Facilities Program (CTEFP) Filing Round Is Open

The audience was reminded that the sixth CTEFP Filing Round remains open until April 6, 2020. CTE Grant Applications were due to CDE on or before December 2, 2019 and the *Application for Career Technical Education Funding* (Form SAB 50-10) is due to OPSC on or before April 6, 2020. CDE received 282 applications requesting review and approval and will be providing scores on a flow basis. OPSC encourages all applicants with projects with a score of 105 or higher to submit the Form SAB 50-10 immediately upon receipt of the CDE's score letter for the project.

EXECUTIVE OFFICER'S STATEMENT (continued)

OPSC contacted all prior applicants that submitted applications in the fourth and fifth CTEFP filing rounds that did not receive funding advising them of the ability to reapply in this current filing round using the same CTE score letter. OPSC Online is available now for all applicants to complete the Form SAB 50-10. Once the score is known it can be entered into OPSC Online and the application can be electronically submitted to OPSC immediately.

OPSC and CDE hosted a joint workshop on November 6, 2019 that provided an overview of both agency's application processes. The workshop was webcasted and can be found [here](#) or at <https://tinyurl.com/v3eozm6>.

Facility Hardship Program Regulation Amendments

OPSC held public stakeholder meetings on January 10, 31, and February 7, 2020 to discuss amendments to the Facility Hardship Program/Seismic Mitigation Program regulations, with the goal of bringing an item to the SAB for consideration in February 2020. All three stakeholder meetings were held at the State Capitol. The amendments center around streamlining the application process, clarifying existing regulations and addressing several other issues and concerns. OPSC looks forward to public and SAB member input as we work towards improvements in this critical program.

Assembly Bill (AB) 48/Proposition 13

On Monday, October 7, 2019, Governor Gavin Newsom signed AB 48 into law. This bill, authored by Assembly Member Patrick O'Donnell and Senator Steve Glazer, will provide \$15 billion to construct and modernize education facilities; that includes \$9 billion for the School Facilities Program (SFP). OPSC will be monitoring the voting results for Proposition 13 at the March 3, 2020 statewide primary election. In addition, OPSC is working on an implementation plan should Proposition 13 be successful.

Next SAB Meeting

The SAB and stakeholders were reminded that the next SAB meeting scheduled would be for Wednesday, February 26, 2020 at 4:00 p.m.

CONSENT ITEMS

A motion was made to approve the Consent calendar, with the exception of the Palo Verde Unified School District's consent item (page 42). The District requested that the item be withdrawn from the Agenda.

CONSENT ITEMS (continued)

The Chair called for a roll-call vote and the motion carried per the following votes:

MEMBER	AYE	NAY	ABSTAIN	ABSENT
Senator Wilk	X			
Senator Leyva	X			
Senator Roth				X
Assembly Member Nazarian	X			
Assembly Member O'Donnell	X			
Assembly Member Cunningham	X			
Juan Mireles	X			
Cesar Diaz (Governor's Appointee)	X			
Daniel Kim	X			
Gayle Miller	X			
Total	9			1

Motion:

Carried X

Failed

FINANCIAL REPORTS

The SAB accepted the Financial Reports as presented.

APPEAL ITEMS

San Bernardino City Unified/San Bernardino 57/67876-00-071, 081 and 085

This Item was withdrawn from the Agenda by the District.

Washington Unified/Fresno 50/76778-00-001

A motion was made to approve the District's appeal, which would allow the District to retain design funding in the amount of \$234,178 that was inadvertently provided twice for the project. However, the District will return project savings in the amount of \$99,669.51. The Chair called for a roll-call vote and the motion carried per the following votes:

MEMBER	AYE	NAY	ABSTAIN	ABSENT
Senator Wilk	X			
Senator Leyva	X			
Senator Roth				X
Assembly Member Nazarian			X	
Assembly Member O'Donnell	X			
Assembly Member Cunningham	X			
Juan Mireles	X			
Cesar Diaz (Governor's Appointee)	X			
Daniel Kim		X		
Gayle Miller			X	
Total	6	1	2	1

Motion:

Carried X

Failed

APPEAL ITEMS (continued)

Lompoc Unified/Santa Barbara 70/69229-00-001

The Chair withdrew this Item at the request of the District.

ACTION ITEMS

Annual Adjustment to School Facility Program Grants

A motion was made to approve the increase of 2.08 percent for the 2020 SFP grants based on the RS Means Construction Cost Index. The Chair called for a roll-call vote and the motion carried per the following votes:

MEMBER	AYE	NAY	ABSTAIN	ABSENT
Senator Wilk	X			
Senator Leyva	X			
Senator Roth				X
Assembly Member Nazarian	X			
Assembly Member O'Donnell	X			
Assembly Member Cunningham	X			
Juan Mireles	X			
Cesar Diaz (Governor's Appointee)	X			
Daniel Kim	X			
Gayle Miller	X			
Total	9			1

Motion:

Carried X
Failed

Index Adjustment on the Assessment for Development

A motion was made to approve the increase of 7.64 percent for the 2020 maximum Level I assessment for development using the RS Means Index to be effective immediately. The Chair called for a roll-call vote and the motion carried per the following votes:

MEMBER	AYE	NAY	ABSTAIN	ABSENT
Senator Wilk	X			
Senator Leyva	X			
Senator Roth				X
Assembly Member Nazarian	X			
Assembly Member O'Donnell	X			
Assembly Member Cunningham	X			
Juan Mireles	X			
Cesar Diaz (Governor's Appointee)	X			
Daniel Kim	X			
Gayle Miller	X			
Total	9			1

Motion:

Carried X
Failed

REPORTS, DISCUSSION, AND INFORMATION ITEMS

The SAB acknowledged the following reports:

- *Local Audits Update*
- *State Allocation Board Three-Month Projected Workload*
- *State Allocation Board Meeting Dates for the 2020 Calendar Year*
- *School Facility Program Unfunded List as of December 31, 2019*
- *School Facility Program Workload List of Applications Received Through December 31, 2019*
- *Full-Day Kindergarten Facilities Grant Program Workload List as of December 31, 2019*
- *School Facility Program Applications Received Beyond Bond Authority List as of December 31, 2019*
- *Facility Hardship/Rehabilitation Approvals Without Funding as of December 9, 2019*

CLOSED SESSION

At 4:35 p.m. and in accordance with Government Code Section 11126(e)(1), the Board convened into closed session for the purpose of conferring with and receiving advice from counsel regarding pending litigation.

Upon conclusion of the closed session, the Board reconvened into open session at 4:56 p.m.

MISCELLANEOUS

Assembly Member O'Donnell requested that the election of the vice-chair of the SAB be agendaized. He also mentioned the appointment of the Assistant Executive Officer position and who handles that portion of the hiring process, as well as the Implementation Committee. The Chair indicated that these issues would be discussed at the next SAB meeting.

ADJOURNMENT

There being no further business to come before the SAB, the Chair adjourned the meeting at 4:57 p.m.



ATTACHMENT A
Approved Consent Items on 01/22/2020

Program	Application Number	District	County
Continued Use	91/65755-00-000	LOS BANOS UNIFIED	MERCED
SFP - Career Tech	55/64451-00-002	DOWNEY UNIFIED	LOS ANGELES
SFP - Career Tech	55/64980-00-001	SANTA MONICA-MALIBU UNIFIED	LOS ANGELES
SFP - Charter	54/69369-00-003	ALUM ROCK UNION ELEMENTARY	SANTA CLARA
SFP - Modernization	57/61119-00-000	ALAMEDA CITY UNIFIED	ALAMEDA
SFP - Modernization	57/65961-00-005	ALISAL UNION	MONTEREY
SFP - Modernization	57/63313-00-000	ARVIN UNION ELEMENTARY	KERN
SFP - Modernization	57/68700-00-000	ATASCADERO UNIFIED	SAN LUIS OBISPO
SFP - Modernization	57/68486-00-000	BANTA ELEMENTARY	SAN JOAQUIN
SFP - Modernization	57/67645-00-000	CENTRAL ELEMENTARY	SAN BERNARDINO
SFP - Modernization	57/63891-00-000	CORCORAN JOINT UNIFIED	KINGS
SFP - Modernization	57/69427-00-000	EAST SIDE UNION HIGH	SANTA CLARA
SFP - Modernization	57/66514-00-000	FULLERTON JOINT UNION HIGH	ORANGE
SFP - Modernization	57/69484-00-000	GILROY UNIFIED	SANTA CLARA
SFP - Modernization	57/75507-00-000	GRIDLEY UNIFIED	BUTTE
SFP - Modernization	57/67470-00-000	HOLLISTER ELEMENTARY	SAN BENITO
SFP - Modernization	57/67090-00-000	JURUPA UNIFIED	RIVERSIDE
SFP - Modernization	57/64667-00-000	LANCASTER ELEMENTARY	LOS ANGELES
SFP - Modernization	57/65771-00-000	MERCED CITY ELEMENTARY	MERCED
SFP - Modernization	57/72017-00-001	OAK VALLEY UNION ELEMENTARY	TULARE
SFP - Modernization	57/70896-00-000	RINCON VALLEY UNION ELEMENTARY	SONOMA
SFP - Modernization	57/67439-00-000	SACRAMENTO CITY UNIFIED	SACRAMENTO
SFP - Modernization	57/68346-00-000	SAN DIEGUITO UNION HIGH	SAN DIEGO
SFP - Modernization	57/67447-00-000	SAN JUAN UNIFIED	SACRAMENTO
SFP - Modernization	57/61804-00-000	SAN RAMON VALLEY UNIFIED	CONTRA COSTA
SFP - Modernization	57/62414-00-000	SANGER UNIFIED	FRESNO
SFP - Modernization	57/76786-00-000	SANTA BARBARA UNIFIED	SANTA BARBARA
SFP - Modernization	57/75432-00-000	SCOTTS VALLEY UNIFIED	SANTA CRUZ
SFP - Modernization	57/73742-00-000	SIERRA SANDS UNIFIED	KERN
SFP - Modernization	57/10504-00-001	STANISLAUS COUNTY OFFICE OF EDUC.	STANISLAUS
SFP - Modernization	57/72298-00-000	WOODVILLE ELEMENTARY	TULARE
SFP - New Construction	50/65961-00-009	ALISAL UNION	MONTEREY
SFP - New Construction	50/63313-00-000	ARVIN UNION ELEMENTARY	KERN
SFP - New Construction	50/71829-00-000	BUENA VISTA ELEMENTARY	TULARE
SFP - New Construction	50/68882-00-004	BURLINGAME ELEMENTARY	SAN MATEO
SFP - New Construction	50/67702-00-015	ETIWANDA ELEMENTARY	SAN BERNARDINO
SFP - New Construction	50/75325-00-004	FARMERSVILLE UNIFIED	TULARE
SFP - New Construction	50/67330-21-000	FOLSOM-CORDOVA UNIFIED	SACRAMENTO
SFP - New Construction	50/71944-00-001	HOPE ELEMENTARY	TULARE
SFP - New Construction	50/67090-00-000	JURUPA UNIFIED	RIVERSIDE
SFP - New Construction	50/64725-05-000	LONG BEACH UNIFIED	LOS ANGELES
SFP - New Construction	50/64725-03-000	LONG BEACH UNIFIED	LOS ANGELES
SFP - New Construction	50/64725-04-000	LONG BEACH UNIFIED	LOS ANGELES
SFP - New Construction	50/64725-02-000	LONG BEACH UNIFIED	LOS ANGELES
SFP - New Construction	50/64725-01-000	LONG BEACH UNIFIED	LOS ANGELES
SFP - New Construction	50/64733-00-139	LOS ANGELES UNIFIED	LOS ANGELES
SFP - New Construction	50/65243-00-010	MADERA UNIFIED	MADERA
SFP - New Construction	50/75127-00-001	MENDOTA UNIFIED	FRESNO
SFP - New Construction	51/75028-00-002	MOUNTAIN VALLEY UNIFIED	TRINITY
SFP - New Construction	50/72017-00-002	OAK VALLEY UNION ELEMENTARY	TULARE
SFP - New Construction	50/69781-00-000	PACIFIC ELEMENTARY	SANTA CRUZ
SFP - New Construction	51/67181-00-001	PALO VERDE UNIFIED	RIVERSIDE
SFP - New Construction	50/67199-00-012	PERRIS ELEMENTARY	RIVERSIDE
SFP - New Construction	50/10405-00-014	SAN LUIS OBISPO COUNTY OFFICE OF EDUC.	SAN LUIS OBISPO
SFP - New Construction	50/10439-00-010	SANTA CLARA COUNTY OFFICE OF EDUC.	SANTA CLARA
SFP - New Construction	50/72116-03-000	SEQUOIA UNION ELEMENTARY	TULARE
SFP - Overcrowding Relief Grant	56/64733-00-018	LOS ANGELES UNIFIED	LOS ANGELES

EXECUTIVE OFFICER STATEMENT
State Allocation Board Meeting, February 26, 2020

SIXTH CAREER TECHNICAL EDUCATION FACILITIES PROGRAM (CTEFP) FILING ROUND IS OPEN

OPSC would like to remind everyone that the Sixth CTEFP Filing Round is open until April 6, 2020. CTE Grant Applications were due to the California Department of Education (CDE) on or before December 2, 2019. CDE received 282 applications requesting review and approval. The *Application for Career Technical Education Funding* (Form SAB 50-10) is due to the Office of Public School Construction (OPSC) on or before April 6, 2020. As of January 31, 2020, OPSC has received 15 applications requesting a total of \$23,043,170 in State funding from 11 applicants.

OPSC has received 71 scores from CDE and will continue to receive scores on a flow basis. OPSC encourages all applicants with projects with a score of 105, or higher, to submit the Form SAB 50-10 immediately upon receipt of the CDE's score letter for the project.

OPSC has contacted all prior applicants that submitted in the Fourth and Fifth CTEFP Filing Rounds and did not receive funding, advising of the ability to reapply in this current round using the same CTE score letter. Applicants using the same CTE score letter must use copies of the same supporting documents such as the CDE application and the cost estimate that were previously submitted in the past round.

OPSC Online is available for all applicants to complete the Form SAB 50-10. Once the score is known, it can then be entered into OPSC Online and the application can be electronically submitted to OPSC immediately.

OPSC and CDE hosted a joint workshop on November 6, 2019 to provide an overview of both agency's application processes. A recording of the workshop can be found [here](#) and at <https://tinyurl.com/v3eozm6>

FULL-DAY KINDERGARTEN FACILITIES GRANT PROGRAM (FDKFGP)

OPSC is holding a FDKFGP workshop on Tuesday, February 25, 2020 to provide an overview of the program eligibility, application requirements and funding order determination. The meeting will be held at the Department of General Services, Ziggurat – Conference Room 01-205, 707 3rd Street, West Sacramento, CA 95605. The third filing round will begin on April 1, 2020 and will close on April 30, 2020.

NEXT STATE ALLOCATION BOARD MEETING

The next meeting is scheduled for Wednesday, March 25, 2020 at 4:00 pm.

This Page Left Intentionally Blank

State of California
State Allocation Board
School Facility Program

This Resolution of the State Allocation Board (hereafter referred to as the "Board") is applicable to the appropriate sections of the Education Code and is described and filed in the office of the Executive Officer and will be made available to all interested parties as the Resolution pertains to the documents attached hereto. Said documents were acted upon by the Board at its meeting on February 26, 2020.

WHEREAS, the Board has previously approved or determined to be approvable a number of projects for construction or modernization eligibility of facilities for school districts and is making apportionments and/or unfunded approvals for the grant amounts for projects that meet the Board's criteria for the apportionment of grants pursuant to Education Code Sections 17072.10, 17078.52, 17078.70, 17079 or 17074.10 or Board Regulations 1859.81.1 or 1859.83;

WHEREAS, Treasury Regulations Section 1.150-2 require the State (on whose behalf the Board is acting) to declare its reasonable intent to provide grant funding to school districts, in accordance with Board policy and law, for costs of the projects with proceeds of State bonds;

NOW THEREFORE, BE IT RESOLVED:

1. This Resolution is adopted by the Board for the purposes of establishing compliance with Treasury Regulations Section 1.150-2, and this Resolution does not bind the Board to make any additional apportionment, or bind the State to incur any indebtedness.
2. The Board anticipates that some or all of the school districts listed on the list of "Projects" referred to in this Resolution will pay certain capital expenditures in connection with some or all of the project costs prior to the issuance of bonds by the State to pay for the grants for the projects. The reimbursement of such costs is consistent with the State's budgetary and financial circumstances, and in accordance with Board policy, as no other funds or accounts of the State have been budgeted or are available to pay the costs of the projects on either a short-term or a long-term basis.
3. The Board, acting on behalf of the State, hereby declares that it is the State's official intent to use proceeds of general obligation bonds that may become available for such purpose, consistent with the requirements of law that are in effect at the time the funds are available, to provide grants in accordance with applicable laws and regulations.
4. This Resolution shall be continuously available for inspection by the general public during normal business hours at the offices of the Board at 707 3rd Street, West Sacramento, California, commencing within one week after the date of enactment of this Resolution.
5. Any eligibility determination does not constitute a commitment of future funding by the Board.

I, the undersigned, duly authorized as the Executive Officer of the State Allocation Board, do hereby certify the foregoing to be true and correct, and that this Resolution was adopted at a meeting of said Board on February 26, 2020 at Sacramento, California.



Lisa Silverman
Executive Officer
State Allocation Board

SCHOOL FACILITY PROGRAM

PURPOSE OF REPORT

To present the Districts' requests for School Facility Program (SFP) eligibility approval.

DESCRIPTION

The school districts shown in the following sections have complied with State Allocation Board (Board) regulations regarding new construction or modernization eligibility determinations for the projects listed.

RECOMMENDATIONS

Approve the eligibility determinations for the districts/projects shown on the Attachment.

Provide that this approval of eligibility determination for the districts/projects listed does not constitute a commitment for future funding by the Board.

For purposes of any application for funding, provide that the district must comply with all requirements of law and regulations pertaining to the SFP.

ELIGIBILITY APPROVALS MODERNIZATION

<u>District</u>	<u>School Name</u>	<u>County</u>	<u>Application Number</u> <u>57/</u>	<u>Justification Document</u> <u>Date</u>	<u>Site Baseline Eligibility</u> <u>K-6</u>	<u>Site Baseline Eligibility</u> <u>7-8</u>	<u>Site Baseline Eligibility</u> <u>9-12</u>	<u>Site Baseline Eligibility</u> <u>Non Severe</u>	<u>Site Baseline Eligibility</u> <u>Severe</u>
Desert Sands Unified	La Quinta Middle	Riverside	67058-00-000	01/07/2020	0	412	0	13	0
Potter Valley Community Unified	Potter Valley	Mendocino	73866-00-000	12/18/2019	121	33	74	0	0
San Ramon Valley Unified	Charlotte Wood Intermediate	Contra Costa	61804-00-000	01/09/2020	0	953	0	18	3
Snowline Joint Unified	Baldy Mesa Elementary	San Bernardino	73957-00-000	04/05/2017	800	0	0	26	5
Snowline Joint Unified	Chaparral High	San Bernardino	73957-00-000	03/30/2017	0	0	148	0	0
Snowline Joint Unified	Pinon Hills Elementary	San Bernardino	73957-00-000	03/30/2017	460	0	0	3	6
Snowline Joint Unified	Pinon Mesa Middle	San Bernardino	73957-00-000	03/30/2017	0	707	0	26	3
Snowline Joint Unified	Quail Valley Middle	San Bernardino	73957-00-000	03/30/2017	0	297	0	0	0
Tahoe-Truckee Unified	Glenshire Elementary	Placer	66944-00-000	10/27/2016	200	0	0	0	0
Westside Union Elementary	Cottonwood Elementary	Los Angeles	65102-00-000	11/07/2016	495	0	0	0	0

ELIGIBILITY APPROVALS NEW CONSTRUCTION

<u>District</u>	<u>Attendance Area</u>	<u>County</u>	<u>Application Number</u> <u>50/</u>	<u>Justification Document</u> <u>Date</u>	<u>Site Baseline Eligibility</u> <u>K-6</u>	<u>Site Baseline Eligibility</u> <u>7-8</u>	<u>Site Baseline Eligibility</u> <u>9-12</u>	<u>Site Baseline Eligibility</u> <u>Non Severe</u>	<u>Site Baseline Eligibility</u> <u>Severe</u>
Corcoran Joint Unified	Districtwide	Kings	63891-00-000	01/08/2020	493	-103	43	-33	0

SCHOOL FACILITY PROGRAM

PURPOSE OF REPORT

To adjust the baseline eligibility for new construction and modernization projects under the Leroy F. Greene School Facilities Act of 1998.

DESCRIPTION

The districts listed on Attachment A have received eligibility approval for new construction. There has been a change in their baseline in accordance with the California Code of Regulations relating to the Leroy F. Greene School Facilities Act of 1998, Section 1859.51.

The districts listed on Attachment B have received eligibility approval for modernization. There has been a change in their baseline in accordance with the California Code of Regulations relating to the Leroy F. Greene School Facilities Act of 1998, Section 1859.61.

RECOMMENDATIONS

1. Approve an adjustment to the new construction eligibility baseline determination as shown on Attachment A.
2. Approve an adjustment to the modernization eligibility baseline determination as shown on Attachment B.
3. Provide that this approval of adjusted eligibility determination does not constitute a commitment for future funding by the State Allocation Board.

KEY TO ADJUSTMENTS

NEW CONSTRUCTION ONLY

- (a) Reduced by the number of pupils provided grants in a new construction School Facility Program (SFP) project and by the number of pupils that received a Preliminary Apportionment pursuant to Section 1859.140 or a Preliminary Charter School Apportionment pursuant to Regulation Section 1859.162.2.
- (b) Reduced by the number of pupils housed, based on the loading standards pursuant to Ed. Code Section 17071.25(a)(2)(A), in a new construction LPP project funded under the provisions of the LPP pursuant to Regulation Section 1859.12 or 1859.13.
- (c) Reduced by the number of pupils housed in additional classrooms constructed or purchased based on the loading standards, pursuant to Ed. Code Section 17071.25(a)(2)(A), in a modernization SFP project.
- (d) Adjusted as a result of audit findings made pursuant to Regulation Sections 1859.90 and 1859.105.
- (e) Increased/decreased by changes in projected enrollment in subsequent enrollment reporting years, except as provided in (j) below.
- (f) Adjusted as a result of errors or omissions by the district or by the Office of Public School Construction (OPSC).
- (g) Adjusted as result of amendments to the SFP Regulations that affect the eligibility.
- (h) Increased by the number of pupils eligible for grants pursuant to Regulation Section 1859.82(a).
- (i) Reduced by the number of pupils housed in classrooms provided after the baseline eligibility was determined by the State Allocation Board, with 12 exceptions at Regulation Section 1859.51(i).
- (j) For Small School Districts, following a 3-year period after the district's eligibility was approved by the Board, decreased by any reduction in projected enrollment, and by any increase in pupils in the latest CDE operational grant report per Ed. Code Sec. 42268.
- (k) Adjusted for any changes in classroom inventory as a result of a reorganization election.
- (l) For classroom loading standards adopted by the Board for non-severely and severely disabled individuals with exceptional needs.
- (m) As directed by the SAB due to finding a Material Inaccuracy pursuant to Section 1859.104.1.
- (n) Increased by the number of pupils that received a Preliminary Apportionment that was rescinded pursuant to Section 1859.148 or a Preliminary Charter School Apportionment that was rescinded pursuant to Section 1859.166.
- (o) Adjusted for operational grant changes as determined/provided by the California Department of Education.
- (p) For High School Attendance Area (HSAA) districts with Preliminary Apportionments within the 2002 or 2004 Critically Overcrowded School Facilities Account, adjusted in accordance with Regulation Section 1859.51(p)(1), (2), or (3).
- (q) Adjusted by the difference between the Alternative Enrollment Projection for the current enrollment reporting year and the projected enrollment determined pursuant to Section 1859.42 for the current enrollment reporting year, or by the eligibility remaining from this calculation that can no longer be utilized if the funds made available pursuant to EC Section 17071.75(a)(1)(A) have been exhausted.
- (r) Adjusted per Ed. Code Sec. 17071.75(b)(2) by the number of pupils housed, based on the loading standards per Ed. Code Sec. 17071.25(a)(2)(A), in any classroom(s) where title was relinquished to the School District receiving the transferred classrooms.

KEY TO ADJUSTMENTS

MODERNIZATION ONLY

- (a) Reduced by the number of pupils provided grants in a modernization SFP project or CSFP Rehabilitation project at the specific site.
- (b) Reduced by the number of pupils housed, based on the loading standard pursuant to EC Section 17071.25(a)(2), in a modernization LPP project funded under the LPP pursuant to Regulation Section 1859.14 and 1859.15.
- (c) Increased by changes in projected enrollment in subsequent enrollment reporting years.
- (d) (1) Increased for additional facilities not previously modernized with State funds, that become 25 years old, if permanent, or 20 years old, if portable or, (2) as a result of audit findings made pursuant to Regulation Sections 1859.90 and 1859.105.
- (e) Adjusted as a result of errors or omissions by the district or by the OPSC.
- (f) Adjusted as result of amendments to the Subgroup 5.5 Regulations that affect the eligibility.
- (g) For classroom loading standards adopted by the Board for non-severely and severely disabled individuals with exceptional needs.
- (h) As directed by the SAB due to finding a Material Inaccuracy pursuant to Regulation Section 1859.104.1.
- (i) Increased for facilities previously modernized with State funds, which qualify for an additional modernization apportionment pursuant to Regulation Section 1859.78.8.
- (j) Adjusted as a result of the Reconfiguration of an existing high school under the Small High School Program.
- (k) Decreased for facilities that were deemed eligible for modernization pursuant to Regulation Sections 1859.60 and 1859.61(d) and subsequently replaced, or will be replaced under a signed contract for construction or acquisition of facilities, in a project funded by the district without participation from the State.
- (l) Adjusted as a result of replaced eligible portables funded with the Overcrowding Relief Grant, per Ed. Code Section 17079 et seq.
- (m) Adjusted as a result of classrooms demolished and replaced pursuant to Regulation Section 1859.82.

State Allocation Board Meeting, February 26, 2020
ATTACHMENT A

District: Alameda City Unified
Attendance Area: Alameda High School
County: Alameda
Application Number: 50/61119-01-000

	Type of Adj.	K-6	7-8	9-12	Non-Severe	Severe
Current Baseline Eligibility		-48	320	376	76	-67
Adjustment Per This Item	i	0	0	-1,080	0	0
Net Baseline Eligibility		-48	320	-704	76	-67

District: Arvin Union Elementary
Attendance Area: Districtwide
County: Kern
Application Number: 50/63313-00-000

	Type of Adj.	K-6	7-8	9-12	Non-Severe	Severe
Current Baseline Eligibility		54	161	0	-11	0
Adjustment Per This Item	i	-200	0	0	0	0
Net Baseline Eligibility		-146	161	0	-11	0

District: Atascadero Unified
Attendance Area: Districtwide
County: San Luis Obispo
Application Number: 50/68700-00-000

	Type of Adj.	K-6	7-8	9-12	Non-Severe	Severe
Current Baseline Eligibility		-1,354	234	212	0	0
Adjustment Per This Item	c	0	-324	0	0	0
Net Baseline Eligibility		-1,354	-90	212	0	0

District: Chula Vista Elementary
Attendance Area: Otay Ranch
County: San Diego
Application Number: 50/68023-04-000

	Type of Adj.	K-6	7-8	9-12	Non-Severe	Severe
Current Baseline Eligibility		1,096	0	0	-9	16
Adjustment Per This Item	e	1,790	0	0	80	0
Net Baseline Eligibility		2,886	0	0	71	16

State Allocation Board Meeting, February 26, 2020
ATTACHMENT A

District: Colton Joint Unified
Attendance Area: Districtwide
County: San Bernardino
Application Number: 50/67686-00-000

	Type of Adj.	K-6	7-8	9-12	Non-Severe	Severe
<i>Current Baseline Eligibility</i>		1866	0	0	0	-29
<i>Adjustment Per This Item</i>	i	0	0	-81	0	0
Net Baseline Eligibility		1866	0	-81	0	-29

District: Corcoran Joint Unified
Attendance Area: Districtwide
County: Kings
Application Number: 50/63891-00-000

	Type of Adj.	K-6	7-8	9-12	Non-Severe	Severe
<i>Current Baseline Eligibility</i>		493	-103	43	33	0
<i>Adjustment Per This Item</i>	e	-70	-15	3	-73	0
Net Baseline Eligibility		423	-118	46	-40	0

District: Fullerton Joint Union
Attendance Area: Districtwide
County: Orange
Application Number: 50/66514-00-000

	Type of Adj.	K-6	7-8	9-12	Non-Severe	Severe
<i>Current Baseline Eligibility</i>		0	0	1,656	-33	-13
<i>Adjustment Per This Item</i>	i	0	0	-54	0	0
Net Baseline Eligibility		0	0	1,602	-33	-13

District: Lammersville Joint Unified
Attendance Area: Districtwide
County: San Joaquin
Application Number: 50/76760 -00-000

	Type of Adj.	K-6	7-8	9-12	Non-Severe	Severe
<i>Current Baseline Eligibility</i>		4,786	1,008	601	0	0
<i>Adjustment Per This Item</i>	e	-1,072	52	1,125	62	-9
Net Baseline Eligibility		3,714	1,060	1,726	62	-9

State Allocation Board Meeting, February 26, 2020
ATTACHMENT A

District: Pomona Unified
Attendance Area: Garey
County: Los Angeles
Application Number: 50/64907-03-000

	Type of Adj.	K-6	7-8	9-12	Non-Severe	Severe
<i>Current Baseline Eligibility</i>		-884	-366	762	-60	3
<i>Adjustment Per This Item</i>	e	-741	-227	-292	36	-50
<i>Net Baseline Eligibility</i>		-1,625	-593	470	-24	-47

District: Poway Unified
Attendance Area: Districtwide
County: San Diego
Application Number: 50/68296-00-000

	Type of Adj.	K-6	7-8	9-12	Non-Severe	Severe
<i>Current Baseline Eligibility</i>		1,230	0	476	-59	461
<i>Adjustment Per This Item</i>	e	142	223	-470	-151	59
<i>Net Baseline Eligibility</i>		1,372	223	6	-210	520

District: Santa Maria-Bonita
Attendance Area: Districtwide
County: Santa Barbara
Application Number: 50/69120-00-000

	Type of Adj.	K-6	7-8	9-12	Non-Severe	Severe
<i>Current Baseline Eligibility</i>		3,386	442	0	102	35
<i>Adjustment Per This Item</i>	e	-2,956	-250	0	25	0
	f	0	36	0	0	0
<i>Net Baseline Eligibility</i>		430	228	0	127	35

District: Stockton Unified
Attendance Area: Stagg
County: San Joaquin
Application Number: 50/68676-04-000

	Type of Adj.	K-6	7-8	9-12	Non-Severe	Severe
<i>Current Baseline Eligibility</i>		2,860	-309	2,223	494	177
<i>Adjustment Per This Item</i>	e	74	213	-586	-448	-104
<i>Net Baseline Eligibility</i>		2,934	-96	1,637	46	73

State Allocation Board Meeting, February 26, 2020
ATTACHMENT A

District: Visalia Unified
 Attendance Area: Districtwide
 County: Tulare
 Application Number: 50/72256-00-000

	<i>Type of Adj.</i>	<i>K-6</i>	<i>7-8</i>	<i>9-12</i>	<i>Non-Severe</i>	<i>Severe</i>
<i>Current Baseline Eligibility</i>		3,140	0	1,353	-160	29
<i>Adjustment Per This Item</i>	i	0	0	0	-13	0
<i>Net Baseline Eligibility</i>		3,140	0	1,353	-173	29

District: Westside Union
 Attendance Area: Districtwide
 County: Los Angeles
 Application Number: 50/65102-00-000

	<i>Type of Adj.</i>	<i>K-6</i>	<i>7-8</i>	<i>9-12</i>	<i>Non-Severe</i>	<i>Severe</i>
<i>Current Baseline Eligibility</i>		4,251	1,638	0	134	51
<i>Adjustment Per This Item</i>	c	-25	0	0	0	0
<i>Net Baseline Eligibility</i>		4,226	1,638	0	134	51

State Allocation Board Meeting, February 26, 2020
ATTACHMENT B

District: Alhambra Unified
 School Name: Brightwood Elementary
 County: Los Angeles
 Application Number: 57/75713-00-000

	Type of Adj.	K-6	7-8	9-12	Non-Severe	Severe
<i>Current Baseline Eligibility</i>		19	-134	0	19	6
<i>Adjustment Per This Item</i>	c	14	20	0	-2	-3
<i>Adjustment Per This Item</i>	d1	14	4	0	1	0
Net Baseline Eligibility		47	-110	0	18	3

District: Alhambra Unified
 School Name: Granada Elementary
 County: Los Angeles
 Application Number: 57/75713-00-000

	Type of Adj.	K-6	7-8	9-12	Non-Severe	Severe
<i>Current Baseline Eligibility</i>		19	0	0	0	0
<i>Adjustment Per This Item</i>	d1	25	0	0	0	0
Net Baseline Eligibility		44	0	0	0	0

District: Alhambra Unified
 School Name: Marguerita Elementary
 County: Los Angeles
 Application Number: 57/75713-00-000

	Type of Adj.	K-6	7-8	9-12	Non-Severe	Severe
<i>Current Baseline Eligibility</i>		-162	16	0	2	1
<i>Adjustment Per This Item</i>	d1	23	3	0	14	4
Net Baseline Eligibility		-139	19	0	16	5

District: Alhambra Unified
 School Name: Ynez Elementary
 County: Los Angeles
 Application Number: 57/75713-00-000

	Type of Adj.	K-6	7-8	9-12	Non-Severe	Severe
<i>Current Baseline Eligibility</i>		0	0	0	3	7
<i>Adjustment Per This Item</i>	d1	0	54	0	0	0
Net Baseline Eligibility		0	54	0	3	7

State Allocation Board Meeting, February 26, 2020

ATTACHMENT B

District: Alisal Union
 School Name: Alisal Community
 County: Monterey
 Application Number: 57/65961-00-000

	Type of Adj.	K-6	7-8	9-12	Non-Severe	Severe
<i>Current Baseline Eligibility</i>		215	0	0	0	0
<i>Adjustment Per This Item</i>	d1	347	0	0	0	0
Net Baseline Eligibility		562	0	0	0	0

District: Alisal Union
 School Name: Frank Paul Elem.
 County: Monterey
 Application Number: 57/65961-00-000

	Type of Adj.	K-6	7-8	9-12	Non-Severe	Severe
<i>Current Baseline Eligibility</i>		425	0	0	0	0
<i>Adjustment Per This Item</i>	c	20	0	0	0	0
<i>Adjustment Per This Item</i>	d1	205	0	0	0	0
Net Baseline Eligibility		650	0	0	0	0

District: Alisal Union
 School Name: Fremont Elementary
 County: Monterey
 Application Number: 57/65961-00-000

	Type of Adj.	K-6	7-8	9-12	Non-Severe	Severe
<i>Current Baseline Eligibility</i>		170	0	0	0	0
<i>Adjustment Per This Item</i>	c	96	0	0	0	0
<i>Adjustment Per This Item</i>	d1	588	0	0	0	0
Net Baseline Eligibility		854	0	0	0	0

District: Alisal Union
 School Name: Sanchez (Jesse G.) Elementary
 County: Monterey
 Application Number: 57/65961-00-000

	Type of Adj.	K-6	7-8	9-12	Non-Severe	Severe
<i>Current Baseline Eligibility</i>		0	0	0	0	0
<i>Adjustment Per This Item</i>	c	65	0	0	0	0
Net Baseline Eligibility		65	0	0	0	0

State Allocation Board Meeting, February 26, 2020

ATTACHMENT B

District: Alisal Union
 School Name: Virginia Rocca Barton Elementary
 County: Monterey
 Application Number: 57/65961-00-000

	Type of Adj.	K-6	7-8	9-12	Non-Severe	Severe
<i>Current Baseline Eligibility</i>		0	0	0	0	0
<i>Adjustment Per This Item</i>	c	138	0	0	0	0
Net Baseline Eligibility		138	0	0	0	0

District: Antelope Elementary
 School Name: Antelope Elementary
 County: Tehama
 Application Number: 57/71472-00-000

	Type of Adj.	K-6	7-8	9-12	Non-Severe	Severe
<i>Current Baseline Eligibility</i>		0	0	0	0	0
<i>Adjustment Per This Item</i>	c	22	0	0	0	0
<i>Adjustment Per This Item</i>	d1	75	0	0	0	0
<i>Adjustment Per This Item</i>	d1	128	0	0	0	0
Net Baseline Eligibility		225	0	0	0	0

District: Antelope Elementary
 School Name: Berrendos Middle
 County: Tehama
 Application Number: 57/71472-00-000

	Type of Adj.	K-6	7-8	9-12	Non-Severe	Severe
<i>Current Baseline Eligibility</i>		0	214	0	0	0
<i>Adjustment Per This Item</i>	c	0	38	0	0	0
Net Baseline Eligibility		0	252	0	0	0

District: Atwater Elementary
 School Name: Aileen Colburn Elementary
 County: Merced
 Application Number: 57/65631-00-000

	Type of Adj.	K-6	7-8	9-12	Non-Severe	Severe
<i>Current Baseline Eligibility</i>		330	0	0	0	0
<i>Adjustment Per This Item</i>	d1	22	0	0	0	0
Net Baseline Eligibility		352	0	0	0	0

State Allocation Board Meeting, February 26, 2020

ATTACHMENT B

District: Atwater Elementary
 School Name: Mitchell Intermediate
 County: Merced
 Application Number: 57/65631-00-000

	Type of Adj.	K-6	7-8	9-12	Non-Severe	Severe
<i>Current Baseline Eligibility</i>		0	567	0	0	0
	c	0	7	0	3	0
	c	0	53	0	7	0
<i>Adjustment Per This Item</i>	d1	0	253	0	22	0
Net Baseline Eligibility		0	880	0	32	0

District: Atwater Elementary
 School Name: Shaffer Elementary
 County: Merced
 Application Number: 57/65631-00-000

	Type of Adj.	K-6	7-8	9-12	Non-Severe	Severe
<i>Current Baseline Eligibility</i>		79	0	0	15	0
<i>Adjustment Per This Item</i>	d1	15	0	0	1	0
Net Baseline Eligibility		94	0	0	16	0

District: Bakersfield City Elementary
 School Name: Emerson Junior High
 County: Kern
 Application Number: 57/63321-00-000

	Type of Adj.	K-6	7-8	9-12	Non-Severe	Severe
<i>Current Baseline Eligibility</i>		0	135	0	13	0
<i>Adjustment Per This Item</i>	d1	0	54	0	0	0
Net Baseline Eligibility		0	189	0	13	0

District: Bakersfield City Elementary
 School Name: Hort Elementary
 County: Kern
 Application Number: 57/63321-00-000

	Type of Adj.	K-6	7-8	9-12	Non-Severe	Severe
<i>Current Baseline Eligibility</i>		308	0	0	8	22
<i>Adjustment Per This Item</i>	c	71	0	0	-2	-1
Net Baseline Eligibility		379	0	0	6	21

State Allocation Board Meeting, February 26, 2020

ATTACHMENT B

District: Bakersfield City Elementary
 School Name: Sierra Junior High
 County: Kern
 Application Number: 57/63321-00-000

	Type of Adj.	K-6	7-8	9-12	Non-Severe	Severe
<i>Current Baseline Eligibility</i>		0	81	0	26	0
<i>Adjustment Per This Item</i>	c	0	30	0	-25	4
Net Baseline Eligibility		0	111	0	1	4

District: Berryessa Union Elementary
 School Name: Sierramont Middle
 County: Santa Clara
 Application Number: 57/69377-00-000

	Type of Adj.	K-6	7-8	9-12	Non-Severe	Severe
<i>Current Baseline Eligibility</i>		0	0	0	0	0
<i>Adjustment Per This Item</i>	c	0	250	0	-6	-3
Net Baseline Eligibility		0	250	0	-6	-3

District: Campbell Union Elementary
 School Name: Monroe Middle
 County: Santa Clara
 Application Number: 57/69393-00-000

	Type of Adj.	K-6	7-8	9-12	Non-Severe	Severe
<i>Current Baseline Eligibility</i>		0	0	0	0	0
<i>Adjustment Per This Item</i>	c	-8	21	0	4	0
Net Baseline Eligibility		-8	21	0	4	0

District: Capistrano Unified
 School Name: Moulton Elementary
 County: Orange
 Application Number: 57/66464-00-000

	Type of Adj.	K-6	7-8	9-12	Non-Severe	Severe
<i>Current Baseline Eligibility</i>		0	0	0	0	0
<i>Adjustment Per This Item</i>	d1	74	0	0	0	0
Net Baseline Eligibility		74	0	0	0	0

State Allocation Board Meeting, February 26, 2020

ATTACHMENT B

District: Capistrano Unified
 School Name: Viejo Elementary
 County: Orange
 Application Number: 57/66464-00-000

	Type of Adj.	K-6	7-8	9-12	Non-Severe	Severe
<i>Current Baseline Eligibility</i>		309	0	0	19	0
<i>Adjustment Per This Item</i>	d1	0	0	0	0	9
Net Baseline Eligibility		309	0	0	19	9

District: Castro Valley Unified
 School Name: Castro Valley Elementary
 County: Alameda
 Application Number: 57/61150-00-000

	Type of Adj.	K-6	7-8	9-12	Non-Severe	Severe
<i>Current Baseline Eligibility</i>		0	0	0	0	0
<i>Adjustment Per This Item</i>	c	38	0	0	-2	0
Net Baseline Eligibility		38	0	0	-2	0

District: Castro Valley Unified
 School Name: Independent Elementary
 County: Alameda
 Application Number: 57/61150-00-000

	Type of Adj.	K-6	7-8	9-12	Non-Severe	Severe
<i>Current Baseline Eligibility</i>		69	0	0	0	0
<i>Adjustment Per This Item</i>	c	17	0	0	0	0
<i>Adjustment Per This Item</i>	d1	28	0	0	0	0
Net Baseline Eligibility		114	0	0	0	0

District: Castro Valley Unified
 School Name: Marshall Elementary
 County: Alameda
 Application Number: 57/61150-00-000

	Type of Adj.	K-6	7-8	9-12	Non-Severe	Severe
<i>Current Baseline Eligibility</i>		77	0	0	12	0
<i>Adjustment Per This Item</i>	c	11	0	0	2	0
Net Baseline Eligibility		88	0	0	14	0

State Allocation Board Meeting, February 26, 2020

ATTACHMENT B

District: Castro Valley Unified
 School Name: Proctor Elementary
 County: Alameda
 Application Number: 57/61150-00-000

	Type of Adj.	K-6	7-8	9-12	Non-Severe	Severe
<i>Current Baseline Eligibility</i>		0	0	0	9	0
<i>Adjustment Per This Item</i>	d1	142	0	0	0	0
Net Baseline Eligibility		142	0	0	9	0

District: Central Elementary
 School Name: Central Elementary
 County: San Bernardino
 Application Number: 57/67645-00-000

	Type of Adj.	K-6	7-8	9-12	Non-Severe	Severe
<i>Current Baseline Eligibility</i>		0	0	0	0	0
<i>Adjustment Per This Item</i>	d1	195	0	0	9	0
<i>Adjustment Per This Item</i>	e	61	0	0	0	0
<i>Adjustment Per This Item</i>	g	-10	0	0	10	0
Net Baseline Eligibility		246	0	0	19	0

District: Central Unified
 School Name: Biola-Pershing Elementary
 County: Fresno
 Application Number: 57/73965-00-000

	Type of Adj.	K-6	7-8	9-12	Non-Severe	Severe
<i>Current Baseline Eligibility</i>		180	-6	0	0	0
<i>Adjustment Per This Item</i>	c	9	0	0	0	0
Net Baseline Eligibility		189	-6	0	0	0

District: Central Unified
 School Name: El Capitan Middle
 County: Fresno
 Application Number: 57/73965-00-000

	Type of Adj.	K-6	7-8	9-12	Non-Severe	Severe
<i>Current Baseline Eligibility</i>		0	362	0	0	0
<i>Adjustment Per This Item</i>	d1	0	17	0	0	0
Net Baseline Eligibility		0	379	0	0	0

State Allocation Board Meeting, February 26, 2020

ATTACHMENT B

District: Central Unified
 School Name: Roosevelt Elementary
 County: Fresno
 Application Number: 57/73965-00-000

	Type of Adj.	K-6	7-8	9-12	Non-Severe	Severe
<i>Current Baseline Eligibility</i>		0	0	0	0	0
<i>Adjustment Per This Item</i>	c	75	0	0	0	0
Net Baseline Eligibility		75	0	0	0	0

District: Corcoran Joint Unified
 School Name: John Muir Middle
 County: Kings
 Application Number: 57/63891-00-000

	Type of Adj.	K-6	7-8	9-12	Non-Severe	Severe
<i>Current Baseline Eligibility</i>		0	457	0	19	-2
<i>Adjustment Per This Item</i>	e	0	27	0	-13	0
<i>Adjustment Per This Item</i>	f	0	-20	0	18	2
<i>Adjustment Per This Item</i>	g	0	-27	0	13	0
Net Baseline Eligibility		0	437	0	37	0

District: Corcoran Joint Unified
 School Name: Mark Twain Elementary
 County: Kings
 Application Number: 57/63891-00-000

	Type of Adj.	K-6	7-8	9-12	Non-Severe	Severe
<i>Current Baseline Eligibility</i>		8	0	0	0	0
<i>Adjustment Per This Item</i>	c	37	0	0	5	0
<i>Adjustment Per This Item</i>	e	387	0	0	12	0
Net Baseline Eligibility		432	0	0	17	0

District: Dinuba Unified
 School Name: Dinuba High
 County: Tulare
 Application Number: 57/75531-00-000

	Type of Adj.	K-6	7-8	9-12	Non-Severe	Severe
<i>Current Baseline Eligibility</i>		0	0	0	0	0
<i>Adjustment Per This Item</i>	c	0	0	31	10	0
<i>Adjustment Per This Item</i>	c	0	0	55	0	0
<i>Adjustment Per This Item</i>	d1	0	0	792	41	0
Net Baseline Eligibility		0	0	878	51	0

State Allocation Board Meeting, February 26, 2020

ATTACHMENT B

District: Dinuba Unified
 School Name: Jefferson Elementary
 County: Tulare
 Application Number: 57/75531-00-000

	Type of Adj.	K-6	7-8	9-12	Non-Severe	Severe
<i>Current Baseline Eligibility</i>		0	0	0	0	0
<i>Adjustment Per This Item</i>	d1	325	0	0	0	0
Net Baseline Eligibility		325	0	0	0	0

District: El Centro Elementary
 School Name: McKinley Elementary
 County: Imperial
 Application Number: 57/63123-00-000

	Type of Adj.	K-6	7-8	9-12	Non-Severe	Severe
<i>Current Baseline Eligibility</i>		0	0	0	0	0
<i>Adjustment Per This Item</i>	d1	194	0	0	0	0
Net Baseline Eligibility		194	0	0	0	0

District: Eureka City Unified
 School Name: Grant Elementary
 County: Humboldt
 Application Number: 57/75515-00-000

	Type of Adj.	K-6	7-8	9-12	Non-Severe	Severe
<i>Current Baseline Eligibility</i>		0	0	0	0	0
<i>Adjustment Per This Item</i>	c	31	0	0	0	0
<i>Adjustment Per This Item</i>	d1	19	0	0	0	0
Net Baseline Eligibility		50	0	0	0	0

District: Foresthill Union Elementary
 School Name: Foresthill Divide
 County: Placer
 Application Number: 57/66837-00-000

	Type of Adj.	K-6	7-8	9-12	Non-Severe	Severe
<i>Current Baseline Eligibility</i>		0	34	0	0	0
<i>Adjustment Per This Item</i>	c	78	0	0	0	0
<i>Adjustment Per This Item</i>	d1	126	0	0	0	0
Net Baseline Eligibility		204	34	0	0	0

State Allocation Board Meeting, February 26, 2020

ATTACHMENT B

District: Fullerton Joint Union High
 School Name: Troy High
 County: Orangel
 Application Number: 57/66514-00-000

	Type of Adj.	K-6	7-8	9-12	Non-Severe	Severe
<i>Current Baseline Eligibility</i>		0	0	127	0	0
<i>Adjustment Per This Item</i>	c	0	0	504	-60	-11
Net Baseline Eligibility		0	0	631	-60	-11

District: Gridley Unified
 School Name: Sycamore Middle
 County: Butte
 Application Number: 57/75507-00-000

	Type of Adj.	K-6	7-8	9-12	Non-Severe	Severe
<i>Current Baseline Eligibility</i>		0	162	0	0	0
<i>Adjustment Per This Item</i>	c	0	28	0	-3	0
<i>Adjustment Per This Item</i>	d1	0	268	0	13	0
Net Baseline Eligibility		0	458	0	10	0

District: Konocti Unified
 School Name: Lower Lake Elementary
 County: Lake
 Application Number: 57/64022-00-000

	Type of Adj.	K-6	7-8	9-12	Non-Severe	Severe
<i>Current Baseline Eligibility</i>		560	163	0	1	11
<i>Adjustment Per This Item</i>	d1	75	0	0	0	0
Net Baseline Eligibility		635	163	0	1	11

District: Konocti Unified
 School Name: Lower Lake High
 County: Lake
 Application Number: 57/64022-00-000

	Type of Adj.	K-6	7-8	9-12	Non-Severe	Severe
<i>Current Baseline Eligibility</i>		0	0	345	0	0
<i>Adjustment Per This Item</i>	e	0	0	27	0	0
Net Baseline Eligibility		0	0	372	0	0

State Allocation Board Meeting, February 26, 2020

ATTACHMENT B

District: Pacific Elementary
 School Name: Pacific Elementary
 County: Santa Cruz
 Application Number: 57/69781-00-000

	Type of Adj.	K-6	7-8	9-12	Non-Severe	Severe
<i>Current Baseline Eligibility</i>		100	0	0	0	0
<i>Adjustment Per This Item</i>	d1	21	0	0	0	0
Net Baseline Eligibility		121	0	0	0	0

District: Palo Alto Unified
 School Name: Gunn (Henry M.) High
 County: Santa Clara
 Application Number: 57/69641-00-000

	Type of Adj.	K-6	7-8	9-12	Non-Severe	Severe
<i>Current Baseline Eligibility</i>		0	0	0	-7	0
<i>Adjustment Per This Item</i>	c	0	0	48	17	0
<i>Adjustment Per This Item</i>	c	0	0	60	-22	-13
<i>Adjustment Per This Item</i>	d1	0	0	10	0	0
<i>Adjustment Per This Item</i>	d1	0	0	10	0	0
<i>Adjustment Per This Item</i>	d1	0	0	33	0	0
Net Baseline Eligibility		0	0	161	-12	-13

District: Palo Alto Unified
 School Name: Terman Middle
 County: Santa Clara
 Application Number: 57/69641-00-000

	Type of Adj.	K-6	7-8	9-12	Non-Severe	Severe
<i>Current Baseline Eligibility</i>		0	0	0	0	-5
<i>Adjustment Per This Item</i>	c	0	25	0	1	4
<i>Adjustment Per This Item</i>	c	0	32	0	5	-8
Net Baseline Eligibility		0	57	0	6	-9

State Allocation Board Meeting, February 26, 2020

ATTACHMENT B

District: Redondo Beach Unified
 School Name: Beryl Heights Elementary
 County: Los Angeles
 Application Number: 57/75341-00-000

	Type of Adj.	K-6	7-8	9-12	Non-Severe	Severe
<i>Current Baseline Eligibility</i>		0	0	0	0	0
<i>Adjustment Per This Item</i>	c	5	0	0	2	0
<i>Adjustment Per This Item</i>	c	8	0	0	0	0
<i>Adjustment Per This Item</i>	c	16	0	0	0	0
Net Baseline Eligibility		29	0	0	2	0

District: Redondo Beach Unified
 School Name: Birney Elementary
 County: Los Angeles
 Application Number: 57/75341-00-000

	Type of Adj.	K-6	7-8	9-12	Non-Severe	Severe
<i>Current Baseline Eligibility</i>		28	0	0	0	-13
<i>Adjustment Per This Item</i>	c	14	0	0	-2	0
<i>Adjustment Per This Item</i>	c	14	0	0	3	0
<i>Adjustment Per This Item</i>	c	37	0	0	0	0
Net Baseline Eligibility		93	0	0	1	-13

District: Redondo Beach Unified
 School Name: Lincoln Elementary
 County: Los Angeles
 Application Number: 57/75341-00-000

	Type of Adj.	K-6	7-8	9-12	Non-Severe	Severe
<i>Current Baseline Eligibility</i>		-84	0	0	-34	0
<i>Adjustment Per This Item</i>	c	7	0	0	0	6
Net Baseline Eligibility		-77	0	0	-34	6

State Allocation Board Meeting, February 26, 2020

ATTACHMENT B

District: Redondo Beach Unified
 School Name: Madison Elementary
 County: Los Angeles
 Application Number: 57/75341-00-000

	Type of Adj.	K-6	7-8	9-12	Non-Severe	Severe
<i>Current Baseline Eligibility</i>		0	0	0	0	0
<i>Adjustment Per This Item</i>	c	6	0	0	0	0
<i>Adjustment Per This Item</i>	c	24	0	0	4	0
<i>Adjustment Per This Item</i>	d1	30	0	0	0	0
Net Baseline Eligibility		60	0	0	4	0

District: Redondo Beach Unified
 School Name: Redondo High
 County: Los Angeles
 Application Number: 57/75341-00-000

	Type of Adj.	K-6	7-8	9-12	Non-Severe	Severe
<i>Current Baseline Eligibility</i>		0	0	102	-104	3
<i>Adjustment Per This Item</i>	c	0	0	53	98	-57
<i>Adjustment Per This Item</i>	c	0	0	193	-45	-1
Net Baseline Eligibility		0	0	348	-51	-55

District: Redondo Beach Unified
 School Name: Tulita Elementary
 County: Los Angeles
 Application Number: 57/75341-00-000

	Type of Adj.	K-6	7-8	9-12	Non-Severe	Severe
<i>Current Baseline Eligibility</i>		0	0	0	-37	0
<i>Adjustment Per This Item</i>	c	24	0	0	0	-11
<i>Adjustment Per This Item</i>	c	37	0	0	0	0
Net Baseline Eligibility		61	0	0	-37	-11

State Allocation Board Meeting, February 26, 2020

ATTACHMENT B

District: Redondo Beach Unified
 School Name: Washington Elementary
 County: Los Angeles
 Application Number: 57/75341-00-000

	Type of Adj.	K-6	7-8	9-12	Non-Severe	Severe
<i>Current Baseline Eligibility</i>		0	0	0	-18	-7
<i>Adjustment Per This Item</i>	c	14	0	0	0	0
<i>Adjustment Per This Item</i>	c	45	0	0	0	0
<i>Adjustment Per This Item</i>	c	80	0	0	1	0
Net Baseline Eligibility		139	0	0	-17	-7

District: San Benito High
 School Name: San Benito High
 County: San Benito
 Application Number: 57/67538-00-000

	Type of Adj.	K-6	7-8	9-12	Non-Severe	Severe
<i>Current Baseline Eligibility</i>		0	0	949	63	33
<i>Adjustment Per This Item</i>	c	0	0	0	-4	1
<i>Adjustment Per This Item</i>	d1	0	0	1,458	0	0
Net Baseline Eligibility		0	0	2,407	59	34

District: San Juan Unified
 School Name: Sylvan Middle (Aka Citrus Heights)
 County: Sacramento
 Application Number: 57/67447-00-000

	Type of Adj.	K-6	7-8	9-12	Non-Severe	Severe
<i>Current Baseline Eligibility</i>		0	-16	0	-2	0
<i>Adjustment Per This Item</i>	d1	0	110	0	4	2
Net Baseline Eligibility		0	94	0	2	2

District: Sanger Unified
 School Name: Centerville Elementary
 County: Fresno
 Application Number: 57/62414-00-000

	Type of Adj.	K-6	7-8	9-12	Non-Severe	Severe
<i>Current Baseline Eligibility</i>		0	0	0	0	0
<i>Adjustment Per This Item</i>	d1	75	0	0	0	0
<i>Adjustment Per This Item</i>	d1	81	67	0	0	0
Net Baseline Eligibility		156	67	0	0	0

State Allocation Board Meeting, February 26, 2020

ATTACHMENT B

District: Sanger Unified
 School Name: Fairmont Elementary
 County: Fresno
 Application Number: 57/62414-00-000

	Type of Adj.	K-6	7-8	9-12	Non-Severe	Severe
<i>Current Baseline Eligibility</i>		100	50	0	0	0
<i>Adjustment Per This Item</i>	d1	320	100	0	0	0
<i>Adjustment Per This Item</i>	e	0	4	0	0	0
Net Baseline Eligibility		420	154	0	0	0

District: Sanger Unified
 School Name: Jackson Elementary
 County: Fresno
 Application Number: 57/62414-00-000

	Type of Adj.	K-6	7-8	9-12	Non-Severe	Severe
<i>Current Baseline Eligibility</i>		263	0	0	3	0
<i>Adjustment Per This Item</i>	d1	61	0	0	1	0
Net Baseline Eligibility		324	0	0	4	0

District: Sanger Unified
 School Name: Jefferson Elementary
 County: Fresno
 Application Number: 57/62414-00-000

	Type of Adj.	K-6	7-8	9-12	Non-Severe	Severe
<i>Current Baseline Eligibility</i>		0	0	0	0	0
<i>Adjustment Per This Item</i>	d1	57	0	0	9	0
<i>Adjustment Per This Item</i>	d1	186	0	0	5	0
Net Baseline Eligibility		243	0	0	14	0

District: Sanger Unified
 School Name: Madison Elementary
 County: Fresno
 Application Number: 57/62414-00-000

	Type of Adj.	K-6	7-8	9-12	Non-Severe	Severe
<i>Current Baseline Eligibility</i>		0	0	0	-2	0
<i>Adjustment Per This Item</i>	d1	50	0	0	11	0
Net Baseline Eligibility		50	0	0	9	0

State Allocation Board Meeting, February 26, 2020

ATTACHMENT B

District: Sanger Unified
 School Name: Wash (John S.) Elementary
 County: Fresno
 Application Number: 57/62414-00-000

	Type of Adj.	K-6	7-8	9-12	Non-Severe	Severe
<i>Current Baseline Eligibility</i>		189	0	0	0	0
<i>Adjustment Per This Item</i>	c	12	0	0	0	0
<i>Adjustment Per This Item</i>	c	53	0	0	0	0
<i>Adjustment Per This Item</i>	c	95	0	0	0	0
Net Baseline Eligibility		349	0	0	0	0

District: Sanger Unified
 School Name: Wilson Elementary
 County: Fresno
 Application Number: 57/62414-00-000

	Type of Adj.	K-6	7-8	9-12	Non-Severe	Severe
<i>Current Baseline Eligibility</i>		96	0	0	0	0
<i>Adjustment Per This Item</i>	d1	227	0	0	0	0
Net Baseline Eligibility		323	0	0	0	0

District: Santa Ana Unified
 School Name: Greenville Fundamental
 County: Orange
 Application Number: 57/66670-00-000

	Type of Adj.	K-6	7-8	9-12	Non-Severe	Severe
<i>Current Baseline Eligibility</i>		0	0	0	0	0
<i>Adjustment Per This Item</i>	c	0	0	0	0	-1
Net Baseline Eligibility		0	0	0	0	-1

District: Santa Barbara Unified
 School Name: Adams Elementary
 County: Santa Barbara
 Application Number: 57/76786-00-000

	Type of Adj.	K-6	7-8	9-12	Non-Severe	Severe
<i>Current Baseline Eligibility</i>		0	0	0	-2	0
<i>Adjustment Per This Item</i>	c	-51	0	0	9	-8
Net Baseline Eligibility		-51	0	0	7	-8

State Allocation Board Meeting, February 26, 2020

ATTACHMENT B

District: Santa Barbara Unified
 School Name: Adelante Charter
 County: Santa Barbara
 Application Number: 57/76786-00-000

	Type of Adj.	K-6	7-8	9-12	Non-Severe	Severe
<i>Current Baseline Eligibility</i>		75	0	0	1	0
<i>Adjustment Per This Item</i>	c	3	0	0	-1	0
<i>Adjustment Per This Item</i>	c	5	0	0	0	0
<i>Adjustment Per This Item</i>	c	17	0	0	0	0
<i>Adjustment Per This Item</i>	c	17	0	0	0	0
<i>Net Baseline Eligibility</i>		117	0	0	0	0

District: Santa Barbara Unified
 School Name: Monroe Elementary
 County: Santa Barbara
 Application Number: 57/76786-00-000

	Type of Adj.	K-6	7-8	9-12	Non-Severe	Severe
<i>Current Baseline Eligibility</i>		112	0	0	-20	-1
<i>Adjustment Per This Item</i>	d1	-11	0	0	24	3
<i>Adjustment Per This Item</i>	d1	11	0	0	0	0
<i>Net Baseline Eligibility</i>		112	0	0	4	2

District: Santa Barbara Unified
 School Name: Peabody Elementary
 County: Santa Barbara
 Application Number: 57/76786-00-000

	Type of Adj.	K-6	7-8	9-12	Non-Severe	Severe
<i>Current Baseline Eligibility</i>		168	0	0	-23	-5
<i>Adjustment Per This Item</i>	c	2	0	0	3	-7
<i>Adjustment Per This Item</i>	d1	13	0	0	0	0
<i>Adjustment Per This Item</i>	d1	26	0	0	0	0
<i>Net Baseline Eligibility</i>		209	0	0	-20	-12

State Allocation Board Meeting, February 26, 2020

ATTACHMENT B

District: Santa Barbara Unified
 School Name: Santa Barbara Community Academy
 County: Santa Barbara
 Application Number: 57/76786-00-000

	Type of Adj.	K-6	7-8	9-12	Non-Severe	Severe
<i>Current Baseline Eligibility</i>		23	0	0	0	0
<i>Adjustment Per This Item</i>	c	3	0	0	1	0
<i>Adjustment Per This Item</i>	c	5	0	0	0	0
Net Baseline Eligibility		31	0	0	1	0

District: Santa Barbara Unified
 School Name: Washington Elementary
 County: Santa Barbara
 Application Number: 57/76786-00-000

	Type of Adj.	K-6	7-8	9-12	Non-Severe	Severe
<i>Current Baseline Eligibility</i>		388	0	0	-6	0
<i>Adjustment Per This Item</i>	d1	0	0	0	0	4
Net Baseline Eligibility		388	0	0	-6	4

District: Sequoia Union Elementary
 School Name: Sequoia Elementary
 County: Tulare
 Application Number: 57/72116-00-000

	Type of Adj.	K-6	7-8	9-12	Non-Severe	Severe
<i>Current Baseline Eligibility</i>		0	0	0	0	0
<i>Adjustment Per This Item</i>	d1	263	3	0	0	0
Net Baseline Eligibility		263	3	0	0	0

District: Sierra Sands Unified
 School Name: Murray Junior High
 County: Kern
 Application Number: 57/73742-00-000

	Type of Adj.	K-6	7-8	9-12	Non-Severe	Severe
<i>Current Baseline Eligibility</i>		0	424	0	14	4
<i>Adjustment Per This Item</i>	d1	0	323	0	9	3
Net Baseline Eligibility		0	747	0	23	7

State Allocation Board Meeting, February 26, 2020

ATTACHMENT B

District: Snowline Joint Unified
 School Name: Phelan Elementary
 County: San Bernardino
 Application Number: 57/73957-00-000

	Type of Adj.	K-6	7-8	9-12	Non-Severe	Severe
<i>Current Baseline Eligibility</i>		297	0	0	10	6
<i>Adjustment Per This Item</i>	d1	329	0	0	3	6
Net Baseline Eligibility		626	0	0	13	12

District: Snowline Joint Unified
 School Name: Serrano High
 County: San Bernardino
 Application Number: 57/73957-00-000

	Type of Adj.	K-6	7-8	9-12	Non-Severe	Severe
<i>Current Baseline Eligibility</i>		0	0	639	7	1
<i>Adjustment Per This Item</i>	d1	0	0	1,116	6	2
Net Baseline Eligibility		0	0	1,755	13	3

District: Sonoma Valley Unified
 School Name: Flowery Elementary
 County: Sonoma
 Application Number: 57/70953-00-000

	Type of Adj.	K-6	7-8	9-12	Non-Severe	Severe
<i>Current Baseline Eligibility</i>		86	0	0	0	0
<i>Adjustment Per This Item</i>	d1	65	0	0	0	0
Net Baseline Eligibility		151	0	0	0	0

District: Sonoma Valley Unified
 School Name: Sassarini Elementary
 County: Sonoma
 Application Number: 57/70953-00-000

	Type of Adj.	K-6	7-8	9-12	Non-Severe	Severe
<i>Current Baseline Eligibility</i>		-55	0	0	0	0
<i>Adjustment Per This Item</i>	c	12	0	0	-2	0
Net Baseline Eligibility		-43	0	0	-2	0

State Allocation Board Meeting, February 26, 2020

ATTACHMENT B

District: Sonoma Valley Unified
 School Name: Sonoma Valley High
 County: Sonoma
 Application Number: 57/70953-00-000

	Type of Adj.	K-6	7-8	9-12	Non-Severe	Severe
<i>Current Baseline Eligibility</i>		0	0	0	0	0
<i>Adjustment Per This Item</i>	d1	0	0	108	0	0
Net Baseline Eligibility		0	0	108	0	0

District: Stockton Unified
 School Name: Fillmore Elementary
 County: San Joaquin
 Application Number: 57/68676-00-000

	Type of Adj.	K-6	7-8	9-12	Non-Severe	Severe
<i>Current Baseline Eligibility</i>		28	112	0	4	3
<i>Adjustment Per This Item</i>	c	-48	6	0	24	1
Net Baseline Eligibility		-20	118	0	28	4

District: Stockton Unified
 School Name: Van Buren Elementary
 County: San Joaquin
 Application Number: 57/68676-00-000

	Type of Adj.	K-6	7-8	9-12	Non-Severe	Severe
<i>Current Baseline Eligibility</i>		0	0	0	0	0
<i>Adjustment Per This Item</i>	c	3	-74	0	8	1
<i>Adjustment Per This Item</i>	d1	100	0	0	0	0
Net Baseline Eligibility		103	-74	0	8	1

District: Stockton Unified
 School Name: Walton Development Center
 County: San Joaquin
 Application Number: 57/68676-00-000

	Type of Adj.	K-6	7-8	9-12	Non-Severe	Severe
<i>Current Baseline Eligibility</i>		0	0	0	0	0
<i>Adjustment Per This Item</i>	c	0	0	0	10	0
<i>Adjustment Per This Item</i>	d1	0	0	0	4	0
Net Baseline Eligibility		0	0	0	14	0

State Allocation Board Meeting, February 26, 2020

ATTACHMENT B

District: Tahoe-Truckee Unified
 School Name: Glenshire Elementary
 County: Placer
 Application Number: 57/66944-00-000

	Type of Adj.	K-6	7-8	9-12	Non-Severe	Severe
<i>Current Baseline Eligibility</i>		200	0	0	0	0
<i>Adjustment Per This Item</i>	c	0	0	0	0	0
Net Baseline Eligibility		200	0	0	0	0

District: Torrance Unified
 School Name: Anza Elementary
 County: Los Angeles
 Application Number: 57/65060-00-000

	Type of Adj.	K-6	7-8	9-12	Non-Severe	Severe
<i>Current Baseline Eligibility</i>		0	0	0	0	0
<i>Adjustment Per This Item</i>	d1	25	0	0	0	0
Net Baseline Eligibility		25	0	0	0	0

District: Torrance Unified
 School Name: Calle Mayor Middle
 County: Los Angeles
 Application Number: 57/65060-00-000

	Type of Adj.	K-6	7-8	9-12	Non-Severe	Severe
<i>Current Baseline Eligibility</i>		0	115	0	-19	33
<i>Adjustment Per This Item</i>	c	0	-67	0	0	24
Net Baseline Eligibility		0	48	0	-19	57

District: Torrance Unified
 School Name: Fern Elementary
 County: Los Angeles
 Application Number: 57/65060-00-000

	Type of Adj.	K-6	7-8	9-12	Non-Severe	Severe
<i>Current Baseline Eligibility</i>		-99	0	0	6	1
<i>Adjustment Per This Item</i>	d1	124	0	0	-6	-1
Net Baseline Eligibility		25	0	0	0	0

State Allocation Board Meeting, February 26, 2020

ATTACHMENT B

District: Ventura Unified
 School Name: Elmhurst Elementary
 County: Ventura
 Application Number: 57/72652-00-000

	Type of Adj.	K-6	7-8	9-12	Non-Severe	Severe
<i>Current Baseline Eligibility</i>		25	0	0	0	0
<i>Adjustment Per This Item</i>	c	-10	0	0	0	5
<i>Adjustment Per This Item</i>	d1	0	0	0	8	3
<i>Net Baseline Eligibility</i>		15	0	0	8	8

District: Ventura Unified
 School Name: Will Rogers Elementary
 County: Ventura
 Application Number: 57/72652-00-000

	Type of Adj.	K-6	7-8	9-12	Non-Severe	Severe
<i>Current Baseline Eligibility</i>		0	0	0	0	0
<i>Adjustment Per This Item</i>	c	8	0	0	0	0
	c	13	0	0	-12	0
<i>Adjustment Per This Item</i>	d1	67	0	0	0	0
<i>Net Baseline Eligibility</i>		88	0	0	-12	0

SCHOOL FACILITY PROGRAM UNFUNDED APPROVALS

(Lack of AB 55 Loans)

PURPOSE OF REPORT

To present to the State Allocation Board (Board) a list of School Facility Program (SFP) applications for unfunded approval.

DESCRIPTION

At the January 2020 Board meeting, the Board elected to provide an increase adjustment of 2.08 percent to SFP projects for calendar year 2020. The projects listed on the Attachment reflect the Board's action of the adoption of the 2.08 percent increase based on the RS Means Construction Cost Index. In addition, the project applications represent SFP New Construction, Modernization, Charter School and Overcrowding Relief Grant projects in date order of a complete application being received by the Office of Public School Construction (OPSC).

AUTHORITY

SFP Regulation Section 1859.2 defines an Unfunded List (Lack of AB 55 Loans) as an information list of unfunded projects that was created due to the State's inability to provide interim financing from the Pooled Money Investment Account (AB 55 loans) to fund school construction projects as declared in the Department of Finance Budget Letter #33 issued on December 18, 2008.

SFP Regulation Section 1859.95 states:

"When the Board has no funds to apportion ..., the Board will also accept and process applications for apportionment for purposes of developing an Unfunded List based on the date the application is ready for Apportionment, with the exception of New Construction funding applications that utilize eligibility generated by the Alternative Enrollment Projection.

An application for funding included on an Unfunded List is eligible for reimbursement subject to adjustments in the New Construction Grants amount pursuant to Section 1859.77."

BACKGROUND

At the March 11, 2009 SAB meeting, the Board requested that Staff continue to process applications to the Board for unfunded approval, up to the bonding authority. The Attachment reflects applications being presented for unfunded approval, including SFP modernization and new construction projects in date order of a complete application being received by the OPSC. The list also includes health and safety facility hardship applications for funding that have been processed and are ready for approval regardless of received date. The unfunded approval of the applications as reflected on the Attachment does not constitute a guarantee of future funding.

RECOMMENDATIONS

1. Approve the SFP applications as presented on the Attachment.
2. Provide that these unfunded approvals do not constitute a guarantee of future funding.

ATTACHMENT
UNFUNDED APPROVALS
(Lack of AB 55 Loans)

(Rev. 1)

State Allocation Board Meeting, February 26, 2020

County	District	School Site	Application Number	Received Date	Grant Amount
LOS ANGELES	LONG BEACH UNIFIED	BROWNING HIGH	50/64725-05-002	12/12/2016	\$20,997,373.09
RIVERSIDE	MORENO VALLEY UNIFIED	EDGEMONT ELEMENTARY	57/67124-00-009	12/23/2016	\$1,737,057.00
RIVERSIDE	MORENO VALLEY UNIFIED	MORENO VALLEY HIGH	57/67124-00-010	12/23/2016	\$1,867,307.00
RIVERSIDE	ALVORD UNIFIED	MCAULIFFE (S. CHRISTA)	57/66977-00-016	12/28/2016	\$940,836.00
RIVERSIDE	ALVORD UNIFIED	LA SIERRA HIGH	57/66977-00-017	12/28/2016	\$2,614,229.00
RIVERSIDE	ALVORD UNIFIED	FOOTHILL ELEMENTARY	57/66977-00-018	12/28/2016	\$1,486,760.00
LOS ANGELES	WILLIAM S. HART UNION HIGH	CASTAIC HIGH	50/65136-00-012	12/29/2016	\$70,335,753.00
RIVERSIDE	JURUPA UNIFIED	PERALTA ELEMENTARY	57/67090-00-009	12/29/2016	\$796,628.00
MONTEREY	GREENFIELD UNION ELEMENTARY	ARROYO SECO ACADEMY ELEMENTARY	50/66035-00-002	1/6/2017	\$3,735,300.00
SACRAMENTO	FOLSOM-CORDOVA UNIFIED	SUNDAHL (CARL H.) ELEMENTARY	50/67330-21-009	1/6/2017	\$6,364,408.00
SACRAMENTO	FOLSOM-CORDOVA UNIFIED	SUNDAHL (CARL H.) ELEMENTARY	57/67330-00-009	1/6/2017	\$2,128,198.00
TULARE	WOODVILLE ELEMENTARY	WOODVILLE ELEMENTARY	57/72298-00-002	1/6/2017	\$323,582.00
LOS ANGELES	LANCASTER ELEMENTARY	JOSHUA ELEMENTARY	57/64667-00-008	1/11/2017	\$1,410,424.00
SAN BENITO	HOLLISTER ELEMENTARY	CERRA VISTA	57/67470-00-001	1/11/2017	\$1,098,116.00
LOS ANGELES	TORRANCE UNIFIED	NORTH HIGH	57/65060-00-036	1/12/2017	\$2,560,255.00
SACRAMENTO	NATOMAS UNIFIED	WESTLAKE CHARTER-MIDDLE	50/75283-00-017	1/13/2017	\$19,737,385.00
KINGS	CORCORAN JOINT UNIFIED	JOHN MUIR MIDDLE	57/63891-00-011	1/13/2017	\$1,866,765.00
MERCED	MERCED CITY ELEMENTARY	DONN B. CHENOWETH ELEMENTARY	57/65771-00-013	1/17/2017	\$711,749.00
MERCED	MERCED CITY ELEMENTARY	DONN B. CHENOWETH ELEMENTARY	57/65771-00-014	1/17/2017	\$1,550,354.00
SONOMA	RINCON VALLEY UNION ELEMENTARY	BINKLEY ELEMENTARY	57/70896-00-009	1/17/2017	\$1,358,683.00
SONOMA	RINCON VALLEY UNION ELEMENTARY	MADRONE ELEMENTARY	57/70896-00-010	1/17/2017	\$401,851.00
SAN BERNARDINO	COLTON JOINT UNIFIED	BLOOMINGTON HIGH	57/67686-00-024	1/18/2017	\$2,473,962.00
RIVERSIDE	PERRIS UNION HIGH	LIBERTY HIGH	50/67207-00-010	1/19/2017	\$58,780,018.06
SANTA CRUZ	PACIFIC ELEMENTARY	PACIFIC ELEMENTARY	50/69781-00-001	1/20/2017	\$201,347.00
SANTA CRUZ	PACIFIC ELEMENTARY	PACIFIC ELEMENTARY	50/69781-00-002	1/20/2017	\$129,490.00
SANTA CRUZ	PACIFIC ELEMENTARY	PACIFIC ELEMENTARY	57/69781-00-001	1/20/2017	\$118,525.00
LOS ANGELES	WESTSIDE UNION ELEMENTARY	COTTONWOOD ELEMENTARY	57/65102-00-004	1/24/2017	\$2,493,429.00
BUTTE	GRIDLEY UNIFIED	SYCAMORE MIDDLE	57/75507-00-002	1/24/2017	\$891,653.00
BUTTE	GRIDLEY UNIFIED	WILSON ELEMENTARY	57/75507-00-003	1/24/2017	\$1,419,282.00
BUTTE	GRIDLEY UNIFIED	WILSON ELEMENTARY	57/75507-00-004	1/24/2017	\$984,391.00
BUTTE	GRIDLEY UNIFIED	MCKINLEY ELEMENTARY	57/75507-00-005	1/24/2017	\$1,431,859.00
EL DORADO	POLLOCK PINES ELEMENTARY	PINEWOOD ELEMENTARY	57/61960-00-001	1/25/2017	\$1,257,283.00
EL DORADO	POLLOCK PINES ELEMENTARY	SIERRA RIDGE MIDDLE	57/61960-00-002	1/25/2017	\$2,006,370.00
SAN LUIS OBISPO	ATASCADERO UNIFIED	SANTA ROSA ROAD ELEMENTARY	57/68700-00-004	1/25/2017	\$4,040,367.00
KERN	ARVIN UNION ELEMENTARY	SIERRA VISTA ELEMENTARY	50/63313-00-003	1/26/2017	\$963,728.00
TULARE	VISALIA UNIFIED	RIVERWAY ELEMENTARY	50/72256-00-030	1/26/2017	\$12,259,214.00
KERN	ARVIN UNION ELEMENTARY	HAVEN DRIVE MIDDLE	57/63313-00-001	1/26/2017	\$1,760,932.00
TULARE	PIXLEY UNION ELEMENTARY	PIXLEY ELEMENTARY	57/72041-00-001	1/26/2017	\$5,092,331.71
SAN LUIS OBISPO	ATASCADERO UNIFIED	SAN GABRIEL ELEMENTARY	57/68700-00-005	2/1/2017	\$3,128,986.00
SACRAMENTO	NATOMAS UNIFIED	HERON ELEMENTARY	50/75283-00-018	2/3/2017	\$3,534,843.00
SACRAMENTO	NATOMAS UNIFIED	DISCOVERY HIGH (CONT.)	50/75283-00-019	2/3/2017	\$571,141.00
RIVERSIDE	JURUPA UNIFIED	INA ARBUCKLE ELEMENTARY	57/67090-00-010	2/3/2017	\$2,877,439.00
LOS ANGELES	POMONA UNIFIED	PHILADELPHIA ELEMENTARY	50/64907-03-002	2/6/2017	\$2,292,446.00
KINGS	CORCORAN JOINT UNIFIED	MARK TWAIN ELEMENTARY	50/63891-00-002	2/7/2017	\$1,476,706.00
KINGS	CORCORAN JOINT UNIFIED	MARK TWAIN ELEMENTARY	57/63891-00-012	2/7/2017	\$2,039,649.00
SAN DIEGO	GROSSMONT UNION HIGH	EL CAPITAN HIGH	57/68130-00-026	2/7/2017	\$651,832.00
SAN JOAQUIN	STOCKTON UNIFIED	EL DORADO ELEMENTARY	50/68676-04-002	2/9/2017	\$423,334.00

ATTACHMENT
UNFUNDED APPROVALS
(Lack of AB 55 Loans)

(Rev. 1)

State Allocation Board Meeting, February 26, 2020

County	District	School Site	Application Number	Received Date	Grant Amount
PLACER	TAHOE-TRUCKEE UNIFIED	GLENSHIRE ELEMENTARY	57/66944-00-013	2/13/2017	\$1,202,180.00
LOS ANGELES	AZUSA UNIFIED	CENTER MIDDLE	57/64279-00-019	2/15/2017	\$2,528,215.00
ALAMEDA	ALAMEDA CITY UNIFIED	ALAMEDA HIGH	57/61119-00-023	2/23/2017	\$1,889,023.00
TULARE	SEQUOIA UNION ELEMENTARY	SEQUOIA ELEMENTARY	50/72116-00-002	2/24/2017	\$809,154.00
TULARE	SEQUOIA UNION ELEMENTARY	SEQUOIA ELEMENTARY	57/72116-00-002	2/24/2017	\$315,481.00
RIVERSIDE	JURUPA UNIFIED	JURUPA VALLEY HIGH	57/67090-00-011	2/27/2017	\$1,788,844.00
SACRAMENTO	SAN JUAN UNIFIED	BELLA VISTA HIGH	57/67447-00-062	2/27/2017	\$734,218.00
HUMBOLDT	SOUTHERN HUMBOLDT JOINT UNIFIED	SOUTH FORK JUNIOR-SENIOR HIGH	57/63040-00-001	3/3/2017	\$2,931,570.00
SAN LUIS OBISPO	ATASCADERO UNIFIED	ATASCADERO JUNIOR HIGH	57/68700-00-006	3/3/2017	\$5,780,306.00
RIVERSIDE	DESERT SANDS UNIFIED	LA QUINTA MIDDLE	57/67058-00-019	3/6/2017	\$2,414,571.00
RIVERSIDE	JURUPA UNIFIED	NEW K-8 SCHOOL #5	50/67090-00-012	3/7/2017	\$16,774,581.96
KERN	SIERRA SANDS UNIFIED	BURROUGHS HIGH	57/73742-00-009	3/7/2017	\$9,076,396.00
LOS ANGELES	WILLIAM S. HART UNION HIGH	SAUGUS HIGH	50/65136-00-013	3/10/2017	\$1,257,701.00
CONTRA COSTA	SAN RAMON VALLEY UNIFIED	BOLLINGER CANYON ELEMENTARY	57/61804-00-026	3/13/2017	\$563,089.00
CONTRA COSTA	SAN RAMON VALLEY UNIFIED	LOS CERROS MIDDLE	57/61804-00-027	3/13/2017	\$869,213.00
KERN	SIERRA SANDS UNIFIED	MURRAY JUNIOR HIGH	57/73742-00-010	3/13/2017	\$5,415,992.00
LOS ANGELES	AZUSA UNIFIED	SLAUSON INTERMEDIATE	57/64279-00-020	3/15/2017	\$3,757,764.00
CONTRA COSTA	SAN RAMON VALLEY UNIFIED	PINE VALLEY INTERMEDIATE	57/61804-00-028	3/16/2017	\$901,663.00
CONTRA COSTA	SAN RAMON VALLEY UNIFIED	TASSAJARA HILLS ELEMENTARY	57/61804-00-029	3/16/2017	\$750,785.00
TULARE	DINUBA UNIFIED	DINUBA HIGH	57/75531-00-013	3/16/2017	\$1,148,875.00
TULARE	DINUBA UNIFIED	JEFFERSON ELEMENTARY	57/75531-00-014	3/16/2017	\$355,575.00
TULARE	DINUBA UNIFIED	LINCOLN ELEMENTARY	57/75531-00-015	3/16/2017	\$187,338.00
ORANGE	CAPISTRANO UNIFIED	ESENCIA K-8	50/66464-00-022	3/22/2017	\$35,611,874.19
LOS ANGELES	TORRANCE UNIFIED	CALLE MAJOR MIDDLE	57/65060-00-037	3/22/2017	\$1,556,390.00
SAN BERNARDINO	CENTRAL ELEMENTARY	DONA MERCED ELEMENTARY	57/67645-00-006	3/28/2017	\$784,031.00
SAN BERNARDINO	CENTRAL ELEMENTARY	BEAR GULCH	57/67645-00-007	3/28/2017	\$914,702.00
FRESNO	CLOVIS UNIFIED	RED BANK ELEMENTARY	57/62117-00-055	4/4/2017	\$3,460,134.00
SACRAMENTO	TWIN RIVERS UNIFIED	FRONTIER ELEMENTARY	57/76505-00-042	4/5/2017	\$873,831.00
SACRAMENTO	TWIN RIVERS UNIFIED	NORTHWOOD ELEMENTRY	57/76505-00-044	4/5/2017	\$745,480.00
MENDOCINO	POTTER VALLEY COMMUNITY UNIFIED	POTTER VALLEY	57/73866-00-001	4/7/2017	\$1,496,185.00
SANTA CRUZ	SCOTTS VALLEY UNIFIED	SCOTTS VALLEY MIDDLE	50/75432-00-001	4/20/2017	\$4,838,912.00
SANTA CRUZ	SCOTTS VALLEY UNIFIED	SCOTTS VALLEY MIDDLE	57/75432-00-002	4/20/2017	\$4,406,112.00
LOS ANGELES	DOWNEY UNIFIED	STAUFFER MIDDLE	50/64451-00-014	4/21/2017	\$1,203,834.00
SACRAMENTO	ELK GROVE UNIFIED	EAST FRANKLIN ELEMENTARY	50/67314-00-047	4/24/2017	\$14,913,975.00
SAN BERNARDINO	CENTRAL ELEMENTARY	CENTRAL ELEMENTARY	57/67645-00-008	4/24/2017	\$771,076.00
SAN DIEGO	CHULA VISTA ELEMENTARY	SABURO MURAOKA ELEMENTARY	50/68023-04-001	4/26/2017	\$19,958,160.00
ORANGE	FULLERTON JOINT UNION HIGH	SUNNY HILLS HIGH	57/66514-00-016	4/26/2017	\$2,501,201.00
SAN FRANCISCO	SAN FRANCISCO UNIFIED	REDDING ELEMENTARY	57/68478-00-060	4/26/2017	\$1,849,363.00
SAN BENITO	SAN BENITO HIGH	SAN BENITO HIGH	57/67538-00-004	4/27/2017	\$874,181.00

Program	Amount (in Dollars)
New Construction	\$297,289,203.30
Modernization	\$118,364,868.71
Total	\$415,654,072.01

SCHOOL DISTRICT DATA

Application No: 50/64725-05-002
School District: Long Beach Unified

County: Los Angeles
School Name: Browning High

PROJECT DATA

Type of Project: High School
Pupils Assigned **K-6:**
 7-8:
 9-12: 823
Non-Severe:
Severe:
Application Filing Basis: High School
 Attendance Area
Number of Classrooms: 31
Master Acres: 31.1
Existing Acres:
Proposed Acres: 10.17
Recommended Acres: 31.1
Facility Hardship (a): No
Financial Hardship Requested: No
Alternative Education School: No
Addition to Existing Site: No
Core Facilities: Multi-Purpose/Kitchen,
 Gymnasium, Library,
 School Administration,
 Toilet

ADJUSTED GRANT DATA

New Construction Grant	\$13,790,188.00
Fire Detection Alarm	27,982.00
Sprinkler System	212,334.00
Multi-Level Constr. – 31 Crs.	1,654,822.56
Site Acquisition	2,992,719.07
Service Site	1,265,417.67
Off-Site	257,114.33
Utilities	2,490.46
General Site	794,305.00
Total State Share (50%)	20,997,373.09
District Share (50%)	20,997,373.09
Total Project Cost	\$41,994,746.18

PROJECT FINANCING

<u>State Share</u>	
This Project	\$20,997,373.09
<u>District Share</u>	
Cash Contribution	20,997,373.09
Financial Hardship	
Total Project Cost	\$41,994,746.18

HISTORY OF PROJECT COST AND APPORTIONMENT

	Fund Code	Proposition	Previously Authorized	Authorized This Action	Unfunded Approval This Action
<u>State Share</u>					
New Construction/Additional Grant	951-500	51		\$20,997,373.09	\$20,997,373.09
<u>District Share</u>					
Cash Contribution					
				20,997,373.09	
Total				\$41,994,746.18	\$20,997,373.09

Funding Source(s): Proposition 51 Bonds/2016-Nov.

Pursuant to the Board's action on March 11, 2009, this application has been approved and placed on the Unfunded List (Lack of AB 55 Loans). This approval does not constitute a guarantee or commitment of future State funding.

The District shall ensure that it is in compliance with all applicable laws, regulations and certifications it made on the program forms.

Based on the Board's action on June 5, 2017, this project is subject to the Grant Agreement submittal pursuant to School Facility Program Regulation Section 1859.90.4.

The District is responsible for ensuring that the project is compliant with Prevailing Wage Monitoring and/or Labor Compliance Program requirements at the time construction contracts are executed and/or construction commenced.

SCHOOL DISTRICT DATA

Application No: 57/67124-00-009
School District: Moreno Valley Unified

County: Riverside
School Name: Edgemont Elementary

PROJECT DATA

Type of Project:	Elementary School	Application Filing Basis:	Site Specific
Pupils Assigned (Under 50 Yrs)		Pupils Assigned (Over 50 Yrs)	
K-6:		K-6:	208
7-8:		7-8:	
9-12:		9-12:	
Non-Severe:	6	Non-Severe:	7
Severe:		Severe:	
Financial Hardship Requested:	No	Recommended Acres:	10.8
Alternative Education School:	No	Existing Acres:	9.5

ADJUSTED GRANT DATA

PROJECT FINANCING

Modernization Grant - Under 50 Yrs	\$60,654.00	<u>State Share</u>	
Modernization Grant - Over 50 Yrs	1,468,154.00	This Project	\$1,737,057.00
Fire Detection Alarm	35,724.00	<u>District Share</u>	
Accessibility/Fire Code Req.	45,864.00	Cash Contribution	1,158,038.00
Two Stop Elevators	126,661.00	Financial Hardship	
Total State Share (60%)	<u>1,737,057.00</u>	Total Project Cost	<u><u>\$2,895,095.00</u></u>
District Share (40%)	1,158,038.00		
Total Project Cost	<u><u>\$2,895,095.00</u></u>		

HISTORY OF PROJECT COST AND APPORTIONMENT

	Fund Code	Proposition	Previously Authorized	Authorized This Action	Unfunded Approval This Action
<u>State Share</u>					
Modernization/Additional Grant	951-570	51		\$1,737,057.00	\$1,737,057.00
<u>District Share</u>					
Cash Contribution					
				1,158,038.00	
Total				<u><u>\$2,895,095.00</u></u>	<u><u>\$1,737,057.00</u></u>

Funding Source(s): Proposition 51 Bonds/2016-Nov.

Pursuant to the Board's action on March 11, 2009, this application has been approved and placed on the Unfunded List (Lack of AB 55 Loans). This approval does not constitute a guarantee or commitment of future State funding.

The District shall ensure that it is in compliance with all applicable laws, regulations and certifications it made on the program forms.

Based on the Board's action on June 5, 2017, this project is subject to the Grant Agreement submittal pursuant to School Facility Program Regulation Section 1859.90.4.

The District is responsible for ensuring that the project is compliant with Prevailing Wage Monitoring and/or Labor Compliance Program requirements at the time construction contracts are executed and/or construction commenced.

SCHOOL DISTRICT DATA

Application No: 57/67124-00-010
School District: Moreno Valley Unified

County: Riverside
School Name: Moreno Valley High

PROJECT DATA

Type of Project:	High School	Application Filing Basis:	Site Specific
Pupils Assigned (Under 50 Yrs)			
K-6:			
7-8:			
9-12:	270		
Non-Severe:			
Severe:			
Financial Hardship Requested:	No	Recommended Acres:	55.2
Alternative Education School:	No	Existing Acres:	52

ADJUSTED GRANT DATA

PROJECT FINANCING

Modernization Grant - Under 50 Yrs	\$1,772,550.00	<u>State Share</u>	
Fire Detection Alarm	41,580.00	This Project	\$1,867,307.00
Accessibility/Fire Code Req.	53,177.00		
Total State Share (60%)	1,867,307.00	<u>District Share</u>	
District Share (40%)	1,244,871.00	Cash Contribution	1,244,871.00
Total Project Cost	\$3,112,178.00	Financial Hardship	
		Total Project Cost	\$3,112,178.00

HISTORY OF PROJECT COST AND APPORTIONMENT

	Fund Code	Proposition	Previously Authorized	Authorized This Action	Unfunded Approval This Action
<u>State Share</u>					
Modernization/Additional Grant	951-570	51		\$1,867,307.00	\$1,867,307.00
<u>District Share</u>					
Cash Contribution				1,244,871.00	
Total				\$3,112,178.00	\$1,867,307.00

Funding Source(s): Proposition 51 Bonds/2016-Nov.

Pursuant to the Board's action on March 11, 2009, this application has been approved and placed on the Unfunded List (Lack of AB 55 Loans). This approval does not constitute a guarantee or commitment of future State funding.

The District shall ensure that it is in compliance with all applicable laws, regulations and certifications it made on the program forms.

Based on the Board's action on June 5, 2017, this project is subject to the Grant Agreement submittal pursuant to School Facility Program Regulation Section 1859.90.4.

The District is responsible for ensuring that the project is compliant with Prevailing Wage Monitoring and/or Labor Compliance Program requirements at the time construction contracts are executed and/or construction commenced.

SCHOOL DISTRICT DATA

Application No: 57/66977-00-016
School District: Alvord Unified

County: Riverside
School Name: McAuliffe (S. Christa)

PROJECT DATA

Type of Project:	Elementary School	Application Filing Basis:	Site Specific
Pupils Assigned (Under 50 Yrs)			
K-6:	180		
7-8:			
9-12:			
Non-Severe:			
Severe:			
Financial Hardship Requested:	No	Recommended Acres:	12.4
Alternative Education School:	No	Existing Acres:	10

ADJUSTED GRANT DATA

PROJECT FINANCING

Modernization Grant – Under 50 Yrs	\$853,380.00	<u>State Share</u>	
Fire Detection Alarm	27,720.00	This Project	\$940,836.00
Small Size Project	34,135.00		
Accessibility/Fire Code Req.	25,601.00	<u>District Share</u>	
Total State Share (60%)	940,836.00	Cash Contribution	627,224.00
District Share (40%)	627,224.00	Financial Hardship	
Total Project Cost	<u>\$1,568,060.00</u>	Total Project Cost	<u>\$1,568,060.00</u>

HISTORY OF PROJECT COST AND APPORTIONMENT

	Fund Code	Proposition	Previously Authorized	Authorized This Action	Unfunded Approval This Action
<u>State Share</u>					
Modernization/Additional Grant	951-570	51		\$940,836.00	\$940,836.00
<u>District Share</u>					
Cash Contribution				627,224.00	
Total				<u>\$1,568,060.00</u>	<u>\$940,836.00</u>

Funding Source(s): Proposition 51 Bonds/2016-Nov.

Pursuant to the Board's action on March 11, 2009, this application has been approved and placed on the Unfunded List (Lack of AB 55 Loans). This approval does not constitute a guarantee or commitment of future State funding.

The District shall ensure that it is in compliance with all applicable laws, regulations and certifications it made on the program forms.

Based on the Board's action on June 5, 2017, this project is subject to the Grant Agreement submittal pursuant to School Facility Program Regulation Section 1859.90.4.

The District is responsible for ensuring that the project is compliant with Prevailing Wage Monitoring and/or Labor Compliance Program requirements at the time construction contracts are executed and/or construction commenced.

SCHOOL DISTRICT DATA

Application No: 57/66977-00-017
School District: Alvord Unified

County: Riverside
School Name: La Sierra High

PROJECT DATA

Type of Project:	High School	Application Filing Basis:	Site Specific
Pupils Assigned (Under 50 Yrs)			
K-6:			
7-8:			
9-12:	378		
Non-Severe:			
Severe:			
Financial Hardship Requested:	No	Recommended Acres:	50.9
Alternative Education School:	No	Existing Acres:	46.2

ADJUSTED GRANT DATA

PROJECT FINANCING

Modernization Grant – Under 50 Yrs	\$2,481,570.00	<u>State Share</u>	
Fire Detection Alarm	58,212.00	This Project	\$2,614,229.00
Accessibility/Fire Code Req.	74,447.00		
Total State Share (60%)	2,614,229.00	<u>District Share</u>	
District Share (40%)	1,742,819.00	Cash Contribution	1,742,819.00
Total Project Cost	\$4,357,048.00	Financial Hardship	
		Total Project Cost	\$4,357,048.00

HISTORY OF PROJECT COST AND APPORTIONMENT

	Fund Code	Proposition	Previously Authorized	Authorized This Action	Unfunded Approval This Action
<u>State Share</u>					
Modernization/Additional Grant	951-570	51		\$2,614,229.00	\$2,614,229.00
<u>District Share</u>					
Cash Contribution				1,742,819.00	
Total				\$4,357,048.00	\$2,614,229.00

Funding Source(s): Proposition 51 Bonds/2016-Nov.

Pursuant to the Board's action on March 11, 2009, this application has been approved and placed on the Unfunded List (Lack of AB 55 Loans). This approval does not constitute a guarantee or commitment of future State funding.

The District shall ensure that it is in compliance with all applicable laws, regulations and certifications it made on the program forms.

Based on the Board's action on June 5, 2017, this project is subject to the Grant Agreement submittal pursuant to School Facility Program Regulation Section 1859.90.4.

The District is responsible for ensuring that the project is compliant with Prevailing Wage Monitoring and/or Labor Compliance Program requirements at the time construction contracts are executed and/or construction commenced.

SCHOOL DISTRICT DATA

Application No: 57/66977-00-018
School District: Alvord Unified

County: Riverside
School Name: Foothill Elementary

PROJECT DATA

Type of Project:	Elementary School	Application Filing Basis:	Site Specific
Pupils Assigned (Under 50 Yrs)		Pupils Assigned (Under 50 Yrs)	
K-6:		K-6:	125
7-8:		7-8:	
9-12:		9-12:	
Non-Severe:	17	Non-Severe:	26
Severe:		Severe:	
Financial Hardship Requested:	No	Recommended Acres:	10.5
Alternative Education School:	No	Existing Acres:	12.7

ADJUSTED GRANT DATA

PROJECT FINANCING

Modernization Grant – Under 50 Yrs	\$171,853.00	<u>State Share</u>	
Modernization Grant – Over 50 Yrs	1,188,238.00	This Project	\$1,486,760.00
Fire Detection Alarm	31,462.00	<u>District Share</u>	
Small Size Project	54,404.00	Cash Contribution	991,173.00
Accessibility/Fire Code Req.	40,803.00	Financial Hardship	
Total State Share (60%)	1,486,760.00	Total Project Cost	<u>\$2,477,933.00</u>
District Share (40%)	991,173.00		
Total Project Cost	<u>\$2,477,933.00</u>		

HISTORY OF PROJECT COST AND APPORTIONMENT

	Fund Code	Proposition	Previously Authorized	Authorized This Action	Unfunded Approval This Action
<u>State Share</u>					
Modernization/Additional Grant	951-570	51		\$1,486,760.00	\$1,486,760.00
<u>District Share</u>					
Cash Contribution				991,173.00	
Total				<u>\$2,477,933.00</u>	<u>\$1,486,760.00</u>

Funding Source(s): Proposition 51 Bonds/2016-Nov.

Pursuant to the Board's action on March 11, 2009, this application has been approved and placed on the Unfunded List (Lack of AB 55 Loans). This approval does not constitute a guarantee or commitment of future State funding.

The District shall ensure that it is in compliance with all applicable laws, regulations and certifications it made on the program forms.

Based on the Board's action on June 5, 2017, this project is subject to the Grant Agreement submittal pursuant to School Facility Program Regulation Section 1859.90.4.

The District is responsible for ensuring that the project is compliant with Prevailing Wage Monitoring and/or Labor Compliance Program requirements at the time construction contracts are executed and/or construction commenced.

SCHOOL DISTRICT DATA

Application No: 50/65136-00-012
School District: William S. Hart Union High

County: Los Angeles
School Name: Castaic High

PROJECT DATA

Type of Project: High School
Pupils Assigned
 K-6:
 7-8: 138
 9-12: 2157
 Non-Severe: 52
 Severe:
Application Filing Basis: District Wide
Number of Classrooms: 90
Master Acres: 60.3
Existing Acres:
Proposed Acres: 56.5
Recommended Acres: 54.7
Facility Hardship (a): No
Financial Hardship Requested: No
Alternative Education School: No
Addition to Existing Site: No

ADJUSTED GRANT DATA

New Construction Grant	\$39,176,762.00
Fire Detection Alarm	78,386.00
Sprinkler System	613,714.00
Site Acquisition	23,410,006.00
Service Site	3,241,330.00
Off-Site	1,128,455.00
Utilities	46,989.00
General Site	2,640,111.00
Total State Share (50%)	<u>70,335,753.00</u>
District Share (50%)	70,335,753.00
Total Project Cost	<u><u>\$140,671,506.00</u></u>

PROJECT FINANCING

<u>State Share</u>	
This Project	\$70,335,753.00
<u>District Share</u>	
Cash Contribution	70,335,753.00
Financial Hardship	
Total Project Cost	<u><u>\$140,671,506.00</u></u>

HISTORY OF PROJECT COST AND APPORTIONMENT

	Fund Code	Proposition	Previously Authorized	Authorized This Action	Unfunded Approval This Action
<u>State Share</u>					
New Construction/Additional Grant	951-500	51		\$70,335,753.00	\$70,335,753.00
<u>District Share</u>					
Cash Contribution				70,335,753.00	
Total				<u><u>\$140,671,506.00</u></u>	<u><u>\$70,335,753.00</u></u>

Funding Source(s): Proposition 51 Bonds/2016-Nov.

Pursuant to the Board's action on March 11, 2009, this application has been approved and placed on the Unfunded List (Lack of AB 55 Loans). This approval does not constitute a guarantee or commitment of future State funding.

The District shall ensure that it is in compliance with all applicable laws, regulations and certifications it made on the program forms.

Based on the Board's action on June 5, 2017, this project is subject to the Grant Agreement submittal pursuant to School Facility Program Regulation Section 1859.90.4.

The District is responsible for ensuring that the project is compliant with Prevailing Wage Monitoring and/or Labor Compliance Program requirements at the time construction contracts are executed and/or construction commenced.

This project is a Use of Grants under Regulation Section 1859.77.3(b).

SCHOOL DISTRICT DATA

Application No: 57/67090-00-009
School District: Jurupa Unified

County: Riverside
School Name: Peralta Elementary

PROJECT DATA

Type of Project:	Elementary School	Application Filing Basis:	Site Specific
Pupils Assigned (Under 50 Yrs)			
K-6:	105		
7-8:			
9-12:			
Non-Severe:			
Severe:		Recommended Acres:	9.9
Financial Hardship Requested:	No	Existing Acres:	8
Alternative Education School:	No		

ADJUSTED GRANT DATA

PROJECT FINANCING

Modernization Grant – Under 50 Yrs	\$497,805.00	<u>State Share</u>	
Small Size Project	19,912.00	This Project	\$796,628.00
Accessibility/Fire Code Req.	278,911.00	<u>District Share</u>	
Total State Share (60%)	796,628.00	Cash Contribution	531,085.00
District Share (40%)	531,085.00	Financial Hardship	
Total Project Cost	<u>\$1,327,713.00</u>	Total Project Cost	<u>\$1,327,713.00</u>

HISTORY OF PROJECT COST AND APPORTIONMENT

	Fund Code	Proposition	Previously Authorized	Authorized This Action	Unfunded Approval This Action
<u>State Share</u>					
Modernization/Additional Grant	951-570	51		\$796,628.00	\$796,628.00
<u>District Share</u>					
Cash Contribution				531,085.00	
Total				<u>\$1,327,713.00</u>	<u>\$796,628.00</u>

Funding Source(s): Proposition 51 Bonds/2016-Nov.

Pursuant to the Board's action on March 11, 2009, this application has been approved and placed on the Unfunded List (Lack of AB 55 Loans). This approval does not constitute a guarantee or commitment of future State funding.

The District shall ensure that it is in compliance with all applicable laws, regulations and certifications it made on the program forms.

Based on the Board's action on June 5, 2017, this project is subject to the Grant Agreement submittal pursuant to School Facility Program Regulation Section 1859.90.4.

The District is responsible for ensuring that the project is compliant with Prevailing Wage Monitoring and/or Labor Compliance Program requirements at the time construction contracts are executed and/or construction commenced.

SCHOOL DISTRICT DATA

Application No: 50/66035-00-002
School District: Greenfield Union Elementary

County: Monterey
School Name: Arroyo Seco Academy Elementary

PROJECT DATA

Type of Project:	Elementary School	Application Filing Basis:	Districtwide
Pupils Assigned	K-6: 750	Number of Classrooms:	30
	7-8:	Existing Acres:	
	9-12:	Proposed Acres:	
	Non-Severe:	Facility Hardship (a):	No
	Severe:	Addition to Existing Site:	No
Financial Hardship Requested:	Yes		
Alternative Education School:	No		

GRANT DATA

<u>Estimated Total Grant</u>		<u>Design Grant</u>	
New Construction Grant	\$9,338,250.00	Total Design (40% of Grant)	\$3,735,300.00
		Total Design	\$3,735,300.00
Total State Share (50%)	9,338,250.00	Total State Share (50%)	1,867,650.00
District Share (50%)	9,338,250.00	District Share (50%)	1,867,650.00
Total Estimated Cost	\$18,676,500.00	District Cash Contribution	-
		Financial Hardship	\$1,867,650.00

DESIGN PROJECT FINANCING

<u>State Share</u>	
New Construction Design Grant	\$1,867,650.00
<u>District Share</u>	
Cash Contribution	
Financial Hardship	1,867,650.00
Total Design Cost	\$3,735,300.00

HISTORY OF PROJECT COST AND APPORTIONMENT

	Fund Code	Proposition	Previously Authorized	Authorized This Action	Unfunded Approval This Action
<u>State Share</u>					
New Construction Design Grant	951-500	51		\$1,867,650.00	\$1,867,650.00
<u>District Share</u>					
Cash Contribution					
Financial Hardship	951-500	51		\$1,867,650.00	\$1,867,650.00
Total				\$3,735,300.00	\$3,735,300.00

Funding Source(s): Proposition 51 Bonds/2016-Nov.

Pursuant to the Board's action on March 11, 2009, this application has been approved and placed on the Unfunded List (Lack of AB 55 Loans). This approval does not constitute a guarantee or commitment of future State funding.

Amounts shown for financial hardship assistance are subject to adjustment as a result of a review of the District's financial records pursuant to Regulation Section 1859.81(a) at the time of apportionment.

The District shall ensure that it is in compliance with all applicable laws, regulations and certifications it made on the program forms.

Based on the Board's action on June 5, 2017, this project is subject to the Grant Agreement submittal pursuant to School Facility Program Regulation Section 1859.90.4.

The District qualifies for financial hardship pursuant to SFP Regulation Section 1859.81(c)(1). The District has demonstrated it is financially unable to provide all or a part of the matching funds and is levying the developer fees or equal alternative revenue source justified by law. The District's outstanding bonded indebtedness (as of April 4, 2019) is at least 60 percent of its total bonding capacity.

The District is responsible for ensuring that the project is compliant with Prevailing Wage Monitoring and/or Labor Compliance Program requirements at the time construction contracts are executed and/or construction commenced.

SCHOOL DISTRICT DATA

Application No: 50/67330-21-009
School District: Folsom-Cordova Unified
High School Attendance Area: Folsom

County: Sacramento
School Name: Sundahl (Carl H.) Elementary

PROJECT DATA

Type of Project: Elementary School
Pupils Assigned
 K-6: 425
 7-8:
 9-12:
 Non-Severe: 13
 Severe:
Application Filing Basis: High School Attendance Area
Number of Classrooms: 18
Master Acres: 9.9
Existing Acres: 8.2
Proposed Acres:
Recommended Acres: 9.9
Facility Hardship (a): No
 Financial Hardship Requested: No
 Alternative Education School: No
Addition to Existing Site: Yes

ADJUSTED GRANT DATA

New Construction Grant \$5,595,862.00
Fire Detection Alarm 6,947.00
Service Site 664,433.00
Off-Site 40,757.00
Utilities 56,409.00
Total State Share (50%) 6,364,408.00
District Share (50%) 6,364,408.00
Total Project Cost \$12,728,816.00

PROJECT FINANCING

State Share
This Project \$6,364,408.00
District Share
Cash Contribution 6,364,408.00
Financial Hardship
Total Project Cost \$12,728,816.00

HISTORY OF PROJECT COST AND APPORTIONMENT

	Fund Code	Proposition	Previously Authorized	Authorized This Action	Unfunded Approval This Action
<u>State Share</u>					
New Construction/Additional Grant	951-500	51		\$6,364,408.00	\$6,364,408.00
<u>District Share</u>					
Cash Contribution				6,364,408.00	
Total				<u><u>\$12,728,816.00</u></u>	<u><u>\$6,364,408.00</u></u>

Funding Source(s): Proposition 51 Bonds/2016-Nov.

Pursuant to the Board's action on March 11, 2009, this application has been approved and placed on the Unfunded List (Lack of AB 55 Loans). This approval does not constitute a guarantee or commitment of future State funding.

The District shall ensure that it is in compliance with all applicable laws, regulations and certifications it made on the program forms.

Based on the Board's action on June 5, 2017, this project is subject to the Grant Agreement submittal pursuant to School Facility Program Regulation Section 1859.90.4.

The District is responsible for ensuring that the project is compliant with Prevailing Wage Monitoring and/or Labor Compliance Program requirements at the time construction contracts are executed and/or construction commenced.

SCHOOL DISTRICT DATA

Application No: 57/67330-00-009

County: Sacramento

School District: Folsom-Cordova Unified

School Name: Sundahl (Carl H.) Elementary

PROJECT DATA

Type of Project:	Elementary School	Application Filing Basis	Site Specific
Pupils Assigned (Under 50 Yrs)			
K-6:	414		
7-8:			
9-12:			
Non-Severe:	4		
Severe:			
Financial Hardship Requested:	No	Recommended Acres:	9.9
Alternative Education School:	No	Existing Acres:	8.2

ADJUSTED GRANT DATA

PROJECT FINANCING

Modernization Grant - Under 50 Yrs	\$2,003,210.00	<u>State Share</u>	
Fire Detection Alarm	64,892.00	This Project	\$2,128,198.00
Accessibility/Fire Code Req.	60,096.00		
Total State Share (60%)	2,128,198.00	<u>District Share</u>	
District Share (40%)	1,418,799.00	Cash Contribution	1,418,799.00
Total Project Cost	<u>\$3,546,997.00</u>	Financial Hardship	
		Total Project Cost	<u>\$3,546,997.00</u>

HISTORY OF PROJECT COST AND APPORTIONMENT

	Fund Code	Proposition	Previously Authorized	Authorized This Action	Unfunded Approval This Action
<u>State Share</u>					
Modernization/Additional Grant	951-570	51		\$2,128,198.00	\$2,128,198.00
<u>District Share</u>					
Cash Contribution				1,418,799.00	
Total				<u>\$3,546,997.00</u>	<u>\$2,128,198.00</u>

Funding Source(s): Proposition 51 Bonds/2016-Nov.

Pursuant to the Board's action on March 11, 2009, this application has been approved and placed on the Unfunded List (Lack of AB 55 Loans). This approval does not constitute a guarantee or commitment of future State funding.

The District shall ensure that it is in compliance with all applicable laws, regulations and certifications it made on the program forms.

Based on the Board's action on June 5, 2017, this project is subject to the Grant Agreement submittal pursuant to School Facility Program Regulation Section 1859.90.4.

The District is responsible for ensuring that the project is compliant with Prevailing Wage Monitoring and/or Labor Compliance Program requirements at the time construction contracts are executed and/or construction commenced.

SCHOOL DISTRICT DATA

Application No: 57/72298-00-002
 School District: Woodville Elementary

County: Tulare
 School Name: Woodville Elementary

PROJECT DATA

Type of Project: Elementary School Application Filing Basis: Site Specific
 Pupils Assigned K-6: 274
 7-8:
 9-12:
 Non-Severe:
 Severe:
 Financial Hardship Requested: Yes

GRANT DATA

<u>Estimated Total Grant</u>		<u>Design Grant</u>	
Modernization Grant	\$1,299,034.00	Total Design (25% of Grant)	\$324,759.00
Total State Share (60%)	1,299,034.00	Design State Share (60%)	194,855.00
District Share (40%)	866,023.00	Design District Share (40%)	129,904.00
Total Estimated Cost	<u>\$2,165,057.00</u>	District Cash Contribution	\$1,177.00
		Financial Hardship	\$128,727.00

DESIGN PROJECT FINANCING

<u>State Share</u>	
Modernization Design	\$194,855.00
<u>District Share</u>	
Cash Contribution	1,177.00
Financial Hardship	128,727.00
Total Design Cost	<u>\$324,759.00</u>

HISTORY OF PROJECT COST AND APPORTIONMENT

	Fund Code	Proposition	Previously Authorized	Authorized This Action	Unfunded Approval This Action
<u>State Share</u>					
Modernization Design Grant	951-570	51		\$194,855.00	\$194,855.00
<u>District Share</u>					
Cash Contribution				1,177.00	
Financial Hardship	951-570	51		128,727.00	128,727.00
Total				<u>\$324,759.00</u>	<u>\$323,582.00</u>

Funding Source(s): Proposition 51 Bonds/2016-Nov.

Pursuant to the Board's action on March 11, 2009, this application has been approved and placed on the Unfunded List (Lack of AB 55 Loans). This approval does not constitute a guarantee or commitment of future State funding.

The District shall ensure that it is in compliance with all applicable laws, regulations and certifications it made on the program forms.

Based on the Board's action on June 5, 2017, this project is subject to the Grant Agreement submittal pursuant to School Facility Program Regulation Section 1859.90.4.

The District is responsible for ensuring that the project is compliant with Prevailing Wage Monitoring and/or Labor Compliance Program requirements at the time construction contracts are executed and/or construction commenced.

Amounts shown for financial hardship assistance are subject to adjustment as a result of a review of the District's financial records pursuant to Regulation Section 1859.81(a) at the time of apportionment.

The District qualifies for financial hardship pursuant to SFP Regulation Section 1859.81(c)(4). The District has demonstrated it is financially unable to provide all or a part of the matching funds and is levying the developer fees or equal alternative revenue source justified by law. The District's total bonding capacity (as of October 24, 2019) is \$5 million or less.

SCHOOL DISTRICT DATA

Application No: 57/64667-00-008
School District: Lancaster Elementary

County: Los Angeles
School Name: Joshua Elementary

PROJECT DATA

Type of Project:	Elementary School	Application Filing Basis:	Site Specific
Pupils Assigned (Under 50 Yrs)			
K-6:	280		
7-8:			
9-12:			
Non-Severe:			
Severe:		Recommended Acres:	12.1
Financial Hardship Requested:	No	Existing Acres:	17.3
Alternative Education School:	No		

ADJUSTED GRANT DATA

PROJECT FINANCING

Modernization Grant - Under 50 Yrs.	\$1,327,480.00	<u>State Share</u>	
Fire Detection Alarm	43,120.00	This Project	\$1,410,424.00
Accessibility/Fire Code Req.	39,824.00	<u>District Share</u>	
Total State Share (60%)	1,410,424.00	Cash Contribution	940,283.00
District Share (40%)	940,283.00	Financial Hardship	
Total Project Cost	<u>\$2,350,707.00</u>	Total Project Cost	<u>\$2,350,707.00</u>

HISTORY OF PROJECT COST AND APPORTIONMENT

	Fund Code	Proposition	Previously Authorized	Authorized This Action	Unfunded Approval This Action
<u>State Share</u>					
Modernization/Additional Grant	951-570	51		\$1,410,424.00	\$1,410,424.00
<u>District Share</u>					
Cash Contribution				940,283.00	
Total				<u>\$2,350,707.00</u>	<u>\$1,410,424.00</u>

Funding Source(s): Proposition 51 Bonds/2016-Nov.

Pursuant to the Board's action on March 11, 2009, this application has been approved and placed on the Unfunded List (Lack of AB 55 Loans). This approval does not constitute a guarantee or commitment of future State funding.

The District shall ensure that it is in compliance with all applicable laws, regulations and certifications it made on the program forms.

Based on the Board's action on June 5, 2017, this project is subject to the Grant Agreement submittal pursuant to School Facility Program Regulation Section 1859.90.4.

The District is responsible for ensuring that the project is compliant with Prevailing Wage Monitoring and/or Labor Compliance Program requirements at the time construction contracts are executed and/or construction commenced.

SCHOOL DISTRICT DATA

Application No: 57/67470-00-001
School District: Hollister Elementary

County: San Benito
School Name: Cerra Vista

PROJECT DATA

Type of Project:	Elementary School	Application Filing Basis:	Site Specific
Pupils Assigned (Under 50 Yrs)			
K-6:	218		
7-8:			
9-12:			
Non-Severe:			
Severe:		Recommended Acres:	9.6
Financial Hardship Requested:	No	Existing Acres:	11.6
Alternative Education School:	No		

ADJUSTED GRANT DATA

PROJECT FINANCING

Modernization Grant - Under 50 Yrs.	\$1,033,538.00	<u>State Share</u>	
Fire Detection Alarm	33,572.00	This Project	\$1,098,116.00
Accessibility/Fire Code Req.	31,006.00	<u>District Share</u>	
Total State Share (60%)	1,098,116.00	Cash Contribution	732,077.00
District Share (40%)	732,077.00	Financial Hardship	
Total Project Cost	<u>\$1,830,193.00</u>	Total Project Cost	<u>\$1,830,193.00</u>

HISTORY OF PROJECT COST AND APPORTIONMENT

	Fund Code	Proposition	Previously Authorized	Authorized This Action	Unfunded Approval This Action
<u>State Share</u>					
Modernization/Additional Grant	951-570	51		\$1,098,116.00	\$1,098,116.00
<u>District Share</u>					
Cash Contribution				732,077.00	
Total				<u>\$1,830,193.00</u>	<u>\$1,098,116.00</u>

Funding Source(s): Proposition 51 Bonds/2016-Nov.

Pursuant to the Board's action on March 11, 2009, this application has been approved and placed on the Unfunded List (Lack of AB 55 Loans). This approval does not constitute a guarantee or commitment of future State funding.

The District shall ensure that it is in compliance with all applicable laws, regulations and certifications it made on the program forms.

Based on the Board's action on June 5, 2017, this project is subject to the Grant Agreement submittal pursuant to School Facility Program Regulation Section 1859.90.4.

The District is responsible for ensuring that the project is compliant with Prevailing Wage Monitoring and/or Labor Compliance Program requirements at the time construction contracts are executed and/or construction commenced.

SCHOOL DISTRICT DATA

Application No: 57/65060-00-036
School District: Torrance Unified

County: Los Angeles
School Name: North High

PROJECT DATA

Type of Project:	High School	Application Filing Basis:	Site Specific
Pupils Assigned (Under 50 Yrs)		Pupils Assigned (Over 50 Yrs) K-6:	
K-6:		7-8:	
7-8:		9-12:	132
9-12:		Non-Severe:	65
Non-Severe:		Severe:	
Severe:		Recommended Acres:	54.7
Financial Hardship Requested:	No	Existing Acres:	36.8
Alternative Education School:	No		

ADJUSTED GRANT DATA

PROJECT FINANCING

Modernization Grant - Over 50 Yrs	\$2,116,178.00	<u>State Share</u>	
Fire Detection Alarm	38,788.00	This Project	\$2,560,255.00
Prevailing Wage Monitoring	3,835.00	<u>District Share</u>	
Small Size Project	84,647.00	Cash Contribution	1,706,837.00
Accessibility/Fire Code Req.	63,485.00	Financial Hardship	
Two Stop Elevators	253,322.00	Total Project Cost	<u>\$4,267,092.00</u>
Total State Share (60%)	<u>2,560,255.00</u>		
District Share (40%)	<u>1,706,837.00</u>		
Total Project Cost	<u>\$4,267,092.00</u>		

HISTORY OF PROJECT COST AND APPORTIONMENT

	Fund Code	Proposition	Previously Authorized	Authorized This Action	Unfunded Approval This Action
<u>State Share</u>					
Modernization/Additional Grant	951-570	51		\$2,560,255.00	\$2,560,255.00
<u>District Share</u>					
Cash Contribution				1,706,837.00	
Total				<u>\$4,267,092.00</u>	<u>\$2,560,255.00</u>

Funding Source(s): Proposition 51 Bonds/2016-Nov.

Pursuant to the Board's action on March 11, 2009, this application has been approved and placed on the Unfunded List (Lack of AB 55 Loans). This approval does not constitute a guarantee or commitment of future State funding.

The District shall ensure that it is in compliance with all applicable laws, regulations and certifications it made on the program forms.

Based on the Board's action on June 5, 2017, this project is subject to the Grant Agreement submittal pursuant to School Facility Program Regulation Section 1859.90.4.

The District is responsible for ensuring that the project is compliant with Prevailing Wage Monitoring and/or Labor Compliance Program requirements at the time construction contracts are executed and/or construction commenced.

SCHOOL DISTRICT DATA

Application No: 50/75283-00-017
School District: Natomas Unified

County: Sacramento
School Name: Westlake Charter- Middle

PROJECT DATA

Type of Project: Elementary School
Pupils Assigned **K-6:** 950
 7-8: 270
 9-12:
Non-Severe:
Severe:
Application Filing Basis: District Wide
Number of Classrooms: 48
Master Acres: 22.4
Existing Acres:
Proposed Acres: 10
Recommended Acres: 16.5
Facility Hardship (a): No
Financial Hardship Requested: No
Alternative Education School: No
Addition to Existing Site: No

ADJUSTED GRANT DATA

New Construction Grant	\$15,384,080.00
Fire Detection Alarm	19,650.00
Sprinkler System	265,510.00
Site Acquisition	1,103,106.00
Service Site	1,391,435.00
Off-Site	366,940.00
Utilities	86,799.00
General Site	1,119,865.00
Total State Share (50%)	<u>19,737,385.00</u>
District Share (50%)	<u>19,737,385.00</u>
Total Project Cost	<u><u>\$39,474,770.00</u></u>

PROJECT FINANCING

<u>State Share</u>	
This Project	\$19,737,385.00
<u>District Share</u>	
Cash Contribution	19,737,385.00
Financial Hardship	
Total Project Cost	<u><u>\$39,474,770.00</u></u>

HISTORY OF PROJECT COST AND APPORTIONMENT

	Fund Code	Proposition	Previously Authorized	Authorized This Action	Unfunded Approval This Action
<u>State Share</u>					
New Construction/Additional Grant	951-500	51		\$19,737,385.00	\$19,737,385.00
<u>District Share</u>					
Cash Contribution				19,737,385.00	
Total				<u><u>\$39,474,770.00</u></u>	<u><u>\$19,737,385.00</u></u>

Funding Source(s): Proposition 51 Bonds/2016-Nov.

Pursuant to the Board's action on March 11, 2009, this application has been approved and placed on the Unfunded List (Lack of AB 55 Loans). This approval does not constitute a guarantee or commitment of future State funding.

The District shall ensure that it is in compliance with all applicable laws, regulations and certifications it made on the program forms.

Based on the Board's action on June 5, 2017, this project is subject to the Grant Agreement submittal pursuant to School Facility Program Regulation Section 1859.90.4.

The District is responsible for ensuring that the project is compliant with Prevailing Wage Monitoring and/or Labor Compliance Program requirements at the time construction contracts are executed and/or construction commenced.

SCHOOL DISTRICT DATA

Application No: 57/63891-00-011
School District: Corcoran Joint Unified

County: Kings
School Name: John Muir Middle

PROJECT DATA

Type of Project:	Middle School	Application Filing Basis	Site Specific
Pupils Assigned (Under 50 Yrs)		Pupils Assigned (Over 50 Yrs) K-6:	
K-6:		7-8:	
7-8:	351	9-12:	
9-12:		Non-Severe:	
Non-Severe:		Severe:	
Severe:		Recommended Acres:	11.9
Financial Hardship Requested:	No	Existing Acres:	17.4
Alternative Education School:	No		

ADJUSTED GRANT DATA

PROJECT FINANCING

Modernization Grant - Under 50 Yrs.	\$1,759,914.00	<u>State Share</u>	
Fire Detection Alarm	54,054.00	This Project	\$1,866,765.00
Accessibility/Fire Code Req.	52,797.00	<u>District Share</u>	
Total State Share (60%)	1,866,765.00	Cash Contribution	1,244,510.00
District Share (40%)	1,244,510.00	Financial Hardship	
Total Project Cost	<u>\$3,111,275.00</u>	Total Project Cost	<u>3,111,275.00</u>

HISTORY OF PROJECT COST AND APPORTIONMENT

	Fund Code	Proposition	Previously Authorized	Authorized This Action	Unfunded Approval This Action
<u>State Share</u>					
Modernization/Additional Grant	951-570	51		\$1,866,765.00	\$1,866,765.00
<u>District Share</u>					
Cash Contribution				1,244,510.00	
Total				<u>\$3,111,275.00</u>	<u>\$1,866,765.00</u>

Funding Source(s): Proposition 51 Bonds/2016-Nov.

Pursuant to the Board's action on March 11, 2009, this application has been approved and placed on the Unfunded List (Lack of AB 55 Loans). This approval does not constitute a guarantee or commitment of future State funding.

The District shall ensure that it is in compliance with all applicable laws, regulations and certifications it made on the program forms.

Based on the Board's action on June 5, 2017, this project is subject to the Grant Agreement submittal pursuant to School Facility Program Regulation Section 1859.90.4.

The District is responsible for ensuring that the project is compliant with Prevailing Wage Monitoring and/or Labor Compliance Program requirements at the time construction contracts are executed and/or construction commenced.

SAB Meeting: February 26, 2020

Modernization – Adjusted Grant Approval

SCHOOL DISTRICT DATA

Application No: 57/65771-00-013

County: Merced

School District: Merced City Elementary

School Name: Donn B. Chenoweth Elementary

PROJECT DATA

Type of Project:	Elementary School	Application Filing Basis:	Site Specific
Pupils Assigned (Under 50 Yrs)		Pupils Assigned (Over 50 Yrs)	
K-6:		K-6:	101
7-8:		7-8:	
9-12:		9-12:	
Non-Severe:		Non-Severe:	
Severe:		Severe:	
Financial Hardship Requested:	No	Recommended Acres:	14.4
Alternative Education School:	No	Existing Acres:	10

ADJUSTED GRANT DATA**PROJECT FINANCING**

Modernization Grant - Over 50 Yrs	\$665,186.00	State Share	
Small Size Project	26,607.00	This Project	\$711,749.00
Accessibility/Fire Code Req.	19,956.00	District Share	
Total State Share (60%)	<u>711,749.00</u>	Cash Contribution	474,499.00
District Share (40%)	<u>474,499.00</u>	Financial Hardship	
Total Project Cost	<u><u>\$1,186,248.00</u></u>	Total Project Cost	<u><u>\$1,186,248.00</u></u>

HISTORY OF PROJECT COST AND APPORTIONMENT

	Fund Code	Proposition	Previously Authorized	Authorized This Action	Unfunded Approval This Action
State Share					
Modernization/Additional Grant	951-570	51		\$711,749.00	\$711,749.00
District Share					
Cash Contribution				474,499.00	
Total				<u><u>\$1,186,248.00</u></u>	<u><u>\$711,749.00</u></u>

Funding Source(s): Proposition 51 Bonds/2016-Nov.

Pursuant to the Board's action on March 11, 2009, this application has been approved and placed on the Unfunded List (Lack of AB 55 Loans). This approval does not constitute a guarantee or commitment of future State funding.

The District shall ensure that it is in compliance with all applicable laws, regulations and certifications it made on the program forms.

Based on the Board's action on June 5, 2017, this project is subject to the Grant Agreement submittal pursuant to School Facility Program Regulation Section 1859.90.4.

The District is responsible for ensuring that the project is compliant with Prevailing Wage Monitoring and/or Labor Compliance Program requirements at the time construction contracts are executed and/or construction commenced.

SCHOOL DISTRICT DATA

Application No: 57/65771-00-014

County: Merced

School District: Merced City Elementary

School Name: Donn B. Chenoweth Elementary

PROJECT DATA

Type of Project:	Elementary School	Application Filing Basis:	Site Specific
Pupils Assigned (Under 50 Yrs)		Pupils Assigned (Over 50 Yrs)	
K-6:		K-6:	184
7-8:		7-8:	
9-12:		9-12:	
Non-Severe:	1	Non-Severe:	14
Severe:		Severe:	
Financial Hardship Requested:	No	Recommended Acres:	14.4
Alternative Education School:	No	Existing Acres:	10

ADJUSTED GRANT DATA

PROJECT FINANCING

Modernization Grant - Under 50 Yrs	\$10,109.00	<u>State Share</u>	
Modernization Grant - Over 50 Yrs	1,408,356.00	This Project	\$1,550,354.00
Fire Detection Alarm	32,596.00	<u>District Share</u>	
Small Size Project	56,739.00	Cash Contribution	1,033,569.00
Accessibility/Fire Code Req.	42,554.00	Financial Hardship	
Total State Share (60%)	<u>1,550,354.00</u>	Total Project Cost	<u><u>\$2,583,923.00</u></u>
District Share (40%)	<u>1,033,569.00</u>		
Total Project Cost	<u><u>\$2,583,923.00</u></u>		

HISTORY OF PROJECT COST AND APPORTIONMENT

	Fund Code	Proposition	Previously Authorized	Authorized This Action	Unfunded Approval This Action
<u>State Share</u>					
Modernization/Additional Grant	951-570	51		\$1,550,354.00	\$1,550,354.00
<u>District Share</u>					
Cash Contribution					
				1,033,569.00	
Total				<u><u>\$2,583,923.00</u></u>	<u><u>\$1,550,354.00</u></u>

Funding Source(s): Proposition 51 Bonds/2016-Nov.

Pursuant to the Board's action on March 11, 2009, this application has been approved and placed on the Unfunded List (Lack of AB 55 Loans). This approval does not constitute a guarantee or commitment of future State funding.

The District shall ensure that it is in compliance with all applicable laws, regulations and certifications it made on the program forms.

Based on the Board's action on June 5, 2017, this project is subject to the Grant Agreement submittal pursuant to School Facility Program Regulation Section 1859.90.4.

The District is responsible for ensuring that the project is compliant with Prevailing Wage Monitoring and/or Labor Compliance Program requirements at the time construction contracts are executed and/or construction commenced.

SCHOOL DISTRICT DATA

Application No: 57/70896-00-009

County: Sonoma

School District: Rincon Valley Union Elementary

School Name: Binkley Elementary

PROJECT DATA

Type of Project:	Elementary School	Application Filing Basis	Site Specific
Pupils Assigned (Under 50 Yrs)			
K-6:	240		
7-8:			
9-12:			
Non-Severe:	14		
Severe:			
Financial Hardship Requested:	No	Recommended Acres:	9.9
Alternative Education School:	No	Existing Acres:	9.6

ADJUSTED GRANT DATA

PROJECT FINANCING

Modernization Grant - Under 50 Yrs	\$1,279,366.00	<u>State Share</u>	
Fire Detection Alarm	40,936.00	This Project	\$1,358,683.00
Accessibility/Fire Code Req.	38,381.00		
Total State Share (60%)	1,358,683.00	<u>District Share</u>	
District Share (40%)	905,789.00	Cash Contribution	905,789.00
Total Project Cost	\$2,264,472.00	Financial Hardship	
		Total Project Cost	\$2,264,472.00

HISTORY OF PROJECT COST AND APPORTIONMENT

	Fund Code	Proposition	Previously Authorized	Authorized This Action	Unfunded Approval This Action
<u>State Share</u>					
Modernization/Additional Grant	951-570	51		\$1,358,683.00	\$1,358,683.00
<u>District Share</u>					
Cash Contribution				905,789.00	
Total				\$2,264,472.00	\$1,358,683.00

Funding Source(s): Proposition 51 Bonds/2016-Nov.

Pursuant to the Board's action on March 11, 2009, this application has been approved and placed on the Unfunded List (Lack of AB 55 Loans). This approval does not constitute a guarantee or commitment of future State funding.

The District shall ensure that it is in compliance with all applicable laws, regulations and certifications it made on the program forms.

Based on the Board's action on June 5, 2017, this project is subject to the Grant Agreement submittal pursuant to School Facility Program Regulation Section 1859.90.4.

The District is responsible for ensuring that the project is compliant with Prevailing Wage Monitoring and/or Labor Compliance Program requirements at the time construction contracts are executed and/or construction commenced.

SCHOOL DISTRICT DATA

Application No: 57/70896-00-010

County: Sonoma

School District: Rincon Valley Union Elementary

School Name: Madrone Elementary

PROJECT DATA

Type of Project:	Elementary School	Application Filing Basis:	Site Specific
Pupils Assigned (Under 50 Yrs)		Pupils Assigned (Over 50 Yrs) K-6:	52
K-6:		7-8:	
7-8:		9-12:	
9-12:		Non-Severe:	
Non-Severe:		Severe:	
Severe:		Recommended Acres:	8.6
Financial Hardship Requested:	No	Existing Acres:	8
Alternative Education School:	No		

ADJUSTED GRANT DATA

PROJECT FINANCING

Modernization Grant - Over 50 Yrs	\$342,472.00	State Share	
Fire Detection Alarm	8,008.00	This Project	\$401,851.00
Small Size Project	41,097.00	District Share	
Accessibility/Fire Code Req.	10,274.00	Cash Contribution	267,901.00
Total State Share (60%)	401,851.00	Financial Hardship	
District Share (40%)	267,901.00	Total Project Cost	\$669,752.00
Total Project Cost	\$669,752.00		

HISTORY OF PROJECT COST AND APPORTIONMENT

	Fund Code	Proposition	Previously Authorized	Authorized This Action	Unfunded Approval This Action
<u>State Share</u>					
Modernization/Additional Grant	951-570	51		\$401,851.00	\$401,851.00
<u>District Share</u>					
Cash Contribution				267,901.00	
Total				\$669,752.00	\$401,851.00

Funding Source(s): Proposition 51 Bonds/2016-Nov.

Pursuant to the Board's action on March 11, 2009, this application has been approved and placed on the Unfunded List (Lack of AB 55 Loans). This approval does not constitute a guarantee or commitment of future State funding.

The District shall ensure that it is in compliance with all applicable laws, regulations and certifications it made on the program forms.

Based on the Board's action on June 5, 2017, this project is subject to the Grant Agreement submittal pursuant to School Facility Program Regulation Section 1859.90.4.

The District is responsible for ensuring that the project is compliant with Prevailing Wage Monitoring and/or Labor Compliance Program requirements at the time construction contracts are executed and/or construction commenced.

SCHOOL DISTRICT DATA

Application No: 57/67686-00-024
School District: Colton Joint Unified

County: San Bernardino
School Name: Bloomington High

PROJECT DATA

Type of Project:	High School	Application Filing Basis	Site Specific
Pupils Assigned (Under 50 Yrs)		Pupils Assigned (Over 50 Yrs) K-6:	
K-6:		7-8:	
7-8:		9-12:	139
9-12:		Non-Severe:	48
Non-Severe:	12	Severe:	14
Severe:	3	Recommended Acres:	52.1
Financial Hardship Requested:	No	Existing Acres:	44
Alternative Education School:	No		

ADJUSTED GRANT DATA

PROJECT FINANCING

Modernization Grant - Under 50 Yrs.	\$166,638.00	<u>State Share</u>	
Modernization Grant - Over 50 Yrs.	2,235,267.00	This Project	\$2,473,962.00
Accessibility/Fire Code Req.	72,057.00	<u>District Share</u>	
Total State Share (60%)	2,473,962.00	Cash Contribution	1,649,308.00
District Share (40%)	1,649,308.00	Financial Hardship	
Total Project Cost	<u>\$4,123,270.00</u>	Total Project Cost	<u>\$4,123,270.00</u>

HISTORY OF PROJECT COST AND APPORTIONMENT

	Fund Code	Proposition	Previously Authorized	Authorized This Action	Unfunded Approval This Action
<u>State Share</u>					
Modernization/Additional Grant	951-570	51		\$2,473,962.00	\$2,473,962.00
<u>District Share</u>					
Cash Contribution				1,649,308.00	
Total				<u>\$4,123,270.00</u>	<u>\$2,473,962.00</u>

Funding Source(s): Proposition 51 Bonds/2016-Nov.

Pursuant to the Board's action on March 11, 2009, this application has been approved and placed on the Unfunded List (Lack of AB 55 Loans). This approval does not constitute a guarantee or commitment of future State funding.

The District shall ensure that it is in compliance with all applicable laws, regulations and certifications it made on the program forms.

Based on the Board's action on June 5, 2017, this project is subject to the Grant Agreement submittal pursuant to School Facility Program Regulation Section 1859.90.4.

The District is responsible for ensuring that the project is compliant with Prevailing Wage Monitoring and/or Labor Compliance Program requirements at the time construction contracts are executed and/or construction commenced.

SCHOOL DISTRICT DATA

Application No: 50/67207-00-010
School District: Perris Union High

County: Riverside
School Name: Liberty High

PROJECT DATA

Type of Project: High School
Pupils Assigned **K-6:**
 7-8:
 9-12: 2,349
Non-Severe:
 Severe: 18
Application Filing Basis: Districtwide
Number of Classrooms: 89
Master Acres: 60.80
Existing Acres:
Proposed Acres: 46.56
Recommended Acres: 54.70
Facility Hardship (a): No
Financial Hardship Requested: No
Alternative Education School: No
Addition to Existing Site: No
Core Facilities: Multi-Purpose/Kitchen,
 Gymnasium, School
 Administration, Toilet

ADJUSTED GRANT DATA

New Construction Grant	\$39,989,610.00
Fire Detection Alarm	80,982.00
Sprinkler System	617,904.00
Site Acquisition	2,616,881.00
Service Site	10,726,065.78
Off-Site	1,414,438.49
Utilities	590,372.79
General Site	2,479,320.00
SDC Therapy Toilet 358 Sq. Ft.	131,028.00
SDC Therapy Other 654 Sq. Ft.	133,416.00
Total State Share (50%)	58,780,018.06
District Share (50%)	58,780,018.06
Total Project Cost	<u>\$117,560,036.12</u>

PROJECT FINANCING

<u>State Share</u>	
This Project	\$58,780,018.06
<u>District Share</u>	
Cash Contribution	58,780,018.06
Financial Hardship	
Total Project Cost	<u>\$117,560,036.12</u>

HISTORY OF PROJECT COST AND APPORTIONMENT

	Fund Code	Proposition	Previously Authorized	Authorized This Action	Unfunded Approval This Action
<u>State Share</u>					
New Construction/Additional Grant	951-500	51		\$58,780,018.06	\$58,780,018.06
<u>District Share</u>					
Cash Contribution				58,780,018.06	
Total				<u>\$117,560,036.12</u>	<u>\$58,780,018.06</u>

Funding Source(s): Proposition 51 Bonds/2016-Nov.

Pursuant to the Board's action on March 11, 2009, this application has been approved and placed on the Unfunded List (Lack of AB 55 Loans). This approval does not constitute a guarantee or commitment of future State funding.

The District shall ensure that it is in compliance with all applicable laws, regulations and certifications it made on the program forms.

Based on the Board's action on June 5, 2017, this project is subject to the Grant Agreement submittal pursuant to School Facility Program Regulation Section 1859.90.4.

The District is responsible for ensuring that the project is compliant with Prevailing Wage Monitoring and/or Labor Compliance Program requirements at the time construction contracts are executed and/or construction commenced.

SCHOOL DISTRICT DATA

Application No: 50/69781-00-001
 School District: Pacific Elementary

County: Santa Cruz
 School Name: Pacific Elementary

PROJECT DATA

Type of Project:	Elementary School	Application Filing Basis:	District Wide
Pupils Assigned	K-6: 50	Number of Classrooms:	
	7-8:	Existing Acres:	
	9-12:	Proposed Acres:	
Non-Severe:		Facility Hardship (a):	No
Severe:		Addition to Existing Site:	Yes
Financial Hardship Requested:	Yes		

GRANT DATA

<u>Estimated Total Grant</u>		<u>Design Grant</u>	
New Construction Grant	\$622,550.00	Total Design (40% of Grant)	\$249,020.00
		Total Design	\$249,020.00
Total State Share (50%)	622,550.00	Total State Share (50%)	124,510.00
District Share (50%)	622,550.00	District Share (50%)	124,510.00
Total Estimated Cost	<u>\$1,245,100.00</u>	District Cash Contribution	\$47,673.00
		Financial Hardship	\$76,837.00

DESIGN PROJECT FINANCING

<u>State Share</u>	
New Construction Design Grant	\$124,510.00
<u>District Share</u>	
Cash Contribution	47,673.00
Financial Hardship	76,837.00
Total Design Cost	<u>\$249,020.00</u>

HISTORY OF PROJECT COST AND APPORTIONMENT

	Fund Code	Proposition	Previously Authorized	Authorized This Action	Unfunded Approval This Action
<u>State Share</u>					
New Construction Design Grant	951-500	51		\$124,510.00	\$124,510.00
<u>District Share</u>					
Cash Contribution				47,673.00	
Financial Hardship	951-500	51		76,837.00	76,837.00
Total				<u>\$249,020.00</u>	<u>\$201,347.00</u>

Funding Source(s): Proposition 51 Bonds/2016-Nov.

Pursuant to the Board's action on March 11, 2009, this application has been approved and placed on the Unfunded List (Lack of AB 55 Loans). This approval does not constitute a guarantee or commitment of future State funding.

The District shall ensure that it is in compliance with all applicable laws, regulations and certifications it made on the program forms.

Based on the Board's action on June 5, 2017, this project is subject to the Grant Agreement submittal pursuant to School Facility Program Regulation Section 1859.90.4.

The District is responsible for ensuring that the project is compliant with Prevailing Wage Monitoring and/or Labor Compliance Program requirements at the time construction contracts are executed and/or construction commenced.

Amounts shown for financial hardship assistance are subject to adjustment as a result of a review of the District's financial records pursuant to Regulation Section 1859.81(a) at the time of apportionment.

The District qualifies for financial hardship pursuant to SFP Regulation Section 1859.81(c)(4). The District has demonstrated it is financially unable to provide all or a part of the matching funds and is levying the developer fees or equal alternative revenue source justified by law. The District's total bonding capacity (as of January 2, 2020) is \$5 million or less.

SCHOOL DISTRICT DATA

Application No: 50/69781-00-002
 School District: Pacific Elementary

County: Santa Cruz
 School Name: Pacific Elementary

PROJECT DATA

Type of Project:	Elementary School	Application Filing Basis:	District Wide
Pupils Assigned	K-6: 26	Number of Classrooms:	2
	7-8:	Existing Acres:	1.62
	9-12:	Proposed Acres:	
Non-Severe:		Facility Hardship (a):	No
Severe:		Addition to Existing Site:	Yes
Financial Hardship Requested:	Yes		

GRANT DATA

<u>Estimated Total Grant</u>		<u>Design Grant</u>	
New Construction Grant	\$323,726.00	Total Design (40% of Grant)	\$129,490.00
		Total Design	\$129,490.00
Total State Share (50%)	323,726.00	Total State Share (50%)	64,745.00
District Share (50%)	323,726.00	District Share (50%)	64,745.00
Total Estimated Cost	<u>\$647,452.00</u>	District Cash Contribution	
		Financial Hardship	\$64,745.00

DESIGN PROJECT FINANCING

<u>State Share</u>	
New Construction Design Grant	\$64,745.00
<u>District Share</u>	
Cash Contribution	
Financial Hardship	64,745.00
Total Design Cost	<u>\$129,490.00</u>

HISTORY OF PROJECT COST AND APPORTIONMENT

	Fund Code	Proposition	Previously Authorized	Authorized This Action	Unfunded Approval This Action
<u>State Share</u>					
New Construction Design Grant	951-500	51		\$64,745.00	\$64,745.00
<u>District Share</u>					
Cash Contribution					
Financial Hardship	951-500	51		64,745.00	64,745.00
Total				<u>\$129,490.00</u>	<u>\$129,490.00</u>

Funding Source(s): Proposition 51 Bonds/2016-Nov.

Pursuant to the Board's action on March 11, 2009, this application has been approved and placed on the Unfunded List (Lack of AB 55 Loans). This approval does not constitute a guarantee or commitment of future State funding.

The District shall ensure that it is in compliance with all applicable laws, regulations and certifications it made on the program forms.

Based on the Board's action on June 5, 2017, this project is subject to the Grant Agreement submittal pursuant to School Facility Program Regulation Section 1859.90.4.

The District is responsible for ensuring that the project is compliant with Prevailing Wage Monitoring and/or Labor Compliance Program requirements at the time construction contracts are executed and/or construction commenced.

Amounts shown for financial hardship assistance are subject to adjustment as a result of a review of the District's financial records pursuant to Regulation Section 1859.81(a) at the time of apportionment.

The District qualifies for financial hardship pursuant to SFP Regulation Section 1859.81(c)(4). The District has demonstrated it is financially unable to provide all or a part of the matching funds and is levying the developer fees or equal alternative revenue source justified by law. The District's total bonding capacity (as of January 2, 2020) is \$5 million or less.

SCHOOL DISTRICT DATA

Application No: 57/69781-00-001
 School District: Pacific Elementary

County: Santa Cruz
 School Name: Pacific Elementary

PROJECT DATA

Type of Project: Elementary School Application Filing Basis: Site Specific
 Pupils Assigned K-6: 100
 7-8:
 9-12:
 Non-Severe:
 Severe:
 Financial Hardship Requested: Yes

GRANT DATA

<u>Estimated Total Grant</u>		<u>Design Grant</u>	
Modernization Grant	\$474,100.00	Total Design (25% of Grant)	\$118,525.00
Total State Share (60%)	474,100.00	Design State Share (60%)	71,115.00
District Share (40%)	316,067.00	Design District Share (40%)	47,410.00
Total Estimated Cost	<u>\$790,167.00</u>	District Cash Contribution	
		Financial Hardship	\$47,410.00

DESIGN PROJECT FINANCING

<u>State Share</u>	
Modernization Design Grant	\$71,115.00
<u>District Share</u>	
Cash Contribution	
Financial Hardship	47,410.00
Total Design Cost	<u>\$118,525.00</u>

HISTORY OF PROJECT COST AND APPORTIONMENT

	Fund Code	Proposition	Previously Authorized	Authorized This Action	Unfunded Approval This Action
<u>State Share</u>					
Modernization Design Grant	951-570	51		\$71,115.00	\$71,115.00
<u>District Share</u>					
Cash Contribution					
Financial Hardship	951-570	51		47,410.00	47,410.00
Total				<u>\$118,525.00</u>	<u>\$118,525.00</u>

Funding Source(s): Proposition 51 Bonds/2016-Nov.

Pursuant to the Board's action on March 11, 2009, this application has been approved and placed on the Unfunded List (Lack of AB 55 Loans). This approval does not constitute a guarantee or commitment of future State funding.

The District shall ensure that it is in compliance with all applicable laws, regulations and certifications it made on the program forms.

Based on the Board's action on June 5, 2017, this project is subject to the Grant Agreement submittal pursuant to School Facility Program Regulation Section 1859.90.4.

The District is responsible for ensuring that the project is compliant with Prevailing Wage Monitoring and/or Labor Compliance Program requirements at the time construction contracts are executed and/or construction commenced.

Amounts shown for financial hardship assistance are subject to adjustment as a result of a review of the District's financial records pursuant to Regulation Section 1859.81(a) at the time of apportionment.

The District qualifies for financial hardship pursuant to SFP Regulation Section 1859.81(c)(4). The District has demonstrated it is financially unable to provide all or a part of the matching funds and is levying the developer fees or equal alternative revenue source justified by law. The District's total bonding capacity (as of January 2, 2020) is \$5 million or less.

SCHOOL DISTRICT DATA

Application No: 57/65102-00-004
School District: Westside Union Elementary

County: Los Angeles
School Name: Cottonwood Elementary

PROJECT DATA

Type of Project:	Elementary School	Application Filing Basis:	Site Specific
Pupils Assigned (Under 50 Yrs)			
K-6:	495		
7-8:			
9-12:			
Non-Severe:			
Severe:		Recommended Acres:	9.2
Financial Hardship Requested:	No	Existing Acres:	10.03
Alternative Education School:	No		

ADJUSTED GRANT DATA

PROJECT FINANCING

Modernization Grant - Under 50 Yrs.	\$2,346,795.00	<u>State Share</u>	
Fire Detection Alarm	76,230.00	This Project	\$2,493,429.00
Accessibility/Fire Code Req.	70,404.00	<u>District Share</u>	
Total State Share (60%)	2,493,429.00	Cash Contribution	1,662,286.00
District Share (40%)	1,662,286.00	Financial Hardship	
Total Project Cost	<u>\$4,155,715.00</u>	Total Project Cost	<u>\$4,155,715.00</u>

HISTORY OF PROJECT COST AND APPORTIONMENT

	Fund Code	Proposition	Previously Authorized	Authorized This Action	Unfunded Approval This Action
<u>State Share</u>					
Modernization/Additional Grant	951-570	51		\$2,493,429.00	\$2,493,429.00
<u>District Share</u>					
Cash Contribution				1,662,286.00	
Total				<u>\$4,155,715.00</u>	<u>\$2,493,429.00</u>

Funding Source(s): Proposition 51 Bonds/2016-Nov.

Pursuant to the Board's action on March 11, 2009, this application has been approved and placed on the Unfunded List (Lack of AB 55 Loans). This approval does not constitute a guarantee or commitment of future State funding.

The District shall ensure that it is in compliance with all applicable laws, regulations and certifications it made on the program forms.

Based on the Board's action on June 5, 2017, this project is subject to the Grant Agreement submittal pursuant to School Facility Program Regulation Section 1859.90.4.

The District is responsible for ensuring that the project is compliant with Prevailing Wage Monitoring and/or Labor Compliance Program requirements at the time construction contracts are executed and/or construction commenced.

SCHOOL DISTRICT DATA

Application No: 57/75507-00-002
School District: Gridley Unified

County: Butte
School Name: Sycamore Middle

PROJECT DATA

Type of Project:	Middle School	Application Filing Basis:	Site Specific
Pupils Assigned (Under 50 Yrs) K-6:			
7-8:	139		
9-12:			
Non-Severe:			
Severe:			
Financial Hardship Requested:	No	Recommended Acres:	10.7
Alternative Education School:	No	Existing Acres:	5.9

ADJUSTED GRANT DATA

PROJECT FINANCING

Modernization Grant - Under 50 Yrs	\$696,946.00	<u>State Share</u>	
Project Assistance	4,061.00	This Project	\$891,653.00
Fire Detection Alarm	21,406.00	<u>District Share</u>	
Small Size Project	27,878.00	Cash Contribution	594,435.00
Urban/Security/Impacted Site	120,454.00	Financial Hardship	
Accessibility/Fire Code Req.	20,908.00	Total Project Cost	<u><u>\$1,486,088.00</u></u>
Total State Share (60%)	<u>891,653.00</u>		
District Share (40%)	<u>594,435.00</u>		
Total Project Cost	<u><u>\$1,486,088.00</u></u>		

HISTORY OF PROJECT COST AND APPORTIONMENT

	Fund Code	Proposition	Previously Authorized	Authorized This Action	Unfunded Approval This Action
<u>State Share</u>					
Modernization/Additional Grant	951-570	51		\$891,653.00	\$891,653.00
<u>District Share</u>					
Cash Contribution				594,435.00	
Total				<u><u>\$1,486,088.00</u></u>	<u><u>\$891,653.00</u></u>

Funding Source(s): Proposition 51 Bonds/2016-Nov.

Pursuant to the Board's action on March 11, 2009, this application has been approved and placed on the Unfunded List (Lack of AB 55 Loans). This approval does not constitute a guarantee or commitment of future State funding.

The District shall ensure that it is in compliance with all applicable laws, regulations and certifications it made on the program forms.

Based on the Board's action on June 5, 2017, this project is subject to the Grant Agreement submittal pursuant to School Facility Program Regulation Section 1859.90.4.

The District is responsible for ensuring that the project is compliant with Prevailing Wage Monitoring and/or Labor Compliance Program requirements at the time construction contracts are executed and/or construction commenced.

SCHOOL DISTRICT DATA

Application No: 57/75507-00-003
School District: Gridley Unified

County: Butte
School Name: Wilson Elementary

PROJECT DATA

Type of Project:	Elementary School	Application Filing Basis:	Site Specific
Pupils Assigned (Under 50 Yrs) K-6:		Pupils Assigned (Over 50 Yrs) K-6:	168
7-8:		7-8:	
9-12:		9-12:	
Non-Severe:		Non-Severe:	
Severe:		Severe:	
Financial Hardship Requested:	No	Recommended Acres:	9.1
Alternative Education School:	No	Existing Acres:	4.68

ADJUSTED GRANT DATA

PROJECT FINANCING

Modernization Grant - Over 50 Yrs	\$1,106,448.00	<u>State Share</u>	
Project Assistance	4,061.00	This Project	\$1,419,282.00
Fire Detection Alarm	25,872.00	<u>District Share</u>	
Small Size Project	44,258.00	Cash Contribution	946,188.00
Urban/Security/Impacted Site	205,450.00	Financial Hardship	
Accessibility/Fire Code Req.	33,193.00	Total Project Cost	<u><u>\$2,365,470.00</u></u>
Total State Share (60%)	<u>1,419,282.00</u>		
District Share (40%)	<u>946,188.00</u>		
Total Project Cost	<u><u>\$2,365,470.00</u></u>		

HISTORY OF PROJECT COST AND APPORTIONMENT

	Fund Code	Proposition	Previously Authorized	Authorized This Action	Unfunded Approval This Action
<u>State Share</u>					
Modernization/Additional Grant	951-570	51		\$1,419,282.00	\$1,419,282.00
<u>District Share</u>					
Cash Contribution				946,188.00	
Total				<u><u>\$2,365,470.00</u></u>	<u><u>\$1,419,282.00</u></u>

Funding Source(s): Proposition 51 Bonds/2016-Nov.

Pursuant to the Board's action on March 11, 2009, this application has been approved and placed on the Unfunded List (Lack of AB 55 Loans). This approval does not constitute a guarantee or commitment of future State funding.

The District shall ensure that it is in compliance with all applicable laws, regulations and certifications it made on the program forms.

Based on the Board's action on June 5, 2017, this project is subject to the Grant Agreement submittal pursuant to School Facility Program Regulation Section 1859.90.4.

The District is responsible for ensuring that the project is compliant with Prevailing Wage Monitoring and/or Labor Compliance Program requirements at the time construction contracts are executed and/or construction commenced.

SCHOOL DISTRICT DATA

Application No: 57/75507-00-004
 School District: Gridley Unified

County: Butte
 School Name: Wilson Elementary

PROJECT DATA

Type of Project:	Elementary School	Application Filing Basis:	Site Specific
Pupils Assigned (Under 50 Yrs) K-6:	17	Pupils Assigned (Over 50 Yrs) K-6:	84
7-8:		7-8:	
9-12:		9-12:	
Non-Severe:	6	Non-Severe:	5
Severe:		Severe:	
Financial Hardship Requested:	No	Recommended Acres:	9.1
Alternative Education School:	No	Existing Acres:	4.68

ADJUSTED GRANT DATA

PROJECT FINANCING

Modernization Grant - Under 50 Yrs	\$141,251.00	State Share	
Modernization Grant - Over 50 Yrs	623,414.00	This Project	\$984,391.00
Project Assistance	4,061.00	District Share	
Fire Detection Alarm	18,678.00	Cash Contribution	656,261.00
Prevailing Wage Monitoring	1,474.00	Financial Hardship	
Small Size Project	30,587.00	Total Project Cost	<u><u>\$1,640,652.00</u></u>
Urban/Security/Impacted Site	141,986.00		
Accessibility/Fire Code Req.	22,940.00		
Total State Share (60%)	<u>984,391.00</u>		
District Share (40%)	<u>656,261.00</u>		
Total Project Cost	<u><u>\$1,640,652.00</u></u>		

HISTORY OF PROJECT COST AND APPORTIONMENT

	Fund Code	Proposition	Previously Authorized	Authorized This Action	Unfunded Approval This Action
<u>State Share</u>					
Modernization/Additional Grant	951-570	51		\$984,391.00	\$984,391.00
<u>District Share</u>					
Cash Contribution					
				656,261.00	
Total				<u><u>\$1,640,652.00</u></u>	<u><u>\$984,391.00</u></u>

Funding Source(s): Proposition 51 Bonds/2016-Nov.

Pursuant to the Board's action on March 11, 2009, this application has been approved and placed on the Unfunded List (Lack of AB 55 Loans). This approval does not constitute a guarantee or commitment of future State funding.

The District shall ensure that it is in compliance with all applicable laws, regulations and certifications it made on the program forms.

Based on the Board's action on June 5, 2017, this project is subject to the Grant Agreement submittal pursuant to School Facility Program Regulation Section 1859.90.4.

The District is responsible for ensuring that the project is compliant with Prevailing Wage Monitoring and/or Labor Compliance Program requirements at the time construction contracts are executed and/or construction commenced.

SCHOOL DISTRICT DATA

Application No: 57/75507-00-005
 School District: Gridley Unified

County: Butte
 School Name: McKinley Elementary

PROJECT DATA

Type of Project:	Elementary School	Application Filing Basis:	Site Specific
Pupils Assigned (Under 50 Yrs)		Pupils Assigned (Over 50 Yrs)	
K-6:	7	K-6:	201
7-8:		7-8:	
9-12:		9-12:	
Non-Severe:		Non-Severe:	
Severe:		Severe:	
Financial Hardship Requested:	No	Recommended Acres:	4.3
Alternative Education School:	No	Existing Acres:	1.83

ADJUSTED GRANT DATA

PROJECT FINANCING

Modernization Grant - Under 50 Yrs	\$33,187.00	<u>State Share</u>	
Modernization Grant - Over 50 Yrs	1,323,786.00	This Project	\$1,431,859.00
Fire Detection Alarm	32,032.00	<u>District Share</u>	
Prevailing Wage Monitoring	2,145.00	Cash Contribution	954,573.00
Accessibility/Fire Code Req.	40,709.00	Financial Hardship	
Total State Share (60%)	<u>1,431,859.00</u>	Total Project Cost	<u><u>\$2,386,432.00</u></u>
District Share (40%)	954,573.00		
Total Project Cost	<u><u>\$2,386,432.00</u></u>		

HISTORY OF PROJECT COST AND APPORTIONMENT

	Fund Code	Proposition	Previously Authorized	Authorized This Action	Unfunded Approval This Action
<u>State Share</u>					
Modernization/Additional Grant	951-570	51		\$1,431,859.00	\$1,431,859.00
<u>District Share</u>					
Cash Contribution				954,573.00	
Total				<u><u>\$2,386,432.00</u></u>	<u><u>\$1,431,859.00</u></u>

Funding Source(s): Proposition 51 Bonds/2016-Nov.

Pursuant to the Board's action on March 11, 2009, this application has been approved and placed on the Unfunded List (Lack of AB 55 Loans). This approval does not constitute a guarantee or commitment of future State funding.

The District shall ensure that it is in compliance with all applicable laws, regulations and certifications it made on the program forms.

Based on the Board's action on June 5, 2017, this project is subject to the Grant Agreement submittal pursuant to School Facility Program Regulation Section 1859.90.4.

The District is responsible for ensuring that the project is compliant with Prevailing Wage Monitoring and/or Labor Compliance Program requirements at the time construction contracts are executed and/or construction commenced.

SCHOOL DISTRICT DATA

Application No: 57/61960-00-001

County: El Dorado

School District: Pollock Pines Elementary

School Name: Pinewood Elementary

PROJECT DATA

Type of Project:	Elementary School	Application Filing Basis:	Site Specific
Pupils Assigned (Under 50 Yrs)			
K-6:	200		
7-8:			
9-12:			
Non-Severe:	13		
Severe:			
Financial Hardship Requested:	No	Recommended Acres:	7.2
Alternative Education School:	No	Existing Acres:	9.13

ADJUSTED GRANT DATA

PROJECT FINANCING

Modernization Grant – Under 50 Yrs.	\$1,079,617.00	<u>State Share</u>	
Project Assistance	4,061.00	This Project	\$1,257,283.00
Fire Detection Alarm	34,492.00		
Geographic Index Factor - 5%	59,677.00	<u>District Share</u>	
Accessibility/Fire Code Req.	79,436.00	Cash Contribution	838,189.00
Total State Share (60%)	1,257,283.00	Financial Hardship	
District Share (40%)	838,189.00	Total Project Cost	<u>\$2,095,472.00</u>
Total Project Cost	<u>\$2,095,472.00</u>		

HISTORY OF PROJECT COST AND APPORTIONMENT

	Fund Code	Proposition	Previously Authorized	Authorized This Action	Unfunded Approval This Action
<u>State Share</u>					
Modernization/Additional Grant	951-570	51		\$1,257,283.00	\$1,257,283.00
<u>District Share</u>					
Cash Contribution				838,189.00	
Total				<u>\$2,095,472.00</u>	<u>\$1,257,283.00</u>

Funding Source(s): Proposition 51 Bonds/2016-Nov.

Pursuant to the Board's action on March 11, 2009, this application has been approved and placed on the Unfunded List (Lack of AB 55 Loans). This approval does not constitute a guarantee or commitment of future State funding.

The District shall ensure that it is in compliance with all applicable laws, regulations and certifications it made on the program forms.

Based on the Board's action on June 5, 2017, this project is subject to the Grant Agreement submittal pursuant to School Facility Program Regulation Section 1859.90.4.

The District is responsible for ensuring that the project is compliant with Prevailing Wage Monitoring and/or Labor Compliance Program requirements at the time construction contracts are executed and/or construction commenced.

SCHOOL DISTRICT DATA

Application No: 57/61960-00-002
School District: Pollock Pines Elementary

County: El Dorado
School Name: Sierra Ridge Middle

PROJECT DATA

Type of Project:	Middle School	Application Filing Basis	Site Specific
Pupils Assigned (Under 50 Yrs)			
K-6:	149		
7-8:	154		
9-12:			
Non-Severe:	13		
Severe:			
Financial Hardship Requested:	No	Recommended Acres:	8.6
Alternative Education School:	No	Existing Acres:	9.4

ADJUSTED GRANT DATA

PROJECT FINANCING

Modernization Grant - Under 50 Yrs	\$1,609,982.00	State Share	
Project Assistance	4,061.00	This Project	\$2,006,370.00
Fire Detection Alarm	50,354.00		
Geographic Index Factor 5%	95,348.00	District Share	
Accessibility/Fire Code Req.	246,625.00	Cash Contribution	1,337,580.00
Total State Share (60%)	<u>2,006,370.00</u>	Financial Hardship	
District Share (40%)	<u>1,337,580.00</u>	Total Project Cost	<u>\$3,343,950.00</u>
Total Project Cost	<u>\$3,343,950.00</u>		

HISTORY OF PROJECT COST AND APPORTIONMENT

	Fund Code	Proposition	Previously Authorized	Authorized This Action	Unfunded Approval This Action
State Share					
Modernization/Additional Grant	951-570	51		\$2,006,370.00	\$2,006,370.00
District Share					
Cash Contribution				1,337,580.00	
Total				<u>\$3,343,950.00</u>	<u>\$2,006,370.00</u>

Funding Source(s): Proposition 51 Bonds/2016-Nov.

Pursuant to the Board's action on March 11, 2009, this application has been approved and placed on the Unfunded List (Lack of AB 55 Loans). This approval does not constitute a guarantee or commitment of future State funding.

The District shall ensure that it is in compliance with all applicable laws, regulations and certifications it made on the program forms.

Based on the Board's action on June 5, 2017, this project is subject to the Grant Agreement submittal pursuant to School Facility Program Regulation Section 1859.90.4.

The District is responsible for ensuring that the project is compliant with Prevailing Wage Monitoring and/or Labor Compliance Program requirements at the time construction contracts are executed and/or construction commenced.

Education Code Section 17072.30 requires a valid approval from the Division of the State Architect (DSA) prior to Apportionment approval by the SAB. The final plan approval from DSA will expire on October 12, 2020. If the District will receive an Apportionment after October 12, 2020, an updated DSA letter must be submitted to OPSC before the Apportionment can be approved by the SAB.

SCHOOL DISTRICT DATA

Application No: 57/68700-00-004
School District: Atascadero Unified

County: San Luis Obispo
School Name: Santa Rosa Road Elementary

PROJECT DATA

Type of Project:	Elementary School	Application Filing Basis:	Site Specific
Pupils Assigned (Under 50 Yrs)		Pupils Assigned (Under 50 Yrs)	
K-6:	144	K-6:	431
7-8:		7-8:	
9-12:		9-12:	
Non-Severe:	5	Non-Severe:	18
Severe:		Severe:	
Financial Hardship Requested:	No	Recommended Acres:	7
Alternative Education School:	No	Existing Acres:	12.2

ADJUSTED GRANT DATA

PROJECT FINANCING

Modernization Grant – Under 50 Yrs.	\$733,249.00	<u>State Share</u>	
Modernization Grant – Over 50 Yrs.	3,091,250.00	This Project	\$4,040,367.00
Fire Detection Alarm	95,082.00	<u>District Share</u>	
Prevailing Wage Monitoring	6,051.00	Cash Contribution	2,693,578.00
Accessibility/Fire Code Req.	114,735.00	Financial Hardship	
Total State Share (60%)	4,040,367.00	Total Project Cost	<u><u>\$6,733,945.00</u></u>
District Share (40%)	2,693,578.00		
Total Project Cost	<u><u>\$6,733,945.00</u></u>		

HISTORY OF PROJECT COST AND APPORTIONMENT

	Fund Code	Proposition	Previously Authorized	Authorized This Action	Unfunded Approval This Action
<u>State Share</u>					
Modernization/Additional Grant	951-570	51		\$4,040,367.00	\$4,040,367.00
<u>District Share</u>					
Cash Contribution					
				2,693,578.00	
Total					
				<u><u>\$6,733,945.00</u></u>	<u><u>\$4,040,367.00</u></u>

Funding Source(s): Proposition 51 Bonds/2016-Nov.

Pursuant to the Board's action on March 11, 2009, this application has been approved and placed on the Unfunded List (Lack of AB 55 Loans). This approval does not constitute a guarantee or commitment of future State funding.

The District shall ensure that it is in compliance with all applicable laws, regulations and certifications it made on the program forms.

Based on the Board's action on June 5, 2017, this project is subject to the Grant Agreement submittal pursuant to School Facility Program Regulation Section 1859.90.4.

The District is responsible for ensuring that the project is compliant with Prevailing Wage Monitoring and/or Labor Compliance Program requirements at the time construction contracts are executed and/or construction commenced.

SCHOOL DISTRICT DATA

Application No: 50/63313-00-003
School District: Arvin Union Elementary

County: Kern
School Name: Sierra Vista Elementary

PROJECT DATA

Type of Project: Elementary School
Pupils Assigned **K-6:** 54
 7-8:
 9-12:
Non-Severe:
Severe:
Application Filing Basis: District Wide
Number of Classrooms: 12
Master Acres: 18.6
Existing Acres: 15.2
Proposed Acres:
Recommended Acres: 18
Facility Hardship (a): No
Financial Hardship Requested: No
Alternative Education School: No
Addition to Existing Site: Yes

ADJUSTED GRANT DATA

New Construction Grant \$672,354.00
Fire Detection Alarm 810.00
Service Site 140,411.00
Off-Site 4,382.00
Utilities 145,771.00
Total State Share (50%) 963,728.00
District Share (50%) 963,728.00
Total Project Cost \$1,927,456.00

PROJECT FINANCING

State Share
This Project \$963,728.00

District Share
Cash Contribution 963,728.00
Financial Hardship
Total Project Cost \$1,927,456.00

HISTORY OF PROJECT COST AND APPORTIONMENT

	Fund Code	Proposition	Previously Authorized	Authorized This Action	Unfunded Approval This Action
<u>State Share</u>					
New Construction/Additional Grant	951-500	51		\$963,728.00	\$963,728.00
<u>District Share</u>					
Cash Contribution				963,728.00	
Total				<u><u>\$1,927,456.00</u></u>	<u><u>\$963,728.00</u></u>

Funding Source(s): Proposition 51 Bonds/2016-Nov.

Pursuant to the Board's action on March 11, 2009, this application has been approved and placed on the Unfunded List (Lack of AB 55 Loans). This approval does not constitute a guarantee or commitment of future State funding.

The District shall ensure that it is in compliance with all applicable laws, regulations and certifications it made on the program forms.

Based on the Board's action on June 5, 2017, this project is subject to the Grant Agreement submittal pursuant to School Facility Program Regulation Section 1859.90.4.

The District is responsible for ensuring that the project is compliant with Prevailing Wage Monitoring and/or Labor Compliance Program requirements at the time construction contracts are executed and/or construction commenced.

SCHOOL DISTRICT DATA

Application No: 50/72256-00-030
School District: Visalia Unified

County: Tulare
School Name: Riverway Elementary

PROJECT DATA

Type of Project: Elementary School
Pupils Assigned **K-6:** 675
 7-8:
 9-12:
Non-Severe:
Severe:
Application Filing Basis: District Wide
Number of Classrooms: 28
Master Acres: 14.1
Existing Acres:
Proposed Acres: 12.5
Recommended Acres: 10.2
Facility Hardship (a): No
 Financial Hardship Requested: No
 Alternative Education School: No
Addition to Existing Site: No

ADJUSTED GRANT DATA

New Construction Grant	\$8,404,425.00
Fire Detection Alarm	10,125.00
Sprinkler System	141,075.00
Site Acquisition	545,000.00
Service Site	1,777,755.00
Off-Site	540,134.00
Utilities	74,037.00
General Site	766,663.00
Total State Share (50%)	<u>12,259,214.00</u>
District Share (50%)	<u>12,259,214.00</u>
Total Project Cost	<u>\$24,518,428.00</u>

PROJECT FINANCING

State Share	
This Project	\$12,259,214.00
District Share	
Cash Contribution	12,259,214.00
Financial Hardship	
Total Project Cost	<u>\$24,518,428.00</u>

HISTORY OF PROJECT COST AND APPORTIONMENT

	Fund Code	Proposition	Previously Authorized	Authorized This Action	Unfunded Approval This Action
<u>State Share</u>					
New Construction/Additional Grant	951-500	51		\$12,259,214.00	\$12,259,214.00
New Construction/Additional Grant					
<u>District Share</u>					
Cash Contribution				12,259,214.00	
Total				<u>\$24,518,428.00</u>	<u>\$12,259,214.00</u>

Funding Source: Proposition 51 Bonds/2016-Nov.

Pursuant to the Board's action on March 11, 2009, this application has been approved and placed on the Unfunded List (Lack of AB 55 Loans). This approval does not constitute a guarantee or commitment of future State funding.

The District shall ensure that it is in compliance with all applicable laws, regulations and certifications it made on the program forms.

Based on the Board's action on June 5, 2017, this project is subject to the Grant Agreement submittal pursuant to School Facility Program Regulation Section 1859.90.4.

The District is responsible for ensuring that the project is compliant with Prevailing Wage Monitoring and/or Labor Compliance Program requirements at the time construction contracts are executed and/or construction commenced.

SCHOOL DISTRICT DATA

Application No: 57/63313-00-001
School District: Arvin Union Elementary

County: Kern
School Name: Haven Drive Middle

PROJECT DATA

Type of Project:	Middle School	Application Filing Basis:	Site Specific
Pupils Assigned (Under 50 Yrs)			
K-6:			
7-8:	313		
9-12:			
Non-Severe:	9		
Severe:			
Financial Hardship Requested:	No	Recommended Acres:	10.7
Alternative Education School:	No	Existing Acres:	9.47

ADJUSTED GRANT DATA

PROJECT FINANCING

Modernization Grant – Under 50 Yrs.	\$1,660,363.00	<u>State Share</u>	
Fire Detection Alarm	50,758.00	This Project	\$1,760,932.00
Accessibility/Fire Code Req.	49,811.00		
Total State Share (60%)	1,760,932.00	<u>District Share</u>	
District Share (40%)	1,173,955.00	Cash Contribution	1,173,955.00
Total Project Cost	<u><u>\$2,934,887.00</u></u>	Financial Hardship	
		Total Project Cost	<u><u>\$2,934,887.00</u></u>

HISTORY OF PROJECT COST AND APPORTIONMENT

	Fund Code	Proposition	Previously Authorized	Authorized This Action	Unfunded Approval This Action
<u>State Share</u>					
Modernization/Additional Grant	951-570	51		\$1,760,932.00	\$1,760,932.00
<u>District Share</u>					
Cash Contribution				1,173,955.00	
Total				<u><u>\$2,934,887.00</u></u>	<u><u>\$1,760,932.00</u></u>

Funding Source(s): Proposition 51 Bonds/2016-Nov.

Pursuant to the Board's action on March 11, 2009, this application has been approved and placed on the Unfunded List (Lack of AB 55 Loans). This approval does not constitute a guarantee or commitment of future State funding.

The District shall ensure that it is in compliance with all applicable laws, regulations and certifications it made on the program forms.

Based on the Board's action on June 5, 2017, this project is subject to the Grant Agreement submittal pursuant to School Facility Program Regulation Section 1859.90.4.

The District is responsible for ensuring that the project is compliant with Prevailing Wage Monitoring and/or Labor Compliance Program requirements at the time construction contracts are executed and/or construction commenced.

SCHOOL DISTRICT DATA

Application No: 57/72041-00-001

County: Tulare

School District: Pixley Union Elementary

School Name: Pixley Elementary

PROJECT DATA

Type of Project:	Elementary School	Application Filing Basis	Site Specific
Pupils Assigned (Under 50 Yrs)			
K-6:	792		
7-8:			
9-12:			
Non-Severe:			
Severe:			
Financial Hardship Requested:	Yes	Recommended Acres:	12.4
Alternative Education School:	No	Existing Acres:	19.48

ADJUSTED GRANT DATA

PROJECT FINANCING

Modernization Grant - Under 50 Yrs	\$3,754,872.00	State Share	
Project Assistance	4,061.00	This Project	\$3,993,547.00
Fire Detection Alarm	121,968.00		
Accessibility/Fire Code Req.	112,646.00	District Share	
Total State Share (60%)	3,993,547.00	Cash Contribution	1,563,580.29
District Share (40%)	2,662,365.00	Financial Hardship	1,098,784.71
Total Project Cost	\$6,655,912.00	Total Project Cost	\$6,655,912.00

HISTORY OF PROJECT COST AND APPORTIONMENT

	Fund Code	Proposition	Previously Authorized	Authorized This Action	Unfunded Approval This Action
<u>State Share</u>					
Modernization/Additional Grant	951-570	51		\$3,993,547.00	\$3,993,547.00
<u>District Share</u>					
Cash Contribution				1,563,580.29	
Financial Hardship	951-570	51		1,098,784.71	1,098,784.71
Total				\$6,655,912.00	\$5,092,331.71

Funding Source(s): Proposition 51 Bonds/2016-Nov.

Pursuant to the Board's action on March 11, 2009, this application has been approved and placed on the Unfunded List (Lack of AB 55 Loans). This approval does not constitute a guarantee or commitment of future State funding.

The District shall ensure that it is in compliance with all applicable laws, regulations and certifications it made on the program forms.

Based on the Board's action on June 5, 2017, this project is subject to the Grant Agreement submittal pursuant to School Facility Program Regulation Section 1859.90.4.

The District is responsible for ensuring that the project is compliant with Prevailing Wage Monitoring and/or Labor Compliance Program requirements at the time construction contracts are executed and/or construction commenced.

Amounts shown for financial hardship assistance are subject to adjustment as a result of a review of the District's financial records pursuant to Regulation Section 1859.81(a) at the time of apportionment.

The District qualifies for financial hardship pursuant to SFP Regulation Section 1859.81(c)(1). The District has demonstrated it is financially unable to provide all or a part of the matching funds and is levying the developer fees or equal alternative revenue source justified by law. The District's outstanding bonded indebtedness (as of January 2, 2020) is at least 60 percent of its total bonding capacity.

SCHOOL DISTRICT DATA

Application No: 57/68700-00-005
School District: Atascadero Unified

County: San Luis Obispo
School Name: San Gabriel Elementary

PROJECT DATA

Type of Project:	Elementary School	Application Filing Basis:	Site Specific
Pupils Assigned (Under 50 Yrs)			
K-6:	545		
7-8:			
9-12:			
Non-Severe:			
Severe:	24	Recommended Acres:	10.2
Financial Hardship Requested:	No	Existing Acres:	13.03
Alternative Education School:	No		

ADJUSTED GRANT DATA

PROJECT FINANCING

Modernization Grant – Under 50 Yrs.	\$2,946,485.00	<u>State Share</u>	
Fire Detection Alarm	94,106.00	This Project	\$3,128,986.00
Accessibility/Fire Code Req.	88,395.00		
Total State Share (60%)	3,128,986.00	<u>District Share</u>	
District Share (40%)	2,085,991.00	Cash Contribution	2,085,991.00
Total Project Cost	<u><u>\$5,214,977.00</u></u>	Financial Hardship	
		Total Project Cost	<u><u>\$5,214,977.00</u></u>

HISTORY OF PROJECT COST AND APPORTIONMENT

	Fund Code	Proposition	Previously Authorized	Authorized This Action	Unfunded Approval This Action
<u>State Share</u>					
Modernization/Additional Grant	951-570	51		\$3,128,986.00	\$3,128,986.00
<u>District Share</u>					
Cash Contribution				2,085,991.00	
Total				<u><u>\$5,214,977.00</u></u>	<u><u>\$3,128,986.00</u></u>

Funding Source(s): Proposition 51 Bonds/2016-Nov.

Pursuant to the Board's action on March 11, 2009, this application has been approved and placed on the Unfunded List (Lack of AB 55 Loans). This approval does not constitute a guarantee or commitment of future State funding.

The District shall ensure that it is in compliance with all applicable laws, regulations and certifications it made on the program forms.

Based on the Board's action on June 5, 2017, this project is subject to the Grant Agreement submittal pursuant to School Facility Program Regulation Section 1859.90.4.

The District is responsible for ensuring that the project is compliant with Prevailing Wage Monitoring and/or Labor Compliance Program requirements at the time construction contracts are executed and/or construction commenced.

SCHOOL DISTRICT DATA

Application No: 50/75283-00-018
School District: Natomas Unified

County: Sacramento
School Name: Heron Elementary

PROJECT DATA

Type of Project: Middle School
Pupils Assigned
 K-6:
 7-8: 243
 9-12:
 Non-Severe:
 Severe:
Application Filing Basis: District Wide
Number of Classrooms: 9
Master Acres: 17.4
Existing Acres: 9.61
Proposed Acres:
Recommended Acres: 21.5
Facility Hardship (a): No
Financial Hardship Requested: No
Alternative Education School: No
Addition to Existing Site: Yes

ADJUSTED GRANT DATA

New Construction Grant	\$3,200,067.00
Fire Detection Alarm	4,860.00
Sprinkler System	60,264.00
Service Site	202,549.00
Off-Site	8,618.00
Utilities	58,485.00
Total State Share (50%)	3,534,843.00
District Share (50%)	3,534,843.00
Total Project Cost	\$7,069,686.00

PROJECT FINANCING

<u>State Share</u>	
This Project	\$3,534,843.00
<u>District Share</u>	
Cash Contribution	\$3,534,843.00
Financial Hardship	
Total Project Cost	\$7,069,686.00

HISTORY OF PROJECT COST AND APPORTIONMENT

	Fund Code	Proposition	Previously Authorized	Authorized This Action	Unfunded Approval This Action
<u>State Share</u>					
New Construction/Additional Grant	951-500	51		\$3,534,843.00	\$3,534,843.00
<u>District Share</u>					
Cash Contribution				3,534,843.00	
Total				\$7,069,686.00	\$3,534,843.00

Funding Source(s): Proposition 51 Bonds/2016-Nov.

Pursuant to the Board's action on March 11, 2009, this application has been approved and placed on the Unfunded List (Lack of AB 55 Loans). This approval does not constitute a guarantee or commitment of future State funding.

The District shall ensure that it is in compliance with all applicable laws, regulations and certifications it made on the program forms.

Based on the Board's action on June 5, 2017, this project is subject to the Grant Agreement submittal pursuant to School Facility Program Regulation Section 1859.90.4.

The District is responsible for ensuring that the project is compliant with Prevailing Wage Monitoring and/or Labor Compliance Program requirements at the time construction contracts are executed and/or construction commenced.

SCHOOL DISTRICT DATA

Application No: 50/75283-00-019
School District: Natomas Unified

County: Sacramento
School Name: Discovery High (Cont.)

PROJECT DATA

ADJUSTED GRANT DATA

Type of Project: High School
Pupils Assigned
 K-6:
 7-8:
 9-12: 27
Non-Severe:
 Severe:
Application Filing Basis: District Wide
Number of Classrooms: 1
Master Acres: 5.6
Existing Acres: 5.17
Proposed Acres:
Recommended Acres: 4.7
Facility Hardship (a): No
 Financial Hardship Requested: No
 Alternative Education School: No
Addition to Existing Site: Yes

New Construction Grant	\$452,412.00
Fire Detection Alarm	918.00
Service Site	35,297.00
Utilities	28,225.00
Small Size Project	54,289.00
Total State Share (50%)	571,141.00
District Share (50%)	571,141.00
Total Project Cost	\$1,142,282.00

PROJECT FINANCING

<u>State Share</u>	
This Project	\$571,141.00
<u>District Share</u>	
Cash Contribution	571,141.00
Financial Hardship	
Total Project Cost	\$1,142,282.00

HISTORY OF PROJECT COST AND APPORTIONMENT

	Fund Code	Proposition	Previously Authorized	Authorized This Action	Unfunded Approval This Action
<u>State Share</u>					
New Construction/Additional Grant	951-500	51		\$571,141.00	\$571,141.00
<u>District Share</u>					
Cash Contribution				\$571,141.00	
Total				\$1,142,282.00	\$571,141.00

Funding Source(s): Proposition 51 Bonds/2016-Nov.

Pursuant to the Board's action on March 11, 2009, this application has been approved and placed on the Unfunded List (Lack of AB 55 Loans). This approval does not constitute a guarantee or commitment of future State funding.

The District shall ensure that it is in compliance with all applicable laws, regulations and certifications it made on the program forms.

Based on the Board's action on June 5, 2017, this project is subject to the Grant Agreement submittal pursuant to School Facility Program Regulation Section 1859.90.4.

The District is responsible for ensuring that the project is compliant with Prevailing Wage Monitoring and/or Labor Compliance Program requirements at the time construction contracts are executed and/or construction commenced.

SCHOOL DISTRICT DATA

Application No: 57/67090-00-010
School District: Jurupa Unified

County: Riverside
School Name: Ina Arbuckle Elementary

PROJECT DATA

Type of Project:	Elementary School	Application Filing Basis:	Site Specific
Pupils Assigned (Under 50 Yrs)			
K-6:	550		
7-8:			
9-12:			
Non-Severe:	10	Recommended Acres:	10.2
Severe:		Existing Acres:	10.13
Financial Hardship Requested:	No		
Alternative Education School:	No		

ADJUSTED GRANT DATA

PROJECT FINANCING

Modernization Grant - Under 50 Yrs.	\$2,708,640.00	<u>State Share</u>	
Fire Detection Alarm	87,540.00	This Project	\$2,877,439.00
Accessibility/Fire Code Req.	81,259.00	<u>District Share</u>	
Total State Share (60%)	2,877,439.00	Cash Contribution	1,918,293.00
District Share (40%)	1,918,293.00	Financial Hardship	
Total Project Cost	<u>\$4,795,732.00</u>	Total Project Cost	<u>\$4,795,732.00</u>

HISTORY OF PROJECT COST AND APPORTIONMENT

	Fund Code	Proposition	Previously Authorized	Authorized This Action	Unfunded Approval This Action
<u>State Share</u>					
Modernization/Additional Grant	951-570	51		\$2,877,439.00	\$2,877,439.00
<u>District Share</u>					
Cash Contribution				1,918,293.00	
Total				<u>\$4,795,732.00</u>	<u>\$2,877,439.00</u>

Funding Source(s): Proposition 51 Bonds/2016-Nov.

Pursuant to the Board's action on March 11, 2009, this application has been approved and placed on the Unfunded List (Lack of AB 55 Loans). This approval does not constitute a guarantee or commitment of future State funding.

The District shall ensure that it is in compliance with all applicable laws, regulations and certifications it made on the program forms.

Based on the Board's action on June 5, 2017, this project is subject to the Grant Agreement submittal pursuant to School Facility Program Regulation Section 1859.90.4.

The District is responsible for ensuring that the project is compliant with Prevailing Wage Monitoring and/or Labor Compliance Program requirements at the time construction contracts are executed and/or construction commenced.

SCHOOL DISTRICT DATA

Application No: 50/64907-03-002
School District: Pomona Unified
High School Attendance Area: Garey

County: Los Angeles
School Name: Philadelphia Elementary

PROJECT DATA

Type of Project: Elementary School
Pupils Assigned
 K-6:
 7-8:
 9-12: 126
Non-Severe:
Severe:
Application Filing Basis: High School Attendance Area
Number of Classrooms: 7
Master Acres: 14.4
Existing Acres: 8.59
Proposed Acres:
Recommended Acres: 12.8
Facility Hardship (a): No
 Financial Hardship Requested: No
 Alternative Education School: No
Addition to Existing Site: Yes

ADJUSTED GRANT DATA

New Construction Grant	\$2,111,256.00
Fire Detection Alarm	4,284.00
Service Site	92,456.00
Small Size Project	84,450.00
Total State Share (50%)	2,292,446.00
District Share (50%)	2,292,446.00
Total Project Cost	\$4,584,892.00

PROJECT FINANCING

State Share	
This Project	\$2,292,446.00
District Share	
Cash Contribution	2,292,446.00
Financial Hardship	
Total Project Cost	\$4,584,892.00

HISTORY OF PROJECT COST AND APPORTIONMENT

	Fund Code	Proposition	Previously Authorized	Authorized This Action	Unfunded Approval This Action
<u>State Share</u>					
New Construction/Additional Grant	951-500	51		\$2,292,446.00	\$2,292,446.00
<u>District Share</u>					
Cash Contribution				2,292,446.00	
Total				\$4,584,892.00	\$2,292,446.00

Funding Source(s): Proposition 51 Bonds/2016-Nov.

Pursuant to the Board's action on March 11, 2009, this application has been approved and placed on the Unfunded List (Lack of AB 55 Loans). This approval does not constitute a guarantee or commitment of future State funding.

The District shall ensure that it is in compliance with all applicable laws, regulations and certifications it made on the program forms.

Based on the Board's action on June 5, 2017, this project is subject to the Grant Agreement submittal pursuant to School Facility Program Regulation Section 1859.90.4.

The District is responsible for ensuring that the project is compliant with Prevailing Wage Monitoring and/or Labor Compliance Program requirements at the time construction contracts are executed and/or construction commenced.

SCHOOL DISTRICT DATA

Application No: 50/63891-00-002
School District: Corcoran Joint Unified

County: Kings
School Name: Mark Twain Elementary

PROJECT DATA

Type of Project: Elementary School
Pupils Assigned
 K-6: 100
 7-8:
 9-12:
 Non-Severe:
 Severe:
Application Filing Basis: District Wide
Number of Classrooms: 4
Master Acres: 11.8
Existing Acres: 12.04
Proposed Acres:
Facility Hardship (a): No
Financial Hardship Requested: No
Alternative Education School: No
Addition to Existing Site: Yes

ADJUSTED GRANT DATA

New Construction Grant	\$1,245,100.00
Fire Detection Alarm	1,500.00
Service Site	68,559.00
Utilities	12,135.00
Small Size Project	149,412.00
Total State Share (50%)	1,476,706.00
District Share (50%)	1,476,706.00
Total Project Cost	\$2,953,412.00

PROJECT FINANCING

<u>State Share</u>	
This Project	\$1,476,706.00
<u>District Share</u>	
Cash Contribution	1,476,706.00
Financial Hardship	
Total Project Cost	\$2,953,412.00

HISTORY OF PROJECT COST AND APPORTIONMENT

	Fund Code	Proposition	Previously Authorized	Authorized This Action	Unfunded Approval This Action
<u>State Share</u>					
New Construction/Additional Grant	951-500	51		\$ 1,476,706.00	\$ 1,476,706.00
<u>District Share</u>					
Cash Contribution				\$ 1,476,706.00	
Total				\$ 2,953,412.00	\$ 1,476,706.00

Funding Source(s): Proposition 51 Bonds/2016-Nov.

Pursuant to the Board's action on March 11, 2009, this application has been approved and placed on the Unfunded List (Lack of AB 55 Loans). This approval does not constitute a guarantee or commitment of future State funding.

The District shall ensure that it is in compliance with all applicable laws, regulations and certifications it made on the program forms.

Based on the Board's action on June 5, 2017, this project is subject to the Grant Agreement submittal pursuant to School Facility Program Regulation Section 1859.90.4.

The District is responsible for ensuring that the project is compliant with Prevailing Wage Monitoring and/or Labor Compliance Program requirements at the time construction contracts are executed and/or construction commenced.

SCHOOL DISTRICT DATA

Application No: 57/63891-00-012
School District: Corcoran Joint Unified

County: Kings
School Name: Mark Twain Elementary

PROJECT DATA

Type of Project:	Elementary School	Application Filing Basis	Site Specific
Pupils Assigned (Under 50 Yrs)		Pupils Assigned (Over 50 Yrs) K-6:	294
K-6:		7-8:	
7-8:		9-12:	
9-12:		Non-Severe:	
Non-Severe:		Severe:	
Severe:		Recommended Acres:	10.2
Financial Hardship Requested:	No	Existing Acres:	12.04
Alternative Education School:	No		

ADJUSTED GRANT DATA

PROJECT FINANCING

Modernization Grant - Under 50 Yrs.	\$1,936,284.00	<u>State Share</u>	
Fire Detection Alarm	45,276.00	This Project	\$2,039,649.00
Accessibility/Fire Code Req.	58,089.00	<u>District Share</u>	
Total State Share (60%)	2,039,649.00	Cash Contribution	1,359,766.00
District Share (40%)	1,359,766.00	Financial Hardship	
Total Project Cost	<u><u>\$3,399,415.00</u></u>	Total Project Cost	<u><u>\$3,399,415.00</u></u>

HISTORY OF PROJECT COST AND APPORTIONMENT

	Fund Code	Proposition	Previously Authorized	Authorized This Action	Unfunded Approval This Action
<u>State Share</u>					
Modernization/Additional Grant	951-570	51		\$2,039,649.00	\$2,039,649.00
<u>District Share</u>					
Cash Contribution					
				1,359,766.00	
Total				<u><u>\$3,399,415.00</u></u>	<u><u>\$2,039,649.00</u></u>

Funding Source(s): Proposition 51 Bonds/2016-Nov.

Pursuant to the Board's action on March 11, 2009, this application has been approved and placed on the Unfunded List (Lack of AB 55 Loans). This approval does not constitute a guarantee or commitment of future State funding.

The District shall ensure that it is in compliance with all applicable laws, regulations and certifications it made on the program forms.

Based on the Board's action on June 5, 2017, this project is subject to the Grant Agreement submittal pursuant to School Facility Program Regulation Section 1859.90.4.

The District is responsible for ensuring that the project is compliant with Prevailing Wage Monitoring and/or Labor Compliance Program requirements at the time construction contracts are executed and/or construction commenced.

SCHOOL DISTRICT DATA

Application No: 57/68130-00-026
School District: Grossmont Union High

County: San Diego
School Name: El Capitan High

PROJECT DATA

Type of Project:	High School	Application Filing Basis:	Site Specific
Pupils Assigned (Under 50 Yrs)		Pupils Assigned (Over 50 Yrs)	
K-6:		K-6:	
7-8:		7-8:	
9-12:		9-12:	
Non-Severe:		Non-Severe:	
Severe:		Severe:	27
Financial Hardship Requested:	No	Recommended Acres:	41.2
Alternative Education School:	No	Existing Acres:	48

ADJUSTED GRANT DATA

PROJECT FINANCING

Modernization Grant - Over 50 Yrs	\$566,811.00	<u>State Share</u>	
Small Size Project	68,017.00	This Project	\$651,832.00
Accessibility/Fire Code Req.	17,004.00		
Total State Share (60%)	651,832.00	<u>District Share</u>	
District Share (40%)	434,555.00	Cash Contribution	434,555.00
Total Project Cost	<u>\$1,086,387.00</u>	Financial Hardship	
		Total Project Cost	<u>\$1,086,387.00</u>

HISTORY OF PROJECT COST AND APPORTIONMENT

	Fund Code	Proposition	Previously Authorized	Authorized This Action	Unfunded Approval This Action
<u>State Share</u>					
Modernization/Additional Grant	951-570	51		\$651,832.00	\$651,832.00
<u>District Share</u>					
Cash Contribution				434,555.00	
Total				<u>\$1,086,387.00</u>	<u>\$651,832.00</u>

Funding Source(s): Proposition 51 Bonds/2016-Nov.

Pursuant to the Board's action on March 11, 2009, this application has been approved and placed on the Unfunded List (Lack of AB 55 Loans). This approval does not constitute a guarantee or commitment of future State funding.

The District shall ensure that it is in compliance with all applicable laws, regulations and certifications it made on the program forms.

Based on the Board's action on June 5, 2017, this project is subject to the Grant Agreement submittal pursuant to School Facility Program Regulation Section 1859.90.4.

The District is responsible for ensuring that the project is compliant with Prevailing Wage Monitoring and/or Labor Compliance Program requirements at the time construction contracts are executed and/or construction commenced.

SCHOOL DISTRICT DATA

Application No: 50/68676-04-002
School District: Stockton Unified
High School Attendance Area: Stagg

County: San Joaquin
School Name: El Dorado Elementary

PROJECT DATA

Type of Project: Elementary School
Pupils Assigned
 K-6: 34
 7-8:
 9-12:
Non-Severe:
 Severe:
Application Filing Basis: High School Attendance Area
Number of Classrooms: 3
Master Acres: 21.1
Existing Acres: 8.17
Proposed Acres:
Recommended Acres: 12.7
Facility Hardship (a): No
 Financial Hardship Requested: No
 Alternative Education School: No
Addition to Existing Site: Yes

ADJUSTED GRANT DATA

New Construction Grant	\$423,334.00
Total State Share (50%)	423,334.00
District Share (50%)	423,334.00
Total Project Cost	\$846,668.00

PROJECT FINANCING

<u>State Share</u>	
This Project	\$423,334.00
<u>District Share</u>	
Cash Contribution	423,334.00
Financial Hardship	
Total Project Cost	\$846,668.00

HISTORY OF PROJECT COST AND APPORTIONMENT

	Fund Code	Proposition	Previously Authorized	Authorized This Action	Unfunded Approval This Action
<u>State Share</u>					
New Construction/Additional Grant	951-500	51		\$423,334.00	\$423,334.00
<u>District Share</u>					
Cash Contribution				423,334.00	
Total				\$846,668.00	\$423,334.00

Funding Source(s): Proposition 51 Bonds/2016-Nov.

Pursuant to the Board's action on March 11, 2009, this application has been approved and placed on the Unfunded List (Lack of AB 55 Loans). This approval does not constitute a guarantee or commitment of future State funding.

The District shall ensure that it is in compliance with all applicable laws, regulations and certifications it made on the program forms.

Based on the Board's action on June 5, 2017, this project is subject to the Grant Agreement submittal pursuant to School Facility Program Regulation Section 1859.90.4.

The District is responsible for ensuring that the project is compliant with Prevailing Wage Monitoring and/or Labor Compliance Program requirements at the time construction contracts are executed and/or construction commenced.

SCHOOL DISTRICT DATA

Application No: 57/66944-00-013
School District: Tahoe-Truckee Unified

County: Placer
School Name: Glenshire Elementary

PROJECT DATA

Type of Project:	Elementary School	Application Filing Basis:	Site Specific
Pupils Assigned (Under 50 Yrs)			
K-6:	200		
7-8:			
9-12:			
Non-Severe:			
Severe:		Recommended Acres:	10.5
Financial Hardship Requested:	No	Existing Acres:	9.3
Alternative Education School:	No		

ADJUSTED GRANT DATA

PROJECT FINANCING

Modernization Grant - Under 50 Yrs	\$948,200.00	<u>State Share</u>	
Fire Detection Alarm	30,800.00	This Project	\$1,202,180.00
Geographic Index Factor 15%	156,806.00	<u>District Share</u>	
Small Size Project	37,928.00	Cash Contribution	801,453.00
Accessibility/Fire Code Req.	28,446.00	Financial Hardship	
Total State Share (60%)	1,202,180.00	Total Project Cost	<u>\$2,003,633.00</u>
District Share (40%)	801,453.00		
Total Project Cost	<u>\$2,003,633.00</u>		

HISTORY OF PROJECT COST AND APPORTIONMENT

	Fund Code	Proposition	Previously Authorized	Authorized This Action	Unfunded Approval This Action
<u>State Share</u>					
Modernization/Additional Grant	951-570	51		\$1,202,180.00	\$1,202,180.00
<u>District Share</u>					
Cash Contribution				801,453.00	
Total				<u>\$2,003,633.00</u>	<u>\$1,202,180.00</u>

Funding Source(s): Proposition 51 Bonds/2016-Nov.

Pursuant to the Board's action on March 11, 2009, this application has been approved and placed on the Unfunded List (Lack of AB 55 Loans). This approval does not constitute a guarantee or commitment of future State funding.

The District shall ensure that it is in compliance with all applicable laws, regulations and certifications it made on the program forms.

Based on the Board's action on June 5, 2017, this project is subject to the Grant Agreement submittal pursuant to School Facility Program Regulation Section 1859.90.4.

The District is responsible for ensuring that the project is compliant with Prevailing Wage Monitoring and/or Labor Compliance Program requirements at the time construction contracts are executed and/or construction commenced.

SCHOOL DISTRICT DATA

Application No: 57/64279-00-019
School District: Azusa Unified

County: Los Angeles
School Name: Center Middle

PROJECT DATA

Type of Project:	Middle School	Application Filing Basis:	Site Specific
Pupils Assigned (Under 50 Yrs)		Pupils Assigned (Under 50 Yrs)	
K-6:		K-6:	
7-8:	390	7-8:	60
9-12:		9-12:	
Non-Severe:		Non-Severe:	
Severe:		Severe:	
Financial Hardship Requested:	No	Recommended Acres:	10.7
Alternative Education School:	No	Existing Acres:	14.5

ADJUSTED GRANT DATA

PROJECT FINANCING

Modernization Grant – Under 50 Yrs.	\$1,955,460.00	<u>State Share</u>	
Modernization Grant – Over 50 Yrs.	417,960.00	This Project	\$2,528,215.00
Site Development	83,592.00	<u>District Share</u>	
Accessibility/Fire Code Req.	71,203.00	Cash Contribution	1,685,477.00
Total State Share (60%)	2,528,215.00	Financial Hardship	
District Share (40%)	1,685,477.00	Total Project Cost	<u>\$4,213,692.00</u>
Total Project Cost	<u>\$4,213,692.00</u>		

HISTORY OF PROJECT COST AND APPORTIONMENT

	Fund Code	Proposition	Previously Authorized	Authorized This Action	Unfunded Approval This Action
<u>State Share</u>					
Modernization/Additional Grant	951-570	51		\$2,528,215.00	\$2,528,215.00
<u>District Share</u>					
Cash Contribution				1,685,477.00	
Total				<u>\$4,213,692.00</u>	<u>\$2,528,215.00</u>

Funding Source(s): Proposition 51 Bonds/2016-Nov.

Pursuant to the Board's action on March 11, 2009, this application has been approved and placed on the Unfunded List (Lack of AB 55 Loans). This approval does not constitute a guarantee or commitment of future State funding.

The District shall ensure that it is in compliance with all applicable laws, regulations and certifications it made on the program forms.

Based on the Board's action on June 5, 2017, this project is subject to the Grant Agreement submittal pursuant to School Facility Program Regulation Section 1859.90.4.

The District is responsible for ensuring that the project is compliant with Prevailing Wage Monitoring and/or Labor Compliance Program requirements at the time construction contracts are executed and/or construction commenced.

SCHOOL DISTRICT DATA

Application No: 57/61119-00-023
School District: Alameda City Unified

County: Alameda
School Name: Alameda High

PROJECT DATA

Type of Project:	High School	Application Filing Basis:	Site Specific
Pupils Assigned (Under 50 Yrs) K-6:		Pupils Assigned (Over 50 Yrs) K-6:	
7-8:		7-8:	
9-12:		9-12:	149
Non-Severe:		Non-Severe:	2
Severe:		Severe:	1
Financial Hardship Requested:	No	Recommended Acres:	47.1
Alternative Education School:	No	Existing Acres:	14.82

ADJUSTED GRANT DATA

PROJECT FINANCING

Modernization Grant - Over 50 Yrs	\$1,407,800.00	State Share	
Fire Detection Alarm	23,938.00	This Project	\$1,889,023.00
Small Size Project	56,312.00	District Share	
Urban/Security/Impacted Site	358,739.00	Cash Contribution	1,259,349.00
Accessibility/Fire Code Req.	42,234.00	Financial Hardship	
Total State Share (60%)	1,889,023.00	Total Project Cost	\$3,148,372.00
District Share (40%)	1,259,349.00		
Total Project Cost	\$3,148,372.00		

HISTORY OF PROJECT COST AND APPORTIONMENT

	Fund Code	Proposition	Previously Authorized	Authorized This Action	Unfunded Approval This Action
<u>State Share</u>					
Modernization/Additional Grant	951-570	51		\$1,889,023.00	\$1,889,023.00
<u>District Share</u>					
Cash Contribution				1,259,349.00	
Total				\$3,148,372.00	\$1,889,023.00

Funding Source(s): Proposition 51 Bonds/2016-Nov.

Pursuant to the Board's action on March 11, 2009, this application has been approved and placed on the Unfunded List (Lack of AB 55 Loans). This approval does not constitute a guarantee or commitment of future State funding.

The District shall ensure that it is in compliance with all applicable laws, regulations and certifications it made on the program forms.

Based on the Board's action on June 5, 2017, this project is subject to the Grant Agreement submittal pursuant to School Facility Program Regulation Section 1859.90.4.

The District is responsible for ensuring that the project is compliant with Prevailing Wage Monitoring and/or Labor Compliance Program requirements at the time construction contracts are executed and/or construction commenced.

SCHOOL DISTRICT DATA

Application No: 50/72116-00-002
School District: Sequoia Union Elementary

County: Tulare
School Name: Sequoia Elementary

PROJECT DATA

Type of Project:	Elementary School	Application Filing Basis:	District Wide
Pupils Assigned	K-6: 177	Number of Classrooms:	
	7-8: 14	Existing Acres:	
	9-12:	Proposed Acres:	
	Non-Severe:	Facility Hardship (a):	No
	Severe:	Addition to Existing Site:	Yes
Financial Hardship Requested:	Yes		

GRANT DATA

<u>Estimated Total Grant</u>		<u>Design Grant</u>	
New Construction Grant	<u>\$2,388,193.00</u>	Total Design (40% of Grant)	<u>\$955,277.00</u>
Total State Share (50%)	2,388,193.00	Total Design	<u>\$955,277.00</u>
District Share (50%)	<u>2,388,193.00</u>	Total State Share (50%)	477,638.50
Total Estimated Cost	<u><u>\$4,776,386.00</u></u>	District Share (50%)	477,638.50
		District Cash Contribution	<u>\$146,123.00</u>
		Financial Hardship	<u>\$331,515.50</u>

DESIGN PROJECT FINANCING

<u>State Share</u>	
New Construction Design Grant	\$477,638.50
<u>District Share</u>	
Cash Contribution	146,123.00
Financial Hardship	<u>331,515.50</u>
Total Design Cost	<u><u>\$955,277.00</u></u>

HISTORY OF PROJECT COST AND APPORTIONMENT

	Fund Code	Proposition	Previously Authorized	Authorized This Action	Unfunded Approval This Action
<u>State Share</u>					
New Construction Design Grant	951-500	51		\$477,638.50	\$477,638.50
<u>District Share</u>					
Cash Contribution				146,123.00	
Financial Hardship	951-500	51		<u>331,515.50</u>	<u>331,515.50</u>
Total				<u>\$955,277.00</u>	<u>\$809,154.00</u>

Funding Source(s): Proposition 51 Bonds/2016-Nov.

Pursuant to the Board's action on March 11, 2009, this application has been approved and placed on the Unfunded List (Lack of AB 55 Loans). This approval does not constitute a guarantee or commitment of future State funding.

The District shall ensure that it is in compliance with all applicable laws, regulations and certifications it made on the program forms.

Based on the Board's action on June 5, 2017, this project is subject to the Grant Agreement submittal pursuant to School Facility Program Regulation Section 1859.90.4.

The District is responsible for ensuring that the project is compliant with Prevailing Wage Monitoring and/or Labor Compliance Program requirements at the time construction contracts are executed and/or construction commenced.

Amounts shown for financial hardship assistance are subject to adjustment as a result of a review of the District's financial records pursuant to Regulation Section 1859.81(a) at the time of apportionment.

The District qualifies for financial hardship pursuant to SFP Regulation Section 1859.81(c)(4). The District has demonstrated it is financially unable to provide all or a part of the matching funds and is levying the developer fees or equal alternative revenue source justified by law. The District's total bonding capacity (as of January 10, 2020) is \$5 million or less.

SCHOOL DISTRICT DATA

Application No: 57/72116-00-002
School District: Sequoia Union Elementary

County: Tulare
School Name: Sequoia Elementary

PROJECT DATA

Type of Project: Elementary School **Application Filing Basis:** Site Specific
Pupils Assigned
 K-6: 263
 7-8: 3
 9-12:
 Non-Severe:
 Severe:
Financial Hardship Requested: Yes

GRANT DATA

<u>Estimated Total Grant</u>		<u>Design Grant</u>	
Modernization Grant	\$1,261,925.00	Total Design (25% of Grant)	\$315,481.00
Total State Share (60%)	1,261,925.00	Design State Share (60%)	189,289.00
District Share (40%)	841,283.00	Design District Share (40%)	126,192.00
Total Estimated Cost	<u><u>\$2,103,208.00</u></u>	District Cash Contribution	
		Financial Hardship	\$126,192.00

DESIGN PROJECT FINANCING

<u>State Share</u>	
Modernization Design Grant	\$189,289.00
<u>District Share</u>	
Cash Contribution	
Financial Hardship	126,192.00
Total Design Cost	<u><u>\$315,481.00</u></u>

HISTORY OF PROJECT COST AND APPORTIONMENT

	Fund Code	Proposition	Previously Authorized	Authorized This Action	Unfunded Approval This Action
<u>State Share</u>					
Modernization Design Grant	951-570	51		\$189,289.00	\$189,289.00
<u>District Share</u>					
Cash Contribution					
Financial Hardship	951-570	51		126,192.00	126,192.00
Total				<u><u>\$315,481.00</u></u>	<u><u>\$315,481.00</u></u>

Funding Source(s): Proposition 51 Bonds/2016-Nov.

Pursuant to the Board's action on March 11, 2009, this application has been approved and placed on the Unfunded List (Lack of AB 55 Loans). This approval does not constitute a guarantee or commitment of future State funding.

The District shall ensure that it is in compliance with all applicable laws, regulations and certifications it made on the program forms.

Based on the Board's action on June 5, 2017, this project is subject to the Grant Agreement submittal pursuant to School Facility Program Regulation Section 1859.90.4.

The District is responsible for ensuring that the project is compliant with Prevailing Wage Monitoring and/or Labor Compliance Program requirements at the time construction contracts are executed and/or construction commenced.

Amounts shown for financial hardship assistance are subject to adjustment as a result of a review of the District's financial records pursuant to Regulation Section 1859.81(a) at the time of apportionment.

The District qualifies for financial hardship pursuant to SFP Regulation Section 1859.81(c)(4). The District has demonstrated it is financially unable to provide all or a part of the matching funds and is levying the developer fees or equal alternative revenue source justified by law. The District's total bonding capacity (as of January 10, 2020) is \$5 million or less.

SCHOOL DISTRICT DATA

Application No: 57/67090-00-011
School District: Jurupa Unified

County: Riverside
School Name: Jurupa Valley High

PROJECT DATA

Type of Project:	High School	Application Filing Basis:	Site Specific
Pupils Assigned (Under 50 Yrs)			
K-6:			
7-8:			
9-12:	111		
Non-Severe:	52		
Severe:	25		
Financial Hardship Requested:	No	Recommended Acres:	47
Alternative Education School:	No	Existing Acres:	40.4

ADJUSTED GRANT DATA

PROJECT FINANCING

Modernization Grant - Under 50 Yrs	\$1,632,133.00	<u>State Share</u>	
Fire Detection Alarm	42,462.00	This Project	\$1,788,844.00
Small Size Project	65,285.00		
Accessibility/Fire Code Req.	48,964.00	<u>District Share</u>	
Total State Share (60%)	1,788,844.00	Cash Contribution	1,192,563.00
District Share (40%)	1,192,563.00	Financial Hardship	
Total Project Cost	\$2,981,407.00	Total Project Cost	\$2,981,407.00

HISTORY OF PROJECT COST AND APPORTIONMENT

	Fund Code	Proposition	Previously Authorized	Authorized This Action	Unfunded Approval This Action
<u>State Share</u>					
Modernization/Additional Grant	951-570	51		\$1,788,844.00	\$1,788,844.00
<u>District Share</u>					
Cash Contribution				1,192,563.00	
Total				\$2,981,407.00	\$1,788,844.00

Funding Source(s): Proposition 51 Bonds/2016-Nov.

Pursuant to the Board's action on March 11, 2009, this application has been approved and placed on the Unfunded List (Lack of AB 55 Loans). This approval does not constitute a guarantee or commitment of future State funding.

The District shall ensure that it is in compliance with all applicable laws, regulations and certifications it made on the program forms.

Based on the Board's action on June 5, 2017, this project is subject to the Grant Agreement submittal pursuant to School Facility Program Regulation Section 1859.90.4.

The District is responsible for ensuring that the project is compliant with Prevailing Wage Monitoring and/or Labor Compliance Program requirements at the time construction contracts are executed and/or construction commenced.

SCHOOL DISTRICT DATA

Application No: 57/67447-00-062
School District: San Juan Unified

County: Sacramento
School Name: Bella Vista High

PROJECT DATA

Type of Project:	High School	Application Filing Basis:	Site Specific
Pupils Assigned (Under 50 Yrs)		Pupils Assigned (Over 50 Yrs) K-6:	
K-6:		7-8:	
7-8:		9-12:	69
9-12:		Non-Severe:	
Non-Severe:		Severe:	
Severe:		Recommended Acres:	52.6
Financial Hardship Requested:	No	Existing Acres:	50.51
Alternative Education School:	No		

ADJUSTED GRANT DATA

PROJECT FINANCING

Modernization Grant - Over 50 Yrs	\$629,211.00	State Share	
Fire Detection Alarm	10,626.00	This Project	\$734,218.00
Small Size Project	75,505.00		
Accessibility/Fire Code Req.	18,876.00	District Share	
Total State Share (60%)	734,218.00	Cash Contribution	489,479.00
District Share (40%)	489,479.00	Financial Hardship	
Total Project Cost	<u>\$1,223,697.00</u>	Total Project Cost	<u>\$1,223,697.00</u>

HISTORY OF PROJECT COST AND APPORTIONMENT

	Fund Code	Proposition	Previously Authorized	Authorized This Action	Unfunded Approval This Action
<u>State Share</u>					
Modernization/Additional Grant	951-570	51		\$734,218.00	\$734,218.00
<u>District Share</u>					
Cash Contribution				489,479.00	
Total				<u>\$1,223,697.00</u>	<u>\$734,218.00</u>

Funding Source(s): Proposition 51 Bonds/2016-Nov.

Pursuant to the Board's action on March 11, 2009, this application has been approved and placed on the Unfunded List (Lack of AB 55 Loans). This approval does not constitute a guarantee or commitment of future State funding.

The District shall ensure that it is in compliance with all applicable laws, regulations and certifications it made on the program forms.

Based on the Board's action on June 5, 2017, this project is subject to the Grant Agreement submittal pursuant to School Facility Program Regulation Section 1859.90.4.

The District is responsible for ensuring that the project is compliant with Prevailing Wage Monitoring and/or Labor Compliance Program requirements at the time construction contracts are executed and/or construction commenced.

SCHOOL DISTRICT DATA

Application No: 57/63040-00-001
School District: Southern Humboldt Joint Unified

County: Humboldt
School Name: South Fork Junior - Senior High

PROJECT DATA

Type of Project:	High School	Application Filing Basis:	Site Specific
Pupils Assigned (Under 50 Yrs) K-6:		Pupils Assigned (Over 50 Yrs) K-6:	
7-8:	3	7-8:	41
9-12:	16	9-12:	190
Non-Severe:		Non-Severe:	7
Severe:		Severe:	
Financial Hardship Requested:	No	Recommended Acres:	19.5
Alternative Education School:	No	Existing Acres:	8.86

ADJUSTED GRANT DATA

PROJECT FINANCING

Modernization Grant - Under 50 Yrs	\$120,082.00	<u>State Share</u>	
Modernization Grant - Over 50 Yrs	2,116,482.00	This Project	\$2,931,570.00
Project Assistance	4,061.00	<u>District Share</u>	
Fire Detection Alarm	40,488.00	Cash Contribution	1,954,380.00
Geographic Index Factor 5%	139,405.00	Financial Hardship	
Urban/Security/Impacted Site	443,955.00	Total Project Cost	<u><u>\$4,885,950.00</u></u>
Accessibility/Fire Code Req.	67,097.00		
Total State Share (60%)	<u>2,931,570.00</u>		
District Share (40%)	<u>1,954,380.00</u>		
Total Project Cost	<u><u>\$4,885,950.00</u></u>		

HISTORY OF PROJECT COST AND APPORTIONMENT

	Fund Code	Proposition	Previously Authorized	Authorized This Action	Unfunded Approval This Action
<u>State Share</u>					
Modernization/Additional Grant	951-570	51		\$2,931,570.00	\$2,931,570.00
<u>District Share</u>					
Cash Contribution					
				1,954,380.00	
Total				<u><u>\$4,885,950.00</u></u>	<u><u>\$2,931,570.00</u></u>

Funding Source(s): Proposition 51 Bonds/2016-Nov.

Pursuant to the Board's action on March 11, 2009, this application has been approved and placed on the Unfunded List (Lack of AB 55 Loans). This approval does not constitute a guarantee or commitment of future State funding.

The District shall ensure that it is in compliance with all applicable laws, regulations and certifications it made on the program forms.

Based on the Board's action on June 5, 2017, this project is subject to the Grant Agreement submittal pursuant to School Facility Program Regulation Section 1859.90.4.

The District is responsible for ensuring that the project is compliant with Prevailing Wage Monitoring and/or Labor Compliance Program requirements at the time construction contracts are executed and/or construction commenced.

SCHOOL DISTRICT DATA

Application No: 57/68700-00-006
School District: Atascadero Unified

County: San Luis Obispo
School Name: Atascadero Junior High

PROJECT DATA

Type of Project:	Middle School	Application Filing Basis:	Site Specific
Pupils Assigned (Under 50 Yrs)		Pupils Assigned (Under 50 Yrs)	
K-6:		K-6:	
7-8:	775	7-8:	159
9-12:		9-12:	
Non-Severe:	26	Non-Severe:	6
Severe:		Severe:	
Financial Hardship Requested:	No	Recommended Acres:	14
Alternative Education School:	No	Existing Acres:	14.5

ADJUSTED GRANT DATA

PROJECT FINANCING

Modernization Grant – Under 50 Yrs.	\$4,148,684.00	<u>State Share</u>	
Modernization Grant – Over 50 Yrs.	1,191,822.00	This Project	\$5,780,306.00
Fire Detection Alarm	152,924.00	<u>District Share</u>	
Accessibility/Fire Code Req.	160,215.00	Cash Contribution	3,853,537.00
Two Stop Elevators	126,661.00	Financial Hardship	
Total State Share (60%)	5,780,306.00	Total Project Cost	<u>\$9,633,843.00</u>
District Share (40%)	<u>3,853,537.00</u>		
Total Project Cost	<u>\$9,633,843.00</u>		

HISTORY OF PROJECT COST AND APPORTIONMENT

	Fund Code	Proposition	Previously Authorized	Authorized This Action	Unfunded Approval This Action
<u>State Share</u>					
Modernization/Additional Grant	951-570	51		\$5,780,306.00	\$5,780,306.00
<u>District Share</u>					
Cash Contribution				3,853,537.00	
Total				<u>\$9,633,843.00</u>	<u>\$5,780,306.00</u>

Funding Source(s): Proposition 51 Bonds/2016-Nov.

Pursuant to the Board's action on March 11, 2009, this application has been approved and placed on the Unfunded List (Lack of AB 55 Loans). This approval does not constitute a guarantee or commitment of future State funding.

The District shall ensure that it is in compliance with all applicable laws, regulations and certifications it made on the program forms.

Based on the Board's action on June 5, 2017, this project is subject to the Grant Agreement submittal pursuant to School Facility Program Regulation Section 1859.90.4.

The District is responsible for ensuring that the project is compliant with Prevailing Wage Monitoring and/or Labor Compliance Program requirements at the time construction contracts are executed and/or construction commenced.

SCHOOL DISTRICT DATA

Application No: 57/67058-00-019
School District: Desert Sands Unified

County: Riverside
School Name: La Quinta Middle

PROJECT DATA

Type of Project:	Middle School	Application Filing Basis:	Site Specific
Pupils Assigned (Under 50 Yrs)			
K-6:	109		
7-8:	303		
9-12:			
Non-Severe:	13		
Severe:		Recommended Acres:	23.2
Financial Hardship Requested:	No	Existing Acres:	22.32
Alternative Education School:	No		

ADJUSTED GRANT DATA

PROJECT FINANCING

Modernization Grant - Under 50 Yrs.	\$2,167,428.00	<u>State Share</u>	
Fire Detection Alarm	67,140.00	This Project	\$2,414,571.00
Geographic Index Factor 5%	114,980.00	<u>District Share</u>	
Accessibility/Fire Code Req.	65,023.00	Cash Contribution	1,609,714.00
Total State Share (60%)	2,414,571.00	Financial Hardship	
District Share (40%)	1,609,714.00	Total Project Cost	<u>\$4,024,285.00</u>
Total Project Cost	<u>\$4,024,285.00</u>		

HISTORY OF PROJECT COST AND APPORTIONMENT

	Fund Code	Proposition	Previously Authorized	Authorized This Action	Unfunded Approval This Action
<u>State Share</u>					
Modernization/Additional Grant	951-570	51		\$2,414,571.00	\$2,414,571.00
<u>District Share</u>					
Cash Contribution				1,609,714.00	
Total				<u>\$4,024,285.00</u>	<u>\$2,414,571.00</u>

Funding Source(s): Proposition 51 Bonds/2016-Nov.

Pursuant to the Board's action on March 11, 2009, this application has been approved and placed on the Unfunded List (Lack of AB 55 Loans). This approval does not constitute a guarantee or commitment of future State funding.

The District shall ensure that it is in compliance with all applicable laws, regulations and certifications it made on the program forms.

Based on the Board's action on June 5, 2017, this project is subject to the Grant Agreement submittal pursuant to School Facility Program Regulation Section 1859.90.4.

The District is responsible for ensuring that the project is compliant with Prevailing Wage Monitoring and/or Labor Compliance Program requirements at the time construction contracts are executed and/or construction commenced.

SCHOOL DISTRICT DATA

Application No: 50/67090-00-012
School District: Jurupa Unified

County: Riverside
School Name: New K-8 School #5

PROJECT DATA

Type of Project: Elementary School
Pupils Assigned
 K-6: 490
 7-8: 297
 9-12:
Non-Severe:
 Severe: 7
Application Filing Basis: District Wide
Number of Classrooms: 32
Master Acres: 21.1
Existing Acres:
Proposed Acres: 10.7
Recommended Acres: 21.1
Facility Hardship (a): No
Financial Hardship Requested: No
Alternative Education School: No
Addition to Existing Site: No

ADJUSTED GRANT DATA

New Construction Grant	\$10,257,092.00
Fire Detection Alarm	13,724.00
Sprinkler System	180,679.00
SDC Therapy Toilet 166 Sq. Ft.	60,756.00
SDC Therapy Other 312 Sq. Ft.	63,648.00
Multi-Level Constr. – 21 Crs.	832,244.04
Site Acquisition	3,102,911.00
Service Site	1,097,256.45
Off-Site	192,460.49
Utilities	72,475.98
General Site	901,335.00
Total State Share (50%)	16,774,581.96
District Share (50%)	16,774,581.96
Total Project Cost	\$33,549,163.92

PROJECT FINANCING

<u>State Share</u>	
This Project	16,774,581.96
<u>District Share</u>	
Cash Contribution	16,774,581.96
Financial Hardship	
Total Project Cost	\$33,549,163.92

HISTORY OF PROJECT COST AND APPORTIONMENT

	Fund Code	Proposition	Previously Authorized	Authorized This Action	Unfunded Approval This Action
<u>State Share</u>					
New Construction/Additional Grant	951-500	51		\$ 16,774,581.96	\$ 16,774,581.96
<u>District Share</u>					
Cash Contribution				\$ 16,774,581.96	
Total				\$ 33,549,163.92	\$ 16,774,581.96

Funding Source(s): Proposition 51 Bonds/2016-Nov.

Pursuant to the Board's action on March 11, 2009, this application has been approved and placed on the Unfunded List (Lack of AB 55 Loans). This approval does not constitute a guarantee or commitment of future State funding.

The District shall ensure that it is in compliance with all applicable laws, regulations and certifications it made on the program forms.

Based on the Board's action on June 5, 2017, this project is subject to the Grant Agreement submittal pursuant to School Facility Program Regulation Section 1859.90.4.

The District is responsible for ensuring that the project is compliant with Prevailing Wage Monitoring and/or Labor Compliance Program requirements at the time construction contracts are executed and/or construction commenced.

SCHOOL DISTRICT DATA

Application No: 57/73742-00-009
School District: Sierra Sands Unified

County: Kern
School Name: Burroughs High

PROJECT DATA

Type of Project:	High School	Application Filing Basis:	Site Specific
Pupils Assigned (Under 50 Yrs)		Pupils Assigned (Over 50 Yrs) K-6:	
K-6:		7-8:	
7-8:		9-12:	655
9-12:	311	Non-Severe:	
Non-Severe:		Severe:	8
Severe:	4	Recommended Acres:	38.4
Financial Hardship Requested:	Yes	Existing Acres:	78.86
Alternative Education School:	No		

ADJUSTED GRANT DATA

PROJECT FINANCING

Modernization Grant - Under 50 Yrs	\$2,102,155.00	State Share	
Modernization Grant - Over 50 Yrs	6,140,889.00	This Project	\$9,076,396.00
Fire Detection Alarm	153,852.00	District Share	
Geographic Index Factor 5%	432,209.00	Cash Contribution	6,050,931.00
Accessibility/Fire Code Req.	247,291.00	Financial Hardship	
Total State Share (60%)	9,076,396.00	Total Project Cost	15,127,327.00
District Share (40%)	6,050,931.00		
Total Project Cost	\$15,127,327.00		

HISTORY OF PROJECT COST AND APPORTIONMENT

	Fund Code	Proposition	Previously Authorized	Authorized This Action	Unfunded Approval This Action
<u>State Share</u>					
Modernization/Additional Grant	951-570	51		\$9,076,396.00	\$9,076,396.00
<u>District Share</u>					
Cash Contribution				6,050,931.00	
Total				\$15,127,327.00	\$9,076,396.00

Funding Source(s): Proposition 51 Bonds/2016-Nov.

Pursuant to the Board's action on March 11, 2009, this application has been approved and placed on the Unfunded List (Lack of AB 55 Loans). This approval does not constitute a guarantee or commitment of future State funding.

The District shall ensure that it is in compliance with all applicable laws, regulations and certifications it made on the program forms.

Based on the Board's action on June 5, 2017, this project is subject to the Grant Agreement submittal pursuant to School Facility Program Regulation Section 1859.90.4.

The District is responsible for ensuring that the project is compliant with Prevailing Wage Monitoring and/or Labor Compliance Program requirements at the time construction contracts are executed and/or construction commenced.

Amounts shown for financial hardship assistance are subject to adjustment as a result of a review of the District's financial records pursuant to Regulation Section 1859.81(a) at the time of apportionment.

SCHOOL DISTRICT DATA

Application No: 50/65136-00-013
School District: William S. Hart Union High

County: Los Angeles
School Name: Saugus High

PROJECT DATA

Type of Project: High School
Pupils Assigned **K-6:** High School
 7-8: 54
 9-12:
Non-Severe:
Severe:
Application Filing Basis: District Wide
Number of Classrooms: 2
Master Acres: 60.5
Existing Acres: 52.5
Proposed Acres:
Recommended Acres: 54.9
Facility Hardship (a): No
 Financial Hardship Requested: No
 Alternative Education School: No
Addition to Existing Site: Yes

ADJUSTED GRANT DATA

New Construction Grant \$711,126.00
Fire Detection Alarm 1,080.00
Service Site 369,840.00
Utilities 90,320.00
Small Size Project 85,335.00
Total State Share (50%) 1,257,701.00
District Share (50%) 1,257,701.00
Total Project Cost \$2,515,402.00

PROJECT FINANCING

State Share
This Project \$1,257,701.00

District Share
Cash Contribution 1,257,701.00
Financial Hardship
Total Project Cost \$2,515,402.00

HISTORY OF PROJECT COST AND APPORTIONMENT

	Fund Code	Proposition	Previously Authorized	Authorized This Action	Unfunded Approval This Action
<u>State Share</u>					
New Construction/Additional Grant	951-500	51		\$1,257,701.00	1,257,701.00
<u>District Share</u>					
Cash Contribution				1,257,701.00	
Total				<u><u>\$2,515,402.00</u></u>	<u><u>1,257,701.00</u></u>

Funding Source(s): Proposition 51 Bonds/2016-Nov.

Pursuant to the Board's action on March 11, 2009, this application has been approved and placed on the Unfunded List (Lack of AB 55 Loans). This approval does not constitute a guarantee or commitment of future State funding.

The District shall ensure that it is in compliance with all applicable laws, regulations and certifications it made on the program forms.

Based on the Board's action on June 5, 2017, this project is subject to the Grant Agreement submittal pursuant to School Facility Program Regulation Section 1859.90.4.

The District is responsible for ensuring that the project is compliant with Prevailing Wage Monitoring and/or Labor Compliance Program requirements at the time construction contracts are executed and/or construction commenced.

This project is a Use of Grants under Regulation Section 1859.77.3(b).

SCHOOL DISTRICT DATA

Application No: 57/61804-00-026

County: Contra Costa

School District: San Ramon Valley Unified

School Name: Bollinger Canyon Elementary

PROJECT DATA

Type of Project:	Elementary School	Application Filing Basis:	Site Specific
Pupils Assigned (Under 50 Yrs)			
K-6:	111		
7-8:			
9-12:			
Non-Severe:			
Severe:			
Financial Hardship Requested:	No	Recommended Acres:	11.1
Alternative Education School:	No	Existing Acres:	10.6

ADJUSTED GRANT DATA

PROJECT FINANCING

Modernization Grant – Under 50 Yrs	\$526,251.00	<u>State Share</u>	
Small Size Project	21,050.00	This Project	\$563,089.00
Accessibility/Fire Code Req.	15,788.00		
Total State Share (60%)	<u>563,089.00</u>	<u>District Share</u>	
District Share (40%)	375,393.00	Cash Contribution	375,393.00
Total Project Cost	<u><u>\$938,482.00</u></u>	Financial Hardship	
		Total Project Cost	<u><u>\$938,482.00</u></u>

HISTORY OF PROJECT COST AND APPORTIONMENT

	Fund Code	Proposition	Previously Authorized	Authorized This Action	Unfunded Approval This Action
<u>State Share</u>					
Modernization/Additional Grant	951-570	51		\$563,089.00	\$563,089.00
<u>District Share</u>					
Cash Contribution				375,393.00	
Total				<u><u>\$938,482.00</u></u>	<u><u>\$563,089.00</u></u>

Funding Source(s): Proposition 51 Bonds/2016-Nov.

Pursuant to the Board's action on March 11, 2009, this application has been approved and placed on the Unfunded List (Lack of AB 55 Loans). This approval does not constitute a guarantee or commitment of future State funding.

The District shall ensure that it is in compliance with all applicable laws, regulations and certifications it made on the program forms.

Based on the Board's action on June 5, 2017, this project is subject to the Grant Agreement submittal pursuant to School Facility Program Regulation Section 1859.90.4.

The District is responsible for ensuring that the project is compliant with Prevailing Wage Monitoring and/or Labor Compliance Program requirements at the time construction contracts are executed and/or construction commenced.

SCHOOL DISTRICT DATA

Application No: 57/61804-00-027

County: Contra Costa

School District: San Ramon Valley Unified

School Name: Los Cerros Middle

PROJECT DATA

Type of Project:	Middle School	Application Filing Basis:	Site Specific
Pupils Assigned (Under 50 Yrs)			
K-6:			
7-8:	160		
9-12:			
Non-Severe:	1		
Severe:			
Financial Hardship Requested:	No	Recommended Acres:	11.9
Alternative Education School:	No	Existing Acres:	19.11

ADJUSTED GRANT DATA

PROJECT FINANCING

Modernization Grant - Under 50 Yrs	\$812,349.00	State Share	
Small Size Project	32,494.00	This Project	\$869,213.00
Accessibility/Fire Code Req.	24,370.00		
Total State Share (60%)	869,213.00	District Share	
District Share (40%)	579,475.00	Cash Contribution	579,475.00
Total Project Cost	\$1,448,688.00	Financial Hardship	
		Total Project Cost	\$1,448,688.00

HISTORY OF PROJECT COST AND APPORTIONMENT

	Fund Code	Proposition	Previously Authorized	Authorized This Action	Unfunded Approval This Action
<u>State Share</u>					
Modernization/Additional Grant	951-570	51		\$869,213.00	\$869,213.00
<u>District Share</u>					
Cash Contribution				579,475.00	
Total				\$1,448,688.00	\$869,213.00

Funding Source(s): Proposition 51 Bonds/2016-Nov.

Pursuant to the Board's action on March 11, 2009, this application has been approved and placed on the Unfunded List (Lack of AB 55 Loans). This approval does not constitute a guarantee or commitment of future State funding.

The District shall ensure that it is in compliance with all applicable laws, regulations and certifications it made on the program forms.

Based on the Board's action on June 5, 2017, this project is subject to the Grant Agreement submittal pursuant to School Facility Program Regulation Section 1859.90.4.

The District is responsible for ensuring that the project is compliant with Prevailing Wage Monitoring and/or Labor Compliance Program requirements at the time construction contracts are executed and/or construction commenced.

SCHOOL DISTRICT DATA

Application No: 57/73742-00-010
School District: Sierra Sands Unified

County: Kern
School Name: Murray Junior High

PROJECT DATA

Type of Project:	Middle School	Application Filing Basis:	Site Specific
Pupils Assigned (Under 50 Yrs)		Pupils Assigned (Over 50 Yrs) K-6:	
K-6:		7-8:	405
7-8:	330	9-12:	
9-12:		Non-Severe:	13
Non-Severe:	10	Severe:	4
Severe:	3	Recommended Acres:	18.4
Financial Hardship Requested:	No	Existing Acres:	38
Alternative Education School:	No		

ADJUSTED GRANT DATA

PROJECT FINANCING

Modernization Grant - Under 50 Yrs	\$1,801,040.00	State Share	
Modernization Grant - Over 50 Yrs	3,087,696.00	This Project	\$5,415,992.00
Fire Detection Alarm	122,690.00	District Share	
Geographic Index Factor 5%	257,904.00	Cash Contribution	3,610,661.00
Accessibility/Fire Code Req.	146,662.00	Financial Hardship	
Total State Share (60%)	<u>5,415,992.00</u>	Total Project Cost	<u>\$9,026,653.00</u>
District Share (40%)	<u>3,610,661.00</u>		
Total Project Cost	<u>\$9,026,653.00</u>		

HISTORY OF PROJECT COST AND APPORTIONMENT

	Fund Code	Proposition	Previously Authorized	Authorized This Action	Unfunded Approval This Action
State Share					
Modernization/Additional Grant	951-570	51		\$5,415,992.00	\$5,415,992.00
District Share					
Cash Contribution				3,610,661.00	
Total				<u>\$9,026,653.00</u>	<u>\$5,415,992.00</u>

Funding Source(s): Proposition 51 Bonds/2016-Nov.

Pursuant to the Board's action on March 11, 2009, this application has been approved and placed on the Unfunded List (Lack of AB 55 Loans). This approval does not constitute a guarantee or commitment of future State funding.

The District shall ensure that it is in compliance with all applicable laws, regulations and certifications it made on the program forms.

Based on the Board's action on June 5, 2017, this project is subject to the Grant Agreement submittal pursuant to School Facility Program Regulation Section 1859.90.4.

The District is responsible for ensuring that the project is compliant with Prevailing Wage Monitoring and/or Labor Compliance Program requirements at the time construction contracts are executed and/or construction commenced.

Amounts shown for financial hardship assistance are subject to adjustment as a result of a review of the District's financial records pursuant to Regulation Section 1859.81(a) at the time of apportionment.

SCHOOL DISTRICT DATA

Application No: 57/64279-00-020
School District: Azusa Unified

County: Los Angeles
School Name: Slauson Intermediate

PROJECT DATA

Type of Project:	Middle School	Application Filing Basis:	Site Specific
Pupils Assigned (Under 50 Yrs) K-6:		Pupils Assigned (Over 50 Yrs) K-6:	
7-8:	516	7-8:	62
9-12:		9-12:	
Non-Severe:	24	Non-Severe:	3
Severe:		Severe:	
Financial Hardship Requested:	No	Recommended Acres:	14
Alternative Education School:	No	Existing Acres:	10

ADJUSTED GRANT DATA

PROJECT FINANCING

Modernization Grant - Under 50 Yrs	\$2,829,840.00	<u>State Share</u>	
Modernization Grant - Over 50 Yrs	474,006.00	This Project	\$3,757,764.00
Fire Detection Alarm	96,680.00	<u>District Share</u>	
50-Year Old Utilities	258,123.00	Cash Contribution	2,505,176.00
Accessibility/Fire Code Req.	99,115.00	Financial Hardship	
Total State Share (60%)	<u>3,757,764.00</u>	Total Project Cost	<u>\$6,262,940.00</u>
District Share (40%)	<u>2,505,176.00</u>		
Total Project Cost	<u>\$6,262,940.00</u>		

HISTORY OF PROJECT COST AND APPORTIONMENT

	Fund Code	Proposition	Previously Authorized	Authorized This Action	Unfunded Approval This Action
<u>State Share</u>					
Modernization/Additional Grant	951-570	51		\$3,757,764.00	\$3,757,764.00
<u>District Share</u>					
Cash Contribution					
				2,505,176.00	
Total				<u>\$6,262,940.00</u>	<u>\$3,757,764.00</u>

Funding Source(s): Proposition 51 Bonds/2016-Nov.

Pursuant to the Board's action on March 11, 2009, this application has been approved and placed on the Unfunded List (Lack of AB 55 Loans). This approval does not constitute a guarantee or commitment of future State funding.

The District shall ensure that it is in compliance with all applicable laws, regulations and certifications it made on the program forms.

Based on the Board's action on June 5, 2017, this project is subject to the Grant Agreement submittal pursuant to School Facility Program Regulation Section 1859.90.4.

The District is responsible for ensuring that the project is compliant with Prevailing Wage Monitoring and/or Labor Compliance Program requirements at the time construction contracts are executed and/or construction commenced.

SCHOOL DISTRICT DATA

Application No: 57/61804-00-028
School District: San Ramon Valley Unified

County: Contra Costa
School Name: Pine Valley Intermediate

PROJECT DATA

Type of Project:	Middle School	Application Filing Basis:	Site Specific
Pupils Assigned (Under 50 Yrs)			
K-6:			
7-8:	160		
9-12:			
Non-Severe:	4		
Severe:		Recommended Acres:	15
Financial Hardship Requested:	No	Existing Acres:	25.5
Alternative Education School:	No		

ADJUSTED GRANT DATA

PROJECT FINANCING

Modernization Grant - Under 50 Yrs.	\$842,676.00	<u>State Share</u>	
Small Size Project	33,707.00	This Project	\$901,663.00
Accessibility/Fire Code Req.	25,280.00	<u>District Share</u>	
Total State Share (60%)	901,663.00	Cash Contribution	601,109.00
District Share (40%)	601,109.00	Financial Hardship	
Total Project Cost	<u>\$1,502,772.00</u>	Total Project Cost	<u>\$1,502,772.00</u>

HISTORY OF PROJECT COST AND APPORTIONMENT

	Fund Code	Proposition	Previously Authorized	Authorized This Action	Unfunded Approval This Action
<u>State Share</u>					
Modernization/Additional Grant	951-570	51		\$901,663.00	\$901,663.00
<u>District Share</u>					
Cash Contribution				601,109.00	
Total				<u>\$1,502,772.00</u>	<u>\$901,663.00</u>

Funding Source(s): Proposition 51 Bonds/2016-Nov.

Pursuant to the Board's action on March 11, 2009, this application has been approved and placed on the Unfunded List (Lack of AB 55 Loans). This approval does not constitute a guarantee or commitment of future State funding.

The District shall ensure that it is in compliance with all applicable laws, regulations and certifications it made on the program forms.

Based on the Board's action on June 5, 2017, this project is subject to the Grant Agreement submittal pursuant to School Facility Program Regulation Section 1859.90.4.

The District is responsible for ensuring that the project is compliant with Prevailing Wage Monitoring and/or Labor Compliance Program requirements at the time construction contracts are executed and/or construction commenced.

SCHOOL DISTRICT DATA

Application No: 57/61804-00-029

County: Contra Costa

School District: San Ramon Valley Unified

School Name: Tassajara Hills Elementary

PROJECT DATA

Type of Project:	Elementary School	Application Filing Basis:	Site Specific
Pupils Assigned (Under 50 Yrs)			
K-6:	148		
7-8:			
9-12:			
Non-Severe:			
Severe:			
Financial Hardship Requested:	No	Recommended Acres:	9.8
Alternative Education School:	No	Existing Acres:	8.29

ADJUSTED GRANT DATA

PROJECT FINANCING

Modernization Grant – Under 50 Yrs	\$701,668.00	<u>State Share</u>	
Small Size Project	28,067.00	This Project	\$750,785.00
Accessibility/Fire Code Req.	21,050.00	<u>District Share</u>	
Total State Share (60%)	750,785.00	Cash Contribution	500,523.00
District Share (40%)	500,523.00	Financial Hardship	
Total Project Cost	\$1,251,308.00	Total Project Cost	\$1,251,308.00

HISTORY OF PROJECT COST AND APPORTIONMENT

	Fund Code	Proposition	Previously Authorized	Authorized This Action	Unfunded Approval This Action
<u>State Share</u>					
Modernization/Additional Grant	951-570	51		\$750,785.00	\$750,785.00
<u>District Share</u>					
Cash Contribution				500,523.00	
Total				\$1,251,308.00	\$750,785.00

Funding Source(s): Proposition 51 Bonds/2016-Nov.

Pursuant to the Board's action on March 11, 2009, this application has been approved and placed on the Unfunded List (Lack of AB 55 Loans). This approval does not constitute a guarantee or commitment of future State funding.

The District shall ensure that it is in compliance with all applicable laws, regulations and certifications it made on the program forms.

Based on the Board's action on June 5, 2017, this project is subject to the Grant Agreement submittal pursuant to School Facility Program Regulation Section 1859.90.4.

The District is responsible for ensuring that the project is compliant with Prevailing Wage Monitoring and/or Labor Compliance Program requirements at the time construction contracts are executed and/or construction commenced.

SCHOOL DISTRICT DATA

Application No: 57/75531-00-013
School District: Dinuba Unified

County: Tulare
School Name: Dinuba High

PROJECT DATA

Type of Project: High School **Application Filing Basis:** Site Specific
Pupils Assigned **K-6:**
 7-8:
 9-12: 700
Non-Severe:
Severe:
Financial Hardship Requested: Yes

GRANT DATA

<u>Estimated Total Grant</u>		<u>Design Grant</u>	
Modernization Grant	\$4,595,500.00	Total Design (25% of Grant)	\$1,148,875.00
Total State Share (60%)	\$4,595,500.00	Total Share (60%)	689,325.00
District Share (40%)	\$3,063,667.00	District Share (40%)	459,550.00
Total Estimated Cost	\$7,659,167.00	District Cash Contribution	
		Financial Hardship	\$459,550.00

DESIGN PROJECT FINANCING

<u>State Share</u>	
Modernization Design Grant	\$689,325.00
<u>District Share</u>	
Cash Contribution	
Financial Hardship	\$459,550.00
Total Design Cost	\$1,148,875.00

HISTORY OF PROJECT COST AND APPORTIONMENT

	Fund Code	Proposition	Previously Authorized	Authorized This Action	Unfunded Approval This Action
<u>State Share</u>					
Modernization Design Grant	951-570	51		\$689,325.00	\$689,325.00
<u>District Share</u>					
Cash Contribution					
Financial Hardship	951-570	51		\$459,550.00	\$459,550.00
Total				\$1,148,875.00	\$1,148,875.00

Funding Source(s): Proposition 51 Bonds/2016-Nov.

Pursuant to the Board's action on March 11, 2009, this application has been approved and placed on the Unfunded List (Lack of AB 55 Loans). This approval does not constitute a guarantee or commitment of future State funding.

Amounts shown for financial hardship assistance are subject to adjustment as a result of a review of the District's financial records pursuant to Regulation Section 1859.81(a) at the time of apportionment.

The District shall ensure that it is in compliance with all applicable laws, regulations and certifications it made on the program forms.

The District qualifies for financial hardship pursuant to SFP Regulation Section 1859.81(c)(1). The District has demonstrated it is financially unable to provide all or a part of the matching funds and is levying the developer fees or equal alternative revenue source justified by law. The District's outstanding bonded indebtedness (as of April 4, 2019) is at least 60 percent of its total bonding capacity.

Based on the Board's action on June 5, 2017, this project is subject to the Grant Agreement submittal pursuant to School Facility Program Regulation Section 1859.90.4.

The District is responsible for ensuring that the project is compliant with Prevailing Wage Monitoring and/or Labor Compliance Program requirements at the time construction contracts are executed and/or construction commenced.

SCHOOL DISTRICT DATA

Application No: 57/75531-00-014
School District: Dinuba Unified

County: Tulare
School Name: Jefferson Elementary

PROJECT DATA

Type of Project: Elementary School **Application Filing Basis:** Site Specific
Pupils Assigned
 K-6: 300
 7-8:
 9-12:
 Non-Severe:
 Severe:
Financial Hardship Requested: Yes

GRANT DATA

<u>Estimated Total Grant</u>		<u>Design Grant</u>	
Modernization Grant	\$1,422,300.00	Total Design (25% of Grant)	\$355,575.00
		Total Share (60%)	213,345.00
Total State Share (60%)	\$1,422,300.00	District Share (40%)	142,230.00
District Share (40%)	\$948,200.00	District Cash Contribution	
Total Estimated Cost	<u>\$2,370,500.00</u>	Financial Hardship	\$142,230.00

DESIGN PROJECT FINANCING

<u>State Share</u>	
Modernization Design Grant	\$213,345.00
<u>District Share</u>	
Cash Contribution	
Financial Hardship	\$142,230.00
Total Design Cost	<u>\$355,575.00</u>

HISTORY OF PROJECT COST AND APPORTIONMENT

	Fund Code	Proposition	Previously Authorized	Authorized This Action	Unfunded Approval This Action
<u>State Share</u>					
Modernization Design Grant	951-570	51		\$213,345.00	\$213,345.00
<u>District Share</u>					
Cash Contribution					
Financial Hardship	951-570	51		\$142,230.00	\$142,230.00
Total				<u>\$355,575.00</u>	<u>\$355,575.00</u>

Funding Source(s): Proposition 51 Bonds/2016-Nov.

Pursuant to the Board's action on March 11, 2009, this application has been approved and placed on the Unfunded List (Lack of AB 55 Loans). This approval does not constitute a guarantee or commitment of future State funding.

Amounts shown for financial hardship assistance are subject to adjustment as a result of a review of the District's financial records pursuant to Regulation Section 1859.81(a) at the time of apportionment.

The District shall ensure that it is in compliance with all applicable laws, regulations and certifications it made on the program forms.

The District qualifies for financial hardship pursuant to SFP Regulation Section 1859.81(c)(1). The District has demonstrated it is financially unable to provide all or a part of the matching funds and is levying the developer fees or equal alternative revenue source justified by law. The District's outstanding bonded indebtedness (as of April 4, 2019) is at least 60 percent of its total bonding capacity.

Based on the Board's action on June 5, 2017, this project is subject to the Grant Agreement submittal pursuant to School Facility Program Regulation Section 1859.90.4.

The District is responsible for ensuring that the project is compliant with Prevailing Wage Monitoring and/or Labor Compliance Program requirements at the time construction contracts are executed and/or construction commenced.

SCHOOL DISTRICT DATA

Application No: 57/75531-00-015
School District: Dinuba Unified

County: Tulare
School Name: Lincoln Elementary

PROJECT DATA

Type of Project: Elementary School **Application Filing Basis:** Site Specific
Pupils Assigned
 K-6: 141
 7-8:
 9-12:
 Non-Severe: 8
 Severe:
Financial Hardship Requested: Yes

GRANT DATA

<u>Estimated Total Grant</u>		<u>Design Grant</u>	
Modernization Grant	\$749,353.00	Total Design (25% of Grant)	\$187,338.00
		Total Share (60%)	112,403.00
Total State Share (60%)	\$749,353.00	District Share (40%)	74,935.00
District Share (40%)	\$499,569.00	District Cash Contribution	
Total Estimated Cost	<u><u>\$1,248,922.00</u></u>	Financial Hardship	\$74,935.00

DESIGN PROJECT FINANCING

<u>State Share</u>	
Modernization Design Grant	\$112,403.00
<u>District Share</u>	
Cash Contribution	
Financial Hardship	\$74,935.00
Total Design Cost	<u><u>\$187,338.00</u></u>

HISTORY OF PROJECT COST AND APPORTIONMENT

	Fund Code	Proposition	Previously Authorized	Authorized This Action	Unfunded Approval This Action
<u>State Share</u>					
Modernization Design Grant	951-570	51		\$112,403.00	\$112,403.00
<u>District Share</u>					
Cash Contribution					
Financial Hardship	951-570	51		\$74,935.00	\$74,935.00
Total				<u><u>\$187,338.00</u></u>	<u><u>\$187,338.00</u></u>

Funding Source(s): Proposition 51 Bonds/2016-Nov.

Pursuant to the Board's action on March 11, 2009, this application has been approved and placed on the Unfunded List (Lack of AB 55 Loans). This approval does not constitute a guarantee or commitment of future State funding.

Amounts shown for financial hardship assistance are subject to adjustment as a result of a review of the District's financial records pursuant to Regulation Section 1859.81(a) at the time of apportionment.

The District shall ensure that it is in compliance with all applicable laws, regulations and certifications it made on the program forms.

The District qualifies for financial hardship pursuant to SFP Regulation Section 1859.81(c)(1). The District has demonstrated it is financially unable to provide all or a part of the matching funds and is levying the developer fees or equal alternative revenue source justified by law. The District's outstanding bonded indebtedness (as of April 4, 2019) is at least 60 percent of its total bonding capacity.

Based on the Board's action on June 5, 2017, this project is subject to the Grant Agreement submittal pursuant to School Facility Program Regulation Section 1859.90.4.

The District is responsible for ensuring that the project is compliant with Prevailing Wage Monitoring and/or Labor Compliance Program requirements at the time construction contracts are executed and/or construction commenced.

SCHOOL DISTRICT DATA

Application No: 50/66464-00-022
School District: Capistrano Unified

County: Orange
School Name: Esencia K-8

PROJECT DATA

Type of Project: Elementary School
Pupils Assigned **K-6:** 900
 7-8: 309
 9-12:
Non-Severe:
Severe:
Application Filing Basis: Districtwide
Number of Classrooms: 49
Master Acres: 20.50
Existing Acres:
Proposed Acres: 14
Recommended Acres: 20.50
Facility Hardship (a): No
Financial Hardship Requested: No
Alternative Education School: No
Addition to Existing Site: No
Core Facilities: Multi-Purpose/Kitchen,
 Library, School
 Administration, Toilet

ADJUSTED GRANT DATA

New Construction Grant	\$15,275,121.00
Fire Detection Alarm	19,680.00
Sprinkler System	264,732.00
Site Acquisition	17,607,893.00
Service Site	1,179,909.71
Off-Site	12,565.00
Utilities	34,677.48
General Site	1,217,296.00
Total State Share (50%)	35,611,874.19
District Share (50%)	35,611,874.19
Total Project Cost	\$71,223,748.38

PROJECT FINANCING

<u>State Share</u>	
This Project	\$35,611,874.19
<u>District Share</u>	
Cash Contribution	35,611,874.19
Financial Hardship	
Total Project Cost	\$71,223,748.38

HISTORY OF PROJECT COST AND APPORTIONMENT

	Fund Code	Proposition	Previously Authorized	Authorized This Action	Unfunded Approval This Action
<u>State Share</u>					
New Construction/Additional Grant	951-500	51		\$35,611,874.19	\$35,611,874.19
<u>District Share</u>					
Cash Contribution				35,611,874.19	
Total				\$71,223,748.38	\$35,611,874.19

Funding Source(s): Proposition 51 Bonds/2016-Nov.

Pursuant to the Board's action on March 11, 2009, this application has been approved and placed on the Unfunded List (Lack of AB 55 Loans). This approval does not constitute a guarantee or commitment of future State funding.

The District shall ensure that it is in compliance with all applicable laws, regulations and certifications it made on the program forms.

Based on the Board's action on June 5, 2017, this project is subject to the Grant Agreement submittal pursuant to School Facility Program Regulation Section 1859.90.4.

The District is responsible for ensuring that the project is compliant with Prevailing Wage Monitoring and/or Labor Compliance Program requirements at the time construction contracts are executed and/or construction commenced.

SCHOOL DISTRICT DATA

Application No: 57/65060-00-037
School District: Torrance Unified

County: Los Angeles
School Name: Calle Mayor Middle

PROJECT DATA

Type of Project:	Middle School	Application Filing Basis:	Site Specific
Pupils Assigned (Under 50 Yrs)		Pupils Assigned (Over 50 Yrs) K-6:	
K-6:		7-8:	48
7-8:		9-12:	
9-12:		Non-Severe:	
Non-Severe:		Severe:	39
Severe:	18	Recommended Acres:	14
Financial Hardship Requested:	No	Existing Acres:	9.7
Alternative Education School:	No		

ADJUSTED GRANT DATA

PROJECT FINANCING

Modernization Grant - Under 50 Yrs	\$271,980.00	State Share	
Modernization Grant - Over 50 Yrs	1,153,095.00	This Project	\$1,556,390.00
Fire Detection Alarm	31,560.00	District Share	
Small Size Project	57,003.00	Cash Contribution	1,037,593.00
Accessibility/Fire Code Req.	42,752.00	Financial Hardship	
Total State Share (60%)	<u>1,556,390.00</u>	Total Project Cost	<u>\$2,593,983.00</u>
District Share (40%)	<u>1,037,593.00</u>		
Total Project Cost	<u>\$2,593,983.00</u>		

HISTORY OF PROJECT COST AND APPORTIONMENT

	Fund Code	Proposition	Previously Authorized	Authorized This Action	Unfunded Approval This Action
<u>State Share</u>					
Modernization/Additional Grant	951-570	51		\$1,556,390.00	\$1,556,390.00
<u>District Share</u>					
Cash Contribution				1,037,593.00	
Total				<u>\$2,593,983.00</u>	<u>\$1,556,390.00</u>

Funding Source(s): Proposition 51 Bonds/2016-Nov.

Pursuant to the Board's action on March 11, 2009, this application has been approved and placed on the Unfunded List (Lack of AB 55 Loans). This approval does not constitute a guarantee or commitment of future State funding.

The District shall ensure that it is in compliance with all applicable laws, regulations and certifications it made on the program forms.

Based on the Board's action on June 5, 2017, this project is subject to the Grant Agreement submittal pursuant to School Facility Program Regulation Section 1859.90.4.

The District is responsible for ensuring that the project is compliant with Prevailing Wage Monitoring and/or Labor Compliance Program requirements at the time construction contracts are executed and/or construction commenced.

SCHOOL DISTRICT DATA

Application No: 57/67645-00-006
School District: Central Elementary

County: San Bernardino
School Name: Dona Merced Elementary

PROJECT DATA

Type of Project:	Elementary School	Application Filing Basis:	Site Specific
Pupils Assigned (Under 50 Yrs)			
K-6:	150		
7-8:			
9-12:			
Non-Severe:			
Severe:		Recommended Acres:	9.6
Financial Hardship Requested:	No	Existing Acres:	10
Alternative Education School:	No		

ADJUSTED GRANT DATA

PROJECT FINANCING

Modernization Grant – Under 50 Yrs.	\$711,150.00	<u>State Share</u>	
Fire Detection Alarm	23,100.00	This Project	\$784,031.00
Small Size Project	28,446.00		
Accessibility/Fire Code Req.	21,335.00	<u>District Share</u>	
Total State Share (60%)	784,031.00	Cash Contribution	522,687.00
District Share (40%)	522,687.00	Financial Hardship	
Total Project Cost	<u>1,306,718.00</u>	Total Project Cost	<u>\$1,306,718.00</u>

HISTORY OF PROJECT COST AND APPORTIONMENT

	Fund Code	Proposition	Previously Authorized	Authorized This Action	Unfunded Approval This Action
<u>State Share</u>					
Modernization/Additional Grant	951-570	51		\$784,031.00	\$784,031.00
<u>District Share</u>					
Cash Contribution				522,687.00	
Total				<u>\$1,306,718.00</u>	<u>\$784,031.00</u>

Funding Source(s): Proposition 51 Bonds/2016-Nov.

Pursuant to the Board's action on March 11, 2009, this application has been approved and placed on the Unfunded List (Lack of AB 55 Loans). This approval does not constitute a guarantee or commitment of future State funding.

The District shall ensure that it is in compliance with all applicable laws, regulations and certifications it made on the program forms.

Based on the Board's action on June 5, 2017, this project is subject to the Grant Agreement submittal pursuant to School Facility Program Regulation Section 1859.90.4.

The District is responsible for ensuring that the project is compliant with Prevailing Wage Monitoring and/or Labor Compliance Program requirements at the time construction contracts are executed and/or construction commenced.

SCHOOL DISTRICT DATA

Application No: 57/67645-00-007
School District: Central Elementary

County: San Bernardino
School Name: Bear Gulch

PROJECT DATA

Type of Project:	Elementary School	Application Filing Basis:	Site Specific
Pupils Assigned (Under 50 Yrs)			
K-6:	175		
7-8:			
9-12:			
Non-Severe:			
Severe:		Recommended Acres:	10.2
Financial Hardship Requested:	No	Existing Acres:	10
Alternative Education School:	No		

ADJUSTED GRANT DATA

PROJECT FINANCING

Modernization Grant – Under 50 Yrs.	\$829,675.00	<u>State Share</u>	
Fire Detection Alarm	26,950.00	This Project	
Small Size Project	33,187.00		\$914,702.00
Accessibility/Fire Code Req.	24,890.00	<u>District Share</u>	
Total State Share (60%)	914,702.00	Cash Contribution	609,801.00
District Share (40%)	609,801.00	Financial Hardship	
Total Project Cost	<u>\$1,524,503.00</u>	Total Project Cost	<u>1,524,503.00</u>

HISTORY OF PROJECT COST AND APPORTIONMENT

	Fund Code	Proposition	Previously Authorized	Authorized This Action	Unfunded Approval This Action
<u>State Share</u>					
Modernization/Additional Grant	951-570	51		\$914,702.00	\$914,702.00
<u>District Share</u>					
Cash Contribution				609,801.00	
Total				<u>\$1,524,503.00</u>	<u>\$914,702.00</u>

Funding Source(s): Proposition 51 Bonds/2016-Nov.

Pursuant to the Board's action on March 11, 2009, this application has been approved and placed on the Unfunded List (Lack of AB 55 Loans). This approval does not constitute a guarantee or commitment of future State funding.

The District shall ensure that it is in compliance with all applicable laws, regulations and certifications it made on the program forms.

Based on the Board's action on June 5, 2017, this project is subject to the Grant Agreement submittal pursuant to School Facility Program Regulation Section 1859.90.4.

The District is responsible for ensuring that the project is compliant with Prevailing Wage Monitoring and/or Labor Compliance Program requirements at the time construction contracts are executed and/or construction commenced.

SCHOOL DISTRICT DATA

Application No: 57/62117-00-055
School District: Clovis Unified

County: Fresno
School Name: Red Bank Elementary

PROJECT DATA

Type of Project:	Elementary School	Application Filing Basis:	Site Specific
Pupils Assigned (Under 50 Yrs)			
K-6:	652		
7-8:			
9-12:			
Non-Severe:			
Severe:	11	Recommended Acres:	12.3
Financial Hardship Requested:	No	Existing Acres:	15
Alternative Education School:	No		

ADJUSTED GRANT DATA

PROJECT FINANCING

Modernization Grant – Under 50 Yrs.	\$3,257,342.00	<u>State Share</u>	
Fire Detection Alarm	105,072.00	This Project	\$3,460,134.00
Accessibility/Fire Code Req.	97,720.00	<u>District Share</u>	
Total State Share (60%)	3,460,134.00	Cash Contribution	2,306,756.00
District Share (40%)	2,306,756.00	Financial Hardship	
Total Project Cost	<u><u>\$5,766,890.00</u></u>	Total Project Cost	<u><u>\$5,766,890.00</u></u>

HISTORY OF PROJECT COST AND APPORTIONMENT

	Fund Code	Proposition	Previously Authorized	Authorized This Action	Unfunded Approval This Action
<u>State Share</u>					
Modernization/Additional Grant	951-570	51		\$3,460,134.00	\$3,460,134.00
<u>District Share</u>					
Cash Contribution				2,306,756.00	
Total				<u><u>\$5,766,890.00</u></u>	<u><u>\$3,460,134.00</u></u>

Funding Source(s): Proposition 51 Bonds/2016-Nov.

Pursuant to the Board's action on March 11, 2009, this application has been approved and placed on the Unfunded List (Lack of AB 55 Loans). This approval does not constitute a guarantee or commitment of future State funding.

The District shall ensure that it is in compliance with all applicable laws, regulations and certifications it made on the program forms.

Based on the Board's action on June 5, 2017, this project is subject to the Grant Agreement submittal pursuant to School Facility Program Regulation Section 1859.90.4.

The District is responsible for ensuring that the project is compliant with Prevailing Wage Monitoring and/or Labor Compliance Program requirements at the time construction contracts are executed and/or construction commenced.

SCHOOL DISTRICT DATA

Application No: 57/76505-00-042
School District: Twin Rivers Unified

County: Sacramento
School Name: Frontier Elementary

PROJECT DATA

Type of Project:	Elementary School	Application Filing Basis:	Site Specific
Pupils Assigned (Under 50 Yrs)		Pupils Assigned (Over 50 Yrs) K-6:	124
K-6:		7-8:	
7-8:		9-12:	
9-12:		Non-Severe:	
Non-Severe:		Severe:	
Severe:		Recommended Acres:	9.9
Financial Hardship Requested:	No	Existing Acres:	11.47
Alternative Education School:	No		

ADJUSTED GRANT DATA

PROJECT FINANCING

Modernization Grant - Over 50 Yrs	\$816,664.00	State Share	
Small Size Project	32,667.00	This Project	\$873,831.00
Accessibility/Fire Code Req.	24,500.00		
Total State Share (60%)	873,831.00	District Share	
District Share (40%)	582,554.00	Cash Contribution	582,554.00
Total Project Cost	\$1,456,385.00	Financial Hardship	
		Total Project Cost	\$1,456,385.00

HISTORY OF PROJECT COST AND APPORTIONMENT

	Fund Code	Proposition	Previously Authorized	Authorized This Action	Unfunded Approval This Action
<u>State Share</u>					
Modernization/Additional Grant	951-570	51		\$873,831.00	\$873,831.00
<u>District Share</u>					
Cash Contribution				582,554.00	
Total				\$1,456,385.00	\$873,831.00

Funding Source(s): Proposition 51 Bonds/2016-Nov.

Pursuant to the Board's action on March 11, 2009, this application has been approved and placed on the Unfunded List (Lack of AB 55 Loans). This approval does not constitute a guarantee or commitment of future State funding.

The District shall ensure that it is in compliance with all applicable laws, regulations and certifications it made on the program forms.

Based on the Board's action on June 5, 2017, this project is subject to the Grant Agreement submittal pursuant to School Facility Program Regulation Section 1859.90.4.

The District is responsible for ensuring that the project is compliant with Prevailing Wage Monitoring and/or Labor Compliance Program requirements at the time construction contracts are executed and/or construction commenced.

SCHOOL DISTRICT DATA

Application No: 57/76505-00-044
School District: Twin Rivers Unified

County: Sacramento
School Name: Northwood Elementary

PROJECT DATA

Type of Project:	Elementary School	Application Filing Basis:	Site Specific
Pupils Assigned (Under 50 Yrs)		Pupils Assigned (Over 50 Yrs) K-6:	
K-6:		7-8:	
7-8:		9-12:	
9-12:		Non-Severe:	
Non-Severe:		Severe:	28
Severe:	4	Recommended Acres:	10.2
Financial Hardship Requested:	No	Existing Acres:	8.22
Alternative Education School:	No		

ADJUSTED GRANT DATA

PROJECT FINANCING

Modernization Grant - Under 50 Yrs	\$60,440.00	State Share	
Modernization Grant - Over 50 Yrs	587,804.00	This Project	\$745,480.00
Small Size Project	77,789.00	District Share	
Accessibility/Fire Code Req.	19,447.00	Cash Contribution	496,987.00
Total State Share (60%)	745,480.00	Financial Hardship	
District Share (40%)	496,987.00	Total Project Cost	\$1,242,467.00
Total Project Cost	\$1,242,467.00		

HISTORY OF PROJECT COST AND APPORTIONMENT

	Fund Code	Proposition	Previously Authorized	Authorized This Action	Unfunded Approval This Action
<u>State Share</u>					
Modernization/Additional Grant	951-570	51		\$745,480.00	\$745,480.00
<u>District Share</u>					
Cash Contribution				496,987.00	
Total				\$1,242,467.00	\$745,480.00

Funding Source(s): Proposition 51 Bonds/2016-Nov.

Pursuant to the Board's action on March 11, 2009, this application has been approved and placed on the Unfunded List (Lack of AB 55 Loans). This approval does not constitute a guarantee or commitment of future State funding.

The District shall ensure that it is in compliance with all applicable laws, regulations and certifications it made on the program forms.

Based on the Board's action on June 5, 2017, this project is subject to the Grant Agreement submittal pursuant to School Facility Program Regulation Section 1859.90.4.

The District is responsible for ensuring that the project is compliant with Prevailing Wage Monitoring and/or Labor Compliance Program requirements at the time construction contracts are executed and/or construction commenced.

SCHOOL DISTRICT DATA

Application No: 57/73866-00-001

County: Mendocino

School District: Potter Valley Community Unified

School Name: Potter Valley

PROJECT DATA

Type of Project:	Elementary School	Application Filing Basis:	Site Specific
Pupils Assigned (Under 50 Yrs)		Pupils Assigned (Over 50 Yrs) K-6:	34
K-6:	87	7-8:	10
7-8:	23	9-12:	21
9-12:	53	Non-Severe:	
Non-Severe:		Severe:	
Severe:		Recommended Acres:	25.8
Financial Hardship Requested:	No	Existing Acres:	31.5
Alternative Education School:	No		

ADJUSTED GRANT DATA

PROJECT FINANCING

Modernization Grant - Under 50 Yrs.	\$875,734.00	<u>State Share</u>	
Modernization Grant - Over 50 Yrs.	485,083.00	This Project	\$1,496,185.00
Project Assistance	4,061.00	<u>District Share</u>	
Fire Detection Alarm	35,112.00	Cash Contribution	997,457.00
Site Development	55,370.00	Financial Hardship	
Accessibility/Fire Code Req.	40,825.00	Total Project Cost	<u>\$2,493,642.00</u>
Total State Share (60%)	1,496,185.00		
District Share (40%)	997,457.00		
Total Project Cost	<u>\$2,493,642.00</u>		

HISTORY OF PROJECT COST AND APPORTIONMENT

	Fund Code	Proposition	Previously Authorized	Authorized This Action	Unfunded Approval This Action
<u>State Share</u>					
Modernization/Additional Grant	951-570	51		\$1,496,185.00	\$1,496,185.00
<u>District Share</u>					
Cash Contribution				997,457.00	
Total				<u>\$2,493,642.00</u>	<u>\$1,496,185.00</u>

Funding Source(s): Proposition 51 Bonds/2016-Nov.

Pursuant to the Board's action on March 11, 2009, this application has been approved and placed on the Unfunded List (Lack of AB 55 Loans). This approval does not constitute a guarantee or commitment of future State funding.

The District shall ensure that it is in compliance with all applicable laws, regulations and certifications it made on the program forms.

Based on the Board's action on June 5, 2017, this project is subject to the Grant Agreement submittal pursuant to School Facility Program Regulation Section 1859.90.4.

The District is responsible for ensuring that the project is compliant with Prevailing Wage Monitoring and/or Labor Compliance Program requirements at the time construction contracts are executed and/or construction commenced.

SCHOOL DISTRICT DATA

Application No: 50/75432-00-001
School District: Scotts Valley Unified

County: Santa Cruz
School Name: Scotts Valley Middle

PROJECT DATA

Type of Project: Middle School
Pupils Assigned **K-6:** 125
 7-8: 189
 9-12:
Non-Severe:
Severe:
Application Filing Basis: District Wide
Number of Classrooms: 12
Master Acres: 27.1
Existing Acres: 8.5
Proposed Acres:
Recommended Acres: 11.9
Facility Hardship (a): No
Financial Hardship Requested: Yes
Alternative Education School: No
Addition to Existing Site: Yes

ADJUSTED GRANT DATA

New Construction Grant	\$4,135,066.00
Project Assistance	7,615.00
Fire Detection Alarm	6,280.00
Site Acquisition	115,367.00
Service Site	519,147.00
Off-Site	5,741.00
Utilities	49,696.00
Total State Share (50%)	4,838,912.00
District Share (50%)	4,838,912.00
Total Project Cost	\$9,677,824.00

PROJECT FINANCING

<u>State Share</u>	
This Project	\$4,838,912.00
<u>District Share</u>	
Cash Contribution	4,838,912.00
Financial Hardship	
Total Project Cost	\$9,677,824.00

HISTORY OF PROJECT COST AND APPORTIONMENT

	Fund Code	Proposition	Previously Authorized	Authorized This Action	Unfunded Approval This Action
<u>State Share</u>					
New Construction/Additional Grant	951-500	51		\$4,838,912.00	\$4,838,912.00
<u>District Share</u>					
Cash Contribution				4,838,912.00	
Total				\$9,677,824.00	\$4,838,912.00

Funding Source(s): Proposition 51 Bonds/2016-Nov.

Pursuant to the Board's action on March 11, 2009, this application has been approved and placed on the Unfunded List (Lack of AB 55 Loans). This approval does not constitute a guarantee or commitment of future State funding.

The District shall ensure that it is in compliance with all applicable laws, regulations and certifications it made on the program forms.

Based on the Board's action on June 5, 2017, this project is subject to the Grant Agreement submittal pursuant to School Facility Program Regulation Section 1859.90.4.

The District is responsible for ensuring that the project is compliant with Prevailing Wage Monitoring and/or Labor Compliance Program requirements at the time construction contracts are executed and/or construction commenced.

SCHOOL DISTRICT DATA

Application No: 57/75432-00-002
School District: Scotts Valley Unified

County: Santa Cruz
School Name: Scotts Valley Middle

PROJECT DATA

Type of Project:	Middle School	Application Filing Basis:	Site Specific
Pupils Assigned (Under 50 Yrs)		Pupils Assigned (Over 50 Yrs) K-6:	
K-6:		6:	
7-8:	116	7-8:	480
9-12:		9-12:	
Non-Severe:	2	Non-Severe:	13
Severe:		Severe:	
Financial Hardship Requested:	No	Recommended Acres:	11.9
Alternative Education School:	No	Existing Acres:	8.5

ADJUSTED GRANT DATA

PROJECT FINANCING

Modernization Grant - Under 50 Yrs	\$601,842.00	State Share	
Modernization Grant - Over 50 Yrs	3,526,174.00	This Project	\$4,406,112.00
Project Assistance	4,061.00	District Share	
Fire Detection Alarm	96,044.00	Cash Contribution	2,937,408.00
Site Development	54,151.00	Financial Hardship	
Accessibility/Fire Code Req.	123,840.00	Total Project Cost	<u>7,343,520.00</u>
Total State Share (60%)	<u>4,406,112.00</u>		
District Share (40%)	<u>2,937,408.00</u>		
Total Project Cost	<u>\$7,343,520.00</u>		

HISTORY OF PROJECT COST AND APPORTIONMENT

	Fund Code	Proposition	Previously Authorized	Authorized This Action	Unfunded Approval This Action
<u>State Share</u>					
Modernization/Additional Grant	951-570	51		\$4,406,112.00	\$4,406,112.00
<u>District Share</u>					
Cash Contribution					
				2,937,408.00	
Total				<u>\$7,343,520.00</u>	<u>\$4,406,112.00</u>

Funding Source(s): Proposition 51 Bonds/2016-Nov.

Pursuant to the Board's action on March 11, 2009, this application has been approved and placed on the Unfunded List (Lack of AB 55 Loans). This approval does not constitute a guarantee or commitment of future State funding.

The District shall ensure that it is in compliance with all applicable laws, regulations and certifications it made on the program forms.

Based on the Board's action on June 5, 2017, this project is subject to the Grant Agreement submittal pursuant to School Facility Program Regulation Section 1859.90.4.

The District is responsible for ensuring that the project is compliant with Prevailing Wage Monitoring and/or Labor Compliance Program requirements at the time construction contracts are executed and/or construction commenced.

Pursuant to Education Code Section 17072.25, valid Division of the State Architect approval must be obtained for the project prior to receiving and Apportionment. Otherwise, the project will receive an occurrence for non-participation pursuant to School Facility Program Regulation Section 1859.90.3.

SCHOOL DISTRICT DATA

Application No: 50/64451-00-014
School District: Downey Unified

County: Los Angeles
School Name: Stauffer Middle

PROJECT DATA

ADJUSTED GRANT DATA

Type of Project: Middle School
Pupils Assigned
 K-6:
 7-8: 75
 9-12:
Non-Severe:
Severe:
Application Filing Basis: District Wide
Number of Classrooms:
Master Acres: 24.7
Existing Acres: 22.8
Proposed Acres:
Recommended Acres: 18.4
Facility Hardship (a): No
 Financial Hardship Requested: No
 Alternative Education School: No
Addition to Existing Site: Yes

New Construction Grant	\$987,675.00
Service Site	113,680.00
Utilities	102,479.00
Total State Share (50%)	<u>1,203,834.00</u>
District Share (50%)	<u>1,203,834.00</u>
Total Project Cost	<u><u>\$2,407,668.00</u></u>

PROJECT FINANCING

State Share	
This Project	\$1,203,834.00
District Share	
Cash Contribution	1,203,834.00
Financial Hardship	
Total Project Cost	<u><u>\$2,407,668.00</u></u>

HISTORY OF PROJECT COST AND APPORTIONMENT

	Fund Code	Proposition	Previously Authorized	Authorized This Action	Unfunded Approval This Action
<u>State Share</u>					
New Construction/Additional Grant	951-500	51		\$1,203,834.00	\$1,203,834.00
<u>District Share</u>					
Cash Contribution				1,203,834.00	
Total				<u><u>\$2,407,668.00</u></u>	<u><u>\$1,203,834.00</u></u>

Funding Source(s): Proposition 51 Bonds/2016-Nov.

Pursuant to the Board's action on March 11, 2009, this application has been approved and placed on the Unfunded List (Lack of AB 55 Loans). This approval does not constitute a guarantee or commitment of future State funding.

The District shall ensure that it is in compliance with all applicable laws, regulations and certifications it made on the program forms.

This project is a Use of Grants under Regulation Section 1859.77.3(a).

Based on the Board's action on June 5, 2017, this project is subject to the Grant Agreement submittal pursuant to School Facility Program Regulation Section 1859.90.4.

The District is responsible for ensuring that the project is compliant with Prevailing Wage Monitoring and/or Labor Compliance Program requirements at the time construction contracts are executed and/or construction commenced.

SCHOOL DISTRICT DATA

Application No: 50/67314-00-047
School District: Elk Grove Unified

County: Sacramento
School Name: East Franklin Elementary

PROJECT DATA

Type of Project: Elementary School
Pupils Assigned
 K-6: 825
 7-8:
 9-12:
 Non-Severe:
 Severe: 18
Application Filing Basis: District Wide
Number of Classrooms: 35
Master Acres: 16.2
Existing Acres:
Proposed Acres: 9.86
Recommended Acres: 12.1
Facility Hardship (a): No
Financial Hardship Requested: No
Alternative Education School: No
Addition to Existing Site: No

ADJUSTED GRANT DATA

New Construction Grant	\$10,901,841.00
Fire Detection Alarm	13,491.00
Sprinkler System	184,287.00
Site Acquisition	1,032,066.00
General Site	828,014.00
Service Site	1,469,312.00
Off-Site	383,764.00
Utilities	101,200.00
Total State Share (50%)	14,913,975.00
District Share (50%)	14,913,975.00
Total Project Cost	\$29,827,950.00

PROJECT FINANCING

<u>State Share</u>	
This Project	\$14,913,975.00
<u>District Share</u>	
Cash Contribution	14,913,975.00
Financial Hardship	
Total Project Cost	\$29,827,950.00

HISTORY OF PROJECT COST AND APPORTIONMENT

	Fund Code	Proposition	Previously Authorized	Authorized This Action	Unfunded Approval This Action
<u>State Share</u>					
New Construction/Additional Grant	951-500	51		\$14,913,975.00	\$14,913,975.00
<u>District Share</u>					
Cash Contribution				14,913,975.00	
Total				\$29,827,950.00	\$14,913,975.00

Funding Source(s): Proposition 51 Bonds/2016-Nov.

Pursuant to the Board's action on March 11, 2009, this application has been approved and placed on the Unfunded List (Lack of AB 55 Loans). This approval does not constitute a guarantee or commitment of future State funding.

The District shall ensure that it is in compliance with all applicable laws, regulations and certifications it made on the program forms.

Based on the Board's action on June 5, 2017, this project is subject to the Grant Agreement submittal pursuant to School Facility Program Regulation Section 1859.90.4.

The District is responsible for ensuring that the project is compliant with Prevailing Wage Monitoring and/or Labor Compliance Program requirements at the time construction contracts are executed and/or construction commenced.

Pursuant to Education Code Section 17070.50, valid California Department of Education approvals must be obtained for the project prior to receiving an Apportionment. Otherwise, the project will receive an occurrence for non-participation pursuant to School Facility Program Regulation Section 1859.90.3.

SCHOOL DISTRICT DATA

Application No: 57/67645-00-008
School District: Central Elementary

County: San Bernardino
School Name: Central Elementary

PROJECT DATA

Type of Project:	Elementary School	Application Filing Basis:	Site Specific
Pupils Assigned (Under 50 Yrs)			
K-6:	152		
7-8:			
9-12:			
Non-Severe:			
Severe:		Recommended Acres:	10.2
Financial Hardship Requested:	No	Existing Acres:	9.69
Alternative Education School:	No		

ADJUSTED GRANT DATA

PROJECT FINANCING

Modernization Grant – Under 50 Yrs.	\$720,632.00	<u>State Share</u>	
Small Size Project	28,825.00	This Project	\$771,076.00
Accessibility/Fire Code Req.	21,619.00	<u>District Share</u>	
Total State Share (60%)	771,076.00	Cash Contribution	514,051.00
District Share (40%)	514,051.00	Financial Hardship	
Total Project Cost	<u>\$1,285,127.00</u>	Total Project Cost	<u>\$1,285,127.00</u>

HISTORY OF PROJECT COST AND APPORTIONMENT

	Fund Code	Proposition	Previously Authorized	Authorized This Action	Unfunded Approval This Action
<u>State Share</u>					
Modernization/Additional Grant	951-570	51		\$771,076.00	\$771,076.00
<u>District Share</u>					
Cash Contribution				\$514,051.00	
Total				<u>\$1,285,127.00</u>	<u>\$771,076.00</u>

Funding Source(s): Proposition 51 Bonds/2016-Nov.

Pursuant to the Board's action on March 11, 2009, this application has been approved and placed on the Unfunded List (Lack of AB 55 Loans). This approval does not constitute a guarantee or commitment of future State funding.

The District shall ensure that it is in compliance with all applicable laws, regulations and certifications it made on the program forms.

Based on the Board's action on June 5, 2017, this project is subject to the Grant Agreement submittal pursuant to School Facility Program Regulation Section 1859.90.4.

The District is responsible for ensuring that the project is compliant with Prevailing Wage Monitoring and/or Labor Compliance Program requirements at the time construction contracts are executed and/or construction commenced.

SCHOOL DISTRICT DATA

Application No: 50/68023-04-001
School District: Chula Vista Elementary
High School Attendance Area: Otay Ranch

County: San Diego
School Name: Saburo Muraoka Elementary

PROJECT DATA

Type of Project: Elementary School
Pupils Assigned
 K-6: 800
 7-8:
 9-12:
 Non-Severe: 52
 Severe:
Application Filing Basis: High School Attendance Area
Number of Classrooms: 36
Master Acres: 15
Existing Acres:
Proposed Acres: 10.34
Recommended Acres: 15
Facility Hardship (a): No
Financial Hardship Requested: No
Alternative Education School: No
Addition to Existing Site: No

ADJUSTED GRANT DATA

New Construction Grant	\$11,177,548.00
Fire Detection Alarm	14,288.00
Sprinkler System	190,184.00
Multi-Level Constr. 36 Crs.	1,341,306.00
Site Acquisition	5,384,533.00
General Site	972,950.00
Service Site	726,045.00
Off-Site	112,803.00
Utilities	38,503.00
Total State Share (50%)	19,958,160.00
District Share (50%)	19,958,160.00
Total Project Cost	\$39,916,320.00

PROJECT FINANCING

<u>State Share</u>	
This Project	\$19,958,160.00
<u>District Share</u>	
Cash Contribution	19,958,160.00
Financial Hardship	
Total Project Cost	\$39,916,320.00

HISTORY OF PROJECT COST AND APPORTIONMENT

	Fund Code	Proposition	Previously Authorized	Authorized This Action	Unfunded Approval This Action
<u>State Share</u>					
New Construction/Additional Grant	951-500	51		\$19,958,160.00	\$19,958,160.00
<u>District Share</u>					
Cash Contribution				19,958,160.00	
Total				\$39,916,320.00	\$19,958,160.00

Funding Source(s): Proposition 51 Bonds/2016-Nov.

Pursuant to the Board's action on March 11, 2009, this application has been approved and placed on the Unfunded List (Lack of AB 55 Loans). This approval does not constitute a guarantee or commitment of future State funding.

The District shall ensure that it is in compliance with all applicable laws, regulations and certifications it made on the program forms.

Based on the Board's action on June 5, 2017, this project is subject to the Grant Agreement submittal pursuant to School Facility Program Regulation Section 1859.90.4.

The District is responsible for ensuring that the project is compliant with Prevailing Wage Monitoring and/or Labor Compliance Program requirements at the time construction contracts are executed and/or construction commenced.

SCHOOL DISTRICT DATA

Application No: 57/66514-00-016
School District: Fullerton Joint Union High

County: Orange
School Name: Sunny Hills High

PROJECT DATA

Type of Project:	High School	Application Filing Basis:	Site Specific
Pupils Assigned (Under 50 Yrs)		Pupils Assigned (Over 50 Yrs)	
K-6:		K-6:	
7-8:		7-8:	
9-12:		9-12:	262
Non-Severe:		Non-Severe:	
Severe:		Severe:	
Financial Hardship Requested:	No	Recommended Acres:	53.6
Alternative Education School:	No	Existing Acres:	35

ADJUSTED GRANT DATA

PROJECT FINANCING

Modernization Grant - Under 50 Yrs.	\$2,389,178.00	<u>State Share</u>	
Fire Detection Alarm	40,348.00	This Project	\$2,501,201.00
Accessibility/Fire Code Req.	71,675.00	<u>District Share</u>	
Total State Share (60%)	2,501,201.00	Cash Contribution	1,667,467.00
District Share (40%)	1,667,467.00	Financial Hardship	
Total Project Cost	<u>\$4,168,668.00</u>	Total Project Cost	<u>\$4,168,668.00</u>

HISTORY OF PROJECT COST AND APPORTIONMENT

	Fund Code	Proposition	Previously Authorized	Authorized This Action	Unfunded Approval This Action
<u>State Share</u>					
Modernization/Additional Grant	951-570	51		\$2,501,201.00	\$2,501,201.00
<u>District Share</u>					
Cash Contribution				1,667,467.00	
Total				<u>\$4,168,668.00</u>	<u>\$2,501,201.00</u>

Funding Source(s): Proposition 51 Bonds/2016-Nov.

Pursuant to the Board's action on March 11, 2009, this application has been approved and placed on the Unfunded List (Lack of AB 55 Loans). This approval does not constitute a guarantee or commitment of future State funding.

The District shall ensure that it is in compliance with all applicable laws, regulations and certifications it made on the program forms.

Based on the Board's action on June 5, 2017, this project is subject to the Grant Agreement submittal pursuant to School Facility Program Regulation Section 1859.90.4.

The District is responsible for ensuring that the project is compliant with Prevailing Wage Monitoring and/or Labor Compliance Program requirements at the time construction contracts are executed and/or construction commenced.

SCHOOL DISTRICT DATA

Application No: 57/68478-00-060
School District: San Francisco Unified

County: San Francisco
School Name: Redding Elementary

PROJECT DATA

Type of Project:	Elementary School	Application Filing Basis:	Site Specific
Pupils Assigned (Under 50 Yrs) K-6:	238		
7-8:			
9-12:			
Non-Severe:	21		
Severe:			
Financial Hardship Requested:	No	Recommended Acres:	5.7
Alternative Education School:	No	Existing Acres:	.55

ADJUSTED GRANT DATA

PROJECT FINANCING

Modernization Grant – Under 50 Yrs	\$1,340,647.00
Fire Detection Alarm	42,616.00
Urban/Security/Impacted Site	425,881.00
Accessibility/Fire Code Req.	40,219.00
Total State Share (60%)	<u>1,849,363.00</u>
District Share (40%)	<u>1,232,909.00</u>
Total Project Cost	<u><u>\$3,082,272.00</u></u>

<u>State Share</u>	
This Project	\$1,849,363.00
<u>District Share</u>	
Cash Contribution	1,232,909.00
Financial Hardship	
Total Project Cost	<u><u>\$3,082,272.00</u></u>

HISTORY OF PROJECT COST AND APPORTIONMENT

	Fund Code	Proposition	Previously Authorized	Authorized This Action	Unfunded Approval This Action
<u>State Share</u>					
Modernization/Additional Grant	951-570	51		\$ 1,849,363.00	\$ 1,849,363.00
<u>District Share</u>					
Cash Contribution				1,232,909.00	
Total				<u>\$ 3,082,272.00</u>	<u>\$ 1,849,363.00</u>

Funding Source(s): Proposition 51 Bonds/2016-Nov.

Pursuant to the Board's action on March 11, 2009, this application has been approved and placed on the Unfunded List (Lack of AB 55 Loans). This approval does not constitute a guarantee or commitment of future State funding.

The District shall ensure that it is in compliance with all applicable laws, regulations and certifications it made on the program forms.

Based on the Board's action on June 5, 2017, this project is subject to the Grant Agreement submittal pursuant to School Facility Program Regulation Section 1859.90.4.

The District is responsible for ensuring that the project is compliant with Prevailing Wage Monitoring and/or Labor Compliance Program requirements at the time construction contracts are executed and/or construction commenced.

SCHOOL DISTRICT DATA

Application No: 57/67538-00-004
School District: San Benito High

County: San Benito
School Name: San Benito High

PROJECT DATA

Type of Project:	High School	Application Filing Basis:	Site Specific
Pupils Assigned (Under 50 Yrs)		Pupils Assigned (Over 50 Yrs) K-6:	
K-6:		7-8:	
7-8:		9-12:	14
9-12:	105	Non-Severe:	
Non-Severe:		Severe:	
Severe:		Recommended Acres:	66.1
Financial Hardship Requested:	No	Existing Acres:	116.35
Alternative Education School:	No		

ADJUSTED GRANT DATA

PROJECT FINANCING

Modernization Grant - Under 50 Yrs	\$689,325.00	<u>State Share</u>	
Modernization Grant - Over 50 Yrs	127,666.00	This Project	\$874,181.00
Small Size Project	32,680.00	<u>District Share</u>	
Accessibility/Fire Code Req.	24,510.00	Cash Contribution	582,787.00
Total State Share (60%)	874,181.00	Financial Hardship	
District Share (40%)	582,787.00	Total Project Cost	<u>\$1,456,968.00</u>
Total Project Cost	<u>\$1,456,968.00</u>		

HISTORY OF PROJECT COST AND APPORTIONMENT

	Fund Code	Proposition	Previously Authorized	Authorized This Action	Unfunded Approval This Action
<u>State Share</u>					
Modernization/Additional Grant	951-570	51		\$874,181.00	\$874,181.00
<u>District Share</u>					
Cash Contribution					
				582,787.00	
Total				\$1,456,968.00	\$874,181.00

Funding Source(s): Proposition 51 Bonds/2016-Nov.

Pursuant to the Board's action on March 11, 2009, this application has been approved and placed on the Unfunded List (Lack of AB 55 Loans). This approval does not constitute a guarantee or commitment of future State funding.

The District shall ensure that it is in compliance with all applicable laws, regulations and certifications it made on the program forms.

Based on the Board's action on June 5, 2017, this project is subject to the Grant Agreement submittal pursuant to School Facility Program Regulation Section 1859.90.4.

The District is responsible for ensuring that the project is compliant with Prevailing Wage Monitoring and/or Labor Compliance Program requirements at the time construction contracts are executed and/or construction commenced.

SCHOOL DISTRICT DATA

Application No: 54/61424-00-006
School District: Chico Unified

County: Butte
Charter School: Inspire School of Arts and Sciences
School Name: Inspire School of Arts and Sciences

PROJECT DATA

PRELIMINARY GRANT DATA

Type of Project: High School
Pupils Assigned **K-6:**
 7-8:
 9-12: 270
Non-Severe:
Severe:
Non-Toilet sq.ft.:
Toilet sq.ft.:

Applicant: District
Number of Classrooms: 10
Existing Acres:
Proposed Acres: 7.0
Recommended Acres: 23.2

Charter School Base Grant	<u>\$3,527,866.00</u>
Subtotal	<u>3,527,866.00</u>
Inflator Factor	
Total State Project Share (50%)	<u>3,527,866.00</u>
CSFA Lease-Payment Amount	2,230,422.00
Charter School Cash Contribution	<u>1,297,444.00</u>
Total Project Cost	<u><u>\$7,055,732.00</u></u>

PROJECT FINANCING

<u>State Share</u>	
This Project	\$3,527,866.00
<u>Charter School Share</u>	
CSFA Lease Amount	2,230,422.00
Cash Contribution	<u>1,297,444.00</u>
Total Project Cost	<u><u>\$7,055,732.00</u></u>

HISTORY OF PROJECT COST AND APPORTIONMENT

	Fund Code	Proposition	Authorized This Action	Unfunded Approval This Action
<u>State Share</u>				
Charter School Grant	957-540	1D	\$3,527,866.00	\$3,527,866.00
<u>Charter School Share</u>				
CSFA Lease Amount	957-540	1D	2,230,422.00	2,230,422.00
Cash Contribution			1,297,444.00	
Total			<u><u>\$7,055,732.00</u></u>	<u><u>\$5,758,288.00</u></u>

Funding Source(s): Proposition 1D Bonds/2006-Nov.

The Applicant shall ensure that it is in compliance with all applicable laws, regulations and certifications it made on the program forms.

Based on the Board's action on June 5, 2017, this project is subject to the Grant Agreement submittal pursuant to School Facility Program Regulation Section 1859.90.4.

The Applicant is responsible for ensuring that the project is compliant with Prevailing Wage Monitoring and/or Labor Compliance Program requirements at the time construction contracts are executed and/or construction commenced.

The above Charter School Grant is a maximum reservation of funding for each of the construction and site acquisition amounts (50 percent State share amount) and is not intended to reflect the actual project costs at the time the project is converted to a Final Charter School Apportionment (FCSA). The FCSA shall be based on SAB regulation allowances established at the time the project is converted and shall not exceed the maximum amounts in each category.

The Charter School Base Grant has been reduced from \$4,540,320 to \$3,527,866 and the Inflator Factor has been removed at the request of the applicant for financial soundness.

This approval is pending a current financial soundness determination from the California School Finance Authority.

SCHOOL DISTRICT DATA

Application No: 54/61424-00-007
School District: Chico Unified

County: Butte
Charter School: Inspire School of Arts and Sciences
School Name: Inspire School of Arts and Sciences

PROJECT DATA

PRELIMINARY GRANT DATA

Type of Project: High School
Pupils Assigned
 K-6:
 7-8:
 9-12:
Non-Severe:
 Severe:
Non-Toilet sq.ft.: 16,320
Toilet sq.ft.: 960
Applicant Filing Basis: District
Number of Classrooms: 14
Existing Acres: 7.0
Proposed Acres:
Recommended Acres: 23.2

Charter School Base Grant	\$3,680,640.00
Urban/Security/Impacted Site	917,679.00
Subtotal	<u>4,598,319.00</u>
Inflator Factor	781,714.00
Total State Project Share (50%)	5,380,033.00
CSFA Lease-Payment Amount	3,350,698.00
Charter School Cash Contribution	2,029,335.00
Total Project Cost	<u><u>\$10,760,066.00</u></u>

PROJECT FINANCING

State Share	
This Project	\$5,380,033.00
Charter School Share	
CSFA Lease Amount	3,350,698.00
Cash Contribution	2,029,335.00
Total Project Cost	<u><u>\$10,760,066.00</u></u>

HISTORY OF PROJECT COST AND APPORTIONMENT

	Fund Code	Proposition	Authorized This Action	Unfunded Approval This Action
<u>State Share</u>				
Charter School Grant	957-540	1D	\$3,087,580.00	\$3,087,580.00
Charter School Grant	951-540	51	2,292,453.00	2,292,453.00
<u>Charter School Share</u>				
CSFA Lease Amount	957-540	1D	3,350,698.00	3,350,698.00
Cash Contribution			2,029,335.00	
Total			<u><u>\$10,760,066.00</u></u>	<u><u>\$8,730,731.00</u></u>

Funding Source(s): Proposition 1D Bonds/2006-Nov.; Proposition 51 Bonds/2016-Nov.

The Applicant shall ensure that it is in compliance with all applicable laws, regulations and certifications it made on the program forms.

Based on the Board's action on June 5, 2017, this project is subject to the Grant Agreement submittal pursuant to School Facility Program Regulation Section 1859.90.4.

The Applicant is responsible for ensuring that the project is compliant with Prevailing Wage Monitoring and/or Labor Compliance Program requirements at the time construction contracts are executed and/or construction commenced.

The above Charter School Grant is a maximum reservation of funding for each of the construction and site acquisition amounts (50 percent State share amount) and is not intended to reflect the actual project costs at the time the project is converted to a Final Charter School Apportionment (FCSA). The FCSA shall be based on SAB regulation allowances established at the time the project is converted and shall not exceed the maximum amounts in each category.

This approval is pending a current financial soundness determination from the California School Finance Authority.

SCHOOL DISTRICT DATA

Application Number: 50/10199-00-022
 County: Los Angeles
 Financial Hardship: Yes

School District: Los Angeles County Office of Education
 School Name: Highland High
 Date of Financial Hardship Status: February 25, 1999

The District qualifies for financial hardship pursuant to SFP Regulation Section 1859.81(c)(3).

PURPOSE OF REPORT

To recommend accounting revisions to close out a completed project.

DESCRIPTION

A review of expenditures reported by the District has been made in accordance with School Facility Program (SFP) Regulation Section 1859.106 and the revisions indicated are necessary to close out this completed project. This is a Financial Hardship project and has savings in the amount of \$697,133.50. SFP Regulation Section 1859.103 states that “the State’s portion of any savings declared by the district or determined by the OPSC by audit must be used to reduce the SFP financial hardship grant of that project ... any interest earned on a financial hardship project not expended on eligible project expenditures will be treated as savings and will be used to reduce the SFP financial hardship grant for that project.” The District has concurred with the findings and has returned State funds in the amount of \$697,133.50.

Detail of Final Cost & Financing

Budget Item	Currently Approved	Required Change	Revised Approval
SFP New Construction	\$(36,598.50)	\$65,455.13	\$28,856.63
SFP SDC Severe	203,140.00	(174,283.38)	28,856.62
SFP Service Site	5,595.00	-	5,595.00
SFP Utilities	21,143.00	-	21,143.00
SFP Small School	24,377.00	-	24,377.00
SFP Financial Hardship	-	108,828.25	108,828.25
Total State Apportionment	\$217,656.50	\$0.00	\$217,656.50

Financing	Currently Approved	Required Change	Revised Approval
State (SFP)	\$217,656.50	\$(108,828.25)	\$108,828.25
Financial Hardship	-	108,828.25	108,828.25
District Contribution	-	-	-
Total Project Costs	\$217,656.50	\$0.00	\$217,656.50

RECOMMENDATIONS

1. Recognize that the District has already returned State funds in the amount of \$697,133.50.
2. This item supersedes the SAB approval of August 23, 2006.

SCHOOL DISTRICT DATA

Application Number: 50/72173-00-005
 County: Tulare
 Financial Hardship: Yes

School District: Sundale Union Elementary
 School Name: Sundale Elementary
 Date of Financial Hardship Status: June 8, 2011

The District qualifies for financial hardship pursuant to SFP Regulation Section 1859.81(c)(4).

PURPOSE OF REPORT

To recommend accounting revisions to close out a completed project.

DESCRIPTION

A review of expenditures reported by the District has been made in accordance with School Facility Program (SFP) Regulation Section 1859.106 and the revisions indicated are necessary to close out this completed project.

This is a Financial Hardship project and has savings in the amount of \$33,733.19. SFP Regulation Section 1859.103 states that “the State’s portion of any savings declared by the district or determined by the OPSC by audit must be used to reduce the SFP financial hardship grant of that project ... any interest earned on a financial hardship project not expended on eligible project expenditures will be treated as savings and will be used to reduce the SFP financial hardship grant for that project.” The District has concurred with the findings and agrees to return the State funds in the amount of \$33,733.19.

Detail of Final Cost & Financing

Budget Item	Currently Approved	Required Change	Revised Approval
SFP New Construction	\$1,146,905.00	\$(16,866.60)	\$1,130,038.40
SFP Service Site	158,237.00	-	158,237.00
SFP Utilities	17,803.00	-	17,803.00
SFP Small School	45,876.00	-	45,876.00
SFP Financial Hardship	1,652,091.00	(16,866.59)	1,635,224.41
SFP Project Assistance	5,705.00	-	5,705.00
SFP Fire Detection/Alarm	1,509.00	-	1,509.00
SFP High Performance	282,457.00	-	282,457.00
SFP Prevailing Wage Monitoring	4,146.00	-	4,146.00
Total State Apportionment	\$3,314,729.00	\$(33,733.19)	\$3,280,995.81

Financing	Currently Approved	Required Change	Revised Approval
State (SFP)	\$1,662,638.00	\$(16,866.60)	\$1,645,771.40
District Contribution	10,547.00	-	10,547.00
Financial Hardship	1,652,091.00	(16,866.59)	1,635,224.41
Total Project Costs	\$3,325,276.00	\$(33,733.19)	\$3,291,542.81

RECOMMENDATIONS

1. Approve a decrease of \$33,733.19 in the total project cost from \$3,325,276.00 to \$3,291,542.81.
2. Approve a decrease of \$16,866.60 in the State Apportionment [Bonds/2004-Mar.; 055-500] from \$1,662,638.00 to \$1,645,771.40.
3. Approve a decrease of \$16,866.59 in the Financial Hardship Contribution [Bonds/2004-Mar.; 055-500] from \$1,652,091.00 to \$1,635,224.41.
4. Require the District to return State funds in the amount of \$33,733.19.

SCHOOL DISTRICT DATA

Application Number: 53/64733-00-705
 County: Los Angeles
 Financial Hardship: No

School District: Los Angeles Unified
 School Name: Central Region High #13

PURPOSE OF REPORT

To recommend accounting revisions to close out a completed project.

DESCRIPTION

The District incurred additional eligible expenditures per SFP Regulation Sections 1859.74 and 1859.106 and may receive additional site acquisition, relocation assistance, and hazardous waste funding in the amount of \$21,860,264.00. The District was also over-funded for hazardous waste costs in the amount of \$1,498,937.00. The District has concurred with these findings and is eligible for an additional apportionment of the State share in the amount of \$10,180,663.00.

Detail of Final Cost & Financing

Budget Item	Currently Approved	Required Change	Revised Approval
SFP New Construction	\$29,221,101.00	-	\$29,221,101.00
SFP Multi Level Construction	3,159,372.00	-	3,159,732.00
SFP Site Acquisition	14,572,500.00	10,552,500.00	25,125,000.00
SFP Site Relocation	10,315.00	329,685.00	340,000.00
SFP Site Other	582,900.00	-	582,900.00
SFP Service Site	5,375,072.00	-	5,375,072.00
SFP General Site	1,505,982.00	-	1,505,982.00
SFP Offsite	2,641,572.00	-	2,641,572.00
SFP Utilities	345,915.00	-	345,915.00
SFP Urban Security	14,059,557.00		14,059,557.00
SFP Site DTSC Fee	11,012.00	47,947.00	58,959.00
SFP Site Hazardous Removal	4,868,461.00	(749,469.00)	4,118,992.00
SFP Fire Detection/Alarm	58,968.00	-	58,968.00
SFP Fire Sprinklers	449,631.00	-	449,631.00
SFP High Performance	897,088.00	-	897,088.00
SFP Labor Compliance Program	244,658.00	-	244,658.00
Total State Apportionment	\$78,004,464.00	\$10,180,663.00	\$88,185,127.00

Financing	Currently Approved	Required Change	Revised Approval
District Contribution	\$78,004,464.00	\$10,180,664.00	\$88,185,128.00
State (SFP)	78,004,464.00	10,180,663.00	88,185,127.00
Total Project Costs	\$156,008,928.00	\$20,361,327.00	\$176,370,255.00

RECOMMENDATIONS

1. Approve an increase of \$20,361,327.00 in the total project cost from \$156,008,928.00 to \$176,370,255.00.
2. Approve an increase of \$10,180,664.00 in the District Contribution from \$78,004,464.00 to \$88,185,128.00.
3. Approve an increase of \$10,180,663.00 in the State Apportionment [Bonds/2016-Nov.; 951-500] from \$78,004,464.00 to \$88,185,127.00.
4. Approve an unfunded approval in the amount of \$10,180,663.00.

SCHOOL DISTRICT DATA

Application Number: 54/64733-00-074
 County: Los Angeles
 Financial Hardship: No

School District: Los Angeles Unified
 School Name: Our Community School

PURPOSE OF REPORT

To recommend accounting revisions to close out a completed project.

DESCRIPTION

A review of expenditures reported by the District has been made in accordance with School Facility Program (SFP) Regulation Section 1859.106 and the revisions indicated are necessary to close out this completed project.

This is a Charter School Facilities Program (CSFP) project and has savings in the amount of \$15,811.28. SFP Regulation Section 1859.169.1 states “Projects funded under the CSFP do not generate savings pursuant to Section 1859.103. In addition, State funds remaining at the completion of the project may not be used to satisfy the local matching share obligation. Remaining funds must be returned to the State.” The Charter School has concurred with the findings and agrees to return the State funds in the amount of \$15,811.28.

Detail of Final Cost & Financing

Budget Item	Currently Approved	Required Change	Revised Approval
SFP Modernization	\$2,759,965.00	\$(7,905.64)	\$2,752,059.36
SFP CSFA Lease Amount	2,664,185.26	(7,905.64)	2,656,279.62
Total State Apportionment	\$5,424,150.26	\$(15,811.28)	\$5,408,338.98

Financing	Currently Approved	Required Change	Revised Approval
State (SFP)	\$2,759,965.00	\$(7,905.64)	\$2,752,059.36
CSFA Lease Amount	2,664,185.26	(7,905.64)	2,656,279.62
District Contribution	95,779.74	-	95,779.74
Total Project Costs	\$5,519,930.00	\$(15,811.28)	\$5,504,118.72

RECOMMENDATIONS

1. Approve a decrease of \$15,811.28 in the total project cost from \$5,519,930.00 to \$5,504,118.72.
2. Approve a decrease of \$7,905.64 in the State Apportionment [Bonds/2006-Nov; 057-540] from \$2,759,965.00 to \$2,752,059.36.
3. Approve a decrease of \$7,905.64 in the CSFA Lease Amount [Bonds/2006-Nov; 057-540] from \$2,664,185.26 to \$2,656,279.62.
4. Require the District to return State funds in the amount of \$15,811.28.

SCHOOL DISTRICT DATA

Application Number: 56/64733-00-019
 County: Los Angeles
 Financial Hardship: No

School District: Los Angeles Unified
 School Name: Fremont (John C.) Senior High

PURPOSE OF REPORT

To recommend accounting revisions to close out a completed project.

DESCRIPTION

A review of expenditures reported by the District has been made in accordance with School Facility Program (SFP) Regulation Section 1859.106 and the revisions indicated are necessary to close out this completed project. A review of expenditures reported by the District indicates that per SFP Regulation Sections 1859.74 and 1859.106, the District was over-funded for hazardous waste costs in the amount of \$546,111.37. The District has concurred with the findings and agrees to return the State funds in the amount of \$273,055.69.

Detail of Final Cost & Financing

Budget Item	Currently Approved	Required Change	Revised Approval
SFP New Construction	\$354,213.00	\$-	\$354,213.00
SFP Multi Level Construction	42,506.00	-	42,506.00
SFP Service Site	1,447,697.00	-	1,447,697.00
SFP Offsite	31,423.00	-	31,423.00
SFP Utilities	41,774.00	-	41,774.00
SFP Small School	42,506.00	-	42,506.00
SFP Urban Security	177,464.00	-	177,464.00
SFP Site Hazardous Removal	617,415.00	(273,055.69)	344,359.31
SFP High Performance	271,820.00	-	271,820.00
SFP Prevailing Wage Monitoring	3,784.00	-	3,784.00
Total State Apportionment	\$3,030,602.00	\$(273,055.69)	\$2,757,546.31

Financing	Currently Approved	Required Change	Revised Approval
District Contribution	\$3,030,602.00	\$(273,055.68)	\$2,757,546.32
State (SFP)	3,030,602.00	(273,055.69)	2,757,546.31
Total Project Costs	\$6,061,204.00	\$(546,111.37)	\$5,515,092.63

RECOMMENDATIONS

1. Approve a decrease of \$546,111.37 in the total project cost from \$6,061,204.00 to \$5,515,092.63.
2. Approve a decrease of \$273,055.68 in the District Contribution from \$3,030,602.00 to \$2,757,546.32.
3. Approve a decrease of \$273,055.69 in the State Apportionment [Bonds/2006-Nov.; 057-531] from \$3,030,602.00 to \$2,757,546.31.
4. Require the District to return State funds in the amount of \$273,055.69.

SCHOOL FACILITY PROGRAM

SUBSTANTIAL PROGRESS REDUCTION TO COSTS INCURRED

PURPOSE OF REPORT

To present School Facility Program (SFP) project apportionments to be reduced to eligible costs incurred.

DESCRIPTION

The SFP projects listed on the Attachment is a financial hardship District that received a separate design fund release. The District has either requested to have their projects reduced to costs incurred or has not met the substantial progress requirement or has indicated that they will be unable to move forward with the SFP projects listed on the Attachment. The District has requested that their apportionments be reduced to costs incurred to recognize eligible costs for the separate design phase.

AUTHORITY

Pursuant to Education Code Section 17076.10(b), sufficient evidence of substantial progress for the design, site and adjusted grant apportionments shall be due 18 months from the date any funds were released to the district. The SFP Regulation Section 1859.105 requires that when an apportionment is reduced to project costs incurred or rescinded, all State funds not used to finance eligible expenditures are to be returned to the State Allocation Board (SAB). The SFP Regulations also stipulate that interest earned on State funds, which is not used to finance eligible expenditures, is due to the SAB.

RECOMMENDATIONS

1. Find that the District is unable to meet the substantial progress requirements or indicated that they will be unable to move forward with the projects listed on the Attachment.
2. Reduce the funded apportionments to costs incurred for the projects listed on the Attachment.
3. Direct Staff to adjust the District baseline eligibility, according to the increases (identified in the "Pupils Returned to the District's Baseline" column) on the Attachment, once all funds due to the State have been received.

**ATTACHMENT
SCHOOL FACILITY PROGRAM
SUBSTANTIAL PROGRESS REDUCTION TO COSTS INCURRED
State Allocation Board Meeting, February 26, 2020**

Pupil Grant Adjustments

Grant Adjustments

Type of Grant	District County Application Number	Type of Original Pupils Assigned to Apportionment	Number of Original Pupils Assigned to Apportionment	Number of Pupils Returned to the District's Baseline	State/FH Contribution	District Contribution	Interest	Amount of Eligible Expenditures	Reduction in Apportionment
Design Grant	Winship-Robbins School District* Sutter 57/71456-00-002	K-6 7-8	63 5	52 4	\$ 85,363.00	\$ 0.00	\$ 0.00	\$ 96,583.00	\$ 11,220.00
Design Grant	Winship-Robbins School District** Sutter 57/71456-00-003	K-6 7-8	19 6	15 5	\$ 22,814.00	\$ 0.00	\$ 0.00	\$ 28,912.00	\$ 6,098.00

**Total of Reduction
in Apportionment: \$ 17,318.00**

*This is a Financial Hardship project and the net overspent amount of \$11,220.00 must be returned to the State to reduce the Financial Hardship contribution on this project.

**This is a Financial Hardship project and the net overspent amount of \$6,098.00 must be returned to the State to reduce the Financial Hardship contribution on this project.

Facility Hardship / Rehabilitation Program

FACILITY HARDSHIP / REHABILITATION PROGRAM

SCHOOL DISTRICT DATA

School District: Chico Unified
Application Number: 58/61424-00-001
Total District Enrollment: 14,358
County: Butte

School Name: Nord Country School
Project Grade Level: K-8
Financial Hardship: No

TYPE OF REQUEST

State Allocation Board (Board) approval for placement on the Unfunded List (Lack of AB 55 Loans) for a School Facility Program (SFP) Facility Hardship rehabilitation project.

Total Project Cost: \$480,324.00
Cost to the State: \$288,194.00

DESCRIPTION

DESCRIPTION OF HEALTH AND SAFETY THREAT

The water supply at Nord Country School is provided by a well system which provides domestic water and fire protection. In a letter dated July 25, 2017, the Butte County Environmental Health Department issued a compliance order finding "that the system is not in compliance with the primary drinking water standard by exceeding the nitrate MCL and thus cannot provide a reliable and adequate supply of pure, wholesome, healthful, and potable water." As a stopgap measure, the school is relying on multiple reverse osmosis treatment fixtures to decontaminate the existing domestic water supply, however the Butte County Environmental Health Department and the State Water Board have indicated that this is not a permanent long-term solution to mitigate the existing health and safety threat.

SCOPE OF PROJECT

The scope of this project includes the abandonment of the existing water well that is 200 feet deep and the construction of a replacement water well at a depth of 800 feet. At this greater depth, the nitrate levels in the water table are reduced below the accepted threshold of 10.0 milligrams per liter.

STATUS OF SCHOOL SITE

The District anticipates beginning construction in the summer of 2020.

QUALIFYING CRITERIA

GOVERNMENT/STATE LEVEL OCCURENCE

The Butte County Environmental Health Department has provided a written concurrence that supports the industry specialist's findings and recommended work to mitigate the health and safety threat.

Staff Supports the District's Request: Yes

SITE VISIT COMPLETED BY STAFF

Staff accepted detailed reports and photographs from an industry specialist in lieu of a site visit.

AUTHORITY

See Attachment A

RECOMMENDATION

Approve the District's request for an unfunded approval to properly abandon the existing water system and construct a new well at the Nord Country School site, pursuant to the SFP Regulation Section 1859.83(e) as shown on Attachment B.

AUTHORITY

Education Code (EC) Section 17075.10(a) states:

A school district may apply for hardship assistance in cases of extraordinary circumstances. Extraordinary circumstances may include, but are not limited to, the need to repair, reconstruct, or replace the most vulnerable school facilities that are identified as a Category 2 building, as defined in the report submitted pursuant to Section 17317, determined by the department to pose an unacceptable risk of injury to its occupants in the event of a seismic event.

SFP Regulation Section 1859.82 states, "A district is eligible for facility hardship funding to repair, replace, or construct new classrooms and related facilities if the district demonstrates there is an unmet need for pupil housing or the condition of the facilities, or the lack of facilities, is a threat to the health and safety of the pupils."

SFP Regulation Section 1859.82(a)(1) provides for Facility Hardship grant funding when:

The facilities are needed to ensure the health and safety of the pupils if the district can demonstrate to the satisfaction of the Board that the health and safety of the pupils is at risk. Factors to be considered by the Board shall include the close proximity to a major freeway, airport, electrical facility, high power transmission lines, dam, pipeline, industrial facility, adverse air quality emission or other health and safety risks, including structural deficiencies required by the DSA to be repaired, seismic mitigation of the Most Vulnerable Category 2 Buildings as verified by the DSA, traffic safety or because the pupils reside in remote areas of the district and transportation to existing facilities is not possible or poses a health and safety risk.

SFP Regulation Section 1859.82(a)(1)(A)(1) states,

If the total cost to remain in the classroom or related facility is 50 percent or less than the Current Replacement Cost, the district may qualify for either grant below, as applicable:

- a. Modernization Excessive Cost Hardship Grant for Rehabilitation Costs pursuant to Section 1859.83(e), or
- b. A grant not to exceed 50 percent of the cost estimate that has been reviewed and approved by the OPSC and approved by the Board for seismic repair.

Regulation Section 1859.83(e) states:

Excessive Cost for rehabilitation of facilities the Board has determined are a health and safety risk to the pupils pursuant to Section 1859.82(a)(1) and the cost/benefit analysis to mitigate the problem and remain in the facility is less than 50 percent of the Current Replacement Cost of the facility. The cost/benefit analysis shall not include increased costs associated with high performance related costs or components, with the exception of those high performance components that were pre-existing in the classroom or related facility. If the district qualifies, the district is eligible for funding of Rehabilitation Costs as a modernization project. If the Approved Application is received on or before April 29, 2002, the grant amount provided is 80 percent of the amount of the cost estimate required in Section 1859.82(a)(1) that has been reviewed by the OPSC and approved by the Board. If the Approved Application is received after April 29, 2002, the grant amount provided is 60 percent of the amount of the cost estimate required in Section 1859.82(a)(1) that has been reviewed by the OPSC and approved by the Board. An additional grant may be provided for high performance incentive pursuant to Section 1859.77.4 provided that the high performance points attained are

ATTACHMENT A

related to the scope of the Facility Hardship project. For any project funded in whole or in part from Proposition 47 or Proposition 55 for which the construction contract is awarded prior to January 1, 2012, the district may be eligible for the funding provided to initiate and enforce a LCP as prescribed in Section 1859.78.1(a). For any project for which the construction contract is awarded on January 1, 2012 through June 19, 2014, the grant may be adjusted in the manner prescribed in Section 1859.78.1(b) and subject to the limitations established in Section 1859.78.1(c).

SCHOOL DISTRICT DATA

Application No: 58/61424-00-001
School District: Chico Unified

County: Butte
School Name: Nord Country School

PROJECT DATA

Type of Project: Elementary School **Application Filing Basis:** Site Specific
 Pupils Assigned (Under 50 Yrs)
 K-6:
 7-8: **Recommended Acres:** 6.8
 9-12: **Existing Acres:** 5
Non-Severe:
Severe:
 Financial Hardship Requested: No
 Alternative Education School: No

ADJUSTED GRANT DATA

Rehabilitation	\$288,194.00
Total State Share (60%)	288,194.00
District Share (40%)	192,130.00
Total Project Cost	\$480,324.00

PROJECT FINANCING

State Share	
This Project	\$288,194.00
District Share	
Cash Contribution	192,130.00
Financial Hardship	
Total Project Cost	\$480,324.00

HISTORY OF PROJECT COST AND APPORTIONMENT

	Fund Code	Proposition	Previously Authorized	Authorized This Action	Unfunded Approval This Action
<u>State Share</u>					
Modernization/Additional Grant	951-570	51		\$ 288,194.00	\$ 288,194.00
<u>District Share</u>					
Cash Contribution				\$ 192,130.00	
Total				\$ 480,324.00	\$ 288,194.00

Funding Source(s): Proposition 51 Bonds/2016-Nov.

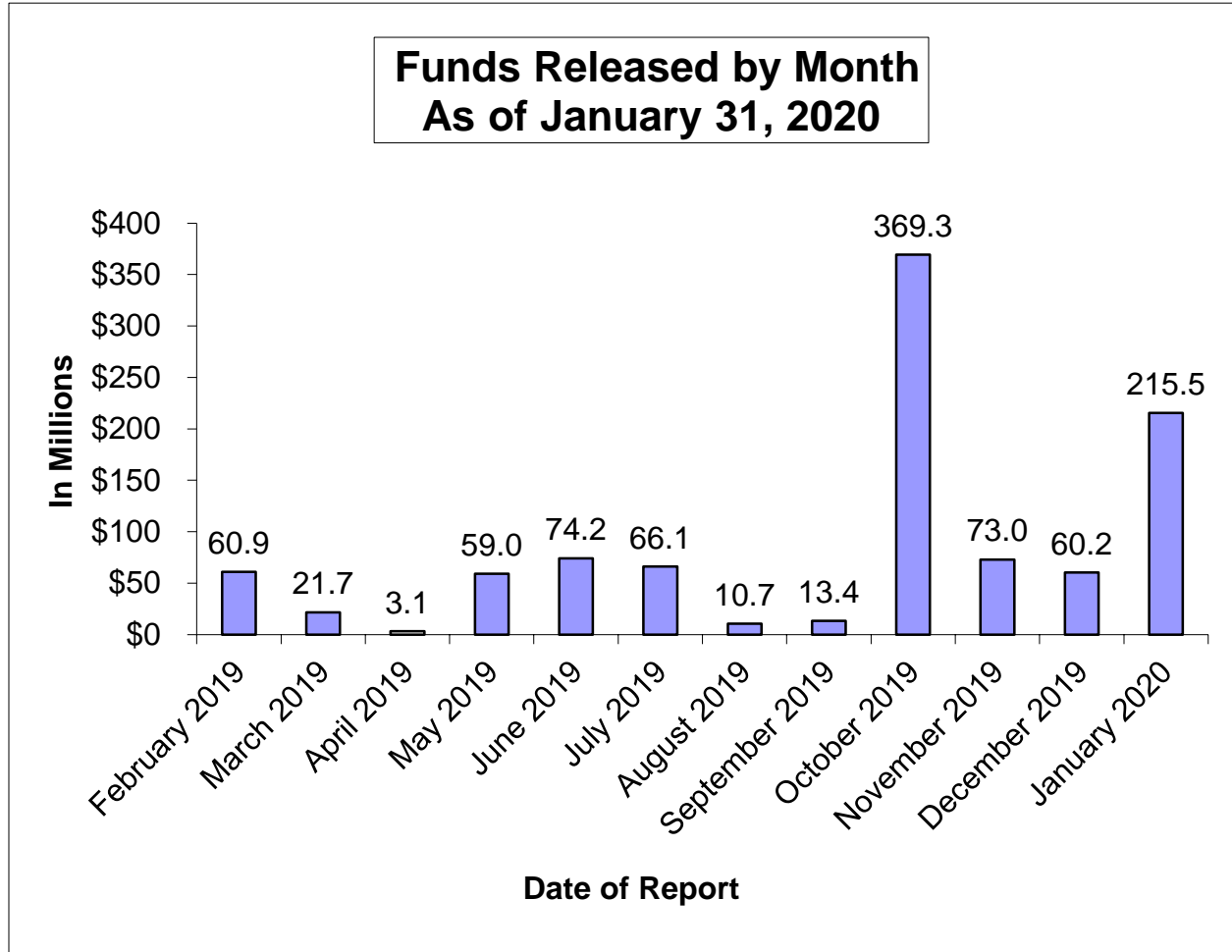
Pursuant to the Board's action on March 11, 2009, this application has been approved and placed on the Unfunded List (Lack of AB 55 Loans). This approval does not constitute a guarantee or commitment of future State funding.

The District shall ensure that it is in compliance with all applicable laws, regulations and certifications it made on the program forms.

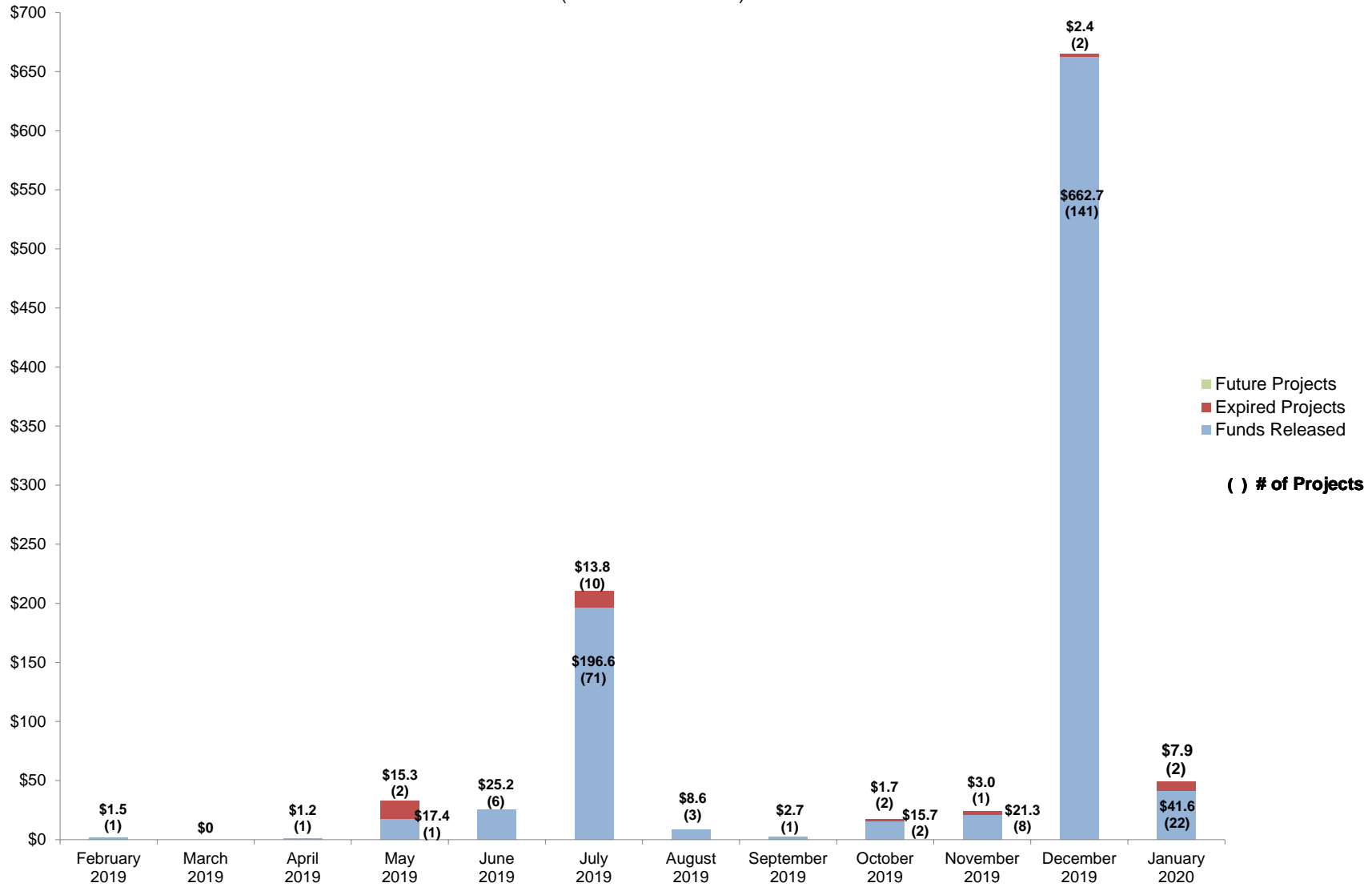
Based on the Board's action on June 5, 2017, this project is subject to the Grant Agreement submittal pursuant to School Facility Program Regulation Section 1859.90.4.

The District is responsible for ensuring that the project is compliant with Prevailing Wage Monitoring and/or Labor Compliance Program requirements at the time construction contracts are executed and/or construction commenced.

STATUS OF FUND RELEASES



**Status of School Facility Program Apportionments Set to Expire
due to Time Limit on Fund Release, as of January 22, 2020 SAB
(in millions of dollars)**



*There is 1 project (51/63610-00-002) for \$2.4 million that was apportioned at the 08/15/2018 SAB; The TLOFR date is 02/15/2020
 *There are 3 projects for \$5.3 million that was apportioned 09/25/2019 SAB; The TLOFR dates are 02/18/2020, 02/19/2020 & 02/23/2020
 *There is 1 project (54/64733-00-102) for \$14.9 million that was apportioned at the 09/25/2019 SAB; The TLOFR date is 03/23/2020
 *There are 6 projects for \$10.5 million that was apportioned at the 04/24/2019 SAB; the TLOFR date is 04/24/2020
 *There are 2 projects (51/75028-00-001 and 51/75028-00-002) for \$19.2 million that were apportioned at the 1/23/2019 SAB; The TLOFR date is 07/23/2020
 * There is 1 project (51/75028-00-002) for \$5 million that was apportioned at the 02/27/2019 SAB, The TLOFR date is 08/27/2020
 * There are 38 projects for \$63.1 million that was apportioned at the 09/25/2019 SAB; TLOFR date is 09/24/2020
 *There is 1 project (57/61531-00-003) for \$5.3 million that was apportioned 04/24/2019 SAB, the TLOFR date is 10/24/2020
 *There are 4 projects for \$1.2 million that were apportioned at the 09/25/2019 SAB; TLOFR date is 03/25/2021
 *There is 1 project (51/75028-00-002) for \$3.6 million dollar that was apportioned on 01/22/20 SAB, the TLOFR date is 07/22/2021
 These projects will be added to the TLOFR chart at a later date.

SCHOOL FACILITY PROGRAM
Available Funds (in Millions) As of February 26, 2020

Prop. 51 - \$7 Billion - November 2016									
Program	Original Bond Allocation	Remaining Bond Authority as of January 22, 2020	Estimated Approvals for February 26, 2020	Special Items/PIF	Remaining Bond Authority as of February 26, 2020 (excludes Unfunded Approvals)	Accumulated Unfunded Approvals as of January 22, 2020	Estimated Unfunded Approvals for February 26, 2020	Special Items/PIF	Remaining Bond Authority as of February 26, 2020 (includes Unfunded Approvals)
New Construction	\$3,000.0	\$1,979.5			\$1,979.5	-\$452.6	-\$307.3		\$1,219.6
Modernization	3,000.0	2,413.7			2,413.7	-311.8	-118.7		1,983.2
Career Technical Education	500.0	284.6			284.6	-26.3			258.3
Charter School	500.0	423.5			423.5	-420.5	-2.3		0.7
SUBTOTAL	\$7,000.0	\$5,101.3	\$0.0	\$0.0	\$5,101.3 ^A	-\$1,211.2	-\$428.3	\$0.0	\$3,461.8
Prop. 1D - \$7.3 Billion - November 2006									
Program	Original Bond Allocation	Remaining Bond Authority as of January 22, 2020	Estimated Approvals for February 26, 2020	Special Items/PIF	Remaining Bond Authority as of February 26, 2020 (excludes Unfunded Approvals)	Accumulated Unfunded Approvals as of January 22, 2020	Estimated Unfunded Approvals for February 26, 2020	Special Items/PIF	Remaining Bond Authority as of February 26, 2020 (includes Unfunded Approvals)
New Construction	\$1,900.0	\$5.3			\$5.3				\$5.3
Seismic Repair		2.7			2.7				2.7
Modernization	3,300.0	1.8			1.8				1.8
Career Technical Education	500.0	14.1			14.1				14.1
High Performance Schools	100.0	0.7			0.7				0.7
Overcrowding Relief	1,000.0	11.9	\$0.3		12.2	-\$10.7			1.5
Charter School	500.0	158.1			158.1	-145.4	-\$12.2		0.5
Joint Use	57.5 ^B	0.0			0.0				0.0
SUBTOTAL	\$7,357.5	\$194.6	\$0.3	\$0.0	\$194.9 ^A	-\$156.1	-\$12.2	\$0.0	\$26.6
Prop. 55 - \$10 Billion - March 2004									
Program	Original Bond Allocation	Remaining Bond Authority as of January 22, 2020	Estimated Approvals for February 26, 2020	Special Items/PIF	Remaining Bond Authority as of February 26, 2020 (excludes Unfunded Approvals)	Accumulated Unfunded Approvals as of January 22, 2020	Estimated Unfunded Approvals for February 26, 2020	Special Items/PIF	Remaining Bond Authority as of February 26, 2020 (includes Unfunded Approvals)
New Construction	\$4,965.8 ^C	\$2.9 ^D			\$2.9	-\$0.8			\$2.1 ^F
Modernization	2,250.0	0.5			0.5	-0.2			0.3
Critically Overcrowded Schools	2,440.0	0.0			0.0				0.0
Charter School	300.0	15.9			15.9	-13.4			2.5 ^F
Joint Use	66.7 ^E	0.0			0.0				0.0
SUBTOTAL	\$10,022.5	\$19.3	\$0.0	\$0.0	\$19.3 ^A	-\$14.4	\$0.0	\$0.0	\$4.9
TOTAL PAGE 1	\$24,380.0	\$5,315.2	\$0.3	\$0.0	\$5,315.5	-\$1,381.7	-\$440.5	\$0.0	\$3,493.3

A. Balance of bonding authority excludes unfunded approvals.

B. The original bond allocation of \$29 million augmented by \$21 million from Prior Bond Funds to Joint Use at the 06/27/07 SAB meeting and \$7.5 million at the 7/23/08 SAB meeting pursuant to Assembly Bill 127, Chapter 35, Statutes of 2006 (Perata/Nunez).

C. The original bond allocation of \$4,960,000,000 augmented by \$5,831,911 from Prior Bonds at the 10/6/2010 SAB meeting.

D. It includes the transfer of Critically Overcrowded School Facilities Program Funds to New Construction (transfers in Prop. 55 includes: \$268.8 million approved at the 1/25/2006 SAB meeting, \$318.3 million approved at the 9/23/2009 SAB meeting, \$225 million approved at the 8/4/2010 SAB meeting, \$211.7 million approved at the 12/15/2010 SAB meeting, \$145 million at the 4/25/2012 SAB meeting, \$30.4 million after the 3/20/2013 SAB meeting, and \$32,297 after the 3/26/2014 SAB meeting per SFP Regulation Sections 1859.154 (c)).

E. Original bond allocation of \$50,000,000 augmented by \$15,547,233 from the State School Building Aid Fund at the 2/28/2007 SAB meeting and by \$1,232,224 from Prior Bonds at the 10/6/2010 SAB meeting.

F. Total authority is not available at this time. There are outstanding accounts receivables. For Proposition 1D \$240,799.48 for Modernization and \$90,398.26 for ORG. For Proposition 55, \$915,506.70 for New Construction, and \$870,211.93 for Charter.

SCHOOL FACILITY PROGRAM
Available Funds (in Millions) As of February 26, 2020

Prop. 47 - \$11.4 Billion - November 2002									
Program	Original Bond Allocation	Remaining Bond Authority as of January 22, 2020	Estimated Approvals for February 26, 2020	Special Items/PIF	Remaining Bond Authority as of February 26, 2020 (excludes Unfunded Approvals)	Accumulated Unfunded Approvals as of January 22, 2020	Estimated Unfunded Approvals for February 26, 2020	Special Items/PIF	Remaining Bond Authority as of February 26, 2020 (includes Unfunded Approvals)
New Construction	\$6,250.0	\$0.9			\$0.9				\$0.9 ^B
Modernization	3,300.0	0.3			0.3	-\$0.3			0.0
Critically Overcrowded Schools	1,700.0	0.0			0.0				0.0
Charter School	100.0	10.7			10.7	-7.2			3.5
Joint Use	50.0	0.0			0.0				0.0
SUBTOTAL	\$11,400.0	\$11.9	\$0.0	\$0.0	\$11.9^A	-\$7.5	\$0.0	\$0.0	\$4.4

Prop. 1A - \$6.7 Billion - November 1998									
Program	Original Bond Allocation	Remaining Bond Authority as of January 22, 2020	Estimated Approvals for February 26, 2020	Special Items/PIF	Remaining Bond Authority as of February 26, 2020 (excludes Unfunded Approvals)	Accumulated Unfunded Approvals as of January 22, 2020	Estimated Unfunded Approvals for February 26, 2020	Special Items/PIF	Remaining Bond Authority as of February 26, 2020 (includes Unfunded Approvals)
New Construction	\$2,900.0	\$0.6			\$0.6	-\$0.6			\$0.0
Modernization	2,100.0	0.0			0.0				0.0
Hardship	1,000.0	1.0			1.0	-1.0			0.0
Class Size Reduction	700.0	0.0			0.0				0.0
SUBTOTAL	\$6,700.0	\$1.6	\$0.0	\$0.0	\$1.6^A	-\$1.6	\$0.0	\$0.0	\$0.0
TOTAL PAGE 2	\$18,100.0	\$13.5	\$0.0	\$0.0	\$13.5	-\$9.1	\$0.0	\$0.0	\$4.4
TOTAL FROM PAGE 1	\$24,380.0	\$5,315.2	\$0.3	\$0.0	\$5,315.5	-\$1,381.7	-\$440.5	\$0.0	\$3,493.3
GRAND TOTAL	\$42,480.0	\$5,328.7	\$0.3	\$0.0	\$5,329.0	-\$1,390.8	-\$440.5	\$0.0	\$3,497.7

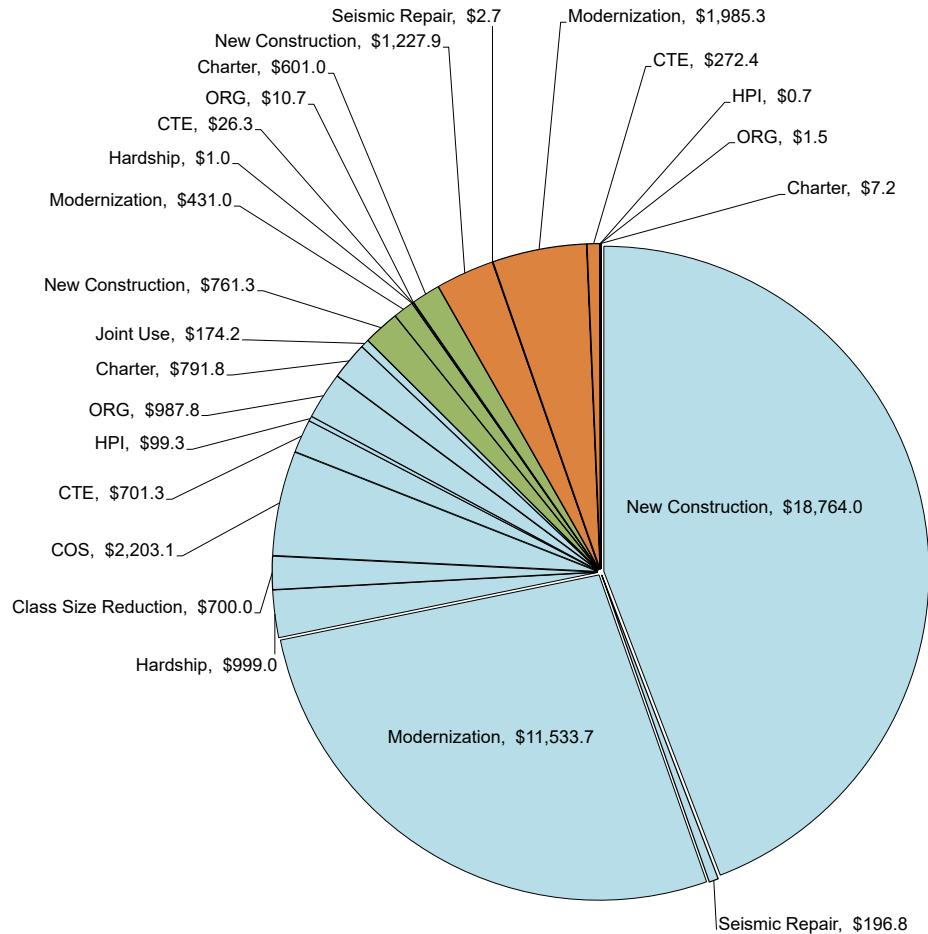
Full-Day Kindergarten Facilities Grant Program (FDKFGP)

Program	Appropriation	Remaining Bond Authority as of January 22, 2020	Estimated Approvals for February 26, 2020	Miscellaneous Adjustments for February 26, 2020	Remaining Authority as of February 26, 2020
Chapter 32, Statutes of 2018 (AB 1808) - Full-Day Kindergarten (FY 18/19)	\$100.0	\$3.2			\$3.2
Chapter 51, Statutes of 2019 (SB 75) - Full-Day Kindergarten (FY 19/20)	\$300.0	\$298.7			\$298.7
TOTAL	\$400.0	\$301.9	\$0.0	\$0.0	\$301.9

A. Balance of Bonding Authority Excludes Unfunded Approvals.

B. Total authority is not available at this time. There are outstanding accounts receivables of \$145,650.76 for New Construction in Proposition 47.

Proposition 51, 1D, 55, 47, and 1A Bond Authority - \$42.480 billion (in millions of dollars)

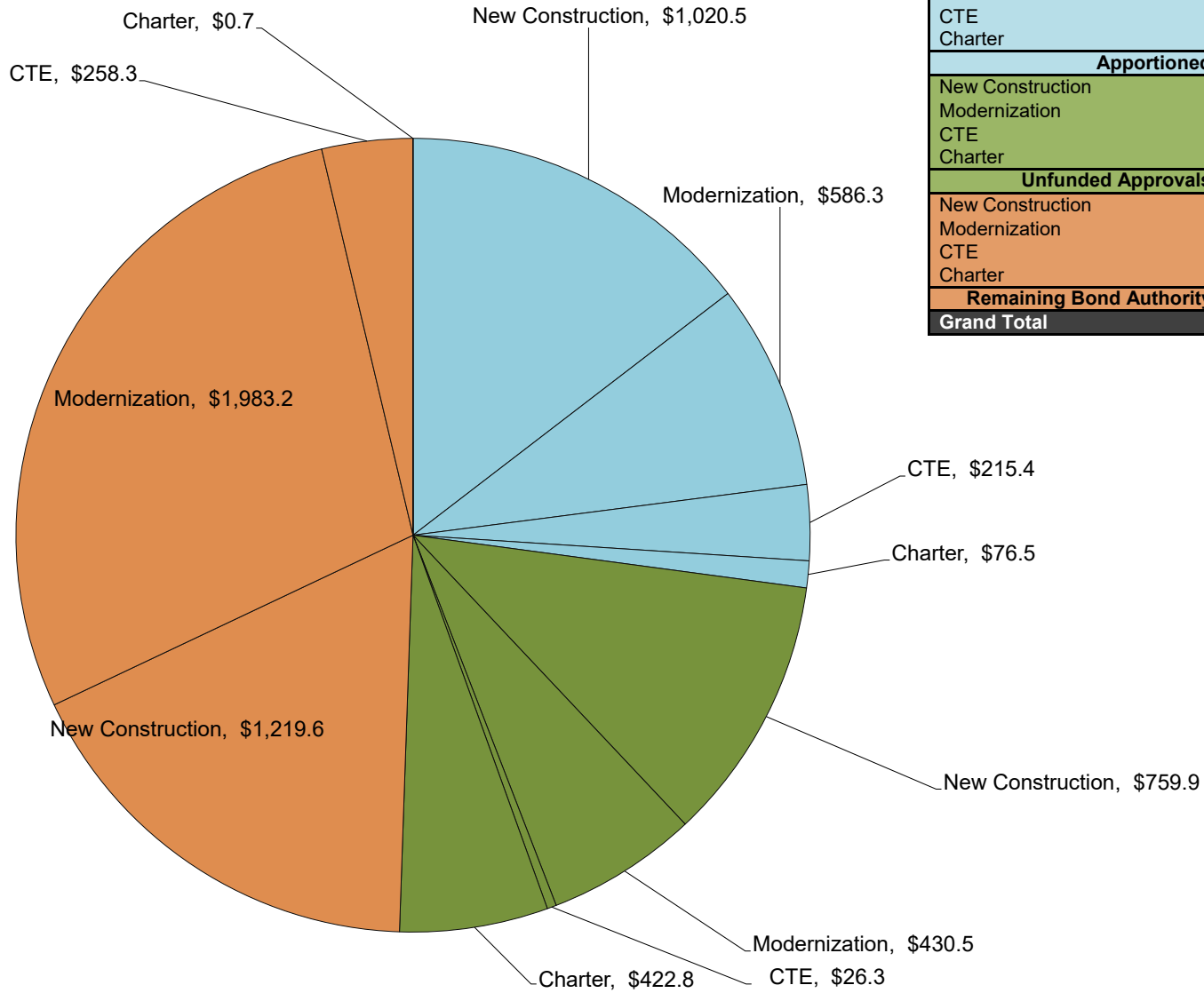


Proposition 51, 1D, 55, 47, and 1A Totals		
New Construction*	\$	18,764.0
Seismic Repair	\$	196.8
Modernization	\$	11,533.7
Hardship	\$	999.0
Class Size Reduction	\$	700.0
COS	\$	2,203.1
CTE	\$	701.3
HPI	\$	99.3
ORG	\$	987.8
Charter	\$	791.8
Joint Use	\$	174.2
Apportioned	\$	37,151.0
		87.5%
New Construction	\$	761.3
Seismic Repair	\$	-
Modernization	\$	431.0
Hardship	\$	1.0
Class Size Reduction	\$	-
COS	\$	-
CTE	\$	26.3
HPI	\$	-
ORG	\$	10.7
Charter	\$	601.0
Joint Use	\$	-
Unfunded Approvals	\$	1,831.3
		4.3%
New Construction	\$	1,227.9
Seismic Repair	\$	2.7
Modernization	\$	1,985.3
Hardship	\$	-
Class Size Reduction	\$	-
COS	\$	-
CTE	\$	272.4
HPI	\$	0.7
ORG	\$	1.5
Charter	\$	7.2
Joint Use	\$	-
Remaining Bond Authority	\$	3,497.7
		8.2%
Grand Total	\$	42,480
		100.0%

*Includes Energy Efficiency, Small High Schools, Seismic Repair, and the transfer of Critically Overcrowded School Facilities Program Funds to New Construction (\$700 million and \$68.1 million from Prop. 47; \$268.8 million, \$318.3 million, \$225 million, \$211.7 million, \$145 million, and \$30.4 million from Prop. 55). Also, Prop 55 includes \$5.8 million from the Lease Purchase Program on October 6, 2010.

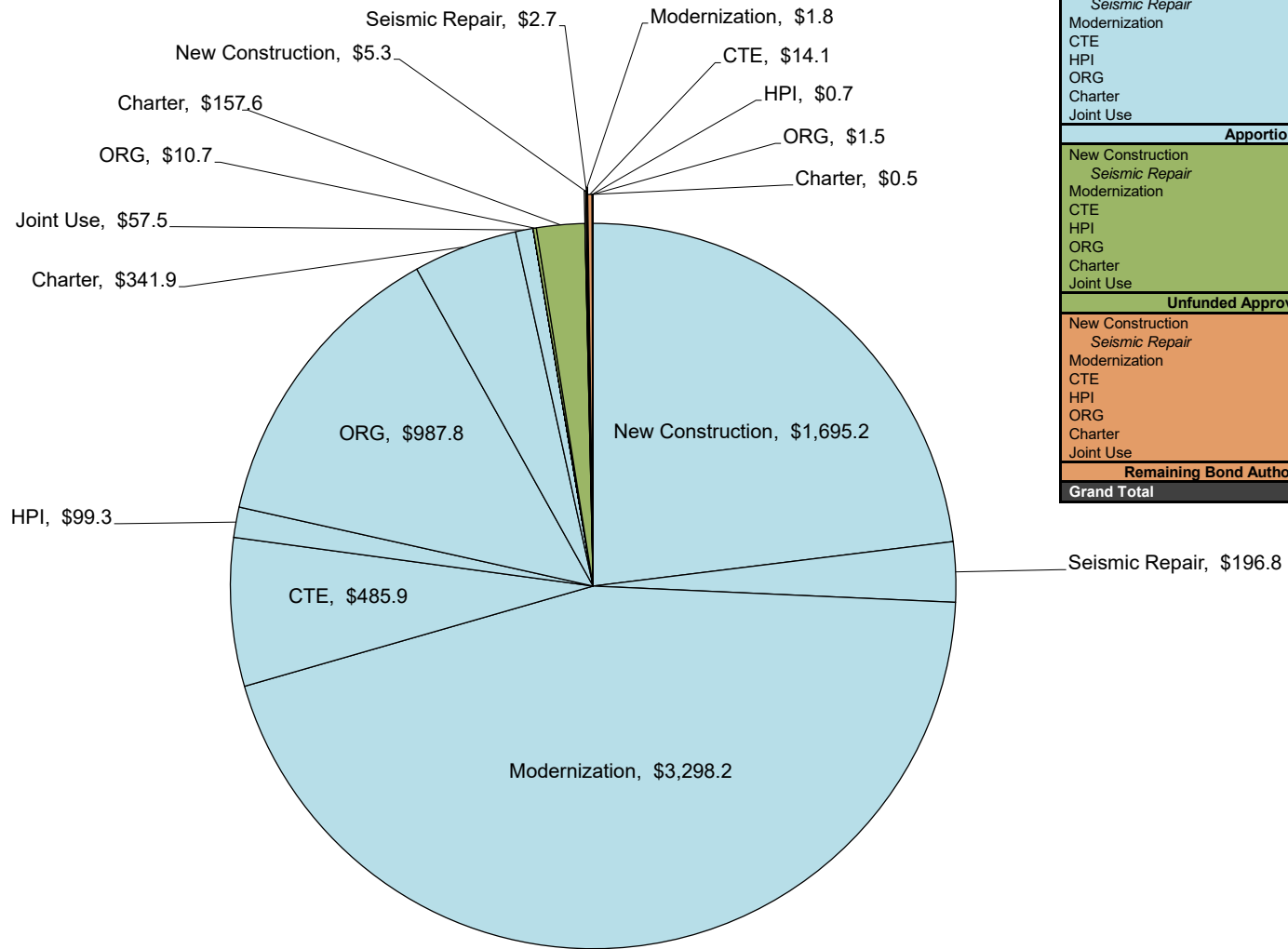
Proposition 51 Bond Authority - \$7.000 billion

(in millions of dollars)



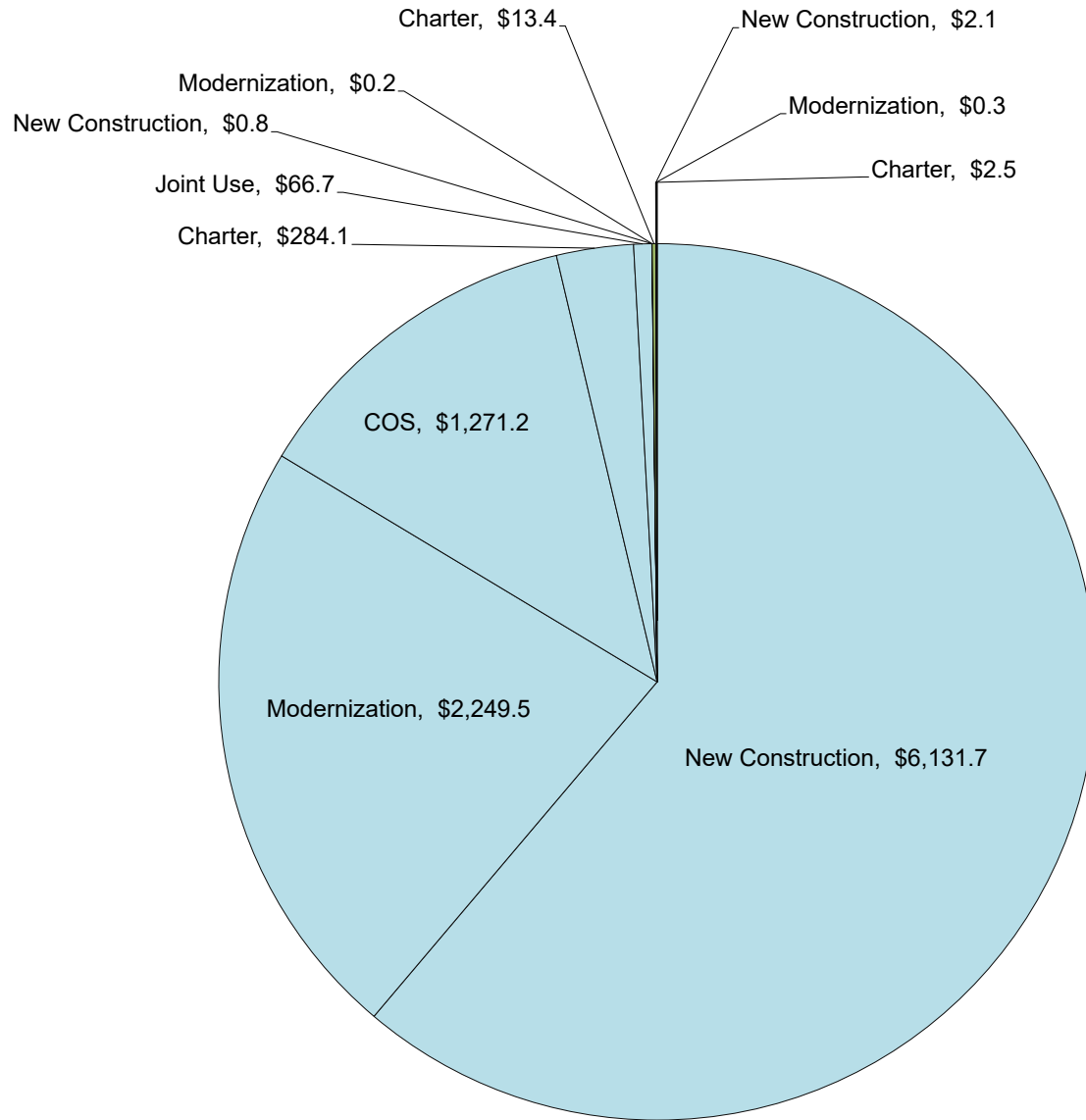
Proposition 51 Totals		
New Construction	\$ 1,020.5	
Modernization	\$ 586.3	
CTE	\$ 215.4	
Charter	\$ 76.5	
Apportioned	\$ 1,898.7	27.1%
New Construction	\$ 759.9	
Modernization	\$ 430.5	
CTE	\$ 26.3	
Charter	\$ 422.8	
Unfunded Approvals	\$ 1,639.5	23.4%
New Construction	\$ 1,219.6	
Modernization	\$ 1,983.2	
CTE	\$ 258.3	
Charter	\$ 0.7	
Remaining Bond Authority	\$ 3,461.8	49.5%
Grand Total	\$ 7,000	100.0%

Proposition 1D Bond Authority - \$7.358 billion (in millions of dollars)



Proposition 1D Totals		
New Construction	\$	1,695.2
<i>Seismic Repair</i>	\$	196.8
Modernization	\$	3,298.2
CTE	\$	485.9
HPI	\$	99.3
ORG	\$	987.8
Charter	\$	341.9
Joint Use	\$	57.5
Apportioned	\$	7,162.6
		97.4%
New Construction	\$	-
<i>Seismic Repair</i>	\$	-
Modernization	\$	-
CTE	\$	-
HPI	\$	-
ORG	\$	10.7
Charter	\$	157.6
Joint Use	\$	-
Unfunded Approvals	\$	168.3
		2.3%
New Construction	\$	5.3
<i>Seismic Repair</i>	\$	2.7
Modernization	\$	1.8
CTE	\$	14.1
HPI	\$	0.7
ORG	\$	1.5
Charter	\$	0.5
Joint Use	\$	-
Remaining Bond Authority	\$	26.6
		0.4%
Grand Total	\$	7,358
		100.0%

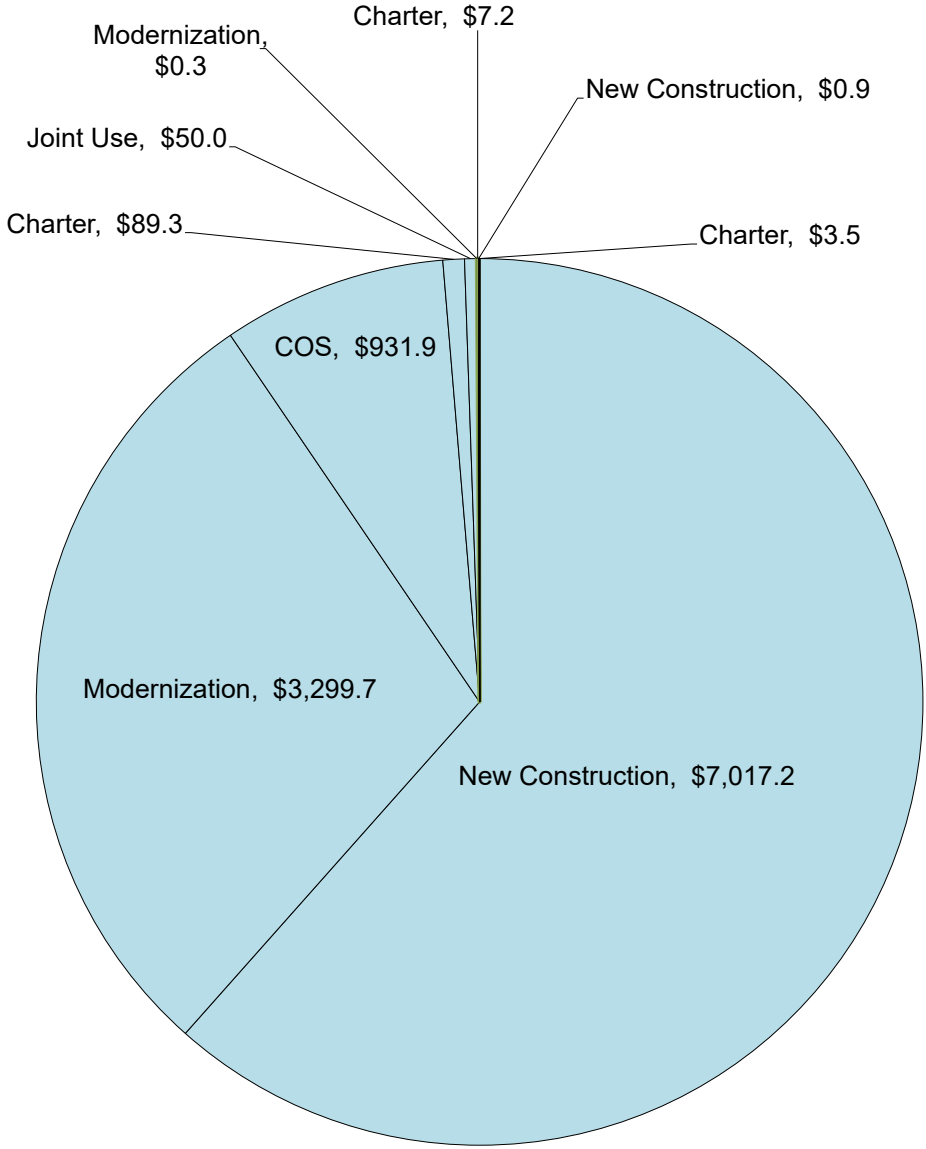
Proposition 55 Bond Authority - \$10.023 billion (in millions of dollars)



Proposition 55 Totals		
New Construction	\$ 6,131.7	
Modernization	\$ 2,249.5	
COS	\$ 1,271.2	
Charter	\$ 284.1	
Joint Use	\$ 66.7	
Apportioned	\$ 10,003.2	99.8%
New Construction	\$ 0.8	
Modernization	\$ 0.2	
COS	\$ -	
Charter	\$ 13.4	
Joint Use	\$ -	
Unfunded Approvals	\$ 14.4	0.1%
New Construction	\$ 2.1	
Modernization	\$ 0.3	
COS	\$ -	
Charter	\$ 2.5	
Joint Use	\$ -	
Remaining Bond Authority	\$ 4.9	0.0%
Grand Total	\$ 10,023	100.0%

Proposition 47 Bond Authority - \$11.400 billion

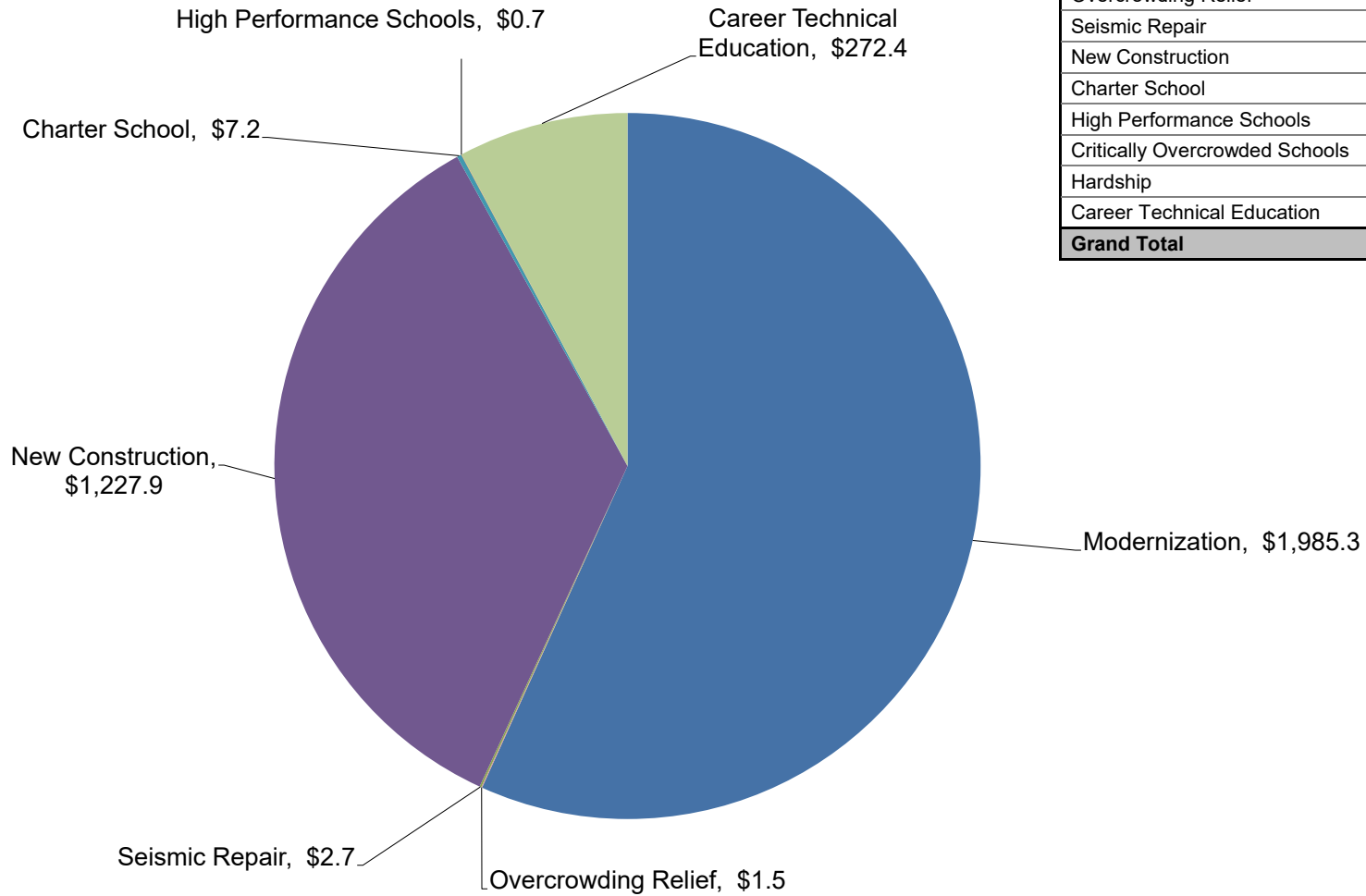
(in millions of dollars)



Proposition 47 Totals		
New Construction	\$ 7,017.2	
Modernization	\$ 3,299.7	
COS	\$ 931.9	
Charter	\$ 89.3	
Joint Use	\$ 50.0	
Apportioned	\$ 11,388.1	99.9%
New Construction	\$ -	
Modernization	\$ 0.3	
COS	\$ -	
Charter	\$ 7.2	
Joint Use	\$ -	
Unfunded Approvals	\$ 7.5	0.1%
New Construction	\$ 0.9	
Modernization	\$ -	
COS	\$ -	
Charter	\$ 3.5	
Joint Use	\$ -	
Remaining Bond Authority	\$ 4.4	0.0%
Grand Total	\$ 11,400	100.0%

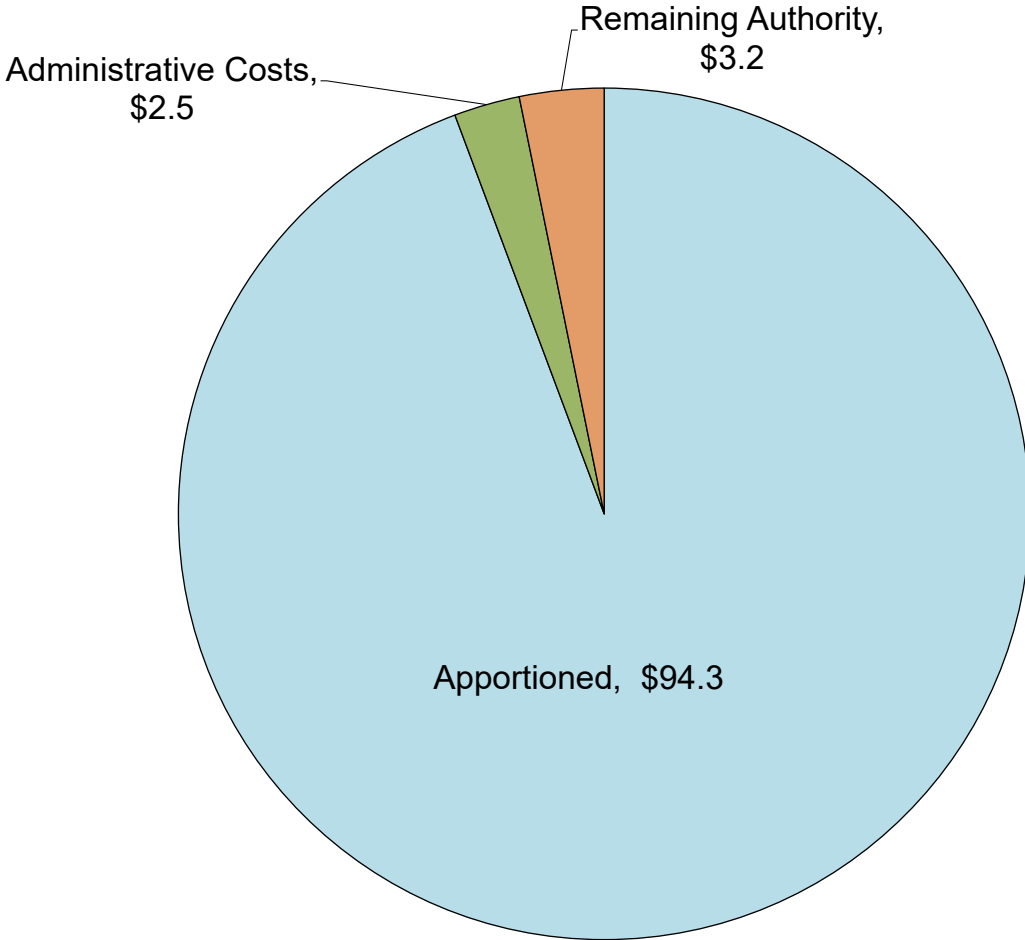
Remaining Bond Authority - \$3,497.7 million

(by program, in millions)
As of February 26, 2020 SAB

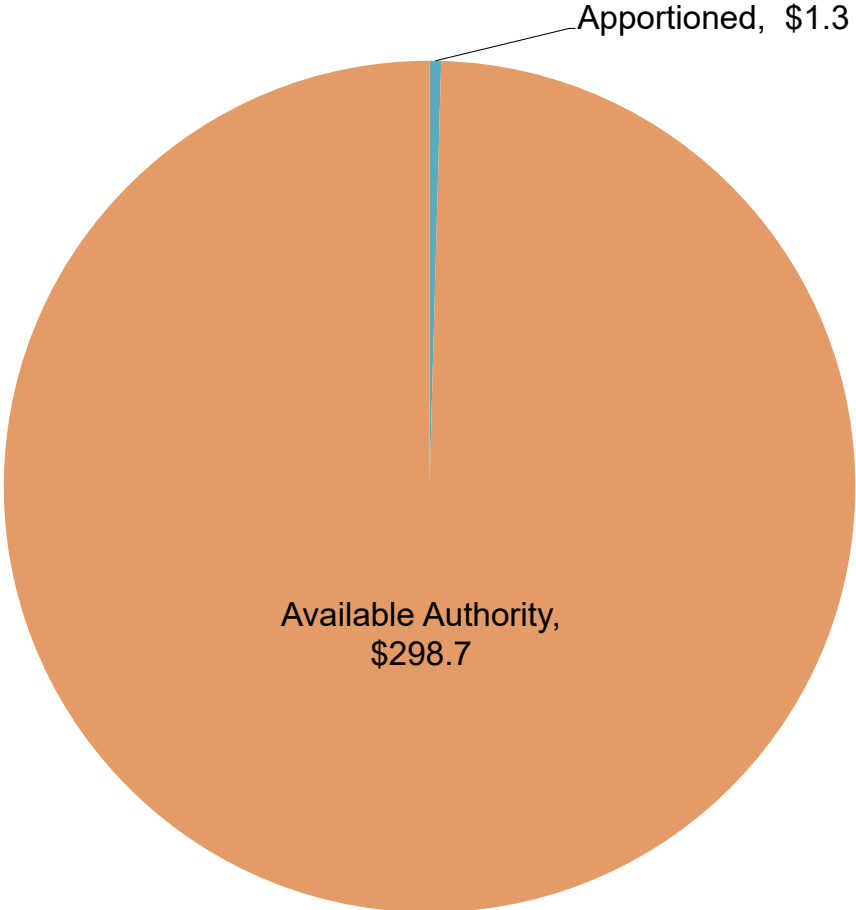


Remaining Bond Authority (in millions)	
Modernization	\$ 1,985.3
Overcrowding Relief	\$ 1.5
Seismic Repair	\$ 2.7
New Construction	\$ 1,227.9
Charter School	\$ 7.2
High Performance Schools	\$ 0.7
Critically Overcrowded Schools	\$ -
Hardship	\$ -
Career Technical Education	\$ 272.4
Grand Total	\$ 3,497.7

Full-Day Kindergarten Facilities Grant Program (FDKFGP)
FY 2018/2019
Authority - \$100 million

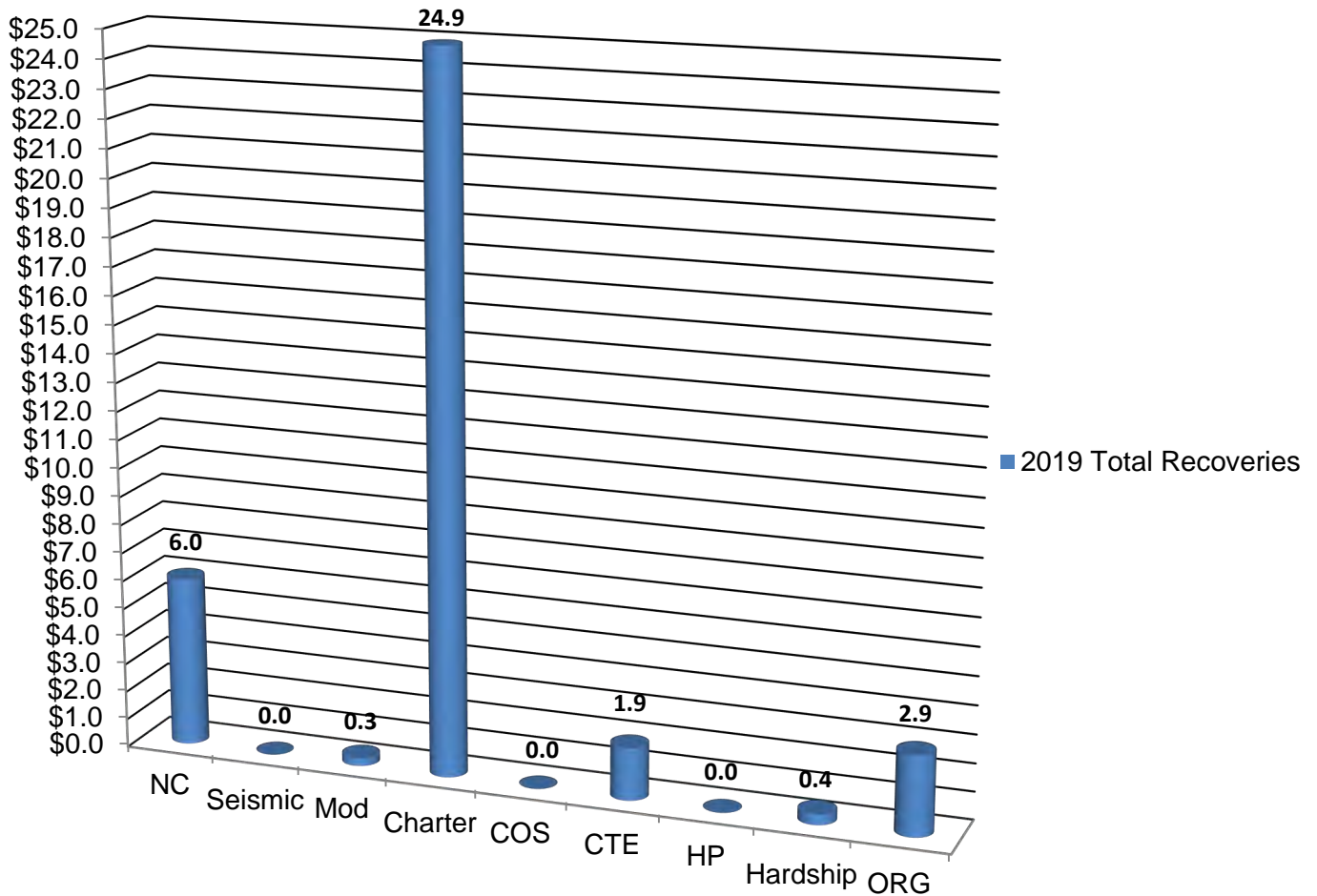


Full-Day Kindergarten Facilities Grant Program (FDKFGP)
FY 2019/2020
Authority - \$300 million



Fund Recoveries* – 2019

(Totals represented in millions of dollars)



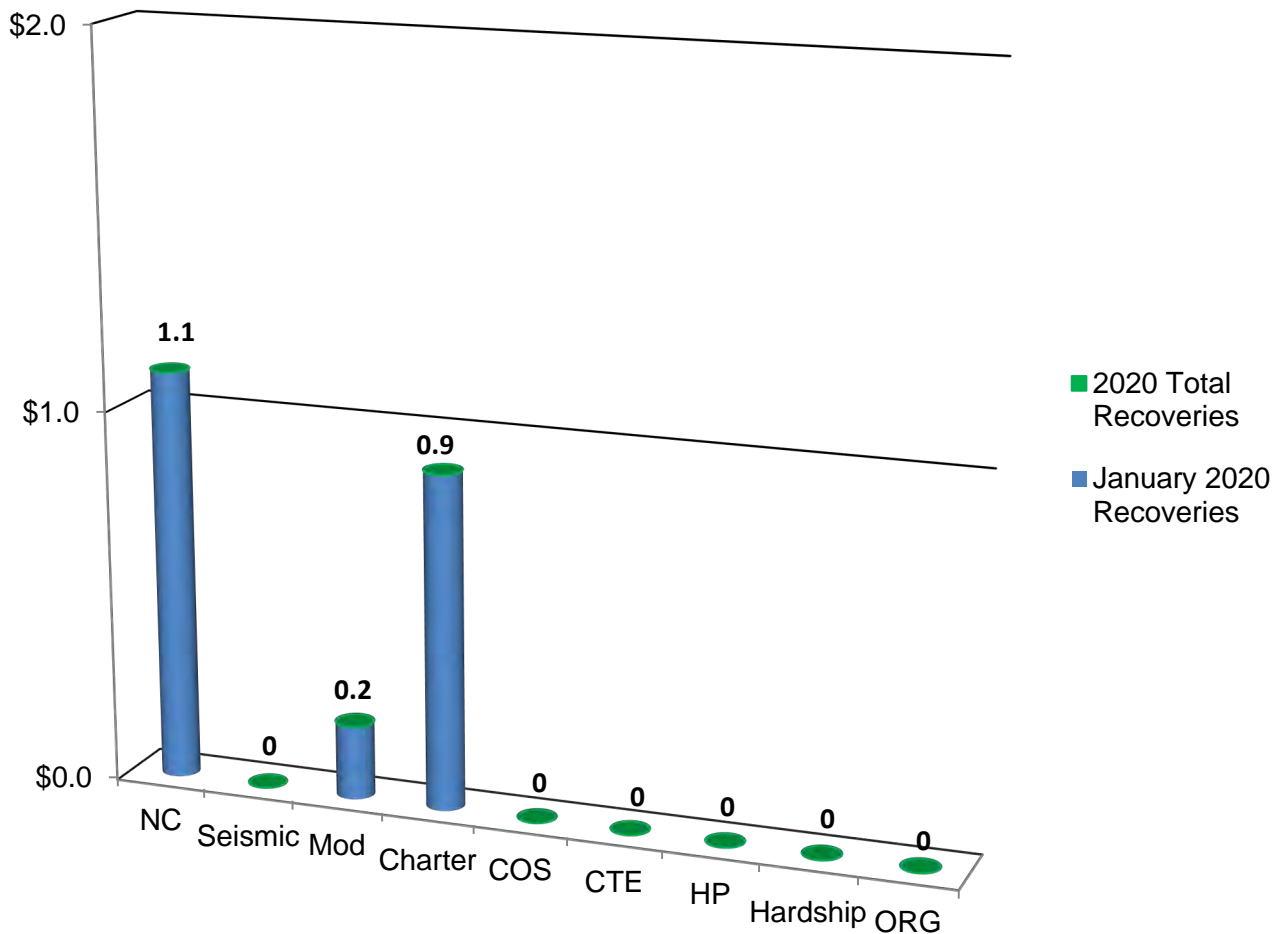
	2019 Totals**
NC	\$6,027,076
<i>Seismic</i>	\$0
Modernization	\$276,518
Charter	\$24,859,238
COS	\$31,739
CTE	\$1,896,615
HP	\$0
Hardship	\$368,398
ORG	\$2,931,768
Total	\$36,391,352

*Includes bond proceeds returned (authority may not be available) to the program through reductions to cost incurred, close-outs, loan repayments, rescissions and special education local plan area transfers.

** 2019 Totals does not reflect any reallocation of authority. For current availability of bond authority, see Status of Funds.

Fund Recoveries* – as of January 22, 2020 SAB

(Totals represented in millions of dollars)



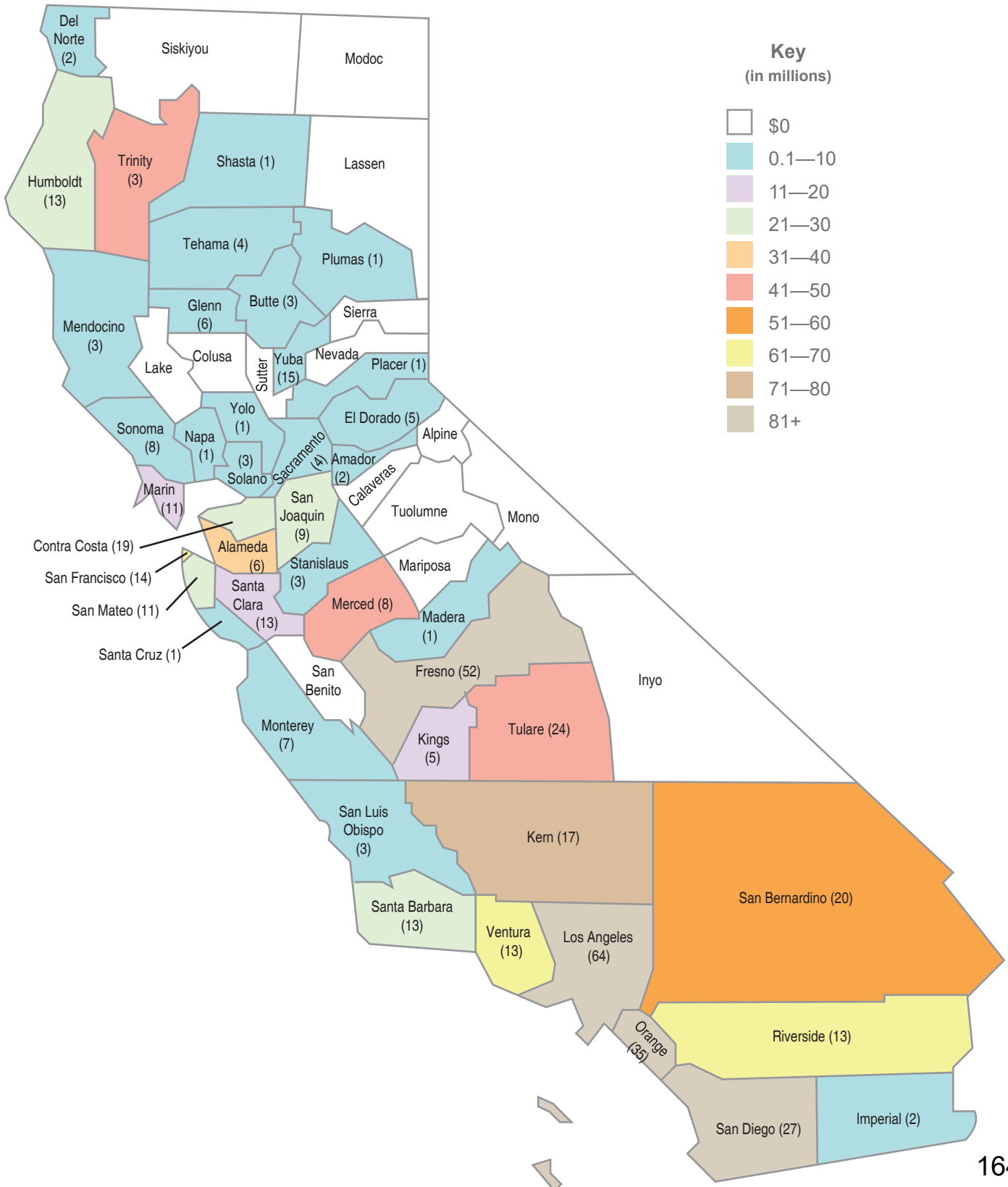
January 2020	1A	47	55	1D	51	January Totals	2020 Totals**
NC	\$3,514	\$149,165	\$915,507	\$0	\$0	\$1,068,186	\$1,068,186
Seismic	\$0	\$0	\$0	\$0	\$0	\$0	\$0
Modernization	\$0	\$0	\$0	\$240,799	\$0	\$240,799	\$240,799
Charter	\$0	\$301,474	\$365,730	\$206,733	\$0	\$873,937	\$873,937
COS	\$0	\$0	\$0	\$0	\$0	\$0	\$0
CTE	\$0	\$0	\$0	\$0	\$0	\$0	\$0
HP	\$0	\$0	\$0	\$0	\$0	\$0	\$0
Hardship	\$0	\$0	\$0	\$0	\$0	\$0	\$0
ORG	\$0	\$0	\$0	\$0	\$0	\$0	\$0
Total						\$2,182,922	\$2,182,922

*Includes bond proceeds returned (authority may not be available) to the program through reductions to cost incurred, close-outs, loan repayments, rescissions and special education local plan area transfers.

** 2020 Totals does not reflect any reallocation of authority. For current availability of bond authority, see Status of Funds.

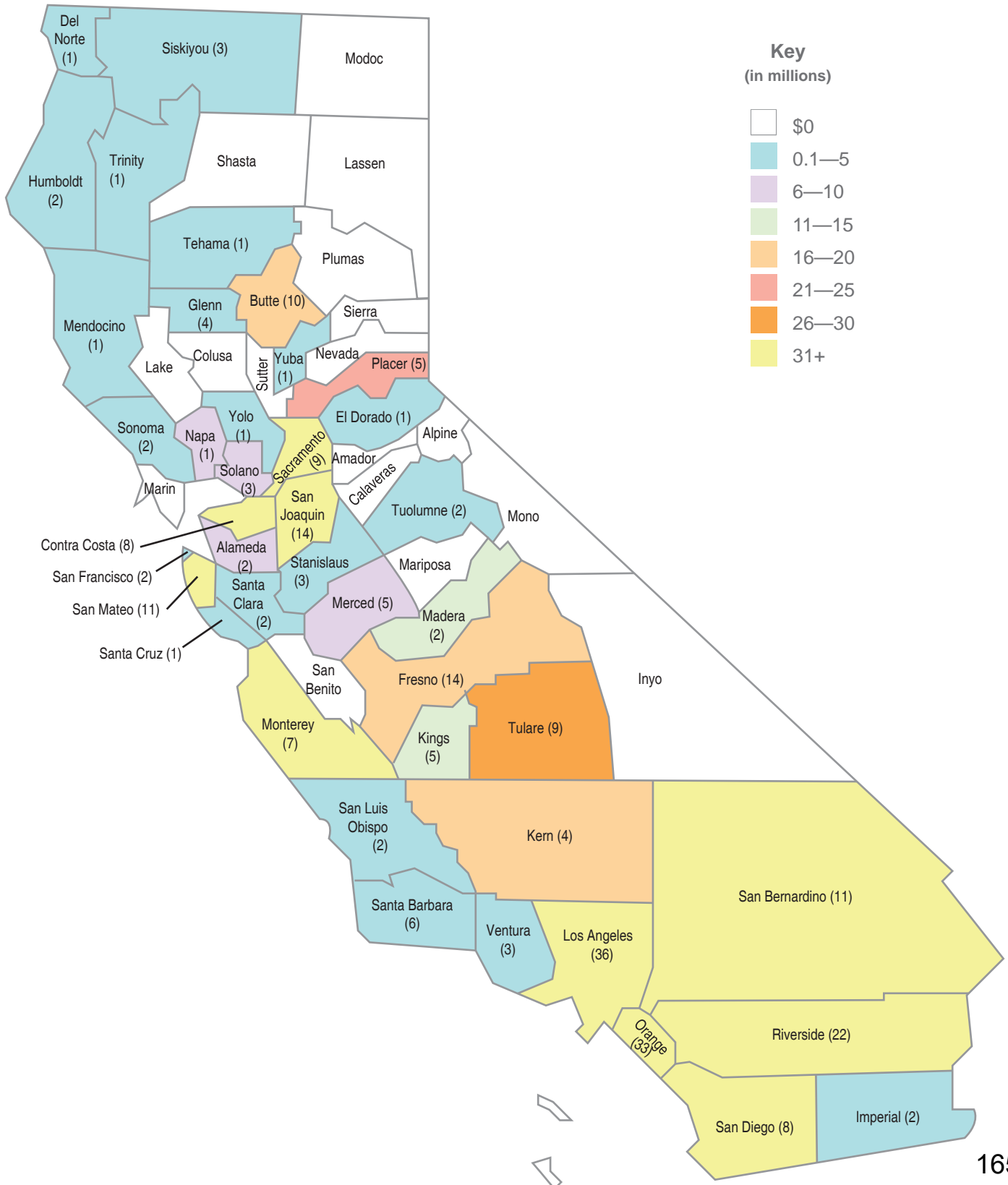
School Facility Program Proposition 51 Apportionments by County

The graphic below displays the amount Apportioned (\$1,537.7 million) for 467 School Facility Program projects from 188 school districts as of January 31, 2020. The data includes only bond authority provided by Proposition 51 approved by voters in November 2016.



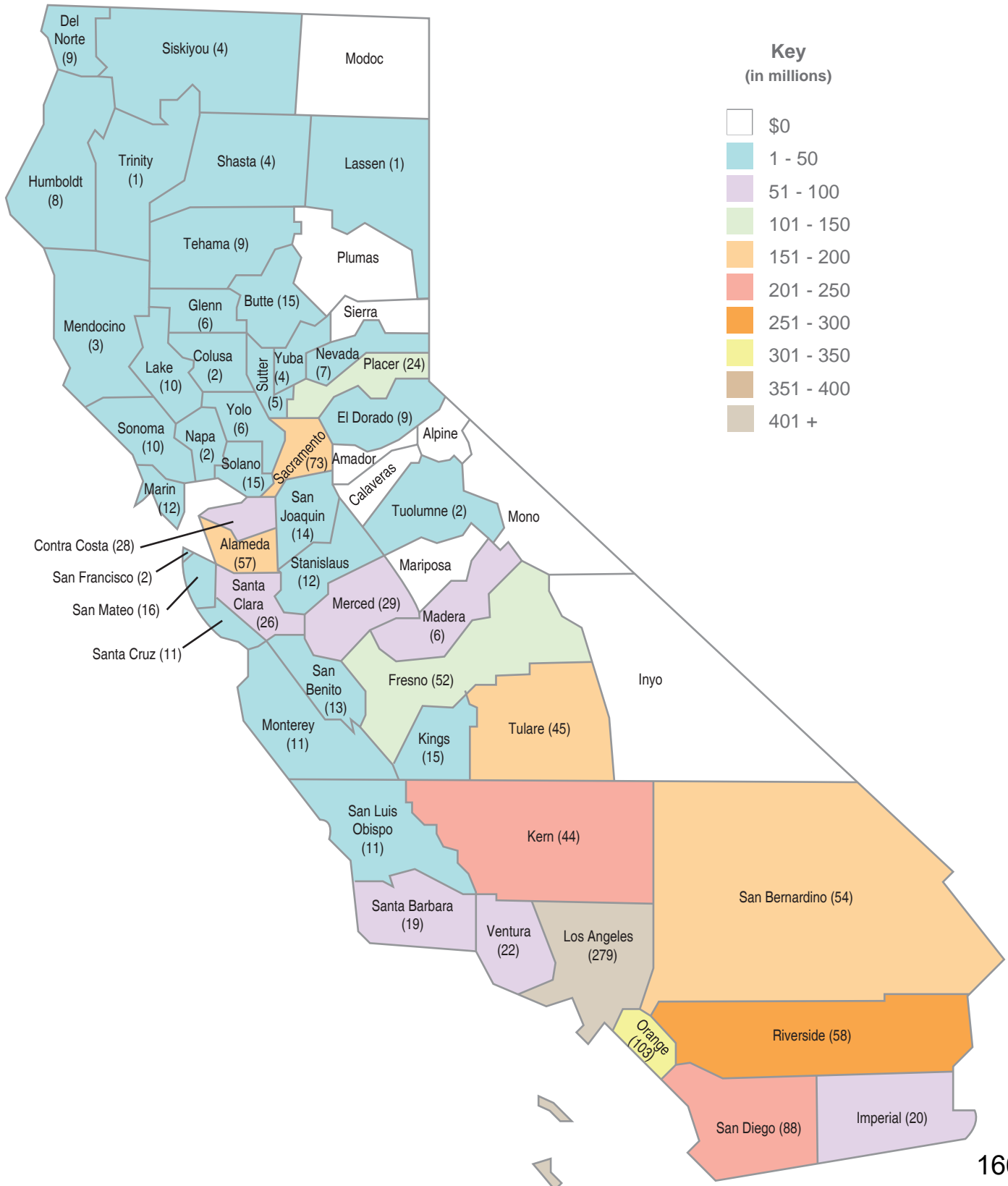
School Facility Program Proposition 51 Unfunded Approvals by County

The graphic below displays the amount of Unfunded Approvals (\$760.0 million) for 258 School Facility Program projects from 122 school districts as of January 31, 2020. The data includes only bond authority provided by Proposition 51 approved by voters in November 2016.



School Facility Program Proposition 51 Current Workload by County

The graphic below displays the Office of Public School Construction's Workload List for New Construction and Modernization (\$3,774.6 million) for 1,277 School Facility Program projects from 328 school districts as of January 31, 2020. The projects are anticipated to be allocated from bond authority provided by Proposition 51 approved by voters in November 2016.



Proposition 51 Distribution

As of 1/31/2020

County	<u>Apportioned</u> Project Count	<u>Apportioned</u> Dollar Amount	<u>Unfunded</u> Project Count	<u>Unfunded</u> Dollar Amount	<u>Workload</u> Project Count	<u>Workload</u> Dollar Amount
Alameda	6	\$35,030,426.00	2	\$9,856,580.00	57	\$199,781,622.01
Alpine	0	\$ -	0	\$ -	0	\$ -
Amador	2	\$5,892,241.00	0	\$ -	0	\$ -
Butte	3	\$8,964,544.00	10	\$19,029,637.00	15	\$21,034,566.60
Calaveras	0	\$ -	0	\$ -	0	\$ -
Colusa	0	\$ -	0	\$ -	2	\$3,251,881.80
Contra Costa	19	\$25,428,992.56	8	\$35,973,531.00	28	\$69,478,135.20
Del Norte	2	\$520,227.00	1	\$212,901.60	9	\$4,152,420.55
El Dorado	5	\$4,657,914.00	1	\$183,374.00	9	\$19,416,400.00
Fresno	52	\$180,128,113.45	14	\$18,754,807.00	52	\$130,221,942.25
Glenn	6	\$7,754,565.00	4	\$3,778,927.00	6	\$11,211,685.80
Humboldt	13	\$27,353,669.60	2	\$477,041.44	8	\$7,635,402.65
Imperial	2	\$2,293,257.00	2	\$4,674,665.00	20	\$54,450,735.85
Inyo	0	\$ -	0	\$ -	0	\$ -
Kern	17	\$73,457,045.27	4	\$18,812,254.00	44	\$207,208,812.65
Kings	5	\$12,629,156.00	5	\$11,935,846.00	15	\$24,583,583.45
Lake	0	\$ -	0	\$ -	10	\$12,212,485.00
Lassen	0	\$ -	0	\$ -	1	\$38,056.00
Los Angeles	64	\$157,229,491.11	36	\$96,844,886.00	279	\$752,441,132.40
Madera	1	\$41,985.00	2	\$13,127,514.00	6	\$54,237,641.70
Marin	11	\$16,937,115.00	0	\$ -	12	\$18,206,727.40
Mariposa	0	\$ -	0	\$ -	0	\$ -
Mendocino	3	\$939,142.00	1	\$1,801,010.00	3	\$4,370,414.40
Merced	8	\$41,965,085.00	5	\$10,764,091.00	29	\$54,844,398.85
Modoc	0	\$ -	0	\$ -	0	\$ -
Mono	0	\$ -	0	\$ -	0	\$ -
Monterey	7	\$10,639,242.47	7	\$42,887,358.00	11	\$39,165,675.80
Napa	1	\$442,693.00	1	\$8,546,627.00	2	\$1,346,472.00
Nevada	0	\$ -	0	\$ -	7	\$6,996,559.95
Orange	35	\$290,969,262.56	33	\$100,173,586.00	103	\$345,148,069.40
Placer	1	\$822,519.00	5	\$22,587,238.00	24	\$121,796,367.55
Plumas	1	\$526,164.00	0	\$ -	0	\$ -
Riverside	13	\$67,657,063.00	22	\$41,232,977.00	58	\$277,329,076.80
Sacramento	4	\$8,227,886.00	9	\$45,883,737.96	73	\$180,113,317.60
San Benito	0	\$ -	0	\$ -	13	\$48,972,828.20
San Bernardino	20	\$60,403,771.00	11	\$46,487,746.66	54	\$155,379,272.70
San Diego	27	\$147,844,652.88	8	\$59,183,284.00	88	\$246,700,631.30
San Francisco	14	\$64,008,300.00	2	\$3,510,569.11	2	\$3,171,961.20
San Joaquin	9	\$30,044,692.00	14	\$49,373,572.00	14	\$44,576,593.65
San Luis Obispo	3	\$4,696,221.00	2	\$526,601.32	11	\$26,748,043.20
San Mateo	11	\$23,345,359.00	11	\$32,868,813.00	16	\$41,843,278.40
Santa Barbara	13	\$23,809,730.50	6	\$5,319,722.00	19	\$87,385,104.00
Santa Clara	13	\$19,846,588.00	2	\$2,724,739.41	26	\$55,429,527.40
Santa Cruz	1	\$308,740.00	1	\$204,498.00	11	\$16,395,547.80

Proposition 51 Distribution

As of 1/31/2020

County	<u>Apportioned</u> Project Count	<u>Apportioned</u> Dollar Amount	<u>Unfunded</u> Project Count	<u>Unfunded</u> Dollar Amount	<u>Workload</u> Project Count	<u>Workload</u> Dollar Amount
Shasta	1	\$451,339.00	0	\$ -	4	\$4,965,296.20
Sierra	0	\$ -	0	\$ -	0	\$ -
Siskiyou	0	\$ -	3	\$3,182,195.00	5	\$4,278,755.65
Solano	3	\$2,404,885.00	3	\$8,430,600.00	15	\$33,894,180.80
Sonoma	8	\$8,593,499.00	2	\$2,637,069.00	10	\$17,242,514.80
Stanislaus	3	\$6,107,998.00	3	\$4,953,096.00	12	\$17,477,588.10
Sutter	0	\$ -	0	\$ -	5	\$24,376,064.80
Tehama	4	\$6,813,808.29	0	\$ -	9	\$19,536,119.75
Trinity	3	\$47,133,074.00	1	\$50,508.60	1	\$3,719,508.00
Tulare	24	\$45,312,520.00	9	\$26,739,006.40	45	\$197,287,556.10
Tuolumne	0	\$ -	2	\$3,571,831.00	2	\$3,822,481.20
Ventura	13	\$63,199,798.00	3	\$1,958,642.00	22	\$85,931,658.20
Yolo	1	\$1,053,910.00	1	\$766,343.00	6	\$10,417,233.20
Yuba	15	\$1,861,917.00	0	\$ -	4	\$4,374,651.20
Total	467	\$ 1,537,748,601.69	258	\$ 760,027,425.50	1,277	\$ 3,774,599,979.51

School Facility Program Bond Authority from Proposition 51

(in millions of dollars, as of January 31, 2020)

New Construction

Legend

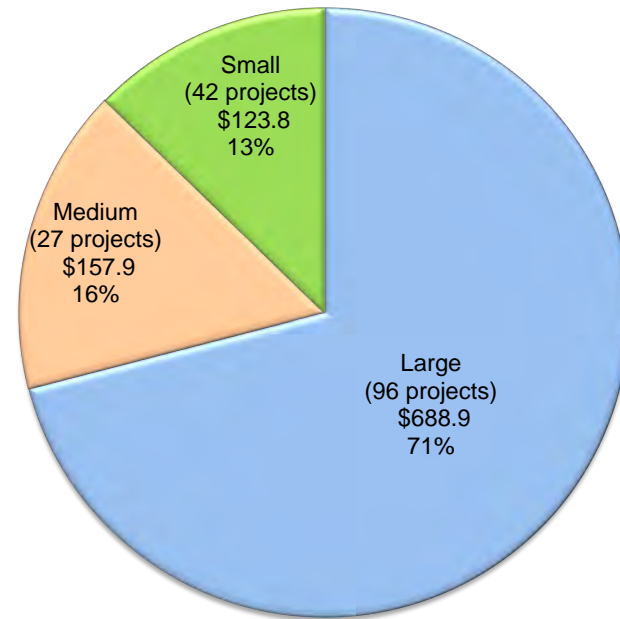
Small School Districts – ADA < 2,500 pupils

Medium School Districts – ADA > 2,500 pupils < 10,000 pupils

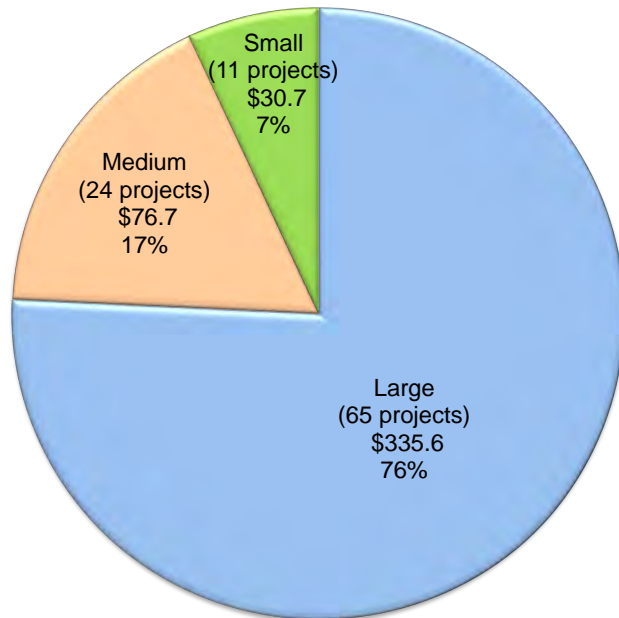
Large School Districts – ADA > 10,000 pupils

District Size (based on 2018/19 Enrollment)
 (# of projects)
 (in millions)

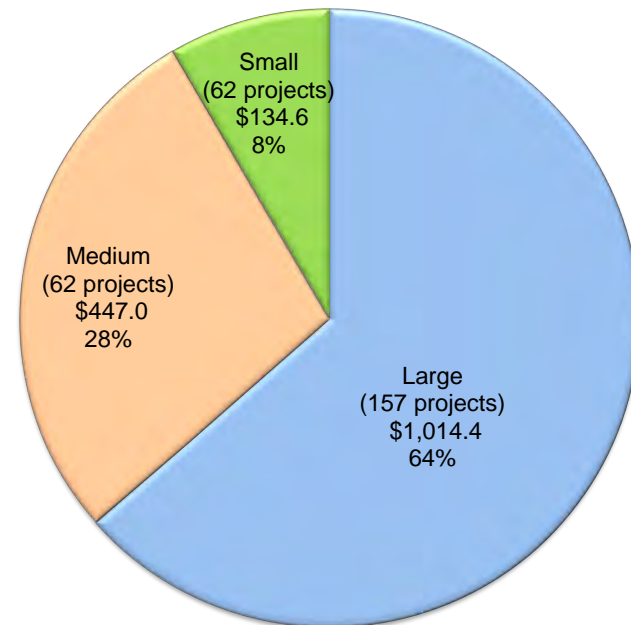
APPORTIONED



UNFUNDED



CURRENT WORKLOAD



School Facility Program Bond Authority from Proposition 51

(in millions of dollars, as of January 31, 2020)

Modernization

Legend

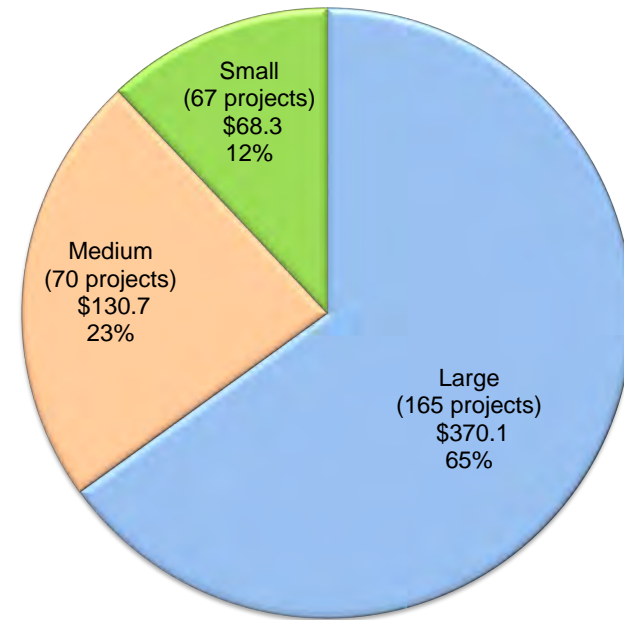
Small School Districts – ADA < 2,500 pupils

Medium School Districts – ADA > 2,500 pupils < 10,000 pupils

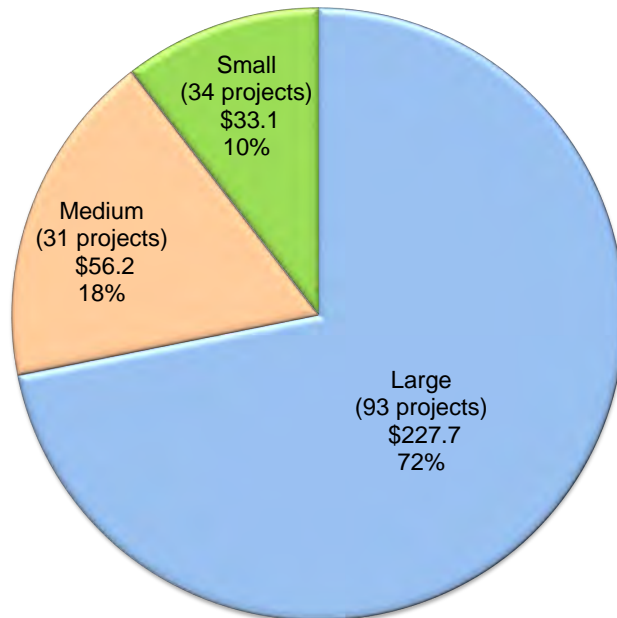
Large School Districts – ADA > 10,000 pupils

District Size (based on 2018/19 Enrollment)
(# of projects)
(in millions)

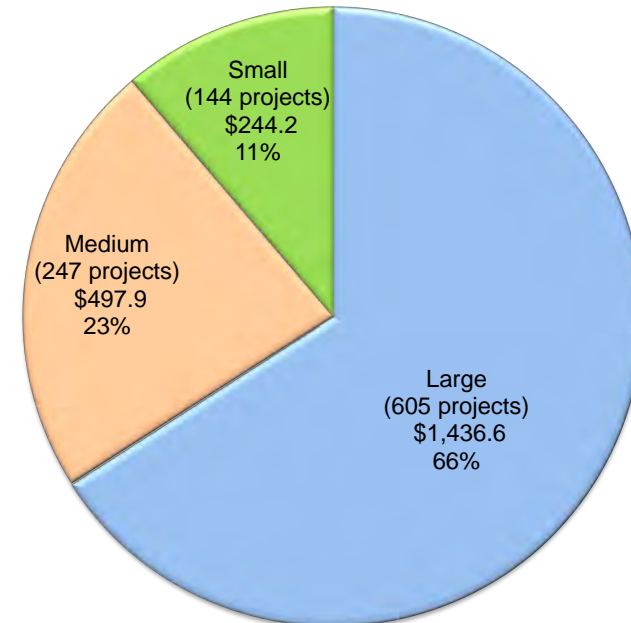
APPORTIONED



UNFUNDED



CURRENT WORKLOAD



Unique School Districts (USD) Receiving Proposition 51 Funds (As of January 31, 2020)

New Construction

2018/19 Enrollment

	School Districts Statewide		
	#	%	Enrollment
Small – ADA < 2,500 pupils	592	57%	419,625
Medium – ADA > 2,500 pupils < 10,000 pupils	267	26%	1,371,422
Large – ADA > 10,000 pupils	175	17%	4,395,231
	1,034	100%	6,186,278

Apportioned					
# of USD	Enrollment	\$ Amount	By Size*	Size vs.	Students**
23	21,350	\$ 123,810,740	26.1%	2.2%	0.3%
22	120,367	\$ 157,867,424	25.0%	2.1%	1.9%
43	1,657,576	\$ 688,934,082	48.9%	4.2%	26.8%
88	1,799,293	\$ 970,612,245	100.0%	8.5%	29.1%

Unfunded					
# of USD	Enrollment	\$ Amount	By Size*	Size vs.	Students**
9	6,432	\$ 30,692,945	15.3%	0.9%	0.1%
17	92,422	\$ 76,730,425	28.8%	1.6%	1.5%
33	815,950	\$ 335,587,266	55.9%	3.2%	13.2%
59	914,804	\$ 443,010,637	100.0%	5.7%	14.8%

Workload					
# of USD	Enrollment	\$ Amount	By Size*	Size vs.	Students**
42	46,626	\$ 134,562,809	28.4%	4.1%	0.8%
43	215,458	\$ 446,959,308	29.1%	4.2%	3.5%
63	2,053,857	\$ 1,014,382,407	42.6%	6.1%	33.2%
148	2,315,941	\$ 1,595,904,524	100.0%	14.3%	37.4%

Modernization

2018/19 Enrollment

	School Districts Statewide		
	#	%	Enrollment
Small – ADA < 2,500 pupils	592	57%	419,625
Medium – ADA > 2,500 pupils < 10,000 pupils	267	26%	1,371,422
Large – ADA > 10,000 pupils	175	17%	4,395,231
	1,034	100%	6,186,278

Apportioned					
# of USD	Enrollment	\$ Amount	By Size*	Size vs.	Students**
48	46,366	\$ 68,259,508	34.8%	4.6%	0.7%
38	198,733	\$ 130,659,412	27.5%	3.7%	3.2%
52	2,030,497	\$ 370,087,280	37.7%	5.0%	32.8%
138	2,275,596	\$ 569,006,201	100.0%	13.3%	36.8%

Unfunded					
# of USD	Enrollment	\$ Amount	By Size*	Size vs.	Students**
24	15,199	\$ 33,120,001	28.6%	2.3%	0.2%
21	121,678	\$ 56,214,750	25.0%	2.0%	2.0%
39	998,469	\$ 227,682,038	46.4%	3.8%	16.1%
84	1,135,346	\$ 317,016,789	100.0%	8.1%	18.4%

Workload					
# of USD	Enrollment	\$ Amount	By Size*	Size vs.	Students**
94	94,682	\$ 244,248,435	34.2%	9.1%	1.5%
92	470,016	\$ 497,873,710	33.5%	8.9%	7.6%
89	2,925,501	\$ 1,436,573,310	32.4%	8.6%	47.3%
275	3,490,199	\$ 2,178,695,456	100.0%	26.6%	56.4%

*Percentage of funding to small, medium or large school districts

** Percentage of funding to small, medium, and large school district vs. all school districts statewide

***Percentage of students statewide

SCHOOL DISTRICT DATA

School District: Trinity Alps Unified
Application Number: 58/76513-00-001
Total District Enrollment: 744
County: Trinity
Financial Hardship: To Be Determined
Last Approved Local Bond Measure: N/A

School Name: Weaverville Elementary,
Trinity High
Project Grade Levels: K-12

PURPOSE OF REPORT

To present the District's request for the following:

1. To receive Financial Hardship status based upon "other evidence of reasonable effort as approved by the State Allocation Board", and
2. To receive expedited Apportionments outside of the priority funding process for Facility Hardship projects at Weaverville Elementary School and Trinity High School.

DESCRIPTION

In February 2020, the District submitted a *School District Appeal Request* (Form SAB 189) to request Financial Hardship status for School Facility Program (SFP) Facility Hardship applications at Weaverville Elementary School and Trinity High School.

The Office of Public School Construction (OPSC) has reviewed the request and determined the District:

- Has long-term debt at 0% of debt capacity, which is below the 60% threshold,
- Has not passed a Proposition 39 bond measure within the last two years, and
- Has a debt capacity of \$26.2 million which is in excess of the \$5 million threshold.

As a result, the District is not eligible for Financial Hardship assistance under standard criteria.

The District is therefore requesting consideration for Financial Hardship status based on "other evidence". If the appeal request is approved, the District would contribute the currently available \$56,696 towards the project at Weaverville Elementary School and the total Financial Hardship grant for design funds at this time would be \$706,844.75. Financial Hardship approval status is also requested for two additional Facility Hardship projects at Trinity High School that will be presented at a future State Allocation Board (Board) meeting(s), and the full funding component of the Weaverville Elementary project. The District also has placed a bond on the March ballot and intends to contribute the proceeds of any available bond sales to the projects to offset some of the need for financial hardship funding if the bond passes and proceeds become available.

DESCRIPTION (cont.)

Additionally, the District is seeking immediate Apportionments for these Facility Hardship projects outside of the priority funding process to meet cash flow needs of the District. The discovery of mold in the elementary and high school campuses has resulted in the closure of the majority of the existing facilities and the need to rent portable buildings to continue the operation of the schools. The cost of the temporary housing has exhausted the District's reserve fund and the District cannot complete the reconstruction work necessary in the buildings absent the State funding. Due to the financial implications of having to rent temporary classroom facilities and the need to begin the reconstruction process as quickly as possible, the District does not believe it is possible to wait for the outcome of the election and to initiate the sale of any authorized bonds before coming before the Board.

AUTHORITY

See Attachment A.

BACKGROUND

The District is comprised of three school sites (Alps View Continuation High, Trinity High, and Weaverville Elementary) located in Trinity County. The District serves the communities of Weaverville, Lewiston, Burnt Ranch, Coffee Creek, Junction City, Douglas City and Trinity Center. These "feeder school" communities send their students to Trinity High School. The District is made up of over 500 square miles of mostly rural land. The District reports that over 60 percent of the its students qualify for the free/reduced price meal program.

In June 2019, the District became aware of the likely presence of extensive toxic black mold at both school sites. Following testing, deep cleaning, and retesting, a thorough inspection of both campuses' facilities determined that large portions of both sites were unsafe for students and staff. Subsequently, the facilities were ordered closed by the Trinity County Environmental Health Department. The District used most of their available reserve funding to start the remediation work at both sites and obtain 28 portable classrooms that were installed on the adjacent play fields. The District has nearly exhausted reserve funding and has obtained a short-term loan from the Trinity County Treasurer to manage cash flow until property tax revenue is received.

The District submitted an *Application for Funding* (Form SAB 50-04) for design funding for the Facility Hardship project at Weaverville Elementary School. The submittal included a request for Financial Hardship funding because it does not have sufficient funds to provide the full matching share requirements under the SFP to mitigate the health and safety threat. The District has not submitted applications for the Facility Hardship projects at Trinity High School but will sometime in the near future. The mold

BACKGROUND (cont.)

project at Trinity High School is of a larger scale but involves the same nature of work as the mold project at Weaverville Elementary School.

Attempts to Obtain Local Match

The District is attempting to pass a local bond (Measure F) on March 3, 2020 (the first possible election after the discovery of the mold). A 55 percent vote will be needed for the approval of the bond and will authorize the District to issue \$16.67 million in bonds. Due to the financial implications of having to rent temporary classroom facilities and the need to begin the reconstruction process as quickly as possible, the District does not believe it is possible to wait for the outcome of the election and to initiate the sale of any authorized bonds before coming before the Board; therefore, the District is requesting to receive immediate state assistance to help in its match in order for the reconstruction work to continue in time to open the school buildings for the 2020/2021 school year. The District has stated that if the local bond is successful, it will apply any proceeds available prior to project completion to offset financial hardship funds provided.

The District has spent nearly \$2 million of their available reserve for interim housing at both sites and had to take a short-term cash flow loan from Trinity County. The District has stated that the costs for remediation and reconstruction are estimated at \$11.7 million and future reconstruction cost could add an additional \$30 million in need.

STAFF ANALYSIS/STATEMENTS

DISTRICT POSITION

As noted in its *School District Appeal Request* (Form SAB 189),

The District respectfully requests:

- (i) designation of Financial Hardship under “Other Evidence” as we do not qualify under the four general rubrics,
- (ii) (ii) with immediate apportionment for health/safety measures taken to date, and expedited apportionments for future approved expenditures, that will be submitted and processed by the State Allocation Board in the near future, respecting both the elementary facility hardship project and high school facility hardship project, to ensure sufficient cash flow for smooth and rapid progress on reconstructing the two campuses, and ensuring Trinity Alps Unified School District does not become insolvent or an additional candidate for State receivership under AB1200.

The full text of the District’s appeal request and the additional narrative is included as Attachment B.

STAFF ANALYSIS/STATEMENTS (cont.)

STAFF POSITION

Financial Hardship Under “Other Evidence”

The District has requested consideration under the “other evidence” of reasonable effort provision in the Financial Hardship regulations, which requires Board approval. There have been twelve prior requests for Financial Hardship status under “other evidence” considered by the Board. There are no set criteria to qualify for Financial Hardship status under “other evidence”. Each district presented unique circumstances surrounding its request. Of these requests, five were approved as requested and three partially approved. The remaining four were not approved.

A full summary of all prior “other evidence” appeals and their outcomes is included as Attachment D.

Staff is providing the following overview of the District’s ability to meet the standard financial hardship criteria for the Board’s consideration of its request:

Financial Hardship Qualification

School districts may qualify for the Financial Hardship program by levying the maximum developer fees allowed by law and by meeting one of the four criteria outlined in regulation. The District is levying developer fees justified under law and meets this qualifying criterion; however, the District currently does not meet any of the secondary criteria, as illustrated below:

Secondary Qualifying Criteria	District Status	Meets Criteria	Does Not Meet Criteria
District has successfully passes a Proposition 39 within two previous years	The District is attempting a bond for the March 3, 2020 election in the amount of \$16.67 million.		X
Total district bonding capacity of less than \$5 million	The District’s total bonding capacity is \$26.2 million, which is in excess of the \$5 million threshold set in statute.		X

STAFF ANALYSIS/STATEMENTS (cont.)

Secondary Qualifying Criteria	District Status	Meets Criteria	Does Not Meet Criteria
Bonded indebtedness of at least 60% of the district's total bonding capacity	*The District's current bonded indebtedness is at 0%, which is below the 60% requirement in SFP regulations.		X
Other evidence as approved by the Board	The District is currently appealing for approval under other evidence.	Under Appeal	

* Staff would note that most districts that qualify for Financial Hardship using the criteria for 60% bonded indebtedness achieve this through the issuance of local bonds.

The District placed a bond on the first available ballot after the discovery of the mold issue to attempt to raise the local matching share. If the bond passes in March 2020, the District would meet the administrative requirements for a review under the standard financial hardship criteria, without the need for an appeal. However, the District is concerned that waiting for the outcome of the election is not prudent given that it is necessary to return the students to the original facilities as quickly as possible to reduce the cost of the temporary housing, which has currently exhausted all of the District's reserve funds. Staff further notes that the District has placed a strong emphasis on ensuring that mitigation measures included in the funding request were truly the minimum work necessary to address the mold and complete the reconstruction work. Further, if the bond does pass, the District has pledged available proceeds from future local bond sales to offset the financial hardship grant up to the point of project completion.

The District has indicated that prior to the discovery of the mold, standard facilities needs were typically addressed within the maintenance budget or through one time funds. The District had previously submitted one modernization project for funding under the SFP and had used a combination of Developer Fees, Forest Reserve funds, and Fund 17 funds (Special Reserve Fund for Other Than Capital Outlay Projects) to complete some of the work in the scope of that project. That project is still on the Workload List for processing. The County Office of Education has evaluated the District's finances and has issued a letter stating that it cannot support the District taking on any additional debt to address the construction work as it would put the District's fiscal solvency at risk (see Attachment C).

STAFF ANALYSIS/STATEMENTS (cont.)***Summary of Funding Request***

Because the District is appealing the decision of the initial Financial Hardship review, Staff proceeded with phase two of the Financial Hardship review to determine the amount of local funds that would be potentially available for the project, and the amount of Financial Hardship assistance necessary should the Board grant the District's appeal. Staff has confirmed that the District has only \$59,696 to contribute towards the Weaverville Elementary project, and \$43,659 as contribution from past expenditures for the Trinity Alps High project.

If the District's appeal is approved, the District would contribute \$59,696 towards the project and the total Financial Hardship grant is estimated to be approximately \$1,984,413. The District must finalize the plans and obtain Division of the State Architect approval before full funding can be reviewed and approved. However, if the Financial Hardship status is granted, the District is eligible for advanced design funding in the amount of \$706,844.75. The Weaverville Elementary School project is detailed in the table below.

Application # & Site	Scope of Project	Estimated Total Project Cost	Estimated State Share	Estimated Financial Hardship (Option A1)	District Cash Contribution	Separate Design Funding Amount
58/76513-00-001 Weaverville Elementary	Rehabilitation	\$5,110,272	\$3,066,163	\$1,984,413	\$59,696	\$706,844.75

The total Financial Hardship grant being requested in this appeal is unknown until the District submits *Applications for Funding* for the Facility Hardship projects at Trinity Alps High School, and for the full funding application for Weaverville Elementary School.

Immediate Apportionment Outside the Priority Funding Process

If the Board approves Financial Hardship status under other evidence, the District is also requesting an immediate Apportionment due to the urgency of the District's situation.

Apportionments outside of the priority funding process will result in the District having immediate access to cash once a signed Grant Agreement and Fund Release Authorization (Form SAB 50-05) are submitted for the Facility Hardship projects. Without an immediate Apportionment, the District would not have the funding to continue the remediation measures. Funds from the local bond measure being

STAFF ANALYSIS/STATEMENTS (cont.)

presented to voters in March of this year may be available in the future, but are not guaranteed and will not be available in time for the District to complete the reconstruction activities necessary to start the next school year back in the original facilities. The District has no other source of funding to complete the necessary reconstruction work, and has over \$9 million in invoices still pending for the remediation work that has occurred to date.

Therefore, if the Board approves the District's request for Financial Hardship status, it may also wish to consider approving Apportionments for design funding outside the priority funding process.

Conclusion

Staff is unable to administratively approve either of the District's requests; however, staff supports the District's request for both expedited Apportionments and Financial Hardship status under "other evidence".

Typically, Staff only supports Apportionments outside the priority funding process in the most severe circumstances. Due to the Health and Safety issue, the high cost of the temporary housing and associated impact to the District's budget, as well as the lack of other options to fund the needed construction work, staff supports the request for expedited apportionments. Expedited apportionments for design funds for the Weaverville Elementary School Facility Hardship project would allow the District to pay outstanding invoices for mold remediation work and complete the design process for the necessary reconstruction work so students can return to the original facilities. Approving the Expedited Apportionments for the future full funding of Weaverville Elementary and the mold related projects at Trinity High School as part of this item will further enable the District to quickly complete the reconstruction work without the need for an additional appeal on this topic. The fact pattern for these applications is similar to other appeals the Board has granted for immediate apportionment of other Facility Hardship projects.

Staff also supports the District's request for Financial Hardship status under "other evidence" for the following reasons:

- The District did not anticipate the mold problem and has exhausted its available resources to address the issue.
- The District has placed a bond on the first available ballot to attempt to raise the local matching share.
- If the bond is successful, the District intends to use available proceeds to offset financial hardship assistance for the health and safety projects, however the outcome of the election, the timing of any proceeds, and whether the local bond proceeds will fully cover the local share are currently unknown.
- Pursuant to the County Office of Education, the District does not appear to have other options to take on debt to complete the construction projects.

BOARD OPTIONS

Under the Rules and Procedures of the State Allocation Board, “Staff is providing the following options for the Board’s consideration. A positive vote by six members is required for the Board to take action that is an alternative to Staff’s administrative action. Absent a positive vote by six members of the Board, Staff’s administrative action will stand, and the school district’s appeal will be considered closed.”

Option A1: Approve an Apportionment with Financial Hardship outside of the priority funding process for design funds for the Facility Hardship project at Weaverville Elementary School. (See Attachment E1)

This option would provide immediate access to cash to continue with the design of the reconstruction work at Weaverville Elementary School. The District will be required to submit a grant agreement prior to fund release.

Option A2: Approve an Unfunded Approval with Financial Hardship for design funds for the Facility Hardship project at Weaverville Elementary School (See Attachment E2)

This option would provide the District with approval of funds to continue the design of the reconstruction work necessary at Weaverville Elementary School. The District will be required to participate in the Priority Funding process during the next filing round, with cash potentially available in fall of 2020.

Option B1: Approve an expedited Apportionment with Financial Hardship outside of the priority funding process for the following future projects:

- **Full funding application for Weaverville Elementary School**
- **Design Funding for mold related Facility Hardship projects at Trinity High School**
- **Full funding applications for mold related Facility Hardship projects at Trinity High School.**

This option would provide immediate access to cash to continue with the reconstruction work. The District will be required to submit a funding application and grant agreement prior to fund release.

BOARD OPTIONS (cont.)

Option B2: Approve expedited Apportionments without Financial Hardship outside of the priority funding process for the future Facility Hardship projects at Weaverville Elementary and Trinity High School.

This option would require the District to provide a local match for the Facility Hardship projects at Weaverville Elementary and Trinity High Schools. This option would allow the district to receive cash quickly once the full funding applications are presented to the Board. However, without Financial Hardship, design funding is not an option. If this option is approved, the District will be required to submit a funding application and grant agreement prior to fund release.

RECOMMENDATION

Approve Options A1 and B1.

BOARD ACTION

In considering this Item, the Board approved Options A1 and B1, which would approve an Apportionment with Financial Hardship outside of the Priority Funding process for design funding (Attachment E1). The Board's action also included the approval of an expedited Apportionment with Financial Hardship outside of the Priority Funding process for full funding for Weaverville Elementary School and design/full funding at Trinity High School for mold-related Facility Hardship projects.

AUTHORITY

Education Code (EC) Section 17070.35(a) states the following:

(a) In addition to all other powers and duties as are granted to the board by this chapter, other statutes, or the California Constitution, the board shall do all of the following:

(1) Adopt rules and regulations, pursuant to the rulemaking provisions of the Administrative Procedure Act, Chapter 3.5 (commencing with Section 11340) of Part 1 of Division 3 of Title 2 of the Government Code, for the administration of this chapter. However, the board shall have no authority to set the level of the fees of any architect, structural engineer, or other design professional on any project. The initial regulations adopted pursuant to this chapter shall be adopted as emergency regulations, and the circumstances related to the initial adoption are hereby deemed to constitute an emergency for this purpose. The initial regulations adopted pursuant to this chapter shall be adopted by November 4, 1998. If the initial regulations are not adopted by that date, the board shall report to the Legislature by that date, explaining the reasons for the delay.

EC Section 17070.35(a)(2) states that the Board shall, “Establish and publish any procedures and policies in connection with the administration of ... (*the SFP*) as it deems necessary.”

EC Section 17075.10(b)(2) states that a school district applying for hardship state funding must “demonstrate that due to unusual circumstances that are beyond the control of the district, excessive costs need to be incurred in the construction of school facilities. Funds for the purpose of seismic mitigation work or facility replacement pursuant to this section shall be allocated by the board on a 50-percent state share basis.... If the board determines that the seismic mitigation work of a school building would require funding that is greater than the 50 percent of the funds required to construct a new facility, the school district shall be eligible for funding to construct a new facility under this chapter.”

Education Code Section 17075.10(b)(1)(B) states that “... the school district has made all reasonable efforts to impose levels of local debt capacity and developer fees, and that the school district is, therefore, unable to participate in the program pursuant to this chapter except as set forth in this article.”

EC Section 17075.15(d) states the following:

Further, regulations shall also specify a method for determining required level of local effort to obtain matching funds. The regulations shall include consideration of at least all of the following factors:

(1) Whether the school district has passed a bond measure within the two-year period immediately preceding the application for funding under this article, the proceeds of which are substantially available for use in the project to be funded under this chapter, but remains unable to provide the necessary matching share requirement.

(2) Whether the principal amount of the current outstanding bonded indebtedness issued for the purpose of constructing school facilities for the school district and

ATTACHMENT A

secured by property within the school district or by revenues of, or available to, the school district, which shall include general obligation bonds, Mello-Roos bonds, school facility improvement district bonds, certificates of participation, and other debt instruments issued for the purpose of constructing school facilities for the school district and for which owners of property within the school district or the school district are paying debt service is at least 60 percent of the school district's total bonding capacity, as determined by the board.

(3) Whether the total bonding capacity, as defined in Section 15102 or 15106, as applicable, is five million dollars (\$5,000,000) or less, in which case, the school district shall be deemed eligible for financial hardship.

(4) Whether the application for funding under this article is from a county superintendent of schools.

(5) Whether the school district submits other evidence of substantial local effort acceptable to the board.

(6) The value of any unused local general obligation debt capacity, and developer fees added to the needs analysis to reflect the district's financial hardship, available for the purposes of school facilities financing."

School Facility Program (SFP) Regulation Section 1859.81(c) states

(c) "...The district has made all reasonable efforts to fund its matching share of the project by demonstrating it is levying the developer fee justified under law or an alternative revenue source equal to or greater than the developer fee otherwise justified under law at the time of request for hardship and the district meets at least one of the following:

(1) The current outstanding bonded indebtedness of the district issued for the purpose of constructing school facilities in accordance with Education code Section 17072.35 or 17074.25 as appropriate, at the time of request for financial hardship status, is at least 60 percent of the district's total bonding capacity. Outstanding bonded indebtedness includes that part of general obligation bonds, Mello-Roos Bonds, School Facility Improvement District Bonds and certificates of participation which the district is paying a debt service that was issued for capital outlay school facility purposes.

(2) The district had a successful registered voter bond election for at least the maximum amount allowed under Proposition 39 within the previous two years from the date of request for financial hardship status. The proceeds from the bond election that represent the maximum amount allowed under the provisions of Proposition 39 must be used to fund the district's matching share requirement for SFP project(s).

(3) It is a County Superintendent of Schools.

(4) The district's total bonding capacity at the time of the request for financial hardship status is \$5 million or less.

(5) Other evidence of reasonable effort as approved by the SAB.

SFP Regulation Section 1859.82 states the following: "A district is eligible for facility hardship funding to replace or construct new classrooms and related facilities if the district demonstrates there is an unmet need for pupil housing or the condition of the facilities, or the lack of facilities, is a threat to the health and safety of the pupils."

ATTACHMENT A

SFP Regulation Section 1859.82(a)(1)(A) states:

If the request is for replacement facilities, a cost/benefit analysis must be prepared by the district and submitted to the OPSC that indicates the total costs to remain in the classroom or related facility and mitigate the problem is at least 50 percent of the Current Replacement Cost of the classroom or related facility...If the cost to remain in the classroom or related facility is less than 50 percent of the Current Replacement Cost, the district may qualify for a Modernization Excessive Cost Hardship Grant for rehabilitation costs pursuant to Section 1859.83(e) or a grant not to exceed 50 percent of the cost estimate that has been reviewed and approved by the OPSC and approved by the board for seismic rehabilitation.

SFP Regulation Section 1859.90 states that “a district must submit the Form SAB 50-05, within 18 months of the Apportionment of the SFP grant for the project or the entire...apportionment shall be rescinded without further Board action....”

STATE OF CALIFORNIA
SCHOOL DISTRICT APPEAL REQUEST

STATE ALLOCATION BOARD
 OFFICE OF PUBLIC SCHOOL CONSTRUCTION

SAB 189 (REV 10/09)

Page 2 of 2

SCHOOL DISTRICT Trinity Alps Unified School District	APPLICATION NUMBER
SCHOOL NAME Weaverville Elementary and Trinity High Schools	COUNTY Trinity
DISTRICT REPRESENTATIVE Jaime Green, Superintendent	E-MAIL ADDRESS Jgreen@tausd.org

Purpose of Request:

Our District is requesting approval from the Office of Public School Construction for:

- 1) Designation of Financial Hardship under "Other Evidence"
- 2) Immediate apportionments for health/safety measures to date and expedited apportionments for future approved expenditures

The funds will be used for design and construction of Facility Hardship projects at Weaverville Elementary and Trinity High School sites. Approval of Financial Hardship is critical to addressing the facilities needs of our District. Our budget is now qualified and we have borrowed one million dollars from the Trinity County Treasurer to make January and February payrolls. These actions demonstrate that Trinity Alps Unified School District does not have the capacity to fund the local match, given its current financial condition for our proposed projects. The Board of Trustees placed a bond for \$16.67 million on the March ballot which will not cover the match even at our High School. Our health and safety reconstruction costs are projected to significantly surpass the bond proceeds. Financial hardship grants and any available bond proceeds will be prioritized first for mold remediation, with modernization initiatives having secondary priority. Receiving these funds if the bond does not pass is critical to address TAUSD health and safety concerns. Now that we have abated our mold and asbestos concerns we are ready to reconstruct.

Basis of Request:

- Law (Statute) _____
- Regulation 1859.81 _____
- Other (specify) _____

Description:

See the attached document including pictures which outlines the circumstances and relevant information for our School District Appeal Request.

RECEIVED
 OFFICE OF PUBLIC
 SCHOOL CONSTRUCTION
 2020 FEB -7 PM 12:32
 MAIL ROOM

SIGNATURE OF AUTHORIZED DISTRICT REPRESENTATIVE <i>Jaime Green</i>	DATE 2/7/2020
---	------------------

Trinity Alps Unified School District

Financial Hardship Appeal Request

REQUESTS SUBMITTED:

- I. Approval of Appeal Request for Supplemental Financial Hardship Grant pursuant to SFP Regulation Section 1859.81(c)(5) (“Other Evidence of Reasonable Effort to Fund Matching Share”)**
- II. Immediate Apportionment for Health/Safety Measures to Date for all Affected Facilities and Expedited Apportionments for Future Approved Expenditures for all Health/Safety Related Actions**

BACKGROUND

The Mold Emergency:

In June 2019, Trinity Alps Unified School District first became aware of the likely presence of extensive toxic black mold at both its Weaverville Elementary School and Trinity High School campuses. The Board of Trustees immediately hired a licensed industrial hygienist who confirmed the presence of toxic air spores across both campuses. Following initial extensive deep cleaning and retesting, and a thorough detailed inspection of both campuses’ facilities, a determination was made that large portions of both facilities were unsafe for students as well as staff. The facilities were ordered closed by the Trinity County Environmental Health Department. Subsequently, on July 2, 2019, County Superintendent of Schools Sarah Supahan declared an emergency. (A map of each campus and photographs showing the affected facilities are attached to this Request and incorporated by reference herein.)

Upon further inspection, and through the removal of surface facing of interior walls and underlayment layers of the roof, the extensive pervasiveness of mold incursion in both campuses was revealed.

The extent of the problems varied dramatically between the two campuses:

Weaverville Elementary School: The elementary school had some modernization 14 years ago, along with the construction of a new wing, which helped forestall more major infestation there. Nonetheless, the cafeteria, gym, locker rooms, main office, library and many classrooms exhibited mold infestations.

Trinity High School: The high school was built 50 years ago and never modernized,

and major building systems, including roofing, HVAC and plumbing have reached the end of their useful lives and need replacement. Affected areas at the high school included the Career Tech Education shops, locker rooms, gym, cafeteria, hallways, the offices and the majority of the classrooms.

Except for the modernized areas at the Elementary campus, the facilities at the campuses are old and antiquated and in dire need of extensive renewal and modernization, and the mold is a result of the dilapidated condition of the facilities and their building systems (with leaks, cracks, breaks, etc.).

Temporary Campus Construction:

During the summer of 2019, as the depth and gravity of the mold infestation became apparent, the District sought the use of portable classrooms as a temporary interim measure to house students while the two campuses remained closed due to unsafe conditions. With significant effort, the District was able to locate 28 portable classrooms satisfactory for classroom instruction. The portables were installed on fields adjacent to the affected facilities. Total costs of installation and site preparation for interim housing to date were approximately \$2 million, funded through the District's available reserve funds. As a result the District's available reserve funds have been practically completely exhausted, which resulted in other adverse impacts. The District historically has used its cash reserves on a temporary basis to fund operational costs in the January-March timeframe each year when monthly cashflow goes negative. Application of the reserves to fund the installation of the portables caused the District for the first time in January 2020 to arrange a short-term cashflow loan of \$1,000,000 from Trinity County pursuant to Education Code Section 42621, until the property tax apportionments are received and distributed by the County Treasurer, also forcing the District to incur unanticipated interest expense. Given the extent of site preparation and the suddenness of these emergency conditions, the District also delayed the opening of school for the 2019-20 school year by two weeks, from August 19th to September 2nd.

To summarize, without cash reserves, due to the emergency "mold" expenditures, the District does not have available funds to allocate to its matching share, and now must even borrow externally to fund operational needs during negative cashflow periods. This demonstrates that the District cannot fund its match and qualifies for a financial hardship supplemental grant under the Regulation Section 1859.81(c)(5).

Nor will the District have available funds for its matching share in the foreseeable future. Ongoing rental expense of \$38,000/month (\$456,000 annually) for the portables continues to drain District cash balances, and the need for this expense will persist until remediation and reconstruction are completed. Further, the invoices for remediation work to date (over \$11 million, with only \$1.9 million paid) will become due, and a delay in funding of these could have a material adverse effect upon the reconstruction process. Consequently, the District's need for financial hardship designation and immediate apportionments is urgent and must be expeditiously met in order to avoid any lapses in work and progress and to mitigate additional costs arising from exposure to prompt payment penalties.

The Impact on Students and Staff:

The impact on students and staff has been intense, with disruptions felt at both campuses. The District rented kitchen facilities at the County jail to prepare and then transport food for both campuses at significant additional expense. Alternate areas had to be developed for students to eat lunch in. This was especially critical during inclement and freezing/snow conditions. The bathroom portables are not heated, bringing additional disruption and discomfort in wintry weather, which particularly impacted our younger students. The portables also limit the physical education instruction for the students, as well as recreational options. Student athletes have to travel 30-90 minutes daily to other school athletic facilities for practice and to play their "home" games, as the gyms were closed. As approximately 64% of the District's students qualify as low income, their parents and families also could not attend these games, given the disruption to schedules and travel costs. The overall situation has been especially difficult and trying for the District's students and families.

Managing Educational and Community Activities:

Meeting facilities for both students, staff, our Board and the community have been impacted, severely limiting the availability of the District's facilities for Civic Center purposes otherwise required by the Civic Center Act as set forth in Education Code Section 38130 et seq. Our largest room for meetings now can only accommodate 40 people. We have had to curtail assemblies, and in fact rent facilities for student testing and dances. School offices at both facilities and the District Office have been relocated into temporary facilities, with server and equipment disruptions. Board of Trustees meetings are now held at the County library or the County Office of Education, with access to Civic Center space for the community limited.

Our community is unlike larger communities, where a YMCA or teen centers are available for area youth and other residents. We have only our schools as *community focal points*. The gyms are for the community as well as students. They are annually utilized by the local men's league basketball teams, community indoor soccer teams, and the local recreation department, to name a just a few. Even large funerals take place in our gyms. Our cafeterias are also used to bake the pies for the 4th of July civic fundraiser. Boy Scouts and Girl Scouts use the schools for their meetings, as do county spelling bees and science fairs. These campuses also serve as the Emergency Evacuation center for our area and the Red Cross Command Shelter. Our schools are the community's hub- the mold emergency and remediation has especially affected our entire area.

Abatement and remediation of known affected areas is now substantially complete, with clearance by County Environmental Health. Less affected areas, such as the cafeteria, gym and library at the elementary school and the wood/industrial arts shop and cafeteria eating area at the high school, have re-opened to students. However, the more severely affected areas, such as the gym and locker rooms at the high school, remain closed, as there was significant demolition of interior walls, ceilings, floors and building systems, mandating extensive reconstruction. (See attached photos). District personnel and the County Office of Education have been meeting with architects this month to evaluate the scope, timing and duration, of the reconstruction phase of the work, which is still under review. Any further letting of contracts for this work must be delayed until funds are available.

As has been our practice in the past, the District will continue to provide information to both the County Office of Education and OPSC as it becomes available.

Community and Economy:

Trinity Alps Unified School District was created on July 1, 2008, through the merger of Weaverville Elementary School District and Trinity Union High School District. Trinity Alps USD serves the community of Weaverville, as well as the communities of Lewiston, Burnt Ranch, Coffee Creek, Junction City, Douglas City and Trinity Center. These "feeder school" communities send their students to Trinity High School as their default public high school. The District encompasses an area of 535.5 square miles, mostly rural. A large amount of the land is federally managed public land, limiting economic growth, revenue potential and tax base enhancement. District economic statistics indicate per capita income of \$24,827, and median household income of \$43,191. In this regard, October 2019 data submitted to the State indicate about 64% of the District's students participate in the federally subsidized meal programs for low-income, disadvantaged youth. The local economy includes resource industries such as timber, tourism and service sectors (including camping, fishing, environmental), and agriculture (including cultivation of marijuana, which appears to be diminishing with state legalization and consolidation of growers and distributors). Other sectors include government, utility and resource extraction.

Property Values:

Approximately 82% of Trinity County is non-taxable federally managed land and the remainder has experienced stagnant assessed valuation growth. The significant property appreciation in other areas of the State bypassed Trinity County and the District, with only moderate fluctuating growth over the past several years. District assessed valuation this year has not increased from last year, with increases of about 3.5%, 1% and 5.3% respectively in the prior three years, forecasting limited opportunities for structuring level debt service under the tax rate limitations of Prop. 39 (annual cap of \$60 in taxes per \$100,000 assessed valuation). This makes it difficult to obtain sufficient proceeds from general obligation bond sales, in a timely manner, for the District's facility needs. Due to the profound needs of the District, the Board of Trustees has ordered an election on a \$16,670,000 general obligation bond measure for the March ballot notwithstanding these present challenges. The bond measure authorization amount was sized to obtain the highest amount of bond proceeds that could be obtained in a single series, as limited by the Prop. 39 annual tax rate cap. This constraint limits the District's ability to access additional bond proceeds in time to address the capital needs resulting from the mold emergency.

General Obligation Bond on March 3rd 2020 Ballot:

The gravity of the mold emergency, the dollars required for proper remediation and reconstruction, and the requirements for State funding prompted the Board of Trustees to order a \$16.67 million General Obligation Bond election on March 3, 2020. However, funds will not be available until several months after passage, aggravating cash flow issues as well as contractor concerns, and this assumes no taxpayer challenges, as have befallen a neighboring school district.

The Board resolution ordering the ballot measure emphasized the mold and health and safety of pupils and staff as the primary objective of the bond measure. Financial hardship grants and any available bond proceeds will be prioritized first for mold remediation and reconstruction, with facility modernization initiatives having secondary priority. To the extent bond proceeds become available prior to close-out of each facility hardship project, the District will allocate bond proceeds to the project.

The District has previously not had to fund capital improvements through general obligation bonds, and has no general obligation debt outstanding. In 2016 the District applied for modernization funds for Trinity High School. Since that time (and prior to the discovery of the mold) the District has spent over \$1.5 million from its general fund to commence work on these modernization projects, confirming the District's good faith and competent stewardship regarding tax dollars for these purposes. It has imposed developer fees at the maximum that is permissible (and is aware of the 7.64% increase in maximum Level 1 developer fees approved on January 22, 2020, and is now initiating an updated developer fee study for action by our Board of Trustees).

The District is taking all actions available at this time for relief (including this Appeal) to avoid more drastic alternatives, such as negative certification (which could adversely impact bond sales) and State stewardship. The District is certified "qualified" under AB1200 for the first time ever this year and is in declining enrollment. The District is responsible for remediation costs incurred, estimated at \$11.7 million, with only \$1.9 million paid to date, and future reconstruction costs which could add an additional \$30 million, assuming no additional unforeseen health/safety issues.

This emergency, the extensive mold, the required expenditures for portables and site preparation, and the initial remediation efforts have exhausted the reserves of the District and precipitated the qualified certification. Anticipated future project requirements of \$30+ million threaten the financial capabilities and capacity of the District, without the remedies sought in this Request for Appeal.

Current Actions:

The District's inability to provide matching funds, actions taken by the Board of Trustees, and the current financial situation have led the District to this Request for Appeal. As noted above, the District arranged a County temporary transfer in January with no issuance costs, as a direct result of mold conditions exhausting reserves and putting further mold projects out of reach. This is in addition to placing the General Obligation Bond on the March ballot. These actions demonstrate that the District cannot fund the local match in its current condition. As noted above, actually incurred and projected costs outstrip what the District is able to raise from State supplemental hardship dollars and from passage of the bond measure.

The District is also working in close collaboration with the County Office of Education regarding the remediation and reconstruction project and its impact on District finances. The District has been proactive in streamlining its budget and reducing expenditures. It reduced certificated and classified staff by 6.5 positions for the 2019-20 school year and over \$600,000 was cut from the budget; this is projected to continue this March with a potential \$400,000 in additional reductions. While this is of assistance fiscally, the totality of the remediation and reconstruction,

estimated in the \$40+ million range, require immediate and extensive State financial hardship assistance.

Summary:

Trinity Alps Unified School District has been extremely fortunate to have its County Office of Education and OPSC available since June to assist the District as it worked its way through the mold exposure and remediation processes. The relationship with both offices has been extremely beneficial to the District in confronting this toxic condition, and without their respective assistance, we might have fallen into AB1200 State stewardship. For this help we are extremely appreciative and grateful.

The District has solid educational programs and an excellent reputation for graduating productive students. Its financial struggles due to the mold, however, threaten to jeopardize this success. The large expenditures required to complete the reconstruction and pay the current invoices, which are about half of the initial contractor estimates, far exceed the capability of the District itself to fund the matching share under the State modernization program guidelines, even assuming prompt access to bond proceeds. Notwithstanding our efforts and stewardship of the public fisc to which the District is entrusted, large mold remediation efforts in the \$40 million range are not fiscally sustainable for districts of our size, absent almost complete reimbursement, as has been also evidenced by Mountain Valley School District and Burnt Ranch School District in our county. And the underlying cause, the presence of mold, particularly in older antiquated facilities, is not going away, a matter which for Trinity Alps Unified School District has been covered in the local and national media.

For the reasons noted in this School District Appeal Request, the District respectfully requests **(i) designation of Financial Hardship** under "Other Evidence" as we do not qualify under the four general rubrics, **(ii) with immediate apportionment** for health/safety measures taken to date, and expedited apportionments for future approved expenditures, that will be submitted and processed by the State Allocation Board in the near future, respecting both the elementary facility hardship project and high school facility hardship project, to ensure sufficient cashflow for smooth and rapid progress on reconstructing the two campuses, and ensuring Trinity Alps Unified School District does not become insolvent or an additional candidate for State stewardship under AB1200.

The undersigned, Superintendent of Trinity Alps Unified School District, wishes to thank OPSC staff for their interest in our District, for the personal relationship created through meetings in Sacramento as well as OPSC site visits in Weaverville, and for its guidance to our District in weathering this crisis.

Respectfully submitted,

Jaime Green
Superintendent
Trinity Alps Unified School District

A Pictorial Narrative of the Remediation of Mold and Asbestos at Trinity Alps Unified School District and the Resulting Reconstruction Work Still Remaining



On June 13, 2019, the TAUSD District Office was notified of mold in the Weaverville Elementary School Cafeteria. As a result testing was done at both school sites. Mold was discovered at both sites and a majority of the buildings were closed off.



Examples of mold found in the classroom walls and floors.



The remediation process begins. Mold is found in the ceilings, carpets and walls. Asbestos is found in the floor tiles and pipes. The remediation process renders classrooms unusable.

ATTACHMENT B



Temporary facilities were brought in to house the students because the old classrooms were not safe to use. Areas large enough to accommodate portables were found at both school sites. All basic infrastructure had to be put in, from wiring to plumbing to internet.




The first portables arrived onsite one month after the mold had been discovered. The start of school was delayed by only a few days. Two temporary campuses had been built in a little over a month.



The remediation of the mold and asbestos has been completed, but an enormous amount of reconstruction remains to be done. Flooring and ceiling tiles need to be replaced in the majority of the rooms. Walls that were torn down need to be rebuilt. The high school gym and locker rooms were gutted, they need extensive work. The students are back in class, but they are anxious to go home to their old campus.

Lunch Hour at THS Since the Discovery of Mold



At the beginning of the school year lunch was served outside. Students waited in long lines.



Students eat in front of the van that delivered their lunch, it was prepared at the county jail.



Because there is nowhere to congregate inside, students stand outside in the snow to visit.



When the weather turned bad a tent was purchased to serve lunch in.



Severe weather conditions took a toll on the temporary dining hall.



Students are currently dining in a makeshift cafeteria in the gym. Lunches are still being prepared off site.



Pep Rallies

Students are forced to sit on the gym floor during rallies, because there are no bleachers.





January 28, 2020

Office of Public School Construction
707 Third Street, 6th Floor
West Sacramento, CA 95605

Attn: Lisa Silverman, Barbara Kampmeinert, Brian LaPask

Re: Trinity Alps Unified School District
Request for Other Evidence for Financial Hardship
Weaverville Elementary & Trinity High School Mold Abatement and Reconstruction

Dear OPSC Staff,

Regarding the financial status of Trinity Alps Unified School District (District) and their application for Financial Hardship, the Trinity County Office of Education (TCOE) is of the following position:

The District had a qualified budget for the 2019-20 First Interim Financial report due to unforeseen expenditures necessary to address the health and safety projects at their school sites. Key points of the districts extremely fragile financial condition include:

- **District borrowed funds** from County Treasury in advance of receipt of property tax revenue to cover January 2020 payroll
- **District has limited cash for school operations** and no margin for error for additional unforeseen events
- **District has paid \$ 1.93 million to date** on this project
- **District has an additional \$ 9.8 million in pending obligations** for work already completed

Under Education Code 42133, before the District could issue any general fund backed debt, such as certificates of participation, our office would be required to find that repayment of the proposed indebtedness is probable.

Cost estimates for the combined projects could reach as much as \$ 40 million. As of the District's 2019-20 First Interim Financial Report, the District's total projected unrestricted General Fund revenue was \$ 7.4 million, and our office projects this to decline over the next

ATTACHMENT C


few years due to decreased enrollment. Issuing any debt beyond this amount could lead to default and possible state intervention and takeover. The District has already obligated all available local dollars to repairing their facilities. Due to the District's small size and limited financial resources, it would be fiscally irresponsible to take on additional debt beyond what the projected revenues can support.

While the District has a pending General Obligation Bond appearing on the March 03, 2020 ballot, the bond measure is limited to \$ 16 million, which even if passed would not supply the district with adequate finances for the project completion.

The Trinity County Office of Education cannot, in good conscience, support or recommend any significant amount of debt to be carried by the District. Not only would such significant debt only be able to be fully repaid if sufficient funding were available from the state, but entering into any debt of this nature would introduce risks to the District's fiscal solvency. The issues faced by the District are urgent in nature and of potentially serious impact to the health and safety of the students and faculty, and must be addressed promptly. Further, as detailed above, the District does not have the financial resources to meet the need, which could be as much as \$ 40 million.

Therefore, our office supports the District's application for financial hardship funding as the District will be unable to take on additional General Fund debt for its required matching share.

Respectfully submitted,



Sarah Supahan
Trinity County Superintendent of Schools



Gretchen Deichler
Assistant Superintendent of Business Services

cc: Senator Mike McGuire, Assemblymember Jim Woods



TRINITY COUNTY
Environmental Health Division
61 Airport Road - P.O. Box 476
Weaverville, CA 96093
Phone: 530-623-1459 Fax: 623-1353

January 29, 2020

Jamie Green, Superintendent/Principal
Trinity Alps Unified School District

RE: Mold concerns with Weaverville Elementary School,

Dear Mr. Green,

I was contacted by your agency to review the results submitted first from Schneider Laboratories Global, INC, these reports gave concerning results regarding the elevated levels of several types of mold and toxigenic molds that can effect students and employees. Those with a weakened or compromised immune system are more sensitive to the negative effects of toxigenic mold, but indoor mold exposure can cause respiratory tract infections in healthy populations as well.

The recommendations provided for site remediation provided by Interstate, in consultation with APEX, to cut, remove, treat, and replace materials, prevention of further growth and use PPE during this process is in accordance with OSHA laws and regulations is the appropriate approach to this situation.

I really appreciate the effort that is being taken by the school district to insure the health of its students, as well as the staff. I hope we can continue to work together to make sure that the best efforts are continued as we move forward.

Sincerely,

A handwritten signature in blue ink, appearing to read "Kristy Anderson", is written over a light blue circular stamp or watermark.

Kristy Anderson, REHS
Director of Environmental Health
Trinity County Environmental Health
kanderson@trinitycounty.org
530-623-1459 x 3

ATTACHMENT D
District's Seeking Financial Hardship Status – Other Evidence

District	District FH Request	Unique Situation	SAB Meeting Date	Board Action
Monterey Peninsula	New construction project – full construction funding	<ul style="list-style-type: none"> • Closure of Fort Ord • Loss of \$10 million in annual federal aid 	January 23, 2003	Approved
Mariposa County Unified	Three modernization projects – full construction funding	<ul style="list-style-type: none"> • No bonded Indebtedness • Never attempted prop. 39 bond 	February 26, 2003	FH Status not approved
Galt Joint Union High	Two new construction projects – full construction funding	<ul style="list-style-type: none"> • Three Failed bond measures • Levying max. developer fees • In danger of becoming AB 1200¹ district 	August 25, 2004	Approved
Needles Unified	New construction project – full construction funding	Facility Hardship project, school needed to be relocated because of hazardous transportation route to site and remote location.	October 26, 2005	<ul style="list-style-type: none"> • Approved Design grant only • Board directed District to pass local bond before seeking FH for construction phase
Acton-Aqua Dulce Unified	New construction project – full construction funding	<ul style="list-style-type: none"> • Previously under State receivership • Gym was non-Field Act compliant & shut down by DSA • No cafeteria 	October 26, 2005	<ul style="list-style-type: none"> • Board seeking further information • Item was scheduled again for 3/22/06 SAB meeting • District withdrew appeal with understanding that they needed to first seek a local bond measure
Needles Unified	New construction project & two modernization projects – full construction funding	Facility Hardship project, entire school was relocated because of hazardous transportation route to site and remote location	January 27, 2007	<ul style="list-style-type: none"> • Approved new construction Parker Dam project only • Modernization projects not approved
Biggs Unified	New construction project – Design only funding	<ul style="list-style-type: none"> • Lacked matching funds to move forward • Instability of District's fiscal situation 	January 27, 2010	<ul style="list-style-type: none"> • Approved for Design grant only • Board directed District to seek local funding sources prior to requesting FH for construction phase
Aromas-San Juan Unified	Facility Hardship project-Design Funding with Advance Funding for Evaluation and RA	Facility Hardship project involves buildings defined as "Most Vulnerable Category 2 Building	March 28, 2012	<ul style="list-style-type: none"> • Board took no action • FH status not approved

ATTACHMENT D
District's Seeking Financial Hardship Status – Other Evidence

District	District FH Request	Unique Situation	SAB Meeting Date	Board Action
Sierra Plumas Joint Unified	Facility Hardship project- full construction funding	<ul style="list-style-type: none"> • Unable to pass a bond due to county demographics and history • Requesting funding for health and safety related rehabilitation work 	March 20, 2013	FH status not approved
Mountain Valley Unified	Two facility Hardship projects-full construction funding	Facility Hardship project, portions of a remotely located school were closed for mold mitigation.	August 23, 2017	<ul style="list-style-type: none"> • FH status approved • Approved for immediate Apportionment
Central Unified Elementary	One modernization project – full construction funding	<ul style="list-style-type: none"> • Unable to pass a bond due to county demographics • State funding leveraged Federal Office of Economic Adjustment project funding 	December 11, 2018	<ul style="list-style-type: none"> • FH status approved • Approved for immediate apportionment
Biggs Unified	Four modernization projects – full construction funding	<ul style="list-style-type: none"> • Unable to pass a local bond • Impacted by students displaced by the Camp Fire • Continual instability of District's fiscal situation 	June 26, 2019	<ul style="list-style-type: none"> • FH status approved

¹AB 1200 District – Law passed in 1991 that defined fiscal accountability for school districts and county offices of education to prevent bankruptcy. Districts are required to submit interim reports of their financial health to their County offices.

REPORT OF THE EXECUTIVE OFFICER
State Allocation Board Meeting, February 26, 2020

FACILITY HARDSHIP / REHABILITATION PROGRAM

SCHOOL DISTRICT DATA

School District: Trinity Alps Unified
Application Number: 58/76513-00-001
Total District Enrollment: 744
County: Trinity

School Name: Weaverville Elementary
Project Grade Level: K-8
Financial Hardship: Yes

The District qualifies for financial hardship pursuant to SFP Regulation Section 1859.81(c)(5). The District has demonstrated it is financially unable to provide all or a part of the matching funds and is levying the developer fees or equal alternative revenue source justified by law. The District qualifies for financial hardship using "other evidence of reasonable effort as approved by the SAB" on February 26, 2020.

TYPE OF REQUEST

State Allocation Board (Board) Conceptual approval for an immediate Apportionment for a School Facility Program (SFP) Facility Hardship rehabilitation project.

Estimated Total Project Cost: \$5,117,040.00
Estimated Total Cost to the State: \$5,057,344.00
Total Design Cost to the State: \$706,844.75

DESCRIPTION

DESCRIPTION OF HEALTH AND SAFETY THREAT

In June of 2019, Trinity Alps Unified School District became aware of potential mold growth at the Weaverville Elementary school site. A report by a licensed industrial hygienist, dated July 5, 2019 and July 24, 2019 confirmed the presence of extensive mold growth throughout the campus. The cafeteria, gym, locker rooms, main office, library and multiple classrooms were determined to be unsafe for occupation by students and staff and subsequently closed. A follow up report dated September 19, 2019, by Interstate Restoration LLC. indicates that "multiple areas throughout the school have been identified needing mold abatement before students can be allowed back into the building to resume regular activities."

SCOPE OF PROJECT

Rehabilitation work consists of mold abatement on all surfaces, including the removal and replacement of ceiling tiles and drywall, the cleaning of all HVAC systems and

components, and performing the necessary repairs to prevent future water intrusion and return the affected facilities to pre-loss condition.

STATUS OF SCHOOL SITE

Students are temporarily housed in leased portables on the Weaverville Elementary site. The first phase of work to mitigate the mold has been completed. The District anticipates completing the second phase of work to restore the affected facilities to pre-loss conditions pending approval of this request.

QUALIFYING CRITERIA

GOVERNMENT/STATE LEVEL OCCURENCE

The Trinity County Environmental Health Division has provided written concurrence that supports the industry specialist's findings and recommended work to mitigate the health and safety threat.

Staff Supports the District's Request: Yes

SITE VISIT COMPLETED BY STAFF

Staff completed site visits on September 4, 2019 and November 19, 2019.

AUTHORITY

See Attachment A

RECOMMENDATIONS

1. Approve the District's request for an immediate Apportionment to complete the mitigation of mold and subsequent rehabilitation of the affected facilities at the Weaverville Elementary School site pursuant to SFP Regulation Section 1859.83(e), as provided on Attachment B.
2. Provide that the District must file an Approved Application for funding within 18 months of this approval, pursuant to Regulation Section 1859.82 (c).
3. Provide that this conceptual approval does not guarantee a commitment for funding by the Board. Any possible future funding will be subject to all governing laws and regulations, and the availability of funds.
4. Provide that the State portion of any and all savings which may be realized from the funding of this Facility Hardship project must be returned to the State.

5. Provide that in the event local bond proceeds become available prior to the District's submittal of the final Expenditure Report for the project, the District shall apply any available proceeds to the Financial Hardship grant provided.

ATTACHMENT A

AUTHORITY

Education Code (EC) Section 17075.10(a) states:

A school district may apply for hardship assistance in cases of extraordinary circumstances. Extraordinary circumstances may include, but are not limited to, the need to repair, reconstruct, or replace the most vulnerable school facilities that are identified as a Category 2 building, as defined in the report submitted pursuant to Section 17317, determined by the department to pose an unacceptable risk of injury to its occupants in the event of a seismic event.

SFP Regulation Section 1859.82 states, “A district is eligible for facility hardship funding to repair, replace, or construct new classrooms and related facilities if the district demonstrates there is an unmet need for pupil housing or the condition of the facilities, or the lack of facilities, is a threat to the health and safety of the pupils.”

SFP Regulation Section 1859.82(a)(1) provides for Facility Hardship grant funding when:

The facilities are needed to ensure the health and safety of the pupils if the district can demonstrate to the satisfaction of the Board that the health and safety of the pupils is at risk. Factors to be considered by the Board shall include the close proximity to a major freeway, airport, electrical facility, high power transmission lines, dam, pipeline, industrial facility, adverse air quality emission or other health and safety risks, including structural deficiencies required by the DSA to be repaired, seismic mitigation of the Most Vulnerable Category 2 Buildings as verified by the DSA, traffic safety or because the pupils reside in remote areas of the district and transportation to existing facilities is not possible or poses a health and safety risk.

SFP Regulation Section 1859.82(a)(1)(A)(1) states,

If the total cost to remain in the classroom or related facility is 50 percent or less than the Current Replacement Cost, the district may qualify for either grant below, as applicable:

- a. Modernization Excessive Cost Hardship Grant for Rehabilitation Costs pursuant to Section 1859.83(e), or
- b. A grant not to exceed 50 percent of the cost estimate that has been reviewed and approved by the OPSC and approved by the Board for seismic repair.

ATTACHMENT A

Regulation Section 1859.83(e) states:

Excessive Cost for rehabilitation of facilities the Board has determined are a health and safety risk to the pupils pursuant to Section 1859.82(a)(1) and the cost/benefit analysis to mitigate the problem and remain in the facility is less than 50 percent of the Current Replacement Cost of the facility. The cost/benefit analysis shall not include increased costs associated with high performance related costs or components, with the exception of those high performance components that were pre-existing in the classroom or related facility. If the district qualifies, the district is eligible for funding of Rehabilitation Costs as a modernization project. If the Approved Application is received on or before April 29, 2002, the grant amount provided is 80 percent of the amount of the cost estimate required in Section 1859.82(a)(1) that has been reviewed by the OPSC and approved by the Board. If the Approved Application is received after April 29, 2002, the grant amount provided is 60 percent of the amount of the cost estimate required in Section 1859.82(a)(1) that has been reviewed by the OPSC and approved by the Board. An additional grant may be provided for high performance incentive pursuant to Section 1859.77.4 provided that the high performance points attained are related to the scope of the Facility Hardship project. For any project funded in whole or in part from Proposition 47 or Proposition 55 for which the construction contract is awarded prior to January 1, 2012, the district may be eligible for the funding provided to initiate and enforce a LCP as prescribed in Section 1859.78.1(a). For any project for which the construction contract is awarded on January 1, 2012 through June 19, 2014, the grant may be adjusted in the manner prescribed in Section 1859.78.1(b) and subject to the limitations established in Section 1859.78.1(c).

SAB Meeting: February 26, 2020

Modernization – Separate Design

SCHOOL DISTRICT DATA

Application No: 58/76513-00-001
 School District: Trinity Alps Unified

County: Trinity
 School Name: Weaverville Elementary

PROJECT DATA

Type of Project: Elementary School Application Filing Basis: Site Specific
 Pupils Assigned K-6:
 7-8:
 9-12:
 Non-Severe:
 Severe:
 Financial Hardship Requested: Yes

GRANT DATA

<u>Estimated Total Grant</u>		<u>Separate Design Grant</u>	
Modernization Grant	\$3,066,163.00	Total Design (25% of Grant)	\$766,540.75
Total State Share (60%)	3,066,163.00	Total Design	<u>\$766,540.75</u>
District Share (40%)	2,044,109.00	Design State Share (60%)	459,924.45
Total Estimated Cost	<u>\$5,110,272.00</u>	Design District Share (40%)	306,616.30
		District Cash Contribution	\$59,696.00
		Financial Hardship	<u>\$246,920.30</u>

DESIGN PROJECT FINANCING

<u>State Share</u>	
Modernization Design Grant	\$459,924.45
<u>District Share</u>	
Cash Contribution	59,696.00
Financial Hardship	246,920.30
Total Design Cost	<u>\$766,540.75</u>

HISTORY OF PROJECT COST AND APPORTIONMENT

	Fund Code	Proposition	Previously Authorized	Authorized This Action	State Apportionment This Action
<u>State Share</u>					
Modernization Design Grant	051-570	51	\$	\$ 459,924.45	\$ 459,924.45
<u>District Share</u>					
Cash Contribution				\$59,696.00	
Financial Hardship	051-570	51	\$	\$ 246,920.30	\$ 246,920.30
Total			\$	\$ 766,540.75	\$ 706,844.75

Funding Source(s): Proposition 51 Bonds/2016-Nov.

Pursuant to the Board's action on March 11, 2009, this application has been approved and placed on the Unfunded List (Lack of AB 55 Loans). This approval does not constitute a guarantee or commitment of future State funding.

The District shall ensure that it is in compliance with all applicable laws, regulations and certifications it made on the program forms.

Based on the Board's action on June 5, 2017, this project is subject to the Grant Agreement submittal pursuant to School Facility Program Regulation Section 1859.90.4.

The District is responsible for ensuring that the project is compliant with Prevailing Wage Monitoring and/or Labor Compliance Program requirements at the time construction contracts are executed and/or construction commenced.

The District is required to submit a valid Fund Release Authorization (Form SAB 50-05) within 18 months of the date of the apportionment; otherwise, the apportionment will be rescinded without further board action.

Financial Hardship

Amounts shown for financial hardship assistance are subject to adjustment as a result of a review of the District's financial records pursuant to Regulation Section 1859.81(a) at the time of apportionment.

Provide that the State portion of any and all project savings realized from the funding of this Facility Hardship Program project must be returned to the State.

In the event local bond proceeds become available prior to the District's submittal of the final Expenditure Report for the project, the District shall apply any available proceeds to the Financial Hardship grant provided.

The District qualifies for financial hardship pursuant to SFP Regulation Section 1859.81(c)(5). The District has demonstrated it is financially unable to provide all or a part of the matching funds and is levying the developer fees or equal alternative revenue source justified by law. The District qualifies for financial hardship using "other evidence of reasonable effort as approved by the SAB" on February 26, 2020.

REPORT OF THE EXECUTIVE OFFICER
State Allocation Board Meeting, February 26, 2020

FACILITY HARDSHIP / REHABILITATION PROGRAM

SCHOOL DISTRICT DATA

School District: Trinity Alps Unified
Application Number: 58/76513-00-001
Total District Enrollment: 744
County: Trinity

School Name: Weaverville Elementary
Project Grade Level: K-8
Financial Hardship: Yes

The District qualifies for financial hardship pursuant to SFP Regulation Section 1859.81(c)(5). The District has demonstrated it is financially unable to provide all or a part of the matching funds and is levying the developer fees or equal alternative revenue source justified by law. The District qualifies for financial hardship using "other evidence of reasonable effort as approved by the SAB" on February 26, 2020.

TYPE OF REQUEST

State Allocation Board (Board) Conceptual approval for placement on the Unfunded List (Lack of AB 55 Loans) for a School Facility Program (SFP) Facility Hardship rehabilitation project.

Total Project Cost: \$5,117,040.00
Cost to the State: \$5,057,344.00
Total Design Cost to the State: \$706,844.75

DESCRIPTION

DESCRIPTION OF HEALTH AND SAFETY THREAT

In June of 2019, Trinity Alps Unified School District became aware of potential mold growth at the Weaverville Elementary school site. A report by a licensed industrial hygienist, dated July 5, 2019 and July 24, 2019 confirmed the presence of extensive mold growth throughout the campus. The cafeteria, gym, locker rooms, main office, library and multiple classrooms were determined to be unsafe for occupation by students and staff and subsequently closed. A follow up report dated September 19, 2019, by Interstate Restoration LLC. indicates that "multiple areas throughout the school have been identified needing mold abatement before students can be allowed back into the building to resume regular activities."

SCOPE OF PROJECT

Rehabilitation work consists of mold abatement on all surfaces, including the removal and replacement of ceiling tiles and drywall, the cleaning of all HVAC systems and

components, and performing the necessary repairs to prevent future water intrusion and return the affected facilities to pre-loss condition.

STATUS OF SCHOOL SITE

Students are temporarily housed in leased portables on the Weaverville Elementary site. The first phase of work to mitigate the mold has been completed. The District anticipates completing the second phase of work to restore the affected facilities to pre-loss conditions pending approval of this request.

QUALIFYING CRITERIA

GOVERNMENT/STATE LEVEL OCCURENCE

The Trinity County Environmental Health Division has provided written concurrence that supports the industry specialist's findings and recommended work to mitigate the health and safety threat.

Staff Supports the District's Request: Yes

SITE VISIT COMPLETED BY STAFF

Staff completed site visits on September 4, 2019 and November 19, 2019.

AUTHORITY

See Attachment A

RECOMMENDATIONS

1. Approve the District's request for an unfunded approval to complete the mitigation of mold and subsequent rehabilitation of the affected facilities at the Weaverville Elementary School site pursuant to SFP Regulation Section 1859.83(e), as provided on Attachment B.
2. Provide that the District must file an Approved Application for funding within 18 months of this approval, pursuant to Regulation Section 1859.82 (c).
3. Provide that this conceptual approval does not guarantee a commitment for funding by the Board. Any possible future funding will be subject to all governing laws and regulations, and the availability of funds.
4. Provide that the State portion of any and all savings which may be realized from the funding of this Facility Hardship project must be returned to the State.

5. Provide that in the event local bond proceeds become available prior to the District's submittal of the final Expenditure Report for the project, the District shall apply any available proceeds to the Financial Hardship grant provided.

ATTACHMENT A

AUTHORITY

Education Code (EC) Section 17075.10(a) states:

A school district may apply for hardship assistance in cases of extraordinary circumstances. Extraordinary circumstances may include, but are not limited to, the need to repair, reconstruct, or replace the most vulnerable school facilities that are identified as a Category 2 building, as defined in the report submitted pursuant to Section 17317, determined by the department to pose an unacceptable risk of injury to its occupants in the event of a seismic event.

SFP Regulation Section 1859.82 states, "A district is eligible for facility hardship funding to repair, replace, or construct new classrooms and related facilities if the district demonstrates there is an unmet need for pupil housing or the condition of the facilities, or the lack of facilities, is a threat to the health and safety of the pupils."

SFP Regulation Section 1859.82(a)(1) provides for Facility Hardship grant funding when:

The facilities are needed to ensure the health and safety of the pupils if the district can demonstrate to the satisfaction of the Board that the health and safety of the pupils is at risk. Factors to be considered by the Board shall include the close proximity to a major freeway, airport, electrical facility, high power transmission lines, dam, pipeline, industrial facility, adverse air quality emission or other health and safety risks, including structural deficiencies required by the DSA to be repaired, seismic mitigation of the Most Vulnerable Category 2 Buildings as verified by the DSA, traffic safety or because the pupils reside in remote areas of the district and transportation to existing facilities is not possible or poses a health and safety risk.

SFP Regulation Section 1859.82(a)(1)(A)(1) states,

If the total cost to remain in the classroom or related facility is 50 percent or less than the Current Replacement Cost, the district may qualify for either grant below, as applicable:

- a. Modernization Excessive Cost Hardship Grant for Rehabilitation Costs pursuant to Section 1859.83(e), or
- b. A grant not to exceed 50 percent of the cost estimate that has been reviewed and approved by the OPSC and approved by the Board for seismic repair.

ATTACHMENT A

Regulation Section 1859.83(e) states:

Excessive Cost for rehabilitation of facilities the Board has determined are a health and safety risk to the pupils pursuant to Section 1859.82(a)(1) and the cost/benefit analysis to mitigate the problem and remain in the facility is less than 50 percent of the Current Replacement Cost of the facility. The cost/benefit analysis shall not include increased costs associated with high performance related costs or components, with the exception of those high performance components that were pre-existing in the classroom or related facility. If the district qualifies, the district is eligible for funding of Rehabilitation Costs as a modernization project. If the Approved Application is received on or before April 29, 2002, the grant amount provided is 80 percent of the amount of the cost estimate required in Section 1859.82(a)(1) that has been reviewed by the OPSC and approved by the Board. If the Approved Application is received after April 29, 2002, the grant amount provided is 60 percent of the amount of the cost estimate required in Section 1859.82(a)(1) that has been reviewed by the OPSC and approved by the Board. An additional grant may be provided for high performance incentive pursuant to Section 1859.77.4 provided that the high performance points attained are related to the scope of the Facility Hardship project. For any project funded in whole or in part from Proposition 47 or Proposition 55 for which the construction contract is awarded prior to January 1, 2012, the district may be eligible for the funding provided to initiate and enforce a LCP as prescribed in Section 1859.78.1(a). For any project for which the construction contract is awarded on January 1, 2012 through June 19, 2014, the grant may be adjusted in the manner prescribed in Section 1859.78.1(b) and subject to the limitations established in Section 1859.78.1(c).

SAB Meeting: February 26, 2020

Modernization – Separate Design

SCHOOL DISTRICT DATA

Application No: 58/76513-00-001
 School District: Trinity Alps Unified

County: Trinity
 School Name: Weaverville Elementary

PROJECT DATA

Type of Project: Elementary School Application Filing Basis: Site Specific
 Pupils Assigned K-6:
 7-8:
 9-12:
 Non-Severe:
 Severe:
 Financial Hardship Requested: Yes

GRANT DATA

<u>Estimated Total Grant</u>		<u>Separate Design Grant</u>	
Modernization Grant	\$3,066,163.00	Total Design (25% of Grant)	\$766,540.75
Total State Share (60%)	3,066,163.00	Total Design	<u>\$766,540.75</u>
District Share (40%)	2,044,109.00	Design State Share (60%)	459,924.45
Total Estimated Cost	<u>\$5,110,272.00</u>	Design District Share (40%)	306,616.30
		District Cash Contribution	\$59,696.00
		Financial Hardship	<u>\$246,920.30</u>

DESIGN PROJECT FINANCING

<u>State Share</u>	
Modernization Design Grant	\$459,924.45
<u>District Share</u>	
Cash Contribution	59,696.00
Financial Hardship	246,920.30
Total Design Cost	<u>\$766,540.75</u>

HISTORY OF PROJECT COST AND APPORTIONMENT

	Fund Code	Proposition	Previously Authorized	Authorized This Action	Unfunded Approval This Action
<u>State Share</u>					
Modernization Design Grant	951-570	51	\$	\$ 459,924.45	\$ 459,924.45
<u>District Share</u>					
Cash Contribution				\$59,696.00	
Financial Hardship	951-570	51	\$	\$ 246,920.30	\$ 246,920.30
Total			\$	<u>\$ 766,540.75</u>	<u>\$ 706,844.75</u>

Funding Source(s): Proposition 51 Bonds/2016-Nov.

Pursuant to the Board's action on March 11, 2009, this application has been approved and placed on the Unfunded List (Lack of AB 55 Loans). This approval does not constitute a guarantee or commitment of future State funding.

The District shall ensure that it is in compliance with all applicable laws, regulations and certifications it made on the program forms.

Based on the Board's action on June 5, 2017, this project is subject to the Grant Agreement submittal pursuant to School Facility Program Regulation Section 1859.90.4.

The District is responsible for ensuring that the project is compliant with Prevailing Wage Monitoring and/or Labor Compliance Program requirements at the time construction contracts are executed and/or construction commenced.

Financial Hardship

Amounts shown for financial hardship assistance are subject to adjustment as a result of a review of the District's financial records pursuant to Regulation Section 1859.81(a) at the time of apportionment.

Provide that the State portion of any and all project savings realized from the funding of this Facility Hardship Program project must be returned to the State.

In the event local bond proceeds become available prior to the District's submittal of the final Expenditure Report for the project, the District shall apply any available proceeds to the Financial Hardship grant provided.

The District qualifies for financial hardship pursuant to SFP Regulation Section 1859.81(c)(5). The District has demonstrated it is financially unable to provide all or a part of the matching funds and is levying the developer fees or equal alternative revenue source justified by law. The District qualifies for financial hardship using "other evidence of reasonable effort as approved by the SAB" on February 26, 2020.

REPORT OF THE EXECUTIVE OFFICER
State Allocation Board Meeting, February 26, 2020

STATE ALLOCATION BOARD VICE-CHAIR SELECTION

PURPOSE OF REPORT

To elect a Vice-Chair of the State Allocation Board (Board).

DESCRIPTION

According to the *Rules and Operating Procedures of the State Allocation Board*, the Board shall elect a legislative member of the Board to serve as Vice-Chair for a two-year term. This item provides the opportunity for the Board to elect a Vice-Chair.

OPTION

Consider nominations for the selection of a Vice-Chair and proceed with the election.

BOARD ACTION

In considering this Item, the Board nominated and Assembly Member O'Donnell was elected Vice-Chair of the Board.

**PROPOSED AMENDMENTS TO THE SCHOOL FACILITY
PROGRAM FOR THE FACILITY HARDSHIP PROGRAM AND
SEISMIC MITIGATION PROGRAM**

PURPOSE OF REPORT

To present the following for State Allocation Board (Board) approval:

- Proposed School Facility Program (SFP) regulatory amendments for the Facility Hardship Program and the Seismic Mitigation Program; and,
- A new form for use and submission of a cost estimate with Facility Hardship and Seismic Mitigation Program applications (Form SAB 58-01)

DESCRIPTION

The Facility Hardship Program began in 1998 with the creation of the School Facility Program. In 2006, California voters approved Proposition 1D which provided funding to create the Seismic Mitigation Program.

The Facility Hardship Program provides funding assistance in cases of extraordinary circumstances that have caused an imminent health and safety threat to students and staff. Extraordinary circumstances may include seismic mitigation of the Most Vulnerable Category 2 facilities. Qualified projects may receive Facility Hardship funding to repair, replace, or construct school buildings or related required components.

This item seeks Board approval for proposed amendments to the SFP regulations for the Facility Hardship Program and the Seismic Mitigation Program and a new cost estimate form to be required for Facility Hardship and Seismic Mitigation application submissions under these proposed regulations. This item includes the following Attachments:

- See Attachment A1 through A3 for the proposed regulation packet including:
 - Attachment A1 – Proposed Regulations
 - Attachment A2 – *Facility Hardship Cost Estimate* (SAB 58-01)
 - Attachment A3 – *Application for Funding* (Form SAB 50-04)
- See Attachment B – Outline of the proposed regulation's structure
- See Attachment C – Source document used to determine the proposed Portable Replacement grants

AUTHORITY

See Attachment D.

BACKGROUND

With the increased number of applications received under the Facility Hardship Program, the Office of Public School Construction (OPSC) has identified a number of areas of opportunity to provide clarity, increase consistency, and improve user readability of the SFP regulations governing this program.

OPSC held three public meetings on January 10, 2020, January 31, 2020, and February 7, 2020 to discuss the proposed amendments of the Facility Hardship Program and Seismic Mitigation Program regulations. The meetings were webcast live and the recordings are available on OPSC’s website to provide access to all stakeholders. Staff invited stakeholders to provide feedback regarding the proposed regulation text as well as changes to the program.

STAFF ANALYSIS/STATEMENTS

Notable Program Changes

To provide increased clarity to school districts applying to the programs, the proposed regulation amendments incorporate changes to the overall organization and structure of the regulation text. Additionally, the proposed regulations expand flexibility in program options, and increase funding for some areas of these programs. In some circumstances, the proposed changes may limit funding opportunities by providing stricter accountability for state bond funds.

The chart below summarizes the main changes between existing regulations and these proposed regulations, a more detailed description of the changes follows the chart:

Program Funding (additional grants)

Existing Regulations	Proposed Regulations
Rehabilitation projects are funded based on “F2 level of difficulty”	Added provisions that rehabilitation projects will be funded at the higher “F3 level of difficulty”
Replacement projects funded on square footage ineligible for Small Size Project supplemental grant	Added supplemental grant for small size projects to all replacement projects
Rehabilitation projects are ineligible for supplemental grant for Excessive Cost Hardship due to Geographic location	Added supplemental grant for Excessive Cost Hardship due to Geographic Location for rehabilitation projects
Portable buildings are ineligible for funding	Added provisions allowing portable buildings to be eligible for funding

STAFF ANALYSIS/STATEMENTS (cont.)Notable Program Changes (cont.)**Program Funding (clarification & changes)**

Existing Regulations	Proposed Regulations
Regulations were silent on the ability to use rehabilitation funding for replacement projects	Added language clarifying that rehabilitation grants can be used for replacement projects
Design funding criteria and grant calculation are not outlined in the Facility Hardship regulations	Design application requirements and grant calculation is clearly outlined in the proposed regulations
Seismic mitigation projects design grants are based on the bond source (new construction allocation) regardless of application type	Seismic rehabilitation application design grants will be calculated based on the application type (replacement or rehabilitation)
Districts must appeal to the Board for use of replacement funding to rehabilitate non-historic facilities	Districts are allowed to use replacement funding to rehabilitate non-historic buildings without an appeal

Program Criteria

Existing Regulations	Proposed Regulations
Districts can seek reimbursement on projects back to August 1998 (beginning of the SFP)	Districts must submit applications within 12 months of Division of the State Architect (DSA) approval or 6 months of project completion for projects that receive an exemption from DSA plan review
Aging facilities or obsolete component systems may be eligible for Facility Hardship funding if they pose a health and safety threat	Only projects that are caused by unusual circumstances beyond control of the district are eligible
Format of cost estimate is chosen by district	Cost estimate must be submitted in the standardized template approved by the SAB
Regulations are unclear on what constitutes a complete application submittal, which leads to delays in processing and/or return of an application after partial review.	Application acceptance criteria is specified in proposed regulations. Applications that do not meet the clarified criteria outlined in the proposed regulations will be determined incomplete and returned to the district unprocessed

STAFF ANALYSIS/STATEMENTS (cont.)

Notable Program Changes (cont.)

Organization

Existing Regulations	Proposed Regulations
Combined section for Facility Hardship Replacement and the Seismic Mitigation Program	Separate subsections for the Facility Hardship Program and Seismic Mitigation Program
Facility Hardship Rehabilitation grants are in a separate section of the regulations	Facility Hardship Rehabilitation is included within the Facility Hardship Program regulations
Program regulations are largely organized in paragraph form	Increased section enumeration to clearly delineate each program's specific criteria (see Attachment B)

Organizational Changes

The overarching organization and structure of the Facility Hardship Program and Seismic Mitigation Program regulation text has been revised to improve clarity of program purpose and implementation. Staff has provided a high level outline of the proposed organizational structure in Attachment B. The Facility Hardship Program has been separated from the Seismic Mitigation Program into two new subsections. This delineation between the related programs allows for a focused expression of the requirements unique to each program.

Within both subsections, there is increased enumeration to assist with navigating the various aspects of program eligibility, application requirements, and funding calculations.

Additionally, the Facility Hardship Program regulations discussing applications for rehabilitation are now included in the Facility Hardship Program subsection 1859.82.1(c) as opposed to inclusion as an Excessive Cost Hardship Grant in Section 1859.83.

Applications for the Reimbursement of Completed Facility Hardship Projects

In the proposed regulations, districts must submit eligible facility hardship applications for projects to OPSC within one year of receiving DSA approval of their plans. For projects that do not require DSA approval, districts must submit applications for completed eligible projects within 6 months of project completion as demonstrated by occupancy of the affected building or use of the affected system.

The proposed regulations provide the opportunity for reimbursement for projects not meeting the above criteria for 90 days following the effective date of the regulations. The application must meet all other criteria and requirements of the revised regulations.

STAFF ANALYSIS/STATEMENTS (cont.)

The proposed facility hardship regulations are designed to more closely align the regulations with Education Code Section 17075.10 which outlines that funding be provided either in cases where there is extreme financial, disaster-related, or other hardship that is causing an unmet need for pupil housing or cases of “extraordinary circumstances” where “excessive costs need to be incurred in the construction of school facilities....” The purpose of this Section is to provide assistance to school districts whom are otherwise unable to address a health and safety issue and also meet the housing needs of the district. Health and safety issues addressed several years prior to application submittal do not appear to meet the intent of the statute.

Applications for the Mitigation of Mold

For projects where the main health and safety threat is due to mold, OPSC will require a site visit prior to the completion of any mitigation work. This will allow OPSC to review the conditions at the site and assist in determining funding eligibility.

With an increase in applications requesting funding for the mitigation of mold, OPSC has encountered situations in which the mold has been mitigated or the affected building materials had been removed prior to obtaining the documentation required to submit an eligible application. This can ultimately render the project ineligible for program funding as the required documentation may be difficult to obtain after remediation has taken place. The intent of requiring a site visit for projects seeking state funding for the mitigation of mold is to establish early communication between the district and OPSC to ensure that the necessary documentation is obtained prior to remediation. This early outreach also allows the district and OPSC to discuss state funding calculations for the application.

Return of Incomplete Applications

Applications that do not contain all required components of a complete application as outlined in the proposed regulations will be determine incomplete and returned to the district without processing. This is consistent with current procedure and has been added to the proposed regulations for clarification. This increases the focus on processing complete facility hardship and seismic mitigation applications. OPSC will continue to work with and assist districts that are in the early stages of a project and have questions in advance of submitting an application.

Facility Hardship Cost Estimate Form (Form SAB 58-01)

The existing regulations require that districts submit a cost estimate. The proposed regulations require the cost estimate to be submitted in a specified format. The intent of this revision is to streamline the application process for districts and provide a consistent framework for an equitable review process and a consistent funding determination. To facilitate this, Staff has created the proposed *Facility Hardship Cost Estimate* (Form SAB 58-01); a copy of this form is provided as Attachment A2.

STAFF ANALYSIS/STATEMENTS (cont.)

Districts must reference the most current published edition of the Current Construction Costs Remodeling Repair publication by Sierra West Publishing for the reference data required to complete Form SAB 58-01. Total unit costs must be entered at the increased F3 degree of difficulty.

OPSC intends to publish the Form SAB 58-01 annually in a template format with updated allowances in conformance with the Sierra West Current Construction Costs Remodeling Repair publication.

Replacement Grants for Portable School Buildings

The existing regulations for the Facility Hardship Program provide for funding for replacement area using a price per square footage calculation based on an amount that is provided in the SFP Regulations. These amounts are intended for the replacement of permanent type construction and do not reflect an accurate amount for the purposes of calculating replacement costs for portable buildings. This calculation results in a funding amount that does not seem appropriate for portable type construction.

In the regulatory amendments, a new option for districts to replace or rehabilitate their portable facilities has been added. This is to allow districts more flexibility in the design of their mitigation plans as they work to resolve the existing health and safety threat. Due to statutory eligibility criteria regarding the type of construction required for the Seismic Mitigation Program, portable buildings remain ineligible to receive Seismic mitigation funding.

OPSC contacted multiple portable manufacturers for supporting information regarding portable costs and received from stakeholders several generalized estimates for the purchase, delivery, and installation of classroom portables. Based on a submitted and publically available piggyback contract provided to OPSC, OPSC calculated the cost to purchase, deliver and install a portable to illustrate what replacement grant could be. The portable replacement grants do not contain allowances for design, planning, or utilities. The utility costs will be allowed through site development grants, and the soft costs are provided as a percentage to the allowable site development grants. The grant values derived from this contract were consistent with the general range of costs received from the other information provided by stakeholder. The bid document used for the determination of these grants can be found on Attachment C. The Replacement Grant for Portables would follow the calculation procedure for Replacement Square Footage as outlined in the proposed regulations. Based on the data currently available to OPSC, the proposed Portable Replacement Grant would provide a matching share amount of \$46.56 per square foot for replacement portables classified as "other" space and \$118.62 per square foot portable square footage classified as "toilet" space.

STAFF ANALYSIS/STATEMENTS (cont.)

These amounts include costs for delivery and installation of the portable and will be adjusted annually as part of Annual Adjustment to School Facility Program Grants. For comparison, the grant for permanent replacement space is \$204 for “other” and \$366 foot “toilet” square footage. Using these per square foot costs for 2020, a 960 square foot replacement classroom portable would generate a Replacement Grant amount of \$44,697.60. For a 480 square foot restroom portable, the Replacement Grant amount would be \$56,937.60.

Supplemental Grant for Small Size Projects

The current supplemental grant for Small Size Projects is calculated based on the number of pupil grants requested for New Construction projects. The Facility Hardship and Seismic Mitigation Programs can fund replacement areas using the Square Footage Grant which does not directly equate to pupil grants.

Staff proposes an update to the Small Size Project Grant regulations to provide a calculation for eligible Facility Hardship replacement projects to receive this grant. This proposed calculation uses the Square Footage Grant to estimate the equivalent number of pupil grants for the purposes of determining the project’s eligibility for the supplemental Small Size Project Grant. The proposed calculation is provided in the text of Attachment A1 under Section 1859.83(b).

Supplemental Grant for Excessive Costs due to Geographic Location

Staff has proposed an expansion of the Excessive Cost Hardship Grant due to Geographic Location to provide this supplemental grant to rehabilitation applications. Projects for replacement schools and replacement facilities are currently eligible for the grant, which is applied as a percentage increase to calculated grant amounts.

Under existing regulations, applications for Facility Hardship or seismic rehabilitation are ineligible to receive this grant, which is intended to compensate for the increased construction costs districts may realize due to considerations associated with remote locations. Previously districts would provide a written narrative requesting the consideration of costs at the increased F3 degree of difficulty to address this discrepancy.

With the proposed regulations allowing districts to use F3 costs as a standard in the new Facility Hardship Cost Estimate (Form SAB 58-01), Staff recommends addressing the increased costs due to geographic location through the established criteria already in SFP regulations of a standard percentage increase currently used for replacement applications. This removes ambiguity associated with determining geographic considerations through the line items of the required cost estimate and allows for a more equitable distribution of funding.

STAFF ANALYSIS/STATEMENTS (cont.)

Advanced Site and Design Funding

Application submittal requirements and grant calculations were not previously outlined in the Facility Hardship and Seismic Mitigation Program regulations. Staff has provided clarifying language to outline the requirements for submittal and how advanced design and site funding is calculated for these programs. Additionally, seismic rehabilitation design and site grants will be provided in alignment with how modernization projects are funded for design (25% of the state share), rather than how new construction projects are funded (40% of the state share). This more appropriately reflects the project scope of these types of applications.

Incorporated Stakeholder Feedback

OPSC held three public stakeholder meetings on January 10, January 31, and February 7, 2020 at the California State Capitol building. The meetings were also aired as a live webcast including transcription to provide access to stakeholders who were unable to attend in person.

Staff would like to thank stakeholders that were able to view, attend or participate in these meetings and also thanks those who provided valuable feedback either at the meeting or through written correspondence to OPSC. Below is a table summarizing the topics raised by stakeholders and incorporated into these proposed regulations:

Stakeholder Feedback	OPSC Response
Timing of application submission for the reimbursement of completed work is too short	Addition of grace period - In cases where districts demonstrate unusual circumstances prevented timely application submission, OPSC may grant up to a 6-month extension to the submission deadline.
Funding for previously existing areas beyond the specified categories as described in the Replacement Square Footage Chart is ambiguous	Clarification of proposed regulation text - Areas not described in the Square footage chart will be provided for based on the existing square footage replaced, however funding will be limited to the maximum recommended in Title 5.
Language prohibiting the submission of appeal requests for incomplete application documents is too restrictive	Revision to proposed regulations - The appeal language was removed to prevent confusion. Incomplete applications will be returned to the district without review. Appeal requests may still be submitted for concerns unrelated to documentation requirements for a complete application.

STAFF ANALYSIS/STATEMENTS (cont.)

Stakeholder Feedback	OPSC Response
Funding for projects should be provided for code compliance	Clarification of proposed regulations - The programs will fund costs to bring facilities into code compliance if they are triggered by the health and safety mitigation or required by California Department of Education or DSA to approve plans for an eligible health and safety or seismic project.
Severe and non-severe classroom replacement should not be limited by square footage	Revision to proposed regulations – The severe and non-severe grade categories have been removed from the square footage chart to simplify the grant calculations. Square footage for these areas will continue to be provided for based on the existing and resulting square footage replaced.
Stakeholders expressed concerns with discontinuing the “conceptual approval” process.	Although staff has concerns with providing “conceptual approvals”, staff has incorporated “conceptual approval” into the proposed regulations.

Unincorporated Stakeholder Feedback

Staff would like to thank stakeholders for the following feedback that OPSC considered but did not incorporate in the proposed regulatory changes:

- The usage of actual costs instead of estimated cost values in the required cost estimate.
 - The SFP is a formula-driven grant program that was not intended to fund the exact cost of construction, as costs fluctuate depending on a variety of factors and geographic locations. The use of a formula-driven calculation ensures consistency in the calculation of grant funding for all school districts.

As part of OPSC’s review of a project, the SFP does provide increases to SFP grants, including Facility Hardship and SMP grants, for local bidding and construction climates in California through supplemental grants such as the Excessive Cost Hardship Grant due to Geographic Location which provides a percent increase to overall grants based on the school district’s location. There are also increases for various soft costs in cost estimates such as overhead and profit, architect fees, testing and inspection, etc. SFP Regulations do not require any reductions to grants based on favorable bidding climates.

STAFF ANALYSIS/STATEMENTS (cont.)

- Consideration of F4 level of difficulty costing for projects with certain types of work.
 - OPSC has previously confirmed with Sierra West that the F4 level of difficulty should only be applied to particular line items. The proposed regulations provide increased funding at the F3 level of difficulty across the board, provide additional supplemental grants, and attempt to streamline the application process. The broad applicability of the proposed regulations does not provide an exception for F4 level of difficulty funding.

- Providing funding for Industrial and Technology/ Education Laboratory in the same square footage amount as allowed by the Career Technical Education Facilities Program (CTEFP).
 - The CTEFP does not provide funds on a square footage basis. The CTEFP provides a cap of \$3 million for projects that include the construction of new facilities. Districts have flexibility in project design and use of funds.
 - OPSC has confirmed with CDE that the minimum recommended size for Industrial and Technology/ Education Laboratory classrooms is 960 square feet.

- Providing funding for site development requests for projects using replacement funding to complete rehabilitation work
 - In this context, the site development work is theoretical work outside the building construction costs that would be triggered as a result of the replacement of the building(s). For example, replacement of a school may enable a local government to require the school district to install a sidewalk or a streetlight. A traditional replacement project (where the facility is actually being replaced) may receive site development funds for this type of cost as the work is necessary to complete the project.
 - However, for projects in which the district is asking to use replacement funding to do rehabilitation work, these same costs would not be triggered, as the building is not actually being replaced. It does not seem necessary to provide this additional funding for projects that do not trigger the requirements.
 - OPSC acknowledges that some districts that choose the option to use replacement funds for rehabilitation work do so as a result of financial constraints, and that adding theoretical site development work increases funding levels. However, theoretical site development calculations are nearly impossible to verify or apply equitably because it is based on work that will not be completed. OPSC does not feel that this is an appropriate allocation of bond funds.

STAFF ANALYSIS/STATEMENTS (cont.)

- Stakeholders requested that all projects be allowed to submit an application up to six months after project completion.
 - The proposed regulations allow two different timelines for application submission depending on if the project requires DSA approval.
 - While OPSC recognizes that it would be simpler to have a single deadline for the retroactive submission of applications for completed projects, the scope of work for projects that require DSA approval are generally much larger and more complex than the scope of work for projects that are eligible for an exemption from DSA plan approval.
 - Projects requiring DSA approval often require more time to complete an eligible project spanning several years. Tying application submittal to completion in these circumstances would result in the project receiving higher grants than necessary based on costs in place years after the contract has been entered into.
 - The proposed timeline of 12 months after DSA approval with a possible extension of 6 months for extenuating circumstances appears reasonable.

Technical Edits

The following section lists technical edits related to the Facility Hardship Program and the Seismic Mitigation Program that have been updated for enumeration only:

- Section 1859.2 Definitions
- Section 1859.51 Adjustments to the New Construction Baseline Eligibility
- Section 1859.76 New Construction Additional Grants for Site Development Costs
- Section 1859.77.3 Use of New Construction Grant Funds for Projects Accepted by the DSA after January 22, 2003.
- Article 9. Hardship Assistance Section 1859.80.
- Section 1859.81. Financial Hardship
- Section 1859.90.3. Participation in the Priority Funding Process
- Section 1859.93. Modernization Project Funding Order.

The following sections unrelated to the Facility Hardship or Seismic Mitigation Programs are no longer applicable and have been removed from the SFP regulations in this proposed revision as overall regulatory cleanup:

- Section 1859.91. Implementation of Priority Points Due to Insufficient State Funds.
- Section 1859.92. Priority Points for New Construction Projects
- Section 1859.94. Hardship Funding.

CONCLUSION

Staff is presenting the attached proposed Facility Hardship Program and Seismic Mitigation Program Regulations and Forms for approval on an emergency basis. Approving the Regulations and Forms will enable the Board to administer the program according to the new requirements.

RECOMMENDATIONS

1. Adopt the regulatory amendments as shown in Attachments A1 through A3.
2. Authorize the Executive Officer to file the proposed Regulations with the Office of Administrative Law on an emergency basis and make the regulations permanent.

This Item was postponed to a future State Allocation Board meeting.

ATTACHMENT A1

OFFICE OF PUBLIC SCHOOL CONSTRUCTION
STAKEHOLDER MEETING
February 7, 2020

Facility Hardship Program and Seismic Mitigation Program Proposed Regulations

1859.2 Definitions

“Facility Hardship” means the repair, reconstruction, or replacement of School Buildings, components of School Buildings, or school site conditions authorized by Section 1859.82.1 or 1859.82.2. ~~means new or replacement facilities authorized by Section 1859.82 (a) or (b).~~

“Facility Hardship Square Footage Grant” means the grant per square foot provided for Facility Hardship replacement ~~facilities funding pursuant to Sections 1859.82 (a) or (b) 1859.82.1(b)(4)(B) or 1859.82.2(b)(4)(B),~~ excluding additional grants provided under Section ~~1859.82 (a) or (b) 1859.82.1 or 1859.82.2~~

...

“Form SAB 58-01” means the *Facility Hardship Cost Estimate*, Form SAB 58-01 (New 02/20), which is incorporated by reference.

...

“Most Vulnerable Category 2 Buildings” means the building meets the criteria outlined in Section ~~1859.82(a)(1)(C)~~ 1859.82.2(a) and is one of the following building types: ...

...

“Portable Classroom Replacement Grant” – Starting in 2020 is \$46.55 per Square Foot and will be adjusted in the manner prescribed in Section 1859.71.

“Portable Toilet Replacement Grant” – Starting in 2020 is \$118.62 per Square Foot and will be adjusted in the manner prescribed in Section 1859.71.

...

“Rehabilitation Cost” means the health and safety mitigation grant that is less than 50 percent of the Current Replacement Cost of the School Building.

Rehabilitation Costs provided shall be 60 percent of the eligible costs in Form SAB 58-01 required in Section 1859.82.1(c)(3)(C) that has been reviewed and approved by OPSC and approved by the Board.

“Seismic Rehabilitation Grant” means a grant allowable under Education Code Section 17075.10(a) and (b)(2) and Section ~~1859.82(a)(1)(A)(1)b.,~~ 1859.82.2(c)(4) excluding additional grants.

ATTACHMENT A1

Section 1859.51. Adjustments to the New Construction Baseline Eligibility.

The baseline eligibility for new construction determined on the Form SAB 50-03 will be adjusted as follows:

...

(h) Increased by the number of pupils eligible for grants pursuant to Section ~~1859.82(a)~~ 1859.82.1(b)(4)(A) or 1859.82.2(b)(4)(A).

...

(s) increased by the capacity of classrooms that were originally included in the district's baseline eligibility, later demolished as part of a project pursuant to Section 1859.82.1 or 1859.82.2, and did not receive replacement funding as part of that project.

Section 1859.61. Adjustments to the Modernization Baseline Eligibility...

(l) Adjusted as a result of ~~classrooms demolished and replaced pursuant to Regulation Section 1859.82.~~ School Buildings that receive replacement funding via the New Construction Grant or the Facility Hardship Square Footage Grant pursuant to Section 1859.82.1 or Section 1859.82.2.

...

Section 1859.76. New Construction Additional Grant for Site Development Costs.

In addition to any other funding authorized by these Regulations, the Board shall provide funding equal to 50 percent of the following approved site development and applicable design costs: (a) Service site development cost, within school property lines for:

...

(a)(12) Removal and relocation of portable classrooms on a site eligible for replacement funding pursuant to Section ~~1859.82(a)~~ 1859.82.1 or 1859.82.2 that are available for housing pupils pursuant to Section 1859.35(a).

...

(d)(3) 6 percent of the State and district share for Elementary School Pupils and Middle School Pupils and 3.75 percent of the State and district share for High School Pupils of the funding provided by Sections 1859.71.2, 1859.72, 1859.73, 1859.73.2, ~~1859.82,~~ 1859.82.1(b)(3)(A)(1), 1859.82.1(b)(3)(B), 1859.82.1(b)(3)(C), 1859.82.2(b)(4)(A), 1859.82.2(b)(4)(B), 1859.83(a), (b) and (c) and 1859.125(a)(1) through (a)(2).

ATTACHMENT A1

Section 1859.77.3. Use of New Construction Grant Funds for Projects Accepted by the DSA after January 22, 2003.

...

(a)(6) For purposes of this section to determine if an existing facility is inadequate, the existing square footage is less than 60 percent of the square footage necessary for the current CBEDS for the site plus the Net School Building Capacity of the proposed project as calculated pursuant to Section 1859.82(b) 1859.82.1(b)(4)(B)(2), except for Alternative Education Schools. For Alternative Education Schools, refer to the following:

...

(7)(A)2. For a multipurpose room, gymnasium, and/or library, refer to the chart in Section ~~1859.82(b)~~ 1859.82.1(b)(4)(B)(2).

...

Article 9. Hardship Assistance Section 1859.80.

General.

A district shall qualify for hardship assistance by demonstrating one or more of the following:

...

~~(b) A facility Hardship Grant as provided in Section 1859.82.~~ Qualification for facility hardship as provided in Section 1859.82.1 or 1859.82.2.

...

Section 1859.81. Financial Hardship.

...

(a)(8) Funding to pay for obtaining a structural report pursuant to Section 1859.82.2 ~~1859.82~~ for an approvable and funded seismic mitigation project.

...

From the funds deemed available as a matching contribution, the district may also retain \$19,776 per classroom in each reporting period for the cost to provide necessary interim housing for the currently unhoused pupils displaced as a result of a SAB approved seismic mitigation project pursuant to Section 1859.82.2 ~~1859.82~~. The amount shown shall be adjusted annually in the manner prescribed in Section 1859.71. The number of classrooms needed for interim housing shall be the quotient of the displaced pupils by 25 for K-6, 27 for 7-12, 13 for Non-Severe and 9 for Severe and round up to the nearest whole number.

...

ATTACHMENT A1

Section 1859.82. Facility Hardship.

~~A district is eligible for facility hardship funding to repair, replace, or construct new classrooms and related facilities if the district demonstrates there is an unmet need for pupil housing or the condition of the facilities, or the lack of facilities, is a threat to the health and safety of the pupils. A facility hardship is available for:~~

~~(a) Repair of facilities, new classrooms and/or subsidiary facilities (corridors, toilets, kitchens and other non-classroom space), or replacement facilities if either (1) or (2) are met:~~

~~(1) The facilities are needed to ensure the health and safety of the pupils if the district can demonstrate to the satisfaction of the Board that the health and safety of the pupils is at risk. Factors to be considered by the Board shall include the close proximity to a major freeway, airport, electrical facility, high power transmission lines, dam, pipeline, industrial facility, adverse air quality emission or other health and safety risks, including structural deficiencies required by the DSA to be repaired, seismic mitigation of the Most Vulnerable Category 2 Buildings as verified by the DSA, traffic safety or because the pupils reside in remote areas of the district and transportation to existing facilities is not possible or poses a health and safety risk. Funding for seismic mitigation related and ancillary costs for the Most Vulnerable Category 2 Buildings shall only be provided from the SFP New Construction Account.~~

~~(A) The district shall prepare and submit to the OPSC an Application which includes a cost/benefit analysis which will be used to compare the total costs to remain in the classroom or related facility and mitigate the problem to the Current Replacement Cost of the classroom or related facility. The cost/benefit analysis may include applicable site development costs as outlined in Section 1859.76. The cost/benefit analysis shall not include increased costs associated with high performance related costs or components, with the exception of those high performance components that were pre-existing in the classroom or related facility.~~

~~1. If the total cost to remain in the classroom or related facility is 50 percent or less than the Current Replacement Cost, the district may qualify for either grant below, as applicable:~~

~~a. Modernization Excessive Cost Hardship Grant for Rehabilitation Costs pursuant to Section 1859.83(e), or~~

~~b. A grant not to exceed 50 percent of the cost estimate that has been reviewed and approved by the OPSC and approved by the Board for seismic repair.~~

~~2. If the total cost to remain in the classroom or related facility is greater than 50 percent of the Current Replacement Cost and the Application is for replacement facilities, the district may qualify for a grant for a new or replacement school or replacement facilities as a new construction project.~~

ATTACHMENT A1

~~3. If the total cost to remain in the classroom or related facility is greater than 50 percent of the Current Replacement Cost and the Application is for the repair, not the replacement, of a Qualified Historical School Building, the district may qualify for funding as a new construction project. The district must demonstrate that the facility meets the definition of a Qualified Historical School Building. Qualified Historical School Building status must be determined by an appropriate local, state, or federal governmental agency or by a person(s) who meets the Professional Qualification Standards set forth by the Secretary of the Interior's Standard and Guidelines for Archeology and Historical Preservation.~~

~~(B) If the request is for facilities that include structural and/or seismic deficiencies, the cost/benefit analysis must also include a report from a licensed design professional identifying the minimum work necessary to obtain DSA approval. The report must contain a detailed cost estimate of the repairs. The cost/benefit analysis shall not include increased costs associated with high performance related costs or components, with the exception of those high performance components that were pre-existing in the classroom or related facility. The report and cost estimate shall be subject to review by the OPSC for conformance with the Current Construction Cost Publication by the Sierra West Group and, at the OPSC's discretion, the DSA. For seismic deficiencies of the Most Vulnerable Category 2 Buildings, the report and the cost estimate for the minimum work necessary must be reviewed by the DSA.~~

~~(C) The seismic mitigation projects must meet all of the following requirements:~~

- ~~1. The construction contract was executed on or after May 20, 2006;~~
- ~~2. The project funding provided shall be for the minimum work necessary to obtain DSA approval;~~
- ~~3. The building is designed for occupancy by students and staff; and~~
- ~~4. The DSA concurs with a report by a structural engineer, which identifies structural deficiencies that pose an unacceptable risk of injury to its occupants in a seismic event. If the unacceptable risk of injury is due to the presence of faulting, liquefaction or landslide, these hazards must be documented by a geologic hazards report prepared by an engineering geologist in accordance with California Building Code, Part 2, Chapter 18, section 1803A and with the concurrence of the California Geological Survey.~~

~~The structural engineer's report shall conform to the guidelines prepared by the DSA, in accordance with Education Code Section 17310.~~

~~(2) The classroom or related facility was lost or destroyed as a result of a disaster such as fire, flood or earthquake and the district has demonstrated satisfactorily to the Board that the classroom or related facility was uninsurable or the cost for insurance was prohibitive.~~

~~If the district qualifies for a new or replacement school pursuant to either (a)(1)(A)2. or (a)(2) above, the district is eligible for a New Construction Grant as a new construction~~

ATTACHMENT A1

project for the lesser of the pupils housed in the replaced facility based on loading standards pursuant to Education Code Section 17071.25(a)(2) or the latest CBEDS enrollment at the site.

~~If the district qualifies for repair of a Qualified Historical School Building pursuant to (a)(1)(A)3. or replacement facilities on the same site pursuant to either (a)(1)(A)2. or (a)(2) above, the district is eligible for funding as a new construction project. Replacement facilities and square footage amounts used to determine funding for a Qualified Historical School Building shall be allowed in accordance with the square footage amounts provided in the chart in Section (b) below. If the facility eligible for replacement is not shown in the chart in Section (b) below, the replacement facility shall be limited to the square footage replaced. If the Qualified Historical School Building is a facility type not shown in the chart in Section (b) below, the square footage amounts used to determine funding shall be limited to the existing square footage of the Qualified Historical School Building. The grant amount provided shall be \$173.30 per square foot for Toilet Facilities and \$96.30 per square foot for all other facilities. Additional funding may be provided for applicable site development costs pursuant to Section 1859.76, New Construction Excessive Cost Hardship Grant(s) pursuant to Section 1859.83(a), (b) or (d), therapy room pursuant to Section 1859.72, multilevel construction pursuant to Section 1859.73, project assistance pursuant to Section 1859.73.1, and high performance incentive pursuant to Section 1859.77.4 provided that the high performance points attained are related to the scope of the Facility Hardship project. The amounts shown will be adjusted in the manner prescribed in Section 1859.71. For any project funded in whole or in part from any State bond funds for which the construction contract is awarded prior to January 1, 2012, the district may be eligible for the funding provided to initiate and enforce a LCP as prescribed in Section 1859.71.4(a). For any project for which the construction contract is awarded on January 1, 2012 through June 19, 2014, the grant may be adjusted in the manner prescribed in Section 1859.71.4(c) and subject to the limitations established in Section 1859.71.4(d).~~

~~Any grants provided pursuant to either (a)(1) or (a)(2) above will be reduced for any space deemed available by the Board in the district, the HSAA or Super HSAA that could be used to house some or all of the displaced pupils, fifty percent of any insurance proceeds collectable by the district for the displaced facilities and fifty percent of the net proceeds available from the disposition of any displaced facilities. If the district qualifies for rehabilitation of facilities on the same site pursuant to subsection (a)(1)(A)(1)b., the district is eligible for a Seismic Rehabilitation Grant. The grant provided is pursuant to subsection (a)(1)(A)(1)b. and Education Code Section 17075.10(b)(2). Additional funding may be provided for a high performance incentive grant pursuant to Section 1859.77.4. For any project for which the construction contract is awarded on January 1, 2012 through June 19, 2014, the seismic rehabilitation grant may be adjusted in the manner prescribed in Section 1859.71.4(c) and subject to the limitations established in Section 1859.71.4(d).~~

~~(b) A multi-purpose room, toilet, gymnasium, school administration or library/media center, facility that meets all the following:~~

ATTACHMENT A1

~~(1) The facility was lost or destroyed as a result of a disaster, including but not limited to fire, flood or earthquake.~~

~~(2) The facility is no longer useable for school purposes as recommended by the California Department of Education and approved by the Board.~~

~~(3) The district has demonstrated satisfactorily to the Board that the facility was uninsurable or the cost of insurance was prohibitive.~~

~~If the district qualifies, the district is eligible for funding as a new construction project. The funding amount provided shall be \$96.30 per square foot for library/media center, school administration, gymnasium and multi-purpose facilities, and/or \$173.30 per square foot for Toilet Facilities. A New Construction Additional Grant may be provided for applicable site development costs pursuant to Section 1859.76, New Construction Excessive Cost Hardship Grant(s) pursuant to Section 1859.83(a) and (d), therapy room pursuant to Section 1859.72, multilevel construction pursuant to Section 1859.73, project assistance pursuant to Section 1859.73.1, and high performance incentive pursuant to Section 1859.77.4 provided that the high performance points attained are related to the scope of the Facility Hardship project. The amounts shown will be adjusted in the manner prescribed in Section 1859.71. For any project funded in whole or in part from any State bond funds for which the construction contract is awarded prior to January 1, 2012, the district may be eligible for the funding provided to initiate and enforce a LCP as prescribed in Section 1859.71.4(a). For any project for which the construction contract is awarded on January 1, 2012 through June 19, 2014, the grant may be adjusted in the manner prescribed in Section 1859.71.4(c) and subject to the limitations established in Section 1859.71.4(d).~~

~~Any grants provided pursuant to (b) above, shall be reduced by fifty percent of any insurance proceeds collectable by the district for the displaced facilities and fifty percent of the net proceeds available from the disposition of any displaced facilities.~~

~~The square footage provided, after accounting for all useable facilities on the site, shall not exceed the following:~~

ATTACHMENT A1

Facility	Elementary School Pupils	Middle School Pupils	High School Pupils
Multi-Purpose (includes food service)	5.3 sq. ft. per pupil minimum 4,000 sq. ft.	5.3 sq. ft. per pupil minimum 5,000 sq. ft.	6.3 sq. ft. per pupil minimum 8,200 sq. ft.
Toilet	3 sq. ft. per pupil minimum 300 sq. ft.	4 sq. ft. per pupil minimum 300 sq. ft.	5 sq. ft. per pupil minimum 300 sq. ft.
Gymnasium (includes shower/locker)	N/A	12.9 sq. ft. per pupil minimum 6,828 sq. ft. maximum 16,000 sq. ft.	15.3 sq. ft. per pupil minimum 8,380 sq. ft. maximum 18,000 sq. ft.
School Administration	3 sq. ft. per pupil minimum 600 sq. ft.	3 sq. ft. per pupil minimum 600 sq. ft.	4 sq. ft. per pupil minimum 800 sq. ft.
Library/Media Center	2.3 sq. ft. per pupil plus 600 sq. ft.	3.3 sq. ft. per pupil plus 600 sq. ft.	4.3 sq. ft. per pupil plus 600 sq. ft.

DELETE

Any facilities eligible for facility hardship not shown in the above chart or for Alternative Education facilities not shown in the table in Section 1859.77.3(a)(5) shall be eligible for replacement square footage equal to the facilities replaced. For an Alternative Education school eligible for a facility hardship, utilize the square footage provided in Section 1859.77.3(a)(5), with the exception of toilet and administration where the chart above shall be utilized.

The modernization baseline eligibility provided in Section 1859.60 will be adjusted as a result of funding provided as a new construction project pursuant to (a) or (b) above.

A district may request a determination of eligibility for facility hardship funding in advance of project funding.

(c) A district seeking replaced facilities as a result of either (a) or (b) above must submit Form SAB 50-04 for the replaced facilities:

(1) Within 18 months if the replacement facilities will be located on the same site.

(2) Within 24 months if the replacement facilities will be located on a replacement site.

If an Approved Application for the replaced facility is not accepted within the time periods identified in (c)(1) or (c)(2) above, the Board shall re-review the criteria submitted by the district for replacement of the facility prior to apportionment of the replaced facility.

1859.82 Facility Hardship Program and Seismic Mitigation Program

A school district may apply for Facility Hardship, including Seismic Mitigation, Program assistance in cases of extraordinary circumstances that have caused an imminent health and safety threat.

ATTACHMENT A1

1859.82.1 Facility Hardship Program

“School Building” for the purposes of this Section shall have the same definition as Education Code Section 17283, and shall also exclude any districtwide administrative facilities.

A district is eligible for Facility Hardship funding to repair, replace, or construct School Buildings or related required components that are currently causing a health and safety threat to the students and/or staff. Projects solely to replace components that have reached the end of their useful life, perform routine maintenance or repair, issues resulting from the deferment of routine maintenance or repair, lack of current code compliance, or the addition of components that were not previously existing, do not meet the qualifying criteria of the program. However, this work may be incorporated into a qualifying Facility Hardship application if it is required to be completed to gain DSA approval.

Beginning 90 days after the effective date of these regulations, Approved Applications requesting Facility Hardship Program funding shall be submitted to OPSC within 12 months of DSA approval for the scope of work mitigating the identified health and safety threat. If the project does not require DSA approval, then the Approved Application for funding must be received within the 6 months following project completion, as demonstrated by the earliest of the following: the date that the notice of completion of the project has been filed; occupancy of any portion of the project Facility; or when the School Buildings or components of the School Buildings in the project are currently in use by the district. For cause shown, if a district demonstrates that extreme or unusual circumstances prevented the submission of an eligible application within the applicable timeline outlined above, OPSC may allow up to an additional 6 months for submittal.

- (a) Districts may qualify for funding to replace or construct new School Buildings. Factors to be considered by the Board to determine eligibility for Facility Hardship program replacement funding may include, but are not limited to:
- (1) Damage or loss as a result of a natural disaster such as a fire, flood, or earthquake.
 - (2) Proximity to a major freeway, airport, electrical facility, high power transmission lines, dam, pipeline, or industrial facility.
 - (3) Adverse air quality.
 - (4) Structural deficiency to the School Building, and
 - (5) Site conditions such as faulting, toxic soil, or liquefaction.
 - (6) Or other factors approved by the Board.
- (b) To qualify for replacement funding for School Buildings, the district must submit an Approved Application for funding and either (1) or (2) below:
- (1) For School Buildings that are lost, destroyed, or unable to be repaired, the district must submit:
 - (A) A report from an industry specialist that states that the only way to mitigate the health and safety threat is to replace the School Building(s).
 - (B) Documentation which demonstrates that the facilities in the project must be reconstructed in order to house the current enrollment of the district.

ATTACHMENT A1

- (2) For permanent School Buildings where the cost to rehabilitate the School Building(s) exceeds 50 percent of the Current Replacement Cost, or for Portable Classrooms where the cost to rehabilitate exceeds the Portable Classroom Replacement Grant or Portable Toilet Replacement Grant, the district must submit:
- (A) A report by an industry specialist that outlines the minimum work to mitigate the health and safety threat and remain in the existing School Building. If the threat is due to the presence of mold, OPSC must conduct a site visit to view the damage prior to remediation. If the remediation is done prior to a site visit, the application will be ineligible for funding. Requests for asbestos mitigation must include lab test results indicating the asbestos is currently friable, and provides the location, material, and testing methods used.
- (B) A letter of concurrence from a governmental agency that has jurisdiction or expertise over the field in which the health and safety threat originates. The letter must concur with the industry specialist report on both 1. and 2. below:
1. An imminent health and safety threat to student and/or staff exists.
 2. The mitigation measures outlined in the industry specialist's report are the minimum measures required to mitigate the threat and allow the continued use of the School Building(s).
- (C) Applications must include a detailed Form SAB 58-01 that meets the following requirements:
1. The Form SAB 58-01 must use the most current edition of the Current Construction Remodeling and Repair Cost publication by Sierra West Publishing. The Form SAB 58-01 shall not include contract amounts, actual costs paid, or bid amounts, unless the scope of work is not contained in the most current edition of the Current Construction Remodeling and Repair Cost publication by Sierra West Publishing. OPSC may accept other supporting documentation for scopes of work not contained in the Sierra West Current Construction Remodeling and Repair Cost publication.
 2. All requested line items shall include Construction Specifications Institute reference number, description, F3 total unit cost amount, and quantity. Any line items that include amounts in lump-sum formats will not be reviewed or approved.
 3. The work in the Form SAB 58-01 provided by the licensed design professional shall match the work outlined in the report for the minimum work required to mitigate the health and safety threat.
 4. The estimate submitted to OPSC shall be for the same scope of work reviewed and concurred to by DSA, and that is referenced in the governmental concurrence letter for the project.
 5. The Form SAB 58-01 may also include any work required by DSA to obtain plan approval.
- (D) A cost/benefit analysis that demonstrates the minimum work required to mitigate the health and safety threat and remain in the School Building exceeds 50 percent of the Current Replacement Cost of the existing Square Footage of the School Building. The minimum work required may include work required by DSA to gain approval for the mitigation project.
- (E) All other documents required to complete an Approved Application for funding. This includes:
1. A completed *Application for Funding* (Form SAB 50-04).
 2. The DSA Plan Approval letter for the project or documentation from DSA verifying that the project is exempt from their approval process.

ATTACHMENT A1

3. CDE Plan Approval letter for the project or documentation from CDE verifying that the project is exempt from their approval process.
4. If the project is for a high school site, a letter or meeting minutes from the district's Career and Technical Education Advisory Committee (CTEAC) certifying that the district is in compliance with all career technical facility needs and assessments as outlined in Education Code, Section 17070.955.
 - (3) Applications for Facility Hardship replacement funding that do not submit all documents required as part of (1) or (2) above shall be returned without review.
 - (4) If the district qualifies for funding to replace their School Buildings, the district is eligible to receive funding for the project as follows:
 - (A) If the district is required to replace all School Buildings on site, the district is eligible to receive funding as follows:
 1. A New Construction Grant will be provided for the lesser of 2. or 3. below.
 2. The classroom capacity determined by multiplying the number of classrooms on the project site being replaced by:
 - a. 25 pupils for each K-6 classroom.
 - b. 27 pupils for each 7-12 classroom.
 - c. 13 pupils for each Non-Severely Disabled Individuals with Exceptional Needs classroom.
 - d. 9 pupils for each Severely Disabled Individuals with Exceptional Needs classroom.
 3. The higher of a., b., or c. below:
 - a. The CBEDS Report of the current enrollment reporting year at the existing project site.
 - b. The average CBEDS Report of the current enrollment reporting year and two immediately preceding enrollment reporting years at the existing project site.
 - c. If the site is closed, use the CBEDS Report of the last enrollment reporting year in which the site was open.
 4. Additional funding may be provided, as applicable, for:
 - a. Fire Code Requirements pursuant to 1859.71.2,
 - b. therapy room pursuant to Section 1859.72,
 - c. multilevel construction pursuant to Section 1859.73,
 - d. project assistance pursuant to Section 1859.73.1.
 - e. replacement with multistory construction pursuant to Section 1859.73.2,
 - f. site acquisition pursuant to 1859.74, 1859.74.5, and 1859.75,
 - g. Hazardous waste removal pursuant to 1859.74.2, 1859.74.3, and 1859.74.4,
 - h. Applicable site development costs pursuant to 1859.76, and
 - i. New Construction Excessive Cost Hardship Grant(s) for geographic location pursuant to Section 1859.83(a),
 - j. New Construction Excessive Cost Hardship Grant(s) for small size projects pursuant to Section 1859.83(b)
 - k. New Construction Excessive Cost Hardship Grant(s) for new school projects pursuant to Section 1859.83(c), and
 - l. New Construction Excessive Cost Hardship Grant(s) urban location, security requirements and impacted site pursuant to Section 1859.83(d)
- (B) If the district qualifies to replace some but not all School Buildings on the project site, funding will be based on the Square Footage of the School Buildings replaced and is capped by the lesser of the amount provided in accordance to the chart below and

ATTACHMENT A1

the Square Footage constructed for each category as justified by enrollment at the project site as follows:

1. The enrollment at the project site, is determined by the higher of a. or b. below, or c.:
 - a. The CBEDS Report of the current enrollment reporting year at the existing project site.
 - b. The average CBEDS Report of the current enrollment reporting year and two immediately preceding enrollment reporting years at the existing project site.
 - c. If the site is closed, use the CBEDS Report of the last enrollment reporting year in which the site was open.
2. Using the enrollment determined in 1. any permanent replacement Square Footage provided will be calculated in accordance to a., b., c., below and the chart below.
 - a. If the actual square footage being constructed in the replacement project is less than the amount allowable in the chart for each facility type, the replacement Square Footage shall be limited to the actual square footage constructed.
 - b. Non-specialized classroom space provided is limited by the enrollment determined in 1. rounded up to the nearest whole classroom based on 1859.82.1(b)(4)(A)2., and then reduced for any classroom space available at the site to house the pupils at the site.
 - c. Classrooms with specialized design such as auto shop, metal shop, music rooms, consumer home economic laboratories, industrial technology laboratories, or science laboratories will qualify for funding if used for its specialized purpose in the current enrollment reporting year or immediately preceding enrollment reporting year. Additionally, these spaces will not count as available capacity for purposes of providing funding in this section when calculating space available to house displaced pupils.
 - d. Any space not in the chart below will be provided based on the Square Footage replaced. This may include, but is not limited to, janitor's closets, hallways, and vestibules.

ATTACHMENT A1

<u>Facility</u>	<u>Elementary School Pupils</u>	<u>Middle School Pupils</u>	<u>High School Pupils</u>
<u>Multi-Purpose (includes food service)</u>	<u>5.3 sq. ft. per pupil minimum 4,000 sq. ft.</u>	<u>5.3 sq. ft. per pupil minimum 5,000 sq. ft.</u>	<u>6.3 sq. ft. per pupil minimum 8,200 sq. ft.</u>
<u>Toilet</u>	<u>3 sq. ft. per pupil minimum 300 sq. ft.</u>	<u>4 sq. ft. per pupil minimum 300 sq. ft.</u>	<u>5 sq. ft. per pupil minimum 300 sq. ft.</u>
<u>Gymnasium (includes shower/locker area)</u>	<u>N/A</u>	<u>12.9 sq. ft. per pupil minimum 6,828 sq. ft. maximum 16,000 sq. ft.</u>	<u>15.3 sq. ft. per pupil minimum 8,380 sq. ft. maximum 18,000 sq. ft.</u>
<u>School Administration</u>	<u>3 sq. ft. per pupil minimum 600 sq. ft.</u>	<u>3 sq. ft. per pupil minimum 600 sq. ft.</u>	<u>4 sq. ft. per pupil minimum 800 sq. ft.</u>
<u>Library/Media Center</u>	<u>2.3 sq. ft. per pupil plus 600 sq. ft., minimum 960 sq. ft.</u>	<u>3.3 sq. ft. per pupil plus 600 sq. ft. minimum 960 sq. ft.</u>	<u>4.3 sq. ft. per pupil plus 600 sq. ft. minimum 960 sq. ft.</u>
<u>Kindergarten Classrooms (including Transitional Kindergarten)</u>	<u>1,350 sq. ft. for each replacement classroom.</u>	<u>NA</u>	<u>NA</u>
<u>Classrooms (1st-12th grade)</u>	<u>960 sq. ft. for each replacement classroom</u>	<u>960 sq. ft. for each replacement classroom</u>	<u>960 sq. ft. for each replacement classroom</u>
<u>Computer instructional support area, Industrial and Technology/Education Laboratory</u>	<u>960 sq. ft. for each replacement classroom.</u>	<u>960 sq. ft. for each replacement classroom.</u>	<u>960 sq. ft. for each replacement classroom.</u>
<u>Laboratory Classrooms (including science and consumer home economics. (Does not include Industrial and Technology/Education Laboratory)</u>	<u>1,300 sq. ft. for each replacement classroom.</u>	<u>1,300 sq. ft. for each replacement classroom.</u>	<u>1,300 sq. ft. for each replacement classroom.</u>

e. Beginning in 2020 the resulting Square Footage amount(s) shall be multiplied by \$204 per square foot for all non-Toilet Facilities and by \$366 per square foot for Toilet Facilities (includes shower/locker area and physical therapy area for Individuals with Exceptional Needs). The amounts shown will be adjusted in the manner prescribed in Section 1859.71.

3. Additional funding may be provided, as applicable, for:

ATTACHMENT A1

- a. therapy room pursuant to Section 1859.72,
 - b. multilevel construction pursuant to Section 1859.73,
 - c. project assistance pursuant to Section 1859.73.1.
 - d. replacement with multistory construction pursuant to Section 1859.73.2,
 - e. site acquisition pursuant to 1859.74,
 - f. Hazardous waste removal pursuant to 1859.74.2,
 - g. Applicable site development costs pursuant to 1859.76, and
 - h. New Construction Excessive Cost Hardship Grant(s) for geographic location pursuant to Section 1859.83(a),
 - i. New Construction Excessive Cost Hardship Grant(s) for small size Projects pursuant to Section 1859.83(b), and
 - j. New Construction Excessive Cost Hardship Grant(s) urban location, security requirements and impacted site pursuant to Section 1859.83(d)
- (C) Using the enrollment determined in (b)(4)(B)1., any Portable Classroom replacement funding provided will be calculated using the Portable Replacement Grant. Any portable toilet facilities provided will be calculated using the Portable Toilet Replacement Grant.
- 1. Additional funding may be provided, as applicable, for:
 - a. Fire Code Requirements pursuant to 1859.71.2,
 - b. therapy room pursuant to Section 1859.72,
 - c. project assistance pursuant to Section 1859.73.1.
 - d. site acquisition pursuant to 1859.74,
 - e. Hazardous waste removal pursuant to 1859.74.2,
 - f. Applicable site development costs pursuant to 1859.76, and
 - g. Excessive Cost Hardship Grant(s) for geographic location pursuant to Section 1859.83(a),
 - h. New Construction Excessive Cost Hardship Grant(s) for small size projects pursuant to Section 1859.83(b), and
 - i. Excessive Cost Hardship Grant(s) urban location, security requirements and impacted site pursuant to Section 1859.83(d)
- (D) If the district qualifies for replacement funding, the funding may be used to rehabilitate the facility as long as the qualifying health and safety threat is fully mitigated. If replacement funding is used for rehabilitation work, the district may request the following supplemental grants, as applicable, for:
- 1. Fire code requirements pursuant to 1859.71.2 if the funding is based on a per-pupil basis pursuant to 1859.82.1(b)(4)(A),
 - 2. Therapy room pursuant to Section 1859.72,
 - 3. Project assistance pursuant to Section 1859.73.1.
 - 4. Excessive Cost Hardship Grant(s) for geographic location pursuant to Section 1859.83(a),
 - 5. New Construction Excessive Cost Hardship Grant(s) for small size projects pursuant to Section 1859.83(b), and
 - 6. Excessive Cost Hardship Grant for urban location, security requirements and impacted site pursuant to Section 1859.83(d)

ATTACHMENT A1

- (c) Districts may qualify for funding to rehabilitate their School Buildings, components of School Buildings, or school site conditions. Factors to be considered by the Board may include (1) or (2) below:
 - (1) School Buildings where the minimum cost to mitigate the health and safety threat and remain in the School Building is 50 percent or less of the Current Replacement Cost.
 - (2) Components of the School Buildings or school sites conditions are causing a health and safety threat to students and/or staff. Health and safety threats that may qualify include, but are not limited to:
 - (A) School Building structural deficiency.
 - (B) Hazardous conditions such as methane, lead, or asbestos mitigation.
 - (C) Unsafe water supply.
 - (D) Site conditions such as faulting, toxic soil, landslide risk, or liquefaction.
- (1) To qualify for Facility Hardship rehabilitation funding for School Buildings or components of School Buildings, the district must submit an Approved Application for funding and all documents outlined below. Applications that do not meet the requirements below shall be returned without review.
 - (A) A report by an industry specialist that outlines the minimum work to mitigate the health and safety threat and remain in the existing School Building. If the threat is due to the presence of mold, OPSC must conduct a site visit to view the damage prior to remediation. If the remediation is done prior to a site visit, the application will be ineligible for funding. Requests for asbestos mitigation must include lab test results indicating the asbestos is currently friable, and provides the location, material, and testing methods used.
 - (B) A letter of concurrence from a governmental agency that has jurisdiction or expertise over the field in which the health and safety threat originates. The letter must concur with the industry specialist's report on both 1. and 2. below:
 - 1. An imminent health and safety threat to student and/or staff exists.
 - 2. The mitigation measures outlined in the industry specialist's report are the minimum measures required to mitigate the threat and allow the continued use of the School Building(s) or component.
 - (C) Applications must include a detailed Form SAB 58-01 that meets the following requirements:
 - 1. The Form SAB 58-01 must use the most current edition of the Current Construction Remodeling and Repair Cost publication by Sierra West Publishing. The Form SAB 58-01 shall not include contracted amounts, actual costs paid, or bid amounts, unless the scope of work is not contained in the most current edition of the Current Construction Remodeling and Repair Cost publication by Sierra West Publishing. OPSC may also accept other supporting documentation for scope of work not contained in the Sierra West Current Construction Remodeling and Repair Cost publication.
 - 2. All requested line items shall include Construction Specifications Institute (CSI) reference number, description, F3 total unit cost amount, and quantity. Any line items that include amounts in lump-sum formats will not be reviewed and will be disallowed.

ATTACHMENT A1

3. The work in the Form SAB 58-01, provided by the licensed design professional, shall match the work outlined in the report for the minimum work required to mitigate the health and safety threat.
4. If the project requires DSA plan approval, the Form SAB 58-01 submitted to OPSC shall be for the same scope of work reviewed and concurred to by DSA, and that is referenced in the governmental concurrence letter for the project.
5. The Form SAB 58-01 may also include any associated work required by DSA as a result of the mitigation of the health and safety threat.
- (D) Facility Hardship applications for School Buildings must also include a cost/benefit analysis. The cost/benefit analysis shall be completed based on the type of the project as outlined below:
 1. For permanent buildings, the district must demonstrate the minimum work required to mitigate the health and safety threat and remain in the School Building is less than 50 percent of the Current Replacement Cost of the School Building. The minimum work required may include work required by Division of the State Architect to gain approval for the mitigation project.
 2. For Portable School Buildings, the district must demonstrate the minimum work required to mitigate the health and safety threat and remain in the portable building is less than the Portable Classroom Replacement Grant. The minimum work required may also include any associated work required by DSA as a result of the mitigation of the health and safety threat.
 3. Applications that are for necessary components of a site or School Building, such as hazardous water supply, methane mitigation, faulting, liquefaction, landslide potential, friable asbestos, do not require a Cost Benefit Analysis to be submitted.
- (E) All other documents required to complete an Approved Application for funding. This includes:
 1. A completed *Application for Funding* (Form SAB 50-04).
 2. The DSA Plan Approval letter for the project or documentation from DSA verifying that the project is exempt from their approval process.
 3. CDE Plan Approval letter for the project or documentation from CDE verifying that the project is exempt from their approval process.
 4. If the project is for a high school site, a letter or meeting minutes from the district's Career and Technical Education Advisory Committee (CTEAC) certifying that the district is in compliance with all career technical facility needs and assessments as outlined in Education Code, Section 17070.955
- (4) If the district qualifies for funding to rehabilitate or repair their School Buildings, the district is eligible to receive funding for the project as follows:
- (A) Rehabilitation Costs provided shall be 60 percent of the eligible costs in the Form SAB 58-01 required in Section 1859.82.1(c)(3)(C) that has been reviewed and approved by the OPSC and approved by the Board.
- (B) If the district qualifies for rehabilitation funding, the funding may be used towards the replacement of the facility as long as the qualifying health and safety threat is fully mitigated.
- (C) Applicable supplemental grants may be provided for the following:
 1. project assistance pursuant to Section 1859.73.1.
 2. geographic percentage factor pursuant to 1859.83(a)
- (d) Any grants provided in accordance to (b) or (c) above shall be adjusted as follows:
 - (1) For projects funded in accordance to (b) above:

ATTACHMENT A1

- (A) Reduced for any space deemed available by the Board in the district, HSAA, or Super HSAA that could be used to house some or all of the displaced pupils in the project.
- (B) Reduced by 50 percent of any insurance proceeds collectable by the district for the project. Any insurance proceeds collected after Apportionment shall be reported to OPSC and the Apportionment will be amended accordingly.
- (C) Reduced by 50 percent of the net proceeds available from the disposition of the property and/or facilities in the project.
 - (2) For projects funded in accordance to (c) above:
 - (A) 60 percent of any insurance proceeds collectable by the district for the project.
 - (B) 60 percent of the net proceeds available from the disposition of any displaced facilities in the project.
- (e) Adjustments to School Facility Program per-pupil grants.
 - (1) The district's New Construction Eligibility will be adjusted for any net increase in classroom capacity in the project pursuant to Section 1859.51(i).
 - (2) The baseline eligibility for modernization as provided in Section 1859.60 will be adjusted for any funding received in accordance to (b) above. The age of the classroom and square footage in the project shall be reset to the date of the Apportionment for the project.
- (f) Districts that qualify for Financial Hardship assistance may file an application for design funding, site funding, and determination of program eligibility in advance of construction funding.
 - (1) To request advanced funding for design for eligible projects, the district must submit an *Application for Funding* (Form SAB 50-04) indicating the request for design funding and all documents listed in Section 1859.82.1(c)(3)(A) through Section 1859.82.1(c)(3)(D)3.
 - (2) Advanced funding for design shall be provided based on the eligible project type as follows:
 - (A) For projects receiving funding for advanced design for the replacement of all School Buildings on the project site pursuant to Section 1859.82.1(b)(4)(A), the Board will apportion an amount not to exceed 40 percent of the New Construction Grant less any district funds available for the project pursuant to Section 1859.81(a).
 - (B) For projects receiving funding for advanced design for at least one but not all School Buildings on the project site pursuant to Section 1859.82.1(b)(4)(B), the Board will apportion an amount not to exceed 40 percent of the Facility Hardship Square Footage Grant less any district funds available for the project pursuant to Section 1859.81(a).
 - (C) For projects receiving funding for advanced design for Rehabilitation Costs pursuant to Section 1859.82.1(c)(4)(A), the Board will apportion an amount not to exceed 25 percent of the Rehabilitation Costs determined pursuant to Section 1859.82.1(c)(4)(A) less any district funds available for the project pursuant to Section 1859.81(a).
 - (3) Advanced funding for site shall be provided pursuant to 1859.82.1(b)(4)(A)4. The district is eligible for advanced funding for site acquisition as calculated pursuant to 1859.81.1.
 - (4) The amount apportioned for advanced design is an estimate of the funds needed for design, engineering, and other pre-construction project costs. Qualifying districts

ATTACHMENT A1

may request a separate Apportionment for the design and for site acquisition for the same facility hardship project.

- (5) The district is required to submit an Approved Application for funding and an updated Form SAB 58-01 for projects funded in accordance to 1859.82.1(c) or site development worksheet for projects funded in accordance to 1859.82.1(b), that reflects the final approved drawings for the project within:
 - (A) 18 months from the date of Apportionment if the project scope will be for repair or replacement on the same site.
 - (B) 24 months from the date of Apportionment if the project scope is for the replacement of School Building(s) which will be located on a replacement site.
- (6) If the district does not submit the Approved Application for funding within the timelines required by Section (2) above, the application will be reduced to eligible costs incurred.
- (7) Upon receipt of the Approved Application, the application will be reviewed for conformance with all program laws and regulations.
- (8) Any funding provided in Section 1859.82.1 shall be offset by any funding previously provided for the project.

1859.82.2 Seismic Mitigation Program

“School Building” for the purposes of this Section shall have the same definition as Education Code Section 17283, and shall also exclude any districtwide administrative facilities.

A school district is eligible for funding to repair, reconstruct, or replace the Most Vulnerable Category 2 Buildings which were originally constructed to be used as School Facilities and pose an unacceptable risk of injury to its occupants in the event of seismic activity. Program eligibility is determined by the Division of the State Architect while determination of grant funding is determined by the Board based on the following criteria.

Notwithstanding Sections 1859.93 and 1859.93.1, all applications for the seismic mitigation of the Most Vulnerable Category 2 Buildings shall be funded in the order of receipt of an Approved Application for funding. Any grants provided for the purpose of this section shall be provided as a new construction project and allocated on a 50 percent state share basis.

- (a) Seismic mitigation projects must meet all of the following requirements:
 - (1) The construction contract was executed on or after May 20, 2006;
 - (2) The project funding provided shall be for the minimum work necessary to obtain DSA approval;
 - (3) The School Building is designed for occupancy by students and staff; and
 - (4) The DSA concurs with a report by a structural engineer, which identifies structural deficiencies that pose an unacceptable risk of injury to its occupants in a seismic event. The structural engineers report shall conform to the guidelines prepared by the DSA, in accordance with Education Code Section 17310.

If the unacceptable risk of injury is due to the presence of faulting, liquefaction or landslide, these hazards must be documented by a geological hazards report

ATTACHMENT A1

prepared by an engineering geologist in accordance with California Building Code, Part 2, Chapter 18, section 1803A and with concurrence of the California Geological Survey.

- (b) To qualify for replacement funding for School Buildings, the district must submit an Approved Application for funding based on their specific circumstances in accordance to either (1) or (2) below:
- (5) For School Buildings that are lost, destroyed, or unable to be repaired the district must submit:
 - (A) A report from a licensed design professional identifying the School Buildings that are the Most Vulnerable Category 2 building(s) and;
 - (B) DSA letter(s) of concurrence to the findings in the report required in (b)(1)(A);
 - (C) If the collapse potential is due to faulting, liquefaction, or landslide, or if it is otherwise required by DSA for project approval, the district must submit 1. and 2. Below:
 - 1. A geological hazards report prepared by an engineering geologist indicating the potential for building displacement and recommended site improvements to mitigate the hazard
 - 2. Concurrence to the report from the California Geological Survey.
 - (D) Documentation which demonstrates that the facilities in the project must be reconstructed in order to house the current enrollment of the District.
- (6) For School Buildings with interior square footage to be mitigated, the district must submit:
 - (A) A report from a licensed design professional identifying the structural deficiencies that pose an unacceptable risk of injury to its occupants in a seismic event and the minimum mitigation work necessary to obtain DSA approval.
 - (B) DSA letter(s) of concurrence to the report
 - (C) If the collapse potential is due to faulting, liquefaction, or landslide, or if it is otherwise required by DSA for project approval the district must submit 1. and 2. below:
 - 1. A geological hazards report prepared by an engineering geologist indicating the potential for building displacement and recommended site improvements to mitigate the hazard
 - 2. Concurrence to the report from the California Geological Survey.
 - (D) Documentation that demonstrates that the facilities in the project must be reconstructed in order to house the current enrollment of the district.
 - (E) A detailed Form SAB 58-01 that meets the following requirements:
 - 1. The Form SAB 58-01 must use the most current edition of the Current Construction Remodeling and Repair Cost publication by Sierra West Publishing. The Form SAB 58-01 shall not include contract amounts, actual costs paid, or bid amounts, unless the scope of work is not contained in the most current edition of the Current Construction Remodeling and Repair Cost publication by Sierra West Publishing. OPSC may accept other supporting documentation for scopes of work not contained in the Sierra West Current Construction Remodeling and Repair Cost publication.
 - 2. All requested line items shall include Construction Specifications Institute reference number (CSI #), description, quantity, unit, cost per unit, and District's request. Any

ATTACHMENT A1

- line items that include amounts in lump-sum formats will not be reviewed or approved.
3. The work in the Form SAB 58-01 shall match the work that outlined in the report provided by the licensed design professional for the minimum work that would be required to mitigate the seismic threat if the School Building were to be rehabilitated instead of replaced.
 4. The Form SAB 58-01 may also include any ancillary work required by DSA to obtain plan approval for the minimum work required to mitigate the seismic threat.
- (F) A cost/benefit analysis that demonstrates that the minimum work to mitigate the seismic threat and remain in the School Building(s) exceeds 50 percent of the Current Replacement Cost.
- (G) All other documents required to complete an Approved Application for funding. This includes:
1. A completed *Application for Funding* (Form SAB 50-04).
 2. The DSA Plan Approval letter for the project or documentation from DSA verifying that the project is exempt from their approval process.
 3. CDE Plan Approval letter for the project or documentation from CDE verifying that the project is exempt from their approval process.
 4. If the project is for a high school site, a letter or meeting minutes from the district's Career and Technical Education Advisory Committee (CTEAC) certifying that the district is in compliance with all career technical facility needs and assessments as outlined in Education Code, Section 17070.955.
- (7) Applications for seismic mitigation replacement funding that do not meet the requirements of (1) or (2) above shall be returned without review.
- (8) If the district qualifies for Replacement funding in accordance to (a)(1) or (a)(2) above, the district is eligible to receive funding for the project as follows:
- (A) If the district is required to replace the entire site and relocate to a new site, the district is eligible to receive funding as follows:
1. A New Construction Grant will be provided for the lesser of 2. or 3. below.
 2. The classroom capacity determined by multiplying the number of classrooms on the project site being replaced by:
 - a. 25 pupils for each K-6 classroom.
 - b. 27 pupils for each 7-12 classroom.
 - c. 13 pupils for each Non-Severely Disabled Individuals with Exceptional Needs classroom.
 - d. 9 pupils for each Severely Disabled Individuals with Exceptional Needs classroom.
 3. The higher of a., b., or c. below:
 - a. The CBEDS Report of the current enrollment reporting year at the existing project site.
 - b. The average CBEDS Report of the current enrollment reporting year and two immediately preceding enrollment reporting years at the existing project site.
 - c. If the site is closed, use the CBEDS Report of the last enrollment reporting year in which the site was open.
 4. Additional funding may be provided, as applicable, for:
 - a. Fire code requirements pursuant to 1859.71.2,
 - b. therapy room pursuant to Section 1859.72,
 - c. multilevel construction pursuant to Section 1859.73,
 - d. project assistance pursuant to Section 1859.73.1.

ATTACHMENT A1

- e. replacement with multistory construction pursuant to Section 1859.73.2,
 - f. site acquisition pursuant to 1859.74,
 - g. Hazardous waste removal pursuant to 1859.74.2,
 - h. Applicable site development costs pursuant to 1859.76, and
 - i. New construction Excessive Cost Hardship Grant for geographic location pursuant to Section 1859.83(a),
 - j. New construction Excessive Cost Hardship Grant for small size projects pursuant to Section 1859.83(b)
 - k. New construction Excessive Cost Hardship Grant for new school projects pursuant to Section 1859.83(c)
 - l. New construction Excessive Cost Hardship Grant urban location, security requirements and impacted site pursuant to Section 1859.83(d)
- (B) If the district qualifies to replace some but not all School Buildings on the project site, funding will be based on the Square Footage of the School Buildings replaced and is capped by the lesser of the amount provided in accordance to the chart below and the Square Footage constructed for each category as justified by enrollment at the project site as follows:
- 1. The enrollment at the project site, is determined by the higher of a. or b. below, or c.:
 - a. The CBEDS Report of the current enrollment reporting year at the existing project site.
 - b. The average CBEDS Report of the current enrollment reporting year and two immediately preceding enrollment reporting years at the existing project site.
 - c. If the site is closed, use the CBEDS Report of the last enrollment reporting year in which the site was open.
 - 2. Using the enrollment determined in 1. any permanent replacement Square Footage provided in accordance to a. and b. below will be calculated in accordance to the chart below.
 - a. Non-specialized classroom space provided is limited by the enrollment determined in 1859.82.2(b)(4)(B)1. rounded up to the nearest whole classroom based on 1859.82.2(b)(4)(A)2., and reduced for any space available to house the displaced pupils.
 - b. Classrooms with specialized design such as auto shop, metal shop, music rooms, consumer home economic laboratories, industrial technology laboratories, or science laboratories will qualify for funding if used for its specialized purpose in the current enrollment reporting year or immediately preceding enrollment reporting year. Additionally, these spaces will not count as available capacity for purposes of providing funding in this section when calculating space available to house displaced pupils.
 - c. Any space not in the chart below will be provided based on the Square Footage replaced. This may include but is not limited to janitor's closets, hallways, workrooms, and vestibules.

ATTACHMENT A1

<u>Facility</u>	<u>Elementary School Pupils</u>	<u>Middle School Pupils</u>	<u>High School Pupils</u>
<u>Multi-Purpose (includes food service)</u>	<u>5.3 sq. ft. per pupil minimum 4,000 sq. ft.</u>	<u>5.3 sq. ft. per pupil minimum 5,000 sq. ft.</u>	<u>6.3 sq. ft. per pupil minimum 8,200 sq. ft.</u>
<u>Toilet</u>	<u>3 sq. ft. per pupil minimum 300 sq. ft.</u>	<u>4 sq. ft. per pupil minimum 300 sq. ft.</u>	<u>5 sq. ft. per pupil minimum 300 sq. ft.</u>
<u>Gymnasium (includes shower/locker area)</u>	<u>N/A</u>	<u>12.9 sq. ft. per pupil minimum 6,828 sq. ft. maximum 16,000 sq. ft.</u>	<u>15.3 sq. ft. per pupil minimum 8,380 sq. ft. maximum 18,000 sq. ft.</u>
<u>School Administration</u>	<u>3 sq. ft. per pupil minimum 600 sq. ft.</u>	<u>3 sq. ft. per pupil minimum 600 sq. ft.</u>	<u>4 sq. ft. per pupil minimum 800 sq. ft.</u>
<u>Library/Media Center</u>	<u>2.3 sq. ft. per pupil plus 600 sq. ft., minimum 960 sq. ft.</u>	<u>3.3 sq. ft. per pupil plus 600 sq. ft. minimum 960 sq. ft.</u>	<u>4.3 sq. ft. per pupil plus 600 sq. ft. minimum 960 sq. ft.</u>
<u>Kindergarten Classrooms (including Transitional Kindergarten)</u>	<u>1,350 sq. ft. for each replacement classroom.</u>	<u>NA</u>	<u>NA</u>
<u>Classrooms (1st-12th grade)</u>	<u>960 sq. ft. for each replacement classroom</u>	<u>960 sq. ft. for each replacement classroom</u>	<u>960 sq. ft. for each replacement classroom</u>
<u>Computer instructional support area and Industrial and Technology/Education Laboratory</u>	<u>960 sq. ft. for each replacement classroom.</u>	<u>960 sq. ft. for each replacement classroom.</u>	<u>960 sq. ft. for each replacement classroom.</u>
<u>Laboratory Classrooms (including science and consumer home economics)</u>	<u>1,300 sq. ft. for each replacement classroom.</u>	<u>1,300 sq. ft. for each replacement classroom.</u>	<u>1,300 sq. ft. for each replacement classroom.</u>

- d. Beginning in 2020 the resulting Square Footage amount(s) shall be multiplied by \$204 per square foot for all non-Toilet Facilities and by \$366 per square foot for Toilet Facilities (includes shower/locker area and physical therapy area for Individuals with Exceptional Needs).
3. Additional funding may be provided, as applicable, for:
- a. therapy room pursuant to Section 1859.72,
 - b. multilevel construction pursuant to Section 1859.73,
 - c. project assistance pursuant to Section 1859.73.1.

ATTACHMENT A1

- d. replacement with multistory construction pursuant to Section 1859.73.2,
 - e. site acquisition pursuant to 1859.74,
 - f. Hazardous waste removal pursuant to 1859.74.2,
 - g. Applicable site development costs pursuant to 1859.76, and
 - h. Excessive Cost Hardship Grant for geographic location pursuant to Section 1859.83(a), and
 - i. Excessive Cost Hardship Grant for small size projects pursuant to Section 1859.83(b)
- (C) If the district qualifies for replacement funding, the funding may be used to rehabilitate the facility as long as the seismic hazard is fully mitigated. If replacement funding is used for rehabilitation work, the district may request the following supplemental grants, as applicable, for:
- 1. Fire code requirements pursuant to 1859.71.2 if the funding is based on a per-pupil basis pursuant to 1859.82.2(b)(4)(A),
 - 2. Therapy room pursuant to Section 1859.72,
 - 3. Project assistance pursuant to Section 1859.73.1.
 - 4. Excessive Cost Hardship Grant for geographic location pursuant to Section 1859.83(a),
 - 5. Excessive Cost Hardship Grant for small size projects pursuant to Section 1859.83(b), and
 - 6. Excessive Cost Hardship Grant for urban location, security requirements and impacted site pursuant to Section 1859.83(d)
- (c) Districts may qualify for seismic mitigation funding to rehabilitate their School Buildings including lunch shelters and covered walkways, exterior square footage of School Buildings, or site conditions. Factors to be considered by the Board may include (1) or (2) below:
- (1) School Buildings where the minimum cost to rehabilitate and remain in the School Building is 50 percent or less of the Current Replacement Cost.
 - (2) Square footage of the Most Vulnerable Category 2 School Buildings, covered walkways, and lunch shelters that need repair or replacement to mitigate a collapse potential in the event of seismic activity as confirmed by the DSA.
 - (3) To qualify for seismic mitigation rehabilitation funding, the district must submit an Approved Application for funding as well as all documents outlined below. Applications that do not meet these requirements will be returned without review.
- (A) A report from a licensed design professional identifying the structural deficiencies that pose an unacceptable risk of injury to its occupants in a seismic event and the minimum mitigation work necessary to obtain DSA approval.
 - (B) DSA letter(s) that concur to the findings and minimum mitigation work outlined in the report required by (b)(1)(A).
 - (C) If the collapse potential is due to faulting, liquefaction, or landslide, or if it is otherwise required by DSA for project approval, the district must submit 1. and 2. below:
 - 1. A geological hazards report prepared by an engineering geologist in accordance with California Building Code, Part 2, Chapter 18, section 1803A and with the concurrence of the California Geological Survey.
 - 2. Concurrence to the report in 1. from the California Geological Survey.
 - (D) A detailed Form SAB 58-01 that meets the following requirements:

ATTACHMENT A1

1. The Form SAB 58-01 must use the most current edition of the Current Construction Remodeling and Repair Cost publication by Sierra West Publishing. The Form SAB 58-01 shall not include contract amounts, actual costs paid, or bid amounts, unless the scope of work is not contained in the most current edition of the Current Construction Remodeling and Repair Cost publication by Sierra West Publishing. OPSC may accept other supporting documentation for scopes of work not contained in the Sierra West Current Construction Remodeling and Repair Cost publication.
2. All requested line items shall include Construction Specifications Institute reference number (CSI #), description, quantity, unit, cost per unit, and District's request. Any line items that include amounts in lump-sum formats will not be reviewed or approved.
3. The work in the Form SAB 58-01 shall match the work outlined in the report provided by the licensed design professional for the minimum work required to mitigate the seismic threat. The Form SAB 58-01 submitted to OPSC shall be for the same scope of work reviewed and concurred to by DSA, and that is referenced in the governmental concurrence letter for the project.
4. The Form SAB 58-01 may also include any ancillary work required by DSA to obtain plan approval for the minimum work required to mitigate the seismic threat.
- (E) A cost/benefit analysis that demonstrates that the minimum work to mitigate the seismic threat and remain in the School Building(s) is less than 50 percent of the Current Replacement Cost.
- (F) All other documents required to complete an Approved Application for funding. This includes:
 1. A completed *Application for Funding* (Form SAB 50-04).
 2. The DSA Plan Approval letter for the project or documentation from DSA verifying that the project is exempt from their approval process.
 3. CDE Plan Approval letter for the project or documentation from CDE verifying that the project is exempt from their approval process.
 4. If the project is for a high school site, a letter or meeting minutes from the district's Career and Technical Education Advisory Committee (CTEAC) certifying that the district is in compliance with all career technical facility needs and assessments as outlined in Education Code, Section 17070.955.
- (4) If the district qualifies for seismic mitigation funding to repair their permanent School Buildings, the district is eligible to receive funding for the project as follows:
 - (A) The Seismic Rehabilitation Grant based on 50 percent of the eligible costs in the Form SAB 58-01 required in Section 1859.82.2(c)(3)(D) that have been reviewed by OPSC and approved by the Board.
 - (B) If the district qualifies for rehabilitation funding, the funding may be used towards the replacement of the facility as long as the qualifying seismic threat is fully mitigated.
 - (C) Applicable supplemental grants may be provided for the following:
 1. project assistance pursuant to Section 1859.73.1.,
 2. Excessive Cost Hardship Grant for geographic location pursuant to 1859.83(a), and
 3. Excessive Cost Hardship Grant for accessibility and fire code requirements in accordance to 1859.83(e)(3).
 - (d) Any grants provided in accordance to (b) or (c) above shall be adjusted as follows:
 - (1) For projects funded in accordance to (b) above:

ATTACHMENT A1

- (A) Reduced for any space deemed available by the Board in the district, HSAA, or Super HSAA that could be used to house some or all of the displaced pupils in the project.
- (B) Reduced by 50 percent of any insurance proceeds collected by the district for the project. Any insurance proceeds collected after Apportionment shall be reported to OPSC and the Apportionment will be amended accordingly.
- (C) Reduced by 50 percent of the net proceeds available from the disposition of the property and/or facilities in the project.
- (2) For projects funded in accordance to (c) above:
 - (A) 50 percent of any insurance proceeds collectable by the district for the project.
 - (B) 50 percent of the net proceeds available from the disposition of any displaced facilities in the project.
- (e) Adjustments to School Facility Program per-pupil grants.
 - (1) The district's New Construction Eligibility will be adjusted for any net increase in classroom capacity in the project pursuant to Section 1859.51(i).
 - (2) The baseline eligibility for modernization as provided in Section 1859.60 will be adjusted for any funding received in accordance to (b) above. The age of the classroom and Square Footage in the project shall be reset to the date of the Apportionment for the project.
- (f) Districts that qualify for Financial Hardship assistance may file an application for design funding, site funding, and determination of program eligibility in advance of construction funding.
 - (1) To request advanced funding for design for eligible projects, the district must submit an *Application for Funding* (Form SAB 50-04) indicating the request for design funding and all documents listed in Section 1859.82.2(c)(3)(A) through Section 1859.82.2(c)(3)(E).
 - (2) Advanced funding for design shall be provided based on the eligible project type as follows:
 - (A) For projects receiving funding for advanced design for the replacement of all School Buildings on the project site, pursuant to Section 1859.82.2(b)(4)(A), the Board will apportion an amount not to exceed 40 percent of the New Construction Grant less any district funds available for the project pursuant to Section 1859.81(a).
 - (B) For projects receiving funding for advanced design for at least one but not all School Buildings on the project site pursuant to Section 1859.82.2(b)(4)(B), the Board will apportion an amount not to exceed 40 percent of the Facility Hardship Square Footage Grant less any district funds available for the project pursuant to Section 1859.81(a).
 - (C) For projects receiving funding for advanced design for a Seismic Rehabilitation Grant pursuant to Section 1859.82.2(c), the Board will apportion an amount not to exceed 25 percent of the costs determined pursuant to Section 1859.82.2(c)(4)(A) less any district funds available for the project pursuant to Section 1859.81(a).
 - (3) Advanced funding for site shall be provided pursuant to 1859.82.2(b)(4)(A)4. The district is eligible for advanced funding for site acquisition as calculated pursuant to 1859.81.1.
 - (4) The amount apportioned for advanced design is an estimate of the funds needed for design, engineering, and other pre-construction project costs. Qualifying districts

ATTACHMENT A1

may request a separate Apportionment for the design and for site acquisition for the same seismic mitigation project.

- (5) The district is required to submit an Approved Application for funding and an updated Form SAB 58-01 for projects funded in accordance to 1859.82.2(c) or site development worksheet for projects funded in accordance to 1859.82.2(b), that reflects the final approved drawings for the project within:
 - (A) 18 months from the date of Apportionment if the project scope will be for repair or replacement on the same site.
 - (B) 24 months from the date of Apportionment if the project scope is for the replacement of School Building(s) which will be located on a replacement site.
- (6) If the district does not submit the Approved Application for funding within the timelines required by Section (2) above, the application will be reduced to eligible costs incurred.
- (7) Upon receipt of the Approved Application, the application will be reviewed for conformance with all program laws and regulations.
- (8) Any funding provided in Section 1859.82.2 shall be offset by any advanced design funding previously provided for the project pursuant to Section 1859.82.2(f)(2)

1859.82.3 Facility Hardship Program and Seismic Mitigation Program Conceptual Approvals

A district may request approval from the Board to determine eligibility for facility hardship or seismic mitigation programs in advance of project funding. Board approval does not constitute a reservation of bond authority. Board approval only confirms the district meets the criteria in Section 1859.82.

(a) To request conceptual approval for facility hardship projects, the district must submit an *Application for Funding* (Form SAB 50-04) indicating the request for conceptual approval and all documents listed below:

(1) For replacement projects, all of the documents listed in Section 1859.82.1(b)(2)(A) through Section 1859.82.1(b)(2)(D).

(2) For rehabilitation projects, all of the documents listed in Section 1859.82.1(c)(3)(A) through Section 1859.82.1(c)(3)(D)3.

(b) To request conceptual approval for seismic mitigation projects, the district must submit an *Application for Funding* (Form SAB 50-04) indicating the request for conceptual approval and all documents listed below:

(1) For replacement projects, all of the documents listed in Section 1859.82.2(b)(2)(A) through Section 1859.82.2(b)(2)(F).

(2) For rehabilitation projects, all of the documents listed in Section 1859.82.2(c)(3)(A) through Section 1859.82.2(c)(3)(E).

Section 1859.83. Excessive Cost Hardship Grant.

...

(a) Excessive Cost due to Geographic Location.

A district with a project that is located in a geographic area designated in the Geographic Percentage Chart below is eligible for the sum of the Excessive Cost

ATTACHMENT A1

Hardship Grant(s) determined by multiplying the indicated percentage factor shown in the Geographic Percentage Chart below by each of the following amounts:

(1) The New Construction Grant and the Modernization Grant.

(2) The funding provided by Sections 1859.71.2, 1859.71.3, 1859.72, 1859.73, 1859.73.2, 1859.76(d)(1) and (2), 1859.78.4, 1859.78.5, 1859.82.1, 1859.82.2, ~~1859.82(a) and (b)~~, 1859.83(b), (c), (d) and (e) ~~(f)~~ and 1859.125(a)(1) through (a)(2).

...

(b) Excessive Cost for Projects that House No More than 200 Pupils (Small Size Projects).

(1) Excluding Joint-Use Projects and grant requests pursuant to Section 1859.79.3(a)(1) or (a)(2), if the project will house ~~less~~ fewer than 101 pupils, the district is eligible for an Excessive Cost Hardship Grant equal to 12 percent of the funding provided by the New Construction Grant or 12 percent of the funding provided by the Modernization Grant.

(2) Excluding Joint-Use Projects and grant requests pursuant to Section 1859.79.3(a)(1) or (a)(2), if the project will house ~~between~~ greater than 100 ~~404~~ and fewer than 201 ~~200~~ pupils, the district is eligible for an Excessive Cost Hardship Grant equal to four percent of the funding provided by the New Construction Grant or four percent of the funding provided by the Modernization Grant.

(3) A Type I Joint-Use Project and a Type II, part of a qualifying SFP Modernization project, Joint-Use Project is eligible for an Excessive Cost Hardship Grant equal to:

(A) 12 percent of the funding provided by Section 1859.125(a)(1) through (a)(2), if the qualifying SFP New Construction or Modernization project pursuant to Section 1859.123 or 1859.123.1 will house ~~less~~ fewer than 101 pupils.

(B) Four percent of the funding provided by Section 1859.125(a)(1) through (a)(2), if the qualifying SFP New Construction or Modernization project pursuant to Section 1859.123 or 1859.123.1 will house ~~between~~ greater than 100 ~~404~~ and fewer than 201 ~~200~~ pupils.

(4) A Type II Joint-Use Project, not part of a qualifying SFP Modernization project, is eligible for an Excessive Cost Hardship Grant equal to eight percent of the funding provided by Section 1859.125(a)(1) through (a)(2).

(5) A grant request pursuant to Section 1859.79.3(a)(1) or (a)(2) and ~~less~~ fewer than 101 pupils is eligible for an Excessive Cost Hardship Grant equal to four percent of the funding provided by the Modernization Grant.

(6) A Facility Hardship project that is eligible to receive funding pursuant to 1859.82.1(b)(4)(B), 1859.82.1(b)(4)(C), or 1859.82.2(b)(4)(B), may request an Excessive Cost Hardship Grant for small size project if the following qualifications are met:

(A) For the purposes of determining qualification for (6)(B) or (6)(C) below:

ATTACHMENT A1

(1) Calculate the Facility Hardship Square Footage Grant pursuant to section 1859.82.1(b)(4)(B). If the Facility Hardship project is for the replacement of portable space, calculate the sum of the Portable Replacement Grant and Portable Toilet Replacement Grant pursuant to section 1859.82.1(b)(4)(C).

(2) Divide the amount determined in (6)(A)(1) by the New Construction Grant at the time the project is approved by the Board, for the highest grade level served at the site.

(3) Round the quotient to the nearest whole number.

(B) The District is eligible for an Excessive Cost Hardship Grant equivalent to 12 percent of the funding provided by the Facility Hardship Square Footage Grant if the calculated result of Section (6)(A) above is fewer than 101.

(C) The District is eligible for an Excessive Cost Hardship Grant equivalent to four percent of the funding provided by the Facility Hardship Square Footage Grant if the calculated result of Section (6)(A) above is greater than 100 and fewer than 201.

...

1859.83.(c) Excessive Cost to Construct a New School Project

...

(2) Excessive Cost Hardship Grants for Alternative Education schools for which the plans and specifications for the project were accepted by the DSA on or after March 24, 2004, or for any Alternative Education schools for which the plans and specifications for the project were accepted by the DSA prior to March 24, 2004 and in lieu of choosing funding under Section ~~1859.82(c)(1)~~1859.83(c)(1), may request funding as follows:

...

~~1859.83(e) Excessive Cost for rehabilitation of facilities the Board has determined are a health and safety risk to the pupils pursuant to Section 1859.82(a)(1) and the cost/benefit analysis to mitigate the problem and remain in the facility is less than 50 percent of the Current Replacement Cost of the facility. The cost/benefit analysis shall not include increased costs associated with high performance related costs or components, with the exception of those high performance components that were pre-existing in the classroom or related facility. If the district qualifies, the district is eligible for funding of Rehabilitation Costs as a modernization project. If the Approved Application is received on or before April 29, 2002, the grant amount provided is 80 percent of the amount of the cost estimate required in Section 1859.82(a)(1) that has been reviewed by the OPSC and approved by the Board. If the Approved Application is received after April 29, 2002, the grant amount provided is 60 percent of the amount of the cost estimate required in Section 1859.82(a)(1) that has been reviewed by the OPSC and approved by the Board. An additional grant may be provided for high performance incentive pursuant to Section 1859.77.4 provided that the high performance points attained are related to the scope of the Facility Hardship project. For~~

ATTACHMENT A1

~~any project funded in whole or in part from Proposition 47 or Proposition 55 for which the construction contract is awarded prior to January 1, 2012, the district may be eligible for the funding provided to initiate and enforce a LCP as prescribed in Section 1859.78.1(a). For any project for which the construction contract is awarded on January 1, 2012 through June 19, 2014, the grant may be adjusted in the manner prescribed in Section 1859.78.1(b) and subject to the limitations established in Section 1859.78.1(c).~~

(f) ~~(e)~~ Excessive cost due to accessibility and fire code requirements:

...

Section 1859.90.3. Participation in the Priority Funding Process.

This section applies to Applications for funding for new construction, modernization, Overcrowding Relief Grant, Career Technical Education Facilities Program, Facility Hardship pursuant to Section 1859.82.1 and 1859.82.2, ~~Facility Hardship pursuant to Section 1859.82 and rehabilitation pursuant to Section 1859.83(e)~~, and Charter School Facilities Program, excluding advance release of design and/or site acquisition funds from a Preliminary Charter School Apportionment.

(a) For each Application on the Unfunded List (Lack of AB 55 Loans) for new construction, modernization, Facility Hardship pursuant to Section 1859.82.1 or 1859.82.2, ~~1859.82. or rehabilitation pursuant to Section 1859.83(e)~~, the occurrences of (1) or (2) below shall be limited after the effective date of this regulation section [March 25, 2013]. For each Application on the Unfunded List (Lack of AB 55 Loans) for Overcrowding Relief Grant, Career Technical Education Facilities Program, and Charter School Facilities Program, excluding advance release of design and/or site acquisition funds from a Preliminary Charter School Apportionment, the occurrences of (1) or (2) below shall be limited after the effective date of this regulation section [October 1, 2014]

...

Section 1859.91. Implementation of Priority Points Due to Insufficient State Funds.
(Repealed)

~~This Regulation shall only apply to Approved Applications for New Construction Grants funded with the proceeds of state bonds approved by the voters prior to January 1, 2002.~~

~~(a) The OPSC shall report to the Board on a monthly basis the amount of funds available for New Construction Grants and Modernization Grants and the estimated amount of Approved Applications for New Construction Grants and Modernization Grants not yet apportioned. The Board shall implement a priority point mechanism described in (b) for New Construction Grants requests when either of the following occur: (1) The amount of Approved Applications for New Construction Grants and Modernization Grants not yet apportioned exceed the funds available for New Construction Grants and Modernization Grants.~~

~~(2) The funds available for New Construction Grants are \$300 million or less.~~

~~(b) Once either (1) or (2) in (a) occurs, the Board shall approve and apportion the funds available for New Construction Grants requests based on the following priority point mechanism: (1) From the funds available for New Construction Grants, the Board shall~~

ATTACHMENT A1

~~establish a final allotment equal to the lesser of \$450 million or the balance of the funds available for New Construction Grants, to be apportioned in accordance with (2) below. After deducting the final allotment, the Board shall divide the remaining funds into seven equal allotments, to be apportioned on a quarterly basis, commencing with the last quarter of calendar year 2000 and ending the second quarter of calendar year 2002. Quarterly apportionments are subject to the following: (A) The Board shall apportion Approved Applications for New Construction Grants requests received prior to the beginning of the quarter that are Ready for Apportionment, all New Construction Grants requests that were included on an Unfunded List and New Construction Grants requests that meet the criteria of subsection (d), until the funds available for New Construction Grants for that quarter are exhausted. New Construction Grants requests eligible for an apportionment shall be apportioned in the following order: To projects that meet the criteria of subsection (d) where the Approved Application date adjusted back in time would have qualified the project for an apportionment. To projects exempt from priority points pursuant to Section 1859.92(e). To projects having the greatest number of priority points. (B) If two or more projects have the same number of priority points, those projects shall be first ranked according to the Approved Application date. (C) No New Construction Grants request will be recommended for apportionment unless the project can be entirely apportioned from the funds available for that quarter. (D) If the Approved Applications for New Construction Grants received prior to the quarter that are Ready for Apportionment, all New Construction Grants requests that were included on an Unfunded List prior to the quarter and New Construction Grants requests that meet the criteria of subsection (d) are less than the quarterly allotment, plus any funds remaining from the previous quarter(s), the excess funds shall be added to the next quarterly allotment. (E) If the Approved Applications for New Construction Grants requests received prior to the quarter that are Ready for Apportionment, all New Construction Grants requests that were included on an Unfunded List prior to the quarter and New Construction Grants requests that meet the criteria of subsection (d) are greater than the quarterly allotment, plus any funds remaining from the previous quarter(s), any New Construction Grants requests not apportioned by the Board shall be placed on an Unfunded List. (F) All New Construction Grants requests, as described in (A) above, that are Ready for Apportionment in a quarter shall not be apportioned before the last regularly scheduled Board meeting for that quarter with the exception of New Construction Grants requests that meet the criteria of subsection (b)(1)(A)(1) or (2). Any New Construction Grants request that is Ready for Apportionment in a quarter that meets the criteria of subsection (b)(1)(A)(1) or (2) may be apportioned at any of the regularly scheduled Board meetings during that quarter. (2) The final allotment shall be apportioned subject to the following: (A) The Board shall apportion Approved Applications for New Construction Grants received between April 1, 2002 and June 26, 2002 that are Ready for Apportionment, all New Construction Grants requests that were included on an Unfunded List and New Construction Grants requests that meet the criteria of subsection (e), until the final allotment, plus any funds remaining from the previous quarters are exhausted. New Construction Grants requests eligible for an apportionment shall be apportioned in the following order: To projects that meet the criteria of subsection (e) where the Approved Application date adjusted back in time would have qualified the project for an apportionment.~~

ATTACHMENT A1

~~To projects exempt from priority points pursuant to Section 1859.92(e).~~

~~To projects having the greatest number of priority points.~~

~~(B) If two or more projects have the same number of priority points, those projects shall be first ranked according to the Approved Application date.~~

~~(C) If the Approved Applications for New Construction Grants received between April 1, 2002 and June 26, 2002 that are Ready for Apportionment, all New Construction Grants requests that were included on an Unfunded List and New Construction Grants requests that meet the criteria of subsection (e) are greater than the final allotment, plus any remaining funds from the previous quarter(s), any New Construction Grants request not apportioned by the Board shall be placed on an Unfunded List.~~

~~(D) All New Construction Grants requests, as described in (A) above, that are Ready for Apportionment shall be apportioned at the regularly scheduled Board meeting in August 2002 with the exception of New Construction Grants requests that meet the criteria of subsection (b)(2)(A)(1) or (2). Any New Construction Grants request that is Ready for Apportionment that meets the criteria of subsection (b)(2)(A)(1) or (2) may be apportioned at either the regularly scheduled Board meetings in July or August 2002.~~

~~(E) If the Approved Applications for New Construction Grants received between April 1, 2002 and June 26, 2002 that are Ready for Apportionment, all New Construction Grants requests that were included on an Unfunded List and New Construction Grants requests that meet the criteria of subsection (e) are less than the final allotment, plus any remaining funds from the previous quarter(s), the excess funds shall be apportioned on a monthly basis beginning in September 2002 for Approved Applications for New Construction Grants received after June 26, 2002 that are Ready for Apportionment, in descending order, commencing with the project having the greatest number of priority points. This process shall continue until the funds available are exhausted. If two or more projects have the same number of priority points, those projects shall be first ranked according to the Approved Application date.~~

~~(c) Approved Applications for New Construction Grants requests received during a quarter may, at the discretion of the Board, be considered for funding available for that quarter or a future quarter if all the following criteria are met: (1) Either the Executive Officer of the Board, the State Architect, the Director of School Facilities Planning Division within the CDE, or the Chief of the School Property Evaluation and Cleanup Division within the Department of Toxic Substances Control (DTSC) certify to the OPSC that the district's application was delayed for a specified number of calendar days in relation to other similar applications submitted to that agency at the same time.~~

~~(2) The Approved Application date adjusted back in time for the number of calendar days the application was delayed is prior to the beginning of the quarter in which the application was received.~~

~~(d) Approved Applications for New Construction Grants requests received after June 26 2002 may, at the discretion of the Board, be considered for funding available for the final allotment if all the following criteria are met: (1) Either the Executive Officer of the Board, the State Architect, the Director of School Facilities Planning Division within the CDE, or the Chief of the School Property Evaluation and Cleanup Division within the DTSC certify to the OPSC that the district's application was delayed for a specified number of calendar days in relation to other similar applications submitted to that agency at the same time.~~

ATTACHMENT A1

~~(2) The Approved Application date adjusted back in time for the number of calendar days the application was delayed is prior to June 27, 2002.~~

Note: Authority cited: Sections 17072.25 and 17070.35, Education Code.

Reference: Section 17072.25, Education Code.

Section 1859.92. Priority Points For New Construction Projects. (Repealed)

~~This Regulation shall only apply to Approved Applications for New Construction Grants funded with the proceeds of state bonds approved by the voters prior to January 1, 2002.~~

~~The priority points allowed for a New Construction Grants request shall be based on the following computations rounded up to the nearest whole number. The computation shall be made on a districtwide basis if the district utilized districtwide CBEDS enrollment data reported on the Form SAB 50-01 in effect at the time the district's application for funding was submitted to the OPSC for the project. When multiple applications have the same Approved Application date, or have an Approved Application date which permits the projects to be Ready for Apportionment in the same quarter when priority points are implemented as provided in Section 1859.91, the priority order shall be as requested by the district on the Form SAB 50-04. The computation shall be made on a HSAA or Super HSAA basis if the district utilized HSAA or Super HSAA CBEDS enrollment data reported on the Form SAB 50-01 in effect at the time the district's application for funding was submitted to the OPSC for the project. Notwithstanding the provisions of Section 1859.41, a district that has previously reported its enrollment on a HSAA or Super HSAA basis may calculate both its eligibility and its priority points on a districtwide basis. A project shall receive priority points based on the total of (a), (b) and (c):~~

~~(a) Priority points for the percent of unhoused pupils for both of the following:~~

~~(1) Six points for each percent of current unhoused pupils.~~

~~(2) Four points for each percent of projected unhoused pupils.~~

~~(b) Priority points for the number of unhoused pupils for both of the following: (1) One point for each 100 currently unhoused pupils.~~

~~(2) One point for each 200 projected unhoused pupils.~~

~~(c) A maximum of 100 priority points for the following: (1) Twenty points if the district's CBEDS enrollment at the time of application submittal to the OPSC for funding is less than 2,501.~~

~~(2) Twenty points for a County Superintendent of Schools' project that only includes classroom space solely for Non-Severely Disabled Individuals with Exceptional Needs.~~

~~(3) Twenty points if the site acreage for the project is less than 50 percent of the site size recommended by the CDE for the master planned pupil capacity.~~

~~(4) Twenty points for a project that either used "stock plans" pursuant to Education Code Section 17070.33(b)(6) or re-used plans that were previously used to construct at least two other schools.~~

~~(5) Twenty points if the district's CBEDS enrollment at the time of application submittal to the OPSC for funding is less than 301.~~

~~(6) Twenty points for a project that uses 20 percent less energy than the Energy Budget as defined and calculated in a manner consistent with the California Energy Code, Part 6, Subchapter 5, Section 141 — Performance Approach: Energy Budgets.~~

ATTACHMENT A1

- ~~(7) Twenty points for a project that is a new high school serving any grades nine through twelve.~~
- ~~(8) Twenty points for a project that received financial hardship assistance pursuant to Section 1859.81.~~
- ~~(9) Twenty points for a project where the site acquisition qualified and received an apportionment authorized under Section 1859.75.1, Separate Site Apportionment for Environmental Hardship.~~
- ~~(10) One hundred points if the Approved Application was accepted prior to the date the priority point mechanism is implemented by the Board pursuant to Section 1859.91(a)(1) or (a)(2).~~
- ~~(d) The calculation of priority points in (a), (b) and (c) above shall be determined at the time the Approved Application is accepted.~~
- ~~(e) The following projects are exempt from priority points: (1) A project that received Facility Hardship approval pursuant to Section 1859.82.~~
- ~~(2) A county superintendent of schools' project that includes classroom space for Severely Disabled Individuals with Exceptional Needs.~~
- ~~(3) A county superintendent of schools' project that only includes classroom space solely for community school pupils.~~
- ~~(4) A school district's project that only includes classroom space solely for Severely Disabled Individuals with Exceptional Needs.~~
- ~~(f) The project received a separate site and/or design apportionment under the provisions of the LPP or pursuant to Sections 1859.75.1 or 1859.81.1, the district's funding priority of the project shall be determined by the Approved Application date for the New Construction Adjusted Grant or separate site funding request filed pursuant to Section 1859.81.1 (a) or 1859.75.1. If separate site funding requests have been submitted, the funding priority of the project shall be determined by the CBEDS enrollment data utilized for those applications.~~

Note: Authority cited: Sections 17070.35, 17072.25 and 100420(d), Education Code.

Reference: Sections 17070.33 and 17072.25, Education Code.

Section 1859.93. Modernization Project Funding Order.

Applications shall be funded as follows:

- (a) First, to applications for Facility Hardship rehabilitation projects Rehabilitation pursuant to Sections 1859.82.1(c) and 1859.82.2(c) ~~1859.83(e)~~ in order of receipt of an Approved Application for funding; then,
- (b) If there are no applications pursuant to subsection (a), to applications for modernization funds in order of receipt of an Approved Application for funding.

...

Section 1859.94. Hardship Funding. (Repealed)

~~(a) Hardship assistance provided as a part of a New Construction Grant shall be subject to the same priority point determination as the New Construction Grant.~~

ATTACHMENT A1

~~(b) To the extent that hardship funds are available, the Board may elect to specifically set aside funding for financial hardship grants as provided in Section 1859.81, facility hardship grants as provided in Section 1859.82 or Excessive Cost Hardship Grants as provided in Section 1859.83.~~

~~(c) Should a district request hardship funding for either a financial hardship grant pursuant to Section 1859.81, a facility hardship grant pursuant to Section 1859.82 or an Excessive Cost Hardship Grant pursuant to Section 1859.83 and the Board has no funds to allocate for that specific hardship, the district may elect to either:~~

~~(1) Accept funding for the project less and hardship funding grants that are not available. When this option is selected, the hardship funding grants not allocated for the project shall be placed on the Unfunded List. If the project was previously placed on the Unfunded List, the project shall retain the original date it was placed on that Unfunded List.~~

~~(2) Decline to accept funding for the project. When this option is selected, the project shall be placed on the Unfunded List. If the project was previously placed on the Unfunded List, the project shall retain the original date it was placed on that Unfunded List.~~

~~A project of portion of a new construction project not funded as a result of subdivision (c) shall be subject to the Board's priority mechanism pursuant to Section 1859.91 and 1859.92.~~

Note: Authority cited: Sections 17075.15 and 17070.35, Education Code.

Reference: Section 17075.15, Education Code.

Section 1859.106. Program Accountability Expenditure Audit.

...

An adjustment in the SFP grant will be made for the following:

...

~~(b) For 50 percent of any insurance proceeds collectable by the district for displaced facilities and 50 percent of the net proceeds available from the disposition of displaced facilities pursuant to Section 82(a) or (b)~~

(b) For any insurance proceeds collectable by the district for displaced facilities and net proceeds available from the disposition of displaced facilities pursuant to Section 1859.82.1(d) and 1859.82.2(d).

(c) For any project that received funding pursuant to 1859.71.4(c) or 1859.78.1(b), 50 percent of one-fourth of one percent of the difference between the original Total Projected Bond Apportionment and the newly calculated amount.

(d) Any adjustments made pursuant to this Section will be made only if sufficient bond authority is available for the adjustment. If an Unfunded List has been created by the Board, then any adjustments made pursuant to this Section will be placed on the Unfunded List.

...

INSTRUCTIONS

This form is to be used for the purposes of generating and submitting the cost estimate required for eligible Facility Hardship or Seismic Mitigation projects pursuant to SFP Regulation Section 1859.82.1(b)(2)(C), 1859.82.1(c)(3)(C), and 1859.82.2(c)(3)(D).

Refer to the most current published edition of the Current Construction Remodeling Costs publication by Sierra West Publishing for data needed to complete this form. Throughout these instructions, all references to "Sierra West" indicate this publication.

All lines in Part I must be broken out to individual items or materials. Do not enter line item requests in a lump sum format. Line item requests in lump sum format may not be eligible for funding.

PART I

For each line item request, complete the following:

1. **CSI #** - Enter the Construction Specifications Institute number (CSI #) corresponding to the item or material included in the project as it appears in Sierra West.
2. **Description** - Enter the description corresponding to the item or material as it appears in Sierra West.
3. **Quantity** - Enter the numeric quantity of the item or material used as indicated in the project plans approved by the Division of the State Architect (DSA). For projects that do not require DSA plan approval, enter the quantity as indicated in the supporting documentation submitted with the application.
4. **Unit** - Enter the unit of measure for the specified material or item as it appears in Sierra West.
5. **Cost/Unit** - Enter the total unit cost, or cost per unit, as it is listed in the F3 column in Sierra West. Do not add installation cost as this has been included in the total unit cost amount.
6. **District's Request** - Enter the product of the Quantity and Cost/Unit column.
7. **Comments** - The district may optionally indicate any relevant plan page numbers or reference information to assist the plan reviewer in the comments column

STATE OF CALIFORNIA
FACILITY HARDSHIP COST ESTIMATE
 SCHOOL FACILITY PROGRAM
 SAB 58-01(NEW 02/20)

STATE ALLOCATION BOARD
 OFFICE OF PUBLIC SCHOOL CONSTRUCTION

PART II

For the purposes of Part II of this form, refer to the table below to determine the applicable construction classification to use when referencing the most current published edition of the Current Construction Remodeling Costs publication by Sierra West Publishing.

OPSC Project Type	Sierra West Construction Classification
Facility Hardship rehabilitation for Fire and/or Water Damage	"Repair of Fire Damage"
Facility Hardship rehabilitation of historical structures	"Unique Structures"
All other Facility Hardship rehabilitation projects	"Alterations and Additions"
Seismic Mitigation rehabilitation	"Alterations and Additions"

8. **General Conditions-** Using the OPSC Allowance Subtotal from Part I and the applicable OPSC project type, enter the percentage as indicated in the General Conditions table in Sierra West (CSI# 01.100 000).
9. **General Requirements-** Using the OPSC Allowance Subtotal from Part I and the applicable OPSC project type, enter the percentage as indicated in the General Requirements table in Sierra West (CSI# 01.2000 000).
10. **Bonds-** Using the OPSC Allowance Subtotal from Part I, enter the applicable percentage as indicated in the "Bonds" section in Sierra West (CSI# 01.2000 000).
11. **Overhead & Profit-** Using the OPSC Allowance Subtotal from Part I, enter the applicable percentage as indicated in the "Institutional Structure" column in Sierra West (CSI# 01.2000 000).
12. **DSA Inspection Fee-** For projects that require DSA plan approval, enter 1%. For projects that do not require DSA plan approval, enter 0%.
13. **Escalation-** If the project has not been completed at the time of approval from the State Allocation Board, use the OPSC allowance total from Part I to enter the applicable percentage as indicated in "Escalation" section of Sierra West (CSI# 01.3000 000). If the project will be completed by the time the construction phase is approved by the State Allocation Board, enter 0%.
14. **Industry Specialist's Report Costs -** For rehabilitation projects enter the greater of \$10,000 or 1% of the OPSC Allowance Subtotal. For replacement projects, enter 0%.
15. **Construction Testing Allowance -** For rehabilitation projects that require specialized testing and inspection of materials during construction, enter 1%. The District must submit written verification of the specialized testing required for the scope of work. For all other projects, enter 0%.
16. **Design Cost Allowance -** Based on the Construction Subtotal, use the Design Cost Allowance chart on at the bottom of the form to calculate the applicable Design Cost Allowance and enter the resulting amount here.
17. **CDE Plan Fee-** Enter the California Department of Education (CDE) plan review fee as published on CDE's website: <https://www.cde.ca.gov/ls/fa/sf/forms.asp>
18. **DSA Plan Fee-** Use the Construction Subtotal in Part II to calculate this amount using the calculator found on DSA's website: <https://www.apps2.dgs.ca.gov/dsa/tracker/FeeCalculator.aspx>
Enter the resulting fee in this section.

School District:	Application Number:
School Name:	DSA Number:
County:	

PART II

General Requirements (CSI # 01.0000 000)

8. General Conditions (Field Office Overhead) (enter %)	
9. General Requirements (Home Office) (enter %)	
10. Bonds (enter %)	
11. Overhead & Profit	

Based on OPSC's Allowance Subtotal and upon CSI# 01.1000 000 Project Type in Sierra West.

- Facility Hardship Rehabilitation (Fire and/or Water Damage) – "Repair of Fire Damage"
- Facility Hardship Rehabilitation (historical structures) – "Unique Structures"
- Facility Hardship Rehabilitation (all others) – "Alterations & Additions"
- Seismic Mitigation Program Rehabilitation – "Alterations & Additions"

Based on OPSC's Allowance Subtotal and upon CSI# 01.2000 000 Project Type in Sierra West.

Based on OPSC's Allowance Subtotal and based upon CSI# 01.2000 000 Project Type in Sierra West.

Based on OPSC's Allowance Subtotal and upon CSI# 01.2000 000, "Institutional Structure" in Sierra West.

12. DSA Inspection Fee (allowed at 1.00%):	
13. Escalation (enter % for current year):	
14. Industry Specialist's Report Costs: (\$10,000 or 1% of OPSC's Allowance)	
15. Construction Testing Allowance:	
16. Design Cost Allowance:	
17. CDE Plan Fee:	
18. DSA Plan Fee (enter \$ amount):	

Always 1.00%, based on Construction Subtotal. Only allowed if project required DSA approval.

This is based on Construction Subtotal, Allowed if the project has not been completed at the time of SAB approval. Allow one year escalation, based upon CSI# 01.3000 000, "Institutional Structure" in Sierra West.

Based on OPSC's Allowance Subtotal, enter the greater of \$10,000 or 1% of OPSC's Allowance.

Always 1.00%, based on Construction Subtotal. Only allowed for rehabilitation projects if specialized testing of construction materials is required

Based on Construction Subtotal, using the Design Cost Allowance chart below.

Based on the published fee found on CDE's website.

<https://www.cde.ca.gov/ls/fa/sf/forms.asp>

Based on Construction Subtotal, use the calculator found on the DSA's website.

<https://www.apps2.dgs.ca.gov/dsa/tracker/FeeCalculator.aspx>

OPSC Approved Total Project Cost: _____

Design Cost Allowance

Construction Subtotal (from above): \$ _____ -

	Multiplier		
first \$500,000	12.00%	\$	-
next \$500,000	11.50%	\$	-
next \$1 million	11.00%	\$	-
next \$4 million	10.00%	\$	-
next \$4 million	9.00%	\$	-
Beyond	8.00%	\$	-
Design Cost Allowance:		\$	-

School District:	Application Number:
School Name:	DSA Number:
County:	

I certify, as the District Representative, that the information reported on this form is true and correct and that:

- I am designated as an authorized district representative by the governing board of the district; and,
- under penalty of perjury, under the laws of the State of California, the foregoing statements are true and correct to the best of my knowledge and belief, and that the Public Contract Code was adhered to in the construction of this project; and,
- this form is an exact duplicate (verbatim) of the form provided by Office of Public School Construction. No variations of this form may be used.

Name of District Representative (Print):	Phone Number:
Signature of District Representative:	Date:

GENERAL INFORMATION

If this application is submitted when there is Insufficient Bond Authority, as defined in Regulation Section 1859.2, the School District must adopt and submit a school board resolution, pursuant to Regulation Section 1859.95.1. For information regarding remaining bond authority, contact the Office of Public School Construction (OPSC) prior to submittal of this application.

If not previously submitted, a district may file an application for modernization funding by use of this form concurrently with a determination of or an adjustment to the district's modernization eligibility. The district must submit a determination of or an adjustment to the district's new construction baseline eligibility upon request, as described in Regulation Sections 1859.51 or 1859.70, as applicable. The Board will only provide new construction funding if this form is submitted prior to the date of occupancy of any classrooms included in the construction contract. If the district has a pending reorganization election that will result in the loss of eligibility for the proposed project, the district must submit an adjustment to the district's new construction baseline eligibility as required in Section 1859.51 upon request. This may be accomplished by completion and submittal of Form SAB 50-01, Form SAB 50-02 and Form SAB 50-03 for the current enrollment year. Failure to submit the requested Forms may result in OPSC returning the funding application to the district unprocessed.

For purposes of Education Code Section 17073.25, the California Department of Education (CDE) is permitted to file modernization applications on behalf of the California Schools for the Deaf and Blind.

Requests for funding may be made as follows:

1. A separate apportionment for site acquisition for a new construction project for environmental hardship pursuant to Section 1859.75.1. For purposes of this apportionment, the following documents must be submitted with this form (as appropriate):
 - Form SAB 50-01, Form SAB 50-02 and Form SAB 50-03 (if not previously submitted).
 - Contingent site approval letter from the CDE.
 - Preliminary appraisal of property.
 - Approval letter from the Department of Toxic Substances Control.
2. A separate apportionment for site acquisition and/or design costs for a new construction project pursuant to Section 1859.81.1. This apportionment is available only to districts that meet the financial hardship criteria in Section 1859.81. Districts may apply for a separate apportionment for the design and for site acquisition on the same project. For purposes of this apportionment, the following documents must be submitted with this form (as appropriate):
 - Form SAB 50-01, Form SAB 50-02 and Form SAB 50-03 (if not previously submitted).
 - Contingent site approval letter from the CDE (site apportionment only).
 - Preliminary appraisal of property (site apportionment only).
3. A separate apportionment for district-owned site acquisition cost pursuant to Section 1859.81.2. For purposes of this apportionment, the following documents must be submitted with this form (as appropriate):
 - Form SAB 50-01, Form SAB 50-02 and Form SAB 50-03 (if not previously submitted).
 - Site approval letter from the CDE.
 - Appraisal of district-owned site.
 - Cost benefit analysis as prescribed in Section 1859.74.6 or a copy of the Board finding that the non-school function on the district-owned site must be relocated.
4. A separate apportionment for design cost for a modernization project pursuant to Section 1859.81.1. This apportionment is available only to districts that meet the financial hardship criteria in Section 1859.81. For purposes of this apportionment, the Form SAB 50-03 must accompany this form (if not previously submitted).
5. A New Construction Adjusted Grant pursuant to Section 1859.70 or 1859.180. If the funding request includes site acquisition, the proposed site must either be owned by the district, in escrow, or the district has filed condemnation proceedings and received an order of possession of the site. For purposes of this apportionment, the following documents must be submitted with this form (as appropriate):
 - Form SAB 50-01, Form SAB 50-02 and Form SAB 50-03.
 - Site/plan approval letter from the CDE.
 - Appraisal of property if requesting site acquisition funds.
 - Plans and specifications (P&S) for the project that were approved by the DSA. Submittal of plans may be on CD-ROM or "Zip Drive" readable in AutoCAD 14. The specifications may be provided on a diskette that is IBM compatible.
 - Cost estimate of proposed site development, if requesting site development funding.
 - If this request is pursuant to Section 1859.77.2 and the district's housing plan is other than those listed in the certification section of this form, a copy of the school board resolution and the approved housing plan.
 - If the site apportionment is requested pursuant to Regulation Section 1859.74.5, a cost benefit analysis as prescribed in Regulation Section 1859.74.6 or a copy of the Board finding that the non-school function on the district-owned site must be relocated.
 - If this request is fully or partially based on eligibility derived from an Alternative Enrollment Projection, a justification of how the project relieves overcrowding, including but not limited to, the elimination of the use of Concept 6 calendars, four track year-round calendars, or bussing in excess of 40 minutes.
 - Written confirmation from the district's career technical advisory committee indicating that the need for vocational and career technical facilities is being adequately met within the district consistent with Education Code Sections 51224, 51225.3(b), 51228(b), and 52336.1.
6. For purposes of the Overcrowding Relief Grant (ORG), districts must submit the Overcrowding Relief Grant District-Wide Eligibility Determination (Form SAB 50-11) prior to the submittal of this funding application. In addition, districts must have had the CDE deem the site eligible for the ORG (pursuant to Section 1859.181) prior to the submittal of this application. For purposes of this apportionment, the following documents must be submitted with this form as well as the documents listed in section 5 above:
 - Overcrowding Relief Grant Eligibility Determination Form approved by the CDE.
 - Copies of the supporting documentation provided to the CDE when determining the density of the site, including the site diagram.

The district is not required to submit its current CBEDS enrollment data.
7. Modernization Adjusted Grant pursuant to Section 1859.70. For purposes of this apportionment, the following documents must be submitted with this form (as appropriate):
 - Form SAB 50-03 (if not previously submitted).
 - P&S for the project that were approved by the DSA.
 - If the request includes funding for accessibility and fire code requirement pursuant to Section 1859.83(f), the DSA approved list of the minimum accessibility work required and a detailed cost estimate for the work in the plans.

- DSA approval letter for elevator to meet handicapped compliance, if funding is requested.
 - Cost estimate of the proposed site development necessary for the Reconfiguration of an existing high school.
 - Plan approval letter from the CDE.
 - Districtwide enrollment data on Form SAB 50-01 when requesting project assistance (if not previously submitted).
 - If the request includes funding for 50 year old permanent buildings pursuant to Section 1859.78.6, a site diagram identifying all buildings to be modernized in the project. The diagram must specify those buildings that are at least 50 years old.
 - Written confirmation from the district's career technical advisory committee indicating that the need for vocational and career technical facilities is being adequately met within the district consistent with Education Code Sections 51224, 51225.3(b), 51228(b), and 52336.1.
8. Final Charter School Apportionment for Charter School Facilities Rehabilitation pursuant to Section 1859.167.1. For purposes of this apportionment, the following documents must be submitted with this form (as appropriate):
- P&S for the project that were approved by DSA.
 - If the request includes funding for accessibility and fire code requirement pursuant to Section 1859.167.3(d), the DSA approved list of the minimum accessibility work required and a detailed cost estimate for the work in the plans.
 - DSA approval letter for elevator to meet handicapped compliance, if funding is requested.
 - High performance incentive (HPI) scorecard from DSA.
 - Plan approval letter from the CDE.
 - Construction cost estimate signed by the architect of record or design professional.
 - Determination of financial soundness from the California School Finance Authority (CSFA).
 - Written confirmation from the applicant's career technical advisory committee indicating that the need for vocational and career technical facilities is being adequately met within the district consistent with Education Code Sections 51224, 51225.3(b), 51228(b), and 52336.1.
9. If the application includes a request for Financial Hardship, the district must comply with the requirements of Section 1859.81.
- If the application is submitted when there is Insufficient Bond Authority, as defined in Section 1859.2, the district must adopt a school board resolution pursuant to Section 1859.95.1(b).

If the district is requesting New Construction funding after the initial baseline eligibility was approved by the Board and the district's current CBEDS enrollment reporting year is later than the enrollment reporting year used to determine the district's baseline eligibility or adjusted eligibility, the district must complete a new Form SAB 50-01 based on the current year CBEDS enrollment data, and submit it to the OPSC with this form. In addition, if the district's request is fully or partially based on eligibility derived from an Alternative Enrollment Projection, the district must update the Alternative Enrollment Projection to correspond with the CBEDS enrollment data for the current year. A small district with 2,500 or less enrollment as defined in Section 1859.2 will not have its eligibility reduced for a period of three years from the date the district's baseline eligibility was approved by the Board as a result of reduction in projected enrollment.

For a list of the documents that must be submitted in order for the OPSC to deem a funding request for new construction or modernization complete and ready for OPSC

processing, consult the SFP handbook and other information located on the OPSC Web site at www.dgs.ca.gov/opsc.

For purposes of completing this form for a Final Charter School Apportionment, a charter school shall be treated as a school district.

SPECIFIC INSTRUCTIONS

The district must assign a Project Tracking Number (PTN) to this project. The same PTN is used by the OPSC, the DSA and the CDE for all project applications submitted to those agencies to track a particular project through the entire state application review process. If the district has already assigned a PTN to this project by prior submittal of the P&S to either the DSA or the CDE for approval, use that PTN for this application submittal. If no PTN has been previously assigned for this project, a PTN may be obtained from the OPSC Web site at www.dgs.ca.gov/opsc "PT Number Generator."

1. Type of Application

Check the appropriate box that indicates the type of School Facility Program (SFP) grant the district is requesting for purposes of new construction, modernization, a separate design and/or site apportionment, site apportionment as an environmental hardship or New Construction (Final Apportionment). If the application is for the modernization of school facilities and includes facilities that are eligible for an additional apportionment pursuant to Section 1859.78.8, include a site diagram with this application that specifies the age of each facility eligible for modernization. The diagram should also indicate the date of its original DSA plan approval and the date the facility received its prior modernization apportionment. If known include the project modernization number on the diagram. If the application is for modernization of a California School for the Deaf or Blind, the CDE shall check the box identified as Modernization of California Schools for the Deaf/Blind. If the request is for a separate design apportionment, the CDE shall check the appropriate box. If the eligibility for this project was established as a result of ~~the need for new or replacement facilities~~ [a health and safety threat](#) pursuant to Section ~~1859.82(a) and (b)~~ [1859.82.1](#), [or a seismic replacement or seismic rehabilitation for the Most Vulnerable Category 2 Buildings](#), ~~or rehabilitation pursuant to Section 1859.83(e)~~, [pursuant to Section 1859.82.2](#), and/or the request is for a [conceptual approval for a Facility Hardship application pursuant to Section 1859.82.3\(a\) or a Seismic Mitigation Program application pursuant to Section 1859.82.3\(b\)](#), check the appropriate box(es).

If this request is for an addition to an existing site and advance funding for the evaluation and RA costs, check the appropriate box and refer to Section 1859.74.4.

If this request is for an Overcrowding Relief Grant, check the New Construction (Overcrowding Relief Grant) box.

If this request is to convert a Preliminary Apportionment or a Preliminary Charter School Apportionment to a Final Apportionment, check the New Construction Final Apportionment, New Construction Final Charter School Apportionment or the Rehabilitation Final Charter School Apportionment box, as appropriate.

If the district is requesting a separate site and/or design apportionment, complete boxes 2a, 3, 4, the site acquisition data in box 5 (d and e), and boxes 13, 14, 15, 16, and 24 only.

2. Type of Project

- a. Select the type of project that best represents this application request and enter the total number of pupils assigned to the project for each grade group. Include pupils to be housed in a new or replacement school authorized by Section 1859.82 (a). The amount entered cannot exceed the district's baseline eligibility determined on Form SAB 50-03 and will be the basis for the amount of the new construction or modernization grants provided for the project.

If this request is for a Final Apportionment, the pupils assigned to the project must be at least 75 percent, but not more than 100 percent, of the pupils that received the Preliminary Apportionment. Refer to Section 1859.147.

For ORG projects, the amount entered cannot exceed the Overcrowding Relief Pupil Eligibility (pursuant to Section 1859.182 and 1859.183) as reflected in the total number of eligible pupils determined by the Form SAB 50-11 or the CDE Overcrowding Relief Grant Eligibility Determination form.

For Charter School Facilities Program Rehabilitation, leave the number of pupils blank.

- b. Check the box if the project is eligible for funding for 50 year or older permanent buildings and report, at the option of the district:
- The total number of eligible classrooms or the total eligible square footage building area at the site. Refer to Section 1859.78.6(b)(1)(A) or (b)(2)(A).
 - The total number of permanent classrooms or the total permanent square footage building area that is at least 50 years old and not been previously modernized with state funds. Refer to Section 1859.78.6(b)(1)(B) or (b)(2)(B).
 - Enter the greater percentage as calculated under Regulation Section 1859.78.6(b)(1)(C) or Regulation Section 1859.78.6(b)(2)(C).
 - If this project includes eligible 50 year or older pupil grants, enter the appropriate number assigned to the project for each grade group. The number of pupils entered cannot exceed the cumulative number of 50 year or older permanent buildings pupil grants requested for all modernization funding applications for the site as determined by using the percentage factor above.
- c. If this request includes pupil grants generated by an Alternative Enrollment Projection Method, enter the number of pupils by grade level.
- d. Indicate if this request is for funding of a 6–8 school and/or an Alternative Education School.
- e. Check the applicable box if the district is requesting additional pupil grants assigned to the project that exceed the capacity of the project or if the pupils assigned represent eligibility determined at another grade level and check the appropriate box to indicate under which regulation the district is applying. The pupil capacity of the project may be determined by multiplying the classrooms reported in box 3 by 25 for K–6; 27 for 7–8, 9–12 grades; 13 for non-severe and 9 for severe.
- f. —If the request is for replacement facilities pursuant to Section 1859.82 (a) or (b) on the same site, check the facility hardship box.**
- g. Enter the square footage of the non-toilet area and toilet area contained in the Charter School Facilities Program Rehabilitation project.
- h. Indicate the site scenario that best represents the project request.
- i. For ORG projects, the district must provide the following information in the space provided:
- Name of the eligible school site(s) where portables will be replaced in this project
 - Number of portables being replaced at each school site

- Number of site specific eligible pupils being requested for this project for each school site. The total number of site specific eligible pupils assigned to this project must equal the total number of pupils in Section 2a.

3. Number of Classrooms

Enter the:

- Number of classrooms as shown on the plans and specifications (P&S). If there was demolition at the site, report the net increase in the number of classrooms showing in the P&S.
- Master plan site size, as recommended by the California Department of Education.
- Recommended site size, as determined by the California Department of Education.
- Existing Useable Acres already owned at that location (if any).
- Proposed Useable Acres that was/will be purchased as part of the application (if any).

4. Financial Hardship Request

Check the appropriate box(es) if the district is requesting financial hardship assistance because it is unable to meet its matching share requirement.

- If the application includes a request for Financial Hardship, the district must comply with the requirements of Section 1859.81.
- If there is Insufficient Bond Authority for the type of application, check the second box and attach a school board resolution pursuant to Section 1859.95.1(b).

5. New Construction Additional Grant Request

Check the appropriate box(es) if the district requests an augmentation to the new construction grant for "additional" grants for the items listed **or for replacement facilities pursuant to Section 1859.82(a) and (b)**. Refer to Sections 1859.72 through 1859.76 **and 1859.82(a) and (b)** for eligibility criteria. Enter the:

- a. Therapy area in square feet as provided in Section 1859.72.
- b. Multilevel classrooms in the P&S pursuant to Section 1859.73.
- c. Check the box if the district is requesting project assistance pursuant to Section 1859.73.1. If the district has not submitted a request for new construction baseline eligibility on a district-wide basis, it must submit a current Form SAB 50-01 based on district-wide enrollment data with this form.
- d. If the project the district is requesting SFP funding for does not require an RA, refer to Section 1859.74. If a RA is required on a site that is not leased or an addition to an existing site, refer to Section 1859.74.2. If RAs are required on a leased site or an addition to an existing site, refer to Sections 1859.74.3 or 1859.74.4, respectively. The limitation of 50 percent may be exceeded when unforeseen circumstances exist, the CDE determines that the site is the best available site, and substantiation that the costs are the minimum required to complete the evaluation and RA.
 - 1) Enter 50 percent of the actual cost.
 - 2) Enter 50 percent of the appraised value of the site. If the request is made pursuant to Regulation Section 1859.74.5, enter 50 percent of the appraised value.
 - 3) Enter 50 percent of the allowable relocation cost.
 - 4) Enter two percent of the lesser of the actual cost or appraised value of the site (minimum \$25,000).
 - 5) Enter 50 percent of the Department of Toxic Substances Control (DTSC) fee for review and approval of the phase one environmental site assessment and preliminary endangerment assessment reports. Refer to Sections 1859.74, 1859.74.1, 1859.74.5, 1859.75, 1859.75.1 and 1859.81.1.

A project that received site acquisition funds under the Lease-Purchase Program (LPP) as a priority two project is not eligible for site acquisition funds under the SFP. A district-owned site acquired with LPP, SFP or Proposition 1A funds is not eligible for funding under Regulation Section 1859.74.5.

- e. Enter 50 percent of the amount allowable for hazardous materials/waste removal and/or remediation for the site acquired pursuant to Sections 1859.74.2, 1859.74.3, 1859.74.4, 1859.75.1 or 1859.81.1. If an RA is required, check the box.
- f. Enter 50 percent of eligible service-site development, off-site development including pedestrian safety paths and utilities costs allowed pursuant to Section 1859.76. Attach cost estimates of the proposed site development work which shall be supported and justified in the P&S. All cost estimates shall reflect 100 percent of the proposed work.

Check the box if the district is requesting an Additional Grant for General Site Development pursuant to Section 1859.76

- g. ~~If the district is requesting replacement facilities on the same site, (including seismic replacement), enter the square footage requested as provided in Section 1859.82(a) or (b):~~
- h. ~~If the request for seismic rehabilitation does not exceed 50 percent of the current replacement cost of the classroom or related facility, report 50 percent of the health/safety seismic mitigation cost and the ancillary costs as authorized by Section 1859.82(a):~~
- i. ~~Enter the square feet of eligible replacement area as provided by Section 1859.73.2:~~
- g. If the district is requesting an Additional Grant for Energy Efficiency pursuant to Section 1859.71.3, enter the percentage of energy efficiency that exceeds Title 24 requirements as prescribed in Section 1859.71.3(a)(3).
- h. Check the box(es) if the district requests and the project qualifies for additional funding for fire code requirements authorized in Section 1859.71.2.
- i. If the district is requesting an Additional Grant for High Performance Incentive pursuant to Section 1859.70.4, enter the number of high performance points as prescribed in Section 1859.71.6 or 1859.77.4, as appropriate, subject to Education Code Section 17070.965.

6. Modernization Additional Grant Request

- a. Check the box if the district is requesting project assistance allowance pursuant to Section 1859.78.2. If the district has not submitted a request for new construction baseline eligibility on a district-wide basis, it must submit a current Form SAB 50-01 based on district-wide enrollment data with this form.
- b. If the district is requesting an Additional Grant for Energy Efficiency pursuant to Section 1859.78.5, enter the percentage of energy efficiency that exceeds Title 24 requirements as prescribed in Section 1859.78.5(a)(3).
- c. Check the box if the district requests an additional grant for site development utility cost necessary for the modernization of 50 years or older permanent building(s). Enter 60 percent of the eligible costs allowable pursuant to Section 1859.78.7(a).
- d. Check the box(es) if the district requests and the project qualifies for additional funding for fire code requirements authorized in Section 1859.78.4.
- e. If the district is requesting an Additional Grant for High Performance Incentive pursuant to Section 1859.70.4, enter the number of high performance points as prescribed in Section 1859.77.4, subject to Education Code Section 17070.965.

7. Excessive Cost Hardship Request

Check the appropriate box to request an augmentation to the New Construction or Modernization Grants for an excessive cost hardship for the items listed. Refer to

Section 1859.83 for eligibility criteria. Requests for excessive cost grants for accessibility requirements are allowed only if required by the Division of the State Architect (DSA). At the district's option, the district may request three percent of the modernization base grant or enter 60 percent of the amount calculated pursuant to Regulation Section 1859.83(f). Attach a copy of the DSA approved list that shows the minimum work necessary for accessibility requirements.

If the request is for the excessive cost grant for a new Alternative Education school pursuant to Section 1859.83(c)(2) and the district wishes to request less than the maximum allowance, please submit a letter along with application indicating the desired amount.

~~If the request is for rehabilitation mitigation, report 80 percent or 60 percent (as appropriate) of health/safety rehabilitation mitigation cost for a modernization project as authorized by Section 1859.83(e):~~

8. Charter School Facilities Program Rehabilitation – Additional Grant and Excessive Cost Hardship Request

Additional Grant Request

- a. If the applicant is requesting an Additional Grant for High Performance Incentive pursuant to Section 1859.77.4, enter the number of high performance points as prescribed in Section 1859.77.4.

Excessive Cost Hardship Request

Check the appropriate box to request an augmentation to the Charter School Facilities Program Rehabilitation grants for an excessive cost hardship for the items listed. Refer to Section 1859.167.4 for eligibility criteria.

- b. Check the box if the applicant requests and qualifies for an Excessive Cost Hardship Grant due to Geographic Location pursuant to Section 1859.167.3(a).
- c. Check the box if the applicant requests and qualifies for an Excessive Cost Hardship Grant for a small size project pursuant to Section 1859.167.3(b).
- d. Check the box if the applicant requests and qualifies for an Excessive Cost Hardship Grant due to Urban Location, Security Requirements, and Impacted Site pursuant to Section 1859.167.3(c).
- e. Check the box if the applicant requests and qualifies for an Excessive Cost Hardship Grant due to accessibility and fire code requirements pursuant to Section 1859.167.3(d). Requests for excessive cost grants for accessibility requirements are allowed only if required by the Division of the State Architect (DSA). At the applicant's option, the applicant may request three percent of the Charter School Facilities Program Rehabilitation Grant or enter 50 percent of the amount calculated pursuant to Regulation Section 1859.167.3(d)(2). Attach a copy of the DSA approved list that shows the minimum work necessary for accessibility requirements.

9. Project Priority Funding Order

Enter the priority order of this project in relation to other new construction applications submitted by the district on the same date. If applications are not received on the same date, the OPSC will assign a higher district priority to the application received first. Check the box(es) if the project meets the criteria outlined in Section 1859.92(c)(3),(4) and (6), as appropriate. This information is needed for purposes of priority points.

10. Prior Approval Under the LPP

**APPLICATION FOR FUNDING
SCHOOL FACILITY PROGRAM**

SAB 50-04 (REV 01/18/02/20)

If the project the district is requesting SFP grants for received a Phase P, S, or C approval under the LPP, report the application number of that project, regardless if the project actually received funding or was included on an "unfunded" list. Failure to report this information may delay the processing of the application by the OPSC.

11. Prior Apportionment Under the SFP

If the project received a separate apportionment under the SFP for either site and/or design, or site environmental hardship, enter the application number of the project. Failure to report this information may delay the processing of the application by the OPSC.

12. Preliminary Apportionment to a Final Apportionment

If this request is to convert a Preliminary Apportionment to a Final Apportionment, enter the application number of the Preliminary Apportionment. Failure to report this information may delay the processing of the application by the OPSC.

13. Alternative Developer Fee

The district must report certain alternative fees collected pursuant to Government Code Section 65995.7, as of the date of application submittal to the OPSC. Refer to Section 1859.77 for details. Districts are advised that the OPSC may perform an audit of the developer fees collected prior to application approval by the Board.

14. Adjustment to New Construction Baseline Eligibility

Pursuant to Section 1859.51 certain adjustments to the district's new construction baseline eligibility must be made each time a district submits Form SAB 50-04, to the OPSC for SFP new construction or modernization grants. These adjustments are made by the OPSC based on information reported by the district on this form.

- a. Report all classroom(s) provided after the district submitted its request for determination of its new construction baseline eligibility for the grades shown, or indicate N/A if there are none. Refer to Section 1859.51(i).

In the additional classroom column, indicate the number of additional net classrooms provided if not previously reported.

In the replacement classroom column, indicate the number of classrooms that were included in the determination of the district's new construction eligibility pursuant to Education Code Section 17071.75 but replaced in a locally funded project.

Enter the date the initial construction contract was signed for additional or replacement classrooms.

15. Pending Reorganization Election

Complete only for new construction projects. Indicate if there is a pending reorganization election that will result in a loss of eligibility for this project. If the answer is "yes", the district must complete Form SAB 50-01, Form SAB 50-02 and Form SAB 50-03, to adjust the district's new construction baseline eligibility as a result of the reorganization and submit them with this form.

16. Joint-Use Facility/Leased Property

Check the box if:

- a. The facilities to be constructed/modernized as part of this project will be for joint use by other governmental agencies.
b. The new construction or modernization grants will be used for facilities located or to be located on leased property.

17. Project Progress Dates

- a. Enter the date(s) the construction contract(s) was awarded for this project(s). If a construction contract has not been executed, enter N/A. (If the space provided is not sufficient for all applicable contract dates, please list all dates on a separate attachment to this form.)
b. Enter the issue date(s) for the Notice to Proceed for the construction phase of the project, or enter N/A if a Notice to Proceed has not been issued.
c. If a construction contract was awarded prior to January 1, 2012, check the appropriate box to indicate whether or not the district has initiated and enforced a Labor Compliance Program (LCP) approved by the Department of Industrial Relations (DIR) pursuant to Labor Code Section 1771.7 for this project.

18. Prevailing Wage Monitoring and Enforcement Costs

If the construction contract(s) for this project was awarded on January 1, 2012 through June 19, 2014, check the appropriate box to indicate which of the following methods was or is being used to meet the requirement for prevailing wage monitoring and enforcement pursuant to Labor Code Section 1771.3 in effect on January 1, 2012 through June 19, 2014:

- DIR Public Works administration and enforcement
- A DIR-approved internal LCP
- A collective bargaining agreement that meets the criteria set forth in Labor Code Section 1771.3(b)(3) in effect on January 1, 2012 through June 19, 2014.

19. Construction Delivery Method

Check the box that best represents the construction delivery method that the district has or will use for this project, if known.

20. Career Technical Education Funds Request

Indicate if Career Technical Education (CTE) funds will be requested for classroom(s) included in the plans and specifications for this project pursuant to Section 1859.193. If "Yes", enter the number of CTE classroom(s) shown on the P&S.

21. Overcrowding Relief Grant Narrative

The district must either provide an explanation in the space provided or attach a letter signed by the district representative detailing how this project will relieve overcrowding.

22. Architect of Record or Licensed Architect Certification

The architect of record or the licensed architect must complete this section.

23. Architect of Record or Design Professional Certification

The architect of record or the appropriate design professional must complete this section.

24. Certification

The district representative must complete this section. For additional information regarding district certifications, refer to the SFP handbook located on the OPSC web site at www.dgs.ca.gov/opsc.

ATTACHMENT A3

STATE OF CALIFORNIA
APPLICATION FOR FUNDING
SCHOOL FACILITY PROGRAM

STATE ALLOCATION BOARD
 OFFICE OF PUBLIC SCHOOL CONSTRUCTION

SAB 50-04 (REV 01/18/02/20)

Page 6 of 10

The school district named below applies to the State Allocation Board via the Office of Public School Construction for a grant under the provisions of Chapter 12.5, Part 10, Division 1, commencing with Section 17070.10, et seq., of the Education Code and the Regulations thereto.

SCHOOL DISTRICT	APPLICATION NUMBER
SCHOOL NAME	PROJECT TRACKING NUMBER
COUNTY	DISTRICT REPRESENTATIVE'S E-MAIL ADDRESS
	HIGH SCHOOL ATTENDANCE AREA (HSAA) OR SUPER HSAA (IF APPLICABLE)

1. Type of Application—Check Only One

- New Construction
- New Construction (Final Apportionment)
- New Construction (Final Charter School Apportionment)
- New Construction (Overcrowding Relief Grant)
- Rehabilitation (Final Charter School Apportionment)
- Modernization
- Modernization of California Schools for Deaf/Blind
- [Facility Hardship \[Section 1859.82.1\]](#)
 - [Conceptual Approval \[Section 1859.82.3\(a\)\]](#)
 - [Replacement Site](#)
 - [Replacement School Building\(s\):](#)
[Toilets \(sq. ft.\)](#) _____
[Other \(sq. ft.\)](#) _____
 - [Rehabilitation Costs:](#) \$ _____
- [Seismic Mitigation \[Section 1859.82.2\]](#)
 - [Conceptual Approval \[Section 1859.82.3\(b\)\]](#)
 - [Replacement Site](#)
 - [Replacement School Building\(s\):](#)
[Toilets \(sq. ft.\)](#) _____
[Other \(sq. ft.\)](#) _____
 - [Seismic Rehabilitation Grant:](#) \$ _____

Separate Apportionment

- Site Only—New Construction [Section 1859.81.1]
- Site Only (District owned)—New Construction [Section 1859.81.2]
- Site Only—Environmental Hardship [Section 1859.75.1]
- Design Only—New Construction [Section 1859.81.1]
- Design Only—New Construction with High Performance
- Design Only—Modernization
- Design Only—Modernization with High Performance
- Design Only—Modernization of California Schools for Deaf/Blind
- [Design Only—Facility Hardship \[Section 1859.82.1\]](#)
- [Design Only—Seismic Mitigation \[Section 1859.82.2\]](#)
- ~~Facility Hardship [Section 1859.82(a)]~~
 - ~~Seismic Replacement~~
 - ~~Seismic Rehabilitation~~
- ~~Facility Hardship [Section 1859.82(b)]~~
- ~~Rehabilitation [Section 1859.83(e)]~~
- Advance Funding for Evaluation and RA

2. Type of Project

- a. Elementary School **Total Pupils Assigned:**
- Middle School K-6: _____
- High School 7-8: _____
- 9-12: _____
- Non-Severe: _____

Severe: _____

- b. 50 Years or Older Building Funding (Modernization Only)
- Total Eligible Classrooms/Square Footage: _____
- Classroom/Square Footage at Least 50 Years Old: _____
- Ratio of 50 Years Old Classrooms/Square Footage: _____ %
- From 2a above, how many are 50 Year or Older Pupil Grants?

K-6: _____

7-8: _____ Non-Severe: _____

9-12: _____ Severe: _____

- c. Included in 2a above, how many pupils are generated by the Alternative Enrollment Projection? (New Construction Only)

K-6: _____

7-8: _____ Non-Severe: _____

9-12: _____ Severe: _____

- d. Is this a 6-8 school? Yes No
- If you answered yes, how many K-6 pupils reported above are sixth graders? _____

Is this an Alternative Education School? Yes No

- e. Is this a use of grant request pursuant to Section 1859.77.2? Yes No
- Is this request pursuant to Section 1859.77.2(c)? Yes No
- If yes, enter date of successful bond election: _____
- Is this a use of grant request pursuant to Section 1859.77.3? Yes No
- Is this request pursuant to Section 1859.77.3(c)? Yes No
- If yes, enter date of successful bond election: _____

- f. ~~Facility Hardship (no pupils assigned)~~

- g. Charter School Facilities Program Rehabilitation Request:

Toilets (sq. ft.) _____

Other (sq. ft.) _____

- hg. Project to be located on:

- Leased Site
- New Site
- Existing Site with Additional Acreage Acquired
- Existing Site with No Additional Acreage Acquired

- ih. ORG Projects Only

ATTACHMENT A3

STATE OF CALIFORNIA

APPLICATION FOR FUNDING SCHOOL FACILITY PROGRAM

SAB 50-04 (REV 01/18 02/20)

STATE ALLOCATION BOARD
OFFICE OF PUBLIC SCHOOL CONSTRUCTION

Page 7 of 10

NAME OF ELIGIBLE SCHOOL SITE(S)	NUMBER OF PORTABLES BEING REPLACED	NUMBER OF SITE SPECIFIC ELIGIBLE PUPILS BEING REQUESTED
Total		

- 3. Number of Classrooms:** _____
- Master Plan Acreage Site Size (Useable): _____
- Recommended Site Size (Useable): _____
- Existing Acres (Useable): _____
- Proposed Acres (Useable): _____

- 4. Type of Financial Hardship Request**
- Submittal pending OPSC approval pursuant to Section 1859.81(h)
- Submittal with school board resolution, pursuant to Section 1859.95.1 (Insufficient Bond Authority)

5. New Construction Additional Grant Request—New Construction Only

- a. Therapy: Toilets (sq. ft.) _____
Other (sq. ft.) _____
- b. Multilevel Construction (CRS): _____
- c. Project Assistance
- d. Site Acquisition:
- (1) 50 percent Actual Cost: \$ _____
 - (2) 50 percent Appraised Value: \$ _____
 - (3) 50 percent Relocation Cost: \$ _____
 - (4) 2 percent (min. \$25,000): \$ _____
 - (5) 50 percent DTSC Fee: \$ _____
- e. 50 percent hazardous waste removal: \$ _____
- Response Action (RA)
- f. Site Development
- 50 percent Service-Site: \$ _____
 - 50 percent Off-Site: \$ _____
 - 50 percent Utilities: \$ _____
 - General Site
- g. ~~Facility Hardship Section 1859.82(a) or (b)~~
- ~~Toilet (sq. ft.): _____~~
 - ~~Other (sq. ft.): _____~~
- h. ~~Seismic Rehabilitation [Section 1859.82(a)] \$ _____~~
- i. ~~Replacement area~~
- ~~Toilet (sq. ft.): _____~~
 - ~~Other (sq. ft.): _____~~
- jg. Energy Efficiency: _____ %
- kh. Automatic Fire Detection/Alarm System

- Automatic Sprinkler System
- ij. High Performance Incentive (Indicate Points): _____

6. Modernization Additional Grant Request

- a. Project Assistance
- b. Energy Efficiency: _____ %
- c. Site Development—60 percent utilities: \$ _____
- d. Automatic Fire Detection/Alarm System
- e. High Performance Incentive (Indicate Points): _____

7. Excessive Cost Hardship Request

New Construction Only

- Geographic Percent Factor: _____ %
 - New School Project [Section 1859.83(c)(1)]
 - New School Project [Section 1859.83(c)(2)]
 - Small Size Project
 - Urban/Security/Impacted Site;
- If a new site, \$ _____ per Useable Acre [Section 1859.83(d)(2)(C)]

Modernization Only

- ~~Rehabilitation/Mitigation [Section 1859.83(e)]: \$ _____~~
- Geographic Percent Factor: _____ %
- Small Size Project
- Urban/Security/Impacted site
- Accessibility/Fire Code
- 3 percent of base grant; or,
- 60 percent of minimum work \$ _____
- Number of 2-Stop Elevators: _____
- Number of Additional Stops: _____

8. Charter School Facilities Program Rehabilitation Additional Grant and Excessive Cost Hardship Request

Additional Grant Request

- a. High Performance Incentive (Indicate Points): _____

Excessive Cost Hardship Request

- b. Geographic Percent Factor: _____ %
- c. Small Size Project
- d. Urban/Security/Impacted site
- e. Accessibility/Fire Code
- 3 percent of base grant; or,
- 50 percent of minimum work \$ _____
- Number of 2-Stop Elevators: _____
- Number of Additional Stops: _____

9. Project Priority Funding Order—New Construction Only

Priority order of this application in relation to other new construction applications

submitted by the district at the same time: # _____

Project meets:

- Density requirement pursuant to Section 1859.92(c)(3).
- Stock plans requirement pursuant to Section 1859.92(c)(4).
- Energy efficiency requirement pursuant to Section 1859.92(c)(6).

10. Prior Approval Under the LPP

New Construction: 22/ _____

Modernization: 77/ _____

11. Prior Apportionment Under the SFP

Site/Design—New Construction: 50/ _____

Design—Modernization: 57/ _____

12. Preliminary Apportionment to Final Apportionment

Preliminary Apportionment Application Number: # _____

13. Alternative Developer Fee—New Construction Only

Alternative developer fee collected and reportable pursuant to Regulation Section 1859.77: \$ _____

14. Adjustment to New Construction Baseline Eligibility

a. Classroom(s) provided:

Additional	Replacement
K-6: _____	K-6 _____
7-8: _____	7-8 _____
9-12: _____	9-12 _____
Non-Severe: _____	Non-Severe _____
Severe: _____	Severe _____

Construction Contract(s) for the project signed on: _____

15. Pending Reorganization Election—New Construction Only Yes No

16. Joint-Use Facility/Leased Property

- a. Joint-Use Facility
- b. Leased Property

17. Project Progress Dates

- a. Construction Contract(s) awarded on: _____
(If the space provided is not sufficient for all applicable contract dates, please list all dates on a separate attachment to this form.)
- b. Notice(s) to Proceed issued on: _____
- c. If the Construction Contract(s) was awarded prior to January 1, 2012, have you initiated and enforced an LCP approved by the DIR pursuant to Labor Code Section 1771.7 for this project? Yes No

18. Prevailing Wage Monitoring and Enforcement Costs

If the Construction Contract(s) was awarded on January 1, 2012 through June 19, 2014, please indicate which monitoring requirement was or is being used, pursuant to Labor Code Section 1771.3 in effect on January 1, 2012 through June 19, 2014:

- DIR Public Works administration and enforcement

- DIR approved District LCP
- Collective bargaining agreement, pursuant to Labor Code Section 1771.3(b)(3) in effect on January 1, 2012 through June 19, 2014

19. Construction Delivery Method

- Design-Bid-Build
- Design-Build
- Developer Built
- Lease Lease-Back
- Energy Performance Contract
- This project includes or will include piggyback contract(s) as defined in Section 1859.2
- Other: _____

20. Career Technical Education Funds Request

Will CTE Funds be requested for classroom(s) included in the plans and specifications for this project? Yes No
Number of CTE classroom(s): _____

21. Overcrowding Relief Grant Narrative

22. Architect of Record or Licensed Architect Certification

I certify as the architect of record for the project or as a licensed architect that:

- The P&S for this project were submitted to the OPSC by electronic medium (i.e., CD-ROM, zip disk or diskette) or as an alternative, if the request is for a modernization Grant, the P&S were submitted in hard copy to the OPSC.
- Any portion of the P&S requiring review and approval by the Division of the State Architect (DSA) were approved by the DSA on _____ (enter DSA approval date).
- Any portion of the P&S not requiring review and approval by the DSA meets the requirements of the California Code of Regulations, Title 24, including any handicapped access and fire code requirements.
- If the request is for a Modernization or Charter School Facilities Program Rehabilitation Grant, the P&S include the demolition of more classrooms than those to be constructed in the project, the difference is _____ classroom(s). (Indicate N/A if there are none.)
- If the request is for a Modernization or Charter School Facilities Program Rehabilitation Grant, the P&S include the construction of more classrooms than those to be demolished in the project, the difference is _____ classroom(s). (Indicate N/A if there are none.)

ARCHITECT OF RECORD OR LICENSED ARCHITECT (PRINT NAME)

SIGNATURE

DATE

23. Architect of Record or Design Professional Certification

I certify as the architect of record for the project or the appropriate design professional, that:

- If the request is for a New Construction Grant, not including the ORG, I have developed a cost estimate of the proposed project which indicates that the estimated construction cost of the work in the P&S including deferred items (if any) relating to the proposed project, is at least 60 percent of the total grant amount provided by the State and the district's matching share, less site acquisition costs and the High Performance Base Incentive Grant. This cost estimate does not include site acquisition, planning, tests, inspection, or furniture and equipment and is available at the district for review by the OPSC.
- If the request is for a Modernization or Charter School Facilities Program Rehabilitation Grant, I have developed a cost estimate of the proposed project which indicates that the estimated construction cost of the work in the P&S, including deferred items and interim housing (if any) relating to the proposed project, is at least 60 percent of the total grant amount provided by the State and the district's matching share, less the High Performance Base Incentive Grant. This cost estimate does not include planning, tests, inspection or furniture and equipment and is available at the district for review by the OPSC.

ARCHITECT OF RECORD OR DESIGN PROFESSIONAL (PRINT NAME)

SIGNATURE

DATE

24. Certification

I certify, as the District Representative, that the information reported on this form, with the exception of items 22 and 23, is true and correct and that:

- I am an authorized representative of the district as authorized by the governing board of the district; and,
- A resolution or other appropriate documentation supporting this application under Chapter 12.5, Part 10, Division 1, commencing with Section 17070.10, et. seq., of the Education Code was adopted by the school district's governing board or the designee of the Superintendent of Public Instruction on, _____; and,
- The district has established a "Restricted Maintenance Account" for exclusive purpose of providing ongoing and major maintenance of school buildings and has developed an ongoing and major maintenance plan that complies with and is implemented under the provisions of Education Code Section 17070.75 and 17070.77 (refer to Sections 1859.100 through 1859.102); and,
- The district has considered the feasibility of the joint use of land and facilities with other governmental agencies in order to minimize school facility costs; and,
- If this funding request is for the modernization of portable classrooms eligible for an additional apportionment pursuant to Education Code Section 17073.15, the district certifies that (check the applicable box below):
 - 1. The state modernization funds will be used to replace the portable classrooms and permanently remove the displaced portables from the classroom use within six months of the filing of the Notice of Completion for the project; or,
 - 2. It has provided documentation to the Office of Public School Construction which indicates that modernizing the portable classrooms eligible for an additional apportionment is better use of public resources than the replacement of these facilities.
- Facilities to be rehabilitated under the Charter School Facilities Program previously funded with School Facility Program State funds meet the requirements of Section 1859.163.6; and,
- All contracts entered on or after November 4, 1998 for the service of any architect structural engineer or other design professional for any work under the project have been obtained pursuant to a competitive process that is consistent with the requirements of Chapter 10 (commencing with Section 4525) of Division 5, of Title 1, of the Government Code; and,
- If this request is for new construction funding, the district has received approval of the site and the plans from the CDE. Plan approval is not required if request is for separate design apportionment; and,
- If this request is for modernization or Charter School Facilities Program Rehabilitation funding, the district has received approval of the plans for the project from the CDE. Plan approval is not required if request is for separate design apportionment; and,
- The district has or will comply with the Public Contract Code regarding all laws governing the use of force account labor; and,
- This district has or will comply with Education Code Section 17076.11 regarding at least a 3 percent expenditure goal for disabled veteran business enterprises; and,
- The district matching funds required pursuant to Sections 1859.77.1 or 1859.79 has either been expended by the district, deposited in the County School Facility Fund or will be expended by the district prior to the notice of completion for the project; and,
- The district has received the necessary approval of the plans and specifications from the Division of the State Architect unless the request is for a separate site and/or design apportionment; and,
- If the district is requesting site acquisition funds as part of this application, the district has complied with Sections 1859.74 through 1859.75.1 as appropriate; and,
- With the exception of an apportionment made pursuant to Section 1859.75.1, the district understands that the lack of substantial progress toward increasing the pupil capacity or renovation of its facilities within 18 months of receipt of any funding shall be cause for the rescission of the unexpended funds (refer to Section 1859.105); and,
- If the apportionment for this project was made pursuant to Section 1859.75.1, the district understands that the lack of substantial progress toward increasing the pupil capacity or renovation of its facilities within 12 months of receipt of any funding shall be cause for the rescission of the unexpended funds (refer to Section 1859.105.1); and,
- The district understands that funds not released within 18 months of apportionment shall be rescinded and the application shall be denied (refer to Section 1859.90); and,
- The statements set forth in this application and supporting documents are true and correct to the best of my knowledge and belief; and,
- All school facilities purchased or newly constructed under the project for use by pupils who are individuals with exceptional needs, as defined in Education Code Section 56026, shall be designed and located on the school site so as to maximize interaction between those individuals with exceptional needs and other pupils as appropriate to the needs of both; and,
- This form is an exact duplicate (verbatim) of the form provided by the OPSC. In the event a conflict should exist, the language in the OPSC form will prevail; and,
- The district understands that some or all of the State funding for the project must be returned to the State as a result of an audit pursuant to Sections 1859.105, 1859.105.1, 1859.106; and,
- The district has complied with the provisions of Sections 1859.76 and 1859.79.2 and that the portion of the project funded by the State does not contain work specifically prohibited in those Sections; and,

ATTACHMENT A3

APPLICATION FOR FUNDING SCHOOL FACILITY PROGRAM

- If the SFP grants will be used for the construction or modernization of school facilities on leased land, the district has entered into a lease agreement for the leased property that meets the requirements of Section 1859.22; and,
- If the application contains a "Use of New Construction Grant" request, the district has adopted a school board resolution and housing plan at a public hearing at a regularly scheduled meeting of the governing board on _____
- as specified in Sections 1859.77.2, or 1859.77.3, as appropriate. The district's approved housing plan is as indicated (check all that apply):
 - 1. The district will construct or acquire facilities for housing the pupils with funding not otherwise available to the SFP as a district match within five years of project approval by the SAB and the district must identify the source of the funds. [Applicable for Sections 1859.77.2(a) and (b) and 1859.77.3(a) and (b)]
 - 2. The district will utilize higher district loading standards providing the loading standards are within the approved district's teacher contract and do not exceed 33:1 per classroom. [Applicable for Sections 1859.77.2(a) and (b) and 1859.77.3(a) and (b)]
 - 3. The pupils requested from a different grade level will be housed in classrooms at an existing school in the district which will have its grade level changed, to the grade level requested, at the completion of the proposed SFP project. [Applicable for Sections 1859.77.2(b) and 1859.77.3(b)]
- If the district requested additional funding for fire code requirements pursuant to Sections 1859.71.2 or 1859.78.4, the district will include the automatic fire detection/alarm system and/or automatic sprinkler system in the project prior to completion of the project; and,
- The district has consulted with the career technical advisory committee established pursuant to Education Code Section 8070 and the need for vocational and career technical facilities is being adequately met in accordance with Education Code Sections 51224, 51225.3(b), and 51228(b), and 52336.1; and,
- If the district is requesting an Additional Grant for Energy Efficiency pursuant to Sections 1859.71.3 or 1859.78.5, the increased costs for the energy efficiency components in the project exceeds the amount of funding otherwise available to the district; and,
- If this application is submitted after January 1, 2004 for modernization funding, the district has considered the potential for the presence of lead-containing materials in the modernization project and will follow all relevant federal, state, and local standards for the management of any identified lead; and,
- The district has initiated and enforced an LCP that has been approved by the DIR, pursuant to Labor Code Section 1771.7, if the project is funded from Propositions 47 or 55 and the Notice to Proceed for the construction phase of the project is issued on or after April 1, 2003 and before January 1, 2012; and,
- The district has contracted with the DIR for prevailing wage monitoring and enforcement pursuant to Labor Code Section 1771.3(a) in effect on January 1, 2012 through June 19, 2014, if the construction contract was awarded on January 1, 2012 through June 19, 2014 and the district has not obtained a waiver for the requirement, pursuant to Labor Code Section 1771.3(b) in effect on January 1, 2012 through June 19, 2014. The district understands that if it fails to meet this requirement, it will be required to repay all state bond funds received including interest; and,
- Beginning with the 2005/2006 fiscal year, the district has complied with Education Code Section 17070.75(e) by establishing a facilities inspection system to ensure that each of its schools is maintained in good repair; and,
- If this application is submitted pursuant to Section 1859.180, the district certifies that within six months of occupancy of the permanent classrooms, it will remove the replaced portables from the eligible school site and K-12 grade classroom use with the exception of schools described in Education Code Section 17079.30(c); and,
- The district has considered the feasibility of using designs and materials for the new construction or modernization project that promote the efficient use of energy and water, maximum use of natural light and indoor air quality, the use of recycled materials and materials that emit a minimum of toxic substances, the use of acoustics conducive to teaching and learning, and the other characteristics of high performance schools; and,
- If the district is requesting an additional grant for high performance incentive funding, the school district governing board must have a resolution on file that demonstrates support for the high performance incentive grant request and the intent to incorporate high performance features in future facilities projects; and,
- If this application is submitted when there is Insufficient Bond Authority, the district has adopted a school board resolution pursuant to Section 1859.95.1; and,
- The district will comply with all laws pertaining to the construction or modernization of its school building.

NAME OF DISTRICT REPRESENTATIVE (PRINT)	PHONE NUMBER
SIGNATURE OF DISTRICT REPRESENTATIVE	DATE

ATTACHMENT B

CONDENSED OUTLINE OF PROPOSED FACILITY HARDSHIP AND SEISMIC MITIGATION PROGRAM REGULATIONS

1859.82 – Facility Hardship and Seismic Mitigation Program

Description of Program

1859.82.1 – Facility Hardship Program

- (a) Replacement: Program Eligibility
- (b) Replacement: Funding Eligibility
 - (1) through (3) Qualifying Replacement Applications
 - (4) Replacement: Funding Calculations
- (c) Rehabilitation: Program Eligibility
 - (1) and (2) Qualifying Rehabilitation Applications
 - (3) Rehabilitation: Funding Eligibility
 - (4) Rehabilitation: Funding Calculation
- (d) Funding Offsets for Facility Hardship Grants
- (e) Adjustments to School Facility Program per-pupil Grants as a result of Facility Hardship Funding
- (f) Advanced Funding for Site and/or Design

1859.82.2 – Seismic Mitigation Program

- (a) Seismic Mitigation Program Eligibility Criteria
- (b) Replacement: Funding Eligibility
 - (1) through (3) Qualifying Replacement Applications
 - (4) Replacement: Funding Calculations
- (c) Rehabilitation: Funding Factors
 - (1) and (2) Qualifying Rehabilitation Applications
 - (3) Rehabilitation: Funding Eligibility
 - (4) Rehabilitation: Funding Calculation
- (d) Funding Offsets for Seismic Mitigation Grants
- (e) Adjustments to School Facility Program per-pupil Grants as a result of Seismic Mitigation Funding
- (f) Advanced Funding for Site and/or Design

1859.82.3 – Facility Hardship Program and Seismic Mitigation Program Conceptual Approvals

ATTACHMENT C

(as of January 19, 2018)

Building Options	12x40	480	24x40 DSA	960	36x40 DSA	1440	48x40 DSA	1920	30x32 DSA	960	24x60 DSA	1440	12x40 DSA	480	12x40 DSA	480	12x40 DSA	480	24x60	1440	12x60 HCD	720
	Classroom		Classroom		Classroom		Classroom		Classroom		Classroom		B/G		RR B/S/G		B/G/S/I		Open		Open	Center
	\$	\$/SF	\$	\$/SF	\$	\$/SF	\$	\$/SF	\$	\$/SF	\$	\$/SF	\$	\$/SF	\$	\$/SF	\$	\$/SF	\$	\$/SF	\$	\$/SF
<i>Used/Refurbished</i>	34,180.00	71.21	45,270.00	47.16	74,300.00	51.60	87,740.00	45.70	52,560.00	54.75	79,800.00	55.42	74,620.00	155.46	77,270.00	160.98	79,710.00	166.06	56,488.00	39.23	32,910.00	45.71
Used - Lease																						
12 month term	705.00	1.47	1,350.00	1.41	1,620.00	1.13	2,305.00	1.20	1,215.00	1.27	1,660.00	1.15	1,560.00	3.25	1,570.00	3.27	1,590.00	3.31	865.00	0.60	488.00	0.68
24 month term	695.00	1.45	950.00	0.99	1,605.00	1.11	2,285.00	1.19	1,200.00	1.25	1,645.00	1.14	1,520.00	3.17	1,535.00	3.20	1,565.00	3.26	810.00	0.56	475.00	0.66
36 month term	515.00	1.07	580.00	0.60	1,188.00	0.83	1,695.00	0.88	890.00	0.93	1,220.00	0.85	1,505.00	3.14	1,520.00	3.17	1,540.00	3.21	770.00	0.53	470.00	0.65
48 month term	505.00	1.05	570.00	0.59	1,160.00	0.81	1,670.00	0.87	875.00	0.91	1,195.00	0.83	1,480.00	3.08	1,495.00	3.11	1,515.00	3.16	770.00	0.53	470.00	0.65
60 month term	490.00	1.02	555.00	0.58	1,145.00	0.80	1,655.00	0.86	850.00	0.89	1,170.00	0.81	1,440.00	3.00	1,460.00	3.04	1,485.00	3.09	770.00	0.53	470.00	0.65
Delivery	1,910.00	3.98	1,910.00	1.99	2,865.00	1.99	3,820.00	1.99	2,865.00	2.98	4,410.00	3.06	1,910.00	3.98	1,910.00	3.98	1,910.00	3.98	1,475.00	1.02	737.50	1.02
Return Delivery	1,910.00	3.98	1,910.00	1.99	2,865.00	1.99	3,820.00	1.99	2,865.00	2.98	4,410.00	3.06	1,910.00	3.98	1,910.00	3.98	1,910.00	3.98	1,475.00	1.02	737.50	1.02
Installation (wood)	2,905.00	6.05	4,520.00	4.71	6,470.00	4.49	8,625.00	4.49	5,315.00	5.54	7,030.00	4.88	3,220.00	6.71	4,610.00	9.60	4,805.00	10.01	4,310.00	2.99	737.50	1.02
Dismantle	1,715.00	3.57	3,415.00	3.56	4,805.00	3.34	6,345.00	3.30	3,775.00	3.93	5,155.00	3.58	1,915.00	3.99	3,340.00	6.96	3,545.00	7.39	3,235.00	2.25	1,465.00	2.03

Building Options	12x40	480	24x40 DSA	960	36x40 DSA	1440	48x40 DSA	1920	30x32 DSA	960	24x60 DSA	1440	12x40 DSA	480	12x40 DSA	480	12x40 DSA	480	24x60	1440	12x60 HCD	720
	Classroom		Classroom		Classroom		Classroom		Classroom		Classroom		B/G		RR B/S/G		B/G/S/I		Open		Open	
	\$	\$/SF	\$	\$/SF	\$	\$/SF	\$	\$/SF	\$	\$/SF	\$	\$/SF	\$	\$/SF	\$	\$/SF	\$	\$/SF	\$	\$/SF	\$	\$/SF
<i>New Product</i>	43,826.00	91.30	72,877.00	75.91	108,215.00	75.15	141,961.00	73.94	78,545.00	81.82	112,552.00	78.16	96,247.00	200.51	99,586.00	207.47	103,166.00	214.93	153,779.00	106.79	68,318.00	94.89
Used - Lease																						
12 month term	1,052.00	2.19	1,660.00	1.73	2,979.00	2.07	3,908.00	2.04	2,162.00	2.25	3,097.00	2.15	2,340.00	4.88	2,460.00	5.13	2,505.00	5.22	3,672.00	2.55	1,836.00	2.55
24 month term	965.00	2.01	1,600.00	1.67	2,731.00	1.90	3,582.00	1.87	1,982.00	2.06	2,839.00	1.97	2,145.00	4.47	2,255.00	4.70	2,296.50	4.78	3,366.00	2.34	1,683.00	2.34
36 month term	877.00	1.83	1,350.00	1.41	2,482.00	1.72	3,256.00	1.70	1,802.00	1.88	2,581.00	1.79	1,950.00	4.06	2,050.00	4.27	2,088.00	4.35	3,060.00	2.13	1,530.00	2.13
48 month term	877.00	1.83	1,325.00	1.38	2,482.00	1.72	3,256.00	1.70	1,802.00	1.88	2,581.00	1.79	1,950.00	4.06	2,050.00	4.27	2,088.00	4.35	3,060.00	2.13	1,530.00	2.13
60 month term	702.00	1.46	1,300.00	1.35	1,986.00	1.38	2,605.00	1.36	1,442.00	1.50	2,065.00	1.43	1,560.00	3.25	1,640.00	3.42	1,670.00	3.48	2,448.00	1.70	1,224.00	1.70
Delivery	1,910.00	3.98	1,910.00	1.99	2,865.00	1.99	3,820.00	1.99	2,865.00	2.98	4,410.00	3.06	1,910.00	3.98	1,910.00	3.98	1,910.00	3.98	1,475.00	1.02	737.50	1.02
Return Delivery	1,910.00	3.98	1,910.00	1.99	2,865.00	1.99	3,820.00	1.99	2,865.00	2.98	4,410.00	3.06	1,910.00	3.98	1,910.00	3.98	1,910.00	3.98	1,475.00	1.02	737.50	1.02
Installation (wood)	2,905.00	6.05	4,520.00	4.71	6,470.00	4.49	8,625.00	4.49	5,315.00	5.54	7,030.00	4.88	3,220.00	6.71	4,610.00	9.60	4,805.00	10.01	4,310.00	2.99	2,375.00	3.30
Dismantle	1,715.00	3.57	3,415.00	3.56	4,805.00	3.34	6,345.00	3.30	3,775.00	3.93	5,155.00	3.58	1,915.00	3.99	3,340.00	6.96	3,545.00	7.39	3,235.00	2.25	1,465.00	2.03

	Classroom Average - 960 sq. ft. (2 types)
At 2018:	\$ 78.87
Delivery at 2018	\$ 2.49
Install at 2018	\$ 5.12
Total at 2018	\$ 86.48
At 2019 (increase by 5.45% CCI):	\$ 91.19
At 2020 (increase by 2.08% CCI):	\$ 93.09
State Share 2020:	\$ 46.54

	Bathroom Average (3 types)
	\$ 207.64
	\$ 3.98
	\$ 8.77
	\$ 220.39
	\$ 232.40
	\$ 237.23
	\$ 118.62

ATTACHMENT D

AUTHORITY REFERENCE

Education Code Section 17075.10.

(a) A school district may apply for hardship assistance in cases of extraordinary circumstances. Extraordinary circumstances may include, but are not limited to, the need to repair, reconstruct, or replace the most vulnerable school facilities that are identified as a Category 2 building, as defined in the report submitted pursuant to Section 17317, determined by the department to pose an unacceptable risk of injury to its occupants in the event of a seismic event.

(b) A school district applying for hardship state funding under this article shall comply with either paragraph (1) or (2).

(1) Demonstrate both of the following:

(A) That due to extreme financial, disaster-related, or other hardship the school district has unmet need for pupil housing.

(B) That the school district is not financially capable of providing the matching funds otherwise required for state participation, that the district has made all reasonable efforts to impose all levels of local debt capacity and development fees, and that the school district is, therefore, unable to participate in the program pursuant to this chapter except as set forth in this article.

(2) Demonstrate that due to unusual circumstances that are beyond the control of the district, excessive costs need to be incurred in the construction of school facilities. Funds for the purpose of seismic mitigation work or facility replacement pursuant to this section shall be allocated by the board on a 50-percent state share basis from funds reserved for that purpose in any bond approved by the voters after January 1, 2006. If the board determines that the seismic mitigation work of a school building would require funding that is greater than 50 percent of the funds required to construct a new facility, the school district shall be eligible for funding to construct a new facility under this chapter.

(c) The board shall review the increased costs that may be uniquely associated with urban construction and shall adjust the per-pupil grant for new construction or modernization hardship applications as necessary to accommodate those costs. The board shall adopt regulations setting forth the standards, methodology, and a schedule of allowable adjustments, for the urban adjustment factor established pursuant to this subdivision.

(Amended by Stats. 2008, Ch. 179, Sec. 41. Effective January 1, 2009.)

SFP Regulation Section 1859.82. Facility Hardship.

A district is eligible for facility hardship funding to replace or construct new classrooms and related facilities if the district demonstrates there is an unmet need for pupil housing or the condition of the facilities, or the lack of facilities, is a threat to the health and safety of the pupils. A facility hardship is available for:

(a) New classrooms and/or subsidiary facilities (corridors, toilets, kitchens and other non-classroom space) or replacement facilities if either (1) or (2) are met:

(1) The facilities are needed to ensure the health and safety of the pupils if the district can demonstrate to the satisfaction of the Board that the health and safety of the pupils is at risk. Factors to be considered by the Board shall include the

ATTACHMENT D

close proximity to a major freeway, airport, electrical facility, high power transmission lines, dam, pipeline, industrial facility, adverse air quality emission or other health and safety risks, including structural deficiencies required by the DSA to be repaired, seismic mitigation of the Most Vulnerable Category 2 Buildings as verified by the DSA, traffic safety or because the pupils reside in remote areas of the district and transportation to existing facilities is not possible or poses a health and safety risk. The total available funding for seismic mitigation related and ancillary costs for the Most Vulnerable Category 2 Buildings is \$199.5 million.

(A) If the request is for replacement facilities, a cost/benefit analysis must be prepared by the district and submitted to the OPSC that indicates the total costs to remain in the classroom or related facility and mitigate the problem is at least 50 percent of the Current Replacement Cost of the classroom or related facility. The cost/benefit analysis may include applicable site development costs as outlined in Section 1859.76. The cost/benefit analysis shall not include increased costs associated with high performance related costs or components, with the exception of those high performance components that were pre-existing in the classroom or related facility. If the cost to remain in the classroom or related facility is less than 50 percent of the Current Replacement Cost, the district may qualify for either grant below, as applicable:

1. Modernization Excessive Cost Hardship Grant for Rehabilitation Costs pursuant to Section 1859.83(e), or
2. A grant not to exceed 50 percent of the cost estimate that has been reviewed and approved by the OPSC and approved by the board for seismic rehabilitation.

(B) If the request is for replacement facilities that included structural and/or seismic deficiencies, the cost/benefit analysis must also include a report from a licensed design professional identifying the minimum work necessary to obtain DSA approval. The report must contain a detailed cost estimate of the repairs. The cost/benefit analysis shall not include increased costs associated with high performance related costs or components, with the exception of those high performance components that were pre-existing in the classroom or related facility. The report and cost estimate shall be subject to review by the OPSC for conformance with the Saylor Current Construction Cost Publication and, at the OPSC's discretion, the DSA. For seismic deficiencies of the Most Vulnerable Category 2 Buildings, the report and the cost estimate for the minimum work necessary must be reviewed by the DSA.

(C) The seismic mitigation projects must meet all of the following requirements:

1. The construction contract was executed on or after May 20, 2006;
2. The project funding provided shall be for the minimum work necessary to obtain DSA approval;
3. The building is designed for occupancy by students and staff; and
4. The DSA concurs with a report by a structural engineer, which identifies structural deficiencies that pose an unacceptable risk of injury to its occupants in a seismic event. If the unacceptable risk of injury is due to the presence of faulting, liquefaction or landslide, these hazards must be documented by a geologic hazards report prepared by an engineering geologist in accordance with

ATTACHMENT D

California Building Code, Part 2, Chapter 18, section 1803A and with the concurrence of the California Geological Survey.

The structural engineer's report shall conform to the guidelines prepared by the DSA, in accordance with Education Code Section 17310.

(D) Notwithstanding Sections 1859.93 and 1859.93.1, all applications for the seismic mitigation of the Most Vulnerable Category 2 Buildings shall be funded in the order of receipt of an Approved Application for funding.

(E) If an Application for the seismic mitigation of the Most Vulnerable Category 2 Buildings cannot be fully apportioned or approved for placement on the Unfunded List (Lack of AB 55 Loans) because insufficient funding is available, the applicant may accept the remaining funding amount or refuse funding entirely. If partial funding is accepted, the applicant will remain eligible for the additional amount of seismic funds, up to the initial funding request, if funds become available within the Seismic Mitigation Program authority amount of \$199.5 million. If funding is refused, the Board shall consider funding the next project eligible for funding pursuant to this Section.

For any Application for the seismic mitigation of the Most Vulnerable Category 2 Buildings not apportioned or approved for placement on the Unfunded List (Lack of AB 55 Loans) pursuant to this Section, the application shall be returned to the applicant.

(2) The classroom or related facility was lost or destroyed as a result of a disaster such as fire, flood or earthquake and the district has demonstrated satisfactorily to the Board that the classroom or related facility was uninsurable or the cost for insurance was prohibitive.

If the district qualifies for a new or replacement school pursuant to either (1) or (2) above, the district is eligible for a New Construction Grant as a new construction project for the lesser of the pupils housed in the replaced facility based on loading standards pursuant to Education Code Section 17071.25(a)(2) or the latest CBEDS enrollment at the site.

If the district qualifies for replacement facilities on the same site pursuant to either (1) or (2) above, the district is eligible for funding as a new construction project. Replacement facilities shall be allowed in accordance with the square footage amounts provided in the chart in Section (b) below. If the facility eligible for replacement is not shown in the chart in Section (b) below, the replacement facility shall be limited to the square footage replaced. The grant amount provided shall be \$173.30 per square foot for Toilet Facilities and \$96.30 per square foot for all other facilities. Additional funding may be provided for applicable site development costs pursuant to Section 1859.76, New Construction Excessive Cost Hardship Grant(s) pursuant to Section 1859.83(a), (b) or (d), therapy room pursuant to Section 1859.72, multilevel construction pursuant to Section 1859.73, project assistance pursuant to Section 1859.73.1, and high performance incentive pursuant to Section 1859.77.4 provided that the

ATTACHMENT D

high performance points attained are related to the scope of the Facility Hardship project. The amounts shown will be adjusted in the manner prescribed in Section 1859.71. For any project funded in whole or in part from any State bond funds for which the construction contract is awarded prior to January 1, 2012, the district may be eligible for the funding provided to initiate and enforce a LCP as prescribed in Section 1859.71.4(a). For any project for which the construction contract is awarded on or after January 1, 2012, the grant may be adjusted in the manner prescribed in Section 1859.71.4(c) and subject to the limitations established in Section 1859.71.4(d).

Any grants provided pursuant to either (1) or (2) above will be reduced for any space deemed available by the Board in the district, the HSAA or Super HSAA that could be used to house some or all of the displaced pupils, fifty percent of any insurance proceeds collectable by the district for the displaced facilities and fifty percent of the net proceeds available from the disposition of any displaced facilities.

These Pages Intentionally Left Blank

REPORT OF THE EXECUTIVE OFFICER
State Allocation Board Meeting, February 26, 2020

OVERVIEW OF BAGLEY-KEENE OPEN MEETING ACT

PURPOSE OF REPORT

The State Allocation Board (Board) has invited the Attorney General's Office to address the Board regarding compliance with the Bagley-Keene Open Meeting Act.

TENTATIVE WORKLOAD

March 2020

ACTION ITEMS

REPORTS, DISCUSSION and INFORMATION ITEMS

Standard Information Items

FINANCIAL REPORTS

Status of Fund Releases

Status of Funds

TENTATIVE WORKLOAD

April 2020

ACTION ITEMS

REPORTS, DISCUSSION and INFORMATION ITEMS

Standard Information Items

FINANCIAL REPORTS

Status of Fund Releases

Status of Funds

TENTATIVE WORKLOAD

May 2020

ACTION ITEMS

REPORTS, DISCUSSION and INFORMATION ITEMS

Standard Information Items

FINANCIAL REPORTS

Status of Fund Releases

Status of Funds

APPEALS

Received as of January 31, 2020

<u>Appeal Received Date</u>	<u>District/County</u>	<u>Tentative SAB Date*</u>	<u>Description</u>
10/17/17	San Bernardino City USD / San Bernardino	TBD	District requests OPSC to accept \$870,618 in expenditures for three SFP modernization projects.
1/16/19	Los Angeles Unified School District / Los Angeles	TBD	District is requesting to use construction contract and change order amounts as a cost estimate for a Facility Hardship project.
7/29/19	Mountain Valley USD / Trinity	TBD	District request to use excess funds from a Facility Hardship project with Financial Hardship assistance towards another Facility Hardship project with Financial Hardship assistance.
10/11/19	Lompoc USD/ Santa Barbara	3/2020	District is requesting financial hardship approval status under "other" for various sites within the District.
10/18/19	Pioneer UESD / Kings	TBD	District request funding for a new construction project based on an enrollment period that is different from the enrollment period in which the application was processed.
1/13/20	Porterville USD/Tulare	4/2020	District request funding for a new construction project at Belleview Elementary School using new construction eligibility for the 2019/2020 reporting year instead of the year in which the application would have been processed.

*Please note: Tentative SAB Date is not a guaranteed meeting date and may be subject to change.

STATE ALLOCATION BOARD MEETING DATES

The State Allocation Board (SAB) meeting dates for the 2020 calendar year are as follows:

Board Date	Type of Meeting
March 25, 2020*	Monthly (Consent/Appeals/Action)
April 22, 2020*	Monthly (Consent/Appeals/Action)
May 27, 2020*	Monthly (Consent/Appeals/Action)
June 24, 2020*	Monthly (Consent/Appeals/Action)
July 22, 2020*	Monthly (Consent/Appeals/Action)
August 26, 2020*	Monthly (Consent/Appeals/Action)
September 23, 2020*	Monthly (Consent/Appeals/Action)
October 28, 2020*	Monthly (Consent/Appeals/Action)
December 2020*	Monthly (Consent/Appeals/Action)

*The projected dates and time will be determined upon the discussion with the Vice-Chair and Chair based on workload.

The SAB meets in different rooms within the State Capitol at 4:00 p.m. when the State Legislature is in session and at 2:00 p.m. when the State Legislature is out on recess. Due to scheduling changes within the Legislature, some of the SAB meetings may be canceled or changed with short notice.

INFORMATION ITEM

SCHOOL FACILITY PROGRAM

NEW CONSTRUCTION AND MODERNIZATION UNFUNDED LIST (as of January 22, 2020)

The New Construction and Modernization projects on this list have received an “unfunded” approval by the State Allocation Board (SAB). Note that an “unfunded” approval does not guarantee a future apportionment by the SAB.

Published monthly in the SAB Agenda.

This report is also located on the [OPSC Website](#)

as of January 22, 2020 SAB

County	School District	Application Number	Program	Approval	Received Date	SAB Unfunded Approval	Financial Hardship Apportionment	Loan	State Share	Total Apportionment	Cumulative Amount	Prop. 1A	Prop. 47	Prop. 55	Prop. 1D	Prop. 51	Submitted Certification Letter November 2019	Grant Agreement Received as of 12/1/2019	
HUMBOLDT	KLAMATH-TRINITY JOINT UNIFIED	5182901-00-015	Facility Hardship	G	4/16/2018	7/23/2019	1,048,571.00	0.00	0.00	2,097,142.00	2,097,142.00	0.00	0.00	0.00	0.00	0.00	2,097,142.00	Yes	Yes
SAN BERNARDINO	ONTARIO-MONTCLAIR	58/6719-00-011	Rehabilitation-Seismic	G	3/28/2019	8/28/2019	0.00	0.00	2,367,833.00	2,367,833.00	4,464,975.00	0.00	0.00	0.00	0.00	0.00	2,367,833.00	Yes	Yes
SAN BERNARDINO	ONTARIO-MONTCLAIR	58/6719-00-002	Rehabilitation-Seismic	G	3/28/2019	8/28/2019	0.00	0.00	2,066,099.03	2,066,099.03	6,531,074.03	0.00	0.00	0.00	0.00	0.00	2,066,099.03	Yes	Yes
SONOMA	SEBASTOPOLO UNIFORMED	58/7039-00-011	Rehabilitation	G	4/4/2019	8/28/2019	0.00	0.00	424,748.00	424,748.00	6,955,822.00	0.00	0.00	0.00	0.00	0.00	424,748.00	Yes	Yes
SAN LUIS OBISPO	TEMPLETON UNIFIED	58/6884-00-001	Rehabilitation	G	4/12/2019	8/28/2019	0.00	0.00	215,046.00	215,046.00	7,170,868.00	0.00	0.00	0.00	0.00	0.00	215,046.00	Yes	Yes
HUMBOLDT	FALAMETH-TRINITY JOINT UNIFIED	5182901-00-015	Facility Hardship	G	4/16/2018	9/25/2019	119,740.24	0.00	119,740.24	239,480.48	7,140,348.51	0.00	0.00	0.00	0.00	0.00	239,480.48	Yes	Yes
PLACER	ROSEVILLE JOINT UNION HIGH	58/6928-00-001	Rehabilitation-Seismic	G	2/25/2019	9/25/2019	0.00	0.00	2,063,039.00	2,063,039.00	9,473,371.51	0.00	0.00	0.00	0.00	0.00	2,063,039.00	Yes	Yes
SANTA CLARA	CAMPBELL UNION HIGH	58/6940-00-001	Rehabilitation-Seismic	G	5/30/2019	9/25/2019	0.00	0.00	121,364.41	121,364.41	5,954,752.92	0.00	0.00	0.00	0.00	0.00	121,364.41	Yes	Yes
SAN LUIS OBISPO	LUCAS MAR UNIFIED	58/6879-00-001	Rehabilitation	G	5/31/2019	9/25/2019	0.00	0.00	311,558.33	311,558.33	24,355,324.24	0.00	0.00	0.00	0.00	0.00	311,558.33	Yes	Yes
GLENNE	PLAZA ELEMENTARY	58/6238-00-001	Rehabilitation	G	6/8/2019	9/25/2019	88,628.00	0.00	135,426.00	224,054.00	10,130,361.24	0.00	0.00	0.00	0.00	0.00	224,054.00	Yes	Yes
TRINITY	LEWISTON ELEMENTARY	58/7174-00-002	Rehabilitation	D	7/26/2019	9/25/2019	0.00	0.00	50,508.60	50,508.60	10,180,869.84	0.00	0.00	0.00	0.00	0.00	50,508.60	Yes	Yes
HUMBOLDT	KLAMATH-TRINITY JOINT UNIFIED	5182901-00-015	Facility Hardship	G	4/16/2018	10/23/2019	118,780.48	0.00	118,780.48	237,560.96	10,418,430.30	0.00	0.00	0.00	0.00	0.00	237,560.96	Yes	Yes
SAN BERNARDINO	SAN BERNARDINO CITY UNIFIED	58/6719-00-001	Rehabilitation	G	4/5/2019	10/23/2019	0.00	0.00	3,406,277.00	3,406,277.00	13,824,707.90	0.00	0.00	0.00	0.00	0.00	3,406,277.00	Yes	Yes
MONTEREY	GREENFIELD UNION ELEMENTARY	58/6603-00-001	Rehabilitation	D	5/6/2019	10/23/2019	62,126.60	0.00	93,180.90	151,301.50	13,980,009.30	0.00	0.00	0.00	0.00	0.00	151,301.50	Yes	Yes
MONTEREY	GREENFIELD UNION ELEMENTARY	58/6603-00-001	Rehabilitation	D	5/6/2019	10/23/2019	67,555.30	0.00	101,332.95	168,888.25	14,148,897.55	0.00	0.00	0.00	0.00	0.00	168,888.25	Yes	Yes
MONTEREY	GREENFIELD UNION ELEMENTARY	58/6603-00-002	Rehabilitation	D	5/6/2019	10/23/2019	80,329.70	0.00	120,494.55	209,824.25	14,349,711.80	0.00	0.00	0.00	0.00	0.00	209,824.25	Yes	Yes
DEL NORTE	DEL NORTE COUNTY UNIFIED	58/6182-00-005	Rehabilitation	G	7/22/2019	10/23/2019	0.00	0.00	21,901.60	21,901.60	14,562,623.40	0.00	0.00	0.00	0.00	0.00	21,901.60	Yes	Yes
SAN JOAQUIN	ESCALON UNIFIED	58/6852-00-002	Rehabilitation	G	7/23/2019	10/23/2019	0.00	0.00	90,845.00	90,845.00	14,655,465.40	0.00	0.00	0.00	0.00	0.00	90,845.00	Yes	Yes
NAPA	NAPA VALLEY UNIFIED	51/8626-00-001	Facility Hardship	G	5/13/2019	12/9/2019	0.00	0.00	8,546,627.00	8,546,627.00	23,200,096.40	0.00	0.00	0.00	0.00	0.00	8,546,627.00	Yes	Yes
EL DORADO	BUCKEYE UNION ELEMENTARY	58/6183-00-001	Rehabilitation	G	7/2/2019	12/9/2019	0.00	0.00	183,374.00	183,374.00	23,383,474.40	0.00	0.00	0.00	0.00	0.00	183,374.00	Yes	Yes
FRESNO	Big CREEK ELEMENTARY	58/6206-00-001	Rehabilitation	G	8/6/2019	12/9/2019	0.00	0.00	187,368.00	187,368.00	23,570,688.00	0.00	0.00	0.00	0.00	0.00	187,368.00	Yes	Yes
SAN BERNARDINO	ONTARIO-MONTCLAIR	58/6719-00-003	Rehabilitation-Seismic	G	9/8/2019	12/9/2019	0.00	0.00	385,407.00	385,407.00	23,956,245.40	0.00	0.00	0.00	0.00	0.00	385,407.00	Yes	Yes
SAN BERNARDINO	ONTARIO-MONTCLAIR	58/6719-00-004	Rehabilitation-Seismic	G	9/8/2019	12/9/2019	0.00	0.00	607,463.63	607,463.63	24,563,709.03	0.00	0.00	0.00	0.00	0.00	607,463.63	Yes	Yes
SANTA BARBARA	MONTECITO UNION ELEMENTARY	58/6922-00-001	Rehabilitation	G	9/23/2019	12/9/2019	0.00	0.00	153,433.00	153,433.00	21,717,142.03	0.00	0.00	0.00	0.00	0.00	153,433.00	Yes	Yes
SANTA BARBARA	MONTECITO UNION ELEMENTARY	58/6922-00-002	Rehabilitation	G	10/15/2019	12/9/2019	0.00	0.00	311,816.00	311,816.00	25,028,958.03	0.00	0.00	0.00	0.00	0.00	311,816.00	Yes	Yes
ALAMEDA	PILARDE UNIFIED	58/1291-00-011	Charter	G	11/16/2019	12/29/2019	203,441.50	0.00	395,190.00	598,631.50	25,381,638.03	444,147.50	64,500.00	0.00	0.00	0.00	598,631.50	No	No
ALAMEDA	OAKLAND UNIFIED	54/6129-00-010	Charter	D	6/5/2017	1/24/2018	0.00	2,150,284.80	2,150,284.80	4,300,569.60	30,238,589.83	0.00	0.00	0.00	0.00	0.00	4,300,569.60	No	No
ALAMEDA	OAKLAND UNIFIED	54/6129-00-011	Charter	D	6/5/2017	1/24/2018	0.00	2,150,284.80	2,150,284.80	4,300,569.60	30,238,589.83	0.00	0.00	0.00	0.00	0.00	4,300,569.60	No	No
SACRAMENTO	NATOMAS UNIFIED	54/6783-00-008	Charter	D	5/26/2017	2/28/2018	0.00	0.00	285,982.90	285,982.90	30,524,572.73	0.00	0.00	0.00	0.00	0.00	285,982.90	No	No
ALAMEDA	OAKLAND UNIFIED	54/6129-00-017	Charter	D	6/5/2017	1/24/2018	0.00	1,136,442.50	1,136,442.50	2,272,885.00	34,797,457.73	0.00	0.00	0.00	0.00	0.00	2,272,885.00	No	No
SANTA CLARA	ALUM ROCK UNION ELEMENTARY	54/8939-00-003	Charter	D	5/30/2014	6/19/2018	0.00	25,675.55	25,675.55	51,351.10	32,848,808.83	0.00	0.00	0.00	0.00	0.00	51,351.10	No	No
ALAMEDA	SAN LORENZO UNIFIED	54/6130-00-003	Charter	D	6/5/2017	12/11/2018	0.00	845,455.40	845,455.40	1,690,910.80	34,539,719.63	0.00	0.00	0.00	0.00	0.00	1,690,910.80	No	No
ALAMEDA	OAKLAND UNIFIED	54/6129-12-005	Charter	D	5/26/2017	1/22/2019	0.00	185,933.00	185,933.00	371,866.00	34,911,585.63	0.00	0.00	0.00	0.00	0.00	371,866.00	No	No
ALAMEDA	OAKLAND UNIFIED	54/6129-017	Charter	D	5/26/2017	1/22/2019	0.00	189,261.00	189,261.00	371,121.00	34,911,585.63	0.00	0.00	0.00	0.00	0.00	371,121.00	No	No
SAN BERNARDINO	SAN BERNARDINO CITY UNIFIED	54/6783-00-004	Charter	D	6/5/2017	1/22/2019	0.00	229,399.00	229,399.00	458,798.00	35,748,517.63	0.00	0.00	0.00	0.00	0.00	458,798.00	No	No
TULARE	PORTERVILLE UNIFIED	55/7523-00-004	Career Tech New Construction	G	2/21/2018	1/22/2019	0.00	2,998,035.00	2,998,035.00	38,746,523.63	0.00	0.00	0.00	0.00	0.00	0.00	2,998,035.00	Yes	Yes
TULARE	DIUNBA UNIFIED	55/7523-00-002	Career Tech New Construction	G	2/21/2018	1/22/2019	0.00	2,533,756.00	2,533,756.00	4,814,136.40	0.00	0.00	0.00	0.00	0.00	0.00	4,814,136.40	Yes	Yes
VENTURA	VENTURA COUNTY OFFICE OF EDUCATION	57/7551-00-003	Career Tech New Construction	G	2/21/2018	1/22/2019	0.00	1,454,137.00	1,454,137.00	27,902,473.73	0.00	0.00	0.00	0.00	0.00	0.00	1,454,137.00	Yes	Yes
BUTTE	MANZANITA ELEMENTARY	57/6149-00-011	Modernization	G	12/30/2014	3/27/2019	0.00	1,464,265.00	1,464,265.00	2,170,392.00	48,824,134.73	0.00	0.00	0.00	0.00	0.00	2,170,392.00	Yes	No
BUTTE	MANZANITA ELEMENTARY	50/6149-00-002	New Construction	G	12/30/2014	4/24/2019	0.00	2,236,591.00	2,236,591.00	4,193,258.00	53,017,392.73	0.00	0.00	0.00	0.00	0.00	4,193,258.00	Yes	No
LOS ANGELES	TEMPLE CITY UNIFIED	57/8592-00-009	Modernization	G	5/14/2015	4/24/2019	0.00	2,507,334.00	2,507,334.00	55,524,726.73	0.00	0.00	0.00	0.00	0.00	0.00	2,507,334.00	Yes	No
FRESNO	NEWMAN-CROWNS LANDING UNIFIED	57/7361-00-015	Modernization	G	5/22/2015	4/24/2019	65,783.00	0.00	90,691.00	156,474.00	154,463,029.73	0.00	0.00	0.00	0.00	0.00	156,474.00	Yes	Yes
LOS ANGELES	TEMPLE CITY UNIFIED	50/8592-00-002	New Construction	G	6/19/2015	4/24/2019	0.00	213,824.00	213,824.00	55,903,033.73	0.00	0.00	0.00	0.00	0.00	0.00	213,824.00	Yes	No
SACRAMENTO	SACRAMENTO CITY UNIFIED	54/6743-00-010	Charter	S	6/5/2017	5/2/2019	0.00	212,228.00	212,228.00	424,456.00	56,327,489.73	0.00	0.00	0.00	0.00	0.00	424,456.00	Yes	No
LOS ANGELES	TEMPLE CITY UNIFIED	57/8592-00-018	Modernization	G	6/28/2015	5/22/2019	0.00	2,013,203.00	2,013,203.00	58,340,892.73	0.00	0.00	0.00	0.00	0.00	0.00	2,013,203.00	Yes	No
ORANGE	NEWPORT-MESA UNIFIED	50/8689-07-001	New Construction	G	9/22/2015	5/22/2019	0.00	1,742,015.00	1,742,015.00	60,082,707.73	0.00	0.00	0.00	0.00	0.00	0.00	1,742,015.00	Yes	No
ORANGE	NEWPORT-MESA UNIFIED	57/8689-07-003	New Construction	G	9/22/2015	5/22/2019	0.00	1,742,015.00	1,742,015.00	728,698.00	60,811,405.73	0.00	0.00	0.00	0.00	0.00	728,698.00	Yes	No
ORANGE	SANTA ANA UNIFIED	55/8667-00-003	Career Tech New Construction	G	2/12/2019	5/22/2019	0.00	3,000,000.00	3,000,000.00	63,808,406.73	0.00	0.00	0.00	0.00	0.00	0.00	3,000,000.00	Yes	No
LOS ANGELES	LOS ANGELES UNIFIED	55/6473-00-022	Career Tech New Construction	G	2/13/2019	5/22/2019	0.00	3,000,000.00	3,000,000.00	66,808,406.73	0								

County	School District	Applicant Number	Program	Approval	Received Date	SAB Unfunded Approval	Financial Hardship Appoint	Loan	State Share	Total Apportionment	Cumulative Amount	Prop. 1A	Prop. 47	Prop. 55	Prop. 1D	Prop. 51	Submitted Certification Letter November 2019	Grant Agreement Received as of 12/11/2019
FRESNO	CLAY JOINT ELEMENTARY	5782109-00-002	Modernization	D	4/11/2016	8/28/2019	8,847.00	0.00	78,515.00	87,362.00	285,257,262.83	0.00	0.00	0.00	0.00	0.00	87,362.00	Yes
SACRAMENTO	NATOMAS UNIFIED	5075283-00-015	New Construction	G	4/12/2016	8/28/2019	0.00	0.00	9,904,043.00	9,904,043.00	296,191,305.83	0.00	0.00	0.00	0.00	0.00	9,904,043.00	Yes
SAN FRANCISCO	SAN FRANCISCO UNIFIED	5768478-00-058	Modernization	G	4/13/2016	8/28/2019	0.00	0.00	1,837,144.00	1,837,144.00	295,998,448.83	0.00	99,534.32	197,088.57	0.00	0.00	1,640,521.11	Yes
CONTRA COSTA	SAN RAMON VALLEY UNIFIED	5061804-02-011	New Construction	G	4/14/2016	8/28/2019	0.00	0.00	4,509,270.00	4,509,270.00	301,579,813.83	0.00	0.00	0.00	0.00	0.00	4,509,270.00	Yes
LOS ANGELES	DOWNY UNIFIED	5784451-00-028	Modernization	G	4/14/2016	8/28/2019	0.00	0.00	8,870,895.00	8,870,895.00	317,876,814.83	0.00	0.00	0.00	0.00	0.00	8,870,895.00	Yes
FRESNO	SANGER UNIFIED	5062414-00-017	New Construction	G	4/25/2016	8/28/2019	0.00	0.00	2,408,540.00	2,408,540.00	312,787,154.83	0.00	0.00	0.00	0.00	0.00	2,408,540.00	Yes
LOS ANGELES	DOWNY UNIFIED	5064451-00-013	New Construction	G	4/25/2016	8/28/2019	0.00	0.00	1,197,086.00	1,197,086.00	313,984,240.83	0.00	0.00	0.00	0.00	0.00	1,197,086.00	Yes
LOS ANGELES	NEHWALL ELEMENTARY	5764832-00-004	Modernization	G	4/29/2016	8/28/2019	0.00	0.00	2,269,824.00	2,269,824.00	316,254,064.83	0.00	0.00	0.00	0.00	0.00	2,269,824.00	Yes
CONTRA COSTA	SAN RAMON VALLEY UNIFIED	5061804-02-011	New Construction	G	5/6/2016	8/28/2019	0.00	0.00	4,509,270.00	4,509,270.00	316,254,064.83	0.00	0.00	0.00	0.00	0.00	4,509,270.00	Yes
SAN MATEO	SEQUOIA UNION HIGH	5789062-00-036	Modernization	G	5/9/2016	8/28/2019	0.00	0.00	1,130,137.00	1,130,137.00	318,946,804.83	0.00	0.00	0.00	0.00	0.00	1,130,137.00	Yes
LOS ANGELES	DOWNY UNIFIED	5764451-00-027	Modernization	G	5/11/2016	8/28/2019	0.00	0.00	1,171,433.00	1,171,433.00	320,118,237.83	0.00	0.00	0.00	0.00	0.00	1,171,433.00	Yes
SAN BERNARDINO	CHAFFEY JOINT UNION HIGH	5067652-00-020	New Construction	G	5/12/2016	8/28/2019	0.00	0.00	13,633,582.00	13,633,582.00	335,731,819.83	0.00	0.00	0.00	0.00	0.00	13,633,582.00	Yes
CONTRA COSTA	WEST CONTRA COSTA UNIFIED	5717386-00-061	Modernization	G	5/13/2016	8/28/2019	0.00	0.00	23,400,090.00	23,400,090.00	357,151,909.83	0.00	0.00	0.00	0.00	0.00	23,400,090.00	Yes
TULARE	DINUBIA UNIFIED	5775531-00-010	New Construction	G	5/13/2016	8/28/2019	415,041.00	0.00	62,561.00	1,037,602.00	358,189,511.83	0.00	0.00	0.00	0.00	0.00	1,037,602.00	Yes
LOS ANGELES	POMONA UNIFIED	5784907-00-029	Modernization	G	5/24/2016	8/28/2019	0.00	0.00	3,044,264.00	3,044,264.00	361,233,775.83	0.00	0.00	0.00	0.00	0.00	3,044,264.00	Yes
ORANGE	IRVINE UNIFIED	5073850-00-028	New Construction	G	6/1/2016	8/28/2019	0.00	0.00	1,236,192.00	1,236,192.00	362,469,867.83	0.00	0.00	0.00	0.00	0.00	1,236,192.00	Yes
MONTEREY	SANTA RITA UNION ELEMENTARY	5068191-00-009	New Construction	J	6/22/2016	8/28/2019	0.00	0.00	2,153,316.00	3,860,661.00	366,130,628.83	0.00	0.00	0.00	0.00	0.00	3,860,661.00	Yes
TULARE	TULARE CITY ELEMENTARY	5772231-00-010	Modernization	G	6/15/2016	8/28/2019	0.00	0.00	670,825.00	670,825.00	367,850,454.83	0.00	0.00	0.00	0.00	0.00	670,825.00	Yes
TULARE	TULARE JOINT UNION HIGH	5772248-00-005	Modernization	G	6/15/2016	8/28/2019	0.00	0.00	2,007,707.00	2,007,707.00	368,808,161.83	0.00	0.00	0.00	0.00	0.00	2,007,707.00	Yes
LOS ANGELES	POMONA UNIFIED	5784907-00-030	Modernization	G	6/22/2016	8/28/2019	0.00	0.00	634,890.00	634,890.00	369,444,051.83	0.00	0.00	0.00	0.00	0.00	634,890.00	Yes
RIVERSIDE	TEMECULA VALLEY UNIFIED	5775192-00-006	Modernization	G	6/27/2016	8/28/2019	0.00	0.00	2,631,232.00	2,631,232.00	372,075,268.83	0.00	0.00	0.00	0.00	0.00	2,631,232.00	Yes
RIVERSIDE	TEMECULA VALLEY UNIFIED	5775192-00-006	Modernization	G	6/27/2016	8/28/2019	0.00	0.00	1,745,912.00	1,745,912.00	372,821,195.83	0.00	0.00	0.00	0.00	0.00	1,745,912.00	Yes
RIVERSIDE	TEMECULA VALLEY UNIFIED	5775192-00-007	Modernization	G	6/27/2016	8/28/2019	0.00	0.00	3,655,950.00	3,655,950.00	377,477,145.83	0.00	0.00	0.00	0.00	0.00	3,655,950.00	Yes
SAN MATEO	SEQUOIA UNION HIGH	5069062-01-012	New Construction	G	6/28/2016	8/28/2019	0.00	0.00	5,861,873.00	5,861,873.00	383,339,018.83	0.00	0.00	0.00	0.00	0.00	5,861,873.00	Yes
MONTEREY	SANTA RITA UNION ELEMENTARY	5068191-00-010	New Construction	G	7/1/2016	8/28/2019	0.00	0.00	1,558,394.00	1,558,394.00	384,897,412.83	0.00	0.00	0.00	0.00	0.00	1,558,394.00	Yes
LOS ANGELES	ALISA UNIFIED	5782479-00-016	Modernization	G	7/20/2016	8/28/2019	0.00	0.00	861,893.00	861,893.00	385,751,305.83	0.00	0.00	0.00	0.00	0.00	861,893.00	Yes
SAN JOAQUIN	STOCKTON UNIFIED	5788676-00-036	Modernization	G	7/8/2016	8/28/2019	0.00	0.00	4,431,962.00	4,431,962.00	389,997,263.83	0.00	0.00	0.00	0.00	0.00	4,431,962.00	Yes
SISKIYOU	SCOTT VALLEY UNIFIED	5776455-00-005	Modernization	G	7/8/2016	8/28/2019	0.00	0.00	919,382.00	919,382.00	390,916,649.83	0.00	0.00	0.00	0.00	0.00	919,382.00	Yes
SAN JOAQUIN	STOCKTON UNIFIED	57788676-00-037	Modernization	G	7/12/2016	8/28/2019	0.00	0.00	5,251,720.00	5,251,720.00	396,168,369.83	0.00	0.00	0.00	0.00	0.00	5,251,720.00	Yes
SISKIYOU	SCOTT VALLEY UNIFIED	5776455-00-007	Modernization	G	7/14/2016	8/28/2019	0.00	0.00	1,486,331.00	1,486,331.00	397,654,700.83	0.00	0.00	0.00	0.00	0.00	1,486,331.00	Yes
SISKIYOU	SCOTT VALLEY UNIFIED	5776455-00-007	Modernization	G	7/12/2016	8/28/2019	0.00	0.00	776,482.00	776,482.00	398,431,182.83	0.00	0.00	0.00	0.00	0.00	776,482.00	Yes
SAN MATEO	SEQUOIA UNION HIGH	5069062-01-007	New Construction	G	7/14/2016	8/28/2019	0.00	0.00	4,039,200.00	4,039,200.00	402,470,382.83	0.00	0.00	0.00	0.00	0.00	4,039,200.00	Yes
MONTEREY	ALISA UNIFIED	5068991-00-010	New Construction	G	7/18/2016	8/28/2019	0.00	0.00	3,896,430.00	3,896,430.00	406,366,812.83	0.00	0.00	0.00	0.00	0.00	3,896,430.00	Yes
LOS ANGELES	JURUPA UNIFIED	5078211-00-004	New Construction	G	7/18/2016	8/28/2019	0.00	0.00	401,056.00	401,056.00	406,767,868.83	0.00	0.00	0.00	0.00	0.00	401,056.00	Yes
RIVERSIDE	JURUPA UNIFIED	5078200-00-007	Modernization	G	7/20/2016	8/28/2019	0.00	0.00	2,934,401.00	2,934,401.00	409,702,271.83	0.00	0.00	0.00	0.00	0.00	2,934,401.00	Yes
ORANGE	GARDEN GROVE UNIFIED	5786522-00-004	Modernization	G	7/21/2016	8/28/2019	0.00	0.00	625,684.00	625,684.00	410,327,855.83	0.00	0.00	0.00	0.00	0.00	625,684.00	Yes
MERCED	ATWATER ELEMENTARY	5065683-00-003	New Construction	G	7/22/2016	8/28/2019	0.00	0.00	309,347.00	309,347.00	410,637,302.83	0.00	0.00	0.00	0.00	0.00	309,347.00	Yes
MERCED	ATWATER ELEMENTARY	5065683-00-006	New Construction	G	7/22/2016	8/28/2019	0.00	0.00	215,267.00	215,267.00	410,852,569.83	0.00	0.00	0.00	0.00	0.00	215,267.00	Yes
SACRAMENTO	ELK GROVE UNIFIED	5067314-00-046	New Construction	G	7/22/2016	8/28/2019	0.00	0.00	12,514,558.00	12,514,558.00	423,468,127.83	0.00	0.00	0.00	0.00	0.00	12,514,558.00	Yes
SAN DIEGO	BONSBALL UNIFIED	5076851-00-001	New Construction	G	7/22/2016	8/28/2019	0.00	0.00	4,085,437.00	4,085,437.00	427,553,564.83	0.00	0.00	0.00	0.00	0.00	4,085,437.00	Yes
LOS ANGELES	WILLIAM S. HART UNION HIGH	5068136-00-011	New Construction	G	7/25/2016	8/28/2019	0.00	0.00	1,827,968.00	1,827,968.00	429,381,532.83	0.00	0.00	0.00	0.00	0.00	1,827,968.00	Yes
LOS ANGELES	WILLIAM S. HART UNION HIGH	5068136-00-015	New Construction	G	7/25/2016	8/28/2019	0.00	0.00	1,233,446.00	1,233,446.00	430,614,978.83	0.00	0.00	0.00	0.00	0.00	1,233,446.00	Yes
FRESNO	FRESNO UNIFIED	5062166-00-002	New Construction	G	7/27/2016	8/28/2019	0.00	0.00	6,108,000.00	6,108,000.00	436,720,978.83	0.00	0.00	0.00	0.00	0.00	6,108,000.00	Yes
FRESNO	CLOVIS UNIFIED	5782117-00-050	Modernization	G	7/28/2016	8/28/2019	0.00	0.00	1,973,728.00	1,973,728.00	438,694,706.83	0.00	0.00	0.00	0.00	0.00	1,973,728.00	Yes
SACRAMENTO	NATOMAS UNIFIED	5775283-00-002	Modernization	G	7/28/2016	8/28/2019	0.00	0.00	2,638,067.00	2,638,067.00	441,332,773.83	0.00	0.00	0.00	0.00	0.00	2,638,067.00	Yes
ORANGE	IRVINE UNIFIED	5073850-00-029	New Construction	G	8/1/2016	8/28/2019	0.00	0.00	1,073,146.00	1,073,146.00	442,405,919.83	0.00	0.00	0.00	0.00	0.00	1,073,146.00	Yes
ORANGE	IRVINE UNIFIED	5073850-00-030	New Construction	G	8/1/2016	8/28/2019	0.00	0.00	30,196,380.00	30,196,380.00	442,712,300.83	0.00	0.00	0.00	0.00	0.00	30,196,380.00	Yes
LOS ANGELES	TEMPLE CITY UNIFIED	5065052-00-003	New Construction	G	8/2/2016	8/28/2019	0.00	0.00	5,231,260.00	5,231,260.00	447,832,566.83	0.00	0.00	0.00	0.00	0.00	5,231,260.00	Yes
FRESNO	CLOVIS UNIFIED	5782117-00-051	Modernization	G	8/2/2016	8/28/2019	0.00	0.00	1,330,764.00	1,330,764.00	449,163,330.83	0.00	0.00	0.00	0.00	0.00	1,330,764.00	Yes
LOS ANGELES	TEMPLE CITY UNIFIED	5785020-00-011	Modernization	G	8/2/2016	8/28/2019	0.00	0.00	18,635,247.00	18,635,247.00	457,798,577.83	0.00	0.00	0.00	0.00	0.00	18,635,247.00	Yes
LOS ANGELES	REDONDO BEACH UNIFIED																	

Unfunded Approvals
as of January 22, 2020 SAB

County	School District	Applicant Number	Program	Approval	Received Date	SAB Unfunded Approval	Financial Hardship Appointement	Loan	State Share	Total Appointement	Cumulative Appointement	Prop. 1A	Prop. 47	Prop. 55	Prop. 1D	Prop. 51	Submitted Certification Letter November 2019	Grant Agreement Received as of 12/1/2019		
SAN MATEO	BAYSHORE ELEMENTARY	578858-00-001	Modernization	G	10/26/2016	10/23/2019	0.00	0.00	1,331,112.00	1,331,112.00	677,793,950.79	0.00	0.00	0.00	0.00	0.00	1,331,112.00	Yes		
MERCED	LOS BANOS UNIFIED	507657-00-010	New Construction	G	10/27/2016	10/23/2019	0.00	0.00	5,054,448.00	5,054,448.00	682,848,398.79	0.00	0.00	0.00	0.00	0.00	5,054,448.00	Yes		
SAN BERNARDINO	CHAFFEY JOINT UNION HIGH	5076752-00-021	New Construction	G	10/27/2016	10/23/2019	0.00	0.00	2,403,019.00	2,403,019.00	685,251,417.79	0.00	0.00	0.00	0.00	0.00	2,403,019.00	Yes	Yes	
SAN JOAQUIN	MANTECA UNIFIED	50768593-00-024	New Construction	G	10/28/2016	10/23/2019	0.00	0.00	2,486,530.00	2,486,530.00	687,737,947.79	0.00	0.00	0.00	0.00	0.00	2,486,530.00	Yes		
SAN JOAQUIN	MANTECA UNIFIED	50768593-00-025	New Construction	G	10/28/2016	10/23/2019	0.00	0.00	3,330,636.00	3,330,636.00	691,686,583.79	0.00	0.00	0.00	0.00	0.00	3,330,636.00	Yes		
SAN JOAQUIN	MANTECA UNIFIED	50768593-00-026	New Construction	G	10/28/2016	10/23/2019	0.00	0.00	2,725,123.00	2,725,123.00	693,793,706.79	0.00	0.00	0.00	0.00	0.00	2,725,123.00	Yes		
SAN JOAQUIN	MANTECA UNIFIED	5768583-00-011	Modernization	G	10/28/2016	10/23/2019	0.00	0.00	981,207.00	981,207.00	694,774,913.79	0.00	0.00	0.00	0.00	0.00	981,207.00	Yes		
SAN JOAQUIN	MANTECA UNIFIED	5768583-00-012	Modernization	G	10/28/2016	10/23/2019	0.00	0.00	636,273.00	636,273.00	695,411,186.79	0.00	0.00	0.00	0.00	0.00	636,273.00	Yes		
SAN JOAQUIN	MANTECA UNIFIED	5768583-00-013	Modernization	G	10/28/2016	10/23/2019	0.00	0.00	2,576,747.00	2,576,747.00	697,987,933.79	0.00	0.00	0.00	0.00	0.00	2,576,747.00	Yes		
SAN JOAQUIN	MANTECA UNIFIED	5768583-00-014	Modernization	G	10/28/2016	10/23/2019	0.00	0.00	2,084,491.00	2,084,491.00	700,072,424.79	0.00	0.00	0.00	0.00	0.00	2,084,491.00	Yes		
SAN JOAQUIN	MANTECA UNIFIED	5768583-00-015	Modernization	G	10/28/2016	10/23/2019	0.00	0.00	3,020,811.00	3,020,811.00	703,093,235.79	0.00	0.00	0.00	0.00	0.00	3,020,811.00	Yes		
ORANGE	SADDELEBACK VALLEY UNIFIED	57773635-00-036	Modernization	G	10/28/2016	10/23/2019	0.00	0.00	2,955,658.00	2,955,658.00	706,048,893.79	0.00	0.00	0.00	0.00	0.00	2,955,658.00	Yes		
ORANGE	SADDELEBACK VALLEY UNIFIED	57773635-00-037	Modernization	G	10/28/2016	10/23/2019	0.00	0.00	3,900,374.00	3,900,374.00	709,949,267.79	0.00	0.00	0.00	0.00	0.00	3,900,374.00	Yes		
IMPERIAL	CENTRAL UNION HIGH	5063115-00-001	New Construction	G	10/31/2016	10/23/2019	0.00	0.00	499,009.00	499,009.00	710,448,276.79	0.00	0.00	0.00	0.00	0.00	499,009.00	Yes		
IMPERIAL	HEBER ELEMENTARY	5063131-00-005	New Construction	G	10/31/2016	10/23/2019	1,951,551.00	0.00	2,224,105.00	4,175,656.00	714,623,932.79	0.00	0.00	0.00	0.00	0.00	4,175,656.00	Yes	Yes	
SAN MATEO	SEQUOIA UNION HIGH	5069062-01-013	New Construction	G	10/31/2016	10/23/2019	0.00	0.00	2,016,230.00	2,016,230.00	716,640,162.79	0.00	0.00	0.00	0.00	0.00	2,016,230.00	Yes		
SONOMA	WINDSOR UNIFIED	5075359-00-016	New Construction	G	10/31/2016	10/23/2019	0.00	0.00	2,212,347.00	2,212,347.00	718,852,483.79	0.00	0.00	0.00	0.00	0.00	2,212,347.00	Yes		
CONTRA COSTA	SAN RAMON VALLEY UNIFIED	5761804-00-024	Modernization	G	10/31/2016	10/23/2019	0.00	0.00	852,017.00	852,017.00	719,704,500.79	0.00	0.00	0.00	0.00	0.00	852,017.00	Yes	Yes	
FRESNO	CLOVIS UNIFIED	5762117-00-053	Modernization	G	10/31/2016	10/23/2019	0.00	0.00	2,008,911.00	2,008,911.00	721,723,411.79	0.00	0.00	0.00	0.00	0.00	2,008,911.00	Yes	Yes	
LOS ANGELES	LANCASTER ELEMENTARY	5064667-00-010	New Construction	G	11/1/2016	10/23/2019	0.00	0.00	860,388.00	860,388.00	722,583,799.79	0.00	0.00	0.00	0.00	0.00	860,388.00	Yes		
CONTRA COSTA	SAN RAMON VALLEY UNIFIED	5761804-00-025	Modernization	G	11/3/2016	10/23/2019	0.00	0.00	977,471.00	977,471.00	723,561,270.79	0.00	0.00	0.00	0.00	0.00	977,471.00	Yes	Yes	
LOS ANGELES	SAUGUS UNION ELEMENTARY	5764989-00-008	Modernization	G	11/4/2016	10/23/2019	0.00	0.00	4583,123.00	4,583,123.00	724,144,393.79	0.00	0.00	0.00	0.00	0.00	4,583,123.00	Yes		
LOS ANGELES	SAUGUS UNION ELEMENTARY	5764989-00-009	Modernization	G	11/4/2016	10/23/2019	0.00	0.00	3,458,692.00	3,458,692.00	727,603,085.79	0.00	0.00	0.00	0.00	0.00	3,458,692.00	Yes		
ORANGE	GARDEN GROVE UNIFIED	5766522-00-075	Modernization	G	11/4/2016	10/23/2019	0.00	0.00	567,810.00	567,810.00	728,170,895.79	0.00	0.00	0.00	0.00	0.00	567,810.00	Yes		
ORANGE	GARDEN GROVE UNIFIED	5766522-00-076	Modernization	G	11/4/2016	10/23/2019	0.00	0.00	715,323.00	715,323.00	728,886,218.79	0.00	0.00	0.00	0.00	0.00	715,323.00	Yes		
ORANGE	GARDEN GROVE UNIFIED	5766522-00-077	Modernization	G	11/4/2016	10/23/2019	0.00	0.00	329,134.00	329,134.00	729,215,352.79	0.00	0.00	0.00	0.00	0.00	329,134.00	Yes		
ORANGE	GARDEN GROVE UNIFIED	5766522-00-078	Modernization	G	11/4/2016	10/23/2019	0.00	0.00	688,943.00	688,943.00	729,903,295.79	0.00	0.00	0.00	0.00	0.00	688,943.00	Yes		
ORANGE	GARDEN GROVE UNIFIED	5766522-00-079	Modernization	G	11/4/2016	10/23/2019	0.00	0.00	567,810.00	567,810.00	730,471,105.79	0.00	0.00	0.00	0.00	0.00	567,810.00	Yes		
ORANGE	GARDEN GROVE UNIFIED	5766522-00-080	Modernization	G	11/4/2016	10/23/2019	0.00	0.00	2,189,825.00	2,189,825.00	732,660,930.79	0.00	0.00	0.00	0.00	0.00	2,189,825.00	Yes		
ORANGE	GARDEN GROVE UNIFIED	5766522-00-081	Modernization	G	11/4/2016	10/23/2019	0.00	0.00	385,227.00	385,227.00	733,046,157.79	0.00	0.00	0.00	0.00	0.00	385,227.00	Yes		
ORANGE	GARDEN GROVE UNIFIED	5766522-00-082	Modernization	G	11/4/2016	10/23/2019	0.00	0.00	313,289.00	313,289.00	733,360,446.79	0.00	0.00	0.00	0.00	0.00	313,289.00	Yes		
ORANGE	GARDEN GROVE UNIFIED	5766522-00-083	Modernization	G	11/4/2016	10/23/2019	0.00	0.00	754,259.00	754,259.00	734,114,705.79	0.00	0.00	0.00	0.00	0.00	754,259.00	Yes		
ORANGE	GARDEN GROVE UNIFIED	5766522-00-084	Modernization	G	11/4/2016	10/23/2019	0.00	0.00	1,245,137.00	1,245,137.00	735,359,842.79	0.00	0.00	0.00	0.00	0.00	1,245,137.00	Yes		
ORANGE	GARDEN GROVE UNIFIED	5766522-00-085	Modernization	G	11/4/2016	10/23/2019	0.00	0.00	1,124,503.00	1,124,503.00	736,484,345.79	0.00	0.00	0.00	0.00	0.00	1,124,503.00	Yes		
SAN JOAQUIN	TRACY JOINT UNION HIGH	5475499-00-005	Charter	G	5/28/2019	10/23/2019	0.00	0.00	2,209,734.10	2,209,734.10	738,694,078.89	0.00	900.00	839,850.10	469,879.00	0.00	0.00	2,209,734.10	Yes	Yes
SAN BERNARDINO	CHAFFEY JOINT UNION HIGH	5676752-00-003	Overcrowding Relief Grant	G	7/25/2013	12/9/2019	0.00	0.00	10,621,485.00	10,621,485.00	749,315,561.89	0.00	0.00	0.00	0.00	10,621,485.00	0.00	Yes		
SONOMA	SANTA ROSA HIGH	5470920-00-004	Charter	G	4/1/2014	12/9/2019	0.00	7,386,066.50	7,386,066.50	14,772,133.00	764,087,694.89	0.00	2,607,200.00	200,670.00	11,964,263.00	0.00	0.00	14,772,133.00	Yes	
SONOMA	SANTA ROSA HIGH	5470920-00-003	Charter	G	4/3/2014	12/9/2019	0.00	458,196.40	458,196.40	916,392.80	765,004,097.69	0.00	0.00	0.00	916,392.80	0.00	0.00	916,392.80	Yes	
KERN	MCFARLAND UNIFIED	50773908-00-010	New Construction	G	2/23/2015	12/9/2019	0.00	0.00	3,165,421.00	3,165,421.00	768,168,508.69	0.00	0.00	0.00	0.00	0.00	3,165,421.00	Yes		
SAN MATEO	BAYSHORE ELEMENTARY	5068858-00-001	New Construction	G	10/26/2016	12/9/2019	0.00	0.00	1,641,731.00	1,641,731.00	769,811,239.69	0.00	0.00	0.00	0.00	0.00	1,641,731.00	Yes	Yes	
TUOLUMNE	SONORA ELEMENTARY	5772371-00-004	Modernization	G	11/8/2016	12/9/2019	0.00	0.00	1,300,338.00	1,300,338.00	771,111,577.69	0.00	0.00	0.00	0.00	0.00	1,300,338.00	Yes		
TUOLUMNE	SONORA ELEMENTARY	5772371-00-003	Modernization	G	11/9/2016	12/9/2019	0.00	0.00	2,271,493.00	2,271,493.00	773,383,070.69	0.00	0.00	0.00	0.00	0.00	2,271,493.00	Yes		
LOS ANGELES	ROSEMAD ELEMENTARY	5764931-00-010	Modernization	G	11/16/2016	12/9/2019	0.00	0.00	664,468.00	664,468.00	774,047,538.69	0.00	0.00	0.00	0.00	0.00	664,468.00	Yes		
LOS ANGELES	ROSEMAD ELEMENTARY	5764931-00-011	Modernization	G	11/16/2016	12/9/2019	0.00	0.00	824,426.00	824,426.00	774,871,964.69	0.00	0.00	0.00	0.00	0.00	824,426.00	Yes		
LOS ANGELES	ROSEMAD ELEMENTARY	5764931-00-012	Modernization	G	11/16/2016	12/9/2019	0.00	0.00	976,793.00	976,793.00	775,848,757.69	0.00	0.00	0.00	0.00	0.00	976,793.00	Yes		
SAN DIEGO	GROSSMONT UNION HIGH	5768130-00-025	Modernization	G	11/17/2016	12/9/2019	0.00	0.00	2,372,027.00	2,372,027.00	778,220,784.69	0.00	0.00	0.00	0.00	0.00	2,372,027.00	Yes		
VENTURA	SANTA PAULA UNIFIED	5776826-00-001	Modernization	G	11/17/2016	12/9/2019	0.00	0.00	938,316.00	938,316.00	779,159,100.69	0.00	0.00	0.00	0.00	0.00	938,316.00	Yes		
LOS ANGELES	AZUSA UNIFIED	5764279-00-018	Modernization	G	11/18/2016	12/9/2019	0.00	0.00	1,855,304.00	1,855,304.00	781,014,404.69	0.00	0.00	0.00	0.00	0.00	1,855,304.00	Yes		
LOS ANGELES	CULVER CITY UNIFIED	5764444-00-015	Modernization	G	11/18/2016	12/9/2019	0.00	0.00	1,353,904.00	1,353,904										

County	School District	Application Number	Program	Approval	Received Date	SAB Date	Financial Hardship Apportionment	Loan	State Share	Total Apportionment	Prop. 47	Prop. 55	Prop. 1D	Prop. 51	
BUTTE	CHICO UNIFIED	54/61424-00-005	Charter	P	4/1/2014	4/15/2015		0.00	249,318.00	249,318.00	498,636.00	0.00	0.00	498,636.00	0.00
ALAMEDA	OAKLAND UNIFIED	54/61259-13-002	Charter	P	5/28/2014	5/27/2015		0.00	2,916,055.40	2,916,055.40	5,832,110.80	0.00	0.00	5,832,110.80	0.00
ALAMEDA	OAKLAND UNIFIED	54/61259-13-002	Charter	P	5/28/2014	8/26/2015		0.00	8,558,059.50	8,558,059.50	17,116,119.00	0.00	0.00	17,116,119.00	0.00
SANTA CLARA	ALUM ROCK UNION ELEMENTARY	54/69369-00-003	Charter	P	5/30/2014	12/9/2015		0.00	231,079.95	231,079.95	462,159.90	0.00	10,660.00	451,499.90	0.00
SAN DIEGO	SAN DIEGO UNIFIED	54/68338-00-003	Charter	P	5/18/2017	1/24/2018		0.00	0.00	5,223,938.40	5,223,938.40	0.00	0.00	0.00	5,223,938.40
SAN DIEGO	SAN DIEGO UNIFIED	54/68338-00-005	Charter	P	5/18/2017	1/24/2018		0.00	0.00	1,852,054.20	1,852,054.20	0.00	0.00	0.00	1,852,054.20
ALAMEDA	OAKLAND UNIFIED	54/61259-09-008	Charter	P	5/26/2017	1/24/2018		0.00	1,109,148.30	1,109,148.30	2,218,296.60	0.00	0.00	0.00	2,218,296.60
ALAMEDA	OAKLAND UNIFIED	54/61259-09-009	Charter	P	5/26/2017	1/24/2018		0.00	11,544,660.00	11,544,660.00	23,089,320.00	0.00	0.00	0.00	23,089,320.00
SANTA BARBARA	LOMPOC UNIFIED	54/69229-00-001	Charter	P	6/1/2017	1/24/2018		0.00	135,120.30	133,062.30	466,182.60	0.00	0.00	0.00	466,182.60
SAN DIEGO	SAN DIEGO UNIFIED	54/68338-00-006	Charter	P	6/2/2017	1/24/2018		0.00	0.00	23,036,581.80	23,036,581.80	0.00	0.00	0.00	23,036,581.80
SAN DIEGO	SAN DIEGO UNIFIED	54/68338-00-007	Charter	P	6/2/2017	1/24/2018		0.00	0.00	11,742,390.90	11,742,390.90	0.00	0.00	0.00	11,742,390.90
ALAMEDA	OAKLAND UNIFIED	54/61259-00-006	Charter	P	6/5/2017	1/24/2018		0.00	9,842,314.50	9,842,314.50	19,684,629.00	0.00	0.00	0.00	19,684,629.00
ALAMEDA	OAKLAND UNIFIED	54/61259-09-006	Charter	P	6/5/2017	1/24/2018		0.00	2,139,365.70	2,139,365.70	4,278,731.40	0.00	0.00	0.00	4,278,731.40
ALAMEDA	OAKLAND UNIFIED	54/61259-09-007	Charter	P	6/5/2017	1/24/2018		0.00	4,610,634.30	4,610,634.30	9,221,268.60	0.00	0.00	0.00	9,221,268.60
ALAMEDA	OAKLAND UNIFIED	54/61259-09-010	Charter	P	6/5/2017	1/24/2018		0.00	1,801,854.90	1,801,854.90	3,603,709.80	0.00	0.00	0.00	3,603,709.80
ALAMEDA	OAKLAND UNIFIED	54/61259-09-011	Charter	P	6/5/2017	1/24/2018		0.00	19,352,563.20	19,352,563.20	38,705,126.40	0.00	0.00	0.00	38,705,126.40
ALAMEDA	OAKLAND UNIFIED	54/61259-13-005	Charter	P	6/5/2017	1/24/2018		0.00	626,722.20	626,722.20	1,253,444.40	0.00	0.00	0.00	1,253,444.40
ALAMEDA	OAKLAND UNIFIED	54/61259-13-006	Charter	P	6/5/2017	1/24/2018		0.00	3,037,278.60	3,037,278.60	6,074,557.20	0.00	0.00	0.00	6,074,557.20
CONTRA COSTA	WEST CONTRA COSTA UNIFIED	54/61796-04-001	Charter	P	6/5/2017	1/24/2018		0.00	6,658,852.50	6,658,852.50	13,317,705.00	0.00	0.00	0.00	13,317,705.00
CONTRA COSTA	WEST CONTRA COSTA UNIFIED	54/61796-04-002	Charter	P	6/5/2017	1/24/2018		0.00	5,037,607.80	5,037,607.80	10,075,215.60	0.00	0.00	0.00	10,075,215.60
MARIPOSA	MARIPOSA COUNTY UNIFIED	54/65532-00-001	Charter	P	6/5/2017	1/24/2018		0.00	0.00	1,092,709.80	1,092,709.80	0.00	0.00	0.00	1,092,709.80
SACRAMENTO	SAN JUAN UNIFIED	54/67447-00-005	Charter	P	6/5/2017	1/24/2018		0.00	0.00	5,974,846.20	5,974,846.20	0.00	0.00	0.00	5,974,846.20
TULARE	VISALIA UNIFIED	54/72256-00-001	Charter	P	6/5/2017	1/24/2018		0.00	3,378,707.10	3,378,707.10	6,757,414.20	0.00	0.00	0.00	6,757,414.20
TULARE	VISALIA UNIFIED	54/72256-00-002	Charter	P	6/5/2017	1/24/2018		0.00	5,195,620.80	5,195,620.80	10,391,241.60	0.00	0.00	0.00	10,391,241.60
TULARE	VISALIA UNIFIED	54/72256-00-003	Charter	P	6/5/2017	1/24/2018		0.00	2,169,537.30	2,169,537.30	4,339,074.60	0.00	0.00	0.00	4,339,074.60
TULARE	VISALIA UNIFIED	54/72256-00-004	Charter	P	6/5/2017	1/24/2018		0.00	753,290.10	753,290.10	1,506,580.20	0.00	0.00	0.00	1,506,580.20
SAN DIEGO	SAN DIEGO UNIFIED	54/68338-00-004	Charter	P	5/18/2017	2/28/2018		0.00	0.00	5,649,357.60	5,649,357.60	0.00	0.00	0.00	5,649,357.60
SOLANO	VALLEJO CITY UNIFIED	54/70581-00-006	Charter	P	5/22/2016	2/28/2018		0.00	13,277,356.90	13,277,356.90	26,554,713.80	590,900.00	2,315,550.00	12,651,864.00	10,996,399.80
SOLANO	VALLEJO CITY UNIFIED	54/70581-00-007	Charter	P	5/22/2016	2/28/2018		0.00	452,842.20	452,842.20	905,684.40	0.00	0.00	905,684.40	0.00
ALAMEDA	OAKLAND UNIFIED	54/61259-12-005	Charter	P	5/26/2017	2/28/2018		0.00	1,673,397.00	1,673,397.00	3,346,794.00	0.00	0.00	0.00	3,346,794.00
ALAMEDA	OAKLAND UNIFIED	54/61259-12-006	Charter	P	5/26/2017	2/28/2018		0.00	1,701,603.00	1,701,603.00	3,403,206.00	0.00	0.00	0.00	3,403,206.00
SACRAMENTO	NATOMAS UNIFIED	54/75283-00-008	Charter	P	5/26/2017	2/28/2018		0.00	0.00	2,573,846.10	2,573,846.10	0.00	0.00	2,573,846.10	0.00
LOS ANGELES	LOS ANGELES UNIFIED	54/64733-00-101	Charter	P	6/2/2017	2/28/2018		0.00	13,850,962.20	13,850,962.20	27,701,924.40	0.00	0.00	0.00	27,701,924.40
ALAMEDA	OAKLAND UNIFIED	54/61259-00-011	Charter	P	6/2/2017	2/28/2018		0.00	9,184,988.70	9,184,988.70	18,369,977.40	0.00	0.00	0.00	18,369,977.40
SAN DIEGO	SAN DIEGO UNIFIED	54/68338-00-008	Charter	P	6/2/2017	2/28/2018		0.00	0.00	15,156,028.80	15,156,028.80	0.00	0.00	0.00	15,156,028.80
SANTA CLARA	MORGAN HILL UNIFIED	54/69583-00-002	Charter	P	6/5/2017	2/28/2018		0.00	6,209,740.80	6,209,740.80	12,419,481.60	0.00	0.00	0.00	12,419,481.60
SAN DIEGO	CAJON VALLEY UNION ELEMENTARY	54/67991-00-002	Charter	P	6/5/2017	2/28/2018		0.00	2,365,949.70	2,365,949.70	4,731,899.40	0.00	0.00	0.00	4,731,899.40
SAN DIEGO	CAJON VALLEY UNION ELEMENTARY	54/67991-00-003	Charter	P	6/5/2017	2/28/2018		0.00	1,567,601.10	1,567,601.10	3,135,202.20	0.00	0.00	0.00	3,135,202.20
SANTA CLARA	EAST SIDE UNION HIGH	54/69427-00-005	Charter	P	6/5/2017	2/28/2018		0.00	13,973,119.20	13,973,119.20	27,946,238.40	0.00	0.00	0.00	27,946,238.40
SANTA CLARA	EAST SIDE UNION HIGH	54/69427-00-006	Charter	P	6/5/2017	2/28/2018		0.00	246,867.30	246,867.30	493,734.60	0.00	0.00	0.00	493,734.60
SAN DIEGO	CAJON VALLEY UNION ELEMENTARY	54/67991-00-001	Charter	P	6/5/2017	2/28/2018		0.00	4,381,450.20	4,381,450.20	8,762,900.40	0.00	0.00	0.00	8,762,900.40
ALAMEDA	OAKLAND UNIFIED	54/61259-00-010	Charter	P	6/5/2017	2/28/2018		0.00	10,227,982.50	10,227,982.50	20,455,965.00	0.00	0.00	0.00	20,455,965.00
SACRAMENTO	SAN JUAN UNIFIED	54/67447-00-006	Charter	P	6/5/2017	2/28/2018		0.00	0.00	5,701,526.10	5,701,526.10	0.00	0.00	0.00	5,701,526.10
SAN BERNARDINO	SAN BERNARDINO CITY UNIFIED	54/67876-00-004	Charter	P	6/5/2017	2/28/2018		0.00	2,064,591.00	2,064,591.00	4,129,182.00	0.00	0.00	0.00	4,129,182.00
SACRAMENTO	SACRAMENTO CITY UNIFIED	54/67439-00-007	Charter	P	6/5/2017	2/28/2018		0.00	5,049,542.70	5,049,542.70	10,099,085.40	0.00	0.00	0.00	10,099,085.40
SACRAMENTO	SACRAMENTO CITY UNIFIED	54/67439-00-008	Charter	P	6/5/2017	2/28/2018		0.00	6,288,725.20	6,288,725.20	12,577,450.40	0.00	0.00	0.00	12,577,450.40
SOLANO	VALLEJO CITY UNIFIED	54/70581-00-004	Charter	P	5/22/2017	05/23/2018		0.00	200,755.80	200,755.80	401,511.60	401,511.60	0.00	0.00	0.00
SOLANO	VALLEJO CITY UNIFIED	54/70581-00-005	Charter	P	5/22/2017	05/23/2018		0.00	8,001,594.70	8,001,594.70	16,003,189.40	2,076,164.03	6,036,845.61	7,820,113.01	70,066.75
LOS ANGELES	LOS ANGELES UNIFIED	54/64733-00-102	Charter	P	6/2/2017	05/23/2018		0.00	5,109,828.80	5,109,828.80	10,219,657.60	0.00	0.00	0.00	10,219,657.60
ALAMEDA	HAYWARD UNIFIED	54/61192-02-003	Charter	P	6/5/2017	10/24/2018		0.00	7,006,307.40	7,006,307.40	14,012,614.80	0.00	0.00	0.00	14,012,614.80
ALAMEDA	HAYWARD UNIFIED	54/61192-02-004	Charter	P	6/5/2017	10/24/2018		0.00	4,550,241.60	4,550,241.60	9,100,483.20	0.00	0.00	0.00	9,100,483.20
ALAMEDA	SAN LORENZO UNIFIED	54/61309-00-003	Charter	P	6/5/2017	12/11/2018		0.00	7,608,998.60	7,608,998.60	15,217,997.20	0.00	0.00	0.00	15,217,997.20
SACRAMENTO	SAN JUAN UNIFIED	54/67447-00-007	Charter	P	6/5/2017	12/11/2018		0.00	0.00	3,855,763.80	3,855,763.80	0.00	0.00	0.00	3,855,763.80
LOS ANGELES	LOS ANGELES UNIFIED	54/64733-00-103	Charter	P	5/30/2017	5/22/2019		0.00	5,159,700.00	5,159,700.00	10,319,400.00	668,718.00	3,954,930.00	5,695,752.00	0.00
RIVERSIDE	PERRIS ELEMENTARY	54/67199-00-001	Charter	P	6/5/2017	6/26/2019		0.00	0.00	9,523,442.70	9,523,442.70	0.00	0.00	7,455,591.70	2,067,851.00
RIVERSIDE	PERRIS ELEMENTARY	54/67199-00-002	Charter	P	6/5/2017	6/26/2019		0.00	0.00	1,005,019.20	1,005,019.20	0.00	0.00	0.00	1,005,019.20
Total								0.00	219,501,937.05	312,085,384.65	531,587,321.70	3,737,293.63	12,317,985.61	113,407,733.51	402,124,308.95

*This Charter Unfunded Preliminary list does not include \$37 million for 21 projects for Charter School Facilities Program Preliminary Apportionments for Design and Site Funding.

INFORMATION ITEM

SCHOOL FACILITY PROGRAM

OFFICE OF PUBLIC SCHOOL CONSTRUCTION FUNDING WORKLOAD LISTING (Applications Received Through January 31, 2020)

The New Construction and Modernization projects on this list represent completed applications awaiting the Office of Public School Construction (OPSC) processing and scheduling to the State Allocation Board.

This list includes future workload that is identified as:

- Pending reflects workload that has been processed by OPSC but awaiting further information/documentation from the district.
- Reviewing reflects currently being processed by OPSC.

Pursuant to SFP Regulation Section 1859.95.1, this list also includes applications that were received, but not reviewed by OPSC. This list is presented to the State Allocation Board for acknowledgement.

This list is also available on the [OPSC Website](#) and is updated on the first and third Fridays of each month.

SFP APPLICATIONS
New Construction and Charter School Facilities Program
- Workload as of January 31, 2020 -

District	County	Site Name	Application Number	OPSC Date Received	Estimated State Grant (a)	Financial Hardship (b)	Notification Occurred**
Capistrano Unified	Orange	Tesoro High	50/66464-00-023	05/05/17	\$ 7,841,392	\$ -	8/6/2019
Brittan Elementary	Sutter	Brittan Elementary	50/71357-00-002	05/05/17	\$ 4,097,432	\$ 4,097,432	8/6/2019
Downey Unified	Los Angeles	Stauffer Middle	50/64451-00-015	05/08/17	\$ 2,332,553	\$ -	8/6/2019
Kern High	Kern	Foothill High	50/63529-00-009	05/17/17	\$ 968,944	\$ -	8/6/2019
Lammersville Joint Unified	San Joaquin	Peter Hansen Elementary	50/76760-00-007	06/07/17	\$ 11,873,345	\$ -	8/6/2019
Ackerman Elementary	Placer	Bowman Elementary	50/66761-00-003	06/16/17	\$ 1,068,193	\$ -	8/6/2019
Standard Elementary	Kern	Standard Middle	50/63792-00-002	06/22/17	\$ 2,065,579	\$ -	9/4/2019
Farmersville Unified	Tulare	Farmersville High	50/75325-00-008	06/23/17	\$ 1,926,790	\$ 1,926,790	9/4/2019
Imperial Unified	Imperial	Cross Elementary	50/63164-00-006	07/03/17	\$ 11,889,879	\$ -	9/4/2019
Palm Springs Unified	Riverside	Agua Caliente Elementary	50/67173-00-014	07/06/17	\$ 4,873,871	\$ -	9/4/2019
Pierce Joint Unified	Colusa	Pierce High	50/61614-00-004	07/07/17	\$ 1,480,857	\$ -	9/4/2019
Jurupa Unified	Riverside	Sunnyslope Elementary	50/67090-00-013	07/12/17	\$ 2,722,065	\$ -	9/4/2019
Oxnard Elementary	Ventura	Lemonwood Elementary	50/72538-00-013	07/19/17	\$ 12,225,183	\$ -	9/4/2019
Sacramento County Office of Education	Sacramento	New Community School	50/10348-00-003	07/25/17	\$ 404,846	\$ 404,846	9/4/2019
Dublin Unified	Alameda	Dougherty Elementary	50/75093-00-011	07/28/17	\$ 1,998,741	\$ -	9/4/2019
Poway Unified	San Diego	Stone Ranch Elementary	50/68296-00-022	08/01/17	\$ 6,508,805	\$ -	9/4/2019
Riverside Unified	Riverside	John F. Kennedy Elementary	50/67215-00-029	08/02/17	\$ 315,887	\$ -	9/4/2019
Riverside Unified	Riverside	Emerson Elementary	50/67215-00-030	08/02/17	\$ 315,887	\$ -	9/4/2019
Chawanakee Unified	Madera	Hillside Elementary	50/75606-00-002	08/02/17	\$ 12,565,858	\$ -	9/4/2019
Sequoia Union High	San Mateo	Redwood High	50/69062-00-018	08/03/17	\$ 2,218,255	\$ -	10/2/2019
Irvine Unified	Orange	Portola Springs Elementary	50/73650-00-031	08/03/17	\$ 948,994	\$ -	10/2/2019
Dublin Unified	Alameda	Cottonwood Creek Elementary	50/75093-00-012	08/07/17	\$ 22,789,083	\$ -	10/2/2019
Corona-Norco Unified	Riverside	Augustine Ramirez Intermediate	50/67033-00-040	08/08/17	\$ 1,009,935	\$ -	10/2/2019
William S. Hart Union High	Los Angeles	Placerita Junior High	50/65136-00-014	08/09/17	\$ 2,890,803	\$ -	10/2/2019
Alisal Union	Monterey	Fremont Elementary	50/65961-00-011	08/10/17	\$ 7,231,447	\$ -	10/2/2019
Hesperia Unified	San Bernardino	Maple Elementary	50/75044-00-035	08/10/17	\$ 648,182	\$ -	10/2/2019
Murrieta Valley Unified	Riverside	Vista Murrieta High	50/75200-00-024	08/11/17	\$ 5,794,403	\$ -	10/2/2019
Porterville Unified	Tulare	Porterville High	50/75523-00-008	08/11/17	\$ 906,565	\$ -	10/2/2019
Porterville Unified	Tulare	Monache High	50/75523-00-009	08/11/17	\$ 2,525,778	\$ -	10/2/2019
Lamont Elementary	Kern	Myrtle Avenue Elementary	50/63560-00-001	08/14/17	\$ 248,990	\$ -	10/2/2019
Western Placer Unified	Placer	Lincoln High	50/66951-00-009	08/14/17	\$ 2,965,340	\$ -	10/2/2019
Sanger Unified	Fresno	Ronald W. Reagan Elementary	50/62414-00-019	08/15/17	\$ 576,555	\$ -	10/2/2019
Sanger Unified	Fresno	Sequoia Elementary	50/62414-00-020	08/15/17	\$ 972,351	\$ -	10/2/2019
Sanger Unified	Fresno	Washington Academic Middle	50/62414-00-021	08/15/17	\$ 83,348	\$ -	10/2/2019
Bakersfield City Elementary	Kern	Voorhies Elementary	50/63321-00-031	08/15/17	\$ 1,330,267	\$ -	10/2/2019
Escondido Union Elementary	San Diego	Mission Middle	50/68098-00-007	08/15/17	\$ 3,500,559	\$ -	10/2/2019
Old Adobe Union Elementary	Sonoma	Loma Vista Immersion Academy	50/70847-00-003	08/15/17	\$ 1,363,324	\$ -	10/2/2019
Natomas Unified	Sacramento	Natomas Park Elementary	50/75283-00-020	08/15/17	\$ 3,086,656	\$ -	10/2/2019
Martinez Unified	Contra Costa	Alhambra Senior High	50/61739-00-003	08/16/17	\$ 2,742,337	\$ -	10/2/2019
Escondido Union	San Diego	Quantum Academy	50/68098-00-008	08/16/17	\$ 1,410,545	\$ -	10/2/2019
Fremont Unified	Alameda	Brookvale Elementary	50/61176-00-009	08/17/17	\$ 2,518,817	\$ -	10/2/2019
Fremont Unified	Alameda	Patterson Elementary	50/61176-00-010	08/17/17	\$ 2,526,392	\$ -	10/2/2019
Alameda City Unified	Alameda	Frank Otis Elementary	50/61119-00-001	08/18/17	\$ 2,195,724	\$ -	10/2/2019
McCabe Union Elementary	Imperial	Corfman Middle	50/63180-00-004	08/18/17	\$ 706,996	\$ -	10/2/2019
Jurupa Unified	Riverside	New K-8 School #5	50/67090-00-014	08/23/17	\$ 3,581,554	\$ -	10/2/2019
Placer Union High	Placer	Del Oro High	50/66894-00-006	08/24/17	\$ 14,245,259	\$ -	11/1/2019
Cutler-Orosi Joint Unified	Tulare	Orosi High	50/71860-00-006	08/24/17	\$ 3,431,530	\$ -	11/1/2019
Irvine Unified	Orange	Rancho San Joaquin Middle	50/73650-00-032	08/24/17	\$ 10,223,148	\$ 10,223,148	11/1/2019
Merced City Elementary	Merced	Ada Givens Elementary	50/65771-00-022	08/25/17	\$ 1,205,026	\$ -	11/1/2019
Sacramento City Unified	Sacramento	Kit Carson Middle	50/67439-00-004	08/30/17	\$ 1,970,132	\$ -	11/1/2019
Capay Joint Union Elementary	Glenn	Capay Joint Union Elementary	50/62554-00-001	09/01/17	\$ 2,070,382	\$ 2,070,382	11/1/2019
Palo Verde Union Elementary	Tulare	Palo Verde Elementary	50/72033-00-004	09/01/17	\$ 61,069	\$ 61,069	11/1/2019
Irvine Unified	Orange	Heritage Field K-8	50/73650-00-033	09/06/17	\$ 41,372,337	\$ -	11/1/2019
Bakersfield City Elementary	Kern	Stella Hills Elementary	50/63321-00-032	09/14/17	\$ 3,229,025	\$ -	11/1/2019
Bakersfield City Elementary	Kern	Evergreen Elementary	50/63321-00-033	09/15/17	\$ 1,457,130	\$ -	11/1/2019
Weaver Union	Merced	Weaver Middle	50/65862-00-002	09/15/17	\$ 4,595,737	\$ -	11/1/2019
Heber Elementary	Imperial	Heber Elementary	50/63131-00-007	09/18/17	\$ 3,014,314	\$ -	11/1/2019
Raymond-Knowles Union Elementary	Madera	Raymond-Knowles Elementary	50/65276-00-001	09/19/17	\$ 197,883	\$ 197,883	11/1/2019
Burbank Unified	Los Angeles	Bret Harte Elementary	50/64337-00-003	09/21/17	\$ 630,828	\$ -	11/1/2019
Saugus Union	Los Angeles	West Creek Academy	50/64998-00-019	09/27/17	\$ 3,699,651	\$ -	11/1/2019
Maple Elementary	Kern	Maple Elementary	50/63610-00-002	09/29/17	\$ 1,023,481	\$ 1,023,481	11/1/2019
Banta Elementary	San Joaquin	Banta Elementary	50/68486-00-003	09/29/17	\$ 196,978	\$ 196,978	11/1/2019

SFP APPLICATIONS
New Construction and Charter School Facilities Program
- Workload as of January 31, 2020 -

District	County	Site Name	Application Number	OPSC Date Received	Estimated State Grant (a)	Financial Hardship (b)	Notification Occurred**
Greenfield Union Elementary	Monterey	Mary Chapa Literacy and Technology Academy	50/66035-00-003	10/03/17	\$ 749,769	\$ 749,769	1/6/2020
Antelope Elementary	Tehama	Antelope Elementary	50/71472-00-001	10/06/17	\$ 38,695	\$ -	1/6/2020
Antelope Elementary	Tehama	Antelope Elementary	50/71472-00-002	10/06/17	\$ 38,695	\$ -	1/6/2020
Antelope Elementary	Tehama	Antelope Elementary	50/71472-00-003	10/06/17	\$ 38,695	\$ -	1/6/2020
Antelope Elementary	Tehama	Antelope Elementary	50/71472-00-004	10/06/17	\$ 218,001	\$ -	1/6/2020
Palo Alto Unified	Santa Clara	Henry M. Gunn High	50/69641-00-003	10/11/17	\$ 3,238,427	\$ -	1/6/2020
Milpitas Unified	Santa Clara	Mabel Mattos Elementary	50/73387-00-001	10/12/17	\$ 16,845,997	\$ -	1/6/2020
Firebaugh-Las Deltas Joint Unified	Fresno	Arthur E. Mills Intermediate	50/73809-00-005	10/12/17	\$ 397,254	\$ -	1/6/2020
Panama-Buena Vista Union	Kern	Dolores S. Whitley Elementary	50/63362-00-041	10/16/17	\$ 12,071,259	\$ -	1/6/2020
Folsom-Cordova Unified	Sacramento	Sutter Middle	50/67330-21-010	10/16/17	\$ 6,584,059	\$ -	1/6/2020
Folsom-Cordova Unified	Sacramento	Oak Chan Elementary	50/67330-21-011	10/16/17	\$ 8,445,042	\$ -	1/6/2020
Lancaster Elementary	Los Angeles	Linda Verde Elementary	50/64667-00-011	10/17/17	\$ 1,115,805	\$ -	1/6/2020
Southern Humboldt Joint Unified	Humboldt	South Fork Junior - Senior High	50/63040-00-001	10/18/17	\$ 1,360,522	\$ -	1/6/2020
Southern Humboldt Joint Unified	Humboldt	Redway Elementary	50/63040-00-002	10/18/17	\$ 896,296	\$ -	1/6/2020
Greenfield Union Elementary	Monterey	Apple Avenue Elementary	50/66035-00-002	10/19/17	\$ 9,381,712	\$ 9,381,712	1/6/2020
Central Unified	Fresno	Hahn Phan Tilley	50/73965-00-019	10/23/17	\$ 11,679,644	\$ -	1/6/2020
Hollister Elementary	San Benito	Santana Ranch Elementary TK-8	50/67470-00-003	10/26/17	\$ 2,061,901	\$ 2,061,901	1/6/2020
Santa Paula Unified	Ventura	East Area 1	50/76828-00-001	10/27/17	\$ 24,572,839	\$ -	1/6/2020
Fremont Unified	Alameda	Lila Bringham Elementary	50/61176-00-011	10/31/17	\$ 32,667,294	\$ -	1/6/2020
San Benito High	San Benito	San Benito High	50/67538-00-002	10/31/17	\$ 5,002,975	\$ -	1/6/2020
San Marcos Unified	San Diego	Alvin M Dunn Elementary	50/73791-00-016	10/31/17	\$ 8,926,096	\$ -	1/6/2020
Dinuba Unified	Tulare	New High	50/75531-00-007	10/31/17	\$ 1,195,768	\$ 1,195,768	1/6/2020
Wiseburn Unified	Los Angeles	Wiseburn High	50/76869-00-001	10/31/17	\$ 963,069	\$ -	1/6/2020
San Marcos Unified	San Diego	Alvin M Dunn Elementary	50/73791-00-017	11/03/17	\$ 433,316	\$ -	1/6/2020
Oxnard Elementary	Ventura	Thurgood Marshall Elementary	50/72538-00-014	11/13/17	\$ 4,113,728	\$ -	1/6/2020
Lammersville Joint Unified	San Joaquin	Mountain House High	50/76760-00-008	11/29/17	\$ 4,515,588	\$ -	1/6/2020
Millville Elementary	Shasta	Millville Elementary	50/70052-00-002	12/04/17	\$ 387,910	\$ 387,910	1/6/2020
Hollister Elementary	San Benito	Sunnyslope Elementary	50/67470-00-004	12/07/17	\$ 5,060,372	\$ -	1/6/2020
Wasco Union Elementary	Kern	Teresa Burke Elementary	50/63842-00-004	12/11/17	\$ 926,805	\$ -	1/6/2020
Ceres Unified	Stanislaus	Central Valley High	50/71043-00-034	12/14/17	\$ 2,348,896	\$ -	1/6/2020
Beaumont Unified	Riverside	Starlight Elementary	50/66993-00-019	12/19/17	\$ 13,448,499	\$ -	1/6/2020
Kerman Unified	Fresno	Kerman High	50/73999-00-009	12/19/17	\$ 8,430,953	\$ -	1/6/2020
Santa Maria Joint Union High	Santa Barbara	Ernest Righetti High	50/69310-00-007	12/21/17	\$ 16,425,817	\$ -	1/6/2020
Irvine Unified	Orange	Stone Creek Elementary	50/73650-00-034	12/26/17	\$ 681,602	\$ -	1/6/2020
Fremont Unified	Alameda	American High	50/61176-00-012	01/02/18	\$ 8,941,241	\$ -	1/6/2020
Merced City Elementary	Merced	Franklin Elementary	50/65771-00-023	01/04/18	\$ 1,254,719	\$ -	1/6/2020
Butteville Union Elementary	Siskiyou	Butteville Elementary	50/70201-00-002	01/08/18	\$ 794,536	\$ -	1/6/2020
Menifee Union Elementary	Riverside	Elementary #14	50/67116-00-015	01/10/18	\$ 13,764,919	\$ -	1/6/2020
Rio Elementary	Ventura	Rio Steam K-8	50/72561-00-006	01/12/18	\$ 12,743,164	\$ -	1/6/2020
Redondo Beach Unified	Los Angeles	Redondo Union High	50/75341-00-001	01/16/18	\$ 2,646,278	\$ -	1/6/2020
San Ramon Valley Unified	Contra Costa	Stone Valley Middle	50/61804-00-042	01/17/18	\$ 2,259,928	\$ -	1/6/2020
Monson-Sultana Joint Union Elementary	Tulare	Monson-Sultana Elementary	50/72009-00-002	01/22/18	\$ 189,699	\$ 189,699	1/6/2020
Escondido Union	San Diego	Central Elementary	50/68098-00-009	01/23/18	\$ 3,704,661	\$ -	1/6/2020
Fairfield-Suisun Unified	Solano	Public Safety Academy	50/70540-00-027	01/25/18	\$ 4,803,198	\$ -	1/6/2020
Irvine Unified	Orange	Creekside High	50/73650-00-035	01/25/18	\$ 1,579,717	\$ -	1/6/2020
Irvine Unified	Orange	Sierra Vista Middle	50/73650-00-036	01/25/18	\$ 1,572,100	\$ -	1/6/2020
Irvine Unified	Orange	South Lake Middle	50/73650-00-037	01/25/18	\$ 870,227	\$ -	1/6/2020
Southern Kern Unified	Kern	Hamilton Elementary	50/63776-00-002	02/13/18	\$ 11,736,558	\$ 11,736,558	1/6/2020
West Park Elementary	Fresno	West Park Elementary	50/62539-00-001	02/15/18	\$ 528,065	\$ 528,065	1/6/2020
Beaumont Unified	Riverside	Beaumont Senior High	50/66993-00-020	02/20/18	\$ 965,901	\$ -	1/6/2020
Carpinteria Unified	Santa Barbara	Carpinteria Family	50/69146-00-002	02/27/18	\$ 1,382,615	\$ -	1/6/2020
Carpinteria Unified	Santa Barbara	Canalino Elementary	50/69146-00-003	02/27/18	\$ 1,252,982	\$ -	1/6/2020
Irvine Unified	Orange	Eastshore Elementary	50/73650-00-038	03/02/18	\$ 835,854	\$ -	1/6/2020
Irvine Unified	Orange	Venado Middle	50/73650-00-039	03/02/18	\$ 2,231,969	\$ -	1/6/2020
Corona-Norco Unified	Riverside	John Adams Elementary	50/67033-00-041	03/06/18	\$ 3,086,390	\$ -	1/6/2020
Roseville Joint Union High	Placer	New High School #6	50/66928-00-008	03/12/18	\$ 26,629,500	\$ -	1/6/2020
Tulare City	Tulare	Alpine Vista Elementary	50/72231-00-005	03/13/18	\$ 3,969,972	\$ -	1/6/2020
Gerber Union Elementary	Tehama	Gerber Elementary	50/71548-00-001	03/15/18	\$ 468,016	\$ 468,016	1/6/2020
Newman-Crows Landing Unified	Stanislaus	Hurd Barrington Elementary	50/73601-00-005	03/16/18	\$ 578,350	\$ -	1/6/2020
Snowline Joint Unified	San Bernardino	New Elementary	50/73957-00-016	03/19/18	\$ 1,850,720	\$ 1,850,720	1/6/2020
Snowline Joint Unified	San Bernardino	New Elementary	50/73957-00-017	03/19/18	\$ 84,062	\$ 84,062	1/6/2020
Snowline Joint Unified	San Bernardino	New Elementary	50/73957-00-018	03/19/18	\$ 84,062	\$ 84,062	1/6/2020

SFP APPLICATIONS
New Construction and Charter School Facilities Program
- Workload as of January 31, 2020 -

District	County	Site Name	Application Number	OPSC Date Received	Estimated State Grant (a)	Financial Hardship (b)	Notification Occurred**
San Jacinto Unified	Riverside	New Middle School	50/67249-00-017	03/21/18	\$ 25,322,444	\$ -	-
Irvine Unified	Orange	Loma Ridge Elementary	50/73650-00-040	03/21/18	\$ 33,872,655	\$ -	-
Guadalupe Union Elementary	Santa Barbara	New Middle	50/69203-00-001	03/22/18	\$ 9,470,146	\$ 9,470,146	-
Livingston Union	Merced	Campus Park Elementary	50/65748-00-003	03/28/18	\$ 2,247,743	\$ -	-
Livingston Union	Merced	Selma Herndon Elementary	50/65748-00-004	03/28/18	\$ 1,101,192	\$ -	-
Livingston Union	Merced	Yamato Colony Elementary	50/65748-00-005	03/28/18	\$ 774,268	\$ -	-
Victor Elementary	San Bernardino	Elementary School #20	50/67918-00-011	03/30/18	\$ 10,935,579	\$ -	-
Madera Unified	Madera	Matilda Torres High	50/65243-00-011	04/03/18	\$ 36,161,659	\$ -	-
San Jose Unified	Santa Clara	San Jose High	50/69666-00-001	04/06/18	\$ 471,583	\$ -	-
Corona-Norco Unified	Riverside	Lincoln Alternative Elementary	50/67033-00-042	04/10/18	\$ 1,641,187	\$ -	-
Irvine Unified	Orange	Rancho San Joaquin Middle	50/73650-00-041	04/11/18	\$ 1,108,967	\$ -	-
Coalinga-Huron Unified	Fresno	Huron Elementary	50/62125-00-005	04/13/18	\$ 3,166,987	\$ -	-
Coalinga-Huron Unified	Fresno	Henry F Bishop Elementary	50/62125-00-006	04/13/18	\$ 2,601,786	\$ -	-
Coalinga-Huron Unified	Fresno	Nell Dawson Elementary	50/62125-00-007	04/13/18	\$ 3,397,140	\$ -	-
Coalinga-Huron Unified	Fresno	Huron Middle	50/62125-00-008	04/13/18	\$ 3,304,410	\$ -	-
Santa Maria Joint Union High	Santa Barbara	Ag Ed & Career Tech Center	50/69310-00-008	04/17/18	\$ 4,547,024	\$ -	-
San Marcos Unified	San Diego	San Marcos Middle	50/73791-00-018	04/17/18	\$ 9,500,378	\$ -	-
Clay Joint Elementary	Fresno	Clay Elementary	50/62109-00-003	04/19/18	\$ 1,422,476	\$ 1,422,476	-
Buckeye Union Elementary	El Dorado	Charter Montessori Valley View Campus	50/61838-00-008	04/23/18	\$ 2,289,961	\$ -	-
Oxnard	Ventura	Elm Street Elementary	50/72538-00-015	04/30/18	\$ 8,595,811	\$ -	-
Oakley Union Elementary	Contra Costa	Summer Lake Elementary	50/61762-00-011	05/03/18	\$ 11,345,343	\$ 11,345,343	-
Centinela Valley Union High	Los Angeles	Lawndale High	50/64352-00-006	05/04/18	\$ 5,840,880	\$ -	-
Sutter Union High	Sutter	Sutter High	50/71449-00-003	05/08/18	\$ 6,127,663	\$ 6,127,663	-
Sanger Unified	Fresno	Sanger Educational Complex	50/62414-00-022	05/11/18	\$ 24,284,563	\$ -	-
Wasco Union Elementary	Kern	Palm Avenue Elementary	50/63842-00-005	05/21/18	\$ 1,363,433	\$ 1,363,433	-
Visalia Unified	Tulare	Denton Elementary	50/72256-00-031	05/21/18	\$ 9,966,124	\$ -	-
Jurupa Unified	Riverside	Glen Avon Elementary	50/67090-00-015	05/22/18	\$ 914,157	\$ -	-
San Dieguito Union High	San Diego	Pacific Trails Middle	50/68346-00-005	05/29/18	\$ 6,239,976	\$ -	-
Bakersfield City	Kern	Noble Elementary	50/63321-00-034	05/31/18	\$ 1,584,750	\$ -	-
Konocti Unified	Lake	Lower Lake High	50/64022-00-001	05/31/18	\$ 478,657	\$ -	-
Kern High	Kern	Independence High	50/63529-00-010	06/05/18	\$ 9,406,276	\$ -	-
Caruthers Unified	Fresno	Caruthers Elementary	50/75598-00-001	06/05/18	\$ 1,702,182	\$ -	-
Brea-Olinda Unified	Orange	Olinda Elementary	50/66449-00-002	06/08/18	\$ 867,837	\$ -	-
Woodland Joint Unified	Yolo	Spring Lake Elementary	50/72710-00-006	06/08/18	\$ 4,633,025	\$ -	-
Corona-Norco Unified	Riverside	Norco Elementary	50/67033-00-043	06/12/18	\$ 1,937,594	\$ -	-
Riverdale Joint Unified	Fresno	Riverdale Elementary	50/75408-00-002	06/14/18	\$ 1,719,374	\$ -	-
Fairfield-Suisun Unified	Solano	Grange Middle	50/70540-00-028	06/18/18	\$ 2,732,268	\$ -	-
Walnut Valley Unified	Los Angeles	Quail Summit Elementary	50/73460-00-010	06/20/18	\$ 324,226	\$ -	-
Lemoore Union High	Kings	Lemoore High	50/63982-00-002	06/22/18	\$ 1,221,650	\$ -	-
Tulare Joint Union High	Tulare	Tulare Western High	50/72249-00-003	06/22/18	\$ 602,300	\$ -	-
San Marcos Unified	San Diego	La Costa Meadows Elementary	50/73791-00-019	06/25/18	\$ 1,622,639	\$ -	-
San Marcos Unified	San Diego	La Costa Meadows Elementary	50/73791-00-020	06/25/18	\$ 981,918	\$ -	-
Dinuba Unified	Tulare	New High	50/75531-00-006	06/27/18	\$ 48,607,132	\$ 48,607,132	-
Bakersfield City	Kern	Leo G Pauly Elementary	50/63321-00-035	06/28/18	\$ 1,464,460	\$ -	-
Bakersfield City	Kern	Leo G Pauly Elementary	50/63321-00-036	06/28/18	\$ 1,692,826	\$ -	-
Western Placer Unified	Placer	Glen Edwards Middle	50/66951-00-010	06/29/18	\$ 4,168,288	\$ -	-
Fowler Unified	Fresno	Fowler High	50/62158-00-002	07/05/18	\$ 1,662,406	\$ -	-
Guadalupe Union Elementary	Santa Barbara	Kermit McKenzie Junior High	50/69203-00-002	07/06/18	\$ 1,692,026	\$ -	-
Irvine Unified	Orange	Cypress Village Elementary	50/73650-00-042	07/06/18	\$ 1,394,110	\$ -	-
Irvine Unified	Orange	Woodbridge High	50/73650-00-043	07/06/18	\$ 3,041,419	\$ -	-
Bakersfield City	Kern	Hort Elementary	50/63321-00-037	07/10/18	\$ 2,574,301	\$ -	-
Bakersfield City	Kern	Bessie E Owens Intermediate	50/63321-00-038	07/12/18	\$ 1,416,427	\$ -	-
Bakersfield City	Kern	Evergreen Elementary	50/63321-00-039	07/13/18	\$ 1,381,396	\$ -	-
Merced City Elementary	Merced	Rudolph Rivera Elementary	50/65771-00-024	07/13/18	\$ 744,286	\$ -	-
Imperial County Office of Education	Imperial	La Paloma Elementary	50/10132-01-005	07/16/18	\$ 117,011	\$ 117,011	-
Imperial County Office of Education	Imperial	Cross Elementary	50/10132-02-002	07/16/18	\$ 234,022	\$ 234,022	-
Imperial County Office of Education	Imperial	Calexico High	50/10132-03-006	07/16/18	\$ 234,022	\$ 234,022	-
Imperial County Office of Education	Imperial	La Victoria Elementary	50/10132-03-007	07/16/18	\$ 351,032	\$ 351,032	-
Imperial County Office of Education	Imperial	De Anza 9th Grade Academy	50/10132-03-008	07/16/18	\$ 351,032	\$ 351,032	-
Fairfield-Suisun Unified	Solano	Fairview Elementary	50/70540-00-029	07/16/18	\$ 2,577,077	\$ -	-
Liberty Elementary	Tulare	Liberty Elementary	50/71985-00-004	07/16/18	\$ 3,015,213	\$ -	-
Gustine Unified	Merced	Gustine High	50/73619-00-006	07/16/18	\$ 2,092,598	\$ 2,092,598	-

SFP APPLICATIONS
 New Construction and Charter School Facilities Program
 - Workload as of January 31, 2020 -

District	County	Site Name	Application Number	OPSC Date Received	Estimated State Grant (a)	Financial Hardship (b)	Notification Occurred**
Hanford Elementary	Kings	Martin Luther King Jr Elementary	50/63917-00-004	07/19/18	\$ 2,798,162	\$ -	-
Sequoia Union High	San Mateo	TIDE Academy	50/69062-01-009	07/19/18	\$ 17,996,168	\$ -	-
Oxnard	Ventura	Emilie Ritche Elementary	50/72538-00-016	07/19/18	\$ 808,227	\$ -	-
Oxnard	Ventura	Norman R Brekke Elementary	50/72538-00-017	07/19/18	\$ 645,848	\$ -	-
Oxnard	Ventura	Christa McAuliffe Elementary	50/72538-00-018	07/19/18	\$ 863,865	\$ -	-
Gustine Unified	Merced	Romero Elementary	50/73619-00-007	07/26/18	\$ 1,420,047	\$ 1,420,047	-
Ripon Unified	San Joaquin	Colony Oak Elementary	50/68650-00-007	07/27/18	\$ 8,081,016	\$ -	-
Oxnard	Ventura	Lemonwood Elementary	50/72538-00-019	07/27/18	\$ 1,937,447	\$ -	-
Oxnard	Ventura	Elm Street Elementary	50/72538-00-020	07/27/18	\$ 832,824	\$ -	-
Oxnard	Ventura	Thurgood Marshall Elementary	50/72538-00-021	07/27/18	\$ 957,376	\$ -	-
Oxnard	Ventura	McKinna Elementary	50/72538-00-022	07/27/18	\$ 10,247,550	\$ -	-
Oxnard	Ventura	McKinna Elementary	50/72538-00-023	07/27/18	\$ 960,061	\$ -	-
Kern High	Kern	Frontier High	50/63529-00-011	07/30/18	\$ 4,390,293	\$ -	-
Oxnard	Ventura	Ramona Elementary	50/72538-00-024	07/30/18	\$ 660,882	\$ -	-
Irvine Unified	Orange	Springbrook Elementary	50/73650-00-044	07/30/18	\$ 1,626,156	\$ -	-
Konocti Unified	Lake	Lower Lake Elementary	50/64022-00-002	08/06/18	\$ 350,352	\$ -	-
Redlands Unified	San Bernardino	Mission Elementary	50/67843-00-009	08/06/18	\$ 532,726	\$ -	-
Clovis Unified	Fresno	Reagan Elementary	50/62117-00-022	08/07/18	\$ 440,947	\$ -	-
Clovis Unified	Fresno	Reyburn Intermediate	50/62117-00-023	08/07/18	\$ 441,108	\$ -	-
Clovis Unified	Fresno	James S Fugman Elementary	50/62117-00-024	08/07/18	\$ 254,782	\$ -	-
Atwater Elementary	Merced	Peggy Heller Elementary	50/65631-00-005	08/07/18	\$ 2,312,887	\$ -	-
Tustin Unified	Orange	Robert Heideman Elementary	50/73643-00-022	08/07/18	\$ 1,447,625	\$ -	-
Los Banos Unified	Merced	Pacheco High	50/65755-00-011	08/08/18	\$ 1,492,303	\$ -	-
Southern Kern Unified	Kern	Tropic Middle	50/63776-00-004	08/09/18	\$ 11,870,062	\$ 11,870,062	-
Los Banos Unified	Merced	Volta Elementary	50/65755-00-012	08/09/18	\$ 1,076,430	\$ -	-
Pajaro Valley Unified	Santa Cruz	Aptos Junior High	50/69799-00-009	08/09/18	\$ 2,254,552	\$ -	-
Pajaro Valley Unified	Santa Cruz	Valencia Elementary	50/69799-00-010	08/09/18	\$ 1,457,285	\$ -	-
Chico Unified	Butte	Neal Dow Elementary	50/61424-00-007	08/10/18	\$ 1,589,066	\$ -	-
Chico Unified	Butte	Marigold Elementary	50/61424-00-008	08/10/18	\$ 656,036	\$ -	-
Chico Unified	Butte	Loma Vista	50/61424-00-009	08/10/18	\$ 667,338	\$ -	-
Chico Unified	Butte	Shasta Elementary	50/61424-00-010	08/10/18	\$ 1,691,974	\$ -	-
Albany City Unified	Alameda	Albany Middle	50/61127-00-003	08/13/18	\$ 4,492,118	\$ -	-
Bakersfield City	Kern	New Elementary	50/63321-00-040	08/15/18	\$ 14,612,348	\$ 14,612,348	-
Roberts Ferry Union Elementary	Stanislaus	Roberts Ferry Union Elementary	50/71233-00-002	08/15/18	\$ 537,066	\$ 537,066	-
Monson-Sultana Joint Union Elementary	Tulare	Monson-Sultana Elementary	50/72009-00-003	08/15/18	\$ 1,324,540	\$ 1,324,540	-
Willows Unified	Glenn	Murdock Elementary	50/62661-00-001	08/17/18	\$ 1,303,978	\$ -	-
Centinela Valley Union High	Los Angeles	Hawthorne High	50/64352-00-007	08/17/18	\$ 1,122,890	\$ -	-
Anaheim Union High	Orange	Dale Junior High	50/66431-05-002	08/17/18	\$ 2,491,096	\$ -	-
Anaheim Union High	Orange	Oxford Academy	50/66431-05-003	08/17/18	\$ 1,470,799	\$ -	-
Corona-Norco Unified	Riverside	Dr Bernice Jameson Todd Academy	50/67033-00-044	08/17/18	\$ 5,996,385	\$ -	-
Templeton Unified	San Luis Obispo	Templeton High	50/68841-00-002	08/17/18	\$ 3,406,620	\$ -	-
Gustine Unified	Merced	Gustine Middle	50/73619-00-008	08/17/18	\$ 1,458,100	\$ 1,458,100	-
Gustine Unified	Merced	Gustine Elementary	50/73619-00-009	08/17/18	\$ 1,433,571	\$ 1,433,571	-
Irvine Unified	Orange	Canyon View Elementary	50/73650-00-045	08/17/18	\$ 932,595	\$ -	-
Yuba County Office of Education	Yuba	Virginia School	50/10587-00-004	08/22/18	\$ 613,950	\$ 613,950	-
Yuba County Office of Education	Yuba	Virginia School	50/10587-00-005	08/22/18	\$ 382,468	\$ 382,468	-
Corona-Norco Unified	Riverside	Rondo Elementary	50/67033-00-045	08/22/18	\$ 16,832,543	\$ -	-
San Dieguito Union High	San Diego	San Dieguito High Academy	50/68346-00-006***	08/23/18	\$ 6,836,372	\$ -	-
Rocklin Unified	Placer	Elementary #12	50/75085-00-014***	08/23/18	\$ 16,135,519	\$ -	-
San Carlos Elementary	San Mateo	San Carlos Charter Learning Center	50/69021-00-001***	08/24/18	\$ 5,939,528	\$ -	-
Irvine Unified	Orange	Meadow Park Elementary	50/73650-00-046***	08/24/18	\$ 1,149,109	\$ -	-
Irvine Unified	Orange	Brywood Elementary	50/73650-00-047***	08/24/18	\$ 1,094,082	\$ -	-
Roseville City Elementary	Placer	Riego Creek Elementary	50/66910-00-015***	08/29/18	\$ 13,101,726	\$ -	-
Tahoe-Truckee Unified	Placer	Kings Beach Elementary	50/66944-00-006***	08/29/18	\$ 1,810,817	\$ -	-
Tahoe-Truckee Unified	Placer	Tahoe Truckee High	50/66944-00-007***	08/29/18	\$ 7,839,397	\$ -	-
Tahoe-Truckee Unified	Placer	Donner Trail Elementary	50/66944-00-008***	08/29/18	\$ 564,411	\$ -	-
Los Angeles Unified	Los Angeles	Castlebay Lane Elementary	50/64733-00-144***	08/30/18	\$ 2,539,262	\$ -	-
Los Angeles Unified	Los Angeles	Latona Avenue Elementary	50/64733-00-145***	08/30/18	\$ 2,758,524	\$ -	-
Los Angeles Unified	Los Angeles	Porter Ranch Community	50/64733-00-146***	08/30/18	\$ 3,054,672	\$ -	-
Los Angeles Unified	Los Angeles	Normont Elementary	50/64733-00-147***	08/30/18	\$ 2,467,384	\$ -	-
Los Angeles Unified	Los Angeles	Multnomah Street Elementary	50/64733-34-001***	08/30/18	\$ 2,490,317	\$ -	-
Galt Joint Union High	Sacramento	Galt High	50/67355-00-006***	09/04/18	\$ 2,262,821	\$ -	-

SFP APPLICATIONS
 New Construction and Charter School Facilities Program
 - Workload as of January 31, 2020 -

District	County	Site Name	Application Number	OPSC Date Received	Estimated State Grant (a)	Financial Hardship (b)	Notification Occurred**
Los Angeles Unified	Los Angeles	Berendo Middle	50/64733-00-148***	09/05/18	\$ 2,756,321	\$ -	
Sacramento County Office of Education	Sacramento	New Community School	50/10348-00-004***	09/06/18	\$ 675,200	\$ 675,200	
Robla Elementary	Sacramento	Main Avenue Elementary	50/67421-00-001***	09/06/18	\$ 2,737,939	\$ -	
Robla Elementary	Sacramento	Main Avenue Elementary	50/67421-00-002***	09/06/18	\$ 1,707,611	\$ -	
Jacoby Creek Elementary	Humboldt	Jacoby Creek	50/62893-00-001***	09/07/18	\$ 347,010	\$ 347,010	
Tulare Joint Union High	Tulare	Tulare Union High	50/72249-00-004***	09/07/18	\$ 3,358,975	\$ -	
Stockton Unified	San Joaquin	Kennedy Elementary	50/68676-01-003***	09/10/18	\$ 6,750,094	\$ -	
Sanger Unified	Fresno	Ronald W Reagan Elementary	50/62414-00-023***	09/12/18	\$ 429,395	\$ -	
Brawley Elementary	Imperial	La Paloma	50/63073-00-002***	09/12/18	\$ 12,914,632	\$ -	
Los Angeles Unified	Los Angeles	Porter Ranch Community	50/64733-00-149***	09/12/18	\$ 3,478,337	\$ -	
Los Angeles Unified	Los Angeles	Crenshaw Senior High	51/64733-00-004*	09/17/18	\$ 3,570,460	\$ -	
Perris Elementary	Riverside	Innovative Horizons Charter	54/67199-00-002	12/30/19	\$ 1,369,934	\$ -	
John Swett Unified	Contra Costa	Carquinez Middle	51/61697-00-001*	01/16/20	\$ 5,822,997	\$ -	
Santa Monica-Malibu Unified	Los Angeles	John Adams Middle	51/64980-00-001*	01/30/20	\$ 3,702,477	\$ -	

Summary of New Construction Funding		Total (in Dollars)
Estimated State Grant (Column F)	\$	1,170,425,019
Financial Hardship (Column G)	\$	165,310,522
Total of Estimated State Grant and Financial Hardship	\$	1,335,735,540

New Construction Funding	Estimated State Grant	Financial Hardship
Funding Sub-totals	\$ 1,155,959,151	\$ 165,310,522
Facility Hardship - Non-Seismic		
Funding Total		\$ 1,321,269,673
Facility Hardship - Seismic	\$ 13,095,934	
Charter Schools	\$ 1,369,934	

(a) Represents estimated state share of project including excessive cost grants. Amounts shown have not been reviewed by OPSC for compliance with all School Facility Program requirements.

(b) Represents estimated financial hardship. Amounts shown have not been reviewed by OPSC for compliance with all School Facility Program requirements.

*Facility Hardship project requesting Seismic Mitigation Program funding.

** School districts have been notified that the Office of Public School Construction will begin processing the district's application in the near future.

*** These applications exceed the available bond authority. The applications were submitted prior to OPSC's notification to school districts to submit a school board resolution with the application.

SFP APPLICATIONS
 Modernization School Facilities Program
 - Workload as of January 31, 2020 -

District	County	Site Name	Application Number	OPSC Date Received	Estimated State Grant (a)	Financial Hardship (b)	Notification Occurred**
Hollister Elementary	San Benito	Calaveras Elementary	57/67470-00-002	01/11/17	\$ 1,120,146	\$ -	6/11/2019
San Carlos Elementary	San Mateo	Tierra Linda Middle	57/69021-00-011	02/01/17	\$ 4,135,922	\$ -	6/11/2019
San Juan Unified	Sacramento	Citrus Heights Elementary	57/67447-00-061	02/03/17	\$ 310,415	\$ -	6/11/2019
Banta Elementary	San Joaquin	Banta Elementary	57/68486-00-002	02/23/17	\$ 80,632	\$ 53,755	7/1/2019
Menlo Park City Elementary	San Mateo	Laurel Elementary	57/68965-00-006	04/24/17	\$ 1,812,907	\$ -	7/1/2019
San Benito High	San Benito	San Benito High	57/67538-00-002	04/27/17	\$ 1,033,724	\$ -	7/1/2019
San Benito High	San Benito	San Benito High	57/67538-00-003	04/27/17	\$ 3,781,733	\$ -	7/1/2019
Snowline Joint Unified	San Bernardino	Pinon Hills Elementary	57/73957-00-001	05/01/17	\$ 307,916	\$ 205,278	8/6/2019
Snowline Joint Unified	San Bernardino	Serrano High	57/73957-00-002	05/01/17	\$ 1,802,099	\$ 1,201,400	8/6/2019
Snowline Joint Unified	San Bernardino	Baldy Elementary	57/73957-00-003	05/01/17	\$ 542,518	\$ 361,679	8/6/2019
Snowline Joint Unified	San Bernardino	Chaparral Continuation High	57/73957-00-004	05/01/17	\$ 126,468	\$ 84,312	8/6/2019
Snowline Joint Unified	San Bernardino	Phelan Elementary	57/73957-00-005	05/01/17	\$ 390,288	\$ 260,192	8/6/2019
Snowline Joint Unified	San Bernardino	Quail Valley Middle	57/73957-00-006	05/01/17	\$ 235,451	\$ 156,967	8/6/2019
Snowline Joint Unified	San Bernardino	Wrightwood Elementary	57/73957-00-007	05/01/17	\$ 258,119	\$ 172,080	8/6/2019
Snowline Joint Unified	San Bernardino	Pinon Mesa Middle	57/73957-00-008	05/01/17	\$ 515,478	\$ 343,652	8/6/2019
Escalon Unified	San Joaquin	Escalon High	57/68502-00-003	05/04/17	\$ 195,585	\$ -	8/6/2019
Taft City Elementary	Kern	Lincoln Junior High	57/63800-00-007	05/09/17	\$ 3,922,144	\$ -	8/6/2019
Konocti Unified	Lake	Lower Lake High	57/64022-00-010	05/09/17	\$ 759,579	\$ -	8/6/2019
Konocti Unified	Lake	Lower Lake Elementary	57/64022-00-011	05/09/17	\$ 702,458	\$ -	8/6/2019
Kern High	Kern	Foothill High	57/63529-00-011	05/17/17	\$ 1,668,200	\$ -	8/6/2019
Pomona Unified	Los Angeles	Fremont Academy	57/64907-00-031	05/23/17	\$ 190,358	\$ -	8/6/2019
San Jacinto Unified	Riverside	De Anza Elementary	57/67249-00-006	05/23/17	\$ 2,730,216	\$ -	8/6/2019
San Jacinto Unified	Riverside	Park Hill	57/67249-00-007	05/23/17	\$ 2,557,969	\$ -	8/6/2019
San Ramon Valley Unified	Contra Costa	Iron Horse Middle	57/61804-00-030	05/26/17	\$ 903,361	\$ -	8/6/2019
Whittier City Elementary	Los Angeles	Dexter Middle	57/65110-00-013	06/02/17	\$ 5,030,095	\$ -	8/6/2019
Los Angeles Unified	Los Angeles	Drew (Charles) Middle	57/64733-00-600	06/06/17	\$ 4,199,849	\$ -	8/6/2019
Los Angeles Unified	Los Angeles	Kittridge Elementary	57/64733-00-601	06/06/17	\$ 1,095,503	\$ -	8/6/2019
Los Angeles Unified	Los Angeles	Hamasaki (Riggin) Elementary	57/64733-00-602	06/06/17	\$ 1,287,581	\$ -	8/6/2019
Los Angeles Unified	Los Angeles	Loyola Village Elementary	57/64733-00-603	06/06/17	\$ 1,649,253	\$ -	8/6/2019
Los Angeles Unified	Los Angeles	Graham Elementary	57/64733-00-610	06/06/17	\$ 3,852,882	\$ -	8/6/2019
Los Angeles Unified	Los Angeles	Tenth Street Elementary	57/64733-00-611	06/06/17	\$ 3,555,182	\$ -	8/6/2019
Los Angeles Unified	Los Angeles	Belmont Senior High	57/64733-11-013	06/06/17	\$ 1,992,944	\$ -	8/6/2019
Los Angeles Unified	Los Angeles	Loreto Street Elementary	57/64733-00-604	06/12/17	\$ 969,228	\$ -	8/6/2019
Los Angeles Unified	Los Angeles	West Vernon Avenue Elementary	57/64733-00-605	06/12/17	\$ 3,129,659	\$ -	8/6/2019
Los Angeles Unified	Los Angeles	Alphonso B Perez Special Education Center	57/64733-00-606	06/12/17	\$ 2,182,080	\$ -	8/6/2019
Los Angeles Unified	Los Angeles	Loren Miller Elementary	57/64733-00-607	06/12/17	\$ 2,062,559	\$ -	8/6/2019
Los Angeles Unified	Los Angeles	Marvin Elementary	57/64733-00-608	06/12/17	\$ 1,761,910	\$ -	8/6/2019
Los Angeles Unified	Los Angeles	Fairfax Senior High	57/64733-00-609	06/12/17	\$ 2,391,709	\$ -	8/6/2019
Cucamonga Elementary	San Bernardino	The Ontario Center	57/67694-00-004	06/15/17	\$ 2,691,763	\$ -	8/6/2019
Ackerman Elementary	Placer	Bowman Elementary	57/66761-00-004	06/16/17	\$ 2,019,694	\$ -	8/6/2019
Ceres Unified	Stanislaus	Ceres High	57/71043-00-014	06/19/17	\$ 1,693,230	\$ -	8/6/2019
Los Angeles Unified	Los Angeles	Burton Street Elementary	57/64733-00-612	06/20/17	\$ 2,776,042	\$ -	8/6/2019
Los Angeles Unified	Los Angeles	State Street Elementary	57/64733-00-613	06/20/17	\$ 2,176,320	\$ -	8/6/2019
Los Angeles Unified	Los Angeles	Sherman Oaks Center for Enriched Studies	57/64733-00-614	06/20/17	\$ 2,125,578	\$ -	8/6/2019
Los Angeles Unified	Los Angeles	Parthenia Street Elementary	57/64733-00-615	06/20/17	\$ 2,387,217	\$ -	8/6/2019
Los Angeles Unified	Los Angeles	James Monroe High	57/64733-00-616	06/20/17	\$ 1,784,276	\$ -	8/6/2019
Los Angeles Unified	Los Angeles	Robert Louis Stevenson Middle	57/64733-05-017	06/20/17	\$ 1,225,590	\$ -	8/6/2019
Los Angeles Unified	Los Angeles	Montague Charter Academy	57/64733-38-023	06/20/17	\$ 1,849,493	\$ -	8/6/2019
Twin Rivers Unified	Sacramento	Foothill High	57/76505-00-045	06/21/17	\$ 215,624	\$ -	9/4/2019
Twin Rivers Unified	Sacramento	Woodlake Elementary	57/76505-00-047	06/21/17	\$ 936,133	\$ -	9/4/2019
Twin Rivers Unified	Sacramento	Orchard Elementary	57/76505-00-048	06/21/17	\$ 677,836	\$ -	9/4/2019
Twin Rivers Unified	Sacramento	D. W. Babcock Elementary	57/76505-00-068	06/21/17	\$ 12,100	\$ -	9/4/2019
Twin Rivers Unified	Sacramento	Hagginwood Elementary	57/76505-00-069	06/21/17	\$ 477,469	\$ -	9/4/2019
Fullerton Joint Union High	Orange	Troy High	57/66514-00-017	06/22/17	\$ 3,425,704	\$ -	9/4/2019
Jurupa Unified	Riverside	Rubidoux High	57/67090-00-012	06/22/17	\$ 4,876,717	\$ -	9/4/2019
San Ramon Valley Unified	Contra Costa	Charlotte Wood Middle	57/61804-00-031	06/29/17	\$ 1,162,640	\$ -	9/4/2019
Los Angeles Unified	Los Angeles	Elizabeth Learning Center	57/64733-00-617	07/06/17	\$ 1,635,587	\$ -	9/4/2019
Los Angeles Unified	Los Angeles	Sylmar Senior High	57/64733-00-618	07/06/17	\$ 3,027,167	\$ -	9/4/2019
Los Angeles Unified	Los Angeles	Griffith Middle	57/64733-00-619	07/06/17	\$ 3,023,576	\$ -	9/4/2019
Chaffey Joint Union High	San Bernardino	Rancho Cucamonga High	57/67652-00-004	07/12/17	\$ 9,398,565	\$ -	9/4/2019
Gustine Unified	Stanislaus	Gustine High	57/73619-00-005	07/13/17	\$ 1,279,608	\$ -	9/4/2019
Brawley Elementary	Imperial	Barbara Worth Junior High	57/63073-00-003	07/14/17	\$ 1,076,419	\$ -	9/4/2019
Chaffey Joint Union High	San Bernardino	Etiwanda High	57/67652-00-005	07/14/17	\$ 19,425,446	\$ -	9/4/2019

SFP APPLICATIONS
 Modernization School Facilities Program
 - Workload as of January 31, 2020 -

District	County	Site Name	Application Number	OPSC Date Received	Estimated State Grant (a)	Financial Hardship (b)	Notification Occurred**
La Habra City Elementary	Orange	Walnut Elementary	57/66563-00-009	07/17/17	\$ 2,669,971	\$ -	9/4/2019
Lincoln Unified	San Joaquin	Claudia Landeen Elementary	57/68569-00-016	07/17/17	\$ 1,012,180	\$ -	9/4/2019
Lincoln Unified	San Joaquin	Lincoln Elementary	57/68569-00-017	07/17/17	\$ 798,973	\$ -	9/4/2019
Los Angeles Unified	Los Angeles	Hoover Street Elementary	57/64733-00-620	07/18/17	\$ 2,493,434	\$ -	9/4/2019
Los Angeles Unified	Los Angeles	Griffin Avenue Elementary	57/64733-00-621	07/18/17	\$ 1,748,486	\$ -	9/4/2019
Los Angeles Unified	Los Angeles	El Sereno Middle	57/64733-34-016	07/18/17	\$ 467,371	\$ -	9/4/2019
Los Angeles Unified	Los Angeles	Reseda High	57/64733-39-008	07/18/17	\$ 1,622,731	\$ -	9/4/2019
Central Union High	Imperial	Southwest High	57/63115-00-003	07/25/17	\$ 2,983,443	\$ -	9/4/2019
Los Angeles Unified	Los Angeles	Kennedy (John F.) High	57/64733-00-622	07/25/17	\$ 1,378,141	\$ -	9/4/2019
Los Angeles Unified	Los Angeles	Hale Charter School Academy	57/64733-00-623	07/25/17	\$ 4,231,576	\$ -	9/4/2019
Los Angeles Unified	Los Angeles	Dana (Richard Henry) Middle	57/64733-20-019	07/25/17	\$ 1,049,442	\$ -	9/4/2019
Larkspur Elementary	Marin	Hall Middle	57/65367-00-006	07/26/17	\$ 855,664	\$ -	9/4/2019
Santa Paula Unified	Ventura	McKevett Elementary	57/76828-00-002	07/26/17	\$ 1,300,289	\$ -	9/4/2019
Torrance Unified	Los Angeles	Bert M. Lynn Middle	57/65060-00-038	07/28/17	\$ 741,833	\$ -	9/4/2019
Torrance Unified	Los Angeles	Edison Elementary	57/65060-00-039	07/28/17	\$ 326,165	\$ -	9/4/2019
Torrance Unified	Los Angeles	Evelyn Carr Elementary	57/65060-00-040	07/28/17	\$ 73,359	\$ -	9/4/2019
Torrance Unified	Los Angeles	Casimir Middle	57/65060-00-041	07/28/17	\$ 274,729	\$ -	9/4/2019
Torrance Unified	Los Angeles	Jefferson Middle	57/65060-00-042	07/28/17	\$ 811,892	\$ -	9/4/2019
Temecula Valley Unified	Riverside	Temecula Elementary	57/75192-00-008	07/28/17	\$ 712,375	\$ -	9/4/2019
Twin Rivers Unified	Sacramento	Noralto Elementary	57/76505-00-050	07/28/17	\$ 912,660	\$ -	9/4/2019
Torrance Unified	Los Angeles	Riviera Elementary	57/65060-00-043	07/31/17	\$ 522,319	\$ -	9/4/2019
Los Angeles Unified	Los Angeles	White Point Elementary	57/64733-00-624	08/01/17	\$ 1,863,739	\$ -	9/4/2019
Placer Union High	Placer	Placer High	57/66894-00-012	08/01/17	\$ 464,452	\$ -	9/4/2019
Torrance Unified	Los Angeles	Towers Elementary	57/65060-00-044	08/02/17	\$ 654,453	\$ -	9/4/2019
Sequoia Union High	San Mateo	Redwood High	57/69062-00-037	08/03/17	\$ 560,989	\$ -	10/2/2019
Los Angeles Unified	Los Angeles	Chatsworth Senior High	57/64733-00-625	08/08/17	\$ 1,777,658	\$ -	10/2/2019
Los Angeles Unified	Los Angeles	Leland Street Elementary	57/64733-00-626	08/08/17	\$ 811,630	\$ -	10/2/2019
Los Angeles Unified	Los Angeles	Van Nuys Elementary	57/64733-00-627	08/08/17	\$ 2,651,877	\$ -	10/2/2019
Los Angeles Unified	Los Angeles	Stagg Street Elementary	57/64733-00-628	08/08/17	\$ 1,593,293	\$ -	10/2/2019
Azusa Unified	Los Angeles	Henry Dalton Elementary	57/64279-00-021	08/11/17	\$ 2,870,170	\$ -	10/2/2019
Porterville Unified	Tulare	Porterville High	57/75523-00-015	08/11/17	\$ 6,176,901	\$ -	10/2/2019
Porterville Unified	Tulare	Portnache High	57/75523-00-016	08/11/17	\$ 3,199,635	\$ -	10/2/2019
Larkspur Elementary	Marin	Neil Cummins Elementary	57/65367-00-007	08/14/17	\$ 754,398	\$ -	10/2/2019
Rincon Valley Union Elementary	Sonoma	Village Elementary Charter	57/70896-00-011	08/14/17	\$ 1,634,597	\$ -	10/2/2019
Los Angeles Unified	Los Angeles	Coldwater Canyon Elementary	57/64733-00-629	08/16/17	\$ 2,719,964	\$ -	10/2/2019
Los Angeles Unified	Los Angeles	San Fernando Senior High	57/64733-73-005	08/16/17	\$ 4,443,145	\$ -	10/2/2019
Escondido Union	San Diego	Quantum Academy	57/68098-00-013	08/16/17	\$ 985,189	\$ -	10/2/2019
Merced River Union Elementary	Merced	Washington Elementary	57/73726-00-001	08/17/17	\$ 112,778	\$ 75,186	10/2/2019
McSwain Union Elementary	Merced	McSwain Elementary	57/65763-00-003	08/18/17	\$ 161,469	\$ 107,646	10/2/2019
Caruthers Unified	Fresno	Caruthers High	57/75598-00-003	08/21/17	\$ 2,758,739	\$ -	10/2/2019
Burbank Unified	Los Angeles	Thomas Jefferson Elementary	57/64337-00-018	08/22/17	\$ 138,270	\$ -	10/2/2019
Irvine Unified	Orange	Santiago Hills Elementary	57/73650-00-021	08/23/17	\$ 335,448	\$ -	10/2/2019
Irvine Unified	Orange	College Park Elementary	57/73650-00-022	08/23/17	\$ 470,630	\$ -	10/2/2019
Irvine Unified	Orange	Culverdale Elementary	57/73650-00-023	08/23/17	\$ 597,498	\$ -	10/2/2019
Washington Unified	Fresno	West Fresno Elementary	57/76778-00-004	08/29/17	\$ 688,283	\$ -	11/1/2019
Los Angeles Unified	Los Angeles	Markham (Edwin) Middle	57/64733-00-630	08/30/17	\$ 1,804,655	\$ -	11/1/2019
Los Angeles Unified	Los Angeles	Bell Senior High	57/64733-00-631	08/30/17	\$ 2,084,470	\$ -	11/1/2019
Sacramento City Unified	Sacramento	Kit Carson Middle	57/67439-00-075	08/30/17	\$ 38,707	\$ -	11/1/2019
Rincon Valley Union Elementary	Sonoma	Matanzas Elementary	57/70896-00-012	08/31/17	\$ 666,550	\$ -	11/1/2019
Central Union Elementary	Kings	Akers Elementary	57/63883-00-001	09/01/17	\$ 434,796	\$ 289,864	11/1/2019
Torrance Unified	Los Angeles	West High	57/65060-00-045	09/01/17	\$ 3,338,116	\$ -	11/1/2019
Palo Verde Union Elementary	Tulare	Palo Verde Elementary	57/72033-00-002	09/01/17	\$ 30,247	\$ 20,164	11/1/2019
North Monterey County Unified	Monterey	North Monterey County High	57/73825-00-010	09/07/17	\$ 3,519,183	\$ -	11/1/2019
Sweetwater Union High	San Diego	Sweetwater High	57/68411-00-043	09/08/17	\$ 3,597,141	\$ -	11/1/2019
Sweetwater Union High	San Diego	Hilltop Middle	57/68411-00-044	09/08/17	\$ 1,611,256	\$ -	11/1/2019
Sweetwater Union High	San Diego	Chula Vista Senior High	57/68411-00-045	09/08/17	\$ 3,194,421	\$ -	11/1/2019
Sweetwater Union High	San Diego	Mar Vista Middle	57/68411-00-046	09/08/17	\$ 1,406,447	\$ -	11/1/2019
Sweetwater Union High	San Diego	Mar Vista Senior High	57/68411-00-047	09/08/17	\$ 2,037,649	\$ -	11/1/2019
Sweetwater Union High	San Diego	Castle Park Senior High	57/68411-00-048	09/08/17	\$ 2,157,524	\$ -	11/1/2019
Twin Rivers Unified	Sacramento	Woodridge Elementary	57/76505-00-052	09/08/17	\$ 573,298	\$ -	11/1/2019
Twin Rivers Unified	Sacramento	Grant Union High	57/76505-00-054	09/08/17	\$ 1,915,763	\$ -	11/1/2019
Los Angeles Unified	Los Angeles	Robert Frost Middle	57/64733-00-632	09/13/17	\$ 5,038,547	\$ -	11/1/2019
Los Angeles Unified	Los Angeles	Hart Street Elementary	57/64733-00-633	09/13/17	\$ 676,654	\$ -	11/1/2019

SFP APPLICATIONS
Modernization School Facilities Program
- Workload as of January 31, 2020 -

District	County	Site Name	Application Number	OPSC Date Received	Estimated State Grant (a)	Financial Hardship (b)	Notification Occurred**
Los Angeles Unified	Los Angeles	Alta Loma Elementary	57/64733-10-003	09/13/17	\$ 820,154	\$ -	11/1/2019
Escondido Union	San Diego	Mission Middle	57/68098-00-014	09/14/17	\$ 3,201,633	\$ -	11/1/2019
Weaver Union	Merced	Weaver Middle	57/65862-00-002	09/15/17	\$ 2,210,240	\$ -	11/1/2019
Los Angeles Unified	Los Angeles	Capistrano Avenue Elementary	57/64733-00-634	09/20/17	\$ 1,204,765	\$ -	11/1/2019
Newport-Mesa Unified	Orange	Roy O. Andersen Elementary	57/66597-00-042	09/20/17	\$ 255,268	\$ -	11/1/2019
Burbank Unified	Los Angeles	Bret Harte Elementary	57/64337-00-019	09/21/17	\$ 138,270	\$ -	11/1/2019
Victor Elementary	San Bernardino	Village Elementary	57/67918-00-006	09/25/17	\$ 871,723	\$ -	11/1/2019
Victor Elementary	San Bernardino	Mojave Vista Elementary	57/67918-00-007	09/25/17	\$ 904,696	\$ -	11/1/2019
Yreka Union High	Siskiyou	Yreka High	57/70516-00-003	09/25/17	\$ 750,864	\$ 500,576	11/1/2019
Maple Elementary	Kern	Maple Elementary	57/63610-00-003	09/29/17	\$ 1,658,089	\$ 1,105,393	11/1/2019
Norwalk-La Mirada Unified	Los Angeles	John H. Glenn High	57/64840-00-027	10/04/17	\$ 1,520,177	\$ -	1/6/2020
Norwalk-La Mirada Unified	Los Angeles	Corvallis Middle	57/64840-00-028	10/06/17	\$ 1,587,197	\$ -	1/6/2020
Norwalk-La Mirada Unified	Los Angeles	Reginald M. Benton Middle	57/64840-00-029	10/06/17	\$ 784,751	\$ -	1/6/2020
Los Angeles Unified	Los Angeles	Emelita Street Elementary	57/64733-00-635	10/11/17	\$ 1,075,775	\$ -	1/6/2020
Escondido Union	San Diego	Orange Glen Elementary	57/68098-00-015	10/12/17	\$ 2,211,945	\$ -	1/6/2020
Firebaugh-Las Deltas Joint Unified	Fresno	Arthur E. Mills Intermediate	57/73809-00-005	10/12/17	\$ 937,217	\$ -	1/6/2020
Cutler-Orosi Joint Unified	Tulare	Orosi High	57/71860-00-009	10/16/17	\$ 505,872	\$ 337,248	1/6/2020
Burbank Unified	Los Angeles	R. L. Stevenson Elementary	57/64337-00-020	10/17/17	\$ 605,944	\$ -	1/6/2020
Los Angeles Unified	Los Angeles	Palms Middle	57/64733-00-636	10/17/17	\$ 3,047,951	\$ -	1/6/2020
Southern Humboldt Joint Unified	Humboldt	Redway Elementary	57/63040-00-002	10/18/17	\$ 1,701,739	\$ -	1/6/2020
Newhall Elementary	Los Angeles	Peachland Avenue Elementary	57/64832-00-005	10/19/17	\$ 1,460,819	\$ -	1/6/2020
Columbia Elementary	Shasta	Columbia Elementary	57/69948-00-002	10/20/17	\$ 2,262,817	\$ -	1/6/2020
Los Angeles Unified	Los Angeles	Broadous Elementary	57/64733-00-637	10/25/17	\$ 713,401	\$ -	1/6/2020
Anaheim Union High	Orange	Anaheim High	57/66431-00-016	10/25/17	\$ 6,422,590	\$ -	1/6/2020
Anaheim Union High	Orange	Cypress High	57/66431-00-017	10/25/17	\$ 3,942,420	\$ -	1/6/2020
Downey Unified	Los Angeles	Rio Hondo Elementary	57/64451-00-030	10/27/17	\$ 1,879,657	\$ -	1/6/2020
Gridley Unified	Butte	Sycamore Middle	57/75507-00-001	10/28/17	\$ 669,187	\$ -	6/11/2019
San Marcos Unified	San Diego	Alvin M. Dunn Elementary	57/73791-00-006	10/31/17	\$ 749,808	\$ -	1/6/2020
Los Angeles Unified	Los Angeles	Olive Vista Middle	57/64733-00-638	11/01/17	\$ 6,669,152	\$ -	-
San Benito High	San Benito	San Benito High	57/67538-00-005	11/01/17	\$ 8,893,601	\$ -	-
San Benito High	San Benito	San Benito High	57/67538-00-006	11/03/17	\$ 11,291,330	\$ -	-
San Marcos Unified	San Diego	Alvin M. Dunn Elementary	57/73791-00-007	11/03/17	\$ 2,716,054	\$ -	-
Jurupa Unified	Riverside	Mission Bell Elementary	57/67090-00-013	11/09/17	\$ 1,435,563	\$ -	-
Chaffey Joint Union High	San Bernardino	Chaffey High	57/67652-00-006	11/09/17	\$ 21,161,925	\$ -	-
Armona Union Elementary	Kings	Armona Elementary	57/63875-00-002	11/13/17	\$ 366,389	\$ 244,260	-
Romoland Elementary	Riverside	Romoland Elementary	57/67231-00-002	11/14/17	\$ 2,021,328	\$ -	-
Visalia Unified	Tulare	Mineral King Elementary	57/72256-00-022	11/16/17	\$ 4,085,803	\$ -	-
Muroc Joint Unified	Kern	Bailey Avenue Elementary	57/63685-00-009	11/22/17	\$ 348,035	\$ 232,023	-
Elk Grove Unified	Sacramento	Franklin High	57/67314-00-020	11/28/17	\$ 1,131,367	\$ -	-
San Jacinto Unified	Riverside	San Jacinto High	57/67249-00-008	11/29/17	\$ 2,089,406	\$ -	-
Corona-Norco Unified	Riverside	Centennial High	57/67033-00-017	11/30/17	\$ 1,344,548	\$ -	-
Fullerton Joint Union High	Orange	Fullerton Union High	57/66514-00-018	12/01/17	\$ 981,045	\$ -	-
Millville Elementary	Shasta	Millville Elementary	57/70052-00-003	12/04/17	\$ 678,155	\$ 452,103	-
Los Angeles Unified	Los Angeles	La Salle Avenue Elementary	57/64733-00-639	12/05/17	\$ 3,367,284	\$ -	-
Elk Grove Unified	Sacramento	Laguna Creek High	57/67314-00-021	12/05/17	\$ 3,491,746	\$ -	-
Buena Park Elementary	Orange	Buena Park Junior High	57/66456-00-008	12/07/17	\$ 2,068,018	\$ -	-
Buena Park Elementary	Orange	Carl E. Gilbert Elementary	57/66456-00-009	12/07/17	\$ 1,114,370	\$ -	-
Buena Park Elementary	Orange	James A. Whitaker Elementary	57/66456-00-010	12/07/17	\$ 1,570,372	\$ -	-
Buena Park Elementary	Orange	Charles G. Emery Elementary	57/66456-00-011	12/07/17	\$ 997,188	\$ -	-
Buena Park Elementary	Orange	Mabel L. Pendleton Elementary	57/66456-00-012	12/07/17	\$ 1,104,993	\$ -	-
Centralia Elementary	Orange	Centralia Elementary	57/66472-00-010	12/07/17	\$ 1,644,013	\$ -	-
San Bernardino City Unified	San Bernardino	Muscoy Elementary	57/67876-00-106	12/07/17	\$ 509,155	\$ -	-
San Ysidro Elementary	San Diego	Smythe Elementary	57/68379-00-002	12/07/17	\$ 3,108,949	\$ -	-
San Ysidro Elementary	San Diego	La Mirada Elementary	57/68379-00-003	12/07/17	\$ 2,652,962	\$ -	-
Santa Ynez Valley Union High	Santa Barbara	Santa Ynez Valley Union High	57/69328-00-001	12/07/17	\$ 9,557,589	\$ -	-
Buena Park Elementary	Orange	Arthur F. Corey Elementary	57/66456-00-013	12/15/17	\$ 1,132,892	\$ -	-
Buena Park Elementary	Orange	Gordon H. Beatty Elementary	57/66456-00-014	12/15/17	\$ 1,300,307	\$ -	-
Trinity Alps Unified	Trinity	Trinity High	57/76513-00-001	12/15/17	\$ 3,719,508	\$ -	-
Downey Unified	Los Angeles	Gauldin Elementary	57/64451-00-031	12/18/17	\$ 1,809,488	\$ -	-
San Marino Unified	Los Angeles	Huntington Middle	57/64964-00-008	12/20/17	\$ 2,431,828	\$ -	-
Del Mar Union Elementary	San Diego	Carmel Del Mar Elementary	57/68056-00-004	12/22/17	\$ 2,376,647	\$ -	-
Lowell Joint	Los Angeles	Olita Elementary	57/64766-00-001	12/26/17	\$ 3,060,024	\$ -	-
Irvine Unified	Orange	Stone Creek Elementary	57/73650-00-024	12/26/17	\$ 1,411,210	\$ -	-

SFP APPLICATIONS
 Modernization School Facilities Program
 - Workload as of January 31, 2020 -

District	County	Site Name	Application Number	OPSC Date Received	Estimated State Grant (a)	Financial Hardship (b)	Notification Occurred**
Hayward Unified	Alameda	Hayward High	57/61192-00-003	12/28/17	\$ 9,871,566	\$ -	-
Hayward Unified	Alameda	Tennyson High	57/61192-00-004	12/28/17	\$ 2,954,628	\$ -	-
Hayward Unified	Alameda	Mt Eden High	57/61192-00-005	12/28/17	\$ 10,564,457	\$ -	-
Clovis Unified	Fresno	Buchanan High	57/62117-00-056	01/02/18	\$ 10,402,026	\$ -	-
Cypress Elementary	Orange	Margaret Landell Elementary	57/66480-00-006	01/02/18	\$ 988,220	\$ -	-
Elk Grove Unified	Sacramento	Valley High	57/67314-00-022	01/04/18	\$ 1,570,493	\$ -	-
Jurupa Unified	Riverside	Rubidoux High	57/67090-00-014	01/08/18	\$ 5,548,044	\$ -	-
Buellton Union Elementary	Santa Barbara	Jonata Middle	57/69138-00-002	01/08/18	\$ 1,405,957	\$ -	-
Butteville Union Elementary	Siskiyou	Butteville Elementary	57/70201-00-002	01/08/18	\$ 93,592	\$ 62,394	-
Paradise Unified	Butte	Paradise Senior High	57/61531-00-003	01/12/18	\$ 4,482,717	\$ -	-
William S. Hart Union High	Los Angeles	Placerita Junior High	57/65136-00-010	01/16/18	\$ 1,492,386	\$ -	-
Alhambra Unified	Los Angeles	Repetto Elementary	57/75713-00-028	01/16/18	\$ 2,931,994	\$ -	-
Alhambra Unified	Los Angeles	Monterey Highlands Elementary	57/75713-00-029	01/16/18	\$ 1,706,453	\$ -	-
San Ramon Valley Unified	Contra Costa	Stone Valley Middle	57/61804-00-032	01/17/18	\$ 4,133,251	\$ -	-
Monson-Sultana Joint Union Elementary	Tulare	Monson-Sultana Elementary	57/72009-00-002	01/22/18	\$ 118,375	\$ 78,917	-
Elk Grove Unified	Sacramento	Sierra-Enterprise Elementary	57/67314-00-023	01/24/18	\$ 1,549,084	\$ -	-
Merced City Elementary	Merced	Luther Burbank Elementary	57/65771-00-015	01/25/18	\$ 1,852,259	\$ -	-
Elk Grove Unified	Sacramento	Florin High	57/67314-00-024	01/25/18	\$ 5,258,009	\$ -	-
Irvine Unified	Orange	Irvine High	57/73650-00-025	01/25/18	\$ 3,874,257	\$ -	-
Irvine Unified	Orange	University High	57/73650-00-026	01/25/18	\$ 654,092	\$ -	-
Los Angeles Unified	Los Angeles	George Washington Carver Middle	57/64733-00-640	02/07/18	\$ 4,864,058	\$ -	-
Los Angeles Unified	Los Angeles	Harrison Street Elementary	57/64733-00-641	02/12/18	\$ 1,904,407	\$ -	-
Los Angeles Unified	Los Angeles	First Street Elementary	57/64733-00-642	02/12/18	\$ 2,634,671	\$ -	-
Los Angeles Unified	Los Angeles	Main Street Elementary	57/64733-00-643	02/12/18	\$ 8,234,489	\$ -	-
San Diego Unified	San Diego	University City High	57/68338-00-230	02/13/18	\$ 12,621,539	\$ -	-
Temecula Valley Unified	Riverside	Temecula Middle	57/75192-00-009	02/13/18	\$ 5,317,887	\$ -	-
Atwater Elementary	Merced	Mitchell Intermediate	57/65631-00-007	02/15/18	\$ 5,526,380	\$ -	-
Atwater Elementary	Merced	Bellevue Elementary	57/65631-00-008	02/15/18	\$ 467,043	\$ -	-
Grossmont Union High	San Diego	Granite Hills High	57/68130-00-027	02/15/18	\$ 619,301	\$ -	-
Twin Rivers Unified	Sacramento	Warren A Allison Elementary	57/76505-00-055	02/16/18	\$ 644,619	\$ -	-
Twin Rivers Unified	Sacramento	Westside Elementary	57/76505-00-056	02/16/18	\$ 1,170,571	\$ -	-
Los Angeles Unified	Los Angeles	Nobel Junior Magnet Center	57/64733-00-644	02/20/18	\$ 2,641,139	\$ -	-
Los Angeles Unified	Los Angeles	Wilmington Middle	57/64733-00-645	02/20/18	\$ 1,404,708	\$ -	-
Los Angeles Unified	Los Angeles	Haddon Avenue Elementary	57/64733-00-646	02/20/18	\$ 536,406	\$ -	-
Los Angeles Unified	Los Angeles	Albion Street Elementary	57/64733-00-647	02/20/18	\$ 2,199,699	\$ -	-
Los Angeles Unified	Los Angeles	Edwin Markham Middle	57/64733-00-648	02/20/18	\$ 2,487,925	\$ -	-
Los Angeles Unified	Los Angeles	Florence Nightingale Middle	57/64733-00-007	02/20/18	\$ 2,028,913	\$ -	-
Los Angeles Unified	Los Angeles	Glenn Hammond Curtiss Middle	57/64733-32-023	02/20/18	\$ 930,225	\$ -	-
Los Angeles Unified	Los Angeles	Jordan High School Magnet	57/64733-68-008	02/20/18	\$ 2,284,577	\$ -	-
Twin Rivers Unified	Sacramento	Rio Linda High	57/76505-00-057	02/20/18	\$ 1,687,709	\$ -	-
Kentfield Elementary	Marin	Adaline E Kent Middle	57/65334-00-003	02/26/18	\$ 1,206,043	\$ -	-
Los Angeles Unified	Los Angeles	Robert F Kennedy Elementary	57/64733-00-649	02/27/18	\$ 526,280	\$ -	-
Los Angeles Unified	Los Angeles	Sixty-Eighth Street Elementary	57/64733-00-650	02/27/18	\$ 1,012,789	\$ -	-
Los Angeles Unified	Los Angeles	Ulysses S Grant Senior High	57/64733-00-651	02/27/18	\$ 2,313,254	\$ -	-
Los Angeles Unified	Los Angeles	Bell Senior High	57/64733-00-652	02/27/18	\$ 2,904,452	\$ -	-
San Ramon Valley Unified	Contra Costa	California High	57/61804-00-033	03/01/18	\$ 920,156	\$ -	-
Irvine Unified	Orange	Eastshore Elementary	57/73650-00-027	03/02/18	\$ 694,305	\$ -	-
Irvine Unified	Orange	Springbrook Elementary	57/73650-00-028	03/02/18	\$ 3,097,577	\$ -	-
Irvine Unified	Orange	Westpark Elementary	57/73650-00-029	03/02/18	\$ 3,415,758	\$ -	-
Los Angeles Unified	Los Angeles	Rowan Avenue Elementary	57/64733-00-653	03/07/18	\$ 3,054,459	\$ -	-
Los Angeles Unified	Los Angeles	Kester Avenue Elementary	57/64733-00-654	03/07/18	\$ 837,340	\$ -	-
Los Angeles Unified	Los Angeles	Chandler Elementary School	57/64733-00-655	03/07/18	\$ 552,849	\$ -	-
Los Angeles Unified	Los Angeles	Locke High School	57/64733-00-656	03/07/18	\$ 2,788,345	\$ -	-
Los Angeles Unified	Los Angeles	Eagle Rock High	57/64733-00-657	03/07/18	\$ 5,881,556	\$ -	-
Los Angeles Unified	Los Angeles	Woodrow Wilson Senior High	57/64733-00-658	03/07/18	\$ 3,778,899	\$ -	-
Los Angeles Unified	Los Angeles	John F Kennedy High	57/64733-00-659	03/07/18	\$ 1,186,141	\$ -	-
Los Angeles Unified	Los Angeles	John Marshall Senior High	57/64733-12-010	03/07/18	\$ 2,007,360	\$ -	-
Los Angeles Unified	Los Angeles	Western Avenue Elementary	57/64733-25-011	03/07/18	\$ 3,032,859	\$ -	-
Los Angeles Unified	Los Angeles	Gault Street Elementary	57/64733-37-007	03/07/18	\$ 370,632	\$ -	-
Los Angeles Unified	Los Angeles	Bonita Street Elementary	57/64733-54-026	03/07/18	\$ 572,611	\$ -	-
South San Francisco Unified	San Mateo	Monte Verde Elementary	57/69070-00-016	03/09/18	\$ 983,845	\$ -	-
Delano Union Elementary	Kern	Del Vista Elementary	57/63404-00-003	03/13/18	\$ 3,013,353	\$ 2,008,902	-
Dinuba Unified	Tulare	Roosevelt Elementary	57/75531-00-011	03/13/18	\$ 1,548,789	\$ 1,032,526	-

SFP APPLICATIONS
 Modernization School Facilities Program
 - Workload as of January 31, 2020 -

District	County	Site Name	Application Number	OPSC Date Received	Estimated State Grant (a)	Financial Hardship (b)	Notification Occurred**
Los Angeles Unified	Los Angeles	McKinley Avenue Elementary	57/64733-00-660	03/14/18	\$ 348,676	\$ -	
Los Angeles Unified	Los Angeles	Taft (William Howard) High	57/64733-00-661	03/14/18	\$ 721,067	\$ -	
Los Angeles Unified	Los Angeles	Benjamin Franklin Senior High	57/64733-00-662	03/14/18	\$ 797,799	\$ -	
Los Angeles Unified	Los Angeles	Hollywood Senior High	57/64733-00-663	03/14/18	\$ 6,482,058	\$ -	
Los Angeles Unified	Los Angeles	Reseda Elementary	57/64733-00-664	03/14/18	\$ 1,482,368	\$ -	
Los Angeles Unified	Los Angeles	James Monroe High	57/64733-00-665	03/14/18	\$ 2,292,973	\$ -	
Los Angeles Unified	Los Angeles	South Gate Middle	57/64733-16-012	03/14/18	\$ 1,154,193	\$ -	
Los Angeles Unified	Los Angeles	Van Nuys Senior High	57/64733-27-010	03/14/18	\$ 6,339,910	\$ -	
Los Angeles Unified	Los Angeles	Grover Cleveland High	57/64733-41-007	03/14/18	\$ 4,262,185	\$ -	
Los Angeles Unified	Los Angeles	Pacific Boulevard	57/64733-74-002	03/14/18	\$ 747,956	\$ -	
Gerber Union Elementary	Tehama	Gerber Elementary	57/71548-00-002	03/15/18	\$ 116,939	\$ 77,959	
Twin Rivers Unified	Sacramento	Madison Elementary	57/76505-00-058	03/15/18	\$ 1,189,769	\$ -	
Temecula Valley Unified	Riverside	Paloma Elementary	57/75192-00-010	03/20/18	\$ 1,520,714	\$ -	
Temecula Valley Unified	Riverside	Red Hawk Elementary	57/75192-00-011	03/20/18	\$ 2,813,360	\$ -	
Temecula Valley Unified	Riverside	Pauba Valley Elementary	57/75192-00-012	03/20/18	\$ 1,520,714	\$ -	
Long Beach Unified	Los Angeles	Roosevelt Elementary	57/64725-05-001	03/21/18	\$ 6,227,165	\$ -	
Los Angeles Unified	Los Angeles	Belmont Senior High	57/64733-00-666	03/21/18	\$ 2,606,931	\$ -	
Los Angeles Unified	Los Angeles	Balboa Gifted/High Ability Magnet Elementary	57/64733-00-667	03/21/18	\$ 784,830	\$ -	
Los Angeles Unified	Los Angeles	Millikan Middle	57/64733-00-668	03/21/18	\$ 956,714	\$ -	
Los Angeles Unified	Los Angeles	Lull Special Education	57/64733-00-669	03/21/18	\$ 696,153	\$ -	
Los Angeles Unified	Los Angeles	52nd Street Elementary	57/64733-00-670	03/21/18	\$ 2,152,602	\$ -	
Mother Lode Union Elementary	El Dorado	Indian Creek Elementary	57/61929-00-005	03/22/18	\$ 2,336,628	\$ -	
Waugh Elementary	Sonoma	Meadow Elementary	57/70995-00-001	03/22/18	\$ 1,033,178	\$ -	
Benicia Unified	Solano	Joe Henderson Elementary	57/70524-00-010	03/23/18	\$ 724,721	\$ -	
Benicia Unified	Solano	Benicia Middle	57/70524-00-011	03/26/18	\$ 830,584	\$ -	
Benicia Unified	Solano	Matthew Turner Elementary	57/70524-00-012	03/26/18	\$ 787,575	\$ -	
Los Angeles Unified	Los Angeles	El Camino Real High	57/64733-44-006	03/28/18	\$ 1,071,828	\$ -	
Livingston Union	Merced	Campus Park Elementary	57/65748-00-003	03/28/18	\$ 1,398,819	\$ -	
Livingston Union	Merced	Selma Herndon Elementary	57/65748-00-004	03/28/18	\$ 1,233,166	\$ -	
Livingston Union	Merced	Yamato Colony Elementary	57/65748-00-005	03/28/18	\$ 2,686,921	\$ -	
Cutler-Orosi Joint Unified	Tulare	Palm Elementary	57/71860-00-010	03/28/18	\$ 1,020,048	\$ -	
Cutler-Orosi Joint Unified	Tulare	Golden Valley Elementary	57/71860-00-011	03/28/18	\$ 3,172,443	\$ -	
Cutler-Orosi Joint Unified	Tulare	El Monte Middle	57/71860-00-012	03/28/18	\$ 1,744,081	\$ -	
Dublin Unified	Alameda	Dublin High	57/75093-00-010	03/28/18	\$ 9,246,629	\$ -	
Temple City Unified	Los Angeles	Longden Elementary	57/65052-00-012	03/30/18	\$ 4,207,743	\$ -	
Alvord Unified	Riverside	Valley View Elementary	57/66977-00-019	03/30/18	\$ 1,134,030	\$ -	
Santa Ynez Valley Union High	Santa Barbara	Santa Ynez Valley Union High	57/69328-00-002	03/30/18	\$ 9,690,985	\$ -	
Delano Union Elementary	Kern	Albany Park Elementary	57/63404-00-004	04/02/18	\$ 2,143,037	\$ 1,428,691	
Delano Union Elementary	Kern	Nueva Vista Language Academy	57/63404-00-005	04/02/18	\$ 2,479,934	\$ 1,653,289	
Standard Elementary	Kern	Standard Middle	57/63792-00-002	04/02/18	\$ 6,160,251	\$ -	
Buckeye Union Elementary	El Dorado	Blue Oak Elementary	57/61838-00-008	04/03/18	\$ 2,975,476	\$ -	
Los Angeles Unified	Los Angeles	Venice Senior High	57/64733-00-671	04/04/18	\$ 7,404,266	\$ -	
Los Angeles Unified	Los Angeles	San Fernando Middle	57/64733-28-016	04/04/18	\$ 2,280,771	\$ -	
Benicia Unified	Solano	Mary Farmar Elementary	57/70524-00-013	04/05/18	\$ 728,292	\$ -	
Benicia Unified	Solano	Robert Semple Elementary	57/70524-00-014	04/05/18	\$ 728,292	\$ -	
Los Angeles Unified	Los Angeles	Los Angeles Center for Enriched Studies	57/64733-00-672	04/11/18	\$ 3,988,704	\$ -	
San Bernardino City Unified	San Bernardino	San Andreas High	57/67876-00-107	04/11/18	\$ 646,695	\$ -	
Irvine Unified	Orange	Rancho San Joaquin Middle	57/73650-00-030	04/11/18	\$ 543,617	\$ -	
Mujroc Joint Unified	Kern	Bailey Avenue Elementary	57/63685-00-009	04/12/18	\$ 3,160,473	\$ 2,106,982	
Coalinga-Huron Unified	Fresno	Huron Elementary	57/62125-00-008	04/13/18	\$ 3,663,751	\$ -	
Davis Joint Unified	Yolo	Davis Senior High	57/72678-00-014	04/13/18	\$ 1,399,278	\$ -	
Benicia Unified	Solano	Benicia High	57/70524-00-015	04/16/18	\$ 3,765,446	\$ -	
Fullerton Joint Union High	Orange	Sunny Hills High	57/66514-00-019	04/17/18	\$ 98,846	\$ -	
Fullerton Joint Union High	Orange	Troy High	57/66514-00-020	04/17/18	\$ 1,713,218	\$ -	
Los Angeles Unified	Los Angeles	Chatsworth High	57/64733-00-673	04/18/18	\$ 4,929,033	\$ -	
Los Angeles Unified	Los Angeles	Lorena Street Elementary	57/64733-00-674	04/18/18	\$ 1,037,103	\$ -	
Los Angeles Unified	Los Angeles	Banning (Phineas) Senior High	57/64733-32-024	04/18/18	\$ 1,041,187	\$ -	
Clay Joint Elementary	Fresno	Clay Elementary	57/62109-00-003	04/19/18	\$ 772,104	\$ -	
Elk Grove Unified	Sacramento	Elk Grove Elementary	57/67314-00-025	04/23/18	\$ 1,016,091	\$ -	
Tahoe-Truckee Unified	Placer	Glenshire Elementary	57/66944-00-014	04/24/18	\$ 837,536	\$ -	
Sacramento City Unified	Sacramento	C K McClatchy High	57/67439-00-076	04/24/18	\$ 2,545,153	\$ -	
South San Francisco Unified	San Mateo	South San Francisco High	57/69070-00-017	04/24/18	\$ 746,113	\$ -	
Cupertino Union	Santa Clara	Cupertino Middle	57/69419-00-026	04/24/18	\$ 3,096,480	\$ -	

SFP APPLICATIONS
 Modernization School Facilities Program
 - Workload as of January 31, 2020 -

District	County	Site Name	Application Number	OPSC Date Received	Estimated State Grant (a)	Financial Hardship (b)	Notification Occurred**
Cupertino Union	Santa Clara	Manuel De Vargas Elementary	57/69419-00-027	04/24/18	\$ 632,641	\$ -	-
Cupertino Union	Santa Clara	Montclair Elementary	57/69419-00-028	04/24/18	\$ 647,975	\$ -	-
Golden Plains Unified	Fresno	Tranquillity High	57/75234-00-005	04/24/18	\$ 1,386,105	\$ -	-
Los Angeles Unified	Los Angeles	Verdugo Hills Senior High	57/64733-00-675	04/25/18	\$ 2,416,917	\$ -	-
Los Angeles Unified	Los Angeles	Gridley Street Elementary	57/64733-00-676	04/25/18	\$ 1,095,306	\$ -	-
Los Angeles Unified	Los Angeles	Sylmar Senior High	57/64733-00-677	04/25/18	\$ 866,850	\$ -	-
Los Angeles Unified	Los Angeles	Taft (William Howard) Senior High	57/64733-00-678	04/25/18	\$ 1,124,582	\$ -	-
Los Angeles Unified	Los Angeles	Reseda Elementary	57/64733-00-679	04/25/18	\$ 685,352	\$ -	-
Los Angeles Unified	Los Angeles	Coldwater Canyon Elementary	57/64733-00-680	04/25/18	\$ 3,245,312	\$ -	-
Los Angeles Unified	Los Angeles	Thomas Jefferson Senior High	57/64733-13-010	04/25/18	\$ 1,883,555	\$ -	-
Los Angeles Unified	Los Angeles	Carson Senior High	57/64733-54-027	04/25/18	\$ 6,125,746	\$ -	-
Lakeport Unified	Lake	Clear Lake High	57/64030-00-008	04/26/18	\$ 784,683	\$ -	-
Black Butte Union Elementary	Shasta	Black Butte Elementary	57/69880-00-003	05/01/18	\$ 796,401	\$ -	-
Los Angeles Unified	Los Angeles	Annalee Avenue Elementary	57/64733-00-681	05/02/18	\$ 668,195	\$ -	-
Los Angeles Unified	Los Angeles	Alexander Hamilton Senior High	57/64733-00-682	05/02/18	\$ 1,207,579	\$ -	-
Los Angeles Unified	Los Angeles	Walter Reed Middle	57/64733-00-683	05/02/18	\$ 1,630,748	\$ -	-
Los Angeles Unified	Los Angeles	Downtown Business High	57/64733-00-684	05/02/18	\$ 5,096,247	\$ -	-
Los Angeles Unified	Los Angeles	Joseph Le Conte Middle	57/64733-00-685	05/02/18	\$ 609,079	\$ -	-
Las Virgenes Unified	Los Angeles	Lupin Hill Elementary	57/64683-00-010	05/03/18	\$ 907,224	\$ -	-
Centinela Valley Union High	Los Angeles	Lawndale High	57/64352-00-007	05/04/18	\$ 1,666,540	\$ -	-
Golden Plains Unified	Fresno	Helm Elementary	57/75234-00-006	05/04/18	\$ 273,216	\$ -	-
South San Francisco Unified	San Mateo	Spruce Elementary	57/69070-00-018	05/07/18	\$ 963,293	\$ -	-
South San Francisco Unified	San Mateo	Ponderosa Elementary	57/69070-00-019	05/07/18	\$ 667,709	\$ -	-
Cupertino Union	Santa Clara	Nelson S Dilworth Elementary	57/69419-00-029	05/07/18	\$ 510,003	\$ -	-
Soquel Union Elementary	Santa Cruz	Soquel Elementary	57/69849-00-006	05/07/18	\$ 227,584	\$ -	-
Soquel Union Elementary	Santa Cruz	Santa Cruz Gardens Elementary	57/69849-00-007	05/07/18	\$ 45,993	\$ -	-
Soquel Union Elementary	Santa Cruz	Main Street Elementary	57/69849-00-008	05/07/18	\$ 484,424	\$ -	-
Kelseyville Unified	Lake	Kelseyville High	57/64014-00-002	05/08/18	\$ 3,235,923	\$ -	-
Visalia Unified	Tulare	Goshen Elementary	57/72256-00-023	05/08/18	\$ 1,637,692	\$ -	-
Visalia Unified	Tulare	Mt Whitney High	57/72256-00-024	05/08/18	\$ 1,606,243	\$ -	-
Visalia Unified	Tulare	Redwood High	57/72256-00-025	05/08/18	\$ 673,562	\$ -	-
Visalia Unified	Tulare	Royal Oaks Elementary	57/72256-00-026	05/08/18	\$ 859,384	\$ -	-
Norwalk-La Mirada Unified	Los Angeles	Julia B Morrison Elementary	57/64840-00-030	05/10/18	\$ 178,787	\$ -	-
Oxnard	Ventura	Harrington Elementary	57/72538-00-027	05/10/18	\$ 584,890	\$ -	-
Irvine Unified	Orange	Brywood Elementary	57/73650-00-031	05/10/18	\$ 2,870,668	\$ -	-
Hollister	San Benito	Rancho San Justo	57/67470-00-003	05/11/18	\$ 1,567,920	\$ -	-
Willows Unified	Glenn	Willows High	57/62661-00-005	05/15/18	\$ 2,842,688	\$ -	-
Los Angeles Unified	Los Angeles	Logan Street Elementary	57/64733-00-686	05/15/18	\$ 656,134	\$ -	-
Los Angeles Unified	Los Angeles	Humphreys Avenue Elementary	57/64733-00-687	05/15/18	\$ 6,897,346	\$ -	-
Los Angeles Unified	Los Angeles	Audubon Middle	57/64733-00-688	05/15/18	\$ 3,835,933	\$ -	-
Los Angeles Unified	Los Angeles	Francisco Bravo Medical Magnet High	57/64733-00-689	05/15/18	\$ 1,895,608	\$ -	-
Los Angeles Unified	Los Angeles	Loyola Village Elementary	57/64733-00-690	05/15/18	\$ 561,038	\$ -	-
Los Angeles Unified	Los Angeles	Theodore Roosevelt Senior High	57/64733-05-018	05/15/18	\$ 2,530,954	\$ -	-
Barstow Unified	San Bernardino	Skyline North Elementary	57/67611-00-002	05/16/18	\$ 2,775,233	\$ -	-
Twin Rivers Unified	Sacramento	Pacific Career and Technology High	57/76505-00-059	05/16/18	\$ 2,455,163	\$ -	-
Twin Rivers Unified	Sacramento	Hazel Strauch Elementary	57/76505-00-060	05/16/18	\$ 1,475,739	\$ -	-
Twin Rivers Unified	Sacramento	Sierra View Elementary	57/76505-00-061	05/16/18	\$ 662,000	\$ -	-
Twin Rivers Unified	Sacramento	Pioneer Elementary	57/76505-00-062	05/16/18	\$ 1,116,763	\$ -	-
Twin Rivers Unified	Sacramento	Kohler Elementary	57/76505-00-063	05/16/18	\$ 540,891	\$ -	-
Coalinga-Huron Unified	Fresno	Sunset Elementary	57/62125-00-009	05/17/18	\$ 1,901,985	\$ -	-
Coalinga-Huron Unified	Fresno	Henry F Bishop Elementary	57/62125-00-010	05/17/18	\$ 654,137	\$ -	-
Hollister	San Benito	Gabilan Hills	57/67470-00-004	05/17/18	\$ 896,187	\$ -	-
Gravenstein Union Elementary	Sonoma	Gravenstein Elementary	57/70714-00-003	05/17/18	\$ 2,144,261	\$ -	-
Wasco Union Elementary	Kern	Palm Avenue Elementary	57/63842-00-004	05/21/18	\$ 949,748	\$ 633,165	-
Elk Grove Unified	Sacramento	Union House Elementary	57/67314-00-026	05/21/18	\$ 1,603,056	\$ -	-
Tustin Unified	Orange	Robert Heideman Elementary	57/73643-00-022	05/21/18	\$ 2,913,416	\$ -	-
Konocti Unified	Lake	Konocti Education Center	57/64022-00-012	05/22/18	\$ 872,113	\$ -	-
Los Angeles Unified	Los Angeles	Charles Maclay Middle	57/64733-00-691	05/22/18	\$ 2,688,503	\$ -	-
Los Angeles Unified	Los Angeles	Forty-Ninth Street Elementary	57/64733-00-692	05/22/18	\$ 551,314	\$ -	-
Los Angeles Unified	Los Angeles	Apperson Street Elementary	57/64733-00-693	05/22/18	\$ 838,001	\$ -	-
Los Angeles Unified	Los Angeles	Los Angeles High	57/64733-00-694	05/22/18	\$ 3,975,731	\$ -	-
Los Angeles Unified	Los Angeles	Garden Grove Elementary	57/64733-00-695	05/22/18	\$ 711,536	\$ -	-
Round Valley Unified	Mendocino	Round Valley High	57/65607-00-001	05/22/18	\$ 1,003,579	\$ -	-

SFP APPLICATIONS
 Modernization School Facilities Program
 - Workload as of January 31, 2020 -

District	County	Site Name	Application Number	OPSC Date Received	Estimated State Grant (a)	Financial Hardship (b)	Notification Occurred**
Round Valley Unified	Mendocino	Round Valley Elementary	57/65607-00-002	05/22/18	\$ 1,554,144	\$ -	-
Jurupa Unified	Riverside	Glen Avon Elementary	57/67090-00-015	05/22/18	\$ 3,271,033	\$ -	-
Grossmont Union High	San Diego	Valhalla High	57/68130-12-001	05/22/18	\$ 424,477	\$ -	-
San Dieguito Union High	San Diego	Torrey Pines High	57/68346-00-007	05/22/18	\$ 13,663,077	\$ -	-
Morgan Hill Unified	Santa Clara	Paradise Valley Engineering Academy	57/69583-00-012	05/22/18	\$ 2,318,970	\$ -	-
Morgan Hill Unified	Santa Clara	Paradise Valley Engineering Academy	57/69583-00-013	05/22/18	\$ 614,091	\$ -	-
Oxnard	Ventura	Lemonwood Elementary	57/72538-00-028	05/24/18	\$ 818,846	\$ -	-
Elk Grove Unified	Sacramento	John Reith Elementary	57/67314-00-027	05/25/18	\$ 2,635,486	\$ -	-
Los Angeles Unified	Los Angeles	Emerson (Ralph Waldo) Junior M	57/64733-00-696	05/29/18	\$ 1,002,746	\$ -	-
Los Angeles Unified	Los Angeles	Johnnie Cochran, Jr, Middle	57/64733-00-697	05/29/18	\$ 2,116,017	\$ -	-
Los Angeles Unified	Los Angeles	North Hollywood Senior High	57/64733-22-014	05/29/18	\$ 3,567,845	\$ -	-
West Covina Unified	Los Angeles	West Covina High	57/65094-00-014	05/30/18	\$ 4,443,279	\$ -	-
San Juan Unified	Sacramento	Fair Oaks Elementary	57/67447-00-063	05/30/18	\$ 1,347,587	\$ -	-
Hollister	San Benito	R O Hardin Elementary	57/67470-00-005	05/30/18	\$ 4,306,262	\$ -	-
Atascadero Unified	San Luis Obispo	Santa Margarita Elementary	57/68700-00-007	05/30/18	\$ 2,043,520	\$ -	-
Santa Ana Unified	Orange	Washington Elementary	57/66670-00-053	05/31/18	\$ 4,236,001	\$ -	-
Cambrian	Santa Clara	Ida Price Middle	57/69385-00-014	06/04/18	\$ 2,259,551	\$ -	-
Cambrian	Santa Clara	Steindorf STEAM K-8 Magnet	57/69385-00-015	06/04/18	\$ 2,739,367	\$ -	-
Cambrian	Santa Clara	Bagby Elementary	57/69385-00-016	06/04/18	\$ 410,783	\$ -	-
Cambrian	Santa Clara	Farnham Elementary	57/69385-00-017	06/04/18	\$ 874,369	\$ -	-
Cambrian	Santa Clara	Fammatre Elementary	57/69385-00-018	06/04/18	\$ 884,080	\$ -	-
Dublin Unified	Alameda	Murray Elementary	57/75093-00-011	06/05/18	\$ 2,238,407	\$ -	-
Clovis Unified	Fresno	Lincoln Elementary	57/62117-00-057	06/06/18	\$ 616,620	\$ -	-
Dublin Unified	Alameda	Wells Middle	57/75093-00-012	06/06/18	\$ 1,048,020	\$ -	-
Dublin Unified	Alameda	Wells Middle	57/75093-00-013	06/06/18	\$ 1,870,401	\$ -	-
Dublin Unified	Alameda	Dublin Elementary	57/75093-00-014	06/06/18	\$ 2,924,401	\$ -	-
Galt Joint Union High	Sacramento	Galt High	57/67355-00-002	06/08/18	\$ 4,162,983	\$ -	-
San Bernardino City Unified	San Bernardino	San Bernardino High	57/67876-00-108	06/12/18	\$ 2,511,541	\$ -	-
Los Angeles Unified	Los Angeles	Cienega Elementary	57/64733-00-698	06/13/18	\$ 1,370,920	\$ -	-
Los Angeles Unified	Los Angeles	Canoga Park Senior High	57/64733-00-699	06/13/18	\$ 4,964,944	\$ -	-
Los Angeles Unified	Los Angeles	Harrison Street Elementary	57/64733-00-700	06/13/18	\$ 1,024,516	\$ -	-
Riverdale Joint Unified	Fresno	Riverdale Elementary	57/75408-00-006	06/14/18	\$ 690,356	\$ -	-
Tracy Joint Unified	San Joaquin	Central Elementary	57/75499-00-012	06/14/18	\$ 2,987,345	\$ -	-
Solana Beach Elementary	San Diego	Solana Highlands Elementary	57/68387-00-003	06/15/18	\$ 2,573,516	\$ -	-
Barstow Unified	San Bernardino	Barstow Fine Arts Academy (formerly Barstow Inter	57/67611-00-003	06/18/18	\$ 4,053,288	\$ -	-
Pleasant View Elementary	Tulare	Pleasant View Elementary	57/72058-00-002	06/18/18	\$ 1,278,676	\$ 852,451	-
Twin Rivers Unified	Sacramento	Harmon Johnson Elementary	57/76505-00-064	06/19/18	\$ 4,102,973	\$ -	-
Centralia Elementary	Orange	George B Miller Elementary	57/66472-00-011	06/22/18	\$ 332,218	\$ -	-
Centralia Elementary	Orange	Raymond Temple Elementary	57/66472-00-012	06/22/18	\$ 687,831	\$ -	-
Grossmont Union High	San Diego	El Cajon Valley High	57/68130-00-028	06/22/18	\$ 3,143,831	\$ -	-
Sweetwater Union High	San Diego	Bonita Vista Middle	57/68411-00-049	06/25/18	\$ 1,419,295	\$ -	-
San Marcos Unified	San Diego	La Costa Meadows Elementary	57/73791-00-008	06/25/18	\$ 4,494,708	\$ -	-
Colton Joint Unified	San Bernardino	Michael D'Arcy Elementary	57/67686-00-025	06/26/18	\$ 607,820	\$ -	-
San Ramon Valley Unified	Contra Costa	California High	57/61804-00-034	06/28/18	\$ 3,194,794	\$ -	-
Clovis Unified	Fresno	Alta Sierra Intermediate	57/62117-00-058	06/28/18	\$ 4,357,733	\$ -	-
Santa Ana Unified	Orange	Garfield Elementary	57/66670-00-054	06/28/18	\$ 3,245,002	\$ -	-
Grossmont Union High	San Diego	West Hills High	57/68130-00-029	06/28/18	\$ 6,613,614	\$ -	-
Rescue Union Elementary	El Dorado	Lake Forest Elementary	57/61978-00-004	06/29/18	\$ 1,988,626	\$ -	-
Western Placer Unified	Placer	Glen Edwards Middle	57/66951-00-003	06/29/18	\$ 5,187,814	\$ -	-
Wright Elementary	Sonoma	J X Wilson Elementary	57/71035-00-003	07/03/18	\$ 290,190	\$ -	-
Hydesville Elementary	Humboldt	Hydesville Elementary	57/62885-00-002	07/06/18	\$ 259,295	\$ -	-
Elk Grove Unified	Sacramento	Samuel Jackman Middle	57/67314-00-028	07/09/18	\$ 3,294,373	\$ -	-
Elk Grove Unified	Sacramento	Eddy Middle School	57/67314-00-029	07/09/18	\$ 4,124,718	\$ -	-
Elk Grove Unified	Sacramento	David Reese Elementary	57/67314-00-030	07/09/18	\$ 1,585,986	\$ -	-
Elk Grove Unified	Sacramento	Jackson Elementary	57/67314-00-031	07/09/18	\$ 1,792,428	\$ -	-
Elk Grove Unified	Sacramento	Florin Elementary	57/67314-00-032	07/10/18	\$ 2,821,509	\$ -	-
Los Angeles Unified	Los Angeles	Dodson Middle School	57/64733-20-020	07/11/18	\$ 2,394,270	\$ -	-
Muroc Joint Unified	Kern	Boron Junior-Senior High	57/63685-00-010	07/12/18	\$ 3,108,287	\$ -	-
Del Norte County Unified	Del Norte	Joe Hamilton Elementary	57/61820-00-007	07/13/18	\$ 500,295	\$ -	-
Golden Plains Unified	Fresno	San Joaquin Elementary	57/75234-00-007	07/13/18	\$ 3,776,997	\$ -	-
Imperial County Office of Education	Imperial	De Anza 9th Grade Academy	57/10132-00-002	07/16/18	\$ 319,723	\$ 213,149	-
Elk Grove Unified	Sacramento	Florin High	57/67314-00-033	07/16/18	\$ 6,021,182	\$ -	-
Solana Beach Elementary	San Diego	Skyline Elementary	57/68387-00-004	07/17/18	\$ 591,537	\$ -	-

SFP APPLICATIONS
 Modernization School Facilities Program
 - Workload as of January 31, 2020 -

District	County	Site Name	Application Number	OPSC Date Received	Estimated State Grant (a)	Financial Hardship (b)	Notification Occurred**
Firebaugh-Las Deltas Unified	Fresno	Firebaugh Middle	57/73809-00-006	07/17/18	\$ 513,079	\$ -	-
Norwalk-La Mirada Unified	Los Angeles	Los Alisos Middle	57/64840-00-031	07/18/18	\$ 1,508,943	\$ -	-
Fountain Valley Elementary	Orange	Masuda (Kazuo) Middle	57/66498-00-012	07/19/18	\$ 2,829,122	\$ -	-
La Honda-Pescadero Unified	San Mateo	La Honda Elementary	57/68940-00-001	07/19/18	\$ 769,626	\$ -	-
Sequoia Union High	San Mateo	Sequoia High	57/69062-00-038	07/19/18	\$ 2,850,756	\$ -	-
Franklin-McKinley Elementary	Santa Clara	Windmill Springs Elementary	57/69450-00-011	07/19/18	\$ 2,646,603	\$ -	-
Franklin-McKinley Elementary	Santa Clara	Windmill Springs Elementary	57/69450-00-012	07/19/18	\$ 577,483	\$ -	-
Torrance Unified	Los Angeles	Edward J Richardson Middle	57/65060-00-046	07/20/18	\$ 855,104	\$ -	-
Ocean View Elementary	Orange	Westmont Elementary	57/66613-00-023	07/20/18	\$ 148,414	\$ -	-
William S. Hart Union High	Los Angeles	Sierra Vista Junior High	57/65136-00-011	07/24/18	\$ 121,354	\$ -	-
Fullerton Joint Union High	Orange	La Habra High	57/66514-00-021	07/24/18	\$ 964,915	\$ -	-
Atascadero Unified	San Luis Obispo	Atascadero High	57/68700-00-008	07/24/18	\$ 1,343,650	\$ -	-
Fairfield-Suisun Unified	Solano	Fairview Elementary	57/70540-00-018	07/24/18	\$ 2,802,793	\$ -	-
Fairfield-Suisun Unified	Solano	Grange Middle	57/70540-00-019	07/24/18	\$ 1,245,177	\$ -	-
Dublin Unified	Alameda	Dublin Elementary	57/75093-00-015	07/24/18	\$ 1,034,478	\$ -	-
Norwalk-La Mirada Unified	Los Angeles	Arlie F Hutchinson Middle	57/64840-00-032	07/26/18	\$ 790,339	\$ -	-
Norwalk-La Mirada Unified	Los Angeles	Gardenhill Elementary	57/64840-00-033	07/26/18	\$ 197,889	\$ -	-
Garden Grove Unified	Orange	Merton E Hill Elementary	57/66522-00-087	07/26/18	\$ 228,917	\$ -	-
Garden Grove Unified	Orange	C C Violette Elementary	57/66522-00-088	07/26/18	\$ 697,426	\$ -	-
Garden Grove Unified	Orange	Heritage Elementary	57/66522-00-089	07/26/18	\$ 794,110	\$ -	-
Oxnard Elementary	Ventura	Elm Street Elementary	57/72538-00-029	07/27/18	\$ 404,879	\$ -	-
Oxnard Elementary	Ventura	McKinna Elementary	57/72538-00-030	07/27/18	\$ 467,912	\$ -	-
Healdsburg Unified	Sonoma	Healdsburg Junior High	57/75390-00-003	07/30/18	\$ 2,573,598	\$ -	-
Healdsburg Unified	Sonoma	Healdsburg High	57/75390-00-004	07/30/18	\$ 5,546,148	\$ -	-
Barstow Unified	San Bernardino	Barstow Junior High	57/67611-00-004	07/31/18	\$ 5,061,294	\$ -	-
Natomas Unified	Sacramento	Jefferson Elementary	57/75283-00-005	07/31/18	\$ 2,663,525	\$ -	-
Los Angeles Unified	Los Angeles	Walnut Park Elementary	57/64733-00-701	08/01/18	\$ 454,404	\$ -	-
Los Angeles Unified	Los Angeles	Fairfax Senior High	57/64733-00-702	08/01/18	\$ 1,160,178	\$ -	-
Anaheim Union High	Orange	John F Kennedy High	57/66431-00-018	08/02/18	\$ 1,533,622	\$ -	-
Anaheim Union High	Orange	John F Kennedy High	57/66431-00-019	08/02/18	\$ 1,942,357	\$ -	-
Exeter Unified	Tulare	Wilson Middle	57/76836-00-001	08/02/18	\$ 988,148	\$ -	-
Konocti Unified	Lake	Lower Lake Elementary	57/64022-00-013	08/06/18	\$ 2,618,613	\$ -	-
Pomona Unified	Los Angeles	Alcott Elementary	57/64907-00-032	08/06/18	\$ 583,195	\$ -	-
Pomona Unified	Los Angeles	Washington Elementary	57/64907-00-033	08/07/18	\$ 1,677,895	\$ -	-
Newcastle Elementary	Placer	Newcastle Elementary	57/66852-00-002	08/07/18	\$ 756,513	\$ 504,342	-
Los Nietos Elementary	Los Angeles	Los Nietos Middle	57/64758-00-005	08/08/18	\$ 4,492,891	\$ -	-
Whittier City Elementary	Los Angeles	Walter F Dexter Middle	57/65110-00-014	08/08/18	\$ 4,321,829	\$ -	-
Saddleback Valley Unified	Orange	Portola Hills Elementary	57/73635-00-040	08/08/18	\$ 4,443,161	\$ -	-
Berkeley Unified	Alameda	John Muir Elementary	57/61143-00-018	08/09/18	\$ 2,594,312	\$ -	-
Chico Unified	Butte	Neal Dow Elementary	57/61424-00-006	08/10/18	\$ 2,038,050	\$ -	-
Chico Unified	Butte	Marigold Elementary	57/61424-00-007	08/10/18	\$ 2,585,715	\$ -	-
Chico Unified	Butte	Loma Vista	57/61424-00-008	08/10/18	\$ 246,682	\$ -	-
Chico Unified	Butte	Shasta Elementary	57/61424-00-009	08/10/18	\$ 2,133,364	\$ -	-
San Antonio Union Elementary	Monterey	San Antonio Elementary	57/66167-00-002	08/13/18	\$ 196,390	\$ -	-
Fruitvale Elementary	Kern	Discovery Elementary	57/63479-00-003	08/14/18	\$ 3,053,627	\$ -	-
Fruitvale Elementary	Kern	Quailwood Elementary	57/63479-00-004	08/14/18	\$ 98,944	\$ -	-
Fruitvale Elementary	Kern	Fruitvale Junior High	57/63479-00-005	08/14/18	\$ 944,020	\$ -	-
Roberts Ferry Union Elementary	Stanislaus	Roberts Ferry Union Elementary	57/71233-00-002	08/15/18	\$ 53,085	\$ 35,390	-
Los Angeles Unified	Los Angeles	Widney (Joseph Pomeroy) High	58/64733-00-004*	08/15/18	\$ 464,881	\$ -	-
Willows Unified	Glenn	Willows Intermediate	57/62661-00-006	08/17/18	\$ 587,603	\$ -	-
Willows Unified	Glenn	Murdock Elementary	57/62661-00-007	08/17/18	\$ 2,003,968	\$ -	-
Santa Ana Unified	Orange	George Washington Carver Elementary	57/66670-00-055	08/17/18	\$ 2,972,873	\$ -	-
Irvine Unified	Orange	Canyon View Elementary	57/73650-00-032	08/17/18	\$ 1,671,074	\$ -	-
Hughson Unified	Stanislaus	Emilie J Ross Middle	57/75549-00-004	08/17/18	\$ 422,593	\$ -	-
Hughson Unified	Stanislaus	Hughson Elementary	57/75549-00-005	08/17/18	\$ 1,813,478	\$ -	-
Central Union Elementary	Kings	Akers Elementary	57/63883-00-001	08/22/18	\$ 3,604,760	\$ 2,403,173	-
Central Union Elementary	Kings	R J Neutra Elementary	57/63883-00-002	08/22/18	\$ 334,924	\$ 223,283	-
Central Union Elementary	Kings	Central Elementary	57/63883-00-003	08/22/18	\$ 210,870	\$ 140,580	-
Central Union Elementary	Kings	Stratford Elementary	57/63883-00-004	08/22/18	\$ 204,582	\$ 136,388	-
San Dieguito Union High	San Diego	San Dieguito High Academy	57/68346-00-008	08/23/18	\$ 5,284,508	\$ -	-
Ballico-Cressey Elementary	Merced	Ballico Elementary	57/65649-00-001	08/24/18	\$ 1,457,146	\$ 971,431	-
Ballico-Cressey Elementary	Merced	Cressey Elementary	57/65649-00-002	08/24/18	\$ 796,291	\$ 530,861	-
Huntington Beach City Elementary	Orange	Ralph E Hawes Elementary	57/66530-00-019	08/24/18	\$ 878,806	\$ -	-

SFP APPLICATIONS
Modernization School Facilities Program
- Workload as of January 31, 2020 -

District	County	Site Name	Application Number	OPSC Date Received	Estimated State Grant (a)	Financial Hardship (b)	Notification Occurred**
Tahoe-Truckee Unified	Placer	Kings Beach Elementary	57/66944-00-015	08/29/18	\$ 1,334,568	\$ -	-
Irvine Unified	Orange	Meadow Park Elementary	57/73650-00-033	08/29/18	\$ 2,526,142	\$ -	-
Lake Elementary	Glenn	Lake Elementary	57/62596-00-002	08/30/18	\$ 199,611	\$ 133,074	-
Rescue Union Elementary	El Dorado	Marina Village Middle	57/61978-00-005	08/31/18	\$ 3,517,807	\$ -	-
Nevada Joint Union High	Nevada	Bear River High	57/66357-00-011	08/31/18	\$ 1,701,785	\$ -	-
Nevada Joint Union High	Nevada	Nevada Union High	57/66357-00-012	08/31/18	\$ 2,688,984	\$ -	-
Galt Joint Union High	Sacramento	Galt High	57/67355-00-003	09/04/18	\$ 6,409,302	\$ -	-
Golden Plains Unified	Fresno	Tranquillity Elementary	57/75234-00-008	09/04/18	\$ 292,319	\$ -	-
Anaheim Union High	Orange	Dale Junior High	57/66431-00-020	09/05/18	\$ 2,140,488	\$ -	-
Alta Loma Elementary	San Bernardino	Hermosa Elementary	57/67595-00-007	09/05/18	\$ 2,690,494	\$ -	-
Alta Loma Elementary	San Bernardino	Deer Canyon Elementary	57/67595-00-008	09/05/18	\$ 2,877,659	\$ -	-
Central Union High	Imperial	Southwest High	57/63115-00-004	09/06/18	\$ 1,517,899	\$ -	-
Robla Elementary	Sacramento	Main Avenue Elementary	57/67421-00-002	09/06/18	\$ 1,349,608	\$ -	-
Campbell Union High	Santa Clara	Branham High	57/69401-00-022	09/06/18	\$ 1,886,758	\$ -	-
Jacoby Creek Elementary	Humboldt	Jacoby Creek	57/62893-00-002	09/07/18	\$ 226,432	\$ 150,955	-
Twin Rivers Unified	Sacramento	Vineland Elementary	57/76505-00-065	09/07/18	\$ 987,407	\$ -	-
Clovis Unified	Fresno	Liberty Elementary	57/62117-00-059	09/10/18	\$ 2,193,297	\$ -	-
Ripon Unified	San Joaquin	Colony Oak Elementary	57/68650-00-004	09/10/18	\$ 2,462,491	\$ -	-
South San Francisco Unified	San Mateo	Westborough Middle	57/69070-00-020	09/12/18	\$ 304,412	\$ -	-
Gilroy Unified	Santa Clara	Santa Clara High	57/69484-00-009	09/12/18	\$ 919,980	\$ -	-
Anaheim Union High	Orange	Savanna High	57/66431-00-022	09/13/18	\$ 3,673,572	\$ -	-
Tahoe-Truckee Unified	Placer	Donner Trail Elementary	57/66944-00-016	09/13/18	\$ 326,254	\$ -	-
Berkeley Unified	Alameda	Berkeley High	57/61143-00-019	09/14/18	\$ 17,680,064	\$ -	-
Berkeley Unified	Alameda	Jefferson Elementary	57/61143-00-020	09/14/18	\$ 841,012	\$ -	-
Burbank Unified	Los Angeles	George Washington Elementary	57/64337-00-021	09/14/18	\$ 565,643	\$ -	-
Burbank Unified	Los Angeles	Theodore Roosevelt Elementary	57/64337-00-022	09/14/18	\$ 1,282,669	\$ -	-
Castro Valley Unified	Alameda	Canyon Middle	57/61150-00-025	09/17/18	\$ 1,369,317	\$ -	-
Colton Joint Unified	San Bernardino	Colton Middle	57/67686-00-026	09/17/18	\$ 2,585,057	\$ -	-
Franklin-McKinley Elementary	Santa Clara	G W Hellyer Elementary	57/69450-00-013	09/17/18	\$ 1,394,725	\$ -	-
Washington Colony Elementary	Fresno	Washington Colony Elementary	57/62513-00-002	09/18/18	\$ 169,187	\$ 112,791	-
Elk Grove Unified	Sacramento	Union House Elementary	57/67314-00-034	09/18/18	\$ 1,338,228	\$ -	-
Kings River Union Elementary	Tulare	Kings River Elementary	57/71969-00-002	09/18/18	\$ 192,184	\$ 128,122	-
Anaheim Union High	Orange	Oxford Academy	57/66431-00-023	09/19/18	\$ 2,216,299	\$ -	-
Twin Rivers Unified	Sacramento	Frederick Joyce Elementary	57/76505-00-066	09/19/18	\$ 3,874,280	\$ -	-
Yuba County Office of Education	Yuba	Goldfield School (Sdl)	57/10587-00-003	09/20/18	\$ 367,576	\$ 245,051	-
Live Oak Unified	Sutter	Live Oak Middle	57/71399-00-002	09/21/18	\$ 1,003,548	\$ -	-
Live Oak Unified	Sutter	Luther Elementary	57/71399-00-003	09/21/18	\$ 610,682	\$ -	-
Clear Creek Elementary	Nevada	Clear Creek Elementary	57/66324-00-002	09/24/18	\$ 39,656	\$ 26,437	-
Anaheim Elementary	Orange	Marshall (John) Elementary	57/66423-00-032	09/24/18	\$ 8,260,797	\$ -	-
Berkeley Unified	Alameda	Willard Middle	57/61143-00-021	09/25/18	\$ 1,854,825	\$ -	-
Monroe Elementary	Fresno	Monroe Elementary	57/62323-00-001	09/25/18	\$ 153,017	\$ 102,011	-
Lakeport Unified	Lake	Terrace Middle	57/64030-00-009	09/25/18	\$ 1,743,589	\$ -	-
Fairfield-Suisun Unified	Solano	Dan O Root Elementary	57/70540-00-020	09/25/18	\$ 3,261,347	\$ -	-
Riverside Unified	Riverside	Polytechnic High	57/67215-00-035	09/26/18	\$ 3,692,426	\$ -	-
Pomona Unified	Los Angeles	Diamond Point Elementary	57/64907-00-034	09/27/18	\$ 468,070	\$ -	-
Pomona Unified	Los Angeles	Montvue Elementary	57/64907-00-035	09/27/18	\$ 472,591	\$ -	-
Folsom-Cordova Unified	Sacramento	Oak Chan Elementary	57/67330-21-006	09/28/18	\$ 2,362,326	\$ -	-
Ripon Unified	San Joaquin	Weston Elementary	57/68650-00-005	09/28/18	\$ 2,288,270	\$ -	-
Roseville Joint Union High	Placer	Oakmont High	57/66928-00-004	10/01/18	\$ 2,152,365	\$ -	-
San Ramon Valley Unified	Contra Costa	Montevideo Elementary	57/61804-00-035	10/02/18	\$ 2,858,942	\$ -	-
Norwalk-La Mirada Unified	Los Angeles	Norwalk High	57/64840-00-034	10/03/18	\$ 1,726,535	\$ -	-
San Ramon Valley Unified	Contra Costa	Green Valley Elementary	57/61804-00-036	10/04/18	\$ 3,312,817	\$ -	-
Grossmont Union High	San Diego	Grossmont High	57/68130-00-030	10/05/18	\$ 3,110,103	\$ -	-
Grossmont Union High	San Diego	Helix High	57/68130-00-031	10/08/18	\$ 3,895,700	\$ -	-
Alameda Unified	Alameda	Edison Elementary	57/61119-00-020	10/09/18	\$ 974,685	\$ -	-
San Ramon Valley Unified	Contra Costa	Golden View Elementary	57/61804-00-037	10/09/18	\$ 3,191,788	\$ -	-
Westside Elementary	Fresno	Westside Elementary	57/62547-00-001	10/09/18	\$ 160,144	\$ 106,763	-
Compton Unified	Los Angeles	Centennial High	57/73437-01-042	10/10/18	\$ 855,992	\$ -	-
Compton Unified	Los Angeles	Dominguez High	57/73437-01-043	10/10/18	\$ 1,833,817	\$ -	-
San Ramon Valley Unified	Contra Costa	Rancho Romero Elementary	57/61804-00-038	10/12/18	\$ 659,074	\$ -	-
Alvina Elementary	Fresno	Alvina Elementary Charter	57/61994-00-001	10/12/18	\$ 125,412	\$ 83,608	-
Grossmont Union High	San Diego	Granite Hills High	57/68130-00-032	10/12/18	\$ 1,031,181	\$ -	-
San Marcos Unified	San Diego	San Marcos Middle	57/73791-00-009	10/15/18	\$ 2,917,239	\$ -	-

SFP APPLICATIONS
 Modernization School Facilities Program
 - Workload as of January 31, 2020 -

District	County	Site Name	Application Number	OPSC Date Received	Estimated State Grant (a)	Financial Hardship (b)	Notification Occurred**
Alview-Dairyland Union Elementary	Madera	Alview Elementary	57/65177-00-003	10/16/18	\$ 126,175	\$ 84,116	
Alview-Dairyland Union Elementary	Madera	Dairyland Elementary	57/65177-00-004	10/16/18	\$ 137,620	\$ 91,747	
San Diego Unified	San Diego	Logan K-8	57/68338-00-231	10/16/18	\$ 2,655,019	\$ -	
Nevada Joint Union High	Nevada	Bear River High	57/66357-00-013	10/17/18	\$ 894,488	\$ -	
Nevada Joint Union High	Nevada	Bear River High	57/66357-00-014	10/17/18	\$ 1,538,138	\$ -	
Anaheim Union High	Orange	Polaris High (Alternative)	57/66431-00-024	10/17/18	\$ 3,621,798	\$ -	
Visalia Unified	Tulare	Ivanhoe Elementary	57/72256-00-027	10/17/18	\$ 2,980,599	\$ -	
Visalia Unified	Tulare	Washington Elementary	57/72256-00-028	10/17/18	\$ 1,855,395	\$ -	
Visalia Unified	Tulare	Crowley Elementary	57/72256-00-029	10/17/18	\$ 3,280,063	\$ -	
Contra Costa County Office of Education	Contra Costa	Liberty High	57/10074-00-004	10/18/18	\$ 160,969	\$ 107,312	
Chicago Park Elementary	Nevada	Chicago Park Elementary	57/66316-00-002	10/18/18	\$ 21,527	\$ 14,351	
Chicago Park Elementary	Nevada	Chicago Park Community Charter	57/66316-00-003	10/18/18	\$ 42,717	\$ 28,478	
Rescue Union Elementary	El Dorado	Green Valley Elementary	57/61978-00-006	10/22/18	\$ 2,690,494	\$ -	
Alta Loma Elementary	San Bernardino	Vineyard Junior High	57/67595-00-009	10/22/18	\$ 3,973,736	\$ -	
Alta Loma Elementary	San Bernardino	Victoria Groves Elementary	57/67595-00-010	10/23/18	\$ 2,716,628	\$ -	
Long Beach Unified	Los Angeles	Webster Elementary	57/64725-00-022	10/24/18	\$ 4,070,543	\$ -	
Davis Joint Unified	Yolo	Cesar Chavez Elementary	57/72678-00-015	10/24/18	\$ 1,251,636	\$ -	
Lafayette Elementary	Contra Costa	M H Stanley Middle	57/61713-00-005	10/25/18	\$ 3,057,118	\$ -	
Lafayette Elementary	Contra Costa	Lafayette Elementary	57/61713-00-006	10/25/18	\$ 201,590	\$ -	
Lafayette Elementary	Contra Costa	Happy Valley Elementary	57/61713-00-007	10/25/18	\$ 802,496	\$ -	
Long Beach Unified	Los Angeles	Mann Elementary	57/64725-00-023	10/25/18	\$ 1,187,052	\$ -	
Long Beach Unified	Los Angeles	Lindsey Academy	57/64725-00-024	10/25/18	\$ 2,263,506	\$ -	
Long Beach Unified	Los Angeles	Garfield Elementary	57/64725-00-025	10/25/18	\$ 2,719,384	\$ -	
Long Beach Unified	Los Angeles	Stephens Middle	57/64725-00-026	10/25/18	\$ 3,365,831	\$ -	
Long Beach Unified	Los Angeles	Rogers Middle	57/64725-00-027	10/25/18	\$ 1,501,644	\$ -	
Long Beach Unified	Los Angeles	Lowell Elementary	57/64725-00-028	10/25/18	\$ 6,454,309	\$ -	
Long Beach Unified	Los Angeles	Kettering Elementary	57/64725-00-029	10/25/18	\$ 2,974,945	\$ -	
Long Beach Unified	Los Angeles	Jefferson Leadership Academies	57/64725-00-030	10/25/18	\$ 10,307,408	\$ -	
Long Beach Unified	Los Angeles	McKinley Elementary	57/64725-00-031	10/25/18	\$ 4,860,576	\$ -	
Napa Valley Unified	Napa	River Charter	57/66266-00-031	10/25/18	\$ 725,438	\$ -	
Cupertino Union	Santa Clara	John F Kennedy Middle	57/69419-00-030	10/26/18	\$ 1,171,653	\$ -	
Sylvan Union Elementary	Stanislaus	Orchard Elementary	57/71290-00-009	10/26/18	\$ 2,920,825	\$ -	
Sylvan Union Elementary	Stanislaus	Sylvan Elementary	57/71290-00-010	10/26/18	\$ 2,914,989	\$ -	
Castro Valley Unified	Alameda	Castro Valley High	57/61150-00-026	10/29/18	\$ 2,534,802	\$ -	
Dixie Elementary	Marin	Dixie Elementary	57/65318-00-005	10/29/18	\$ 1,046,163	\$ -	
Dixie Elementary	Marin	Mary E Silveira Elementary	57/65318-00-006	10/29/18	\$ 1,672,947	\$ -	
Dixie Elementary	Marin	Vallecito Elementary	57/65318-00-007	10/29/18	\$ 2,100,176	\$ -	
Grossmont Union High	San Diego	Monte Vista High	57/68130-00-033	10/29/18	\$ 182,570	\$ -	
Monterey Peninsula Unified	Monterey	Central Coast High	57/66092-00-027	10/30/18	\$ 753,791	\$ -	
Orange Unified	Orange	Orange High	57/66621-00-054	10/30/18	\$ 4,111,981	\$ -	
Tahoe-Truckee Unified	Placer	Truckee Elementary	57/66944-00-017	10/30/18	\$ 2,843,377	\$ -	
South San Francisco Unified	San Mateo	Junipero Serra Elementary	57/69070-00-021	10/30/18	\$ 719,036	\$ -	
Coalinga-Huron Unified	Fresno	Coalinga High	57/62125-00-011	10/31/18	\$ 2,081,923	\$ -	
Central Union High	Imperial	Central Union High	57/63115-00-005	10/31/18	\$ 7,303,418	\$ 4,868,945	
McSwain Union Elementary	Merced	McSwain Elementary	57/65763-00-004	10/31/18	\$ 1,413,052	\$ 942,035	
San Juan Unified	Sacramento	Dyer-Kelly Elementary	57/67447-00-064	10/31/18	\$ 941,416	\$ -	
San Juan Unified	Sacramento	Greer Elementary	57/67447-00-065	10/31/18	\$ 731,760	\$ -	
San Ramon Valley Unified	Contra Costa	Vista Grande Elementary	57/61804-00-039	11/01/18	\$ 650,568	\$ -	
Centralia Elementary	Orange	Buena Terra Elementary	57/66472-00-013	11/02/18	\$ 102,941	\$ -	
Corcoran Joint Unified	Kings	Corcoran High	57/63891-00-013	11/05/18	\$ 1,150,070	\$ -	
Long Beach Unified	Los Angeles	Lakewood High	57/64725-00-032	11/06/18	\$ 2,119,315	\$ -	
Long Beach Unified	Los Angeles	Riley Elementary	57/64725-00-033	11/06/18	\$ 5,656,656	\$ -	
Long Beach Unified	Los Angeles	MacArthur Elementary	57/64725-00-034	11/06/18	\$ 4,787,307	\$ -	
Caruthers Unified	Fresno	Caruthers Elementary	57/75598-00-004	11/06/18	\$ 4,296,680	\$ -	
Clovis Unified	Fresno	Clovis East High	57/62117-00-060	11/07/18	\$ 4,150,531	\$ -	
Clovis Unified	Fresno	Reyburn Intermediate	57/62117-00-061	11/07/18	\$ 2,134,400	\$ -	
Carpinteria Unified	Santa Barbara	Carpinteria Senior High	57/69146-00-005	11/08/18	\$ 2,701,648	\$ -	
Carpinteria Unified	Santa Barbara	Carpinteria Senior High	57/69146-00-006	11/08/18	\$ 4,918,787	\$ -	
Fairfield-Suisun Unified	Solano	E Ruth Sheldon Academy of Innovative Learning	57/70540-00-021	11/08/18	\$ 2,257,059	\$ -	
Jurupa Unified	Riverside	West Riverside Elementary	57/67090-00-016	11/09/18	\$ 3,725,685	\$ -	
Val Verde Unified	Riverside	Rancho Verde High	57/75242-00-003	11/09/18	\$ 12,507,420	\$ -	
Galt Joint Union Elementary	Sacramento	Valley Oaks Elementary	57/67348-00-002	11/13/18	\$ 3,144,369	\$ -	
Mountain View Whisman	Santa Clara	Gabriela Mistral Elementary	57/69591-00-005	11/13/18	\$ 2,919,174	\$ -	

SFP APPLICATIONS
 Modernization School Facilities Program
 - Workload as of January 31, 2020 -

District	County	Site Name	Application Number	OPSC Date Received	Estimated State Grant (a)	Financial Hardship (b)	Notification Occurred**
Centralia Elementary	Orange	Danbrook Elementary	57/66472-00-014	11/14/18	\$ 193,776	\$ -	-
Santa Ana Unified	Orange	Valley High	57/66670-00-056	11/14/18	\$ 2,414,147	\$ -	-
Western Placer Unified	Placer	Lincoln High	57/66951-00-004	11/14/18	\$ 5,731,319	\$ -	-
San Rafael City High	Marin	San Rafael High	57/65466-00-005	11/16/18	\$ 1,721,260	\$ -	-
Chino Valley Unified	San Bernardino	Oak Ridge Elementary	57/67678-00-024	11/16/18	\$ 3,248,313	\$ -	-
Chino Valley Unified	San Bernardino	Gerald F Litel Elementary	57/67678-00-025	11/16/18	\$ 2,769,885	\$ -	-
Chino Valley Unified	San Bernardino	Howard Cattle Elementary	57/67678-00-026	11/16/18	\$ 3,393,365	\$ -	-
Carpinteria Unified	Santa Barbara	Carpinteria Junior High	57/69146-00-007	11/16/18	\$ 728,598	\$ -	-
Cutler-Orosi Joint Unified	Tulare	Cutler Elementary	57/71860-00-013	11/19/18	\$ 2,648,382	\$ -	-
Twin Rivers Unified	Sacramento	Creative Connections Arts Academy	57/76505-00-067	11/19/18	\$ 214,532	\$ -	-
Long Beach Unified	Los Angeles	Cleveland Elementary	57/64725-00-035	11/20/18	\$ 1,198,670	\$ -	-
Long Beach Unified	Los Angeles	Longfellow Elementary	57/64725-00-036	11/20/18	\$ 1,748,164	\$ -	-
Carpinteria Unified	Santa Barbara	Aliso Elementary	57/69146-00-008	11/20/18	\$ 491,094	\$ -	-
Ramona City Unified	San Diego	James Dukes Elementary	57/68304-00-005	11/26/18	\$ 347,419	\$ 231,613	-
Ramona City Unified	San Diego	Barnett Elementary	57/68304-00-006	11/26/18	\$ 347,419	\$ 231,613	-
Ramona City Unified	San Diego	Olive Peirce Middle	57/68304-00-007	11/26/18	\$ 653,129	\$ 435,420	-
Ramona City Unified	San Diego	Mt Woodson Elementary	57/68304-00-008	11/26/18	\$ 387,631	\$ 258,420	-
Lucia Mar Unified	San Luis Obispo	Arroyo Grande High	57/68759-00-013	11/27/18	\$ 1,978,891	\$ -	-
West Contra Costa Unified	Contra Costa	Helms Middle	57/61796-00-052	11/28/18	\$ 4,133,414	\$ -	-
William S. Hart Union High	Los Angeles	William S Hart High	57/65136-00-012	11/29/18	\$ 6,141,672	\$ -	-
Carpinteria Unified	Santa Barbara	Canalino Elementary	57/69146-00-009	11/29/18	\$ 3,842,590	\$ -	-
Ocean View	Ventura	Ocean View Junior High	57/72512-00-005	11/29/18	\$ 1,787,081	\$ -	-
Charter Oak Unified	Los Angeles	Willow Elementary	57/64378-00-012	11/30/18	\$ 903,779	\$ -	-
San Juan Unified	Sacramento	Ottomon Way Elementary	57/67447-00-066	12/03/18	\$ 1,837,923	\$ -	-
San Juan Unified	Sacramento	Carriage Drive Elementary	57/67447-00-067	12/03/18	\$ 2,938,487	\$ -	-
San Juan Unified	Sacramento	Twin Lakes Elementary	57/67447-00-068	12/03/18	\$ 2,502,662	\$ -	-
Big Springs Union Elementary	Siskiyou	Big Springs Elementary	57/70185-00-002	12/03/18	\$ 587,555	\$ 391,703	-
Inglewood Unified	Los Angeles	Monroe (Albert F) Magnet Middle School	57/64634-00-003	12/04/18	\$ 2,832,675	\$ -	-
San Rafael City High	Marin	Terra Linda High	57/65466-00-006	12/04/18	\$ 2,142,720	\$ -	-
Kings Canyon Joint Unified	Fresno	Jefferson Elementary	57/62265-00-025	12/05/18	\$ 1,871,766	\$ -	-
Kings Canyon Joint Unified	Fresno	Dunlap Elementary	57/62265-00-026	12/05/18	\$ 1,162,498	\$ -	-
Lafayette Elementary	Contra Costa	Springhill Elementary	57/61713-00-008	12/06/18	\$ 504,351	\$ -	-
Chino Valley Unified	San Bernardino	Ruben S Ayala High	57/67678-00-027	12/06/18	\$ 2,428,639	\$ -	-
Los Angeles Unified	Los Angeles	Reseda High	57/64733-39-009	12/10/18	\$ 948,526	\$ -	-
Los Angeles Unified	Los Angeles	Wilshire Crest Elementary	57/64733-31-008	12/11/18	\$ 1,707,891	\$ -	-
Newport-Mesa Unified	Orange	Mariners Elementary	57/66597-00-043	12/12/18	\$ 853,087	\$ -	-
Alta Loma Elementary	San Bernardino	Floyd M Stork Elementary	57/67595-00-011	12/12/18	\$ 3,041,428	\$ -	-
Alta Loma Elementary	San Bernardino	Jasper Elementary	57/67595-00-012	12/12/18	\$ 2,899,744	\$ -	-
San Francisco Unified	San Francisco	Wells (Ida B) High	57/68478-63-005	12/13/18	\$ 1,522,603	\$ -	-
Konociti Unified	Lake	Konociti Education Center	57/64022-00-014	12/17/18	\$ 666,518	\$ -	-
Los Angeles Unified	Los Angeles	Lassen Elementary	57/64733-00-703	12/17/18	\$ 906,125	\$ -	-
Monterey Peninsula Unified	Monterey	Seaside High	57/66092-00-028	12/17/18	\$ 420,057	\$ -	-
East Side Union High	Santa Clara	James Lick High	57/69427-00-036	12/17/18	\$ 204,961	\$ -	-
Santa Monica-Malibu Unified	Los Angeles	Franklin Elementary	57/64980-00-016	12/18/18	\$ 604,818	\$ -	-
Campbell Union High	Santa Clara	Westmont High	57/69401-00-023	12/18/18	\$ 441,170	\$ -	-
Santa Monica-Malibu Unified	Los Angeles	Webster Elementary	57/64980-00-017	12/19/18	\$ 146,832	\$ -	-
Santa Monica-Malibu Unified	Los Angeles	Roosevelt Elementary	57/64980-00-018	12/19/18	\$ 733,608	\$ -	-
Santa Monica-Malibu Unified	Los Angeles	McKinley Elementary	57/64980-00-019	12/19/18	\$ 359,546	\$ -	-
Tahoe-Truckee Unified	Placer	Tahoe Lake Elementary	57/66944-00-018	12/19/18	\$ 742,372	\$ -	-
Solvang Elementary	Santa Barbara	Solvang Elementary	57/69336-00-003	12/20/18	\$ 686,194	\$ -	-
Ontario-Montclair	San Bernardino	Euclid Elementary	57/67819-00-031	12/21/18	\$ 306,982	\$ -	-
Ontario-Montclair	San Bernardino	Lehigh Elementary	57/67819-00-032	12/21/18	\$ 1,222,986	\$ -	-
Ontario-Montclair	San Bernardino	Central Language Academy	57/67819-00-033	12/21/18	\$ 2,554,618	\$ -	-
Santa Barbara Unified	Santa Barbara	McKinley Elementary	57/76786-00-010	12/21/18	\$ 2,115,033	\$ -	-
Santa Barbara Unified	Santa Barbara	San Marcos Senior High	57/76786-00-011	12/21/18	\$ 1,017,157	\$ -	-
Banning Unified	Riverside	Banning High	57/66985-00-006	12/24/18	\$ 7,016,067	\$ 4,677,378	-
Liberty Union High	Contra Costa	Liberty High	57/61721-00-003	12/26/18	\$ 2,120,240	\$ -	-
Los Angeles Unified	Los Angeles	Kenter Canyon Elementary	57/64733-47-011	12/26/18	\$ 2,840,465	\$ -	-
Ontario-Montclair	San Bernardino	Vina Danks Middle	57/67819-00-034	12/26/18	\$ 296,984	\$ -	-
Knights Ferry Elementary	Stanislaus	Knights Ferry Elementary	57/71142-00-001	12/26/18	\$ 103,460	\$ 68,973	-
Orange Unified	Orange	El Modena High	57/66621-00-055	01/02/19	\$ 10,356,704	\$ -	-
Orange Unified	Orange	Fletcher Elementary	57/66621-00-056	01/02/19	\$ 444,804	\$ -	-
Santa Barbara Unified	Santa Barbara	Harding University Partnership	57/76786-00-012	01/02/19	\$ 212,713	\$ -	-

SFP APPLICATIONS
 Modernization School Facilities Program
 - Workload as of January 31, 2020 -

District	County	Site Name	Application Number	OPSC Date Received	Estimated State Grant (a)	Financial Hardship (b)	Notification Occurred**
Humboldt County Office of Education	Humboldt	Glen Paul	57/10124-00-001	01/03/19	\$ 138,966	\$ 92,644	
San Ramon Valley Unified	Contra Costa	John Baldwin Elementary	57/61804-00-040	01/07/19	\$ 136,084	\$ -	
Alameda Unified	Alameda	Franklin Elementary	57/61119-00-021	01/09/19	\$ 890,102	\$ -	
Los Angeles Unified	Los Angeles	Pio Pico Middle	57/64733-00-704	01/09/19	\$ 2,295,835	\$ -	
Los Angeles Unified	Los Angeles	President Avenue Elementary	57/64733-29-016	01/09/19	\$ 1,297,297	\$ -	
Alta Loma Elementary	San Bernardino	Alta Loma Junior High	57/67595-00-013	01/09/19	\$ 4,606,096	\$ -	
Ocean View	Ventura	Mar Vista Elementary	57/72512-00-006	01/10/19	\$ 373,353	\$ -	
Berkeley Unified	Alameda	Longfellow Arts and Technology Middle	57/61143-00-022	01/11/19	\$ 985,988	\$ -	
Fremont Unified	Alameda	Irvington High	57/61176-00-038	01/11/19	\$ 1,839,676	\$ -	
Fremont Unified	Alameda	Washington High	57/61176-00-039	01/11/19	\$ 351,297	\$ -	
Fremont Unified	Alameda	Oliveira Elementary	57/61176-00-040	01/11/19	\$ 517,558	\$ -	
Fremont Unified	Alameda	Patterson Elementary	57/61176-00-041	01/11/19	\$ 562,478	\$ -	
Fremont Unified	Alameda	Parkmont Elementary	57/61176-00-042	01/11/19	\$ 730,776	\$ -	
Santa Ana Unified	Orange	Century High	57/66670-00-057	01/11/19	\$ 12,511,940	\$ -	
Santa Ana Unified	Orange	Santa Ana High	57/66670-00-058	01/11/19	\$ 14,050,434	\$ -	
East Side Union High	Santa Clara	Mt Pleasant High	57/69427-00-037	01/11/19	\$ 677,533	\$ -	
Dixon Unified	Solano	Dixon High	57/70532-00-005	01/11/19	\$ 3,378,143	\$ -	
Ceres Unified	Stanislaus	Carroll Fowler Elementary	57/71043-00-015	01/11/19	\$ 2,643,935	\$ -	
Los Angeles Unified	Los Angeles	Menlo Avenue Elementary	57/64733-00-705	01/14/19	\$ 4,440,414	\$ -	
Los Angeles Unified	Los Angeles	Elizabeth Learning Center	57/64733-00-706	01/14/19	\$ 6,683,235	\$ -	
Los Angeles Unified	Los Angeles	Twenty-Eighth Street Elementary	57/64733-00-707	01/14/19	\$ 10,035,126	\$ -	
Los Angeles Unified	Los Angeles	Madison Elementary	57/64733-00-708	01/14/19	\$ 1,053,241	\$ -	
Los Angeles Unified	Los Angeles	Revere (Paul) Junior Midsite	57/64733-21-034	01/14/19	\$ 1,219,332	\$ -	
Lemoore Union High	Kings	Lemoore High	57/63982-00-004	01/15/19	\$ 1,004,112	\$ -	
Duarte Unified	Los Angeles	Royal Oaks STEAM Academy (K-8)	57/64469-00-012	01/15/19	\$ 1,258,856	\$ -	
South Whittier Elementary	Los Angeles	Lake Marie Elementary	57/65037-00-009	01/15/19	\$ 297,658	\$ -	
South Whittier Elementary	Los Angeles	Los Altos Elementary	57/65037-00-010	01/15/19	\$ 143,827	\$ -	
Galt Joint Union Elementary	Sacramento	River Oaks Elementary	57/67348-00-003	01/15/19	\$ 878,806	\$ -	
Wheatland Union High	Yuba	Wheatland Union High	57/72769-00-001	01/15/19	\$ 1,769,188	\$ -	
Capistrano Unified	Orange	Capistrano Valley High	57/66464-00-019	01/16/19	\$ 1,608,184	\$ -	
Lucia Mar Unified	San Luis Obispo	Grover Beach Elementary	57/68759-00-014	01/16/19	\$ 2,234,152	\$ -	
Lucia Mar Unified	San Luis Obispo	Harloe Elementary	57/68759-00-015	01/16/19	\$ 2,311,485	\$ -	
El Centro Elementary	Imperial	Harding Elementary	57/63123-00-015	01/18/19	\$ 1,700,340	\$ -	
South Pasadena Unified	Los Angeles	South Pasadena Senior High	57/65029-00-006	01/18/19	\$ 3,031,556	\$ -	
Chaffey Joint Union High	San Bernardino	Rancho Cucamonga High	57/67652-00-007	01/18/19	\$ 2,602,347	\$ -	
Hope Elementary	Tulare	Hope Elementary	57/71944-00-002	01/18/19	\$ 113,636	\$ 75,757	
Capistrano Unified	Orange	Dana Hills High	57/66464-00-020	01/22/19	\$ 1,832,693	\$ -	
Capistrano Unified	Orange	San Clemente High	57/66464-00-021	01/22/19	\$ 1,501,778	\$ -	
Capistrano Unified	Orange	Tesoro High	57/66464-00-022	01/22/19	\$ 1,938,922	\$ -	
Corona-Norco Unified	Riverside	John Adams Elementary	57/67033-00-018	01/22/19	\$ 1,565,633	\$ -	
Corona-Norco Unified	Riverside	Garretson Elementary	57/67033-00-019	01/22/19	\$ 1,169,780	\$ -	
Corona-Norco Unified	Riverside	Lincoln Fundamental Elementary	57/67033-00-020	01/22/19	\$ 1,169,780	\$ -	
Corona-Norco Unified	Riverside	Norco Elementary	57/67033-00-021	01/22/19	\$ 753,650	\$ -	
Temecula Valley Unified	Riverside	Rancho Vista High	57/75192-00-013	01/22/19	\$ 1,464,893	\$ -	
Temecula Valley Unified	Riverside	Susan H Nelson	57/75192-00-014	01/22/19	\$ 1,040,845	\$ -	
Pierce Joint Unified	Colusa	Arbuckle Elementary	57/61614-00-008	01/23/19	\$ 1,771,025	\$ -	
Pajaro Valley Unified	Santa Cruz	H A Hyde Elementary	57/69799-00-025	01/23/19	\$ 1,856,309	\$ -	
Ventura County Office of Education	Ventura	Dean Triggs School	57/10561-00-007	01/24/19	\$ 17,762	\$ 11,842	
Fremont Unified	Alameda	Steven Millard Elementary	57/61176-00-043	01/24/19	\$ 582,885	\$ -	
Fremont Unified	Alameda	Mission San Jose Elementary	57/61176-00-044	01/24/19	\$ 1,448,830	\$ -	
Duarte Unified	Los Angeles	Beardslee Dual Language Immersion Academy (PK	57/64469-00-013	01/24/19	\$ 1,899,981	\$ -	
Anaheim Elementary	Orange	Roosevelt (Theodore) Elementary	57/66423-00-033	01/24/19	\$ 6,206,326	\$ -	
Chino Valley Unified	San Bernardino	Rolling Ridge Elementary	57/67678-00-028	01/24/19	\$ 3,126,978	\$ -	
Chino Valley Unified	San Bernardino	Country Springs Elementary	57/67678-00-029	01/24/19	\$ 3,261,560	\$ -	
Del Norte County Unified	Del Norte	Crescent Elk Middle	57/61820-00-008	01/25/19	\$ 1,243,880	\$ -	
Lemoore Union High	Kings	Lemoore High	57/63982-00-005	01/25/19	\$ 1,410,412	\$ -	
Madera Unified	Madera	Madera South High	57/65243-00-007	01/25/19	\$ 4,674,702	\$ -	
Kentfield Elementary	Marin	Anthony G Bacich Elementary	57/65334-00-004	01/25/19	\$ 1,263,559	\$ -	
Huntington Beach City Elementary	Orange	Ethel Dwyer Middle	57/66530-00-020	01/25/19	\$ 2,955,708	\$ -	
San Diego Unified	San Diego	Boone Elementary	57/68338-00-232	01/25/19	\$ 9,903	\$ -	
San Diego Unified	San Diego	Hickman Elementary	57/68338-00-233	01/25/19	\$ 1,434,996	\$ -	
San Diego Unified	San Diego	Penn Elementary	57/68338-00-234	01/25/19	\$ 1,578,960	\$ -	
San Diego Unified	San Diego	Spreckels Elementary	57/68338-00-235	01/25/19	\$ 821,988	\$ -	

SFP APPLICATIONS
 Modernization School Facilities Program
 - Workload as of January 31, 2020 -

District	County	Site Name	Application Number	OPSC Date Received	Estimated State Grant (a)	Financial Hardship (b)	Notification Occurred**
San Diego Unified	San Diego	De Portola Middle	57/68338-00-236	01/25/19	\$ 3,561,465	\$ -	-
San Diego Unified	San Diego	Bethune K-8	57/68338-00-237	01/25/19	\$ 3,189,468	\$ -	-
San Diego Unified	San Diego	La Jolla High	57/68338-00-238	01/25/19	\$ 4,024,308	\$ -	-
San Diego Unified	San Diego	Riley	57/68338-00-239	01/25/19	\$ 1,999,658	\$ -	-
San Diego Unified	San Diego	Emerson Bandini Elementary	57/68338-00-240	01/25/19	\$ 4,168,015	\$ -	-
San Diego Unified	San Diego	Zamorano Elementary	57/68338-00-241	01/25/19	\$ 1,843,377	\$ -	-
San Diego Unified	San Diego	Sandburg Elementary	57/68338-00-242	01/25/19	\$ 1,750,788	\$ -	-
San Diego Unified	San Diego	Serra High	57/68338-00-243	01/25/19	\$ 3,050,850	\$ -	-
San Diego Unified	San Diego	Mira Mesa High	57/68338-00-244	01/25/19	\$ 7,499,848	\$ -	-
San Diego Unified	San Diego	Standley Middle	57/68338-00-245	01/25/19	\$ 1,655,344	\$ -	-
San Diego Unified	San Diego	Pacific View (Lee) Elementary	57/68338-00-246	01/25/19	\$ 1,068,120	\$ -	-
San Diego Unified	San Diego	Mira Mesa High	57/68338-00-247	01/25/19	\$ 1,864,990	\$ -	-
San Diego Unified	San Diego	Morse High	57/68338-00-248	01/25/19	\$ 726,703	\$ -	-
San Diego Unified	San Diego	Miramar Ranch Elementary	57/68338-00-249	01/25/19	\$ 766,260	\$ -	-
San Diego Unified	San Diego	Franklin Elementary	57/68338-00-250	01/25/19	\$ 1,202,796	\$ -	-
San Diego Unified	San Diego	Vista Grande Elementary	57/68338-00-251	01/25/19	\$ 520,128	\$ -	-
San Diego Unified	San Diego	De Portola Middle	57/68338-00-252	01/25/19	\$ 3,561,465	\$ -	-
San Diego Unified	San Diego	Doyle Elementary	57/68338-00-253	01/25/19	\$ 445,824	\$ -	-
San Diego Unified	San Diego	University City High	57/68338-00-254	01/25/19	\$ 2,778,192	\$ -	-
San Diego Unified	San Diego	Iftin Charter	57/68338-00-255	01/25/19	\$ 2,674,944	\$ -	-
Garden Grove Unified	Orange	Thomas Paine Elementary	57/66522-00-090	01/28/19	\$ 1,038,367	\$ -	-
Sonora Elementary	Tuolumne	Sonora Elementary	57/72371-00-005	01/28/19	\$ 1,990,027	\$ -	-
Duarte Unified	Los Angeles	Duarte High	57/64469-00-014	01/29/19	\$ 804,640	\$ -	-
San Rafael City Elementary	Marin	Laurel Dell Elementary	57/65458-00-013	01/29/19	\$ 1,725,432	\$ -	-
Fairfield-Suisun Unified	Solano	K I Jones Elementary	57/70540-00-022	01/29/19	\$ 3,272,209	\$ -	-
Waukena Joint Union Elementary	Tulare	Waukena Joint Union Elementary	57/72264-00-001	01/29/19	\$ 170,358	\$ 113,572	-
Rescue Union Elementary	El Dorado	Rescue Elementary	57/61978-00-007	01/30/19	\$ 1,130,547	\$ -	-
Los Angeles Unified	Los Angeles	Ninety-Third Street Elementary	57/64733-00-709	01/30/19	\$ 3,491,576	\$ -	-
Fremont Unified	Alameda	Harvey Green Elementary	57/61176-00-045	01/31/19	\$ 620,916	\$ -	-
Fremont Unified	Alameda	Forest Park Elementary	57/61176-00-046	01/31/19	\$ 641,798	\$ -	-
Fremont Unified	Alameda	J Haley Durham Elementary	57/61176-00-047	01/31/19	\$ 638,231	\$ -	-
Fremont Unified	Alameda	Joshua Chadbourne Elementary	57/61176-00-048	01/31/19	\$ 829,945	\$ -	-
Wasco Union High	Kern	Wasco High	57/63859-00-001	01/31/19	\$ 1,200,674	\$ -	-
Brittan Elementary	Sutter	Brittan Elementary	57/71357-00-003	01/31/19	\$ 1,386,987	\$ 924,658	-
Fremont Unified	Alameda	Warwick Elementary	57/61176-00-049	02/01/19	\$ 836,828	\$ -	-
West Contra Costa Unified	Contra Costa	Crespi Junior High	57/61796-00-053	02/01/19	\$ 3,482,164	\$ -	-
Edison Elementary	Kern	Orangewood Elementary	57/63438-00-003	02/01/19	\$ 412,895	\$ 275,263	-
Edison Elementary	Kern	Edison Middle	57/63438-00-004	02/01/19	\$ 69,429	\$ 46,286	-
Newport-Mesa Unified	Orange	College Park Elementary	57/66597-00-044	02/01/19	\$ 2,214,508	\$ -	-
Newport-Mesa Unified	Orange	Pomona Elementary	57/66597-00-045	02/01/19	\$ 1,189,179	\$ -	-
Santa Ana Unified	Orange	Martin Luther King Jr Elementary	57/66670-00-059	02/01/19	\$ 4,421,914	\$ -	-
San Diego Unified	San Diego	Foster Elementary	57/68338-00-256	02/01/19	\$ 334,368	\$ -	-
San Diego Unified	San Diego	Chesterton Elementary	57/68338-00-257	02/01/19	\$ 292,572	\$ -	-
San Diego Unified	San Diego	Garfield Elementary	57/68338-00-258	02/01/19	\$ 2,509,653	\$ -	-
San Diego Unified	San Diego	Bethune K-8	57/68338-00-259	02/01/19	\$ 3,189,468	\$ -	-
San Diego Unified	San Diego	Millennial Tech Middle	57/68338-00-260	02/01/19	\$ 2,544,969	\$ -	-
San Diego Unified	San Diego	Mira Mesa High	57/68338-00-261	02/01/19	\$ 1,864,990	\$ -	-
San Diego Unified	San Diego	Oak Park Elementary	57/68338-00-262	02/01/19	\$ 154,698	\$ -	-
San Diego Unified	San Diego	Perry Elementary	57/68338-00-263	02/01/19	\$ 250,776	\$ -	-
San Diego Unified	San Diego	Millennial Tech Middle	57/68338-00-264	02/01/19	\$ 2,544,969	\$ -	-
San Diego Unified	San Diego	Holmes Elementary	57/68338-00-265	02/01/19	\$ 1,086,696	\$ -	-
Livermore Valley Joint Unified	Alameda	Emma C Smith Elementary	57/61200-00-021	02/04/19	\$ 806,840	\$ -	-
Livermore Valley Joint Unified	Alameda	Sunset Elementary	57/61200-00-022	02/04/19	\$ 954,394	\$ -	-
Livermore Valley Joint Unified	Alameda	Livermore High	57/61200-00-023	02/04/19	\$ 6,138,167	\$ -	-
Livermore Valley Joint Unified	Alameda	Granada High	57/61200-00-024	02/04/19	\$ 14,488,238	\$ -	-
Livermore Valley Joint Unified	Alameda	Junction K-8	57/61200-00-025	02/04/19	\$ 1,042,102	\$ -	-
Livermore Valley Joint Unified	Alameda	Rancho Las Positas Elementary	57/61200-00-026	02/04/19	\$ 731,931	\$ -	-
Livermore Valley Joint Unified	Alameda	Jackson Avenue Elementary	57/61200-00-027	02/04/19	\$ 425,578	\$ -	-
Livermore Valley Joint Unified	Alameda	Leo R Croce Elementary	57/61200-00-028	02/04/19	\$ 1,635,895	\$ -	-
Livermore Valley Joint Unified	Alameda	Arroyo Seco Elementary	57/61200-00-029	02/04/19	\$ 1,029,485	\$ -	-
Los Angeles Unified	Los Angeles	Alain Leroy Locke College Preparatory Academy	57/64733-00-710	02/04/19	\$ 3,102,815	\$ -	-
Los Angeles Unified	Los Angeles	Serrania Avenue Elementary	57/64733-00-711	02/04/19	\$ 567,652	\$ -	-
Los Angeles Unified	Los Angeles	Thirty-Second Street USC Performing Arts	57/64733-00-712	02/04/19	\$ 3,722,787	\$ -	-

SFP APPLICATIONS
 Modernization School Facilities Program
 - Workload as of January 31, 2020 -

District	County	Site Name	Application Number	OPSC Date Received	Estimated State Grant (a)	Financial Hardship (b)	Notification Occurred**
Los Angeles Unified	Los Angeles	Belvedere Middle	57/64733-09-011	02/04/19	\$ 530,839	\$ -	-
Los Angeles Unified	Los Angeles	Palisades Charter Elementary	57/64733-47-012	02/04/19	\$ 696,398	\$ -	-
San Bernardino City Unified	San Bernardino	Sierra High	57/67876-00-109	02/04/19	\$ 2,676,097	\$ -	-
Fremont Unified	Alameda	Tom Maloney Elementary	57/61176-00-050	02/05/19	\$ 619,428	\$ -	-
Fremont Unified	Alameda	Cabrillo Elementary	57/61176-00-051	02/05/19	\$ 590,224	\$ -	-
Los Angeles Unified	Los Angeles	Chatsworth Charter High	57/64733-00-713	02/05/19	\$ 7,480,405	\$ -	-
William S. Hart Union High	Los Angeles	William S Hart High	57/65136-00-013	02/05/19	\$ 4,608,312	\$ -	-
San Diego Unified	San Diego	Tierrasanta Elementary	57/68338-00-266	02/05/19	\$ 928,800	\$ -	-
Lucia Mar Unified	San Luis Obispo	Nipomo Elementary	57/68759-00-016	02/05/19	\$ 1,371,741	\$ -	-
Garden Grove Unified	Orange	Bryant Elementary	57/66522-00-091	02/06/19	\$ 513,322	\$ -	-
Garden Grove Unified	Orange	Woodbury Elementary	57/66522-00-092	02/06/19	\$ 645,227	\$ -	-
San Juan Unified	Sacramento	Del Paso Manor Elementary	57/67447-00-069	02/06/19	\$ 3,154,346	\$ -	-
Morgan Hill Unified	Santa Clara	Lewis H Britton Middle	57/69583-00-014	02/06/19	\$ 5,996,563	\$ -	-
Alameda Unified	Alameda	Lincoln Middle	57/61119-00-022	02/08/19	\$ 338,327	\$ -	-
Fountain Valley Elementary	Orange	Plavan (Urbain H) Elementary	57/66498-00-013	02/08/19	\$ 1,080,941	\$ -	-
Red Bluff Joint Union High	Tehama	Red Bluff High	57/71639-00-004	02/08/19	\$ 8,377,107	\$ -	-
Temecula Valley Unified	Riverside	Vail Elementary	57/75192-00-015	02/08/19	\$ 2,704,612	\$ -	-
Berkeley Unified	Alameda	Washington Elementary	57/61143-00-023	02/11/19	\$ 1,601,011	\$ -	-
Bakersfield City	Kern	Voorhies Elementary	57/63321-00-017	02/11/19	\$ 4,528,560	\$ -	-
Los Angeles Unified	Los Angeles	Northridge Middle	57/64733-00-714	02/11/19	\$ 3,303,498	\$ -	-
Los Angeles Unified	Los Angeles	Sylmar High	57/64733-00-715	02/11/19	\$ 4,850,619	\$ -	-
Los Angeles Unified	Los Angeles	Carpenter Community Charter	57/64733-00-716	02/11/19	\$ 539,095	\$ -	-
Los Angeles Unified	Los Angeles	John Muir Middle	57/64733-14-004	02/11/19	\$ 2,652,764	\$ -	-
Corning Union High	Tehama	Corning High	57/71506-00-002	02/11/19	\$ 1,533,448	\$ -	-
Davis Joint Unified	Yolo	North Davis Elementary	57/72678-00-016	02/11/19	\$ 669,113	\$ -	-
Davis Joint Unified	Yolo	Valley Oak Elementary	57/72678-00-017	02/11/19	\$ 951,148	\$ -	-
Del Norte County Unified	Del Norte	Pine Grove Elementary	57/61820-00-009	02/12/19	\$ 156,735	\$ 104,490	-
Del Norte County Unified	Del Norte	Bess Maxwell Elementary	57/61820-00-010	02/12/19	\$ 193,436	\$ 128,957	-
Del Norte County Unified	Del Norte	Mary Peacock Elementary	57/61820-00-011	02/12/19	\$ 248,274	\$ 165,516	-
Monterey Peninsula Unified	Monterey	Los Arboles Middle	57/66092-00-029	02/12/19	\$ 1,104,890	\$ -	-
Etiwanda Elementary	San Bernardino	Caryn Elementary	57/67702-00-002	02/12/19	\$ 2,595,452	\$ -	-
Fremont Unified	Alameda	Niles Elementary	57/61176-00-052	02/13/19	\$ 525,412	\$ -	-
Red Bluff Joint Union High	Tehama	Red Bluff High	57/71639-00-003	02/13/19	\$ 8,160,549	\$ -	-
Fresno Unified	Fresno	Irwin O Addicott Elementary	57/62166-00-142	02/14/19	\$ 889,302	\$ -	-
Fresno Unified	Fresno	Fresno High	57/62166-00-143	02/14/19	\$ 417,237	\$ -	-
Monterey Peninsula Unified	Monterey	Central Coast High	57/66092-00-030	02/14/19	\$ 157,663	\$ -	-
Monterey Peninsula Unified	Monterey	Stilwell (Joseph W) Elementary	57/66092-00-031	02/14/19	\$ 828,437	\$ -	-
Redwood City Elementary	San Mateo	North Star Academy	57/69005-00-006	02/14/19	\$ 694,190	\$ -	-
East Side Union High	Santa Clara	Foothill High	57/69427-00-038	02/14/19	\$ 1,048,606	\$ -	-
Brawley Elementary	Imperial	Barbara Worth Junior High	57/63073-00-004	02/15/19	\$ 591,616	\$ 394,410	-
Brawley Elementary	Imperial	Miguel Hidalgo Elementary	57/63073-00-005	02/15/19	\$ 259,394	\$ 172,929	-
Brawley Elementary	Imperial	Phil D Swing Elementary	57/63073-00-006	02/15/19	\$ 107,415	\$ 71,610	-
Brawley Elementary	Imperial	Myron D Witter Elementary	57/63073-00-007	02/15/19	\$ 323,175	\$ 215,450	-
Brawley Elementary	Imperial	J W Oakley Elementary	57/63073-00-008	02/15/19	\$ 738,805	\$ 492,537	-
Napa Valley Unified	Napa	El Centro Elementary	57/66266-00-032	02/15/19	\$ 621,034	\$ -	-
San Bernardino City Unified	San Bernardino	North Park Elementary	57/67876-00-110	02/15/19	\$ 1,263,683	\$ -	-
Davis Joint Unified	Yolo	Oliver Wendell Holmes Junior High	57/72678-00-018	02/15/19	\$ 1,513,033	\$ -	-
Temecula Valley Unified	Riverside	James L Day Middle	57/75192-00-016	02/15/19	\$ 3,086,295	\$ -	-
Del Norte County Unified	Del Norte	Mountain Elementary	57/61820-00-012	02/19/19	\$ 81,194	\$ 54,130	-
Del Norte County Unified	Del Norte	Redwood Elementary	57/61820-00-013	02/19/19	\$ 132,303	\$ 88,202	-
Del Norte County Unified	Del Norte	Smith River Elementary	57/61820-00-014	02/19/19	\$ 105,975	\$ 70,650	-
Centinela Valley Union High	Los Angeles	Hawthorne High	57/64352-00-008	02/19/19	\$ 900,114	\$ -	-
Downey Unified	Los Angeles	Rio San Gabriel Elementary	57/64451-00-032	02/19/19	\$ 2,440,923	\$ -	-
Los Angeles Unified	Los Angeles	Corona Avenue Elementary	57/64733-00-717	02/19/19	\$ 8,172,218	\$ -	-
Los Angeles Unified	Los Angeles	Manchester Avenue Elementary	57/64733-00-718	02/19/19	\$ 853,629	\$ -	-
Moreno Valley Unified	Riverside	Landmark Middle	57/67124-00-011	02/19/19	\$ 6,394,314	\$ -	-
Atascadero Unified	San Luis Obispo	Creston Elementary	57/68700-00-009	02/19/19	\$ 609,289	\$ -	-
Dublin Unified	Alameda	Frederiksen Elementary	57/75093-00-016	02/19/19	\$ 532,488	\$ -	-
West Park Elementary	Fresno	West Park Elementary	57/62539-00-001	02/20/19	\$ 2,451,741	\$ -	-
Wasco Union High	Kern	Westside High (Continuation)	57/63859-00-002	02/20/19	\$ 4,563,812	\$ -	-
Fountain Valley Elementary	Orange	Cox (James H) Elementary	57/66498-00-014	02/20/19	\$ 410,145	\$ -	-
Fountain Valley Elementary	Orange	Oka (Isojiro) Elementary	57/66498-00-015	02/20/19	\$ 684,338	\$ -	-
Ocean View	Orange	College View Elementary	57/66613-00-024	02/20/19	\$ 137,761	\$ -	-

SFP APPLICATIONS
 Modernization School Facilities Program
 - Workload as of January 31, 2020 -

District	County	Site Name	Application Number	OPSC Date Received	Estimated State Grant (a)	Financial Hardship (b)	Notification Occurred**
South San Francisco Unified	San Mateo	Alta Loma Middle	57/69070-00-022	02/20/19	\$ 480,530	\$ -	
Montecito Union Elementary	Santa Barbara	Montecito Union	57/69252-00-001	02/20/19	\$ 3,465,601	\$ 2,310,401	
Rosemead Elementary	Los Angeles	Emma W Shuey Elementary	57/64931-00-013	02/21/19	\$ 2,236,172	\$ -	
Rosemead Elementary	Los Angeles	Encinita Elementary	57/64931-00-014	02/21/19	\$ 2,744,406	\$ -	
San Rafael City Elementary	Marin	James B Davidson Middle	57/65458-00-014	02/21/19	\$ 2,375,446	\$ -	
Castro Valley Unified	Alameda	Castro Valley High	57/61150-00-027	02/22/19	\$ 4,392,880	\$ -	
Los Angeles Unified	Los Angeles	Christopher Columbus Middle	57/64733-00-719	02/22/19	\$ 5,588,324	\$ -	
Los Angeles Unified	Los Angeles	Phineas Banning Senior High	57/64733-00-720	02/22/19	\$ 5,499,604	\$ -	
Westminster Elementary	Orange	DeMille Elementary	57/66746-00-019	02/22/19	\$ 1,006,950	\$ -	
San Diego Unified	San Diego	Pacific Beach Middle	57/68338-00-267	02/22/19	\$ 3,742,898	\$ -	
San Diego Unified	San Diego	Longfellow K-8	57/68338-00-268	02/22/19	\$ 3,593,476	\$ -	
Los Angeles Unified	Los Angeles	San Pedro Senior High	57/64733-20-021	02/25/19	\$ 1,985,912	\$ -	
Los Angeles Unified	Los Angeles	University High	57/64733-21-035	02/25/19	\$ 14,715,719	\$ -	
Garden Grove Unified	Orange	Brookhurst Elementary	57/66522-00-093	02/25/19	\$ 856,739	\$ -	
Roseville Joint Union High	Placer	Roseville High	57/66928-00-005	02/25/19	\$ 9,190,283	\$ -	
Barstow Unified	San Bernardino	Montara Elementary	57/67611-00-005	02/25/19	\$ 492,636	\$ -	
San Rafael City Elementary	Marin	San Pedro Elementary	57/65458-00-015	02/26/19	\$ 1,342,919	\$ -	
Chula Vista Elementary	San Diego	Harborside Elementary	57/68023-00-018	02/26/19	\$ 1,727,012	\$ -	
Chula Vista Elementary	San Diego	Sunnyside Elementary	57/68023-00-019	02/26/19	\$ 1,603,654	\$ -	
Grossmont Union High	San Diego	Mount Miguel High	57/68130-00-034	02/26/19	\$ 171,453	\$ -	
San Ramon Valley Unified	Contra Costa	San Ramon Valley High	57/61804-00-042	02/27/19	\$ 1,466,180	\$ -	
Newport-Mesa Unified	Orange	Newport Heights Elementary	57/66597-00-046	02/27/19	\$ 1,357,631	\$ -	
Riverside Unified	Riverside	Highgrove Elementary	57/67215-00-036	02/27/19	\$ 2,343,802	\$ -	
Ceres Unified	Stanislaus	Caswell Elementary	57/71043-00-016	02/27/19	\$ 806,252	\$ -	
Reef-Sunset Unified	Kings	Reef Sunset Middle	57/73932-00-010	02/27/19	\$ 1,683,520	\$ 1,122,347	
Castro Valley Unified	Alameda	Palomares Elementary	57/61150-00-028	02/28/19	\$ 219,553	\$ -	
San Ramon Valley Unified	Contra Costa	California High	57/61804-00-041	02/28/19	\$ 1,593,117	\$ -	
Sanger Unified	Fresno	Washington Academic Middle	57/62414-00-018	02/28/19	\$ 1,338,565	\$ -	
Los Angeles Unified	Los Angeles	Crenshaw Senior High	57/64733-00-721	02/28/19	\$ 13,126,327	\$ -	
Los Angeles Unified	Los Angeles	San Fernando Senior High	57/64733-73-006	02/28/19	\$ 1,028,847	\$ -	
Mountain View Elementary	Los Angeles	Baker Elementary	57/64816-00-001	02/28/19	\$ 6,818,888	\$ -	
Mountain View Elementary	Los Angeles	Willard F Payne Elementary	57/64816-00-002	02/28/19	\$ 2,822,355	\$ -	
Mountain View Elementary	Los Angeles	Parkview Elementary	57/64816-00-003	02/28/19	\$ 3,924,977	\$ -	
Mountain View Elementary	Los Angeles	Maxson Elementary	57/64816-00-004	02/28/19	\$ 4,447,828	\$ -	
Mountain View Elementary	Los Angeles	Alfred S Madrid Middle	57/64816-00-005	02/28/19	\$ 2,991,065	\$ -	
Mountain View Elementary	Los Angeles	Twin Lakes Elementary	57/64816-00-006	02/28/19	\$ 2,713,876	\$ -	
Mountain View Elementary	Los Angeles	La Primaria Elementary	57/64816-00-007	02/28/19	\$ 1,803,109	\$ -	
Mountain View Elementary	Los Angeles	Jerry Voorhis Elementary	57/64816-00-008	02/28/19	\$ 3,198,061	\$ -	
Manhattan Beach Unified	Los Angeles	Mira Costa High	57/75333-00-007	02/28/19	\$ 2,548,471	\$ -	
Piedmont City Unified	Alameda	Piedmont High	58/61275-00-004	08/01/19	\$ 2,821,820	\$ -	
Gorman Joint School District	Los Angeles	Gorman Elementary	58/64584-00-001	08/19/19	\$ 52,652	\$ -	
Galt Joint Union Elementary	Sacramento	Marengo Ranch Elementary	58/67348-00-002	09/30/19	\$ 2,368,629	\$ -	
Temecula Valley Unified	Riverside	Vail Elementary	58/75192-00-001	10/15/19	\$ 394,879	\$ -	
Sonora Elementary	Tuolumne	Sonora Elementary	58/72371-00-002	10/16/19	\$ 1,832,454	\$ -	
Lancaster Elementary	Los Angeles	Joshua Elementary	58/64667-00-002*	11/27/19	\$ 1,918,863	\$ -	
Yreka Union High	Siskiyou	Yreka High	58/70516-00-001	12/04/19	\$ 1,097,536	\$ -	
Calexico Unified	Imperial	Calexico High	58/63099-00-001*	12/20/19	\$ 1,224,264	\$ -	
Del Norte County Unified	Del Norte	Del Norte High	58/61820-00-008	01/15/20	\$ 878,383	\$ -	
Richmond Elementary	Lassen	Richmond Elementary	58/64170-00-001	01/15/20	\$ 38,056	\$ -	

SFP APPLICATIONS
 Modernization School Facilities Program
 - Workload as of January 31, 2020 -

District	County	Site Name	Application Number	OPSC Date Received	Estimated State Grant (a)	Financial Hardship (b)	Notification Occurred**
----------	--------	-----------	--------------------	--------------------	---------------------------	------------------------	-------------------------

Summary of Modernization Funding	Total (in Dollars)
Estimated State Grant (Column F)	\$ 2,010,152,566
Financial Hardship (Column G)	\$ 41,750,218
Total of Estimated State Grant and Financial Hardship	\$ 2,051,902,784

Modernization Funding	Estimated State	
	Grant	Financial Hardship
Funding Sub-totals	\$ 1,997,060,149	\$ 41,750,218
Facility Hardship - Non-Seismic	\$ 9,484,409	
Funding Total		\$ 2,048,294,776
Facility Hardship - Seismic	\$ 3,608,008	

(a) Represents estimated 60% state share of project including excessive cost grants. Seismic Mitigation Program projects represents the estimated 50% state share of project. Amounts shown have not been reviewed by OPSC for compliance with all School Facility Program requirements.

(b) Represents estimated financial hardship. Amounts shown have not been reviewed by OPSC for compliance with all School Facility Program requirements.

*Facility Hardship project requesting Seismic Mitigation Program funding.

**School districts have been notified that the Office of Public School Construction will begin processing the district's application in the near future.

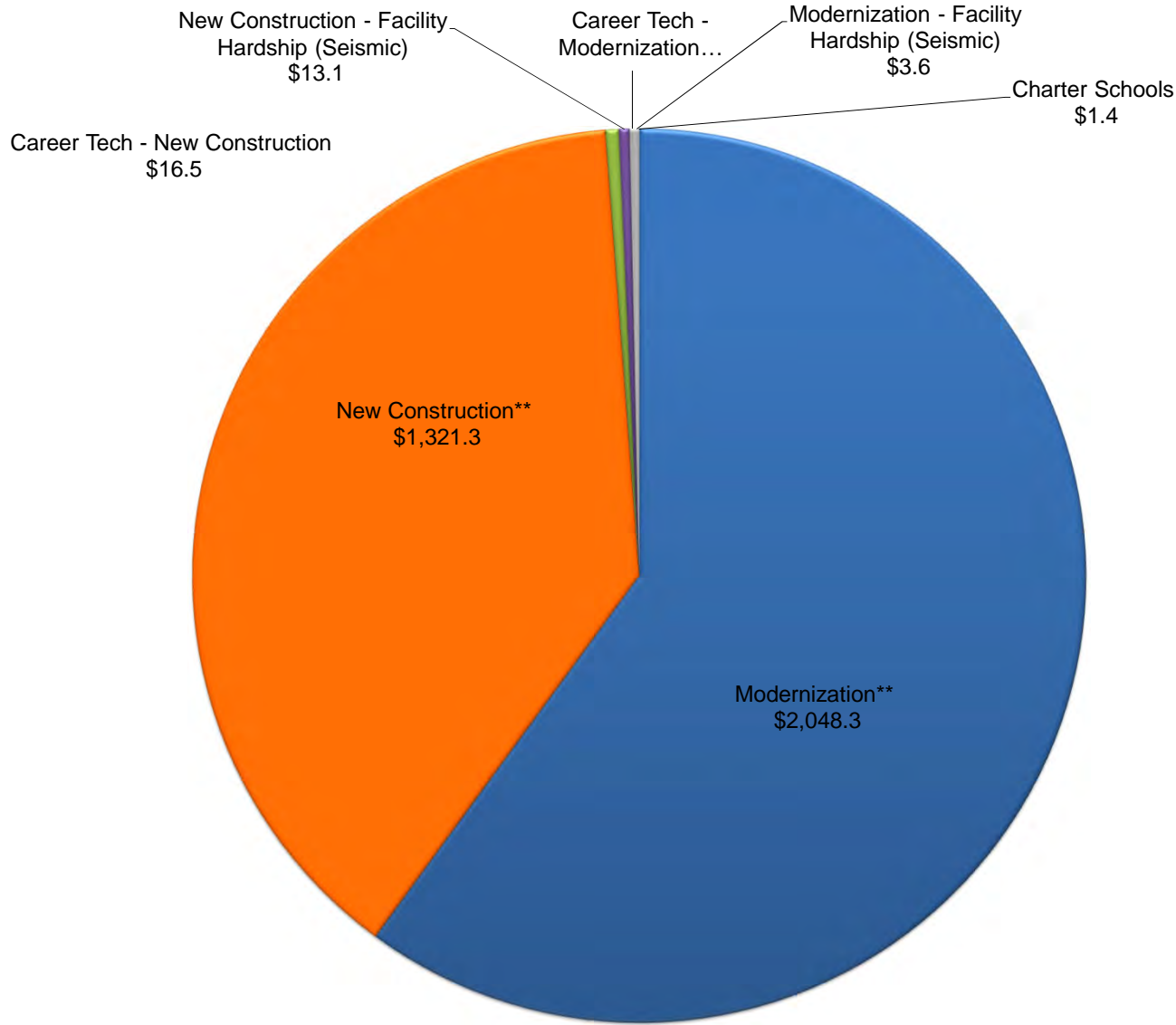
SFP APPLICATIONS
 Career Technical Education Facilities Program
 - Workload as of January 31, 2020 -

District	County	Site Name	Application Number*	OPSC Date Received	Estimated State Grant (a)	Requested Loan Amount
West Contra Costa Unified	Contra Costa	De Anza Senior High	55/61796-01-003	09/06/2019	\$ 462,308	\$ -
West Contra Costa Unified	Contra Costa	De Anza Senior High	55/61796-01-004	09/06/2019	\$ 1,223,970	\$ -
West Contra Costa Unified	Contra Costa	El Cerrito Senior High	55/61796-02-002	09/06/2019	\$ 1,037,417	\$ -
San Luis Coastal Unified	San Luis Obispo	San Luis Obispo High	59/68809-00-010	09/27/2019	\$ 1,500,000	\$ -
San Luis Coastal Unified	San Luis Obispo	Morro Bay High	59/68809-00-011	09/27/2019	\$ 1,500,000	\$ -
Sonoma Valley Unified	Sonoma	Sonoma Valley High	59/70953-00-003	10/11/2019	\$ 1,500,000	\$ -
Santa Barbara Unified	Santa Barbara	Dos Pueblos High	55/76786-00-004	11/18/2019	\$ 1,700,000	\$ -
Hacienda La Puente Unified	Los Angeles	Los Altos High	59/73445-00-003	11/21/2019	\$ 1,231,659	\$ -
Center Joint Unified	Sacramento	Center High	59/73973-00-004	12/06/2019	\$ 280,817	\$ -
Benicia Unified	Solano	Benicia High	55/70524-00-003	12/11/2019	\$ 2,783,347	\$ -
Siskiyou Union High	Siskiyou	Mt. Shasta High	59/70466-00-003	12/11/2019	\$ 493,923	\$ -
Los Alamitos Unified	Orange	Los Alamitos High	55/73924-00-002	12/17/2019	\$ 1,445,589	\$ -
Liberty Union High	Contra Costa	Heritage High	55/61721-00-002	12/20/2019	\$ 1,884,141	\$ -
West Covina Unified	Los Angeles	West Covina High	55/65094-00-005	1/14/2020	\$ 3,000,000	\$ -
West Covina Unified	Los Angeles	Edgewood High	55/65094-00-006	1/14/2020	\$ 3,000,000	\$ -

Summary of CTE Applications	Total (in Dollars)
New Construction	\$ 16,536,772
Modernization	\$ 6,506,398
Total CTEFP	\$ 23,043,170

* OPSC has not yet reviewed the total grant requested and the total number of projects may exceed available bond authority. Placement on this list does not confirm funding.

School Facility Program Applications within Bond Authority*
- in millions of dollars, as of January 1, 2020-



*The projects on this report only represents completed applications that are awaiting Office of Public School Construction (OPSC) processing and scheduling to the State Allocation Board. It does not reflect the OPSC's complete workload or guarantee the project is within available bond authority.

** Includes Facility Hardship Non-Seismic applications.

This list includes future workload that is identified as:

- Pending reflects workload that has been processed by OPSC but awaiting further information/documentation from the district.
- Reviewing reflects currently being processed by OPSC.

INFORMATION ITEM

FULL-DAY KINDERGARTEN FACILITIES GRANT PROGRAM (as of January 31, 2020)

The applications on this list represent Full-Day Kindergarten Facilities Grant Program projects in date order received through August 1, 2020. These applications have been received and are currently being reviewed by the Office of Public School Construction.

Published monthly in the SAB Agenda.

This report is also located on the [OPSC Website](#)

Full-Day Kindergarten Facilities Grant Program
- Workload as of January 31, 2020 -

District	County	Site Name	Application Number	OPSC Date Received	Estimated State Grant (a)	Financial Hardship (b)	Estimated SAB Date
Chico Unified	Butte	Emma Wilson Elementary	70/61424-00-007	5/30/2019	\$ 1,251,446	TBD	TBD
Chico Unified	Butte	Mcanus Elementary	70/61424-00-008	5/30/2019	\$ 1,668,595	TBD	TBD
Chico Unified	Butte	Marigold Elementary	70/61424-00-009	5/30/2019	\$ 1,668,595	TBD	TBD
Chico Unified	Butte	Neal Dow Elementary	70/61424-00-010	5/30/2019	\$ 414,149	TBD	TBD
Chico Unified	Butte	Sierra View Elementary	70/61424-00-011	5/30/2019	\$ 1,251,446	TBD	TBD
Chico Unified	Butte	Rosedale Elementary	70/61424-00-012	5/30/2019	\$ 1,668,595	TBD	TBD
Chico Unified	Butte	Hooker Oak Elementary	70/61424-00-013	5/30/2019	\$ 1,251,446	TBD	TBD
Martinez Unified	Contra Costa	John Muir Elementary	70/61739-00-002	5/30/2019	\$ 834,298	TBD	TBD
West Contra Costa Unified	Contra Costa	Wilson Elementary	70/61796-00-001	5/29/2019	\$ 1,251,446	TBD	TBD
Fowler Unified	Fresno	Marshall Elementary	70/62158-00-003	5/30/2019	\$ 2,920,041	TBD	TBD
Fowler Unified	Fresno	Malaga Elementary	70/62158-00-004	5/30/2019	\$ 834,298	TBD	TBD
Fresno Unified	Fresno	Addams Elementary	70/62166-00-006	5/9/2019	\$ 834,298	TBD	TBD
Fresno Unified	Fresno	Del Mar Elementary	70/62166-00-007	5/9/2019	\$ 1,251,446	TBD	TBD
Fresno Unified	Fresno	Ewing Elementary	70/62166-00-008	5/9/2019	\$ 1,668,595	TBD	TBD
Sanger Unified	Fresno	Lone Star Elementary	70/62414-00-005	5/20/2019	\$ 1,251,446	TBD	TBD
Sanger Unified	Fresno	Lincoln Elementary	70/62414-00-006	5/20/2019	\$ 834,298	TBD	TBD
Sanger Unified	Fresno	Wilson Elementary	70/62414-00-007	5/20/2019	\$ 834,298	TBD	TBD
Sanger Unified	Fresno	Madison Elementary	70/62414-00-008	5/20/2019	\$ 834,298	TBD	TBD
Sanger Unified	Fresno	John Wash Elementary	70/62414-00-009	5/20/2019	\$ 834,298	TBD	TBD
Selma Unified	Fresno	Andrew Jackson Elementary	70/62430-00-008	5/9/2019	\$ 1,668,595	TBD	TBD
Selma Unified	Fresno	Theodore Roosevelt Elementary	70/62430-00-009	5/9/2019	\$ 1,668,595	TBD	TBD
Selma Unified	Fresno	George Washington Elementary	70/62430-00-010	5/9/2019	\$ 1,668,595	TBD	TBD
Selma Unified	Fresno	Indianola Elementary	70/62430-00-011	5/9/2019	\$ 834,298	TBD	TBD
Selma Unified	Fresno	Woodrow Wilson Elementary	70/62430-00-012	5/9/2019	\$ 834,298	TBD	TBD
Selma Unified	Fresno	Garfield Elementary	70/62430-00-013	5/9/2019	\$ 834,298	TBD	TBD
Selma Unified	Fresno	Terry Elementary	70/62430-00-014	5/9/2019	\$ 417,149	TBD	TBD
El Centro Elementary	Imperial	Lincoln Elementary	70/63123-00-004	5/15/2019	\$ 834,298	TBD	TBD
El Centro Elementary	Imperial	Hendrick Elementary	70/63123-00-005	5/15/2019	\$ 834,298	TBD	TBD
El Centro Elementary	Imperial	Harding Elementary	70/63123-00-006	5/15/2019	\$ 834,298	TBD	TBD
Delano Union Elementary	Kern	Morningside Elementary	70/63404-00-006	5/9/2019	\$ 834,298	TBD	TBD
Delano Union Elementary	Kern	Terrace Elementary	70/63404-00-007	5/9/2019	\$ 417,149	TBD	TBD
Delano Union Elementary	Kern	Princeton Street Elementary	70/63404-00-008	5/9/2019	\$ 417,149	TBD	TBD
Greenfield Union	Kern	Palla Elementary	70/63503-00-002	5/15/2019	\$ 2,085,744	TBD	TBD
Greenfield Union	Kern	Plantation Elementary	70/63503-00-003	5/15/2019	\$ 834,298	TBD	TBD
Greenfield Union	Kern	Kendrick Elementary	70/63503-00-004	5/15/2019	\$ 1,251,446	TBD	TBD
Greenfield Union	Kern	Fairview Elementary	70/63503-00-005	5/15/2019	\$ 834,298	TBD	TBD
Greenfield Union	Kern	Valle Verde Elementary	70/63503-00-006	5/15/2019	\$ 2,085,744	TBD	TBD
Greenfield Union	Kern	Granite Pointe Elementary	70/63503-00-007	5/15/2019	\$ 1,251,446	TBD	TBD
Greenfield Union	Kern	Horizon Elementary	70/63503-00-008	5/15/2019	\$ 417,149	TBD	TBD
Southern Kern Unified	Kern	Westpark Elementary	70/63776-00-004	5/9/2019	\$ 1,668,595	TBD	TBD
Standard Elementary	Kern	Wingland Elementary	70/63792-00-005	5/14/2019	\$ 2,502,893	TBD	TBD
Standard Elementary	Kern	Highland Elementary	70/63792-00-006	5/14/2019	\$ 2,085,744	TBD	TBD
Armona Union Elementary	Kings	Armona Elementary	70/63875-00-002	5/13/2019	\$ 1,676,055	TBD	TBD
Hanford Elementary	Kings	Lincoln Elementary	70/63917-00-003	5/6/2019	\$ 1,258,906	TBD	TBD
Hanford Elementary	Kings	Monroe Elementary	70/63917-00-004	5/6/2019	\$ 841,758	TBD	TBD
Kit Carson Union Elementary	Kings	Kit Carson Elementary	70/63958-00-002	5/1/2019	\$ 424,609	TBD	TBD
Lennox Elementary	Los Angeles	Moffett Elementary	70/64709-00-002	5/23/2019	\$ 1,668,595	TBD	TBD
Lennox Elementary	Los Angeles	Dolores Huerta Elementary	70/64709-00-003	5/23/2019	\$ 1,668,595	TBD	TBD
Lennox Elementary	Los Angeles	Jefferson Elementary	70/64709-00-004	5/23/2019	\$ 3,337,190	TBD	TBD
San Marino Unified	Los Angeles	Carver Elementary	70/64964-00-001	5/30/2019	\$ 834,298	TBD	TBD
San Marino Unified	Los Angeles	Valentine Elementary	70/64964-00-002	5/30/2019	\$ 834,298	TBD	TBD
Sulphur Springs Union	Los Angeles	Pinetree Community	70/65045-00-010	5/9/2019	\$ 2,085,744	TBD	TBD
Sulphur Springs Union	Los Angeles	Mitchell Community	70/65045-00-011	5/9/2019	\$ 2,085,744	TBD	TBD

Full-Day Kindergarten Facilities Grant Program
- Workload as of January 31, 2020 -

District	County	Site Name	Application Number	OPSC Date Received	Estimated State Grant (a)	Financial Hardship (b)	Estimated SAB Date
Sulphur Springs Union	Los Angeles	Sulphur Springs Community	70/65045-00-012	5/9/2019	\$ 1,668,595	TBD	TBD
Sulphur Springs Union	Los Angeles	Leona Cox Community	70/65045-00-013	5/9/2019	\$ 1,251,446	TBD	TBD
Sulphur Springs Union	Los Angeles	Canyon Springs Community	70/65045-00-014	5/9/2019	\$ 1,251,446	TBD	TBD
Sulphur Springs Union	Los Angeles	Mint Canyon Community	70/65045-00-015	5/9/2019	\$ 1,251,446	TBD	TBD
Sulphur Springs Union	Los Angeles	Fair Oaks Ranch Community	70/65045-00-016	5/9/2019	\$ 2,920,041	TBD	TBD
Sulphur Springs Union	Los Angeles	Golden Oak Community	70/65045-00-017	5/9/2019	\$ 1,251,446	TBD	TBD
San Rafael City Schools	Marin	San Padro Elementary	70/65458-00-002	5/2/2019	\$ 1,668,595	TBD	TBD
Alisal Union	Monterey	Oscar F. Loya Elementary	70/65961-00-009	5/8/2019	\$ 1,251,446	TBD	TBD
Alisal Union	Monterey	Cesar E. Chavez Elementary	70/65961-00-010	5/8/2019	\$ 1,251,446	TBD	TBD
Alisal Union	Monterey	Creekside Elementary	70/65961-00-011	5/8/2019	\$ 1,251,446	TBD	TBD
Alisal Union	Monterey	Virginia Rocca Barton Elementary	70/65961-00-012	5/8/2019	\$ 1,251,446	TBD	TBD
Alisal Union	Monterey	Dr. Martin Luther King Jr Academy	70/65961-00-013	5/8/2019	\$ 834,298	TBD	TBD
Alisal Union	Monterey	John E. Steinbeck Elementary	70/65961-00-014	5/8/2019	\$ 834,298	TBD	TBD
Alisal Union	Monterey	Monte Bella Elementary	70/65961-00-015	5/8/2019	\$ 417,149	TBD	TBD
Alisal Union	Monterey	Alisal Community	70/65961-00-016	5/8/2019	\$ 417,149	TBD	TBD
Chualar Union Elementary	Monterey	Chualar Elementary	70/65995-00-001	5/28/2019	\$ 841,758	TBD	TBD
Salinas City Elementary	Monterey	University Park Elementary	70/66142-00-001	5/22/2019	\$ 2,085,744	TBD	TBD
Salinas City Elementary	Monterey	Henry F. Kammann Elementary	70/66142-00-002	5/22/2019	\$ 1,668,595	TBD	TBD
Salinas City Elementary	Monterey	Los Padres Elementary	70/66142-00-003	5/22/2019	\$ 1,668,595	TBD	TBD
Salinas City Elementary	Monterey	Mission Park Elementary	70/66142-00-004	5/22/2019	\$ 1,668,595	TBD	TBD
Salinas City Elementary	Monterey	Monterey Park Elementary	70/66142-00-005	5/22/2019	\$ 1,251,446	TBD	TBD
Anaheim Elementary	Orange	Roosevelt Elementary	70/66423-00-001	5/17/2019	\$ 417,149	TBD	TBD
Centralia Elementary	Orange	Los Coyotes Elementary	70/66472-00-006	5/9/2019	\$ 417,149	TBD	TBD
Centralia Elementary	Orange	Raymond Temple Elementary	70/66472-00-007	5/9/2019	\$ 1,251,446	TBD	TBD
Centralia Elementary	Orange	George B. Miller Elementary	70/66472-00-008	5/9/2019	\$ 417,149	TBD	TBD
Centralia Elementary	Orange	Dysinger Elementary	70/66472-00-009	5/9/2019	\$ 417,149	TBD	TBD
Centralia Elementary	Orange	San Marino Elementary	70/66472-00-010	5/9/2019	\$ 417,149	TBD	TBD
Santa Ana Unified	Orange	George Washington Elementary	70/66670-00-015	5/1/2019	\$ 2,502,893	TBD	TBD
Santa Ana Unified	Orange	Dr. Martin Luther King Jr Elementary	70/66670-00-016	5/1/2019	\$ 417,149	TBD	TBD
Santa Ana Unified	Orange	Thomas A. Edison Elementary	70/66670-00-017	5/1/2019	\$ 1,668,595	TBD	TBD
Santa Ana Unified	Orange	John Muir Fundamental Elementary	70/66670-00-018	5/1/2019	\$ 834,298	TBD	TBD
Santa Ana Unified	Orange	Pio Pico Elementary	70/66670-00-019	5/1/2019	\$ 834,298	TBD	TBD
Santa Ana Unified	Orange	Jim Thorpe Fundamental Elementary	70/66670-00-020	5/1/2019	\$ 1,251,446	TBD	TBD
Santa Ana Unified	Orange	Walker Elementary	70/66670-00-021	5/1/2019	\$ 417,149	TBD	TBD
Santa Ana Unified	Orange	James A. Garfield Elementary	70/66670-00-022	5/1/2019	\$ 1,251,446	TBD	TBD
Santa Ana Unified	Orange	Greenville Fundamental Elementary	70/66670-00-023	5/1/2019	\$ 1,668,595	TBD	TBD
Santa Ana Unified	Orange	Abraham Lincoln Elementary	70/66670-00-024	5/1/2019	\$ 1,668,595	TBD	TBD
Santa Ana Unified	Orange	Monte Vista Elementary	70/66670-00-025	5/1/2019	\$ 834,298	TBD	TBD
Santa Ana Unified	Orange	Theodore Roosevelt Elementary	70/66670-00-026	5/1/2019	\$ 834,298	TBD	TBD
Santa Ana Unified	Orange	Sepulveda Elementary	70/66670-00-027	5/1/2019	\$ 417,149	TBD	TBD
Santa Ana Unified	Orange	Woodrow Wilson Elementary	70/66670-00-028	5/1/2019	\$ 834,298	TBD	TBD
Alvord Unified	Riverside	Valley View Elementary	70/66977-00-014	5/1/2019	\$ 1,251,446	TBD	TBD
Alvord Unified	Riverside	Foothill Elementary	70/66977-00-015	5/1/2019	\$ 1,251,446	TBD	TBD
Alvord Unified	Riverside	Mcauliffe Elementary	70/66977-00-016	5/1/2019	\$ 1,668,595	TBD	TBD
Alvord Unified	Riverside	Promendade Elementary	70/66977-00-017	5/1/2019	\$ 1,251,446	TBD	TBD
Alvord Unified	Riverside	Terrace Elementary	70/66977-00-018	5/1/2019	\$ 1,668,595	TBD	TBD
Alvord Unified	Riverside	Orrenmaa Elementary	70/66977-00-019	5/1/2019	\$ 834,298	TBD	TBD
Alvord Unified	Riverside	Myra Linn Elementary	70/66977-00-020	5/1/2019	\$ 834,298	TBD	TBD
Alvord Unified	Riverside	Rosemary Kennedy Elementary	70/66977-00-021	5/1/2019	\$ 834,298	TBD	TBD
Alvord Unified	Riverside	Arlanza Elementary	70/66977-00-022	5/1/2019	\$ 834,298	TBD	TBD
Alvord Unified	Riverside	Collett Elementary	70/66977-00-023	5/1/2019	\$ 1,251,446	TBD	TBD
Alvord Unified	Riverside	Lake Hills Elementary	70/66977-00-024	5/1/2019	\$ 1,251,446	TBD	TBD
Alvord Unified	Riverside	La Granada Elementary	70/66977-00-025	5/1/2019	\$ 1,251,446	TBD	TBD

Full-Day Kindergarten Facilities Grant Program
- Workload as of January 31, 2020 -

District	County	Site Name	Application Number	OPSC Date Received	Estimated State Grant (a)	Financial Hardship (b)	Estimated SAB Date
Alvord Unified	Riverside	Twinhill Elementary	70/66977-00-026	5/1/2019	\$ 834,298	TBD	TBD
Desert Sands Unified	Riverside	Kennedy Elementary	70/67058-00-001	5/23/2019	\$ 620,850	TBD	TBD
Moreno Valley Unified	Riverside	Butterfield Elementary	70/67124-00-009	5/30/2019	\$ 1,251,446	TBD	TBD
Moreno Valley Unified	Riverside	Honey Hollow Elementary	70/67124-00-010	5/30/2019	\$ 1,251,446	TBD	TBD
Moreno Valley Unified	Riverside	North Ridge Elementary	70/67124-00-011	5/30/2019	\$ 1,251,446	TBD	TBD
Moreno Valley Unified	Riverside	Ridge Crest Elementary	70/67124-00-012	5/30/2019	\$ 834,298	TBD	TBD
Moreno Valley Unified	Riverside	Seneca Elementary	70/67124-00-013	5/30/2019	\$ 834,298	TBD	TBD
Moreno Valley Unified	Riverside	Serrano Elementary	70/67124-00-014	5/30/2019	\$ 834,298	TBD	TBD
Moreno Valley Unified	Riverside	Bear Valley Elementary	70/67124-00-015	5/30/2019	\$ 417,149	TBD	TBD
Moreno Valley Unified	Riverside	Cloverdale Elementary	70/67124-00-016	5/30/2019	\$ 417,149	TBD	TBD
Moreno Valley Unified	Riverside	Creekside Elementary	70/67124-00-017	5/30/2019	\$ 417,149	TBD	TBD
Moreno Valley Unified	Riverside	Hidden Springs Elementary	70/67124-00-018	5/30/2019	\$ 417,149	TBD	TBD
Nuview Union	Riverside	Valley View Elementary	70/67157-00-001	5/24/2019	\$ 841,758	TBD	TBD
Riverside Unified	Riverside	Highgrove Elementary	70/67215-00-001	5/14/2019	\$ 1,361,219	TBD	TBD
Riverside Unified	Riverside	Jefferson Elementary	70/67215-00-002	5/14/2019	\$ 1,668,595	TBD	TBD
Riverside Unified	Riverside	Madison Elementary	70/67215-00-003	5/15/2019	\$ 2,085,744	TBD	TBD
Riverside Unified	Riverside	Longfellow Elementary	70/67215-00-004	5/14/2019	\$ 2,085,744	TBD	TBD
Riverside Unified	Riverside	Monroe Elementary	70/67215-00-005	5/14/2019	\$ 2,085,744	TBD	TBD
Riverside Unified	Riverside	Adams Elementary	70/67215-00-006	5/14/2019	\$ 1,251,446	TBD	TBD
Riverside Unified	Riverside	Alcott Elementary	70/67215-00-007	5/14/2019	\$ 834,298	TBD	TBD
Riverside Unified	Riverside	Fremont Elementary	70/67215-00-008	5/14/2019	\$ 907,480	TBD	TBD
San Jacinto Unified	Riverside	San Jacinto Elementary	70/67249-00-001	5/24/2019	\$ 1,668,595	TBD	TBD
San Jacinto Unified	Riverside	Edward Hyatt Elementary	70/67249-00-002	5/24/2019	\$ 417,149	TBD	TBD
Robla Elementary	Sacramento	Bell Avenue Elementary	70/67421-00-004	5/9/2019	\$ 841,758	TBD	TBD
Robla Elementary	Sacramento	Glenwood Elementary	70/67421-00-005	5/9/2019	\$ 1,258,906	TBD	TBD
Robla Elementary	Sacramento	Taylor Street Elementary	70/67421-00-006	5/9/2019	\$ 841,758	TBD	TBD
Hollister	San Benito	Calaveras Elementary	70/67470-00-005	5/30/2019	\$ 1,668,595	TBD	TBD
Hollister	San Benito	Ro Hardin Elementary	70/67470-00-006	5/30/2019	\$ 1,668,595	TBD	TBD
Hollister	San Benito	Gabilan Hills Elementary/Hdla	70/67470-00-007	5/30/2019	\$ 2,085,744	TBD	TBD
Hollister	San Benito	Cerra Vista Elementary	70/67470-00-008	5/30/2019	\$ 2,085,744	TBD	TBD
Colton Joint Unified	San Bernardino	Mckinley Elementary	70/67686-00-001	5/30/2019	\$ 834,298	TBD	TBD
Colton Joint Unified	San Bernardino	Ruth Grimes Elementary	70/67686-00-002	5/30/2019	\$ 1,251,446	TBD	TBD
Colton Joint Unified	San Bernardino	Wilson Elementary	70/67686-00-003	5/30/2019	\$ 834,298	TBD	TBD
Colton Joint Unified	San Bernardino	Rogers Elementary	70/67686-00-004	5/30/2019	\$ 834,298	TBD	TBD
Colton Joint Unified	San Bernardino	Crestmore Elementary	70/67686-00-005	5/30/2019	\$ 417,149	TBD	TBD
Colton Joint Unified	San Bernardino	Zimmerman Elementary	70/67686-00-006	5/30/2019	\$ 417,149	TBD	TBD
Cucamonga Elementary	San Bernardino	Cucamonga Elementary	70/67694-00-001	5/22/2019	\$ 1,258,906	TBD	TBD
Fontana Unified	San Bernardino	Locust Elementary	70/67710-00-021	5/30/2019	\$ 417,149	TBD	TBD
Fontana Unified	San Bernardino	Primrose Elementary	70/67710-00-022	5/30/2019	\$ 834,298	TBD	TBD
Fontana Unified	San Bernardino	Dorothy Grant Elementary	70/67710-00-023	5/30/2019	\$ 417,149	TBD	TBD
Fontana Unified	San Bernardino	Hemlock Elementary	70/67710-00-024	5/30/2019	\$ 834,298	TBD	TBD
Fontana Unified	San Bernardino	Poplar Elementary	70/67710-00-025	5/30/2019	\$ 834,298	TBD	TBD
Fontana Unified	San Bernardino	Sierra Lakes Elementary	70/67710-00-026	5/30/2019	\$ 417,149	TBD	TBD
Fontana Unified	San Bernardino	Oleander Elementary	70/67710-00-027	5/30/2019	\$ 1,668,595	TBD	TBD
Fontana Unified	San Bernardino	Porter Elementary	70/67710-00-028	5/30/2019	\$ 1,251,446	TBD	TBD
Fontana Unified	San Bernardino	Beech Elementary	70/67710-00-029	5/30/2019	\$ 834,298	TBD	TBD
Fontana Unified	San Bernardino	Palmetto Elementary	70/67710-00-030	5/30/2019	\$ 1,251,446	TBD	TBD
Fontana Unified	San Bernardino	Date Elementary	70/67710-00-031	5/30/2019	\$ 1,251,446	TBD	TBD
Fontana Unified	San Bernardino	Randall Pepper Elementary	70/67710-00-032	5/30/2019	\$ 834,298	TBD	TBD
Fontana Unified	San Bernardino	Citrus Elementary	70/67710-00-033	5/30/2019	\$ 834,298	TBD	TBD
Fontana Unified	San Bernardino	Cypress Elementary	70/67710-00-034	5/30/2019	\$ 1,251,446	TBD	TBD
Fontana Unified	San Bernardino	Canyon Crest Elementary	70/67710-00-035	5/30/2019	\$ 834,298	TBD	TBD
Fontana Unified	San Bernardino	Live Oak Elementary	70/67710-00-036	5/30/2019	\$ 834,298	TBD	TBD

Full-Day Kindergarten Facilities Grant Program
- Workload as of January 31, 2020 -

District	County	Site Name	Application Number	OPSC Date Received	Estimated State Grant (a)	Financial Hardship (b)	Estimated SAB Date
Fontana Unified	San Bernardino	West Randall Elementary	70/67710-00-037	5/30/2019	\$ 417,149	TBD	TBD
Fontana Unified	San Bernardino	N. Tamarind Elementary	70/67710-00-038	5/30/2019	\$ 417,149	TBD	TBD
Rialto Unified	San Bernardino	Lm Preston Elementary	70/67850-00-005	5/29/2019	\$ 417,149	TBD	TBD
Rialto Unified	San Bernardino	Trapp Elementary	70/67850-00-006	5/29/2019	\$ 417,149	TBD	TBD
Dehesa Elementary	San Diego	Dehesa Elementary	70/68049-00-002	5/15/2019	\$ 841,758	TBD	TBD
Escondido Union Elementary	San Diego	Orange Glen Elementary	70/68098-00-001	5/22/2019	\$ 1,251,446	TBD	TBD
Mountain Empire Unified	San Diego	Campo Elementary	70/68213-00-005	5/21/2019	\$ 834,298	TBD	TBD
Mountain Empire Unified	San Diego	Clover Flat Elementary	70/68213-00-006	5/21/2019	\$ 834,298	TBD	TBD
Mountain Empire Unified	San Diego	Potrero Elementary	70/68213-00-007	5/21/2019	\$ 834,298	TBD	TBD
Mountain Empire Unified	San Diego	Descanso Elementary	70/68213-00-008	5/21/2019	\$ 834,298	TBD	TBD
Santee Elementary	San Diego	Sycamore Canyon Elementary	70/68361-00-006	5/23/2019	\$ 1,258,906	TBD	TBD
Santee Elementary	San Diego	Pride Academy	70/68361-00-007	5/23/2019	\$ 1,258,906	TBD	TBD
Santee Elementary	San Diego	Carlton Hills Elementary	70/68361-00-008	5/23/2019	\$ 1,258,906	TBD	TBD
Santee Elementary	San Diego	Cajon Park Elementary	70/68361-00-009	5/23/2019	\$ 1,258,906	TBD	TBD
Lincoln Unified	San Joaquin	John R. Williams	70/68569-00-001	5/2/2019	\$ 417,149	TBD	TBD
Lincoln Unified	San Joaquin	Brookside Elementary	70/68569-00-002	5/2/2019	\$ 417,149	TBD	TBD
Lincoln Unified	San Joaquin	Don Riggio	70/68569-00-003	5/2/2019	\$ 417,149	TBD	TBD
Lucia Mar Unified	San Luis Obispo	Dorthea Lange Elementary	70/68759-00-003	5/1/2019	\$ 834,298	TBD	TBD
Lucia Mar Unified	San Luis Obispo	Dana Elementary	70/68759-00-004	5/1/2019	\$ 834,298	TBD	TBD
Lucia Mar Unified	San Luis Obispo	Shell Beach Elementary	70/68759-00-005	5/29/2019	\$ 834,298	TBD	TBD
College Elementary	Santa Barbara	College Elementary	70/69179-00-001	5/28/2019	\$ 424,609	TBD	TBD
Lompoc Unified	Santa Barbara	Arthur Hapgood Elementary	70/69229-00-001	5/24/2019	\$ 1,251,446	TBD	TBD
Lompoc Unified	Santa Barbara	La Canada Elementary	70/69229-00-002	5/24/2019	\$ 1,251,446	TBD	TBD
Lompoc Unified	Santa Barbara	Miguelito Elementary	70/69229-00-003	5/24/2019	\$ 1,251,446	TBD	TBD
Lompoc Unified	Santa Barbara	Leonora Fillmore Elementary	70/69229-00-004	5/24/2019	\$ 834,298	TBD	TBD
Lompoc Unified	Santa Barbara	Buena Vista Elementary	70/69229-00-005	5/24/2019	\$ 834,298	TBD	TBD
Lompoc Unified	Santa Barbara	Clarence Ruth Elementary	70/69229-00-006	5/24/2019	\$ 834,298	TBD	TBD
Lompoc Unified	Santa Barbara	La Honda Elementary	70/69229-00-007	5/24/2019	\$ 834,298	TBD	TBD
Lompoc Unified	Santa Barbara	Crestview Elementary	70/69229-00-008	5/24/2019	\$ 834,298	TBD	TBD
Lompoc Unified	Santa Barbara	Los Berros Elementary	70/69229-00-009	5/24/2019	\$ 834,298	TBD	TBD
Luther Burbank Elementary	Santa Clara	Luther Burbank Elementary	70/69542-00-002	5/9/2019	\$ 1,258,906	TBD	TBD
Morgan Hill Unified	Santa Clara	Nordstrom Elementary	70/69583-00-004	5/30/2019	\$ 2,085,744	TBD	TBD
Morgan Hill Unified	Santa Clara	Jackson Academy	70/69583-00-005	5/30/2019	\$ 1,251,446	TBD	TBD
Morgan Hill Unified	Santa Clara	San Martin/Gwinn Elementary	70/69583-00-006	5/30/2019	\$ 1,251,446	TBD	TBD
San Jose Unified	Santa Clara	Booksin Elementary	70/69666-00-001	5/7/2019	\$ 1,668,595	TBD	TBD
San Jose Unified	Santa Clara	Los Alamitos Elementary	70/69666-00-002	5/7/2019	\$ 1,251,446	TBD	TBD
Union Elementary	Santa Clara	Guadalupe Elementary	70/69708-00-001	5/30/2019	\$ 834,298	TBD	TBD
Pajaro Valley Unified	Santa Cruz	Hall District Elementary	70/69799-00-001	5/30/2019	\$ 1,251,446	TBD	TBD
Pajaro Valley Unified	Santa Cruz	Calabasas Elementary	70/69799-00-002	5/30/2019	\$ 2,085,744	TBD	TBD
Pajaro Valley Unified	Santa Cruz	Amesti Elementary	70/69799-00-003	5/30/2019	\$ 1,668,595	TBD	TBD
Pajaro Valley Unified	Santa Cruz	Starlight Elementary	70/69799-00-004	5/30/2019	\$ 2,085,744	TBD	TBD
Pajaro Valley Unified	Santa Cruz	Freedom Elementary	70/69799-00-005	5/30/2019	\$ 1,251,446	TBD	TBD
Pajaro Valley Unified	Santa Cruz	Ann Soldo Elementary	70/69799-00-006	5/30/2019	\$ 834,298	TBD	TBD
Pajaro Valley Unified	Santa Cruz	H.A. Hyde Elementary	70/69799-00-007	5/30/2019	\$ 1,251,446	TBD	TBD
Pajaro Valley Unified	Santa Cruz	Mar Vista Elementary	70/69799-00-008	5/30/2019	\$ 834,298	TBD	TBD
Pajaro Valley Unified	Santa Cruz	Radcliff Elementary	70/69799-00-009	5/30/2019	\$ 1,668,595	TBD	TBD
Pajaro Valley Unified	Santa Cruz	Mintie White Elementary	70/69799-00-010	5/30/2019	\$ 2,085,744	TBD	TBD
Pajaro Valley Unified	Santa Cruz	T.S. Macquiddy Elementary	70/69799-00-011	5/30/2019	\$ 1,251,446	TBD	TBD
Pajaro Valley Unified	Santa Cruz	Landmark Elementary	70/69799-00-012	5/30/2019	\$ 1,251,446	TBD	TBD
Pajaro Valley Unified	Santa Cruz	Bradley Elementary	70/69799-00-013	5/30/2019	\$ 1,251,446	TBD	TBD
Pajaro Valley Unified	Santa Cruz	Ohlone Elementary	70/69799-00-014	5/30/2019	\$ 417,149	TBD	TBD
Pajaro Valley Unified	Santa Cruz	Valencia Elementary	70/69799-00-015	5/30/2019	\$ 1,668,595	TBD	TBD
Pajaro Valley Unified	Santa Cruz	Rio Del Mar Elementary	70/69799-00-016	5/30/2019	\$ 834,298	TBD	TBD

Full-Day Kindergarten Facilities Grant Program
- Workload as of January 31, 2020 -

District	County	Site Name	Application Number	OPSC Date Received	Estimated State Grant (a)	Financial Hardship (b)	Estimated SAB Date
Pajaro Valley Unified	Santa Cruz	Alianza Charter	70/69799-00-017	5/30/2019	\$ 1,668,595	TBD	TBD
Fairfield-Suisun Unified	Solano	Suisun Elementary	70/70540-00-003	5/2/2019	\$ 834,298	TBD	TBD
Fairfield-Suisun Unified	Solano	David Weir Elementary	70/70540-00-004	5/2/2019	\$ 417,149	TBD	TBD
Vacaville Unified	Solano	Edwin Markham Elementary	70/70573-00-002	5/2/2019	\$ 2,085,744	TBD	TBD
Ceres Unified	Stanislaus	Sam Vaughn Elementary	70/71043-00-002	5/23/2019	\$ 824,047	TBD	TBD
Cutler-Orosi Joint Unified	Tulare	Palm Elementary	70/71860-00-005	5/1/2019	\$ 2,502,893	TBD	TBD
Lindsay Unified	Tulare	Jefferson Elementary	70/71993-00-007	5/9/2019	\$ 834,298	TBD	TBD
Lindsay Unified	Tulare	Reagan Elementary	70/71993-00-008	5/9/2019	\$ 834,298	TBD	TBD
Lindsay Unified	Tulare	Kennedy Elementary	70/71993-00-009	5/9/2019	\$ 417,149	TBD	TBD
Sequoia Union Elementary	Tulare	Sequoia Elementary	70/72116-00-001	5/20/2019	\$ 841,758	TBD	TBD
Tulare City Elementary	Tulare	Roosevelt Elementary	70/72231-00-002	5/6/2019	\$ 2,510,353	TBD	TBD
Visalia Unified	Tulare	Goshen Elementary	70/72256-00-002	5/13/2019	\$ 1,676,055	TBD	TBD
Sonora Elementary	Toulumne	Sonora Elementary	70/72371-00-002	5/7/2019	\$ 824,048	TBD	TBD
Oxnard Elementary	Ventura	Marina West Elementary	70/72538-00-005	5/9/2019	\$ 2,085,744	TBD	TBD
Oxnard Elementary	Ventura	Rose Avenue Elementary	70/72538-00-006	5/9/2019	\$ 1,668,595	TBD	TBD
Oxnard Elementary	Ventura	Ramona Elementary	70/72538-00-007	5/9/2019	\$ 834,298	TBD	TBD
Oxnard Elementary	Ventura	Sierra Linda Elementary	70/72538-00-008	5/9/2019	\$ 2,502,893	TBD	TBD
Reef-Sunset Unified	Kings	Tamarack Elementary	70/73932-00-002	5/20/2019	\$ 1,668,595	TBD	TBD
Center Joint Unified	Sacramento	North Country Elementary	70/73973-00-006	5/9/2019	\$ 1,251,446	TBD	TBD
Center Joint Unified	Sacramento	Arthur Dudley Elementary	70/73973-00-007	5/9/2019	\$ 834,298	TBD	TBD
Center Joint Unified	Sacramento	Cyril Spinelli Elementary	70/73973-00-008	5/9/2019	\$ 834,298	TBD	TBD
Lake Elsinore Unified	Riverside	Railroad Canyon Elementary	70/75176-00-001	5/22/2019	\$ 1,648,095	TBD	TBD
Porterville Unified	Tulare	Santa Fe Elementary	70/75523-00-002	5/29/2019	\$ 1,676,055	TBD	TBD
Santa Barbara Unified	Santa Barbara	Adams Elementary	70/76786-00-002	5/9/2019	\$ 1,251,446	TBD	TBD
Santa Barbara Unified	Santa Barbara	Harding University Partnership	70/76786-00-003	5/9/2019	\$ 1,251,446	TBD	TBD
Upper Lake Unified	Lake	Upper Lake Elementary	70/76976-00-002	5/9/2019	\$ 1,258,906	TBD	TBD
Kelseyville Unified	Lake	Kelseyville Elementary	71/64014-00-002	5/23/2019	\$ 806,528	TBD	TBD
Los Nietos Elementary	Los Angeles	Nelson Elementary	71/64758-00-002	5/29/2019	\$ 359,828	TBD	TBD
Sulphur Springs Union	Los Angeles	Valley View Community	71/65045-00-001	5/9/2019	\$ 711,700	TBD	TBD
Whittier City	Los Angeles	Phelan Elementary	71/65110-00-003	5/13/2019	\$ 355,850	TBD	TBD
Whittier City	Los Angeles	Jackson Elementary	71/65110-00-004	5/13/2019	\$ 242,393	TBD	TBD
Whittier City	Los Angeles	Mill Elementary	71/65110-00-005	5/13/2019	\$ 121,196	TBD	TBD
Livingston Union	Merced	Campus Park Elementary	71/65748-00-001	5/30/2019	\$ 359,828	TBD	TBD
Livingston Union	Merced	Selma Herndon Elementary	71/65748-00-002	5/30/2019	\$ 893,603	TBD	TBD
Ocean View Elementary	Orange	Westmont Elementary	71/66613-00-001	5/13/2019	\$ 177,925	TBD	TBD
Ocean View Elementary	Orange	College View Elementary	71/66613-00-002	5/13/2019	\$ 177,925	TBD	TBD
Santa Ana Unified	Orange	Romero-Cruz Academy	71/66670-00-020	5/1/2019	\$ 242,393	TBD	TBD
Santa Ana Unified	Orange	George Washington Carver Elementary	71/66670-00-021	5/1/2019	\$ 242,393	TBD	TBD
Santa Ana Unified	Orange	Thomas Jefferson Elementary	71/66670-00-022	5/1/2019	\$ 363,589	TBD	TBD
Santa Ana Unified	Orange	Andrew Jackson Elementary	71/66670-00-023	5/1/2019	\$ 686,450	TBD	TBD
Santa Ana Unified	Orange	Martin R. Heninger Elementary	71/66670-00-024	5/1/2019	\$ 363,589	TBD	TBD
Santa Ana Unified	Orange	John Adams Elementary	71/66670-00-025	5/1/2019	\$ 242,393	TBD	TBD
Santa Ana Unified	Orange	John Muir Fundamental Elementary	71/66670-00-026	5/1/2019	\$ 363,589	TBD	TBD
Santa Ana Unified	Orange	Santiago Elementary	71/66670-00-027	5/1/2019	\$ 533,775	TBD	TBD
Santa Ana Unified	Orange	John C. Fremont Elementary	71/66670-00-028	5/1/2019	\$ 121,196	TBD	TBD
Santa Ana Unified	Orange	Heroes Elementary	71/66670-00-029	5/1/2019	\$ 121,196	TBD	TBD
Santa Ana Unified	Orange	John F. Kennedy Elementary	71/66670-00-030	5/1/2019	\$ 484,785	TBD	TBD
Santa Ana Unified	Orange	James Madison Elementary	71/66670-00-031	5/1/2019	\$ 1,245,475	TBD	TBD
Santa Ana Unified	Orange	Glenn L. Martin Elementary	71/66670-00-032	5/1/2019	\$ 484,785	TBD	TBD
Santa Ana Unified	Orange	William Howard Taft Elementary	71/66670-00-033	5/1/2019	\$ 121,196	TBD	TBD
Santa Ana Unified	Orange	Wallace R. Davis Elementary	71/66670-00-034	5/1/2019	\$ 355,850	TBD	TBD
Santa Ana Unified	Orange	Diamond Elementary	71/66670-00-035	5/1/2019	\$ 355,850	TBD	TBD
Santa Ana Unified	Orange	Carl Harvey Elementary	71/66670-00-036	5/1/2019	\$ 121,196	TBD	TBD

Full-Day Kindergarten Facilities Grant Program
- Workload as of January 31, 2020 -

District	County	Site Name	Application Number	OPSC Date Received	Estimated State Grant (a)	Financial Hardship (b)	Estimated SAB Date
Santa Ana Unified	Orange	Herbert Hoover Elementary	71/66670-00-037	5/1/2019	\$ 121,196	TBD	TBD
Santa Ana Unified	Orange	James Russell Elementary	71/66670-00-038	5/1/2019	\$ 605,981	TBD	TBD
Santa Ana Unified	Orange	James Monroe Elementary	71/66670-00-039	5/1/2019	\$ 121,196	TBD	TBD
Centralia Elementary	Orange	Danbrook Elementary	71/66742-00-002	5/9/2019	\$ 711,700	TBD	TBD
Moreno Valley Unified	Riverside	Butterfield Elementary	71/67124-00-007	5/30/2019	\$ 242,393	TBD	TBD
Moreno Valley Unified	Riverside	Bear Valley Elementary	71/67124-00-008	5/30/2019	\$ 363,589	TBD	TBD
Moreno Valley Unified	Riverside	Cloverdale Elementary	71/67124-00-009	5/30/2019	\$ 363,589	TBD	TBD
Moreno Valley Unified	Riverside	Creekside Elementary	71/67124-00-010	5/30/2019	\$ 363,589	TBD	TBD
Moreno Valley Unified	Riverside	Hidden Springs Elementary	71/67124-00-011	5/30/2019	\$ 242,393	TBD	TBD
Riverside Unified	Riverside	Harrison Elementary	71/67215-00-001	5/15/2019	\$ 242,393	TBD	TBD
Riverside Unified	Riverside	Jackson Elementary	71/67215-00-002	5/14/2019	\$ 242,393	TBD	TBD
Colton Joint Unified	San Bernardino	Crestmore Elementary	71/67686-00-001	5/30/2019	\$ 533,775	TBD	TBD
Colton Joint Unified	San Bernardino	Zimmerman Elementary	71/67686-00-002	5/30/2019	\$ 533,775	TBD	TBD
Fontana Unified	San Bernardino	Locust Elementary	71/67710-00-012	5/30/2019	\$ 242,393	TBD	TBD
Fontana Unified	San Bernardino	Primrose Elementary	71/67710-00-013	5/30/2019	\$ 242,393	TBD	TBD
Fontana Unified	San Bernardino	Juniper Elementary	71/67710-00-014	5/30/2019	\$ 355,850	TBD	TBD
Fontana Unified	San Bernardino	Tokay Elementary	71/67710-00-016	5/30/2019	\$ 355,850	TBD	TBD
Fontana Unified	San Bernardino	Randall Pepper Elementary	71/67710-00-017	5/30/2019	\$ 242,393	TBD	TBD
Fontana Unified	San Bernardino	South Tamarind Elementary	71/67710-00-018	5/30/2019	\$ 533,775	TBD	TBD
Fontana Unified	San Bernardino	Chaparral Elementary	71/67710-00-019	5/30/2019	\$ 121,196	TBD	TBD
Fontana Unified	San Bernardino	Shadow Hills Elementary	71/67710-00-020	5/30/2019	\$ 121,196	TBD	TBD
Fontana Unified	San Bernardino	Maple Elementary	71/67710-00-021	5/30/2019	\$ 533,775	TBD	TBD
Fontana Unified	San Bernardino	Almond Elementary	71/67710-00-022	5/30/2019	\$ 121,196	TBD	TBD
Fontana Unified	San Bernardino	Oak Park Elementary	71/67710-00-015	5/30/2019	\$ 121,196	TBD	TBD
Rialto Unified	San Bernardino	Lm Preston Elementary	71/67850-00-008	5/29/2019	\$ 355,850	TBD	TBD
Rialto Unified	San Bernardino	Morgan Elementary	71/67850-00-009	5/29/2019	\$ 363,589	TBD	TBD
Rialto Unified	San Bernardino	Morris Elementary	71/67850-00-010	5/29/2019	\$ 242,393	TBD	TBD
Rialto Unified	San Bernardino	Dollahan Elementary	71/67850-00-011	5/29/2019	\$ 242,393	TBD	TBD
Rialto Unified	San Bernardino	J.C. Boyd Elementary	71/67850-00-012	5/29/2019	\$ 242,393	TBD	TBD
Rialto Unified	San Bernardino	Dunn Elementary	71/67850-00-013	5/29/2019	\$ 121,196	TBD	TBD
Santee Elementary	San Diego	Hill Creek Elementary	71/68361-00-008	5/23/2019	\$ 359,828	TBD	TBD
Banta Elementary	San Joaquin	Banta Elementary	71/68486-00-001	5/29/2019	\$ 181,903	TBD	TBD
Banta Elementary	San Joaquin	Nextgeneration Steam Academy	71/68486-00-002	5/29/2019	\$ 164,488	TBD	TBD
Lincoln Unified	San Joaquin	John R. Williams	71/68569-00-001	5/3/2019	\$ 177,925	TBD	TBD
Lincoln Unified	San Joaquin	Tully C. Knoles	71/68569-00-002	5/2/2019	\$ 121,196	TBD	TBD
Lincoln Unified	San Joaquin	Claudia Landeen	71/68569-00-003	5/2/2019	\$ 242,393	TBD	TBD
Lincoln Unified	San Joaquin	Colonial Heights	71/68569-00-004	5/2/2019	\$ 121,196	TBD	TBD
Lincoln Unified	San Joaquin	Mable Barron	71/68569-00-005	5/2/2019	\$ 121,196	TBD	TBD
Morgan Hill Unified	Santa Clara	El Toro Elementary	71/69583-00-006	5/30/2019	\$ 363,589	TBD	TBD
Morgan Hill Unified	Santa Clara	Los Paseos Elementary	71/69583-00-007	5/30/2019	\$ 484,785	TBD	TBD
Morgan Hill Unified	Santa Clara	Paradise Valley Elementary	71/69583-00-008	5/30/2019	\$ 242,393	TBD	TBD
Morgan Hill Unified	Santa Clara	Pa Walsh Elementary	71/69583-00-009	5/30/2019	\$ 484,785	TBD	TBD
Morgan Hill Unified	Santa Clara	Barrett Elementary	71/69583-00-010	5/30/2019	\$ 121,196	TBD	TBD
Strathmore Union Elementary	Tulare	Strathmore Elementary	71/72157-00-001	5/13/2019	\$ 164,488	TBD	TBD
Sunnyside Union Elementary	Tulare	Sunnyside Elementary	71/72181-00-001	5/20/2019	\$ 164,488	TBD	TBD
Compton Unified	Los Angeles	Martin Luther King Elementary	71/73437-00-001	5/29/2019	\$ 363,589	TBD	TBD

Full-Day Kindergarten Facilities Grant Program
 - Workload as of January 31, 2020 -

District	County	Site Name	Application Number	OPSC Date Received	Estimated State Grant (a)	Financial Hardship (b)	Estimated SAB Date
----------	--------	-----------	--------------------	--------------------	---------------------------	------------------------	--------------------

Summary of Full-Day Kindergarten Facilities Grant Program		Total (in Dollars)
New Construction		\$ 274,990,692
Retrofit		\$ 23,782,903
Full-Day Kindergarten Total		\$ 298,773,595

* Full-Day Kindergarten Facilities Grant Program applications received by OPSC for the May 2019 Filing Round. OPSC has not yet reviewed the total grant requested and the total number of projects may exceed available expenditure authority. Placement on this list does not confirm funding.

INFORMATION ITEM

SCHOOL FACILITY PROGRAM APPLICATIONS RECEIVED BEYOND BOND AUTHORITY LIST (as of January 31, 2020)

The applications on this list represent School Facility Program (SFP) New Construction and Modernization projects in date order received that were received on or after September 13, 2018 through December 31, 2019. These applications have been received, but not reviewed, by the Office of Public School Construction (OPSC). This list is presented to the State Allocation Board for acknowledgement, but not approval pursuant to SFP Regulation Section 1859.95.1.

Published monthly in the SAB Agenda.

This report is also on the [OPSC Website](http://www.dgs.ca.gov/opsc) at:
www.dgs.ca.gov/opsc

SFP APPLICATIONS

New Construction Acknowledged Applications Received Past Existing Authority as of January 31, 2020

District	County	Site Name	DSA Number	50-04 Date Received	Estimated State Grant (a)	Estimated Financial Hardship (b)
Imperial County Office of Education	Imperial	La Paloma Middle	04-116828	09/14/18	\$ 1,442,651	\$ 1,442,651
Winters Joint Unified	Yolo	Winters High	02-115475	09/14/18	\$ 2,188,077	\$ -
Plaza Elementary	Glenn	Plaza Elementary	02-116764	09/18/18	\$ 2,672,913	\$ 2,672,913
Gustine Unified	Merced	Gustine High	02-116135	09/19/18	\$ 4,814,849	\$ 4,814,849
Corona-Norco Unified	Riverside	Roosevelt High	04-115480	09/21/18	\$ 15,085,368	\$ -
Round Valley Unified	Mendocino	Round Valley High	01-117277	09/24/18	\$ 2,353,745	\$ 2,353,745
Live Oak Unified	Sutter	Live Oak Middle	02-116511	09/24/18	\$ 1,776,402	\$ -
Corona-Norco Unified	Riverside	Garretson Elementary	04-115277	10/01/18	\$ 3,682,897	\$ -
Lammersville Joint Unified	San Joaquin	Cordes Elementary	02-116707	10/04/18	\$ 14,117,100	\$ -
San Benito High	San Benito	San Benito High	01-117136	10/08/18	\$ 6,418,818	\$ -
Fairfield-Suisun Unified	Solano	E Ruth Sheldon Academy of Innovative Learning	02-116436	10/10/18	\$ 1,574,262	\$ -
Grossmont Union High	San Diego	Granite Hills High	04-116776	10/12/18	\$ 966,051	\$ -
El Centro Elementary	Imperial	Harding Elementary	04-117257	10/15/18	\$ 1,656,420	\$ -
Wasco Union Elementary	Kern	James A Forrest Elementary	03-117605	10/15/18	\$ 11,839,197	\$ 11,839,197
Alview-Dairyland Union Elementary	Madera	Alview Elementary	Site/Design	10/16/18	\$ 122,877	\$ 122,877
Alview-Dairyland Union Elementary	Madera	Dairyland Elementary	Site/Design	10/16/18	\$ 122,877	\$ 122,877
Kings River Union Elementary	Tulare	Kings River Elementary	Site/Design	10/16/18	\$ 1,869,396	\$ 1,869,396
Fremont Union High	Santa Clara	Homestead High	01-116560	10/23/18	\$ 3,185,692	\$ -
Fremont Unified	Alameda	G M Walters Junior High	01-115744	10/24/18	\$ 7,741,378	\$ -
Grossmont Union High	San Diego	El Capitan High	04-116979	10/25/18	\$ 2,379,500	\$ -
Corning Union High	Tehama	Corning High	02-116489	10/26/18	\$ 3,546,223	\$ -
Castro Valley Unified	Alameda	Castro Valley High	01-116720	10/29/18	\$ 1,380,830	\$ -
Castro Valley Unified	Alameda	Castro Valley High	01-116816	10/29/18	\$ 1,625,897	\$ -
Grossmont Union High	San Diego	Monte Vista High	04-116978	10/29/18	\$ 1,536,016	\$ -
West Park Elementary	Fresno	West Park Elementary	02-116848	10/30/18	\$ 3,948,406	\$ 3,948,406
Campbell Union High	Santa Clara	Leigh High	01-117171	10/30/18	\$ 4,203,090	\$ -
Central Union High	Imperial	Central Union High	04-116825	10/31/18	\$ 11,738,874	\$ 11,738,874
Pajaro Valley Unified	Santa Cruz	Pajaro Valley High	01-116514	10/31/18	\$ 1,905,424	\$ -
Fairfield-Suisun Unified	Solano	E Ruth Sheldon Academy of Innovative Learning	02-116436	10/31/18	\$ 4,711,065	\$ -
Fresno County Office of Education	Fresno	Selma High	02-116799	11/06/18	\$ 295,279	\$ -
Jurupa Unified	Riverside	West Riverside Elementary	04-115786	11/09/18	\$ 4,338,436	\$ -
Sunnyside Union Elementary	Tulare	Sunnyside Elementary	Site/Design	11/14/18	\$ 4,562,914	\$ 4,562,914
Santa Maria-Bonita	Santa Barbara	Measure T Elementary	03-118839	11/16/18	\$ 11,229,282	\$ -
Williams Unified	Colusa	Williams Elementary	Site/Design	11/19/18	\$ 867,525	\$ 867,525
Williams Unified	Colusa	Williams High	Site/Design	11/19/18	\$ 1,429,051	\$ 1,429,051
Pierce Joint Unified	Colusa	Arbuckle Elementary	02-116802	11/20/18	\$ 1,941,453	\$ -
Los Angeles Unified	Los Angeles	International Studies Learning Center	03-117730	11/26/18	\$ 8,212,769	\$ -
William S. Hart Union High	Los Angeles	William S Hart High	03-118530	11/29/18	\$ 9,813,917	\$ -
Oxnard	Ventura	Seabridge Elementary	03-118672	12/07/18	\$ 13,517,344	\$ -
Oxnard	Ventura	Seabridge Elementary	03-118672	12/07/18	\$ 786,556	\$ -
Porterville Unified	Tulare	Porterville Military Academy	02-115851	12/07/18	\$ 2,092,468	\$ -
Arvin Union	Kern	Bear Mountain Elementary	03-119081	12/14/18	\$ 3,118,320	\$ -
Meadows Union Elementary	Imperial	Meadows Elementary	04-116690	12/20/18	\$ 2,874,742	\$ -
Blochman Union Elementary	Santa Barbara	Benjamin Foxen Elementary	03-119221	12/21/18	\$ 1,308,316	\$ -
Sanger Unified	Fresno	Washington Academic Middle	02-117046	12/24/18	\$ 560,664	\$ -
Etiwanda Elementary	San Bernardino	John L Golden Elementary	04-116718	01/15/19	\$ 1,331,474	\$ -
Tulare Joint Union High	Tulare	Tulare Union High	02-116884	01/15/19	\$ 4,426,098	\$ -

SFP APPLICATIONS

New Construction Acknowledged Applications Received Past Existing Authority as of January 31, 2020

District	County	Site Name	DSA Number	50-04 Date Received	Estimated State Grant (a)	Estimated Financial Hardship (b)
Lemoore Union High	Kings	Lemoore High	02-116535	01/18/19	\$ 5,710,055	\$ -
South Pasadena Unified	Los Angeles	South Pasadena Senior High	03-117509	01/18/19	\$ 1,814,372	\$ -
South Pasadena Unified	Los Angeles	South Pasadena Senior High	03-118006	01/18/19	\$ 478,063	\$ -
Etiwanda Elementary	San Bernardino	David W Long Elementary	04-117113	01/18/19	\$ 1,296,904	\$ -
Hope Elementary	Tulare	Hope Elementary	Site/Design	01/18/19	\$ 885,316	\$ 885,316
Kings Canyon Joint Unified	Fresno	Reedley Middle College High	02-115465	01/28/19	\$ 3,851,979	\$ -
Etiwanda Elementary	San Bernardino	Caryn Elementary	04-117369	02/12/19	\$ 1,366,064	\$ -
Hanford Elementary	Kings	Lincoln Elementary	02-117050	02/27/19	\$ 1,641,316	\$ -
Ceres Unified	Stanislaus	Caswell Elementary	02-116128	02/27/19	\$ 1,519,834	\$ -
Ceres Unified	Stanislaus	Caswell Elementary	02-116128	02/27/19	\$ 714,666	\$ -
Sanger Unified	Fresno	Sanger High	02-117029	03/12/19	\$ 453,990	\$ -
Huntington Beach City Elementary	Orange	Ethel Dwyer Middle	04-116716	03/13/19	\$ 1,602,035	\$ -
Elk Grove Unified	Sacramento	Pleasant Grove High	02-116618	03/14/19	\$ 1,089,046	\$ -
William S. Hart Union High	Los Angeles	Sierra Vista Junior High	03-117759	03/19/19	\$ 3,277,471	\$ -
Robla Elementary	Sacramento	Taylor Street Elementary	02-116689	03/19/19	\$ 1,493,548	\$ -
Sonora Elementary	Tuolumne	Sonora Elementary	02-114452	03/19/19	\$ 1,799,125	\$ -
Soquel Union Elementary	Santa Cruz	New Brighton Middle	01-117113	03/21/19	\$ 1,199,142	\$ -
Pittsburg Unified	Contra Costa	Parkside Elementary	01-117089	03/28/19	\$ 3,724,122	\$ -
Panama-Buena Vista Union	Kern	Panama Elementary	03-118288	04/02/19	\$ 8,150,119	\$ -
Soquel Union Elementary	Santa Cruz	Santa Cruz Gardens Elementary	01-117493	04/02/19	\$ 1,400,353	\$ -
Riverside Unified	Riverside	Harrison Elementary	04-117796	04/04/19	\$ 1,936,737	\$ -
Riverside Unified	Riverside	Jefferson Elementary	04-117816	04/05/19	\$ 2,518,888	\$ -
Capistrano Unified	Orange	Aliso Niguel High	04-117480	04/10/19	\$ 3,773,236	\$ -
Capistrano Unified	Orange	Newhart Middle	04-117479	04/10/19	\$ 4,318,962	\$ -
Riverside Unified	Riverside	Highgrove Elementary	04-117600	04/12/19	\$ 4,568,978	\$ -
Long Beach Unified	Los Angeles	Eunice Sato Academy of Math & Science	03-118586	04/15/19	\$ 8,094,645	\$ -
Riverside Unified	Riverside	Madison Elementary	04-117805	04/18/19	\$ 2,934,170	\$ -
Grossmont Union High	San Diego	Santana High	04-116449	04/19/19	\$ 2,172,279	\$ -
Walnut Valley Unified	Los Angeles	Collegewood Elementary	03-118931	04/24/19	\$ 4,680,284	\$ -
Freshwater Elementary	Humboldt	Freshwater Elementary	Site/Design	04/30/19	\$ 159,972	\$ 159,972
Escalon Unified	San Joaquin	Dent Elementary	02-116870	05/03/19	\$ 4,671,640	\$ -
Fairfield-Suisun Unified	Solano	Suisun Valley Elementary	02-116558	05/08/19	\$ 1,308,175	\$ -
San Joaquin County Office of Education	San Joaquin	John J McFall Elementary	Site/Design	06/13/19	\$ 495,038	\$ 495,038
Rocklin Unified	Placer	Rocklin High	02-117520	06/13/19	\$ 1,031,421	\$ -
Walnut Valley Unified	Los Angeles	Diamond Bar High	03-119137	06/14/19	\$ 1,923,950	\$ -
Piedmont City Unified	Alameda	Piedmont High	01-117533	06/18/19	\$ 7,223,659	\$ -
Porterville Unified	Tulare	Monache High	02-115643	06/25/19	\$ 7,475,880	\$ -
Stockton Unified	San Joaquin	Rio Calaveras Elementary	02-117206	06/26/19	\$ 1,481,638	\$ -
Yuba County Office of Education	Yuba	Virginia School @ Yuba College	02-117118	07/16/19	\$ 656,120	\$ 656,120
Yuba County Office of Education	Yuba	Virginia School @ Yuba College	02-117118	07/16/19	\$ 239,918	\$ 239,918
Los Banos Unified	Merced	San Luis High	02-117464	07/18/19	\$ 634,177	\$ -
Long Beach Unified	Los Angeles	Millikan High	03-118323	07/22/19	\$ 7,648,691	\$ -
Natomas Unified	Sacramento	Natomas High	02-116582	07/23/19	\$ 1,197,332	\$ -
Sanger Unified	Fresno	Madison Elementary	02-117601	07/29/19	\$ 365,374	\$ -
Fremont Unified	Alameda	John M Horner Junior High	01-116600	08/02/19	\$ 11,743,315	\$ -
Palm Springs Unified	Riverside	Desert Hot Springs High	04-117776	08/02/19	\$ 1,237,991	\$ -
Palm Springs Unified	Riverside	Desert Hot Springs High	04-117464	08/02/19	\$ 1,558,238	\$ -

SFP APPLICATIONS
New Construction Acknowledged Applications Received Past Existing Authority as of January 31, 2020

District	County	Site Name	DSA Number	50-04 Date Received	Estimated State Grant (a)	Estimated Financial Hardship (b)
Los Banos Unified	Merced	Volta Elementary	02-117560	08/09/19	\$ 640,355	\$ -
Campbell Union High	Santa Clara	Branham High	01-117117	08/09/19	\$ 6,914,835	\$ -
Hesperia Unified	San Bernardino	Topaz Preparatory Academy	04-117777	08/09/19	\$ 685,886	\$ -
Sanger Unified	Fresno	John S Wash Elementary	02-117663	08/12/19	\$ 368,316	\$ -
Kern High	Kern	Vista Continuation High	03-119958	08/12/19	\$ 276,267	\$ -
Traver Joint Elementary	Tulare	Traver Elementary	Site/Design	08/14/19	\$ 419,767	\$ 419,767
Kern County Office of Education	Kern	Aurora Program School	03-119202	08/16/19	\$ 5,391,482	\$ -
Clovis Unified	Fresno	Clovis East High	02-117406	08/16/19	\$ 493,373	\$ -
Clovis Unified	Fresno	Reagan Elementary	02-117413	08/16/19	\$ 191,459	\$ -
Clovis Unified	Fresno	James S Fugman Elementary	02-117412	08/16/19	\$ 230,687	\$ -
Clovis Unified	Fresno	Roger S Orazo Elementary	02-117414	08/16/19	\$ 387,058	\$ -
Ventura Unified	Ventura	Mound Elementary	03-119844	08/20/19	\$ 514,427	\$ -
Las Virgenes Unified	Los Angeles	Lupin Hill Elementary	03-119279	08/21/19	\$ 798,316	\$ -
Western Placer Unified	Placer	Twelve Bridges High	02-116896	08/22/19	\$ 36,763,875	\$ -
Fremont Unified	Alameda	Washington High	01-117422	08/27/19	\$ 4,885,235	\$ -
Elk Grove Unified	Sacramento	James Rutter Middle School	02-117160	08/28/19	\$ 3,141,303	\$ -
Riverside Unified	Riverside	Magnolia Elementary	04-117814	08/29/19	\$ 3,558,595	\$ -
Folsom Cordova Unified	Sacramento	Mangini Ranch Elementary	02-117008	09/04/19	\$ 11,069,618	\$ -
Western Placer Unified	Placer	Scott Leaman Elementary	02-117173	09/16/19	\$ 12,794,910	\$ -
Fountain Valley	Orange	Masuda Middle	04-118487	09/17/19	\$ 1,085,890	\$ -
Riverside Unified	Riverside	Adams Elementary	04-118175	09/19/19	\$ 2,440,522	\$ -
Ballico-Cressey Elementary	Merced	Ballico Elementary	02-116471	09/24/19	\$ 2,778,665	\$ -
Saugus Union Elementary	Los Angeles	Plum Canyon Elementary	03-119335	09/26/19	\$ 1,389,799	\$ -
Oxnard Elementary	Ventura	Rose Avenue Elementary	03-119284	10/11/19	\$ 10,743,903	\$ 10,743,903
Poway Unified	San Diego	Oak Valley Middle	04-117958	10/16/19	\$ 3,018,181	\$ -
Rocklin Unified	Placer	Ruhkala Elementary	02-117477	10/17/19	\$ 3,108,505	\$ -
Lake Elsinore Unified	Riverside	Alberhill Elementary	04-117782	10/18/19	\$ 12,267,331	\$ -
North Cow Creek Elementary	Shasta	North Cow Creek Elementary	Site/Design	10/25/19	\$ 121,970	\$ 121,970
El Centro Elementary	Imperial	De Anza Magnet	04-117804	10/30/19	\$ 2,800,536	\$ -
Maple Elementary	Kern	Maple Elementary	Site/Design	10/30/19	\$ 385,052	\$ 385,052
Standard Elementary	Kern	Standard Elementary	03-119797	10/31/19	\$ 4,665,935	\$ -
Madera Unified	Madera	Concurrent Enrollment Middle	02-117204	10/31/19	\$ 4,134,537	\$ -
Tustin Unified	Orange	Legacy Magnet Academy	04-116856	11/07/19	\$ 31,899,239	\$ -
Riverside Unified	Riverside	Jackson Elementary	04-117815	11/15/19	\$ 3,059,678	\$ -
Chowchilla Elementary	Madera	Wilson Middle	02-116477	12/03/19	\$ 723,007	\$ -
Riverside Unified	Riverside	University Heights Middle	04-117674	12/06/19	\$ 2,699,011	\$ -
Dublin Unified	Alameda	Dublin High	01-117208	12/18/19	\$ 6,412,551	\$ -
Riverside Unified	Riverside	King (Martin Luther Jr.) High	04-117852	01/06/20	\$ 514,585	\$ -
Napa Valley Unified	Napa	River Charter	01-117207	01/10/20	\$ 4,042,028	\$ -
Corona-Norco Unified	Riverside	Jefferson Elementary	04-118005	01/15/20	\$ 4,797,972	\$ -
Murrieta Valley Unified	Riverside	Murrieta Mesa High	04-118451	01/24/20	\$ 5,113,657	\$ -

SFP APPLICATIONS

New Construction Acknowledged Applications Received Past Existing Authority as of January 31, 2020

District	County	Site Name	DSA Number	50-04 Date Received	Estimated State Grant (a)	Estimated Financial Hardship (b)
----------	--------	-----------	------------	---------------------	---------------------------	----------------------------------

Summary of Received-Exceeds for New Construction Funding	Total (in Dollars)
Subtotal of Estimated State Grant (Column F)	\$ 520,559,449
Subtotal of Estimated Financial Hardship (Column G)	\$ 61,892,331
Total of Estimated State Grant and Financial Hardship	\$ 582,451,780

SFP APPLICATIONS
Modernization Acknowledged Applications Received Past Existing Authority as of January 31, 2020

District	County	Site Name	DSA Number	50-04 Date Received	Estimated State Grant (a)	Estimated Financial Hardship (b)
Moreno Valley Unified	Riverside	Moreno Valley High	04-114833	03/01/19	\$ 7,827,616	\$ -
Atascadero Unified	San Luis Obispo	Atascadero High	03-117825	03/01/19	\$ 7,108,925	\$ -
Los Angeles Unified	Los Angeles	One Hundred Thirty-Fifth Street Elementary	03-118219	03/04/19	\$ 2,209,982	\$ -
Garden Grove Unified	Orange	Excelsior Elementary	04-116422	03/04/19	\$ 422,067	\$ -
Franklin-McKinley Elementary	Santa Clara	Santee Elementary	01-117034	03/04/19	\$ 519,956	\$ -
Fresno Unified	Fresno	Slater Elementary	02-115550	03/05/19	\$ 5,193,147	\$ -
Stockton Unified	San Joaquin	Edison High	02-115414	03/06/19	\$ 944,567	\$ -
Temecula Valley Unified	Riverside	Vail Ranch Middle	04-117890	03/06/19	\$ 5,073,700	\$ -
Los Angeles Unified	Los Angeles	Thomas A Edison Middle	03-116609	03/07/19	\$ 9,317,708	\$ -
Garden Grove Unified	Orange	Genevieve M Crosby Elementary	04-116372	03/08/19	\$ 887,314	\$ -
Garden Grove Unified	Orange	Alamitos Intermediate	04-114039	03/08/19	\$ 319,123	\$ -
Atascadero Unified	San Luis Obispo	Fine Arts Academy	03-117570	03/08/19	\$ 1,152,837	\$ -
Los Angeles Unified	Los Angeles	David Starr Jordan Senior High	03-118627	03/11/19	\$ 3,876,338	\$ -
Visalia Unified	Tulare	Redwood High	02-113431	03/13/19	\$ 1,463,385	\$ -
Reef-Sunset Unified	Kings	Kettleman City Elementary	02-116806	03/13/19	\$ 1,028,235	\$ 685,490
Culver City Unified	Los Angeles	El Marino Elementary	03-117814	03/15/19	\$ 741,980	\$ -
Fountain Valley Elementary	Orange	Courreges (Roch) Elementary	04-116586	03/18/19	\$ 608,684	\$ -
Fountain Valley Elementary	Orange	Fulton (Harry C) Middle	04-117590	03/18/19	\$ 2,686,984	\$ -
Robla Elementary	Sacramento	Taylor Street Elementary	02-116689	03/19/19	\$ 2,097,086	\$ -
Moreno Valley Unified	Riverside	Sunnymead Middle	04-117813	03/20/19	\$ 6,321,857	\$ -
Sonora Elementary	Tuolumne	Sonora Elementary	02-114452	03/20/19	\$ 1,993,496	\$ -
Santa Paula Unified	Ventura	Isbell Middle	03-117726	03/20/19	\$ 5,947,976	\$ -
Williams Unified	Colusa	Williams Junior Senior High	Site/Design	03/21/19	\$ 3,405,269	\$ 2,270,179
Novato Unified	Marin	San Jose Middle	01-117262	03/21/19	\$ 1,326,577	\$ -
Soquel Union Elementary	Santa Cruz	Capitola Elementary	01-117113	03/21/19	\$ 1,293,610	\$ -
Soquel Union Elementary	Santa Cruz	Capitola Elementary	01-117113	03/21/19	\$ 3,326,753	\$ -
Glendale Unified	Los Angeles	Crescenta Valley High	03-115497	03/22/19	\$ 4,988,862	\$ -
Pope Valley Union Elementary	Napa	Pope Valley Elementary	01-117294	03/22/19	\$ 322,239	\$ -
Fairfield-Suisun Unified	Solano	Suisun Valley Elementary	02-115701	03/25/19	\$ 2,430,878	\$ -
Azusa Unified	Los Angeles	Center Middle	03-118262	03/27/19	\$ 2,285,349	\$ -
Azusa Unified	Los Angeles	Charles H Lee Elementary	03-118035	03/27/19	\$ 6,076,635	\$ -
Pittsburg Unified	Contra Costa	Parkside Elementary	01-117089	03/28/19	\$ 2,120,250	\$ -
South Fork Union	Kern	South Fork Elementary	Site/Design	04/02/19	\$ 191,565	\$ 127,710
Los Angeles Unified	Los Angeles	George K Porter Middle	03-114965	04/02/19	\$ 7,598,046	\$ -
Chowchilla Elementary	Madera	Merle L Fuller Elementary	02-116478	04/02/19	\$ 2,416,860	\$ -
Huntington Beach City Elementary	Orange	S A Moffett Elementary	04-116538	04/02/19	\$ 424,168	\$ -
Tahoe-Truckee Unified	Placer	Tahoe Truckee High	02-115331	04/02/19	\$ 3,467,947	\$ -
Soquel Union Elementary	Santa Cruz	Main Street Elementary	01-117139	04/02/19	\$ 2,095,486	\$ -
Templeton Unified	San Luis Obispo	Templeton Elementary	03-117573	04/03/19	\$ 1,957,550	\$ -
Armona Union Elementary	Kings	Armona Elementary	02-117025	04/04/19	\$ 2,854,069	\$ 1,902,713
Riverside Unified	Riverside	Harrison Elementary	04-117796	04/04/19	\$ 1,458,062	\$ -
Temecula Valley Unified	Riverside	Helen Hunt Jackson Elementary	04-117950	04/04/19	\$ 1,522,390	\$ -
Riverside Unified	Riverside	Jefferson Elementary	04-117816	04/05/19	\$ 1,110,222	\$ -
Fresno Unified	Fresno	Florence E Rata	02-116111	04/08/19	\$ 819,553	\$ -
Guerneville Elementary	Sonoma	Guerneville Elementary	01-117460	04/08/19	\$ 421,564	\$ -
Moreno Valley Unified	Riverside	Palm Middle	04-117812	04/09/19	\$ 6,732,139	\$ -
Downey Unified	Los Angeles	Downey High	03-118501	04/11/19	\$ 18,649,535	\$ -

SFP APPLICATIONS
Modernization Acknowledged Applications Received Past Existing Authority as of January 31, 2020

District	County	Site Name	DSA Number	50-04 Date Received	Estimated State Grant (a)	Estimated Financial Hardship (b)
Downey Unified	Los Angeles	Old River Elementary	03-118264	04/11/19	\$ 467,316	\$ -
Downey Unified	Los Angeles	Unsworth (Edith) Elementary	03-118550	04/11/19	\$ 1,821,033	\$ -
Santa Paula Unified	Ventura	Blanchard Elementary	03-117337	04/12/19	\$ 647,211	\$ -
Fremont Unified	Alameda	Mission Valley Elementary	01-117258	04/15/19	\$ 1,367,183	\$ -
Riverside Unified	Riverside	Shine Special Education	04-117554	04/15/19	\$ 303,327	\$ -
Fremont Unified	Alameda	Oliveira Elementary	01-117218	04/16/19	\$ 2,381,856	\$ -
Kelseyville Unified	Lake	Kelseyville Elementary	01-111111	04/17/19	\$ 2,020,798	\$ 1,347,199
Azusa Unified	Los Angeles	Paramount Elementary	03-119621	04/17/19	\$ 2,097,086	\$ -
Riverside Unified	Riverside	Madison Elementary	04-117805	04/18/19	\$ 2,213,564	\$ -
Richgrove Elementary	Tulare	Richgrove Elementary	02-117127	04/18/19	\$ 1,293,545	\$ 862,363
Moreno Valley Unified	Riverside	Seneca Elementary	04-117868	04/23/19	\$ 2,519,257	\$ -
Moreno Valley Unified	Riverside	Butterfield Elementary	04-117819	04/23/19	\$ 4,465,560	\$ -
Duarte Unified	Los Angeles	Maxwell Academy (PK-8)	03-118014	04/24/19	\$ 1,196,426	\$ -
Hermosa Beach City Elementary	Los Angeles	North Elementary	03-118625	04/24/19	\$ 2,762,013	\$ -
Grossmont Union High	San Diego	West Hills High	04-116370	04/24/19	\$ 1,903,755	\$ -
San Rafael City Elementary	Marin	Venetia Valley K-8	01-117438	04/25/19	\$ 880,542	\$ -
Capistrano Unified	Orange	Harold Ambuehl Elementary	04-118034	04/25/19	\$ 3,674,147	\$ -
Simi Valley Unified	Ventura	Royal High	03-117455	04/25/19	\$ 1,090,764	\$ -
Parlier Unified	Fresno	Mathew J Brletic Elementary	Site/Design	04/30/19	\$ 318,346	\$ 212,231
Parlier Unified	Fresno	Cesar E Chavez Elementary	Site/Design	04/30/19	\$ 148,376	\$ 98,917
Parlier Unified	Fresno	John C Martinez Elementary	Site/Design	04/30/19	\$ 341,334	\$ 227,556
Parlier Unified	Fresno	Parlier High	Site/Design	04/30/19	\$ 366,567	\$ 244,378
Parlier Unified	Fresno	Parlier Junior High	Site/Design	04/30/19	\$ 159,149	\$ 106,099
Parlier Unified	Fresno	San Joaquin Valley High	Site/Design	04/30/19	\$ 70,419	\$ 46,946
Santa Ana Unified	Orange	Wallace R Davis Elementary	04-117485	05/01/19	\$ 1,431,326	\$ -
Santa Ana Unified	Orange	Martin R Heninger Elementary	04-117486	05/01/19	\$ 1,709,223	\$ -
Orange Unified	Orange	Villa Park Elementary	04-116788	05/02/19	\$ 14,189,194	\$ -
Cupertino Union	Santa Clara	William Faria Elementary	01-116964	05/02/19	\$ 2,277,380	\$ -
Cupertino Union	Santa Clara	Abraham Lincoln Elementary	01-117305	05/02/19	\$ 1,935,966	\$ -
Cupertino Union	Santa Clara	Dwight D Eisenhower Elementary	01-117338	05/02/19	\$ 982,152	\$ -
Cupertino Union	Santa Clara	Chester W Nimitz Elementary	01-117337	05/02/19	\$ 534,543	\$ -
Center Joint Unified	Sacramento	North Country Elementary	02-117134	05/02/19	\$ 3,124,267	\$ 2,082,845
Ontario-Montclair	San Bernardino	Elderberry Elementary	04-116400	05/03/19	\$ 551,893	\$ -
Ontario-Montclair	San Bernardino	Corona Elementary	04-116266	05/03/19	\$ 568,368	\$ -
Escalon Unified	San Joaquin	Dent Elementary	02-116870	05/03/19	\$ 5,066,054	\$ -
Whittier City Elementary	Los Angeles	Wallen L Andrews Elementary	03-115641	05/06/19	\$ 2,226,525	\$ -
Ontario-Montclair	San Bernardino	Del Norte Elementary	04-116398	05/06/19	\$ 636,744	\$ -
Ontario-Montclair	San Bernardino	Vernon Middle	04-116474	05/06/19	\$ 307,389	\$ -
Templeton Unified	San Luis Obispo	Templeton High	03-118310	05/06/19	\$ 3,459,192	\$ -
Mesa Union Elementary	Ventura	Mesa Elementary	Site/Design	05/06/19	\$ 220,709	\$ 147,140
Azusa Unified	Los Angeles	Henry Dalton Elementary	03-118729	05/07/19	\$ 629,912	\$ -
Mountain View Elementary	Los Angeles	Cogswell Elementary	03-119711	05/07/19	\$ 5,784,370	\$ -
Mountain View Elementary	Los Angeles	Monte Vista Elementary	03-119713	05/07/19	\$ 5,959,609	\$ -
Mountain View Elementary	Los Angeles	Charles T Kranz Intermediate	03-119702	05/07/19	\$ 7,017,104	\$ -
Mountain View Elementary	Los Angeles	Miramonte Elementary	03-119021	05/07/19	\$ 3,115,962	\$ -
Mountain View Elementary	Los Angeles	Miramonte Elementary	03-119684	05/07/19	\$ 2,793,804	\$ -
Riverside Unified	Riverside	Sierra Middle	04-117469	05/08/19	\$ 98,997	\$ -

SFP APPLICATIONS
Modernization Acknowledged Applications Received Past Existing Authority as of January 31, 2020

District	County	Site Name	DSA Number	50-04 Date Received	Estimated State Grant (a)	Estimated Financial Hardship (b)
Redding Elementary	Shasta	Manzanita Elementary	02-117223	05/08/19	\$ 705,100	\$ -
Grossmont Union High	San Diego	El Capitan High	04-117430	05/09/19	\$ 155,309	\$ -
Templeton Unified	San Luis Obispo	Templeton High	03-116805	05/09/19	\$ 1,467,363	\$ -
Edison Elementary	Kern	Orangewood Elementary	03-113574	05/10/19	\$ 740,114	\$ 493,409
Paramount Unified	Los Angeles	Lakewood Elementary	03-118687	05/15/19	\$ 2,643,486	\$ -
Folsom-Cordova Unified	Sacramento	Theodore Judah Elementary	02-117436	05/16/19	\$ 1,638,194	\$ -
Capistrano Unified	Orange	Palisades Elementary	04-118015	05/20/19	\$ 3,509,415	\$ -
Saddleback Valley Unified	Orange	Lake Forest Elementary	04-117699	05/20/19	\$ 4,906,308	\$ -
Coachella Valley Unified	Riverside	Palm View Elementary	04-117174	05/20/19	\$ 2,729,876	\$ -
El Tejon Unified	Kern	Frazier Park Elementary	Site/Design	05/20/19	\$ 234,941	\$ 156,627
El Tejon Unified	Kern	Frazier Mountain High	Site/Design	05/20/19	\$ 253,703	\$ 169,135
El Tejon Unified	Kern	El Tejon Elementary	Site/Design	05/20/19	\$ 194,246	\$ 129,498
Island Union Elementary	Kings	Island Elementary	Site/Design	05/23/19	\$ 252,264	\$ 168,176
Downey Unified	Los Angeles	Lewis (Ed C) Elementary	03-117694	05/23/19	\$ 1,209,734	\$ -
Novato Unified	Marin	Loma Verde Elementary	01-118002	05/23/19	\$ 472,056	\$ -
Novato Unified	Marin	Lynwood Elementary	01-118003	05/23/19	\$ 1,184,380	\$ -
Folsom-Cordova Unified	Sacramento	Folsom Hills Elementary	02-117187	05/23/19	\$ 3,060,565	\$ -
Oxnard	Ventura	Christa McAuliffe Elementary	03-115302	05/29/19	\$ 119,762	\$ -
Greenfield Union Elementary	Monterey	Vista Verde Middle	Site/Design	05/31/19	\$ 174,974	\$ 116,649
Greenfield Union Elementary	Monterey	Mary Chapa Academy	Site/Design	05/31/19	\$ 342,363	\$ 228,242
Greenfield Union Elementary	Monterey	Oak Avenue Elementary	Site/Design	05/31/19	\$ 235,195	\$ 156,797
Capistrano Unified	Orange	Aliso Niguel High	04-117252	05/31/19	\$ 2,455,487	\$ -
Santa Ynez Valley Union High	Santa Barbara	Santa Ynez Valley Union High	03-119086	05/31/19	\$ 1,583,921	\$ -
Tustin Unified	Orange	C C Lambert Elementary	04-114722	05/31/19	\$ 563,209	\$ -
Tustin Unified	Orange	C E Utt Middle	04-117972	05/31/19	\$ 1,823,626	\$ -
Tustin Unified	Orange	Robert Heideman Elementary	04-115919	05/31/19	\$ 921,615	\$ -
Tustin Unified	Orange	Tustin High	04-114732	05/31/19	\$ 2,301,359	\$ -
Tustin Unified	Orange	Tustin High	04-113709	05/31/19	\$ 2,301,359	\$ -
Manhattan Beach Unified	Los Angeles	Pacific Elementary	03-119544	05/31/19	\$ 2,064,634	\$ -
Manhattan Beach Unified	Los Angeles	Mira Costa High	03-119547	05/31/19	\$ 1,769,028	\$ -
Placer Union High	Placer	Colfax High	02-117341	06/04/19	\$ 1,471,979	\$ -
Placer Union High	Placer	Placer High	02-117359	06/04/19	\$ 3,804,717	\$ -
Freshwater Elementary	Humboldt	Freshwater Elementary	01-118041	06/05/19	\$ 415,960	\$ 277,307
San Jose Unified	Santa Clara	Willow Glen Elementary	01-108097	06/05/19	\$ 1,651,049	\$ -
Irvine Unified	Orange	Lakeside Middle	04-116529	06/06/19	\$ 435,346	\$ -
Irvine Unified	Orange	Bonita Canyon Elementary	04-115833	06/06/19	\$ 152,715	\$ -
Irvine Unified	Orange	Greentree Elementary	04-115813	06/06/19	\$ 249,055	\$ -
John Swett Unified	Contra Costa	John Swett High	01-117014	06/11/19	\$ 3,398,076	\$ -
Newport-Mesa Unified	Orange	Harbor View Elementary	04-118010	06/12/19	\$ 2,603,395	\$ -
Newport-Mesa Unified	Orange	Maude B Davis Elementary	04-116609	06/12/19	\$ 1,087,192	\$ -
Santa Barbara Unified	Santa Barbara	Washington Elementary	03-118821	06/12/19	\$ 760,269	\$ -
Santa Barbara Unified	Santa Barbara	Cleveland Elementary	03-118822	06/12/19	\$ 860,420	\$ -
San Joaquin County Office of Education	San Joaquin	John J McFall Elementary	Site/Design	06/13/19	\$ 496,086	\$ 330,724
Yuba County Office of Education	Yuba	Virginia School	02-117118	06/13/19	\$ 282,975	\$ 188,650
Whittier City Elementary	Los Angeles	Orange Grove Elementary	03-105736	06/13/19	\$ 1,689,998	\$ -
Norris Elementary	Kern	Olive Drive Elementary	03-118389	06/14/19	\$ 2,343,802	\$ -
San Francisco Unified	San Francisco	Washington (George) High	01-117610	06/14/19	\$ 16,508,360	\$ -

SFP APPLICATIONS
Modernization Acknowledged Applications Received Past Existing Authority as of January 31, 2020

District	County	Site Name	DSA Number	50-04 Date Received	Estimated State Grant (a)	Estimated Financial Hardship (b)
Piedmont City Unified	Alameda	Piedmont High	01-117533	06/18/19	\$ 2,058,582	\$ -
San Jose Unified	Santa Clara	Peter Burnett Middle	01-115531	06/18/19	\$ 1,177,524	\$ -
San Jose Unified	Santa Clara	Willow Glen Middle	01-108624	06/18/19	\$ 1,256,733	\$ -
Santa Ana Unified	Orange	Walker Elementary	04-117489	06/19/19	\$ 2,465,677	\$ -
Santa Ana Unified	Orange	Cesar E Chavez High	04-117484	06/19/19	\$ 1,141,119	\$ -
Santa Ana Unified	Orange	Pio Pico Elementary	04-117488	06/19/19	\$ 2,116,589	\$ -
Elk Grove Unified	Sacramento	Sheldon High	02-117205	06/19/19	\$ 3,424,572	\$ -
Newport-Mesa Unified	Orange	Estancia High	04-115751	06/21/19	\$ 2,220,906	\$ -
Newport-Mesa Unified	Orange	Heinz Kaiser Elementary	04-116993	06/21/19	\$ 1,742,838	\$ -
Tustin Unified	Orange	Foothill High	04-113765	06/24/19	\$ 1,730,669	\$ -
Yuba County Office of Education	Yuba	Anna Bell Karr	02-117468	06/25/19	\$ 195,789	\$ 130,526
San Ramon Valley Unified	Contra Costa	Twin Creeks Elementary	01-114608	06/25/19	\$ 716,811	\$ -
Kings Canyon Joint Unified	Fresno	Great Western Elementary	02-116561	06/25/19	\$ 2,240,181	\$ -
Whittier City Elementary	Los Angeles	Lou Henry Hoover Elementary	03-105735	06/26/19	\$ 2,910,388	\$ -
San Marcos Unified	San Diego	Alvin M Dunn Elementary	04-116805	06/26/19	\$ 1,013,632	\$ -
Garden Grove Unified	Orange	Faylane Elementary	04-113987	06/27/19	\$ 337,455	\$ -
Garden Grove Unified	Orange	Riverdale Elementary	04-116420	06/27/19	\$ 715,239	\$ -
Garden Grove Unified	Orange	Parkview Elementary	04-116276	06/27/19	\$ 535,442	\$ -
Garden Grove Unified	Orange	R F Hazard Elementary	04-115414	06/27/19	\$ 138,941	\$ -
Garden Grove Unified	Orange	Donald S Jordan Intermediate	04-114033	06/27/19	\$ 257,453	\$ -
Monterey Peninsula Unified	Monterey	Monterey High	01-117753	06/28/19	\$ 1,847,583	\$ -
Eureka City Schools	Humboldt	Lincoln Elementary	01-111362	06/28/19	\$ 2,151,390	\$ -
San Francisco Unified	San Francisco	Lafayette Elementary	01-117769	07/01/19	\$ 1,746,645	\$ -
San Ramon Valley Unified	Contra Costa	Sycamore Valley Elementary	01-117096	07/02/19	\$ 3,098,753	\$ -
Davis Joint Unified	Yolo	Ralph Waldo Emerson Junior High	02-114292	07/03/19	\$ 1,957,608	\$ -
Santa Barbara Unified	Santa Barbara	Santa Barbara Junior High	03-118649	07/03/19	\$ 5,836,750	\$ -
Pomona Unified	Los Angeles	Roosevelt Elementary	03-119226	07/11/19	\$ 3,700,706	\$ -
Moreno Valley Unified	Riverside	Serrano Elementary	04-117854	07/11/19	\$ 3,284,803	\$ 2,189,869
Moreno Valley Unified	Riverside	Hidden Springs Elementary	04-117846	07/11/19	\$ 1,277,989	\$ 851,993
Moreno Valley Unified	Riverside	Hendrick Ranch Elementary	04-117881	07/11/19	\$ 1,818,818	\$ 1,212,545
Moreno Valley Unified	Riverside	Cloverdale Elementary	04-117856	07/11/19	\$ 3,815,272	\$ 2,543,515
Moreno Valley Unified	Riverside	Bear Valley Elementary	04-117898	07/11/19	\$ 4,476,071	\$ 2,984,047
Moreno Valley Unified	Riverside	Mountain View Middle	04-117823	07/11/19	\$ 6,770,235	\$ 4,513,490
Moreno Valley Unified	Riverside	Honey Hollow Elementary	04-117855	07/11/19	\$ 3,141,216	\$ 2,094,144
Moreno Valley Unified	Riverside	Ridge Crest Elementary	04-117820	07/11/19	\$ 2,695,299	\$ 1,796,866
Yuba County Office of Education	Yuba	Virginia School	02-117579	07/19/19	\$ 843,714	\$ 562,476
Placer Union High	Placer	Del Oro High	02-117360	07/19/19	\$ 3,939,831	\$ -
Azusa Unified	Los Angeles	Charles H Lee Elementary	03-120002	07/22/19	\$ 2,799,664	\$ -
Azusa Unified	Los Angeles	Gladstone High	03-116754	07/22/19	\$ 867,640	\$ -
Galt Joint Union Elementary	Sacramento	Vernon E Greer Elementary	02-116669	07/22/19	\$ 2,249,078	\$ -
Washington Unified	Yolo	Elkhorn Village Elementary	02-114393	07/23/19	\$ 1,425,135	\$ -
San Jose Unified	Santa Clara	Leland High	01-109290	07/26/19	\$ 2,172,167	\$ -
Montague Elementary	Siskiyou	Montague Elementary	Site/Design	07/26/19	\$ 1,221,836	\$ 814,557
Tulare County Office of Education	Tulare	LB Hill Learning Cntr	02-117142	08/02/19	\$ 1,360,110	\$ 906,740
Fremont Unified	Alameda	John M Horner Junior High	01-116600	08/02/19	\$ 3,154,754	\$ -
San Francisco Unified	San Francisco	Milk (Harvey) Civil Rights Elementary	01-118065	08/05/19	\$ 1,059,695	\$ -
Novato Unified	Marin	San Marin High	01-117833	08/07/19	\$ 756,041	\$ -

SFP APPLICATIONS
Modernization Acknowledged Applications Received Past Existing Authority as of January 31, 2020

District	County	Site Name	DSA Number	50-04 Date Received	Estimated State Grant (a)	Estimated Financial Hardship (b)
Redwood City Elementary	San Mateo	John F Kennedy Middle	01-117968	08/08/19	\$ 3,277,173	\$ -
Los Angeles Unified	Los Angeles	Audubon Middle	03-117732	08/09/19	\$ 2,245,921	\$ -
Los Angeles Unified	Los Angeles	Tenth Street Elementary	03-114945	08/09/19	\$ 2,319,140	\$ -
Roseville Joint Union High	Placer	Granite Bay High	02-117352	08/09/19	\$ 2,784,623	\$ -
Roseville Joint Union High	Placer	Oakmont High	02-117308	08/09/19	\$ 3,192,270	\$ -
Monson-Sultana Joint Union Elementary	Tulare	Monson-Sultana Elementary	02-117490	08/09/19	\$ 905,713	\$ -
Culver City Unified	Los Angeles	La Ballona Elementary	03-117972	08/12/19	\$ 448,287	\$ -
Novato Unified	Marin	Novato High	01-117947	08/12/19	\$ 1,432,028	\$ -
Corona-Norco Unified	Riverside	Norco Intermediate	04-117938	08/12/19	\$ 812,816	\$ -
Stockton Unified	San Joaquin	Cleveland Elementary	02-116886	08/12/19	\$ 3,874,216	\$ -
Moreno Valley Unified	Riverside	Canyon Springs High	04-117843	08/13/19	\$ 15,244,687	\$ -
Orange Unified	Orange	Canyon High	04-117300	08/14/19	\$ 7,032,986	\$ -
Kern High	Kern	Bakersfield High	03-118972	08/16/19	\$ 13,705,939	\$ -
Tahoe-Truckee Unified	Placer	Sierra Expeditionary Learning	02-114939	08/16/19	\$ 1,146,384	\$ -
Los Angeles Unified	Los Angeles	Sixty-Eight Street Elementary	03-118160	08/19/19	\$ 1,690,286	\$ -
Whittier City Elementary	Los Angeles	Mill Elementary	03-106560	08/19/19	\$ 1,393,200	\$ -
Grass Valley Elementary	Nevada	Grass Valley Charter	02-117269	08/19/19	\$ 2,556,209	\$ -
Grass Valley Elementary	Nevada	Margaret G Scotten Elementary	02-117268	08/19/19	\$ 2,476,211	\$ -
Los Nietos	Los Angeles	Aeolian Elementary	03-114092	08/23/19	\$ 2,812,991	\$ -
Elk Grove Unified	Sacramento	Joseph Kerr Middle	02-117149	08/23/19	\$ 2,188,989	\$ -
Lucia Mar Unified	San Luis Obispo	Oceano Elementary	03-118642	08/26/19	\$ 1,690,526	\$ -
Lucia Mar Unified	San Luis Obispo	Mesa Middle	03-118807	08/26/19	\$ 2,934,810	\$ -
Moraga Elementary	Contra Costa	Camino Pablo Elementary	01-117857	08/26/19	\$ 701,440	\$ -
Le Grand Union	Merced	Le Grand Elementary	Site/Design	08/26/19	\$ 302,660	\$ 201,774
Colusa Unified	Colusa	Burchfield Primary	02-114561	08/28/19	\$ 1,147,073	\$ -
Colusa Unified	Colusa	Colusa High	02-114560	08/28/19	\$ 1,178,921	\$ -
Colusa Unified	Colusa	Egling Middle	02-114558	08/28/19	\$ 1,413,093	\$ -
Saddleback Valley Unified	Orange	Rancho Santa Margarita	04-117874	08/29/19	\$ 6,019,974	\$ -
Desert Sands Unified	Riverside	Indio Middle	04-117991	08/29/19	\$ 4,500,965	\$ -
Riverside Unified	Riverside	Magnolia Elementary	04-117814	08/29/19	\$ 670,308	\$ -
Riverside Unified	Riverside	Fremont Elementary	04-117892	08/29/19	\$ 1,494,294	\$ -
Azusa Unified	Los Angeles	Murray Elementary	03-118150	08/30/19	\$ 1,372,382	\$ -
San Francisco Unified	San Francisco	Garfield Elementary	01-117815	08/30/19	\$ 1,805,257	\$ -
Kern Union High	Kern	North High	03-114830	09/03/19	\$ 4,559,315	\$ -
Chicago Park Elementary	Nevada	Chicago Park Elementary	02-117469	09/04/19	\$ 242,080	\$ 161,387
Chicago Park Elementary	Nevada	Chicago Park Community Charter	02-117469	09/04/19	\$ 439,813	\$ 293,209
Bennett Valley Union Elementary	Sonoma	Yulupa Elementary	01-112640	09/12/19	\$ 264,042	\$ -
Hanford Elementary	Kings	Lincoln Elementary	02-117625	09/13/19	\$ 2,683,314	\$ -
Hanford Elementary	Kings	George Washington	02-117307	09/13/19	\$ 2,476,072	\$ -
Desert Sands Unified	Riverside	Kennedy Elementary	04-118249	09/16/19	\$ 402,918	\$ -
Newport-Mesa Unified	Orange	Wilson Elementary	04-116611	09/17/19	\$ 1,802,983	\$ -
San Jose Unified	Santa Clara	Willow Glen High	01-108611	09/17/19	\$ 2,212,543	\$ -
San Jose Unified	Santa Clara	Lincoln High	01-117168	09/17/19	\$ 2,538,379	\$ -
Moreno Valley Unified	Riverside	Vista Heights	04-117821	09/19/19	\$ 6,163,856	\$ 4,109,237
Riverside Unified	Riverside	Adams Elementary	04-118175	09/19/19	\$ 1,012,227	\$ -
Panama-Buena Vista Union	Kern	Panama Elementary	03-118288	09/26/19	\$ 3,301,060	\$ -
Saugus Union Elementary	Los Angeles	Plum Canyon Elementary	03-119335	09/26/19	\$ 1,233,580	\$ -

SFP APPLICATIONS

Modernization Acknowledged Applications Received Past Existing Authority as of January 31, 2020

District	County	Site Name	DSA Number	50-04 Date Received	Estimated State Grant (a)	Estimated Financial Hardship (b)
Etiwanda Elementary	San Bernardino	Windrows Elementary	04-116986	09/26/19	\$ 3,255,348	\$ 2,170,232
Walnut Valley Unified	Los Angeles	Diamond Bar High	03-119136	09/30/19	\$ 13,519,632	\$ -
Center Joint Unified	Sacramento	Oak Hill Elementary	02-117135	09/30/19	\$ 3,641,528	\$ -
Moreno Valley Unified	Riverside	Badger Springs Middle	04-117899	10/08/19	\$ 5,234,589	\$ 3,489,726
Alta Vista Elementary	Tulare	Alta Vista Elementary	02-117379	10/08/19	\$ 1,656,832	\$ 1,104,555
Rockford Elementary	Tulare	Rockford Elementary	02-117409	10/08/19	\$ 442,844	\$ -
Wheatland Union High	Yuba	Wheatland Union High	02-117351	10/09/19	\$ 3,786,222	\$ -
Monterey Peninsula Unified	Monterey	George C Marshall Elementary	01-118121	10/11/19	\$ 691,138	\$ -
Monterey Peninsula Unified	Monterey	Highland Elementary	01-118108	10/11/19	\$ 550,516	\$ -
Monterey Peninsula Unified	Monterey	Monte Vista Elementary	01-118005	10/11/19	\$ 2,092,964	\$ -
Monterey Peninsula Unified	Monterey	Marina Vista Elementary	01-118107	10/14/19	\$ 754,887	\$ -
Sacramento City Unified	Sacramento	American Legion High (Continuation)	02-116158	10/17/19	\$ 376,386	\$ -
Sacramento City Unified	Sacramento	West Campus	02-115633	10/17/19	\$ 540,268	\$ -
Washington Unified	Yolo	Washington Middle College High	02-114394	10/17/19	\$ 1,243,180	\$ -
Visalia Unified	Tulare	Golden West High	02-116479	10/18/19	\$ 11,715,960	\$ -
Whittier City Elementary	Los Angeles	Daniel Phelan Elementary	03-106561	10/23/19	\$ 1,769,640	\$ -
Whittier City Elementary	Los Angeles	Lydia Jackson Elementary	03-107193	10/23/19	\$ 1,434,996	\$ -
Whittier City Elementary	Los Angeles	West Whittier Elementary	03-107194	10/23/19	\$ 5,566,584	\$ -
Elk Grove Unified	Sacramento	Foulks Ranch Elementary	02-117399	10/24/19	\$ 2,043,360	\$ -
Monterey Peninsula Unified	Monterey	La Mesa Elementary	01-118004	10/25/19	\$ 260,145	\$ -
Monterey Peninsula Unified	Monterey	Foothill Elementary	01-118109	10/25/19	\$ 666,640	\$ -
Redwood City Elementary	San Mateo	Orion Alternative	01-117236	10/25/19	\$ 550,482	\$ -
North Cow Creek Elementary	Shasta	North Cow Creek Elementary	Site/Design	10/25/19	\$ 252,263	\$ 168,176
Palmdale Elementary	Los Angeles	Dos Caminos Elementary	03-115845	10/30/19	\$ 906,607	\$ -
Glendale Unified	Los Angeles	College View	03-115058	10/31/19	\$ 1,313,607	\$ -
Mission Union Elementary	Monterey	Mission Elementary	01-118422	10/31/19	\$ 334,060	\$ 222,707
Corcoran Joint Unified	Kings	John Muir Middle	02-116090	11/08/19	\$ 1,888,499	\$ -
Corcoran Joint Unified	Kings	Mark Twain Elementary	02-116065	11/08/19	\$ 1,668,660	\$ -
Riverside Unified	Riverside	University Heights Middle	04-117674	11/14/19	\$ 418,281	\$ -
Sylvan Union Elementary	Stanislaus	Elizabeth Ustach Middle	02-117460	11/18/19	\$ 5,174,338	\$ -
Plaza Elementary	Glenn	Plaza Elementary	02-117528	11/19/19	\$ 1,022,988	\$ 681,992
Hanford Elementary	Kings	Lee Richmond Elementary	02-117535	11/19/19	\$ 1,533,537	\$ -
Hesperia Unified	San Bernardino	Joshua Circle Elementary	04-117025	11/19/19	\$ 2,061,850	\$ -
Hesperia Unified	San Bernardino	Sultana High	04-117026	11/19/19	\$ 2,040,420	\$ -
Whittier City Elementary	Los Angeles	Christian Sorensen Elementary	03-115379	11/20/19	\$ 3,126,055	\$ -
Centralia Elementary	Orange	San Marino Elementary	04-118111	11/21/19	\$ 532,907	\$ -
Oak Park Unified	Ventura	Brookside Elementary	03-119461	11/21/19	\$ 2,943,843	\$ -
Hanford Elementary	Kings	Roosevelt Elementary	02-117610	11/25/19	\$ 1,205,134	\$ -
Burton Elementary	Tulare	Oak Grove Elementary	02-117043	11/25/19	\$ 2,939,952	\$ -
Burton Elementary	Tulare	Burton Elementary	02-117097	11/25/19	\$ 1,776,355	\$ -
Burton Elementary	Tulare	Jim Maples Academy	02-117158	11/25/19	\$ 2,122,800	\$ -
Santa Paula Unified	Ventura	Barbara Webster Elementary	03-117697	11/25/19	\$ 1,791,587	\$ -
Waterford Unified	Stanislaus	Richard M Moon Primary	Site/Design	11/26/19	\$ 408,014	\$ 272,009
Waterford Unified	Stanislaus	Lucille Whitehead Intermediate	Site/Design	11/26/19	\$ 95,434	\$ 63,623
Waterford Unified	Stanislaus	Waterford Junior High	Site/Design	11/26/19	\$ 230,927	\$ 153,951
Waterford Unified	Stanislaus	Sentinel High	Site/Design	11/26/19	\$ 16,399	\$ 10,933
Moraga Elementary	Contra Costa	Donald L Rheem Elementary	01-117858	12/02/19	\$ 2,671,694	\$ -

SFP APPLICATIONS
Modernization Acknowledged Applications Received Past Existing Authority as of January 31, 2020

District	County	Site Name	DSA Number	50-04 Date Received	Estimated State Grant (a)	Estimated Financial Hardship (b)
Morongo Unified	San Bernardino	Yucca Valley High	04-118319	12/02/19	\$ 1,384,070	\$ -
Mountain View-Los Altos Union High	Santa Clara	Mountain View High	01-117904	12/02/19	\$ 3,835,811	\$ -
Los Alamitos Unified	Orange	Rossmoor Elementary	04-114736	12/04/19	\$ 626,198	\$ -
Los Nietos	Los Angeles	Ada S Nelson Elementary	03-114094	12/06/19	\$ 2,021,740	\$ -
Whittier City Elementary	Los Angeles	Katherine Edwards Middle	03-118600	12/18/19	\$ 6,543,024	\$ -
Riverside Unified	Riverside	Alcott Elementary	04-117959	12/19/19	\$ 1,013,094	\$ -
Los Angeles Unified	Los Angeles	Ninety-Third Street Elementary	03-116755	12/20/19	\$ 900,630	\$ -
Los Angeles Unified	Los Angeles	Foshay Learning Center	03-116888	12/20/19	\$ 4,012,461	\$ -
Los Angeles Unified	Los Angeles	Venice Senior High	03-119154	12/20/19	\$ 7,478,560	\$ -
San Rafael City High	Marin	San Rafael High	01-115533	12/20/19	\$ 986,446	\$ -
Monterey Peninsula Unified	Monterey	Seaside Middle	01-118122	12/20/19	\$ 2,011,747	\$ -
Riverside Unified	Riverside	Longfellow Elementary	04-117960	12/26/19	\$ 1,356,938	\$ -
Rosemead Elementary	Los Angeles	Muscatel Middle	03-109178	01/06/20	\$ 4,030,939	\$ -
Little Lake City Elementary	Los Angeles	Lakeside Middle	03-115454	01/13/20	\$ 4,543,695	\$ -
Corona-Norco Unified	Riverside	Jefferson Elementary	04-118005	01/15/20	\$ 2,544,857	\$ -
Center Joint Unified	Sacramento	Center High	02-117487	01/16/20	\$ 8,971,020	\$ 5,980,680
Woodlake Unified	Tulare	Woodlake Valley Middle	02-117237	01/16/20	\$ 1,735,245	\$ -
Calexico Unified	Imperial	Calexico High	04-117794	01/21/20	\$ 18,119,529	\$ -
Redwood City Elementary	San Mateo	Hawes Elementary	01-117951	01/21/20	\$ 491,590	\$ -
Los Nietos	Los Angeles	Los Nietos Middle	03-116199	01/24/20	\$ 569,446	\$ -
Rosemead Elementary	Los Angeles	Muscatel Middle	03-114328	01/24/20	\$ 1,904,011	\$ -
Oak Park Unified	Ventura	Medea Creek Middle	03-119462	01/24/20	\$ 5,746,358	\$ -
Monterey County Office of Education	Monterey	Bard Blades (TMR)	01-117689	01/27/20	\$ 814,737	\$ -
San Lorenzo Unified	Alameda	Colonial Acres Elementary	01-116536	01/27/20	\$ 1,022,207	\$ -
Los Angeles Unified	Los Angeles	Susan Miller Dorsey Senior High	03-117794	01/28/20	\$ 872,225	\$ -
Anaheim Union High	Orange	Western High	04-118221	01/28/20	\$ 2,579,977	\$ -
East Side Union High	Santa Clara	William C Overfelt High	01-117865	01/28/20	\$ 246,855	\$ -
Whittier City Elementary	Los Angeles	Longfellow Elementary	03-106559	01/29/20	\$ 3,420,166	\$ -
Tulare City	Tulare	Roosevelt Elementary	02-114627	01/29/20	\$ 2,470,914	\$ -
Central Union High	Imperial	Southwest High	04-118097	01/31/20	\$ 1,349,208	\$ -

Summary of Received-Exceeds for Modernization Funding	Total (in Dollars)
Subtotal of Estimated State Grant (Column F)	\$ 744,237,125
Subtotal of Estimated Financial Hardship (Column G)	\$ 52,461,938
Total of Estimated State Grant and Financial Hardship	\$ 796,699,063

INFORMATION ITEM

FACILITY HARDSHIP/REHABILITATION APPROVALS WITHOUT FUNDING

As of January 22, 2020

FACILITY HARDSHIP/REHABILITATION APPROVALS WITHOUT FUNDING

As of 1/22/2020 State Allocation Board

FACILITY HARDSHIP

School District	County	Program	Application Number	School Site Name	SAB Approval Date	Funding Application Due Date	Estimated State Grant
Estimated Total Need (State Share)							\$ -

REHABILITATION

School District	County	Program	Application Number	School Site Name	SAB Approval Date	Funding Application Due Date	Estimated State Grant
Lewiston Elementary	Trinity	Facility Hardship	58/71746-00-002	Lewiston Elementary	9/25/2019	7/25/2019	\$ 502,314 *
Greenfield Union Elementary	Monterey	Facility Hardship	58/66035-00-001	Vista Verde Middle	10/23/2019	4/23/2021	\$ 1,125,922 *
Greenfield Union Elementary	Monterey	Facility Hardship	58/66035-00-002	Mary Chapa Academy	10/23/2019	4/23/2021	\$ 1,338,828 *
Greenfield Union Elementary	Monterey	Facility Hardship	58/66035-00-003	Oak Avenue Elementary	10/23/2019	4/23/2021	\$ 1,035,344 *
Estimated Total Need (State Share)							\$ 4,002,408

Facility Hardship and Rehabilitation Estimated Total Need (State Share) \$ 4,002,408

*These projects have received approvals for design funding which are included in the Estimated State Grant amount.

Section 1859.81. Financial Hardship.

Except for Joint-Use Projects and Career Technical Education Facilities Projects, a district is eligible for financial hardship to fund all or a portion of its matching share requirement after demonstrating the requirements of (a), (c), and (d) below:

- (a) The district is financially unable to provide all necessary matching funds for an eligible project. To determine this, an analysis shall be made of the district's financial records by the OPSC including data and records maintained by the CDE and the County Office of Education. The analysis shall consist of a review of the district's latest Independent Audit regarding funds available from all capital facility accounts, including, but not limited to, developer fees, funds generated from capital facility certificates of participation, federal grants, redevelopment funds, sale proceeds from surplus property, the appraised value of facilities approved for replacement pursuant to Section 1859.82, bond funds either encumbered, unencumbered or authorized but unsold, and savings from other SFP projects. All funds thus identified that have not been expended or encumbered by a contractual agreement for a specific capital outlay purpose prior to the initial request for financial hardship status shall be deemed available as a matching contribution.

After the initial request for financial hardship status is granted, no further encumbrances will be approved by the OPSC and all prospective revenue made available to the district's capital facility accounts shall be deemed available as matching contribution on the subsequent financial hardship review, with the exception of:

- (1) Approved interim housing expenditures.
- (2) Funding to pay for previously recognized multi-year encumbrances approved at the initial financial hardship approval.
- (3) Funding that is transferred into a Special Reserve Fund and is used for the express purpose of the Federal Renovation Program when the amount expended out of that fund does not exceed the maximum Federal Renovation Grant amount.
- (4) Funding that is transferred into a Special Reserve Fund and is used for the express purpose of the School Facilities Needs Assessment Grant Program or Emergency Repair Program when the amount expended out of that fund does not exceed the maximum grant amount apportioned.
- (5) Funding that is transferred into a Special Reserve Fund and is used for the express purpose of the Career Technical Education Facilities Program when the amount expended out of that fund does not exceed the applicant's share of the maximum grant amount apportioned.
- (6) Funding that is transferred into a Special Reserve Fund and used for the express purpose of the Overcrowding Relief Grant when the amount expended out of that fund does not exceed the amount of the site acquisition and design costs of the project and the district has submitted an approved Form SAB 50-11.
- (7) Funding that is used for the express purpose of reimbursing the State a proportionate share of financial hardship received when there has been a transfer of a special education program and title to the facility. In addition, the funding was used within five years of the title transfer.
- (8) Funding to pay for obtaining a structural report pursuant to Section 1859.82 for an approvable and funded seismic mitigation project.
- (9) All other capital facility funding for a period of three years when no subsequent financial hardship request is made during this period, with the exception of the funding identified in (6). The three-year period begins with the date of the most recent financial hardship new construction or modernization adjusted grant funding apportionment.

When Overcrowding Relief Grant funding is set aside pursuant to (6) and the School District has not submitted, or the OPSC has not accepted, a Form SAB 50-04 for an Overcrowding Relief Grant within three years from the date of deposit into the Special Reserve Fund, or the School District has not met the requirements in Sections 1859.90 or 1859.105, remaining funds plus interest accrued at the Pooled Money Investment Board rate at that time period shall be deemed available as matching contribution on a subsequent financial hardship project or be captured through an audit adjustment pursuant to Section 1859.106.

The financial hardship analysis is subject to approval by the Board.

- (b) From the funds deemed available as a matching contribution, the district may retain \$19,776 per classroom in each enrollment reporting period for the cost to provide interim housing for the currently unhoused pupils of the district. The amount shown shall be adjusted annually in the manner prescribed in Section 1859.71. The number of classrooms needed for interim housing for the currently unhoused pupils shall be the sum of the positive numbers determined in (b)(7) as follows:
- (1) Determine the current enrollment of the district by grade level as shown on the latest Form SAB 50-01.
 - (2) Determine the New Construction Grants apportioned by grade level for all SFP projects and LPP funded under the provisions of Sections 1859.12 or 1859.13 where the district has submitted Form SAB 50-06 indicating that the project is 100 percent complete.
 - (3) Subtract (b)(2) from (b)(1).
 - (4) Determine the number of classrooms by grade level reported in Part 1, Line 8 on Form SAB 50-02.
 - (5) Multiply the classrooms determined in (b)(4) by 25 for K-6, 27 for 7-12, 13 for Non-Severe and 9 for Severe.
 - (6) Subtract the product determined in (b)(5) from the difference determined in (b)(3) by grade level.
 - (7) Divide the difference by grade level determined in (b)(6) by 25 for K-6, 27 for 7-12, 13 for Non-Severe and 9 for Severe and round up to the nearest whole number.

From the funds deemed available as a matching contribution, the district may also retain \$19,776 per portable toilet unit in each reporting period for the cost to provide necessary interim toilet facilities for the currently unhoused pupils of the district. The amount shown shall be adjusted annually in the manner prescribed in Section 1859.71. The number of toilet facilities needed for interim housing shall be the sum of the positive numbers determined in (b)(7) divided by eight rounded up to the nearest whole number.

From the funds deemed available as a matching contribution, the district may also retain \$19,776 per classroom in each reporting period for the cost to provide necessary interim housing for the currently unhoused pupils displaced as a result of a SAB approved seismic mitigation project pursuant to Section 1859.82. The amount shown shall be adjusted annually in the manner prescribed in Section 1859.71. The number of classrooms needed for interim housing shall be the quotient of the displaced pupils by 25 for K-6, 27 for 7-12, 13 for Non-Severe and 9 for Severe and round up to the nearest whole number.

If the district's available funds, as determined by the OPSC analysis less costs for interim housing, is less than its matching share, the district will be deemed to have met the requirements of this Subsection.

- (c) The district has made all reasonable efforts to fund its matching share of the project by demonstrating it is levying the developer fee justified under law or an alternative revenue source equal to or greater than the developer fee otherwise justified under law at the time of request for hardship and the district meets at least one of the following:
- (1) The current outstanding bonded indebtedness of the district issued for the purpose of constructing school facilities in accordance with Education Code Section 17072.35 or 17074.25 as appropriate, at the time of request for financial hardship status, is at least 60 percent of the district's total bonding capacity. Outstanding bonded indebtedness includes that part of general obligation bonds, Mello-Roos Bonds, School Facility Improvement District Bonds and certificates of participation which the district is paying a debt service that was issued for capital outlay school facility purposes.
 - (2) The district had a successful registered voter bond election for at least the maximum amount allowed under Proposition 39 within the previous two years from the date of request for financial hardship status. The proceeds from the bond election that represent the maximum amount allowed under the provisions of Proposition 39 must be used to fund the district's matching share requirement for SFP project(s).
 - (3) It is a County Superintendent of Schools.
 - (4) The district's total bonding capacity at the time of the request for financial hardship status is \$5 million or less.
 - (5) Other evidence of reasonable effort as approved by the SAB.

If the district's request for financial hardship status is denied by the Board, the district may be deemed eligible for rental payments of \$2,000 per year per classroom under the Emergency School Classroom Law of 1979 for a two year period when relocatable classroom buildings are available and the district provides financial documentation that it is unable to afford the full rental amount and any other information satisfactory to the Board that the rental reduction is necessary. The number of classrooms eligible for the \$2,000 rental payments shall be the sum of the numbers determined in (c)(5)(B) as follows:

- (A) Determine the number of pupils by grade level that the district requested a New Construction Grant on the Form SAB 50-04 that were denied financial hardship status.
 - (B) Divide the number by grade level determined in (c)(5)(A) by 25 for K-6, 27 for 7-12, 13 for Non-Severe and 9 for Severe and round up to the nearest whole number.
- (d) The district has not signed a contract for acquisition or construction of classrooms that replace existing facility(ies), which were included in the determination of the district's new construction eligibility pursuant to Education Code Section 17071.75, in a locally funded project during the five-year period immediately preceding the district's application for financial hardship assistance. This restriction may be lifted if the Board finds that unforeseen and extenuating circumstances existed that required the district to use local funds to replace the facility(ies).
- (e) If the district meets the financial hardship requirements in this Section, the amount of financial hardship is equal to the district's matching share less funds deemed available in (a).
- (1) Once a district has been notified by OPSC that it meets the requirements of financial hardship in this Section, the district may file Form SAB 50-04 under the provisions of financial hardship anytime within a period of 180 calendar days from the date of the OPSC notification.
 - (2) If the district does not submit Form SAB 50-04 under the provisions of financial hardship within 180 calendar days of the OPSC notification of approval of financial hardship status, the district must re-qualify for financial hardship status under the provisions of this Section by submittal of a new request for financial hardship status.

- (3) If the project(s) has been included on an unfunded list for more than 180 calendar days, a review of the district's funds pursuant to (a) will be made to determine if additional district funds are available to fund the district's matching share of the project(s).

Financial hardship approval status by the OPSC for a separate design and/or site apportionment does not apply to any subsequent funding for the project(s).

- (f) If the district submits Form SAB 50-04 within 180 calendar days of the OPSC notification of approval of financial hardship and the project(s) has been included on the "Unfunded List (Lack of AB 55 Loans)" for more than 180 calendar days as a result of the State of California's inability to provide interim financing from the Pooled Money Investment Account (AB 55 loans), the Board may suspend the unfunded review requirement as defined in Regulation Section 1859.81(e). Projects added to any other unfunded list shall be subject to the review detailed in Regulation Section 1859.81(e). Regulation Section 1859.81(f) shall become inoperative July 1, 2011.
- (g) A project added to an unfunded list on or after July 1, 2011 will be subject to the review detailed in section (e)(3). For projects added to an unfunded list between February 25, 2009 and June 30, 2011, only the district's financial records on or after July 1, 2011 will be considered in calculating any adjustment to the district's matching share.
- (h) On or after September 22, 2017, a district may submit a request for funding in advance of obtaining a determination of Financial Hardship.
 - (1) To be considered for Financial Hardship, the district must check the box on the Form SAB 50-04 requesting Financial Hardship pursuant to this subsection when submitting a request for funding.
 - (2) Prior to processing an application OPSC will notify the district in writing to submit the necessary documentation for a Financial Hardship analysis pursuant to (a), (b), (c) and (d). OPSC will not accept any documents for a Financial Hardship analysis in advance of the notification. Failure to submit the requested documentation within 60 calendar days of OPSC's notification will result in either a. or b.:
 - a. District may amend their Form SAB 50-04 to exclude the request for Financial Hardship determination.
 - b. OPSC will return the request for funding and related materials to the district.
 - (3) Upon notification of Financial Hardship approval, any Form SAB 50-04 processed within 180 calendar days of the approval date will be included in the approval.
 - (4) For any Form SAB 50-04 processed more than 180 calendar days after the date of the Financial Hardship approval the district shall re-qualify for Financial Hardship status.

Note: Authority cited: Sections 17070.35, 17075.15, 17078.72 and 17592.73, Education Code.

Reference: Sections 17071.75, 17075.10, 17075.15, and 17079.20, Education Code.