

State Allocation Board Agenda



Lisa Silverman, Executive Officer
Office of Public School Construction
707 Third Street
West Sacramento, CA 95605

Public Meeting
Monday, December 9, 2019
State Treasurer's Office
915 Capitol Mall, Room 587*
Sacramento, CA 95814
2:00 p.m.*

General Information
(916) 376-1771

For further information, please contact your Project Manager.

*Meeting room and time subject to change.

A copy of the 10-Day Notice can be found on the [OPSC website](#)

December 9, 2019 Agenda

CLOSED SESSION

Pursuant to Government Code Section 11126(e)(1), the Board will meet in closed session for the purpose of conferring with and receiving advice from counsel regarding pending litigation.

<u>TAB</u>	<u>SUBJECT</u>	<u>PRESENTER</u>	<u>PAGE</u>
	Call Meeting to order	Chair	
	Roll Call	Secretary	
	Table of Contents		i – ii
1	Alphabetical Listing		iii - ix
2	Minutes of October 23, 2019		1 – 8
3	Executive Officer Statement		9 – 10a
4	CONSENT AGENDA		

SCHOOL FACILITY PROGRAM

Resolution	11
Eligibility Approvals	12 - 27
Unfunded Approvals (Lack of AB 55 Loans)	28 - 63
Project Apportionment	64
Charter School Facilities Program Preliminary Apportionment	65
Closeouts	66 - 67
Charter School Facilities Program Partial Rescission	68 - 75
Substantial Progress Reduction to Costs Incurred	76 - 77
Facility Hardship/Rehabilitation Program	78 -110
Waivers of the Substantial Enrollment Requirement	111-113

FULL-DAY KINDERGARTEN FACILITIES GRANT PROGRAM

Resolution	114
Project Adjustment	115-117

OTHER PROGRAMS

Unused Sites Program	118-154
----------------------	---------

NEXT MONTHLY STATE ALLOCATION BOARD MEETING – JANUARY 22, 2020

December 9, 2019 Agenda

<u>TAB</u>	<u>SUBJECT</u>	<u>PAGE</u>
5	<u>FINANCIAL REPORTS</u>	155 - 176
6	<u>APPEALS</u>	
	MCFARLAND UNIFIED/KERN 50/73908-00-010	177 - 192
	To present the District's request to approve a new construction application for funding based on an enrollment period that differs from the enrollment period in which the application was processed.	
7	<u>REPORTS, DISCUSSION AND INFORMATION ITEMS</u>	
	State Allocation Board Three-Month Projected Workload	193 - 194
	Dates for 2020 State Allocation Board Meetings	195
	School Facility Program Unfunded List (Regulation Section 1859.95)	196 - 201
	School Facility Program Workload List	202 - 230
	Full-Day Kindergarten Facilities Grant Program Workload List	231 - 242
	School Facility Program Acknowledged List (Reg. Section 1859.95.1)	243 - 252
	Facility Hardship/Rehabilitation Approvals Without Funding	253 - 254
	School Facility Program Financial Hardship (Regulation Section 1859.81)	255 - 258

December 9, 2019

Alphabetical Listing

<u>School District</u>	<u>County</u>	<u>Category</u>	<u>Page No.</u>
ACKERMAN ELEMENTARY	PLACER	Unused Sites	Consent 118
ADELANTO ELEMENTARY	SAN BERNARDINO	Unused Sites	Consent 118
ALISAL UNION	MONTEREY	SFP-New Construction	Consent 64
ALISAL UNION	MONTEREY	Unused Sites	Consent 118
ALLENSWORTH ELEMENTARY	TULARE	Unused Sites	Consent 118
ALPAUGH UNIFIED	TULARE	Unused Sites	Consent 118
ALVIEW-DAIRYLAND UN. ELEM.	MADERA	SFP-New Construction	Consent 111
ALVINA ELEMENTARY	FRESNO	SFP-New Construction	Consent 111
ALVORD UNIFIED	RIVERSIDE	SFP-Modernization	Consent12/14
ALVORD UNIFIED	RIVERSIDE	SFP - Modernization	Consent 28*
AMADOR COUNTY OFFICE OF ED.	AMADOR	SFP-New Construction	Consent 76
AMADOR COUNTY UNIFIED	AMADOR	Unused Sites	Consent 118
ANTELOPE ELEMENTARY	TEHAMA	Unused Sites	Consent 118
ANTELOPE VALLEY UNION HIGH	LOS ANGELES	Unused Sites	Consent 118
ANTIOCH UNIFIED	CONTRA COSTA	Unused Sites	Consent 118
APPLE VALLEY UNIFIED	SAN BERNARDINO	Unused Sites	Consent 118
ARCATA ELEMENTARY	HUMBOLDT	Unused Sites	Consent 118
ARENA UNION ELEMENTARY	MENDOCINO	Unused Sites	Consent 118
ARMONA UNION ELEMENTARY	KINGS	Unused Sites	Consent 118
ATWATER ELEMENTARY	MERCED	Unused Sites	Consent 118
AUBURN UNION ELEMENTARY	PLACER	Unused Sites	Consent 118
AZUSA UNIFIED	LOS ANGELES	SFP-Modernization	Consent 28*
BAKER VALLEY UNIFIED	SAN BERNARDINO	Unused Sites	Consent 118
BAKERSFIELD CITY ELEMENTARY	KERN	SFP-Modernization	Consent 14
BAKERSFIELD CITY ELEMENTARY	KERN	Unused Sites	Consent 118
BALDWIN PARK UNIFIED	LOS ANGELES	SFP-Modernization	Consent 14
BANNING UNIFIED	RIVERSIDE	Unused Sites	Consent 118
BARSTOW UNIFIED	SAN BERNARDINO	Unused Sites	Consent 118
BAYSHORE ELEMENTARY	SAN MATEO	SFP-New Construction	Consent 14
BAYSHORE ELEMENTARY	SAN MATEO	SFP-New Construction	Consent 28*
BEAUMONT UNIFIED	RIVERSIDE	Unused Sites	Consent 118
BENICIA UNIFIED	SOLANO	Unused Sites	Consent 118
BERRYESSA UNION ELEMENTARY	SANTA CLARA	Unused Sites	Consent 118
BIG CREEK ELEMENTARY	FRESNO	SFP-Modernization	Consent 78*
BIG VALLEY JOINT UNIFIED	LASSEN	Unused Sites	Consent 118
BONSALL UNIFIED	SAN DIEGO	Unused Sites	Consent 118
BORREGO SPRINGS UNIFIED	SAN DIEGO	Unused Sites	Consent 118
BRAWLEY ELEMENTARY	IMPERIAL	Unused Sites	Consent 118
BREA-OLINDA UNIFIED	ORANGE	Unused Sites	Consent 118
BRENTWOOD UNION	CONTRA COSTA	Unused Sites	Consent 118
BRITTAN ELEMENTARY	SUTTER	Unused Sites	Consent 118
BUCKEYE UNION ELEMENTARY	EL DORADO	SFP-Modernization	Consent 83*
CAJON VALLEY UNION ELEMENTARY	SAN DIEGO	Unused Sites	Consent 118
CALAVERAS UNIFIED	CALAVERAS	Unused Sites	Consent 118
CALIPATRIA UNIFIED	IMPERIAL	Unused Sites	Consent 118
CAMBRIAN	SANTA CLARA	Unused Sites	Consent 118
CAMPBELL UNION ELEMENTARY	SANTA CLARA	Unused Sites	Consent 118
CARMEL UNIFIED	MONTEREY	Unused Sites	Consent 118
CARPINTERIA UNIFIED	SANTA BARBARA	Unused Sites	Consent 118

December 9, 2019

Alphabetical Listing

<u>School District</u>	<u>County</u>	<u>Category</u>	<u>Page No.</u>
CASTAIC UNION	LOS ANGELES	Unused Sites	Consent 118
CASTRO VALLEY UNIFIED	ALAMEDA	SFP-Modernization	Consent 14
CENTRAL UNIFIED	FRESNO	Unused Sites	Consent 118
CENTRAL UNION HIGH	IMPERIAL	Unused Sites	Consent 118
CHAFFEY JOINT UNION HIGH	SAN BERNARDINO	SFP-ORG	Consent 28*
CHAFFEY JOINT UNION HIGH	SAN BERNARDINO	Unused Sites	Consent 118
CHARTER OAK UNIFIED	LOS ANGELES	Unused Sites	Consent 118
CHICO UNIFIED	BUTTE	Unused Sites	Consent 118
CLOVERDALE UNIFIED	SONOMA	Unused Sites	Consent 118
CLOVIS UNIFIED	FRESNO	Unused Sites	Consent 118
COACHELLA VALLEY UNIFIED	RIVERSIDE	Unused Sites	Consent 118
COLFAX ELEMENTARY	PLACER	Unused Sites	Consent 118
COLUMBIA UNION ELEMENTARY	TUOLUMNE	Unused Sites	Consent 118
COMPTON UNIFIED	LOS ANGELES	Unused Sites	Consent 118
CONEJO VALLEY UNIFIED	VENTURA	Unused Sites	Consent 118
CORONADO UNIFIED	SAN DIEGO	Unused Sites	Consent 118
CORONA-NORCO UNIFIED	RIVERSIDE	Unused Sites	Consent 118
COTATI-ROHNERT PARK UNIFIED	SONOMA	Unused Sites	Consent 118
CULVER CITY UNIFIED	LOS ANGELES	SFP-Modernization	Consent 28*
CULVER CITY UNIFIED	LOS ANGELES	Unused Sites	Consent 118
CUPERTINO UNION	SANTA CLARA	Unused Sites	Consent 118
CURTIS CREEK ELEMENTARY	TUOLUMNE	Unused Sites	Consent 118
CUYAMA JOINT UNIFIED	SANTA BARBARA	Unused Sites	Consent 118
CYPRESS ELEMENTARY	ORANGE	Unused Sites	Consent 118
DAVIS JOINT UNIFIED	YOLO	Unused Sites	Consent 118
DEHESA	SAN DIEGO	Unused Sites	Consent 118
DEL NORTE COUNTY UNIFIED	DEL NORTE	Unused Sites	Consent 118
DELANO JOINT UNION HIGH	KERN	Unused Sites	Consent 118
DELANO UNION ELEMENTARY	KERN	Unused Sites	Consent 118
DESERT SANDS UNIFIED	RIVERSIDE	Unused Sites	Consent 118
DINUBA UNIFIED	TULARE	SFP-New Construction	Consent 28*
DIXIE ELEMENTARY	MARIN	Unused Sites	Consent 118
DRY CREEK JOINT ELEMENTARY	PLACER	Unused Sites	Consent 118
DUARTE UNIFIED	LOS ANGELES	SFP-Modernization	Consent 12
DUARTE UNIFIED	LOS ANGELES	SFP-Modernization	Consent 28*
EAST SIDE UNION HIGH	SANTA CLARA	SFP-Modernization	Consent 14
EASTSIDE UNION	LOS ANGELES	Unused Sites	Consent 118
EDISON ELEMENTARY	KERN	Unused Sites	Consent 118
EL DORADO CO. OFFICE OF ED.	EL DORADO	Unused Sites	Consent 118
EL RANCHO UNIFIED	LOS ANGELES	Unused Sites	Consent 118
ELK GROVE UNIFIED	SACRAMENTO	Unused Sites	Consent 118
ENTERPRISE ELEMENTARY	SHASTA	SFP-Modernization	Consent 14
ESPARTO UNIFIED	YOLO	Unused Sites	Consent 118
EUREKA CITY UNIFIED	HUMBOLDT	Unused Sites	Consent 118
EVERGREEN UNION ELEMENTARY	TEHAMA	Unused Sites	Consent 118
FAIRFIELD-SUISUN UNIFIED	SOLANO	Unused Sites	Consent 118
FARMERSVILLE UNIFIED	TULARE	Unused Sites	Consent 118
FOLSOM-CORDOVA UNIFIED	SACRAMENTO	Unused Sites	Consent 118
FONTANA UNIFIED	SAN BERNARDINO	Unused Sites	Consent 118

December 9, 2019

Alphabetical Listing

<u>School District</u>	<u>County</u>	<u>Category</u>	<u>Page No.</u>
FORESTHILL UNION ELEMENTARY	PLACER	Unused Sites	Consent 118
FORKS OF SALMON ELEMENTARY	SISKIYOU	Unused Sites	Consent 118
FOUNTAIN VALLEY ELEMENTARY	ORANGE	Unused Sites	Consent 118
FRANKLIN-MCKINLEY ELEMENTARY	SANTA CLARA	SFP-Modernization	Consent 14
FRANKLIN-MCKINLEY ELEMENTARY	SANTA CLARA	SFP-Modernization	Consent 28*
FREMONT UNIFIED	ALAMEDA	Unused Sites	Consent 118
FREMONT UNION HIGH	SANTA CLARA	Unused Sites	Consent 118
FRESNO UNIFIED	FRESNO	Unused Sites	Consent 118
GALT JOINT UNION ELEMENTARY	SACRAMENTO	Unused Sites	Consent 118
GARDEN GROVE UNIFIED	ORANGE	SFP-Modernization	Consent 28*
GATEWAY UNIFIED	SHASTA	Unused Sites	Consent 118
GLENDALE UNIFIED	LOS ANGELES	Unused Sites	Consent 118
GOLDEN PLAINS UNIFIED	FRESNO	Unused Sites	Consent 118
GOLETA UNION ELEMENTARY	SANTA BARBARA	Unused Sites	Consent 118
GREENFIELD UNION	KERN	Unused Sites	Consent 118
GREENFIELD UNION ELEMENTARY	MONTEREY	SFP-New Construction	Consent 14
GRIDLEY UNIFIED	BUTTE	Unused Sites	Consent 118
GROSSMONT UNION HIGH	SAN DIEGO	SFP-Modernization	Consent 28*
GROSSMONT UNION HIGH	SAN DIEGO	Unused Sites	Consent 118
HACIENDA LA PUENTE UNIFIED	LOS ANGELES	Unused Sites	Consent 118
HANFORD ELEMENTARY	KINGS	Unused Sites	Consent 118
HEMET UNIFIED	RIVERSIDE	Unused Sites	Consent 118
HERMOSA BEACH CITY ELEM.	LOS ANGELES	Unused Sites	Consent 118
HESPERIA UNIFIED	SAN BERNARDINO	Unused Sites	Consent 118
HICKMAN ELEMENTARY	STANISLAUS	Unused Sites	Consent 118
HOPE ELEMENTARY	TULARE	Unused Sites	Consent 118
HUNTINGTON BEACH CITY ELEM.	ORANGE	Unused Sites	Consent 118
IMPERIAL UNIFIED	IMPERIAL	Unused Sites	Consent 118
IRVINE UNIFIED	ORANGE	Unused Sites	Consent 118
JEFFERSON UNION HIGH	SAN MATEO	Unused Sites	Consent 118
KEPPEL UNION ELEMENTARY	LOS ANGELES	Unused Sites	Consent 118
KERN COUNTY OFFICE OF ED.	KERN	Unused Sites	Consent 118
KERN HIGH	KERN	Unused Sites	Consent 118
KINGS CANYON JOINT UNIFIED	FRESNO	Unused Sites	Consent 118
KONOCI UNIFIED	LAKE	Unused Sites	Consent 118
LA CANADA UNIFIED	LOS ANGELES	Unused Sites	Consent 118
LAKE ELSINORE UNIFIED	RIVERSIDE	Unused Sites	Consent 118
LAKEPORT UNIFIED	LAKE	Unused Sites	Consent 118
LAKESIDE UNION	KERN	Unused Sites	Consent 118
LAKESIDE UNION ELEMENTARY	SAN DIEGO	Unused Sites	Consent 118
LANCASTER ELEMENTARY	LOS ANGELES	Unused Sites	Consent 118
LARKSPUR-CORTE MADERA	MARIN	Unused Sites	Consent 118
LAS LOMITAS ELEMENTARY	SAN MATEO	Unused Sites	Consent 118
LIBERTY UNION HIGH	CONTRA COSTA	Unused Sites	Consent 118
LINCOLN ELEMENTARY	MARIN	Unused Sites	Consent 118
LITTLE LAKE CITY ELEMENTARY	LOS ANGELES	Unused Sites	Consent 118
LIVINGSTON UNION	MERCED	Unused Sites	Consent 118
LODI UNIFIED	SAN JOAQUIN	Unused Sites	Consent 118
LOMPOC UNIFIED	SANTA BARBARA	Unused Sites	Consent 118

December 9, 2019

Alphabetical Listing

<u>School District</u>	<u>County</u>	<u>Category</u>	<u>Page No.</u>
LOS ALTOS ELEMENTARY	SANTA CLARA	Unused Sites	Consent 118
LOS ANGELES CO. OFFICE OF ED.	LOS ANGELES	SFP-New Construction	Consent 66
LOS ANGELES UNIFIED	LOS ANGELES	SFP-Charter	Consent 68
LOS ANGELES UNIFIED	LOS ANGELES	SFP-Charter	Consent 65*
LOS ANGELES UNIFIED	LOS ANGELES	SFP-ORG	Consent 67
LOS ANGELES UNIFIED	LOS ANGELES	Unused Sites	Consent 118
LOS BANOS UNIFIED	MERCED	Unused Sites	Consent 118
LOS GATOS-SARATOGA JT UN HIGH	SANTA CLARA	Unused Sites	Consent 118
LOST HILLS UNION ELEMENTARY	KERN	Unused Sites	Consent 118
LOWELL JOINT ELEMENTARY	LOS ANGELES	Unused Sites	Consent 118
LUCIA MAR UNIFIED	SAN LUIS OBISPO	Unused Sites	Consent 118
MAMMOTH UNIFIED	MONO	Unused Sites	Consent 118
MANHATTAN BEACH UNIFIED	LOS ANGELES	Unused Sites	Consent 118
MANTECA UNIFIED	SAN JOAQUIN	Unused Sites	Consent 118
MAPLE ELEMENTARY	KERN	SFP-Modernization	Consent 14
MARICOPA UNIFIED	KERN	Unused Sites	Consent 118
MARIPOSA COUNTY UNIFIED	MARIPOSA	Unused Sites	Consent 118
MARK TWAIN UNION ELEMENTARY	CALAVERAS	Unused Sites	Consent 118
MARYSVILLE JOINT UNIFIED	YUBA	Unused Sites	Consent 118
MCSWAIN UNION ELEMENTARY	MERCED	Unused Sites	Consent 118
MENDOCINO UNIFIED	MENDOCINO	Unused Sites	Consent 118
MERCED CITY ELEMENTARY	MERCED	SFP-Modernization	Consent 14
MERCED CITY ELEMENTARY	MERCED	SFP-Modernization	Consent 28*
MERCED CITY ELEMENTARY	MERCED	Unused Sites	Consent 118
MERCED UNION HIGH	MERCED	Unused Sites	Consent 118
MILL VALLEY ELEMENTARY	MARIN	Unused Sites	Consent 118
MILLBRAE ELEMENTARY	SAN MATEO	Unused Sites	Consent 118
MILPITAS UNIFIED	SANTA CLARA	Unused Sites	Consent 118
MOJAVE UNIFIED	KERN	Unused Sites	Consent 118
MONTECITO UNION ELEMENTARY	SANTA BARBARA	SFP-Modernization	Consent 88*
MONTECITO UNION ELEMENTARY	SANTA BARBARA	SFP-Modernization	Consent 93*
MONTEREY PENINSULA UNIFIED	MONTEREY	Unused Sites	Consent 118
MORELAND ELEMENTARY	SANTA CLARA	Unused Sites	Consent 118
MORENO VALLEY UNIFIED	RIVERSIDE	SFP-Modernization	Consent 14
MORENO VALLEY UNIFIED	RIVERSIDE	Unused Sites	Consent 118
MORONGO UNIFIED	SAN BERNARDINO	Unused Sites	Consent 118
MOUNTAIN VIEW WHISMAN ELEM.	SANTA CLARA	Unused Sites	Consent 118
MT. DIABLO UNIFIED	CONTRA COSTA	Unused Sites	Consent 118
NAPA VALLEY UNIFIED	NAPA	SFP-New Construction	Consent 98*
NATOMAS UNIFIED	SACRAMENTO	Unused Sites	Consent 118
NEEDLES UNIFIED	SAN BERNARDINO	Unused Sites	Consent 118
NEVADA CITY	NEVADA	Unused Sites	Consent 118
NEW HAVEN UNIFIED	ALAMEDA	Unused Sites	Consent 118
NEWPORT-MESA UNIFIED	ORANGE	SFP-Modernization	Consent 28*
NORRIS	KERN	Unused Sites	Consent 118
NORWALK-LA MIRADA UNIFIED	LOS ANGELES	Unused Sites	Consent 118
OAK GROVE ELEMENTARY	SANTA CLARA	Unused Sites	Consent 118
OAKDALE JOINT UNIFIED	STANISLAUS	Unused Sites	Consent 118
OAKLEY UNION ELEMENTARY	CONTRA COSTA	Unused Sites	Consent 118

December 9, 2019 Alphabetical Listing

<u>School District</u>	<u>County</u>	<u>Category</u>	<u>Page No.</u>
OCEAN VIEW ELEMENTARY	ORANGE	Unused Sites	Consent 118
ONTARIO-MONTCLAIR	SAN BERNARDINO	SFP-Modernization	Consent103*
ONTARIO-MONTCLAIR	SAN BERNARDINO	SFP-Modernization	Consent107*
ORANGE UNIFIED	ORANGE	Unused Sites	Consent 118
PACHECO UNION ELEMENTARY	SHASTA	Unused Sites	Consent 118
PALM SPRINGS UNIFIED	RIVERSIDE	SFP-Modernization	Consent 28*
PALM SPRINGS UNIFIED	RIVERSIDE	Unused Sites	Consent 118
PALMDALE ELEMENTARY	LOS ANGELES	Unused Sites	Consent 118
PALO ALTO UNIFIED	SANTA CLARA	SFP-Modernization	Consent 14
PALO ALTO UNIFIED	SANTA CLARA	Unused Sites	Consent 118
PALOS VERDES PENINSULA UNIFIED	LOS ANGELES	Unused Sites	Consent 118
PASADENA UNIFIED	LOS ANGELES	Unused Sites	Consent 118
PASO ROBLES JOINT UNIFIED	SAN LUIS OBISPO	Unused Sites	Consent 118
PATTERSON JOINT UNIFIED	STANISLAUS	Unused Sites	Consent 118
PERRIS UNION HIGH	RIVERSIDE	SFP-New Construction	Consent 14
PERRIS UNION HIGH	RIVERSIDE	Unused Sites	Consent 118
PITTSBURG UNIFIED	CONTRA COSTA	Unused Sites	Consent 118
PLACER HILLS UNION ELEMENTARY	PLACER	Unused Sites	Consent 118
PLACER UNION HIGH	PLACER	SFP-Modernization	Consent 14
PLACER UNION HIGH	PLACER	SFP-Modernization	Consent 28*
PLACER UNION HIGH	PLACER	SFP-Modernization	Consent 28*
PLEASANT RIDGE UNION ELEM.	NEVADA	Unused Sites	Consent 118
PLEASANTON UNIFIED	ALAMEDA	Unused Sites	Consent 118
PLUMAS UNIFIED	PLUMAS	Unused Sites	Consent 118
PORTERVILLE UNIFIED	TULARE	Unused Sites	Consent 118
PRINCETON JOINT UNIFIED	GLENN	SFP-Modernization	Consent 28*
PRINCETON JOINT UNIFIED	GLENN	SFP-Modernization	Consent 28*
RANCHO SANTA FE ELEMENTARY	SAN DIEGO	Unused Sites	Consent 118
REDONDO BEACH UNIFIED	LOS ANGELES	Unused Sites	Consent 118
REEF-SUNSET UNIFIED	KINGS	Unused Sites	Consent 118
RESCUE UNION ELEMENTARY	EL DORADO	Unused Sites	Consent 118
RICHLAND UNION ELEMENTARY	KERN	Unused Sites	Consent 118
RIM OF THE WORLD UNIFIED	SAN BERNARDINO	Unused Sites	Consent 118
RINCON VALLEY UNION ELEM.	SONOMA	SFP-Modernization	Consent 14
RIVERDALE JOINT UNIFIED	FRESNO	Unused Sites	Consent 118
RIVERSIDE COUNTY OFFICE OF ED.	RIVERSIDE	Unused Sites	Consent 118
ROBLA ELEMENTARY	SACRAMENTO	Unused Sites	Consent 118
ROCKFORD ELEMENTARY	TULARE	Unused Sites	Consent 118
ROMOLAND ELEMENTARY	RIVERSIDE	Unused Sites	Consent 118
ROSEMEAD ELEMENTARY	LOS ANGELES	SFP-Modernization	Consent 28*
ROSEMEAD ELEMENTARY	LOS ANGELES	SFP-Modernization	Consent 28*
ROSEMEAD ELEMENTARY	LOS ANGELES	SFP-Modernization	Consent 28*
ROSEVILLE JOINT UNION HIGH	PLACER	Unused Sites	Consent 118
ROSS VALLEY	MARIN	Unused Sites	Consent 118
SACRAMENTO CITY UNIFIED	SACRAMENTO	SFP-Modernization	Consent 14
SADDLEBACK VALLEY UNIFIED	ORANGE	SFP-Modernization	Consent 14
SADDLEBACK VALLEY UNIFIED	ORANGE	SFP-Modernization	Consent 28*
SADDLEBACK VALLEY UNIFIED	ORANGE	SFP-Modernization	Consent 28*
SALIDA UNION	STANISLAUS	Unused Sites	Consent 118

December 9, 2019 Alphabetical Listing

<u>School District</u>	<u>County</u>	<u>Category</u>	<u>Page No.</u>
SAN BERNARDINO CITY UNIFIED	SAN BERNARDINO	Unused Sites	Consent 118
SAN BERNARDINO CO. OFC. OF ED.	SAN BERNARDINO	Unused Sites	Consent 118
SAN BRUNO PARK ELEMENTARY	SAN MATEO	Unused Sites	Consent 118
SAN DIEGO UNIFIED	SAN DIEGO	Unused Sites	Consent 118
SAN FRANCISCO UNIFIED	SAN FRANCISCO	Unused Sites	Consent 118
SAN JACINTO UNIFIED	RIVERSIDE	Unused Sites	Consent 118
SAN JOSE UNIFIED	SANTA CLARA	Unused Sites	Consent 118
SAN LORENZO UNIFIED	ALAMEDA	Unused Sites	Consent 118
SAN LUCAS UNION ELEMENTARY	MONTEREY	Unused Sites	Consent 118
SAN LUIS COASTAL UNIFIED	SAN LUIS OBISPO	Unused Sites	Consent 118
SAN MARCOS UNIFIED	SAN DIEGO	Unused Sites	Consent 118
SAN PASQUAL VALLEY UNIFIED	IMPERIAL	Unused Sites	Consent 118
SAN RAFAEL CITY ELEMENTARY	MARIN	Unused Sites	Consent 118
SAN RAMON VALLEY UNIFIED	CONTRA COSTA	SFP-Modernization	Consent 12/14
SANGER UNIFIED	FRESNO	SFP-Modernization	Consent 14
SANTA ANA UNIFIED	ORANGE	Unused Sites	Consent 118
SANTA BARBARA UNIFIED	SANTA BARBARA	SFP-Modernization	Consent 28*
SANTA BARBARA UNIFIED	SANTA BARBARA	Unused Sites	Consent 118
SANTA CLARA UNIFIED	SANTA CLARA	Unused Sites	Consent 118
SANTA MARIA-BONITA	SANTA BARBARA	SFP-New Construction	Consent 28*
SANTA MARIA-BONITA	SANTA BARBARA	SFP-New Construction	Consent 28*
SANTA MONICA-MALIBU UNIFIED	LOS ANGELES	Unused Sites	Consent 118
SANTA PAULA UNIFIED	VENTURA	SFP-Modernization	Consent 12
SANTA PAULA UNIFIED	VENTURA	SFP-Modernization	Consent 28*
SANTA PAULA UNIFIED	VENTURA	Unused Sites	Consent 118
SANTA ROSA ELEMENTARY	SONOMA	Unused Sites	Consent 118
SANTA ROSA HIGH	SONOMA	SFP-Charter	Consent 28*
SANTA ROSA HIGH	SONOMA	SFP-Charter	Consent 28*
SANTEE ELEMENTARY	SAN DIEGO	Unused Sites	Consent 118
SIERRA SANDS UNIFIED	KERN	Unused Sites	Consent 118
SIERRA UNIFIED	FRESNO	Unused Sites	Consent 118
SIMI VALLEY UNIFIED	VENTURA	Unused Sites	Consent 118
SNOWLINE JOINT UNIFIED	SAN BERNARDINO	Unused Sites	Consent 118
SONORA ELEMENTARY	TUOLUMNE	SFP-Modernization	Consent 14
SONORA ELEMENTARY	TUOLUMNE	SFP-Modernization	Consent 28*
SONORA ELEMENTARY	TUOLUMNE	SFP-Modernization	Consent 28*
SONORA UNION HIGH	TUOLUMNE	Unused Sites	Consent 118
SOUTH PASADENA UNIFIED	LOS ANGELES	Unused Sites	Consent 118
SOUTH SAN FRANCISCO UNIFIED	SAN MATEO	Unused Sites	Consent 118
SOUTHERN KERN UNIFIED	KERN	Unused Sites	Consent 118
SOUTHERN TRINITY JOINT UNIFIED	TRINITY	Unused Sites	Consent 118
SPRINGVILLE UNION ELEMENTARY	TULARE	Unused Sites	Consent 118
STANDARD ELEMENTARY	KERN	Unused Sites	Consent 118
STOCKTON UNIFIED	SAN JOAQUIN	SFP-Modernization	Consent 28*
STOCKTON UNIFIED	SAN JOAQUIN	Unused Sites	Consent 118
SUNNYVALE ELEMENTARY	SANTA CLARA	Unused Sites	Consent 118
SWEETWATER UNION HIGH	SAN DIEGO	Unused Sites	Consent 118
SYLVAN UNION ELEMENTARY	STANISLAUS	Unused Sites	Consent 118
TAHOE-TRUCKEE UNIFIED	PLACER	Unused Sites	Consent 118

December 9, 2019
Alphabetical Listing

<u>School District</u>	<u>County</u>	<u>Category</u>	<u>Page No.</u>
TAMALPAIS UNION HIGH	MARIN	Unused Sites	Consent 118
TEHACHAPI UNIFIED	KERN	Unused Sites	Consent 118
TEMECULA VALLEY UNIFIED	RIVERSIDE	Unused Sites	Consent 118
TORRANCE UNIFIED	LOS ANGELES	SFP-Modernization	Consent 28*
TRAVER JOINT ELEMENTARY	TULARE	SFP-Modernization	Consent 14
TRAVER JOINT ELEMENTARY	TULARE	SFP-Modernization	Consent 28*
TRAVIS UNIFIED	SOLANO	Unused Sites	Consent 118
TULARE CITY ELEMENTARY	TULARE	Unused Sites	Consent 118
TURLOCK UNIFIED	STANISLAUS	Unused Sites	Consent 118
TWIN RIVERS UNIFIED	SACRAMENTO	SFP-Modernization	Consent 14
TWIN RIVERS UNIFIED	SACRAMENTO	Unused Sites	Consent 118
UKIAH UNIFIED	MENDOCINO	Unused Sites	Consent 118
UNION ELEMENTARY	SANTA CLARA	Unused Sites	Consent 118
VALLECITO UNION ELEMENTARY	CALAVERAS	Unused Sites	Consent 118
VALLEJO CITY UNIFIED	SOLANO	Unused Sites	Consent 118
VALLEY CENTER-PAUMA	SAN DIEGO	Unused Sites	Consent 118
VENTURA UNIFIED	VENTURA	Unused Sites	Consent 118
VICTOR ELEMENTARY	SAN BERNARDINO	Unused Sites	Consent 118
VISALIA UNIFIED	TULARE	Unused Sites	Consent 118
VISTA DEL MAR UNION ELEMENTARY	SANTA BARBARA	Unused Sites	Consent 118
WASCO UNION HIGH	KERN	Unused Sites	Consent 118
WASHINGTON UNIFIED	FRESNO	Unused Sites	Consent 118
WASHINGTON UNIFIED	YOLO	Unused Sites	Consent 118
WESTSIDE UNION ELEMENTARY	LOS ANGELES	Unused Sites	Consent 118
WILLIAM S. HART UNION HIGH	LOS ANGELES	SFP-New Construction	Consent 14
WINTERS JOINT UNIFIED	YOLO	Unused Sites	Consent 118
WOODLAND JOINT UNIFIED	YOLO	Unused Sites	Consent 118
WOODVILLE UNION	TULARE	Full-Day Kinder	Consent 115
WRIGHT ELEMENTARY	SONOMA	Unused Sites	Consent 118
YUBA CITY UNIFIED	SUTTER	Unused Sites	Consent 118

OPSC PROGRAM CODES

SCHOOL FACILITY PROGRAM (SFP)

- 50 – NEW CONSTRUCTION
- 51 – FACILITY HARDSHIP NEW CONSTRUCTION
- 52 – SFP JOINT-USE
- 53 – CRITICALLY OVERCROWDED SCHOOLS
- 54 – CHARTER SCHOOL FACILITIES PROGRAM
- 55 – CAREER TECH NEW CONSTRUCTION
- 56 – OVERCROWDING RELIEF GRANT PROGRAM
- 57 – MODERNIZATION
- 58 – FACILITY HARDSHIP MODERNIZATION
- 59 – CAREER TECH MODERNIZATION

OTHER PROGRAMS

- 25 – STATE RELOCATABLE CLASSROOM PROGRAM
- 34 – AIR CONDITIONING AND/OR INSULATION PROGRAM
- 40 – DEFERRED MAINTENANCE PROGRAM
- 61 – EMERGENCY REPAIR PROGRAM
- 70 – FULL-DAY KINDERGARTEN FACILITIES GRANT PROGRAM NEW
CONSTRUCTION
- 71 – FULL-DAY KINDERGARTEN FACILITIES GRANT PROGRAM RETROFIT

MINUTES

State Allocation Board

October 23, 2019

Upon notice duly given, the meeting of the State Allocation Board (SAB) was held at the California Department of Education, Hearing Room 1101, in Sacramento, California on October 23, 2019 at 2:00 p.m.

Members of the SAB present were as follows:

- Gayle Miller, Chief Deputy Director, Policy, Department of Finance, designated representative for Keely Bosler, Director, Department of Finance
- Daniel Kim, Director, Department of General Services
- Juan Mireles, Director, School Facilities and Transportation Services Division, California Department of Education (CDE), designated representative for Tony Thurmond, Superintendent of Public Instruction
- Senator Scott Wilk
- Assembly Member Adrin Nazarian
- Assembly Member Patrick O'Donnell

Members of the SAB absent were as follows:

- Senator Connie Leyva
- Senator Richard Roth
- Assembly Member Jordan Cunningham
- Cesar Diaz, appointee of Edmund G. Brown, Jr., former Governor of the State of California

Representative of the SAB was as follows:

- Lisa Silverman, Executive Officer

Representatives of the Department of General Services, Office of Public School Construction (OPSC), were as follows:

- Lisa Silverman, Executive Officer
- Barbara Kampmeier, Deputy Executive Officer

Representative of the Department of General Services, Office of Legal Services, was as follows:

- Tom Patton, Assistant Chief Counsel

With a quorum present, Ms. Miller, Chair, called the meeting to order at 2:05 p.m.

PRIOR MINUTES

A motion was made to approve the September 25, 2019 SAB Minutes. The Chair called for a roll-call vote and the motion carried per the following votes:

MEMBER	AYE	NAY	ABSTAIN	ABSENT
Senator Wilk	X			
Senator Leyva				X
Senator Roth				X
Assembly Member Nazarian	X			
Assembly Member O'Donnell	X			
Assembly Member Cunningham				X
Juan Mireles	X			
Cesar Diaz (Governor's Appointee)				X
Daniel Kim	X			
Gayle Miller	X			
Total	6			4

Motion:

Carried X

Failed

EXECUTIVE OFFICER'S STATEMENT

The Executive Officer informed the SAB of the following:

Assembly Bill (AB) 48

On Monday, October 7, 2019, Governor Gavin Newsom signed AB 48, which was authored by Assembly Member Patrick O'Donnell and Senator Steve Glazer. The bill provides \$15 billion to construct and modernize education facilities, of which \$9 billion is for the School Facility Program (SFP). Staff will monitor the voting results for AB 48 at the March 3, 2020 statewide primary election. The breakdown of the allocation amounts is as follows:

- \$2.8 billion for new construction of school facilities;
- \$5.2 billion for the modernization of existing school facilities;
- \$500 million for school facilities to charter schools; and
- \$500 million for facilities for career technical education programs

Priority Funding Apportionments

The SAB, at its September 25, 2019 meeting, approved \$771.7 million in priority funding apportionments for 193 projects representing 106 applicants. Applicants were reminded to submit to OPSC the *Fund Release Authorization* (Form SAB 50-05) by close of business on Tuesday, December 24, 2019. As of October 15, 2019, fund releases totaling \$173.33 million and 42 of the required 188 Forms SAB 50-05 have been processed.

EXECUTIVE OFFICER'S STATEMENT (continued)**Full-Day Kindergarten Facilities Grant Program (FDKFGP) Regulation Amendments**

OPSC held two FDKFGP Stakeholder meetings to discuss amendments needed to the existing program as a result of Senate Bill 75, Chapter 51, Statutes of 2019. Staff developed, presented proposed amendments and solicited feedback at the stakeholder meetings. The proposed amendments are included in the Agenda for the SAB's approval.

Sixth Career Technical Education Facilities Program (CTEFP) Filing Round --- IS OPEN

OPSC reminded everyone that the sixth CTEFP Filing Round is open. CTE Grant Applications are due to CDE on or before December 2, 2019 and the *Application for Career Technical Education Funding* (Form SAB 50-10) is due to OPSC on or before April 6, 2020. CDE will be providing scores **on a flow basis**. OPSC encourages all applicants with projects with a score of 105 or higher to submit the Form SAB 50-10 immediately upon receipt of the CDE's score letter for the project. OPSC Online is available now for all applicants to complete the Form SAB 50-10. Once the score is known it can be entered into OPSC Online and the application can be electronically submitted to OPSC immediately.

Next SAB Meeting

The SAB and stakeholders were reminded that the next SAB meeting scheduled would be for Monday, December 9, 2019 at 2:00 p.m.

CONSENT ITEMS

A motion was made to approve the Consent calendar as presented. The Chair called for a roll-call vote and the motion carried per the following votes:

MEMBER	AYE	NAY	ABSTAIN	ABSENT
Senator Wilk	X			
Senator Leyva				X
Senator Roth				X
Assembly Member Nazarian	X			
Assembly Member O'Donnell	X			
Assembly Member Cunningham				X
Juan Mireles	X			
Cesar Diaz (Governor's Appointee)				X
Daniel Kim	X			
Gayle Miller	X			
Total	6			4

Motion:

Carried X

Failed

FINANCIAL REPORTS

The SAB accepted the Financial Reports as presented.

APPEAL ITEMS

- ***Los Angeles Unified/Los Angeles - 55/64733-00-022, 026 and 59/64733-00-031***

This Item was withdrawn from the Agenda.

- ***San Bernardino City Unified/San Bernardino - 57/67876-00-071, 081 and 085***

This Item was withdrawn from the Agenda.

- ***Washington Unified/Fresno - 50/76778-00-001***

This Item was withdrawn from the Agenda.

ACTION ITEMS

Full-Day Kindergarten Facilities Grant Program Apportionments

A motion was made to approve the staff's recommendation, which would approve Full-Day Kindergarten Facilities Grant Program projects in the amount of \$56,736,710. The Chair called for a roll-call vote and the motion carried per the following votes:

MEMBER	AYE	NAY	ABSTAIN	ABSENT
Senator Wilk	X			
Senator Leyva				X
Senator Roth				X
Assembly Member Nazarian	X			
Assembly Member O'Donnell	X			
Assembly Member Cunningham				X
Juan Mireles	X			
Cesar Diaz (Governor's Appointee)				X
Daniel Kim	X			
Gayle Miller	X			
Total	6			4

Motion:

Carried X

Failed

Full-Day Kindergarten Facilities Grant Program Proposed Regulations

A motion was made to approve the staff's recommendations, which would 1) adopt the proposed amendments to the Program regulations, forms, and grant agreements; and 2) authorize the Executive Officer to file the proposed amendments on an emergency basis with the Office of Administrative Law (OAL) and make the regulations permanent.

ACTION ITEMS (continued)

The Chair called for a roll-call vote and the motion carried per the following votes:

MEMBER	AYE	NAY	ABSTAIN	ABSENT
Senator Wilk	X			
Senator Leyva				X
Senator Roth				X
Assembly Member Nazarian	X			
Assembly Member O'Donnell	X			
Assembly Member Cunningham				X
Juan Mireles	X			
Cesar Diaz (Governor's Appointee)				X
Daniel Kim	X			
Gayle Miller	X			
Total	6			4

Motion:

Carried X

Failed

Proposed Regulatory Amendments to the Charter School Facilities Program

A motion was made to approve the staff's recommendations, which would 1) adopt the proposed regulatory amendment that allows the SAB to determine the start date and duration for all application filing periods; 2) authorize the Executive Officer to file the proposed regulation with the OAL and make the regulation permanent; and 3) declare the SAB's intent to make the necessary regulation changes associated with AB 48 on a timeline that allows the SAB to open the filing round as a result of the March election within 12 months of the election date. The Chair called for a roll-call vote and the motion carried per the following votes:

MEMBER	AYE	NAY	ABSTAIN	ABSENT
Senator Wilk	X			
Senator Leyva				X
Senator Roth				X
Assembly Member Nazarian	X			
Assembly Member O'Donnell	X			
Assembly Member Cunningham				X
Juan Mireles	X			
Cesar Diaz (Governor's Appointee)				X
Daniel Kim	X			
Gayle Miller	X			
Total	6			4

Motion:

Carried X

Failed

PUBLIC COMMENT

At the beginning of the SAB meeting, the Chair made a brief announcement regarding the status of the Construction Cost Index litigation. Public comments were made to the SAB relating to the same issue.

REPORTS, DISCUSSION, AND INFORMATION ITEMS

The SAB acknowledged the following reports:

- ***State Allocation Board Three-Month Projected Workload***
- ***State Allocation Board Meeting Date for the Remaining 2019 Calendar Year***
- ***School Facility Program Unfunded List as of September 25, 2019***
- ***School Facility Program Workload List of Applications Received Through September 30, 2019***
- ***School Facility Program Applications Received Beyond Bond Authority List as of September 30, 2019***
- ***Facility Hardship/Rehabilitation Approvals Without Funding as of April 24, 2019***

ADJOURNMENT

There being no further business to come before the SAB, the Chair adjourned the meeting at 2:29 p.m.

A handwritten signature in black ink, appearing to read "Jack Silverman". The signature is written in a cursive, flowing style.

ATTACHMENT A
Approved Consent Items on 10/23/2019

<u>Program</u>	<u>Application Number</u>	<u>District</u>	<u>County</u>
Continued Use	91/62166-00-000	FRESNO UNIFIED	FRESNO
SFP - Career Tech	55/73916-00-001	LAYTONVILLE UNIFIED	MENDOCINO
SFP - Charter	54/75499-00-005	TRACY JOINT UNIFIED	SAN JOAQUIN
SFP - Modernization	57/65631-00-000	ATWATER ELEMENTARY	MERCED
SFP - Modernization	57/68858-00-001	BAYSHORE ELEMENTARY	SAN MATEO
SFP - Modernization	57/62117-00-053	CLOVIS UNIFIED	FRESNO
SFP - Modernization	57/67686-00-023	COLTON JOINT UNIFIED	SAN BERNARDINO
SFP - Modernization	57/10074-00-003	CONTRA COSTA COUNTY OFFICE OF EDUCATION	CONTRA COSTA
SFP - Modernization	57/10074-00-002	CONTRA COSTA COUNTY OFFICE OF EDUCATION	CONTRA COSTA
SFP - Modernization	58/61820-00-005	DEL NORTE COUNTY UNIFIED	DEL NORTE
SFP - Modernization	57/69971-00-000	ENTERPRISE ELEMENTARY	SHASTA
SFP - Modernization	58/68502-00-002	ESCALON UNIFIED	SAN JOAQUIN
SFP - Modernization	57/66522-00-076	GARDEN GROVE UNIFIED	ORANGE
SFP - Modernization	57/66522-00-079	GARDEN GROVE UNIFIED	ORANGE
SFP - Modernization	57/66522-00-082	GARDEN GROVE UNIFIED	ORANGE
SFP - Modernization	57/66522-00-081	GARDEN GROVE UNIFIED	ORANGE
SFP - Modernization	57/66522-00-085	GARDEN GROVE UNIFIED	ORANGE
SFP - Modernization	57/66522-00-077	GARDEN GROVE UNIFIED	ORANGE
SFP - Modernization	57/66522-00-083	GARDEN GROVE UNIFIED	ORANGE
SFP - Modernization	57/66522-00-080	GARDEN GROVE UNIFIED	ORANGE
SFP - Modernization	57/66522-00-084	GARDEN GROVE UNIFIED	ORANGE
SFP - Modernization	57/66522-00-075	GARDEN GROVE UNIFIED	ORANGE
SFP - Modernization	57/66522-00-078	GARDEN GROVE UNIFIED	ORANGE
SFP - Modernization	57/75580-00-000	GOLDEN VALLEY UNIFIED	MADERA
SFP - Modernization	58/66035-00-003	GREENFIELD UNION ELEMENTARY	MONTEREY
SFP - Modernization	58/66035-00-001	GREENFIELD UNION ELEMENTARY	MONTEREY
SFP - Modernization	58/66035-00-002	GREENFIELD UNION ELEMENTARY	MONTEREY
SFP - Modernization	57/63131-00-002	HEBER ELEMENTARY	IMPERIAL
SFP - Modernization	57/68593-00-015	MANTECA UNIFIED	SAN JOAQUIN
SFP - Modernization	57/68593-00-014	MANTECA UNIFIED	SAN JOAQUIN
SFP - Modernization	57/68593-00-013	MANTECA UNIFIED	SAN JOAQUIN
SFP - Modernization	57/68593-00-000	MANTECA UNIFIED	SAN JOAQUIN
SFP - Modernization	57/68593-00-011	MANTECA UNIFIED	SAN JOAQUIN
SFP - Modernization	57/68593-00-012	MANTECA UNIFIED	SAN JOAQUIN
SFP - Modernization	57/65391-00-000	MILL VALLEY ELEMENTARY	MARIN
SFP - Modernization	57/62968-00-001	ORICK ELEMENTARY	HUMBOLDT
SFP - Modernization	57/63990-00-003	PIONEER UNION ELEMENTARY	KINGS
SFP - Modernization	57/67439-00-000	SACRAMENTO CITY UNIFIED	SACRAMENTO
SFP - Modernization	57/73635-00-000	SADDLEBACK VALLEY UNIFIED	ORANGE
SFP - Modernization	57/73635-00-037	SADDLEBACK VALLEY UNIFIED	ORANGE
SFP - Modernization	57/73635-00-036	SADDLEBACK VALLEY UNIFIED	ORANGE

ATTACHMENT A
Approved Consent Items on 10/23/2019

<u>Program</u>	<u>Application Number</u>	<u>District</u>	<u>County</u>
SFP - Modernization	58/67876-00-004	SAN BERNARDINO CITY UNIFIED	SAN BERNARDINO
SFP - Modernization	57/68478-00-000	SAN FRANCISCO UNIFIED	SAN FRANCISCO
SFP - Modernization	57/61804-00-000	SAN RAMON VALLEY UNIFIED	CONTRA COSTA
SFP - Modernization	57/61804-00-025	SAN RAMON VALLEY UNIFIED	CONTRA COSTA
SFP - Modernization	57/61804-00-024	SAN RAMON VALLEY UNIFIED	CONTRA COSTA
SFP - Modernization	57/62414-00-000	SANGER UNIFIED	FRESNO
SFP - Modernization	57/76786-00-000	SANTA BARBARA UNIFIED	SANTA BARBARA
SFP - Modernization	57/64998-00-000	SAUGUS UNION ELEMENTARY	LOS ANGELES
SFP - Modernization	57/64998-00-009	SAUGUS UNION ELEMENTARY	LOS ANGELES
SFP - Modernization	57/64998-00-008	SAUGUS UNION ELEMENTARY	LOS ANGELES
SFP - Modernization	57/68411-00-000	SWEETWATER UNION HIGH	SAN DIEGO
SFP - New Construction	50/65177-00-000	ALVIEW-DAIRYLAND UNION ELEMENTARY	MADERA
SFP - New Construction	50/68858-00-000	BAYSHORE ELEMENTARY	SAN MATEO
SFP - New Construction	50/68882-00-004	BURLINGAME ELEMENTARY	SAN MATEO
SFP - New Construction	50/66464-00-021	CAPISTRANO UNIFIED	ORANGE
SFP - New Construction	50/63115-00-000	CENTRAL UNION HIGH	IMPERIAL
SFP - New Construction	50/63115-00-001	CENTRAL UNION HIGH	IMPERIAL
SFP - New Construction	50/67652-00-021	CHAFFEY JOINT UNION HIGH	SAN BERNARDINO
SFP - New Construction	50/62109-00-000	CLAY JOINT ELEMENTARY	FRESNO
SFP - New Construction	50/62117-00-000	CLOVIS UNIFIED	FRESNO
SFP - New Construction	50/75531-00-000	DINUBA UNIFIED	TULARE
SFP - New Construction	50/75580-00-000	GOLDEN VALLEY UNIFIED	MADERA
SFP - New Construction	50/63131-00-005	HEBER ELEMENTARY	IMPERIAL
SFP - New Construction	51/62901-00-015	KLAMATH-TRINITY JOINT UNIFIED	HUMBOLDT
SFP - New Construction	50/64667-00-010	LANCASTER ELEMENTARY	LOS ANGELES
SFP - New Construction	50/64667-00-000	LANCASTER ELEMENTARY	LOS ANGELES
SFP - New Construction	50/65755-00-010	LOS BANOS UNIFIED	MERCED
SFP - New Construction	50/68593-00-024	MANTECA UNIFIED	SAN JOAQUIN
SFP - New Construction	50/68593-00-000	MANTECA UNIFIED	SAN JOAQUIN
SFP - New Construction	50/68593-00-025	MANTECA UNIFIED	SAN JOAQUIN
SFP - New Construction	50/68593-00-026	MANTECA UNIFIED	SAN JOAQUIN
SFP - New Construction	50/65771-00-021	MERCED CITY ELEMENTARY	MERCED
SFP - New Construction	50/10272-00-009	MONTEREY COUNTY OFFICE OF EDUCATION	MONTEREY
SFP - New Construction	50/63990-00-000	PIONEER UNION ELEMENTARY	KINGS
SFP - New Construction	50/63990-00-003	PIONEER UNION ELEMENTARY	KINGS
SFP - New Construction	50/69062-01-013	SEQUOIA UNION HIGH	SAN MATEO
SFP - New Construction	50/72215-00-000	TIPTON ELEMENTARY	TULARE
SFP - New Construction	50/75358-00-000	WINDSOR UNIFIED	SONOMA
SFP - New Construction	50/75358-00-016	WINDSOR UNIFIED	SONOMA
SFP - ORG	56/66670-00-009	SANTA ANA UNIFIED	ORANGE

EXECUTIVE OFFICER STATEMENT
State Allocation Board Meeting, December 9, 2019

NEW STATE ALLOCATION BOARD AGENDA FORMAT

Beginning with this month's State Allocation Board (Board) agenda, the agenda will have a new look and feel to ensure the Board's agendas are more accessible to people with disabilities. The Board's agendas meet the Web Content Accessibility Guidelines 2.0, Level AA, set by the World Wide Web Consortium (W3C).

PRIORITY FUNDING APPORTIONMENTS

At the September 25, 2019 meeting, the Board approved \$771.7 million in priority funding apportionments for 193 projects representing 106 school districts. Of these projects, applicants that are required to submit a *Fund Release Authorization* (Form SAB 50-05) containing an original signature of an Authorized District Representative must do so by the close of business on **Tuesday, December 24, 2019** to the Office of Public School Construction (OPSC).

For CTEFP projects that were approved as a reservation of funds, the school districts have 12 months from the Apportionment date to submit the required California Department of Education and/or Division of the State Architect approvals to OPSC, which is **September 24, 2020**. If an applicant does not submit the required approvals the project will be rescinded without further Board action. Once the required documents are submitted, the applicant has 90 days to submit a valid Form SAB 50-05 to OPSC.

As of November 15, 2019, fund have been released for a total of \$387.1 million, which included four projects that did not require a Form SAB 50-05 and 78 of the required 188 Forms SAB 50-05. Additionally, staff is currently processing an additional \$44.3 million in fund release requests.

If an applicant does not submit a valid fund release request by close of business **December 24, 2019**, the project will be given an occurrence and will receive a new Unfunded Approval date of December 24, 2019. If a second occurrence is received, the project will be rescinded without further action by the Board.

CURRENT PRIORITY FUNDING FILING ROUND

The current priority funding filing period began on November 13, 2019 and will close December 12, 2019. School districts and charter schools whose projects received an unfunded approval from July 1, 2019 through December 9, 2019 will have the ability to submit a certification for the Spring 2020 bond sale. Priority funding requests with an original signature of an Authorized District Representative must be physically received by OPSC before the close of business on December 12, 2019. These requests will be valid from January 1, 2020 through June 30, 2020.

Requirements for Participation in Priority Funding

OPSC reminds school districts that the requirements for Participation in the Priority Funding Process are in effect (School Facility Program Regulation Section 1859.90.3). There are two ways for a school district to not participate in the priority funding process as follows:

- Not submit a valid priority funding request in the 30-day filing period, or
- Submit a valid priority funding request but fail to submit a valid Form SAB 50-05 to request the release of funds after the Board approves an apportionment.

The second time that either of these occurs, the funding for the project will be rescinded without further action by the Board. For additional information, please refer to the [Procedures for School Facility Program Funding](#).

SIXTH CAREER TECHNICAL EDUCATION FACILITIES PROGRAM (CTEFP) FILING ROUND IS OPEN

OPSC would like to remind everyone that the Sixth CTEFP Filing Round is open until April 6, 2020. CTE Grant Applications were due to the California Department of Education (CDE) on or before December 2, 2019. The *Application for Career Technical Education Funding* (Form SAB 50-10) is due to OPSC on or before April 6, 2020.

CDE will be providing scores on a flow basis. OPSC encourages all applicants with projects with a score of 105, or higher, to submit the Form SAB 50-10 immediately upon receipt of the CDE's score letter for the project.

OPSC has contacted all prior applicants that submitted in the Fourth and Fifth CTEFP Filing Rounds and did not receive funding, advising of the ability to reapply in this current round using the same CTE score letter. Applicants using the same CTE score letter must use copies of the same supporting documents such as the CDE application and the cost estimate that were previously submitted in the past round.

OPSC Online is available for all applicants to complete the Form SAB 50-10. Once the score is known, it can then be entered into OPSC Online and the application can be electronically submitted to OPSC immediately.

OPSC and CDE hosted a joint workshop on November 6, 2019 to provide an overview of both agency's application processes. A recording of the workshop can be found [here](#) and at:

<https://tinyurl.com/v3eozm6>

FACILITY HARDSHIP PROGRAM REGULATION AMENDMENTS

OPSC would like to share with Board members and stakeholders that there will be public stakeholder meetings in January to discuss potential amendments to the Facility Hardship Program regulations, with the goal of bringing an item before the Board soon after. The dates for the meetings will be forthcoming, and once finalized, will be announced on OPSC's website and through email blasts as well. The amendments center around streamlining the application process, clarifying existing regulations, and addressing several other issues and concerns. OPSC looks forward to public and Board Member input as we work towards improvements in this critical program.

FALLBROOK UNION ELEMENTARY SCHOOL – SAN ONOFRE SCHOOL RIBBON CUTTING CEREMONY

On November 15, 2019, Staff participated in the Ribbon Cutting ceremony for the San Onofre School in San Clemente, CA on Marine Corps Base Camp Pendleton.

The project received approximately \$10.4 million in state funding from the State Allocation Board.

The ribbon cutting marks the completion of a ten-year effort to replace San Onofre Elementary School on Marine Corps Base Camp Pendleton. In 2014, the Fallbrook Union Elementary School District was the fourth California school district to be awarded a design grant from the U.S. Department of Defense (DOD) through its Office of Economic Adjustment for the Construction, Renovation, Repair or Expansion of Public Schools Located on Military Installations Program. The District is the fifth in California to receive full construction funding, and from both grants has been awarded a total of \$45 million in federal funding by the Office of Economic Adjustment to upgrade facilities and modernize its schools. An addition \$11.25M in state and local funding was provided to meet the required local matching contribution for the project for a total project cost of \$56.25 million. The completed project will serve up to 800 military connected students at Camp Pendleton and the surrounding community.

NEW! OFFICE OF PUBLIC SCHOOL CONSTRUCTION'S OPEN DATA PORTAL

We are excited to announce that in order to promote transparency, OPSC has published funding information to the State of California's [Open Data Portal](#) for identifying the distribution of School Facility Program (SFP) funding from all bond sources including Proposition 1A (1998), Proposition 47 (2002), Proposition 55 (2004), Proposition 1D (2006), and Proposition 51 (2016). The data set documents the allocation of funding (updated monthly) for all projects that received an apportionment under the SFP. Along with being searchable, the data file can be downloaded to facilitate program funding research done by various stakeholders, providing easy access to funding data for reports, legislation, news articles, and other specific interests. The California Open Data Portal has the capability for an Application Programming Interface to allow users to create custom applications to link to the data. Link: [OPSC's Open Data Portal](#).

NEXT STATE ALLOCATION BOARD MEETING

The next meeting is scheduled for Wednesday, January 22, 2020 at 4:00 pm.

State of California
State Allocation Board

SCHOOL FACILITY PROGRAM

This Resolution of the State Allocation Board (hereafter referred to as the “Board”) is applicable to the appropriate sections of the Education Code and is described and filed in the office of the Executive Officer and will be made available to all interested parties as the Resolution pertains to the documents attached hereto. Said documents were acted upon by the Board at its meeting on December 9, 2019.

WHEREAS, the Board has previously approved or determined to be approvable a number of projects for construction or modernization eligibility of facilities for school districts and is making apportionments and/or unfunded approvals for the grant amounts for projects that meet the Board’s criteria for the apportionment of grants pursuant to Education Code Sections 17072.10, 17078.52, 17078.70, 17079 or 17074.10 or Board Regulations 1859.81.1 or 1859.83;

WHEREAS, Treasury Regulations Section 1.150-2 require the State (on whose behalf the Board is acting) to declare its reasonable intent to provide grant funding to school districts, in accordance with Board policy and law, for costs of the projects with proceeds of State bonds;

NOW THEREFORE, BE IT RESOLVED:

1. This Resolution is adopted by the Board for the purposes of establishing compliance with Treasury Regulations Section 1.150-2 and this Resolution does not bind the Board to make any additional apportionment or bind the State to incur any indebtedness.
2. The Board anticipates that some or all of the school districts listed on the list of “Projects” referred to in this Resolution will pay certain capital expenditures in connection with some or all of the project’s cost prior to the issuance of bonds by the State to pay for the grants for the projects. The reimbursement of such costs is consistent with the State’s budgetary and financial circumstances, and in accordance with Board policy, as no other funds or accounts of the State have been budgeted or are available to pay the costs of the projects on either a short-term or a long-term basis.
3. The Board, acting on behalf of the State, hereby declares that it is the State’s official intent to use proceeds of general obligation bonds that may become available for such purpose, consistent with the requirements of law that are in effect at the time the funds are available, to provide grants, in accordance with applicable, laws and regulations.
4. This Resolution shall be continuously available for inspection by the general public during normal business hours at the offices of the Board at 707 Third Street, West Sacramento, California, commencing within one week after the date of enactment of this Resolution.
5. Any eligibility determination does not constitute a commitment of future funding by the Board.

REPORT OF THE EXECUTIVE OFFICER
State Allocation Board Meeting, December 9, 2019

SCHOOL FACILITY PROGRAM

PURPOSE OF REPORT

To present the Districts' requests for School Facility Program (SFP) eligibility approval.

DESCRIPTION

The school districts shown in the following sections have complied with State Allocation Board (Board) regulations regarding new construction or modernization eligibility determinations for the projects listed.

RECOMMENDATIONS

Approve the eligibility determinations for the districts/projects shown on the Attachment.

Provide that this approval of eligibility determination for the districts/projects listed does not constitute a commitment for future funding by the Board.

For purposes of any application for funding, provide that the district must comply with all requirements of law and regulations pertaining to the SFP.

ELIGIBILITY APPROVALS MODERNIZATION

<u>District</u>	<u>School Name</u>	<u>County</u>	<u>Application Number 57/</u>	<u>Justification Document Date</u>	<u>Site Baseline Eligibility K-6</u>	<u>Site Baseline Eligibility 7-8</u>	<u>Site Baseline Eligibility 9-12</u>	<u>Site Baseline Eligibility Non Severe</u>	<u>Site Baseline Eligibility Severe</u>
Alvord Unified	McAuliffe (S. Christa)	Riverside	66977-00-000	07/18/2016	751	0	0	0	0
Duarte Unified	Northview Middle	Los Angeles	64469-00-000	10/15/2019	0	485	0	26	0
San Ramon Valley Unified	Iron Horse Middle	Contra Costa	61804-00-000	10/16/2019	0	280	0	5	2
San Ramon Valley Unified	Montevideo Elementary	Contra Costa	61804-00-000	10/16/2019	609	0	0	0	0
San Ramon Valley Unified	Tassajara Hills Elementary	Contra Costa	61804-00-000	03/03/2017	175	0	0	0	0
Santa Paula Unified	Renaissance High	Ventura	76828-00-000	10/03/2019	0	0	122	0	0

SCHOOL FACILITY PROGRAM

PURPOSE OF REPORT

To adjust the baseline eligibility for new construction and modernization projects under the Leroy F. Greene School Facilities Act of 1998.

DESCRIPTION

The districts listed on Attachment A have received eligibility approval for new construction. There has been a change in their baseline in accordance with the California Code of Regulations relating to the Leroy F. Greene School Facilities Act of 1998, Section 1859.51.

The districts listed on Attachment B have received eligibility approval for modernization. There has been a change in their baseline in accordance with the California Code of Regulations relating to the Leroy F. Greene School Facilities Act of 1998, Section 1859.61.

RECOMMENDATIONS

1. Approve an adjustment to the new construction eligibility baseline determination as shown on Attachment A.
2. Approve an adjustment to the modernization eligibility baseline determination as shown on Attachment B.
3. Provide that this approval of adjusted eligibility determination does not constitute a commitment for future funding by the State Allocation Board.

KEY TO ADJUSTMENTS

NEW CONSTRUCTION ONLY

- (a) Reduced by the number of pupils provided grants in a new construction School Facility Program (SFP) project and by the number of pupils that received a Preliminary Apportionment pursuant to Section 1859.140 or a Preliminary Charter School Apportionment pursuant to Regulation Section 1859.162.2.
- (b) Reduced by the number of pupils housed, based on the loading standards pursuant to Ed. Code Section 17071.25(a)(2)(A), in a new construction LPP project funded under the provisions of the LPP pursuant to Regulation Section 1859.12 or 1859.13.
- (c) Reduced by the number of pupils housed in additional classrooms constructed or purchased based on the loading standards, pursuant to Ed. Code Section 17071.25(a)(2)(A), in a modernization SFP project.
- (d) Adjusted as a result of audit findings made pursuant to Regulation Sections 1859.90 and 1859.105.
- (e) Increased/decreased by changes in projected enrollment in subsequent enrollment reporting years, except as provided in (j) below.
- (f) Adjusted as a result of errors or omissions by the district or by the Office of Public School Construction (OPSC).
- (g) Adjusted as result of amendments to the SFP Regulations that affect the eligibility.
- (h) Increased by the number of pupils eligible for grants pursuant to Regulation Section 1859.82(a).
- (i) Reduced by the number of pupils housed in classrooms provided after the baseline eligibility was determined by the State Allocation Board, with 12 exceptions at Regulation Section 1859.51(i).
- (j) For Small School Districts, following a 3-year period after the district's eligibility was approved by the Board, decreased by any reduction in projected enrollment, and by any increase in pupils in the latest CDE operational grant report per Ed. Code Sec. 42268.
- (k) Adjusted for any changes in classroom inventory as a result of a reorganization election.
- (l) For classroom loading standards adopted by the Board for non-severely and severely disabled individuals with exceptional needs.
- (m) As directed by the SAB due to finding a Material Inaccuracy pursuant to Section 1859.104.1.
- (n) Increased by the number of pupils that received a Preliminary Apportionment that was rescinded pursuant to Section 1859.148 or a Preliminary Charter School Apportionment that was rescinded pursuant to Section 1859.166.
- (o) Adjusted for operational grant changes as determined/provided by the California Department of Education.
- (p) For High School Attendance Area (HSAA) districts with Preliminary Apportionments within the 2002 or 2004 Critically Overcrowded School Facilities Account, adjusted in accordance with Regulation Section 1859.51(p)(1), (2), or (3).
- (q) Adjusted by the difference between the Alternative Enrollment Projection for the current enrollment reporting year and the projected enrollment determined pursuant to Section 1859.42 for the current enrollment reporting year, or by the eligibility remaining from this calculation that can no longer be utilized if the funds made available pursuant to EC Section 17071.75(a)(1)(A) have been exhausted.
- (r) Adjusted per Ed. Code Sec. 17071.75(b)(2) by the number of pupils housed, based on the loading standards per Ed. Code Sec. 17071.25(a)(2)(A), in any classroom(s) where title was relinquished to the School District receiving the transferred classrooms.

KEY TO ADJUSTMENTS

MODERNIZATION ONLY

- (a) Reduced by the number of pupils provided grants in a modernization SFP project or CSFP Rehabilitation project at the specific site.
- (b) Reduced by the number of pupils housed, based on the loading standard pursuant to EC Section 17071.25(a)(2), in a modernization LPP project funded under the LPP pursuant to Regulation Section 1859.14 and 1859.15.
- (c) Increased by changes in projected enrollment in subsequent enrollment reporting years.
- (d) (1) Increased for additional facilities not previously modernized with State funds, that become 25 years old, if permanent, or 20 years old, if portable or, (2) as a result of audit findings made pursuant to Regulation Sections 1859.90 and 1859.105.
- (e) Adjusted as a result of errors or omissions by the district or by the OPSC.
- (f) Adjusted as result of amendments to the Subgroup 5.5 Regulations that affect the eligibility.
- (g) For classroom loading standards adopted by the Board for non-severely and severely disabled individuals with exceptional needs.
- (h) As directed by the SAB due to finding a Material Inaccuracy pursuant to Regulation Section 1859.104.1.
- (i) Increased for facilities previously modernized with State funds, which qualify for an additional modernization apportionment pursuant to Regulation Section 1859.78.8.
- (j) Adjusted as a result of the Reconfiguration of an existing high school under the Small High School Program.
- (k) Decreased for facilities that were deemed eligible for modernization pursuant to Regulation Sections 1859.60 and 1859.61(d) and subsequently replaced, or will be replaced under a signed contract for construction or acquisition of facilities, in a project funded by the district without participation from the State.
- (l) Adjusted as a result of replaced eligible portables funded with the Overcrowding Relief Grant, per Ed. Code Section 17079 et seq.
- (m) Adjusted as a result of classrooms demolished and replaced pursuant to Regulation Section 1859.82.

State Allocation Board Meeting, December 9, 2019
ATTACHMENT A

District: Bayshore Elementary
Attendance Area: Districtwide
County: San Mateo
Application Number: 50/68858-00-000

	Type of Adj.	K-6	7-8	9-12	Non-Severe	Severe
<i>Current Baseline Eligibility</i>		-188	45	0	0	0
<i>Adjustment Per This Item</i>	i	0	-27	0	0	0
Net Baseline Eligibility		-188	18	0	0	0

District: Greenfield Union Elementary
Attendance Area: Districtwide
County: Monterey
Application Number: 50/66035-00-000

	Type of Adj.	K-6	7-8	9-12	Non-Severe	Severe
<i>Current Baseline Eligibility</i>		1,356	468	0	56	5
<i>Adjustment Per This Item</i>	e	315	54	0	-2	27
Net Baseline Eligibility		1,671	522	0	54	32

District: Perris Union High
Attendance Area: Districtwide
County: Riverside
Application Number: 50/67207-00-000

	Type of Adj.	K-6	7-8	9-12	Non-Severe	Severe
<i>Current Baseline Eligibility</i>		0	1,570	1,711	388	58
<i>Adjustment Per This Item</i>	e	0	-579	1,707	638	545
Net Baseline Eligibility		0	991	3,418	1,026	603

District: William S. Hart Union High
Attendance Area: Districtwide
County: Los Angeles
Application Number: 50/65136-00-000

	Type of Adj.	K-6	7-8	9-12	Non-Severe	Severe
<i>Current Baseline Eligibility</i>		0	1,093	1,727	540	422
<i>Adjustment Per This Item</i>	f	0	134	430	33	0
Net Baseline Eligibility		0	1,227	2,157	573	422

State Allocation Board Meeting, December 9, 2019
ATTACHMENT B

District: Alvord Unified
School Name: Foothill Elementary
County: Riverside
Application Number: 57/66977-00-000

	Type of Adj.	K-6	7-8	9-12	Non-Severe	Severe
Current Baseline Eligibility		86	0	0	0	0
Adjustment Per This Item	c	-143	0	0	0	0
	d1	192	0	0	48	0
Net Baseline Eligibility		135	0	0	48	0

District: Alvord Unified
School Name: La Sierra High
County: Riverside
Application Number: 57/66977-00-000

	Type of Adj.	K-6	7-8	9-12	Non-Severe	Severe
Current Baseline Eligibility		0	0	0	0	0
Adjustment Per This Item	d1	0	0	378	0	0
Adjustment Per This Item	f	0	0	54	-24	0
Adjustment Per This Item	g	0	0	-54	24	0
Net Baseline Eligibility		0	0	378	0	0

District: Alvord Unified
School Name: Norte Vista High
County: Riverside
Application Number: 57/66977-00-000

	Type of Adj.	K-6	7-8	9-12	Non-Severe	Severe
Current Baseline Eligibility		0	0	0	0	0
Adjustment Per This Item	d1	0	0	189	50	5
Net Baseline Eligibility		0	0	189	50	5

District: Bakersfield City Elementary
School Name: Voorhies Elementary
County: Kern
Application Number: 57/63321-00-000

	Type of Adj.	K-6	7-8	9-12	Non-Severe	Severe
Current Baseline Eligibility		630	0	0	14	9
Adjustment Per This Item	c	30	0	0	-4	-5
Net Baseline Eligibility		660	0	0	10	4

State Allocation Board Meeting, December 9, 2019

ATTACHMENT B

District: Baldwin Park Unified
 School Name: Bursch Elementary
 County: Los Angeles
 Application Number: 57/64287-00-000

	Type of Adj.	K-6	7-8	9-12	Non-Severe	Severe
Current Baseline Eligibility		175	0	0	26	0
Adjustment Per This Item	d1	25	0	0	0	0
Net Baseline Eligibility		475	0	0	0	0

District: Baldwin Park Unified
 School Name: Central Elementary
 County: Los Angeles
 Application Number: 57/64287-00-000

	Type of Adj.	K-6	7-8	9-12	Non-Severe	Severe
Current Baseline Eligibility		163	0	0	2	0
Adjustment Per This Item	d1	27	0	0	0	0
Net Baseline Eligibility		190	0	0	2	0

District: Baldwin Park Unified
 School Name: Charles D. Jones Junior High
 County: Los Angeles
 Application Number: 57/64287-00-000

	Type of Adj.	K-6	7-8	9-12	Non-Severe	Severe
Current Baseline Eligibility		0	175	0	-10	0
Adjustment Per This Item	d1	0	68	0	2	0
Net Baseline Eligibility		0	243	0	-8	0

District: Baldwin Park Unified
 School Name: Kenmore Elementary
 County: Los Angeles
 Application Number: 57/64287-00-000

	Type of Adj.	K-6	7-8	9-12	Non-Severe	Severe
Current Baseline Eligibility		60	0	0	2	0
Adjustment Per This Item	d1	98	0	0	3	0
Net Baseline Eligibility		158	0	0	5	0

State Allocation Board Meeting, December 9, 2019

ATTACHMENT B

District: Baldwin Park Unified

School Name: Sierra Vista High

County: Los Angeles

Application Number: 57/64287-00-000

	Type of Adj.	K-6	7-8	9-12	Non-Severe	Severe
Current Baseline Eligibility		0	0	10	-12	0
Adjustment Per This Item	d1	0	0	71	2	0
Net Baseline Eligibility		0	0	81	-10	0

District: Baldwin Park Unified

School Name: Sierra Vista Junior High

County: Los Angeles

Application Number: 57/64287-00-000

	Type of Adj.	K-6	7-8	9-12	Non-Severe	Severe
Current Baseline Eligibility		0	20	0	0	0
Adjustment Per This Item	d1	0	82	0	1	0
Net Baseline Eligibility		0	102	0	1	0

District: Castro Valley Unified

School Name: Canyon Middle

County: Alameda

Application Number: 57/61150-00-000

	Type of Adj.	K-6	7-8	9-12	Non-Severe	Severe
Current Baseline Eligibility		0	49	0	36	0
Adjustment Per This Item	c	0	10	0	2	0
Net Baseline Eligibility		0	59	0	38	0

District: Castro Valley Unified

School Name: Castro Valley High

County: Alameda

Application Number: 57/61150-00-000

	Type of Adj.	K-6	7-8	9-12	Non-Severe	Severe
Current Baseline Eligibility		0	0	570	0	0
Adjustment Per This Item	c	0	0	16	2	1
Net Baseline Eligibility		0	0	586	2	1

State Allocation Board Meeting, December 9, 2019

ATTACHMENT B

District: East Side Union High
 School Name: Mt. Pleasant High
 County: Santa Clara
 Application Number: 57/69427-00-000

	Type of Adj.	K-6	7-8	9-12	Non-Severe	Severe
<i>Current Baseline Eligibility</i>		0	0	0	0	0
<i>Adjustment Per This Item</i>	d1	0	0	54	1	0
Net Baseline Eligibility		0	0	54	1	0

District: Enterprise Elementary
 School Name: Alta Mesa Elementary
 County: Shasta
 Application Number: 57/69971-00-000

	Type of Adj.	K-6	7-8	9-12	Non-Severe	Severe
<i>Current Baseline Eligibility</i>		118	54	0	13	0
<i>Adjustment Per This Item</i>	d1	25	0	0	0	0
Net Baseline Eligibility		143	54	0	13	0

District: Enterprise Elementary
 School Name: Lassen View Elementary
 County: Shasta
 Application Number: 57/69971-00-000

	Type of Adj.	K-6	7-8	9-12	Non-Severe	Severe
<i>Current Baseline Eligibility</i>		59	0	0	12	0
<i>Adjustment Per This Item</i>	d1	25	0	0	0	0
Net Baseline Eligibility		84	0	0	12	0

District: Enterprise Elementary
 School Name: Parsons Junior High
 County: Shasta
 Application Number: 57/69971-00-000

	Type of Adj.	K-6	7-8	9-12	Non-Severe	Severe
<i>Current Baseline Eligibility</i>		0	182	0	0	0
<i>Adjustment Per This Item</i>	d1	0	209	0	0	0
Net Baseline Eligibility		0	391	0	0	0

State Allocation Board Meeting, December 9, 2019

ATTACHMENT B

District: Franklin-McKinley Elementary

School Name: Franklin Elementary

County: Santa Clara

Application Number: 57/69450-00-000

	Type of Adj.	K-6	7-8	9-12	Non-Severe	Severe
<i>Current Baseline Eligibility</i>		75	0	0	0	0
<i>Adjustment Per This Item</i>	d1	425	0	0	13	0
Net Baseline Eligibility		500	0	0	13	0

District: Maple Elementary

School Name: Maple Elementary

County: Kern

Application Number: 57/63610-00-000

	Type of Adj.	K-6	7-8	9-12	Non-Severe	Severe
<i>Current Baseline Eligibility</i>		0	0	0	0	0
<i>Adjustment Per This Item</i>	c	0	4	0	4	0
<i>Adjustment Per This Item</i>	c	14	1	0	-2	0
Net Baseline Eligibility		14	5	0	2	0

District: Merced City Elementary

School Name: Herbert Hoover Intermediate

County: Merced

Application Number: 57/65771-00-000

	Type of Adj.	K-6	7-8	9-12	Non-Severe	Severe
<i>Current Baseline Eligibility</i>		0	126	0	18	0
<i>Adjustment Per This Item</i>	d1	0	480	0	20	0
Net Baseline Eligibility		0	606	0	38	0

District: Moreno Valley Unified

School Name: Moreno Valley High

County: Riverside

Application Number: 57/67124-00-000

	Type of Adj.	K-6	7-8	9-12	Non-Severe	Severe
<i>Current Baseline Eligibility</i>		0	0	1,216	0	0
<i>Adjustment Per This Item</i>	g	0	0	-88	87	0
Net Baseline Eligibility		0	0	1,128	87	0

State Allocation Board Meeting, December 9, 2019

ATTACHMENT B

District: Palo Alto Unified

School Name: Duveneck Elementary

County: Santa Clara

Application Number: 57/69641-00-000

	Type of Adj.	K-6	7-8	9-12	Non-Severe	Severe
<i>Current Baseline Eligibility</i>		0	0	0	0	0
<i>Adjustment Per This Item</i>	d1	25	0	0	0	0
<i>Adjustment Per This Item</i>	d1	50	0	0	0	0
<i>Adjustment Per This Item</i>	d1	87	0	0	0	0
Net Baseline Eligibility		162	0	0	0	0

District: Placer Union High

School Name: Del Oro High

County: Placer

Application Number: 57/66894-00-000

	Type of Adj.	K-6	7-8	9-12	Non-Severe	Severe
<i>Current Baseline Eligibility</i>		0	0	228	16	8
<i>Adjustment Per This Item</i>	c	0	0	30	0	0
<i>Adjustment Per This Item</i>	c	0	0	94	-15	-4
<i>Adjustment Per This Item</i>	d1	0	0	191	0	0
Net Baseline Eligibility		0	0	543	1	4

District: Rincon Valley Union

School Name: Madrone Elementary

County: Sonoma

Application Number: 57/70896-00-000

	Type of Adj.	K-6	7-8	9-12	Non-Severe	Severe
<i>Current Baseline Eligibility</i>		75	0	0	0	0
<i>Adjustment Per This Item</i>	e	-23	0	0	0	0
Net Baseline Eligibility		52	0	0	0	0

District: Sacramento City Unified

School Name: A. M. Winn Elementary

County: Sacramento

Application Number: 57/67439-00-000

	Type of Adj.	K-6	7-8	9-12	Non-Severe	Severe
<i>Current Baseline Eligibility</i>		-17	0	0	0	1
<i>Adjustment Per This Item</i>	d1	8	0	0	0	1
Net Baseline Eligibility		-9	0	0	0	2

State Allocation Board Meeting, December 9, 2019

ATTACHMENT B

District: Sacramento City Unified
 School Name: David Lubin Elementary
 County: Sacramento
 Application Number: 57/67439-00-000

	Type of Adj.	K-6	7-8	9-12	Non-Severe	Severe
<i>Current Baseline Eligibility</i>		162	0	0	0	1
<i>Adjustment Per This Item</i>	d1	43	0	0	0	1
Net Baseline Eligibility		205	0	0	0	2

District: Sacramento City Unified
 School Name: Ethel I. Baker Elementary
 County: Sacramento
 Application Number: 57/67439-00-000

	Type of Adj.	K-6	7-8	9-12	Non-Severe	Severe
<i>Current Baseline Eligibility</i>		25	0	0	0	0
<i>Adjustment Per This Item</i>	c	0	0	0	5	0
<i>Adjustment Per This Item</i>	d1	25	0	0	0	0
Net Baseline Eligibility		50	0	0	5	0

District: Sacramento City Unified
 School Name: Genevieve Didion Elementary
 County: Sacramento
 Application Number: 57/67439-00-000

	Type of Adj.	K-6	7-8	9-12	Non-Severe	Severe
<i>Current Baseline Eligibility</i>		79	17	0	-3	4
<i>Adjustment Per This Item</i>	d1	21	5	0	1	0
Net Baseline Eligibility		100	22	0	-2	4

District: Sacramento City Unified
 School Name: John F. Kennedy High
 County: Sacramento
 Application Number: 57/67439-00-000

	Type of Adj.	K-6	7-8	9-12	Non-Severe	Severe
<i>Current Baseline Eligibility</i>		0	0	22	1	0
<i>Adjustment Per This Item</i>	d1	0	0	22	0	0
Net Baseline Eligibility		0	0	44	1	0

State Allocation Board Meeting, December 9, 2019

ATTACHMENT B

District: Sacramento City Unified
 School Name: Mark Twain Elementary
 County: Sacramento
 Application Number: 57/67439-00-000

	Type of Adj.	K-6	7-8	9-12	Non-Severe	Severe
<i>Current Baseline Eligibility</i>		42	0	0	0	0
<i>Adjustment Per This Item</i>	d1	26	0	0	0	0
Net Baseline Eligibility		68	0	0	0	0

District: Sacramento City Unified
 School Name: Nicholas Elementary
 County: Sacramento
 Application Number: 57/67439-00-000

	Type of Adj.	K-6	7-8	9-12	Non-Severe	Severe
<i>Current Baseline Eligibility</i>		68	0	0	0	0
<i>Adjustment Per This Item</i>	c	-3	0	0	7	4
<i>Adjustment Per This Item</i>	d1	51	0	0	0	0
Net Baseline Eligibility		116	0	0	7	4

District: Sacramento City Unified
 School Name: Will C. Wood Junior High
 County: Sacramento
 Application Number: 57/67439-00-000

	Type of Adj.	K-6	7-8	9-12	Non-Severe	Severe
<i>Current Baseline Eligibility</i>		0	59	0	2	0
<i>Adjustment Per This Item</i>	d1	0	19	0	0	0
Net Baseline Eligibility		0	78	0	2	0

District: Saddleback Valley Unified
 School Name: Mission Viejo High
 County: Orange
 Application Number: 57/73635-00-000

	Type of Adj.	K-6	7-8	9-12	Non-Severe	Severe
<i>Current Baseline Eligibility</i>		0	0	-70	-1	10
<i>Adjustment Per This Item</i>	d1	0	0	365	3	1
Net Baseline Eligibility		0	0	295	2	11

State Allocation Board Meeting, December 9, 2019

ATTACHMENT B

District: Saddleback Valley Unified
 School Name: Trabuco Hills High
 County: Orange
 Application Number: 57/73635-00-000

	Type of Adj.	K-6	7-8	9-12	Non-Severe	Severe
Current Baseline Eligibility		0	0	0	0	0
Adjustment Per This Item	d1	0	0	983	40	5
Adjustment Per This Item	e	0	0	-27	-54	0
Net Baseline Eligibility		0	0	956	-14	5

District: San Ramon Valley Unified
 School Name: Los Cerros Middle
 County: Contra Costa
 Application Number: 57/61804-00-000

	Type of Adj.	K-6	7-8	9-12	Non-Severe	Severe
Current Baseline Eligibility		0	159	0	0	0
Adjustment Per This Item	d1	0	103	0	13	2
Net Baseline Eligibility		0	262	0	13	2

District: San Ramon Valley Unified
 School Name: Pine Valley Intermediate
 County: Contra Costa
 Application Number: 57/61804-00-000

	Type of Adj.	K-6	7-8	9-12	Non-Severe	Severe
Current Baseline Eligibility		0	0	0	0	0
Adjustment Per This Item	c	0	27	0	3	0
Adjustment Per This Item	d1	0	81	0	0	0
Net Baseline Eligibility		0	108	0	3	0

District: Sanger Unified
 School Name: Wash (John S.) Elementary
 County: Fresno
 Application Number: 57/62414-00-000

	Type of Adj.	K-6	7-8	9-12	Non-Severe	Severe
Current Baseline Eligibility		160	0	0	0	0
Adjustment Per This Item	c	29	0	0	0	0
Net Baseline Eligibility		189	0	0	0	0

State Allocation Board Meeting, December 9, 2019

ATTACHMENT B

District: Sanger Unified
 School Name: Washington Junior High
 County: Fresno
 Application Number: 57/62414-00-000

	Type of Adj.	K-6	7-8	9-12	Non-Severe	Severe
<i>Current Baseline Eligibility</i>		0	16	0	1	0
<i>Adjustment Per This Item</i>	d1	0	30	0	0	0
Net Baseline Eligibility		0	46	0	1	0

District: Sonora Elementary
 School Name: Sonora Elementary
 County: Tuolumne
 Application Number: 57/72371-00-000

	Type of Adj.	K-6	7-8	9-12	Non-Severe	Severe
<i>Current Baseline Eligibility</i>		725	86	0	25	0
<i>Adjustment Per This Item</i>	e	-78	-64	0	-12	0
Net Baseline Eligibility		647	22	0	13	0

District: Traver Joint Elementary
 School Name: Traver Elementary
 County: Tulare
 Application Number: 57/72223-00-000

	Type of Adj.	K-6	7-8	9-12	Non-Severe	Severe
<i>Current Baseline Eligibility</i>		0	0	0	0	0
<i>Adjustment Per This Item</i>	d1	133	31	0	0	0
Net Baseline Eligibility		133	31	0	0	0

District: Twin Rivers Unified
 School Name: Frontier Elementary
 County: Sacramento
 Application Number: 57/76505-00-000

	Type of Adj.	K-6	7-8	9-12	Non-Severe	Severe
<i>Current Baseline Eligibility</i>		93	0	0	0	0
<i>Adjustment Per This Item</i>	d1	39	0	0	0	0
Net Baseline Eligibility		132	0	0	0	0

REPORT OF THE EXECUTIVE OFFICER
State Allocation Board Meeting, December 9, 2019

SCHOOL FACILITY PROGRAM UNFUNDED APPROVALS

(Lack of AB 55 Loans)

PURPOSE OF REPORT

To present to the State Allocation Board (Board) a list of School Facility Program (SFP) applications for unfunded approval.

DESCRIPTION

At the January 2019 Board meeting, the Board elected to provide an increase adjustment of 5.45 percent to SFP projects for calendar year 2019. The projects listed on the Attachment reflect the Board's action of the adoption of the 5.45 percent increase based on the RS Means Construction Cost Index. In addition, the project applications represent SFP New Construction, Modernization, Charter School and Overcrowding Relief Grant projects in date order of a complete application being received by the Office of Public School Construction (OPSC).

AUTHORITY

SFP Regulation Section 1859.2 defines an Unfunded List (Lack of AB 55 Loans) as an information list of unfunded projects that was created due to the State's inability to provide interim financing from the Pooled Money Investment Account (AB 55 loans) to fund school construction projects as declared in the Department of Finance Budget Letter #33 issued on December 18, 2008.

SFP Regulation Section 1859.95 states:

"When the Board has no funds to apportion ..., the Board will also accept and process applications for apportionment for purposes of developing an Unfunded List based on the date the application is ready for Apportionment, with the exception of New Construction funding applications that utilize eligibility generated by the Alternative Enrollment Projection.

An application for funding included on an Unfunded List is eligible for reimbursement subject to adjustments in the New Construction Grants amount pursuant to Section 1859.77."

BACKGROUND

At the March 11, 2009 SAB meeting, the Board requested that Staff continue to process applications to the Board for unfunded approval, up to the bonding authority. The Attachment reflects applications being presented for unfunded approval, including SFP modernization and new construction projects in date order of a complete application being received by the OPSC. The list also includes health and safety facility hardship applications for funding that have been processed and are ready for approval regardless of received date. The unfunded approval of the applications as reflected on the Attachment does not constitute a guarantee of future funding.

RECOMMENDATIONS

1. Approve the SFP applications as presented on the Attachment.
2. Provide that these unfunded approvals do not constitute a guarantee of future funding.

ATTACHMENT
UNFUNDED APPROVALS
(Lack of AB 55 Loans)
State Allocation Board Meeting, December 9, 2019

County	District	School Site	Application Number	Received Date	Grant Amount
SAN MATEO	BAYSHORE ELEMENTARY	BAYSHORE ELEMENTARY	50/68858-00-001	10/26/2016	\$1,641,731.00
TULARE	DINUBA UNIFIED	NEW HIGH	50/75531-00-006	10/31/2016	\$7,331,892.40
TUOLUMNE	SONORA ELEMENTARY	SONORA ELEMENTARY	57/72371-00-004	11/8/2016	\$1,300,338.00
TUOLUMNE	SONORA ELEMENTARY	SONORA ELEMENTARY	57/72371-00-003	11/9/2016	\$2,271,493.00
LOS ANGELES	ROSEMEAD ELEMENTARY	ENCINITA ELEMENTARY	57/64931-00-012	11/16/2016	\$976,793.00
LOS ANGELES	ROSEMEAD ELEMENTARY	JANSON (MILDRED B.) ELEMENTARY	57/64931-00-010	11/16/2016	\$664,468.00
LOS ANGELES	ROSEMEAD ELEMENTARY	JANSON (MILDRED B.) ELEMENTARY	57/64931-00-011	11/16/2016	\$824,426.00
SAN DIEGO	GROSSMONT UNION HIGH	CHAPARRAL HIGH (CONT.)	57/68130-00-025	11/17/2016	\$2,372,027.00
VENTURA	SANTA PAULA UNIFIED	RENAISSANCE HIGH	57/76828-00-001	11/17/2016	\$938,316.00
LOS ANGELES	AZUSA UNIFIED	PARAMOUNT ELEMENTARY	57/64279-00-018	11/18/2016	\$1,855,304.00
LOS ANGELES	CULVER CITY UNIFIED	EL MARINO ELEMENTARY	57/64444-00-015	11/18/2016	\$1,353,904.00
RIVERSIDE	ALVORD UNIFIED	NORTE VISTA HIGH	57/66977-00-015	11/22/2016	\$2,345,135.00
LOS ANGELES	DUARTE UNIFIED	NORTHVIEW MIDDLE	57/64469-00-011	11/22/2016	\$2,803,654.00
TULARE	TRAVER JOINT ELEMENTARY	TRAVER ELEMENTARY	57/72223-00-002	11/22/2016	\$192,481.00
ORANGE	SADDLEBACK UNIFIED	MISSION VIEJO HIGH	57/73635-00-038	11/23/2016	\$1,577,648.00
ORANGE	SADDLEBACK UNIFIED	TRABUCO HILLS HIGH	57/73635-00-039	11/29/2016	\$1,830,880.00
SANTA BARBARA	SANTA BARBARA UNIFIED	LA COLINA JUNIOR HIGH	57/76786-00-009	11/29/2016	\$1,074,723.00
PLACER	PLACER UNION HIGH	PLACER HIGH	57/66894-00-010	12/1/2016	\$3,052,230.00
GLENN	PRINCETON JOINT UNIFIED	PRINCETON ELEMENTARY	57/62646-00-002	12/1/2016	\$521,106.00
GLENN	PRINCETON JOINT UNIFIED	PRINCETON JUNIOR-SENIOR HIGH	57/62646-00-001	12/1/2016	\$1,163,923.00
LOS ANGELES	TORRANCE UNIFIED	TORRANCE HIGH	57/65060-00-035	12/6/2016	\$4,617,284.00
MERCED	MERCED CITY ELEMENTARY	HERBERT HOOVER INTERMEDIATE	57/65771-00-012	12/7/2016	\$4,426,566.00
SAN JOAQUIN	STOCKTON UNIFIED	EDISON SENIOR HIGH	57/68676-00-039	12/7/2016	\$16,025,724.00
ORANGE	NEWPORT-MESA UNIFIED	CORONA DEL MAR HIGH	57/66597-00-041	12/12/2016	\$1,318,530.00
RIVERSIDE	PALM SPRINGS UNIFIED	CREE (RAYMOND) MIDDLE	57/67173-00-010	12/12/2016	\$652,641.00
SANTA CLARA	FRANKLIN-MCKINLEY ELEMENTARY	FRANKLIN ELEMENTARY	57/69450-00-010	12/14/2016	\$2,603,375.00
PLACER	PLACER UNION HIGH	DEL ORO HIGH	57/66894-00-011	12/15/2016	\$2,945,204.00
SANTA BARBARA	SANTA MARIA-BONITA	IDA REDMOND TAYLOR ELEMENTARY	50/69120-00-020	12/19/2016	\$1,845,987.00
SANTA BARBARA	SANTA MARIA-BONITA	LIBERTY ELEMENTARY	50/69120-00-021	12/19/2016	\$1,619,859.00
ORANGE	GARDEN GROVE UNIFIED	MARIE HARE (CONT. ED) HIGH	57/66522-00-086	12/21/2016	\$731,666.00
SONOMA	SANTA ROSA HIGH	ROSELAND ACCELERATED MIDDLE	54/70920-00-003	9/18/2019	\$916,392.80
SONOMA	SANTA ROSA HIGH	ROSELAND ACCELERATED MIDDLE	54/70920-00-004	9/18/2019	\$14,772,133.00

Program	Amount (in Dollars)
New Construction	\$12,439,469.40
Charter School Facilities Program	\$15,688,525.80
Modernization	\$64,979,204.40
Total	\$93,107,199.60

SCHOOL DISTRICT DATA

Application No: 56/67652-00-003
 School District: Chaffey Joint Union High

County: San Bernardino
 School Name: Ontario High

PROJECT DATA

Type of Project: High School
 K-6:
 7-8:
 9-12: 459
 Non-Severe:
 Severe:
 Application Filing Basis: District Wide
 Number of Classrooms: 17
 Master Acres: 61.6
 Existing Acres: 31.2
 Proposed Acres:
 Recommended Acres: 61.6
 Financial Hardship Requested: No
 Alternative Education School: No
 Addition to Existing Site: Yes

ADJUSTED GRANT DATA

Overcrowding Relief Grant	\$	7,534,485.00
Fire Detection Alarm		15,147.00
Prevailing Wage Monitoring		13,260.00
Multi-Level Constr.	17Crs.	904,138.00
Service Site		176,878.00
Utilities		21,595.00
Urban/Security/Impacted Site		1,955,982.00
Total State Share (50%)		10,621,485.00
District Share (50%)		10,621,485.00
Total Project Cost	\$	<u>21,242,970.00</u>

PROJECT FINANCING

State Share
 This Project \$ 10,621,485.00
District Share
 Cash Contribution 10,621,485.00
 Financial Hardship
 Total Project Cost \$ 21,242,970.00

HISTORY OF PROJECT COST AND APPORTIONMENT

	Fund Code	Proposition	Previously Authorized	Authorized This Action	Unfunded Approval This Action
<u>State Share</u>					
Overcrowding/Add. Grant	957-531	1D	\$	\$ 10,621,485.00	\$ 10,621,485.00
<u>District Share</u>					
Cash Contribution				10,621,485.00	
Total			\$	\$ <u>21,242,970.00</u>	\$ <u>10,621,485.00</u>

Funding Source: Proposition 1D Bonds/2006-Nov.

Pursuant to the Board's action on March 11, 2009, this application has been approved and placed on the Unfunded List (Lack of AB 55 Loans). This approval does not constitute a guarantee or commitment of future State funding.

Pursuant to Regulation Section 1859.183, the District is required to remove from the eligible site and from classroom use all portables replaced in this project.

Senate Bill 584, Chapter 28, Statutes of 2014, repealed Labor Code (LC) Section 1771.3 which required school districts to provide payment to Department of Industrial Relations (DIR) for prevailing wage monitoring. As a result, school districts awarding a construction contract on or after June 20, 2014 are not mandated to provide payment for DIR monitoring and enforcement of prevailing wage requirements. Projects with an initial public works project awarded on or after June 20, 2014 are not eligible to receive an additional grant for prevailing wage monitoring; however, school districts are still required to notify DIR within five days of initial contract award pursuant to LC Section 1773.3(a)(1).

The District's unfunded approval is conditional upon the Office of Public School Construction's receipt of outstanding Account Receivables relating to the Overcrowding Relief Grant Program. The project will not receive an Apportionment until such time when sufficient bond authority is available for the project.

The District shall ensure that it is in compliance with all applicable laws, regulations and certifications it made on the program forms.

SCHOOL DISTRICT DATA

Application No: 50/68858-00-001
 School District: Bayshore Elementary

County: San Mateo
 School Name: Bayshore Elementary

PROJECT DATA

Type of Project: Elementary School
 K-6:
 7-8: 45
 9-12:
 Non-Severe:
 Severe:
 Application Filing Basis: District Wide
 Number of Classrooms: 16
 Master Acres: 13.3
 Existing Acres: 2.01
 Proposed Acres:
 Recommended Acres: 13
 Facility Hardship (a): No
 Financial Hardship Requested: Yes
 Alternative Education School: No
 Addition to Existing Site: Yes
 Core Facilities: Multi-Purpose/Kitchen,
 Administration, Toilet, Other

ADJUSTED GRANT DATA

New Construction Grant	\$	580,545.00
Project Assistance		7,460.00
Fire Detection Alarm		900.00
Sprinkler System		10,935.00
Multi-Level Constr.	16 Crs.	69,665.00
Site Acquisition		97,520.00
Service Site		356,141.00
Off-Site		74,242.00
Utilities		55,754.00
Urban/Security/Impacted Site		388,569.00
Total State Share (50%)		1,641,731.00
District Share (50%)		1,641,731.00
Total Project Cost	\$	<u>3,283,462.00</u>

PROJECT FINANCING

State Share
 This Project \$ 1,641,731.00
District Share
 Cash Contribution 1,641,731.00
 Financial Hardship
 Total Project Cost \$ 3,283,462.00

HISTORY OF PROJECT COST AND APPORTIONMENT

	Fund Code	Proposition	Previously Authorized	Authorized This Action	Unfunded Approval This Action
<u>State Share</u>					
New Construction/Add. Grant	951-500	51	\$	\$ 1,641,731.00	\$ 1,641,731.00
<u>District Share</u>					
Cash Contribution				1,641,731.00	
Financial Hardship	951-500	51			
Total			\$	\$ <u>3,283,462.00</u>	\$ <u>1,641,731.00</u>

Funding Source: Proposition 51 Bonds/2016-Nov.

Pursuant to the Board's action on March 11, 2009, this application has been approved and placed on the Unfunded List (Lack of AB 55 Loans). This approval does not constitute a guarantee or commitment of future State funding.

Amounts shown for financial hardship assistance are subject to adjustment as a result of a review of the District's financial records pursuant to Regulation Section 1859.81(a) at the time of apportionment.

The District shall ensure that it is in compliance with all applicable laws, regulations and certifications it made on the program forms.

The District qualifies for financial hardship pursuant to SFP Regulation Section 1859.81(c)(1). The District has demonstrated it is financially unable to provide all or a part of the matching funds and is levying the developer fees or equal alternative revenue source justified by law. The District's outstanding bonded indebtedness (as of September 23, 2019) is at least 60 percent of its total bonding capacity.

Based on the Board's action on June 5, 2017, this project is subject to the Grant Agreement submittal pursuant to School Facility Program Regulation Section 1859.90.4.

The District is responsible for ensuring that the project is compliant with Prevailing Wage Monitoring and/or Labor Compliance Program requirements at the time construction contracts are executed and/or construction commenced.

SCHOOL DISTRICT DATA

Application No: 50/75531-00-006
 School District: Dinuba Unified

County: Tulare
 School Name: New High

PROJECT DATA

Type of Project:	High School	Application Filing Basis:	District Wide
Pupils Assigned	K-6: 971	Number of Classrooms:	98
	7-8: 224	Existing Acres:	
	9-12: 828	Proposed Acres:	
Non-Severe:		Facility Hardship (a):	No
Severe:		Addition to Existing Site:	No
Financial Hardship Requested:	Yes		

GRANT DATA

Estimated Total GrantDesign Grant

New Construction Grant \$ 28,324,731.00

Total State Share (50%) 28,324,731.00

District Share (50%) 28,324,731.00

Total Estimated Cost \$ 56,649,462.00

Total Design (40% of Grant) \$ 11,329,892.40

Total Design \$ **11,329,892.40**

Total State Share (50%) 5,664,946.20

District Share (50%) 5,664,946.20

District Cash Contribution \$ 3,998,000.00

Financial Hardship \$ 1,666,946.20

DESIGN PROJECT FINANCING

State Share

New Construction Design Grant \$ 5,664,946.20

District Share

Cash Contribution 3,998,000.00

Financial Hardship 1,666,946.20

Total Design Cost \$ **11,329,892.40**

HISTORY OF PROJECT COST AND APPORTIONMENT

	Fund Code	Proposition	Previously Authorized	Authorized This Action	Unfunded Approval This Action
<u>State Share</u>					
New Construction Design Grant	951-500	51	\$	\$ 5,664,946.20	\$ 5,664,946.20
<u>District Share</u>					
Cash Contribution				3,998,000.00	
Financial Hardship	951-500	51		1,666,946.20	1,666,946.20
Total			\$	\$ 11,329,892.40	\$ 7,331,892.40

Funding Source: Proposition 51 Bonds/2016-Nov.

Pursuant to the Board's action on March 11, 2009, this application has been approved and placed on the Unfunded List (Lack of AB 55 Loans). This approval does not constitute a guarantee or commitment of future State funding.

Amounts shown for financial hardship assistance are subject to adjustment as a result of a review of the District's financial records pursuant to Regulation Section 1859.81(a) at the time of apportionment.

The District shall ensure that it is in compliance with all applicable laws, regulations and certifications it made on the program forms.

Based on the Board's action on June 5, 2017, this project is subject to the Grant Agreement submittal pursuant to School Facility Program Regulation Section 1859.90.4.

The District qualifies for financial hardship pursuant to SFP Regulation Section 1859.81(c)(1). The District has demonstrated it is financially unable to provide all or a part of the matching funds and is levying the developer fees or equal alternative revenue source justified by law. The District's outstanding bonded indebtedness (as of April 4, 2019) is at least 60 percent of its total bonding capacity.

The District is responsible for ensuring that the project is compliant with Prevailing Wage Monitoring and/or Labor Compliance Program requirements at the time construction contracts are executed and/or construction commenced.

SCHOOL DISTRICT DATA

Application No:	57/72371-00-004	County:	Tuolumne
School District:	Sonora Elementary	School Name:	Sonora Elementary

PROJECT DATA

Type of Project:	Elementary School	Application Filing Basis:	Site Specific
Pupils Assigned Under 50 Yrs:			
	K-6: 199		
	7-8: 22		
	9-12:		
	Non-Severe: 13		
	Severe:		
Financial Hardship Requested:	No	Recommended Acres:	14.6
Alternative Education School:	No	Existing Acres:	13

ADJUSTED GRANT DATA

Modernization Grant - Under 50 Yrs	\$	1,160,959.00
Project Assistance		3,978.00
Fire Detection Alarm		36,985.00
Prevailing Wage Monitoring		1,948.00
Geographic Index Factor	5 %	61,639.00
Accessibility/Fire Code Req.		34,829.00
Total State Share (60%)		1,300,338.00
District Share (40%)		866,892.00
Total Project Cost	\$	<u>2,167,230.00</u>

PROJECT FINANCING

<u>State Share</u>	
This Project	\$ 1,300,338.00
<u>District Share</u>	
Cash Contribution	866,892.00
Financial Hardship	
Total Project Cost	\$ <u>2,167,230.00</u>

HISTORY OF PROJECT COST AND APPORTIONMENT

	Fund Code	Proposition	Previously Authorized	Authorized This Action	Unfunded Approval This Action
<u>State Share</u>					
Modernization/Additional Grant	951-570	51	\$	\$ 1,300,338.00	\$ 1,300,338.00
<u>District Share</u>					
Cash Contribution				866,892.00	
Total			\$	\$ <u>2,167,230.00</u>	\$ <u>1,300,338.00</u>

Funding Source: Proposition 51 Bonds/2016-Nov.

Pursuant to the Board's action on March 11, 2009, this application has been approved and placed on the Unfunded List (Lack of AB 55 Loans). This approval does not constitute a guarantee or commitment of future State funding.

The District shall ensure that it is in compliance with all applicable laws, regulations and certifications it made on the program forms. requirements.

Based on the Board's action on June 5, 2017, this project is subject to the Grant Agreement submittal pursuant to School Facility Program Regulation Section 1859.90.4.

The District is responsible for ensuring that the project is compliant with Prevailing Wage Monitoring and/or Labor Compliance Program requirements at the time construction contracts are executed and/or construction commenced.

Apportionment of this application is conditional based on the District demonstrating all applicable requirements of the Department of Industrial Relations have been met.

SCHOOL DISTRICT DATA

Application No: 57/72371-00-003 School District: Sonora Elementary	County: Tuolumne School Name: Sonora Elementary
---	--

PROJECT DATA

Type of Project: Elementary School Pupils Assigned Under 50 Yrs: K-6: 437 7-8: 9-12: Non-Severe: Severe:	Application Filing Basis: Site Specific Financial Hardship Requested: No Alternative Education School: No
	Recommended Acres: 14.6 Existing Acres: 13

ADJUSTED GRANT DATA

Modernization Grant - Under 50 Yrs	\$ 2,029,428.00
Project Assistance	3,978.00
Fire Detection Alarm	65,987.00
Prevailing Wage Monitoring	3,402.00
Geographic Index Factor 5 %	107,815.00
Accessibility/Fire Code Req.	60,883.00
Total State Share (60%)	2,271,493.00
District Share (40%)	1,514,329.00
Total Project Cost	\$ 3,785,822.00

PROJECT FINANCING

State Share	
This Project District Share Cash Contribution Financial Hardship Total Project Cost	 \$ 2,271,493.00 1,514,329.00 \$ 3,785,822.00

HISTORY OF PROJECT COST AND APPORTIONMENT
--

	Fund Code	Proposition	Previously Authorized	Authorized This Action	Unfunded Approval This Action
State Share					
Modernization/Additional Grant	951-570	51	\$	\$ 2,271,493.00	\$ 2,271,493.00
District Share					
Cash Contribution				1,514,329.00	
Total			\$	\$ 3,785,822.00	\$ 2,271,493.00

Funding Source: Proposition 51 Bonds/2016-Nov.

Pursuant to the Board's action on March 11, 2009, this application has been approved and placed on the Unfunded List (Lack of AB 55 Loans). This approval does not constitute a guarantee or commitment of future State funding.

The District shall ensure that it is in compliance with all applicable laws, regulations and certifications it made on the program forms. requirements.

Based on the Board's action on June 5, 2017, this project is subject to the Grant Agreement submittal pursuant to School Facility Program Regulation Section 1859.90.4.

The District is responsible for ensuring that the project is compliant with Prevailing Wage Monitoring and/or Labor Compliance Program requirements at the time construction contracts are executed and/or construction commenced.

Apportionment of this application is conditional based on the District demonstrating all applicable requirements of the Department of Industrial Relations have been met.

SCHOOL DISTRICT DATA

Application No: 57/64931-00-012	County: Los Angeles
School District: Rosemead Elementary	School Name: Encinita Elementary

PROJECT DATA

Type of Project: Elementary School	Application Filing Basis: Site Specific
Pupils Assigned Under 50 Yrs:	
K-6: 190	
7-8:	
9-12:	
Non-Severe:	
Severe:	
Financial Hardship Requested: No	Recommended Acres: 9.9
Alternative Education School: No	Existing Acres: 7.87

ADJUSTED GRANT DATA

Modernization Grant - Under 50 Yrs	\$ 882,360.00
Project Assistance	3,978.00
Fire Detection Alarm	28,690.00
Small Size Project	35,294.00
Accessibility/Fire Code Req.	26,471.00
Total State Share (60%)	976,793.00
District Share (40%)	651,195.00
Total Project Cost	\$ 1,627,988.00

PROJECT FINANCING

State Share	
This Project	\$ 976,793.00
District Share	
Cash Contribution	651,195.00
Financial Hardship	
Total Project Cost	\$ 1,627,988.00

HISTORY OF PROJECT COST AND APPORTIONMENT

	Fund Code	Proposition	Previously Authorized	Authorized This Action	Unfunded Approval This Action
State Share					
Modernization/Additional Grant	951-570	51	\$	\$ 976,793.00	\$ 976,793.00
District Share					
Cash Contribution				651,195.00	
Total			\$	\$ 1,627,988.00	\$ 976,793.00

Funding Source: Proposition 51 Bonds/2016-Nov.

Pursuant to the Board's action on March 11, 2009, this application has been approved and placed on the Unfunded List (Lack of AB 55 Loans). This approval does not constitute a guarantee or commitment of future State funding.

The District shall ensure that it is in compliance with all applicable laws, regulations and certifications it made on the program forms.

Based on the Board's action on June 5, 2017, this project is subject to the Grant Agreement submittal pursuant to School Facility Program Regulation Section 1859.90.4.

The District is responsible for ensuring that the project is compliant with Prevailing Wage Monitoring and/or Labor Compliance Program requirements at the time construction contracts are executed and/or construction commenced.

SCHOOL DISTRICT DATA

Application No: 57/64931-00-010 School District: Rosemead Elementary	County: Los Angeles School Name: Janson (Mildred B.) Elementary
---	--

PROJECT DATA

Type of Project: Elementary School Pupils Assigned Under 50 Yrs: K-6: 129 7-8: 9-12: Non-Severe: Severe:	Application Filing Basis: Site Specific Financial Hardship Requested: No Alternative Education School: No
	Recommended Acres: 10.2 Existing Acres: 6.26

ADJUSTED GRANT DATA

Modernization Grant - Under 50 Yrs \$ 599,076.00 Project Assistance 3,978.00 Fire Detection Alarm 19,479.00 Small Size Project 23,963.00 Accessibility/Fire Code Req. 17,972.00 Total State Share (60%) 664,468.00 District Share (40%) 442,979.00 Total Project Cost \$ <u>1,107,447.00</u>

PROJECT FINANCING

State Share	
This Project District Share Cash Contribution Financial Hardship Total Project Cost	 \$ 664,468.00 442,979.00 <u>\$ 1,107,447.00</u>

HISTORY OF PROJECT COST AND APPORTIONMENT
--

	Fund Code	Proposition	Previously Authorized	Authorized This Action	Unfunded Approval This Action
State Share					
Modernization/Additional Grant	951-570	51	\$	\$ 664,468.00	\$ 664,468.00
District Share					
Cash Contribution				442,979.00	
Total			\$	\$ <u>1,107,447.00</u>	\$ <u>664,468.00</u>

Funding Source: Proposition 51 Bonds/2016-Nov.

Pursuant to the Board's action on March 11, 2009, this application has been approved and placed on the Unfunded List (Lack of AB 55 Loans). This approval does not constitute a guarantee or commitment of future State funding.

The District shall ensure that it is in compliance with all applicable laws, regulations and certifications it made on the program forms.

Based on the Board's action on June 5, 2017, this project is subject to the Grant Agreement submittal pursuant to School Facility Program Regulation Section 1859.90.4.

The District is responsible for ensuring that the project is compliant with Prevailing Wage Monitoring and/or Labor Compliance Program requirements at the time construction contracts are executed and/or construction commenced.

SCHOOL DISTRICT DATA

Application No:	57/64931-00-011	County:	Los Angeles
School District:	Rosemead Elementary	School Name:	Janson (Mildred B.) Elementary

PROJECT DATA

Type of Project:	Elementary School	Application Filing Basis:	Site Specific
Pupils Assigned Under 50 Yrs:	K-6: 160		
	7-8:		
	9-12:		
	Non-Severe:		
	Severe:		
Financial Hardship Requested:	No	Recommended Acres:	10.2
Alternative Education School:	No	Existing Acres:	6.26

ADJUSTED GRANT DATA

Modernization Grant - Under 50 Yrs	\$	743,040.00
Project Assistance		3,978.00
Fire Detection Alarm		24,160.00
Prevailing Wage Monitoring		1,235.00
Small Size Project		29,722.00
Accessibility/Fire Code Req.		22,291.00
Total State Share (60%)		824,426.00
District Share (40%)		549,617.00
Total Project Cost	\$	<u>1,374,043.00</u>

PROJECT FINANCING

<u>State Share</u>	
This Project	\$ 824,426.00
<u>District Share</u>	
Cash Contribution	549,617.00
Financial Hardship	
Total Project Cost	\$ <u>1,374,043.00</u>

HISTORY OF PROJECT COST AND APPORTIONMENT

	Fund Code	Proposition	Previously Authorized	Authorized This Action	Unfunded Approval This Action
<u>State Share</u>					
Modernization/Additional Grant	951-570	51	\$	\$ 824,426.00	\$ 824,426.00
<u>District Share</u>					
Cash Contribution				549,617.00	
Total			\$	\$ <u>1,374,043.00</u>	\$ <u>824,426.00</u>

Funding Source: Proposition 51 Bonds/2016-Nov.

Pursuant to the Board's action on March 11, 2009, this application has been approved and placed on the Unfunded List (Lack of AB 55 Loans). This approval does not constitute a guarantee or commitment of future State funding.

The District shall ensure that it is in compliance with all applicable laws, regulations and certifications it made on the program forms.

Based on the Board's action on June 5, 2017, this project is subject to the Grant Agreement submittal pursuant to School Facility Program Regulation Section 1859.90.4.

The District is responsible for ensuring that the project is compliant with Prevailing Wage Monitoring and/or Labor Compliance Program requirements at the time construction contracts are executed and/or construction commenced.

SCHOOL DISTRICT DATA

Application No:	57/68130-00-025	County:	San Diego
School District:	Grossmont Union High	School Name:	Chaparral High (Cont.)

PROJECT DATA

Type of Project:	High School	Application Filing Basis:	Site Specific
Pupils Assigned Under 50 Yrs:			
K-6:			
7-8:			
9-12:	313		
Non-Severe:	24		
Severe:			
Financial Hardship Requested:	No	Recommended Acres:	5.6
Alternative Education School:	No	Existing Acres:	7.97

ADJUSTED GRANT DATA

Modernization Grant - Under 50 Yrs	\$	2,250,575.00
Fire Detection Alarm		53,935.00
Accessibility/Fire Code Req.		67,517.00
Total State Share (60%)		2,372,027.00
District Share (40%)		1,581,351.00
Total Project Cost	\$	3,953,378.00

PROJECT FINANCING

<u>State Share</u>	
This Project	\$ 2,372,027.00
<u>District Share</u>	
Cash Contribution	1,581,351.00
Financial Hardship	
Total Project Cost	\$ 3,953,378.00

HISTORY OF PROJECT COST AND APPORTIONMENT

	Fund Code	Proposition	Previously Authorized	Authorized This Action	Unfunded Approval This Action
<u>State Share</u>					
Modernization/Additional Grant	951-570	51	\$	\$ 2,372,027.00	\$ 2,372,027.00
<u>District Share</u>					
Cash Contribution				1,581,351.00	
Total			\$	\$ 3,953,378.00	\$ 2,372,027.00

Funding Source: Proposition 51 Bonds/2016-Nov.

Pursuant to the Board's action on March 11, 2009, this application has been approved and placed on the Unfunded List (Lack of AB 55 Loans).

This approval does not constitute a guarantee or commitment of future State funding.

The District shall ensure that it is in compliance with all applicable laws, regulations and certifications it made on the program forms.

The District is responsible for ensuring that the project is compliant with Prevailing Wage Monitoring and/or Labor Compliance Program requirements at the time construction contracts are executed and/or construction commenced.

Based on the Board's action on June 5, 2017, this project is subject to the Grant Agreement submittal pursuant to School Facility Program Regulation Section 1859.90.4.

SCHOOL DISTRICT DATA

Application No: 57/76828-00-001
 School District: Santa Paula Unified

County: Ventura
 School Name: Renaissance High

PROJECT DATA

Type of Project:	High School	Application Filing Basis:	Site Specific
Pupils Assigned Under 50 Yrs:	K-6:		
	7-8:		
	9-12:	106	
	Non-Severe:		
	Severe:		
Financial Hardship Requested:	No	Recommended Acres:	3.6
Alternative Education School:	No	Existing Acres:	0.84

ADJUSTED GRANT DATA

Modernization Grant - Under 50 Yrs	\$ 681,686.00
Fire Detection Alarm	16,006.00
Small Size Project	27,267.00
Urban/Security/Impacted Site	192,906.00
Accessibility/Fire Code Req.	20,451.00
Total State Share (60%)	938,316.00
District Share (40%)	625,544.00
Total Project Cost	<u>\$ 1,563,860.00</u>

PROJECT FINANCING

<u>State Share</u>	
This Project	\$ 938,316.00
<u>District Share</u>	
Cash Contribution	625,544.00
Financial Hardship	
Total Project Cost	<u>\$ 1,563,860.00</u>

HISTORY OF PROJECT COST AND APPORTIONMENT
--

	Fund Code	Proposition	Previously Authorized	Authorized This Action	Unfunded Approval This Action
<u>State Share</u>					
Modernization/Additional Grant	951-570	51	\$	\$ 938,316.00	\$ 938,316.00
<u>District Share</u>					
Cash Contribution				625,544.00	
Total			\$	\$ 1,563,860.00	\$ 938,316.00

Funding Source: Proposition 51 Bonds/2016-Nov.

Pursuant to the Board's action on March 11, 2009, this application has been approved and placed on the Unfunded List (Lack of AB 55 Loans). This approval does not constitute a guarantee or commitment of future State funding.

The District shall ensure that it is in compliance with all applicable laws, regulations and certifications it made on the program forms.

Based on the Board's action on June 5, 2017, this project is subject to the Grant Agreement submittal pursuant to School Facility Program Regulation Section 1859.90.4.

The District is responsible for ensuring that the project is compliant with Prevailing Wage Monitoring and/or Labor Compliance Program requirements at the time construction contracts are executed and/or construction commenced.

SCHOOL DISTRICT DATA

Application No: 57/64279-00-018
 School District: Azusa Unified

County: Los Angeles
 School Name: Paramount Elementary

PROJECT DATA

Type of Project: Elementary School
 Pupils Assigned Under 50 Yrs: K-6: 376
 7-8:
 9-12:
 Non-Severe:
 Severe:
 Financial Hardship Requested: No
 Alternative Education School: No
 Application Filing Basis: Site Specific
 Recommended Acres: 7.3
 Existing Acres: 10

ADJUSTED GRANT DATA

Modernization Grant - Under 50 Yrs	\$ 1,746,144.00
Fire Detection Alarm	56,776.00
Accessibility/Fire Code Req.	52,384.00
Total State Share (60%)	1,855,304.00
District Share (40%)	1,236,869.00
Total Project Cost	\$ 3,092,173.00

PROJECT FINANCING

<u>State Share</u>	
This Project	\$ 1,855,304.00
<u>District Share</u>	
Cash Contribution	1,236,869.00
Financial Hardship	
Total Project Cost	\$ 3,092,173.00

HISTORY OF PROJECT COST AND APPORTIONMENT

	Fund Code	Proposition	Previously Authorized	Authorized This Action	Unfunded Approval This Action
<u>State Share</u>					
Modernization/Additional Grant	951-570	51	\$	\$ 1,855,304.00	\$ 1,855,304.00
<u>District Share</u>					
Cash Contribution				1,236,869.00	
Total			\$	\$ 3,092,173.00	\$ 1,855,304.00

Funding Source: Proposition 51 Bonds/2016-Nov.

Pursuant to the Board's action on March 11, 2009, this application has been approved and placed on the Unfunded List (Lack of AB 55 Loans).

This approval does not constitute a guarantee or commitment of future State funding.

The District shall ensure that it is in compliance with all applicable laws, regulations and certifications it made on the program forms.

The District is responsible for ensuring that the project is compliant with Prevailing Wage Monitoring and/or Labor Compliance Program requirements at the time construction contracts are executed and/or construction commenced.

Based on the Board's action on June 5, 2017, this project is subject to the Grant Agreement submittal pursuant to School Facility Program Regulation Section 1859.90.4.

SCHOOL DISTRICT DATA

Application No:	57/64444-00-015	County:	Los Angeles
School District:	Culver City Unified	School Name:	El Marino Elementary

PROJECT DATA

Type of Project:	Elementary School	Application Filing Basis:	Site Specific
Pupils Assigned Over 50 Years:	K-6: 167 7-8: 9-12: Non-Severe: Severe:		
Financial Hardship Requested:	No	Recommended Acres:	12.7
Alternative Education School:	No	Existing Acres:	6.5

ADJUSTED GRANT DATA

Modernization Grant - Over 50 Yrs	\$ 1,077,484.00
Small Size Project	43,099.00
Urban/Security/Impacted Site	200,996.00
Accessibility/Fire Code Req.	32,325.00
Total State Share (60%)	1,353,904.00
District Share (40%)	902,603.00
Total Project Cost	\$ <u>2,256,507.00</u>

PROJECT FINANCING

<u>State Share</u>	
This Project	\$ 1,353,904.00
<u>District Share</u>	
Cash Contribution	902,603.00
Financial Hardship	
Total Project Cost	\$ <u>2,256,507.00</u>

HISTORY OF PROJECT COST AND APPORTIONMENT

	Fund Code	Proposition	Previously Authorized	Authorized This Action	Unfunded Approval This Action
<u>State Share</u>					
Modernization/Additional Grant	951-570	51	\$	\$ 1,353,904.00	\$ 1,353,904.00
<u>District Share</u>					
Cash Contribution				902,603.00	
Total			\$	\$ <u>2,256,507.00</u>	\$ <u>1,353,904.00</u>

Funding Source: Proposition 51 Bonds/2016-Nov.

Pursuant to the Board's action on March 11, 2009, this application has been approved and placed on the Unfunded List (Lack of AB 55 Loans). This approval does not constitute a guarantee or commitment of future State funding.

The District shall ensure that it is in compliance with all applicable laws, regulations and certifications it made on the program forms.

Based on the Board's action on June 5, 2017, this project is subject to the Grant Agreement submittal pursuant to School Facility Program Regulation Section 1859.90.4.

The District is responsible for ensuring that the project is compliant with Prevailing Wage Monitoring and/or Labor Compliance Program requirements at the time construction contracts are executed and/or construction commenced.

SCHOOL DISTRICT DATA

Application No: 57/66977-00-015
 School District: Alvord Unified

County: Riverside
 School Name: Norte Vista High

PROJECT DATA

Type of Project:	High School	Application Filing Basis:	Site Specific
Pupils Assigned Under 50 Yrs:	K-6:	Pupils Assigned Over 50 Yrs:	K-6:
	7-8:		7-8:
	9-12:		9-12: 162
	Non-Severe:		Non-Severe: 50
	Severe:		Severe: 5
Financial Hardship Requested:	No	Recommended Acres:	52.6
Alternative Education School:	No	Existing Acres:	45.6

ADJUSTED GRANT DATA

Modernization Grant - Over 50 Yrs	\$ 2,237,571.00
Fire Detection Alarm	40,437.00
Accessibility/Fire Code Req.	67,127.00
Total State Share (60%)	2,345,135.00
District Share (40%)	1,563,423.00
Total Project Cost	\$ 3,908,558.00

PROJECT FINANCING

<u>State Share</u>	
This Project	\$ 2,345,135.00
<u>District Share</u>	
Cash Contribution	1,563,423.00
Financial Hardship	
Total Project Cost	\$ 3,908,558.00

HISTORY OF PROJECT COST AND APPORTIONMENT
--

	Fund Code	Proposition	Previously Authorized	Authorized This Action	Unfunded Approval This Action
<u>State Share</u>					
Modernization/Additional Grant	951-570	51	\$	\$ 2,345,135.00	\$ 2,345,135.00
<u>District Share</u>					
Cash Contribution				1,563,423.00	
Total			\$	\$ 3,908,558.00	\$ 2,345,135.00

Funding Source: Proposition 51 Bonds/2016-Nov.

Pursuant to the Board's action on March 11, 2009, this application has been approved and placed on the Unfunded List (Lack of AB 55 Loans).

This approval does not constitute a guarantee or commitment of future State funding.

The District shall ensure that it is in compliance with all applicable laws, regulations and certifications it made on the program forms.

The District is responsible for ensuring that the project is compliant with Prevailing Wage Monitoring and/or Labor Compliance Program requirements at the time construction contracts are executed and/or construction commenced.

Based on the Board's action on June 5, 2017, this project is subject to the Grant Agreement submittal pursuant to School Facility Program Regulation Section 1859.90.4.

SCHOOL DISTRICT DATA

Application No: 57/64469-00-011
School District: Duarte Unified

County: Los Angeles
School Name: Northview Middle

PROJECT DATA

Type of Project:	Middle School	Application Filing Basis:	Site Specific
Pupils Assigned Under 50 Yrs:			
K-6:			
7-8:	485		
9-12:			
Non-Severe:	26		
Severe:			
Financial Hardship Requested:	No	Recommended Acres:	10.7
Alternative Education School:	No	Existing Acres:	8.9

ADJUSTED GRANT DATA

Modernization Grant - Under 50 Yrs	\$ 2,639,798.00
Fire Detection Alarm	80,463.00
Prevailing Wage Monitoring	4,199.00
Accessibility/Fire Code Req.	<u>79,194.00</u>
Total State Share (60%)	2,803,654.00
District Share (40%)	<u>1,869,103.00</u>
Total Project Cost	\$ 4,672,757.00

PROJECT FINANCING

State Share

This Project	\$	2,803,654.00
---------------------	-----------	---------------------

District Share

Cash Contribution	1,869,103.00
--------------------------	--------------

Financial Hardship

Total Project Cost	\$ 4,672,757.00
---------------------------	------------------------

HISTORY OF PROJECT COST AND APPORTIONMENT

	Fund Code	Proposition	Previously Authorized	Authorized This Action	Unfunded Approval This Action
State Share					
Modernization/Additional Grant	951-570	51	\$	\$ 2,803,654.00	\$ 2,803,654.00
District Share					
Cash Contribution				1,869,103.00	
Total			\$	\$ 4,672,757.00	\$ 2,803,654.00

Funding Source: Proposition 51 Bonds/2016-Nov.

Pursuant to the Board's action on March 11, 2009, this application has been approved and placed on the Unfunded List (Lack of AB 55 Loans).

This approval does not constitute a guarantee or commitment of future State funding.

The District shall ensure that it is in compliance with all applicable laws, regulations and certifications it made on the program forms.

The District is responsible for ensuring that the project is compliant with Prevailing Wage Monitoring and/or Labor Compliance Program requirements at the time construction contracts are executed and/or construction commenced.

Based on the Board's action on June 5, 2017, this project is subject to the Grant Agreement submittal pursuant to School Facility Program Regulation Section 1859.90.4.

SCHOOL DISTRICT DATA

Application No: 57/72223-00-002
 School District: Traver Joint Elementary

County: Tulare
 School Name: Traver Elementary

PROJECT DATA

Type of Project: Application Filing Basis: Site Specific
 Pupils Assigned Under 50 Yrs: K-6: 133
 7-8: 31
 9-12:
 Non-Severe:
 Severe:
 Financial Hardship Requested: Yes

GRANT DATAEstimated Total GrantSeparate Design Grant

Modernization Grant	\$ 769,924.00	Total Design (25% of Grant)	\$ 192,481.00
		Total Design	\$ 192,481.00
Total State Share (60%)	769,924.00	Design State Share (60%)	115,489.00
Total District Share (40%)	513,283.00	Design District Share (40%)	76,992.00
Total Estimated Grant	\$ 1,283,207.00	District Cash Contribution	\$ 1,015.00
		Financial Hardship	\$ 75,977.00

DESIGN PROJECT FINANCINGState Share

Modernization Design \$ 115,489.00

District Share

Cash Contribution 1,015.00
 Financial Hardship 75,977.00
 Total Design Cost \$ 192,481.00

HISTORY OF PROJECT COST AND APPORTIONMENT

	Fund Code	Proposition	Previously Authorized	Authorized This Action	Unfunded Approval This Action
<u>State Share</u>					
Modernization Design Grant	951-570	51	\$	\$ 115,489.00	\$ 115,489.00
<u>District Share</u>					
Cash Contribution				1,015.00	
Financial Hardship	951-570	51		75,977.00	75,977.00
Total			\$	\$ 192,481.00	\$ 191,466.00

Funding Source: Proposition 51 Bonds/2016-Nov.

Pursuant to the Board's action on March 11, 2009, this application has been approved and placed on the Unfunded List (Lack of AB 55 Loans).

This approval does not constitute a guarantee or commitment of future State funding.

Amounts shown for financial hardship assistance are subject to adjustment as a result of a review of the district's financial records pursuant to Regulation Section 1859.81(a) at the time of apportionment.

The District shall ensure that it is in compliance with all applicable laws, regulations and certifications it made on the program forms.

Based on the Board's action on June 5, 2017, this project is subject to the Grant Agreement submittal pursuant to School Facility Program Regulation Section 1859.90.4.

The District is responsible for ensuring that the project is compliant with Prevailing Wage Monitoring and/or Labor Compliance Program requirements at the time construction contracts are executed and/or construction commenced.

The District qualifies for financial hardship pursuant to SFP Regulation Section 1859.81(c)(4). The District has demonstrated it is financially unable to provide all or a part of the matching funds and is levying the developer fees or equal alternative revenue source justified by law. The District's total bonding capacity (as of October 9, 2019) is \$5 million or less.

SCHOOL DISTRICT DATA

Application No:	57/73635-00-038	County:	Orange
School District:	Saddleback Valley Unified	School Name:	Mission Viejo High

PROJECT DATA

Type of Project:	High School	Application Filing Basis:	Site Specific
Pupils Assigned Over 50 Years:			
K-6:			
7-8:			
9-12:	134		
Non-Severe:	2		
Severe:	11		
Financial Hardship Requested:	No	Recommended Acres:	60.8
Alternative Education School:	No	Existing Acres:	45

ADJUSTED GRANT DATA

Modernization Grant - Over 50 Yrs	\$	1,450,741.00
Fire Detection Alarm		25,355.00
Small Size Project		58,030.00
Accessibility/Fire Code Req.		43,522.00
Total State Share (60%)		1,577,648.00
District Share (40%)		1,051,765.00
Total Project Cost	\$	2,629,413.00

PROJECT FINANCING

State Share	
This Project	\$ 1,577,648.00
District Share	
Cash Contribution	1,051,765.00
Financial Hardship	
Total Project Cost	\$ 2,629,413.00

HISTORY OF PROJECT COST AND APPORTIONMENT

	Fund Code	Proposition	Previously Authorized	Authorized This Action	Unfunded Approval This Action
State Share					
Modernization/Additional Grant	951-570	51	\$	\$ 1,577,648.00	\$ 1,577,648.00
District Share					
Cash Contribution				1,051,765.00	
Total			\$	\$ 2,629,413.00	\$ 1,577,648.00

Funding Source: Proposition 51 Bonds/2016-Nov.

Pursuant to the Board's action on March 11, 2009, this application has been approved and placed on the Unfunded List (Lack of AB 55 Loans).

This approval does not constitute a guarantee or commitment of future State funding.

The District shall ensure that it is in compliance with all applicable laws, regulations and certifications it made on the program forms.

Based on the Board's action on June 5, 2017, this project is subject to the Grant Agreement submittal pursuant to School Facility Program Regulation Section 1859.90.4.

The District is responsible for ensuring that the project is compliant with Prevailing Wage Monitoring and/or Labor Compliance Program requirements at the time construction contracts are executed and/or construction commenced.

SCHOOL DISTRICT DATA

Application No: 57/73635-00-039 County: Orange
 School District: Saddleback Valley Unified School Name: Trabuco Hills High

PROJECT DATA

Type of Project: High School Application Filing Basis: Site Specific
 Pupils Assigned Under 50 Yrs: K-6:
 7-8:
 9-12: 235
 Non-Severe:
 Severe:
 Financial Hardship Requested: No Recommended Acres: 66
 Alternative Education School: No Existing Acres: 38

ADJUSTED GRANT DATA

Modernization Grant - Under 50 Yrs	\$ 1,511,285.00
Fire Detection Alarm	35,485.00
Urban/Security/Impacted Site	238,771.00
Accessibility/Fire Code Req.	45,339.00
Total State Share (60%)	1,830,880.00
District Share (40%)	1,220,587.00
Total Project Cost	\$ 3,051,467.00

PROJECT FINANCING

<u>State Share</u>	
This Project	\$ 1,830,880.00
<u>District Share</u>	
Cash Contribution	1,220,587.00
Financial Hardship	
Total Project Cost	\$ 3,051,467.00

HISTORY OF PROJECT COST AND APPORTIONMENT

	Fund Code	Proposition	Previously Authorized	Authorized This Action	Unfunded Approval This Action
<u>State Share</u>					
Modernization/Additional Grant	951-570	51	\$	\$ 1,830,880.00	\$ 1,830,880.00
<u>District Share</u>					
Cash Contribution				1,220,587.00	
Total			\$	\$ 3,051,467.00	\$ 1,830,880.00

Funding Source: Proposition 51 Bonds/2016-Nov.

Pursuant to the Board's action on March 11, 2009, this application has been approved and placed on the Unfunded List (Lack of AB 55 Loans).

This approval does not constitute a guarantee or commitment of future State funding.

The District shall ensure that it is in compliance with all applicable laws, regulations and certifications it made on the program forms.

The District is responsible for ensuring that the project is compliant with Prevailing Wage Monitoring and/or Labor Compliance Program requirements at the time construction contracts are executed and/or construction commenced.

Based on the Board's action on June 5, 2017, this project is subject to the Grant Agreement submittal pursuant to School Facility Program Regulation Section 1859.90.4.

SCHOOL DISTRICT DATA

Application No:	57/76786-00-009	County:	Santa Barbara
School District:	Santa Barbara Unified	School Name:	La Colina Junior High

PROJECT DATA

Type of Project:	Middle School	Application Filing Basis:	Site Specific
Pupils Assigned Under 50 Yrs:	K-6:	Pupils Assigned Over 50 Yrs:	K-6:
	7-8:		7-8:
	9-12:		9-12:
	Non-Severe:		Non-Severe:
	Severe:		Severe:
Financial Hardship Requested:	No	Recommended Acres:	14
Alternative Education School:	No	Existing Acres:	29

ADJUSTED GRANT DATA

Modernization Grant - Over 50 Yrs	\$	1,004,414.00
Small Size Project		40,177.00
Accessibility/Fire Code Req.		30,132.00
Total State Share (60%)		1,074,723.00
District Share (40%)		716,482.00
Total Project Cost	\$	1,791,205.00

PROJECT FINANCING

State Share	
This Project	\$ 1,074,723.00
District Share	
Cash Contribution	716,482.00
Financial Hardship	
Total Project Cost	\$ 1,791,205.00

HISTORY OF PROJECT COST AND APPORTIONMENT

	Fund Code	Proposition	Previously Authorized	Authorized This Action	Unfunded Approval This Action
State Share					
Modernization/Additional Grant	951-570	51	\$	\$ 1,074,723.00	\$ 1,074,723.00
District Share					
Cash Contribution				716,482.00	
Total			\$	\$ 1,791,205.00	\$ 1,074,723.00

Funding Source: Proposition 51 Bonds/2016-Nov.

Pursuant to the Board's action on March 11, 2009, this application has been approved and placed on the Unfunded List (Lack of AB 55 Loans).

This approval does not constitute a guarantee or commitment of future State funding.

The District shall ensure that it is in compliance with all applicable laws, regulations and certifications it made on the program forms.

The District is responsible for ensuring that the project is compliant with Prevailing Wage Monitoring and/or Labor Compliance Program requirements at the time construction contracts are executed and/or construction commenced.

Based on the Board's action on June 5, 2017, this project is subject to the Grant Agreement submittal pursuant to School Facility Program Regulation Section 1859.90.4.

SCHOOL DISTRICT DATA

Application No: 57/66894-00-010
 School District: Placer Union High

County: Placer
 School Name: Placer High

PROJECT DATA

Type of Project:	High School	Application Filing Basis:	Site Specific
Pupils Assigned Under 50 Yrs:	K-6:	Pupils Assigned Over 50 Yrs:	K-6:
	7-8:		7-8:
	9-12:		9-12:
	Non-Severe:		Non-Severe:
	Severe:		Severe:
Financial Hardship Requested:	No	Recommended Acres:	38.4
Alternative Education School:	No	Existing Acres:	22

ADJUSTED GRANT DATA

Modernization Grant - Over 50 Yrs	\$ 2,530,733.00
Fire Detection Alarm	43,141.00
Urban/Security/Impacted Site	402,434.00
Accessibility/Fire Code Req.	75,922.00
Total State Share (60%)	3,052,230.00
District Share (40%)	2,034,820.00
Total Project Cost	\$ 5,087,050.00

PROJECT FINANCING

<u>State Share</u>	
This Project	\$ 3,052,230.00
<u>District Share</u>	
Cash Contribution	2,034,820.00
Financial Hardship	
Total Project Cost	\$ 5,087,050.00

HISTORY OF PROJECT COST AND APPORTIONMENT
--

	Fund Code	Proposition	Previously Authorized	Authorized This Action	Unfunded Approval This Action
<u>State Share</u>					
Modernization/Additional Grant	951-570	51	\$	\$ 3,052,230.00	\$ 3,052,230.00
<u>District Share</u>					
Cash Contribution				2,034,820.00	
Total			\$	\$ 5,087,050.00	\$ 3,052,230.00

Funding Source: Proposition 51 Bonds/2016-Nov.

Pursuant to the Board's action on March 11, 2009, this application has been approved and placed on the Unfunded List (Lack of AB 55 Loans).

This approval does not constitute a guarantee or commitment of future State funding.

The District shall ensure that it is in compliance with all applicable laws, regulations and certifications it made on the program forms.

The District is responsible for ensuring that the project is compliant with Prevailing Wage Monitoring and/or Labor Compliance Program requirements at the time construction contracts are executed and/or construction commenced.

Based on the Board's action on June 5, 2017, this project is subject to the Grant Agreement submittal pursuant to School Facility Program Regulation Section 1859.90.4.

SCHOOL DISTRICT DATA

Application No: 57/62646-00-002 School District: Princeton Joint Unified	County: Glenn School Name: Princeton Elementary
---	--

PROJECT DATA

Type of Project: Elementary School Pupils Assigned Under 50 Yrs: K-6: 101 7-8: 9-12: Non-Severe: Severe:	Application Filing Basis: Site Specific Financial Hardship Requested: No Alternative Education School: No Recommended Acres: 3.4 Existing Acres: 5.12
---	--

ADJUSTED GRANT DATA

Modernization Grant - Under 50 Yrs Project Assistance Fire Detection Alarm Small Size Project Accessibility/Fire Code Req. Total State Share (60%) District Share (40%) Total Project Cost	\$ 469,044.00 3,978.00 15,251.00 18,762.00 14,071.00 521,106.00 347,404.00 \$ 868,510.00
---	--

PROJECT FINANCING

State Share	
This Project District Share Cash Contribution Financial Hardship Total Project Cost	\$ 521,106.00 347,404.00 \$ 868,510.00

HISTORY OF PROJECT COST AND APPORTIONMENT
--

	Fund Code	Proposition	Previously Authorized	Authorized This Action	Unfunded Approval This Action
State Share					
Modernization/Additional Grant	951-570	51	\$	\$ 521,106.00	\$ 521,106.00
District Share					
Cash Contribution				347,404.00	
Total			\$	\$ 868,510.00	\$ 521,106.00

Funding Source: Proposition 51 Bonds/2016-Nov.

Pursuant to the Board's action on March 11, 2009, this application has been approved and placed on the Unfunded List (Lack of AB 55 Loans). This approval does not constitute a guarantee or commitment of future State funding.

The District shall ensure that it is in compliance with all applicable laws, regulations and certifications it made on the program forms.

Based on the Board's action on June 5, 2017, this project is subject to the Grant Agreement submittal pursuant to School Facility Program Regulation Section 1859.90.4.

The District is responsible for ensuring that the project is compliant with Prevailing Wage Monitoring and/or Labor Compliance Program requirements at the time construction contracts are executed and/or construction commenced.

SCHOOL DISTRICT DATA

Application No: 57/62646-00-001 School District: Princeton Joint Unified	County: Glenn School Name: Princeton Junior-Senior High
---	--

PROJECT DATA

Type of Project: High School Pupils Assigned Under 50 Yrs: K-6: 7-8: 25 9-12: 55 Non-Severe: Severe: Financial Hardship Requested: No Alternative Education School: No	Application Filing Basis: Site Specific Pupils Assigned Over 50 Yrs: K-6: 7-8: 13 9-12: 29 Non-Severe: Severe: Recommended Acres: 24.5 Existing Acres: 3.46
---	--

ADJUSTED GRANT DATA

Modernization Grant - Under 50 Yrs	\$ 476,505.00
Modernization Grant - Over 50 Yrs	347,769.00
Project Assistance	3,978.00
Fire Detection Alarm	18,422.00
Small Size Project	32,971.00
Urban/Security/Impacted Site	259,550.00
Accessibility/Fire Code Req.	24,728.00
Total State Share (60%)	1,163,923.00
District Share (40%)	775,948.67
Total Project Cost	<u>\$ 1,939,871.67</u>

PROJECT FINANCING

<u>State Share</u>	
This Project	\$ 1,163,923.00
<u>District Share</u>	
Cash Contribution	775,948.67
Financial Hardship	
Total Project Cost	<u>\$ 1,939,871.67</u>

HISTORY OF PROJECT COST AND APPORTIONMENT
--

	Fund Code	Proposition	Previously Authorized	Authorized This Action	Unfunded Approval This Action
<u>State Share</u>					
Modernization/Additional Grant	951-570	51	\$	\$ 1,163,923.00	\$ 1,163,923.00
<u>District Share</u>					
Cash Contribution				775,948.67	
Total			\$	<u>\$ 1,939,871.67</u>	<u>\$ 1,163,923.00</u>

Funding Source: Proposition 51 Bonds/2016-Nov.

Pursuant to the Board's action on March 11, 2009, this application has been approved and placed on the Unfunded List (Lack of AB 55 Loans). This approval does not constitute a guarantee or commitment of future State funding.

The District shall ensure that it is in compliance with all applicable laws, regulations and certifications it made on the program forms.

Based on the Board's action on June 5, 2017, this project is subject to the Grant Agreement submittal pursuant to School Facility Program Regulation Section 1859.90.4.

The District is responsible for ensuring that the project is compliant with Prevailing Wage Monitoring and/or Labor Compliance Program requirements at the time construction contracts are executed and/or construction commenced.

SCHOOL DISTRICT DATA

Application No: 57/65060-00-035
 School District: Torrance Unified

County: Los Angeles
 School Name: Torrance High

PROJECT DATA

Type of Project:	High School	Application Filing Basis:	Site Specific
Pupils Assigned Under 50 Yrs:	K-6:	Pupils Assigned Over 50 Yrs:	K-6:
	7-8:		7-8:
	9-12:		9-12:
			346
	Non-Severe:		Non-Severe:
			41
	Severe:		Severe:
Financial Hardship Requested:	No	Recommended Acres:	52.6
Alternative Education School:	No	Existing Acres:	26.5

ADJUSTED GRANT DATA

Modernization Grant - Over 50 Yrs	\$ 3,654,650.00
Fire Detection Alarm	63,644.00
Urban/Security/Impacted Site	665,270.00
Accessibility/Fire Code Req.	109,640.00
Two Stop Elevators	124,080.00
Total State Share (60%)	4,617,284.00
District Share (40%)	3,078,189.00
Total Project Cost	<u>\$ 7,695,473.00</u>

PROJECT FINANCING

<u>State Share</u>	
This Project	\$ 4,617,284.00
<u>District Share</u>	
Cash Contribution	3,078,189.00
Financial Hardship	
Total Project Cost	<u>\$ 7,695,473.00</u>

HISTORY OF PROJECT COST AND APPORTIONMENT
--

	Fund Code	Proposition	Previously Authorized	Authorized This Action	Unfunded Approval This Action
<u>State Share</u>					
Modernization/Additional Grant	951-570	51	\$	\$ 4,617,284.00	\$ 4,617,284.00
<u>District Share</u>					
Cash Contribution				3,078,189.00	
Total			\$	<u>\$ 7,695,473.00</u>	<u>\$ 4,617,284.00</u>

Funding Source: Proposition 51 Bonds/2016-Nov.

Pursuant to the Board's action on March 11, 2009, this application has been approved and placed on the Unfunded List (Lack of AB 55 Loans). This approval does not constitute a guarantee or commitment of future State funding.

The District shall ensure that it is in compliance with all applicable laws, regulations and certifications it made on the program forms.

Based on the Board's action on June 5, 2017, this project is subject to the Grant Agreement submittal pursuant to School Facility Program Regulation Section 1859.90.4.

The District is responsible for ensuring that the project is compliant with Prevailing Wage Monitoring and/or Labor Compliance Program requirements at the time construction contracts are executed and/or construction commenced.

SCHOOL DISTRICT DATA

Application No: 57/65771-00-012 County: Merced
 School District: Merced City Elementary School Name: Herbert Hoover Intermediate

PROJECT DATA

Type of Project:	Middle School	Application Filing Basis:	Site Specific
Pupils Assigned Under 50 Yrs:		Pupils Assigned Over 50 Yrs:	
K-6:		K-6:	
7-8:	200	7-8:	406
9-12:		9-12:	
Non-Severe:	20	Non-Severe:	18
Severe:		Severe:	
Financial Hardship Requested:	No	Recommended Acres:	10.7
Alternative Education School:	No	Existing Acres:	18.3

ADJUSTED GRANT DATA

Modernization Grant - Under 50 Yrs	\$ 1,180,460.00
Modernization Grant - Over 50 Yrs	3,018,080.00
Fire Detection Alarm	102,070.00
Accessibility/Fire Code Req.	125,956.00
Total State Share (60%)	4,426,566.00
District Share (40%)	2,951,044.00
Total Project Cost	\$ <u>7,377,610.00</u>

PROJECT FINANCING

<u>State Share</u>	
This Project	\$ 4,426,566.00
<u>District Share</u>	
Cash Contribution	2,951,044.00
Financial Hardship	
Total Project Cost	\$ <u>7,377,610.00</u>

HISTORY OF PROJECT COST AND APPORTIONMENT

	Fund Code	Proposition	Previously Authorized	Authorized This Action	Unfunded Approval This Action
<u>State Share</u>					
Modernization/Additional Grant	951-570	51	\$	\$ 4,426,566.00	\$ 4,426,566.00
<u>District Share</u>					
Cash Contribution				2,951,044.00	
Total			\$	\$ <u>7,377,610.00</u>	\$ <u>4,426,566.00</u>

Funding Source: Proposition 51 Bonds/2016-Nov.

Pursuant to the Board's action on March 11, 2009, this application has been approved and placed on the Unfunded List (Lack of AB 55 Loans).

This approval does not constitute a guarantee or commitment of future State funding.

The District shall ensure that it is in compliance with all applicable laws, regulations and certifications it made on the program forms requirements.

Based on the Board's action on June 5, 2017, this project is subject to the Grant Agreement submittal pursuant to School Facility Program Regulation Section 1859.90.4.

The District is responsible for ensuring that the project is compliant with Prevailing Wage Monitoring and/or Labor Compliance Program requirements at the time construction contracts are executed and/or construction commenced.

SCHOOL DISTRICT DATA

Application No: 57/68676-00-039
 School District: Stockton Unified

County: San Joaquin
 School Name: Edison Senior High

PROJECT DATA

Type of Project:	High School	Application Filing Basis:	Site Specific
Pupils Assigned Under 50 Yrs:	K-6:	Pupils Assigned Over 50 Yrs:	K-6:
	7-8:		7-8:
	9-12:		9-12: 1,585
Non-Severe:		Non-Severe:	11
Severe:	11	Severe:	25
Financial Hardship Requested:	No	Recommended Acres:	49.6
Alternative Education School:	No	Existing Acres:	41.18

ADJUSTED GRANT DATA

Modernization Grant - Under 50 Yrs	\$ 162,822.00
Modernization Grant - Over 50 Yrs	14,824,202.00
Fire Detection Alarm	257,333.00
Prevailing Wage Monitoring	24,003.00
Site Development	59,593.00
Accessibility/Fire Code Req.	449,611.00
Two Stop Elevators	248,160.00
Total State Share (60%)	16,025,724.00
District Share (40%)	10,683,816.00
Total Project Cost	\$ <u>26,709,540.00</u>

PROJECT FINANCING

<u>State Share</u>	
This Project	\$ 16,025,724.00
<u>District Share</u>	
Cash Contribution	10,683,816.00
Financial Hardship	
Total Project Cost	\$ <u>26,709,540.00</u>

HISTORY OF PROJECT COST AND APPORTIONMENT

	Fund Code	Proposition	Previously Authorized	Authorized This Action	Unfunded Approval This Action
<u>State Share</u>					
Modernization/Additional Grant	951-570	51	\$	\$ 16,025,724.00	\$ 16,025,724.00
<u>District Share</u>					
Cash Contribution				10,683,816.00	
Total			\$	\$ <u>26,709,540.00</u>	\$ <u>16,025,724.00</u>

Funding Source: Proposition 51 Bonds/2016-Nov.

Pursuant to the Board's action on March 11, 2009, this application has been approved and placed on the Unfunded List (Lack of AB 55 Loans). This approval does not constitute a guarantee or commitment of future State funding.

The District shall ensure that it is in compliance with all applicable laws, regulations and certifications it made on the program forms.

Based on the Board's action on June 5, 2017, this project is subject to the Grant Agreement submittal pursuant to School Facility Program Regulation Section 1859.90.4.

The District is responsible for ensuring that the project is compliant with Prevailing Wage Monitoring and/or Labor Compliance Program requirements at the time construction contracts are executed and/or construction commenced.

SCHOOL DISTRICT DATA

Application No: 57/66597-00-041 School District: Newport-Mesa Unified	County: Orange School Name: Corona Del Mar High
--	--

PROJECT DATA

Type of Project: High School Pupils Assigned Over 50 Years: K-6: 7-8: 14 9-12: 109 Non-Severe: Severe:	Application Filing Basis: Site Specific Financial Hardship Requested: No Alternative Education School: No Recommended Acres: 53.5 Existing Acres: 31.28
---	--

ADJUSTED GRANT DATA

Modernization Grant - Over 50 Yrs Prevailing Wage Monitoring Small Size Project Urban/Security/Impacted Site Accessibility/Fire Code Req. Total State Share (60%) District Share (40%) Total Project Cost	\$ 1,069,233.00 1,975.00 42,769.00 172,476.00 32,077.00 1,318,530.00 879,020.00 \$ 2,197,550.00
--	---

PROJECT FINANCING

State Share	
This Project District Share Cash Contribution Financial Hardship Total Project Cost	\$ 1,318,530.00 879,020.00 \$ 2,197,550.00

HISTORY OF PROJECT COST AND APPORTIONMENT
--

	Fund Code	Proposition	Previously Authorized	Authorized This Action	Unfunded Approval This Action
State Share					
Modernization/Additional Grant	951-570	51	\$	\$ 1,318,530.00	\$ 1,318,530.00
District Share					
Cash Contribution				879,020.00	
Total			\$	\$ 2,197,550.00	\$ 1,318,530.00

Funding Source: Proposition 51 Bonds/2016-Nov.

Pursuant to the Board's action on March 11, 2009, this application has been approved and placed on the Unfunded List (Lack of AB 55 Loans). This approval does not constitute a guarantee or commitment of future State funding.

The District shall ensure that it is in compliance with all applicable laws, regulations and certifications it made on the program forms.

Based on the Board's action on June 5, 2017, this project is subject to the Grant Agreement submittal pursuant to School Facility Program Regulation Section 1859.90.4.

The District is responsible for ensuring that the project is compliant with Prevailing Wage Monitoring and/or Labor Compliance Program requirements at the time construction contracts are executed and/or construction commenced.

SCHOOL DISTRICT DATA

Application No: 57/67173-00-010 School District: Palm Springs Unified	County: Riverside School Name: Cree (Raymond) Middle
--	---

PROJECT DATA

Type of Project: Middle School Pupils Assigned Under 50 Yrs: K-6: 7-8: 9-12: Non-Severe: Severe: Financial Hardship Requested: No Alternative Education School: No	Application Filing Basis: Site Specific Pupils Assigned Over 50 Yrs: K-6: 7-8: 62 9-12: Non-Severe: Severe: Recommended Acres: 15 Existing Acres: 25
---	---

ADJUSTED GRANT DATA

Modernization Grant - Over 50 Yrs	\$	423,088.00
Fire Detection Alarm		9,362.00
Geographic Index Factor 5 %		31,078.00
Small Size Project		50,771.00
Accessibility/Fire Code Req.		138,342.00
Total State Share (60%)		652,641.00
District Share (40%)		435,094.00
Total Project Cost	\$	1,087,735.00

PROJECT FINANCING

<u>State Share</u>	
This Project	\$ 652,641.00
<u>District Share</u>	
Cash Contribution	435,094.00
Financial Hardship	
Total Project Cost	\$ 1,087,735.00

HISTORY OF PROJECT COST AND APPORTIONMENT
--

	Fund Code	Proposition	Previously Authorized	Authorized This Action	Unfunded Approval This Action
<u>State Share</u>					
Modernization/Additional Grant	951-570	51	\$	\$ 652,641.00	\$ 652,641.00
<u>District Share</u>					
Cash Contribution				435,094.00	
Total			\$	\$ 1,087,735.00	\$ 652,641.00

Funding Source: Proposition 51 Bonds/2016-Nov.

Pursuant to the Board's action on March 11, 2009, this application has been approved and placed on the Unfunded List (Lack of AB 55 Loans). This approval does not constitute a guarantee or commitment of future State funding.

The District shall ensure that it is in compliance with all applicable laws, regulations and certifications it made on the program forms.

Based on the Board's action on June 5, 2017, this project is subject to the Grant Agreement submittal pursuant to School Facility Program Regulation Section 1859.90.4.

The District is responsible for ensuring that the project is compliant with Prevailing Wage Monitoring and/or Labor Compliance Program requirements at the time construction contracts are executed and/or construction commenced.

SCHOOL DISTRICT DATA

Application No:	57/69450-00-010	County:	Santa Clara
School District:	Franklin-McKinley Elementary	School Name:	Franklin Elementary

PROJECT DATA

Type of Project:	Elementary School	Application Filing Basis:	Site Specific
Pupils Assigned Under 50 Yrs:	K-6: 500		
	7-8:		
	9-12:		
	Non-Severe: 13		
	Severe:		
Financial Hardship Requested:	No	Recommended Acres:	14.4
Alternative Education School:	No	Existing Acres:	14.13

ADJUSTED GRANT DATA

Modernization Grant - Under 50 Yrs	\$	2,450,739.00
Fire Detection Alarm		79,114.00
Accessibility/Fire Code Req.		73,522.00
Total State Share (60%)		2,603,375.00
District Share (40%)		1,735,583.00
Total Project Cost	\$	4,338,958.00

PROJECT FINANCING

<u>State Share</u>	
This Project	\$ 2,603,375.00
<u>District Share</u>	
Cash Contribution	1,735,583.00
Financial Hardship	
Total Project Cost	\$ 4,338,958.00

HISTORY OF PROJECT COST AND APPORTIONMENT

	Fund Code	Proposition	Previously Authorized	Authorized This Action	Unfunded Approval This Action
<u>State Share</u>					
Modernization/Additional Grant	951-570	51	\$	\$ 2,603,375.00	\$ 2,603,375.00
<u>District Share</u>					
Cash Contribution				1,735,583.00	
Total			\$	\$ 4,338,958.00	\$ 2,603,375.00

Funding Source: Proposition 51 Bonds/2016-Nov.

Pursuant to the Board's action on March 11, 2009, this application has been approved and placed on the Unfunded List (Lack of AB 55 Loans).

This approval does not constitute a guarantee or commitment of future State funding.

The District shall ensure that it is in compliance with all applicable laws, regulations and certifications it made on the program forms.

The District is responsible for ensuring that the project is compliant with Prevailing Wage Monitoring and/or Labor Compliance Program requirements at the time construction contracts are executed and/or construction commenced.

Based on the Board's action on June 5, 2017, this project is subject to the Grant Agreement submittal pursuant to School Facility Program Regulation Section 1859.90.4.

SCHOOL DISTRICT DATA

Application No: 57/66894-00-011
 School District: Placer Union High

County: Placer
 School Name: Del Oro High

PROJECT DATA

Type of Project:	High School	Application Filing Basis:	Site Specific
Pupils Assigned Under 50 Yrs:	K-6:	Pupils Assigned Over 50 Yrs:	K-6:
	7-8:		7-8:
	9-12:		9-12:
	Non-Severe:		Non-Severe:
	Severe:		Severe:
Financial Hardship Requested:	No	Recommended Acres:	47
Alternative Education School:	No	Existing Acres:	51

ADJUSTED GRANT DATA

Modernization Grant - Over 50 Yrs	\$	2,813,059.00
Fire Detection Alarm		47,753.00
Accessibility/Fire Code Req.		84,392.00
Total State Share (60%)		2,945,204.00
District Share (40%)		1,963,469.00
Total Project Cost	\$	<u>4,908,673.00</u>

PROJECT FINANCING

<u>State Share</u>	
This Project	\$ 2,945,204.00
<u>District Share</u>	
Cash Contribution	1,963,469.00
Financial Hardship	
Total Project Cost	\$ <u>4,908,673.00</u>

HISTORY OF PROJECT COST AND APPORTIONMENT

	Fund Code	Proposition	Previously Authorized	Authorized This Action	Unfunded Approval This Action
<u>State Share</u>					
Modernization/Additional Grant	951-570	51	\$	\$ 2,945,204.00	\$ 2,945,204.00
<u>District Share</u>					
Cash Contribution				1,963,469.00	
Total			\$	\$ <u>4,908,673.00</u>	\$ <u>2,945,204.00</u>

Funding Source: Proposition 51 Bonds/2016-Nov.

Pursuant to the Board's action on March 11, 2009, this application has been approved and placed on the Unfunded List (Lack of AB 55 Loans).

This approval does not constitute a guarantee or commitment of future State funding.

The District shall ensure that it is in compliance with all applicable laws, regulations and certifications it made on the program forms.

Based on the Board's action on June 5, 2017, this project is subject to the Grant Agreement submittal pursuant to School Facility Program Regulation Section 1859.90.4.

The District is responsible for ensuring that the project is compliant with Prevailing Wage Monitoring and/or Labor Compliance Program requirements at the time construction contracts are executed and/or construction commenced.

SCHOOL DISTRICT DATA

Application No: 50/69120-00-020
 School District: Santa Maria-Bonita

County: Santa Barbara
 School Name: Ida Redmond Taylor Elementary

PROJECT DATA

Type of Project: Elementary School
 K-6: 130
 7-8:
 9-12:
 Non-Severe:
 Severe:
 Application Filing Basis: District Wide
 Number of Classrooms: 6
 Master Acres: 16.8
 Existing Acres: 10.83
 Proposed Acres:
 Recommended Acres: 17.1
 Facility Hardship (a): No
 Financial Hardship Requested: No
 Alternative Education School: No
 Addition to Existing Site: Yes

ADJUSTED GRANT DATA

New Construction Grant	\$ 1,585,610.00
Fire Detection Alarm	1,950.00
Sprinkler System	26,650.00
Service Site	168,353.00
Small Size Project	63,424.00
Total State Share (50%)	1,845,987.00
District Share (50%)	1,845,987.00
Total Project Cost	\$ 3,691,974.00

PROJECT FINANCING

State Share

This Project \$ 1,845,987.00

District Share

Cash Contribution 1,845,987.00

Financial Hardship

Total Project Cost **\$ 3,691,974.00**

HISTORY OF PROJECT COST AND APPORTIONMENT
--

	Fund Code	Proposition	Previously Authorized	Authorized This Action	Unfunded Approval This Action
<u>State Share</u>					
New Construction/Add. Grant	951-500	51	\$	\$ 1,845,987.00	\$ 1,845,987.00
<u>District Share</u>					
Cash Contribution				1,845,987.00	
Total			\$	\$ 3,691,974.00	\$ 1,845,987.00

Funding Source: Proposition 51 Bonds/2016-Nov.

Pursuant to the Board's action on March 11, 2009, this application has been approved and placed on the Unfunded List (Lack of AB 55 Loans). This approval does not constitute a guarantee or commitment of future State funding.

The District shall ensure that it is in compliance with all applicable laws, regulations and certifications it made on the program forms.

Based on the Board's action on June 5, 2017, this project is subject to the Grant Agreement submittal pursuant to School Facility Program Regulation Section 1859.90.4.

The District is responsible for ensuring that the project is compliant with Prevailing Wage Monitoring and/or Labor Compliance Program requirements at the time construction contracts are executed and/or construction commenced.

SCHOOL DISTRICT DATA

Application No: 50/69120-00-021

County: Santa Barbara

School District: Santa Maria-Bonita

School Name: Liberty Elementary

PROJECT DATA

Type of Project: Elementary School

K-6: 120

7-8:

9-12:

Non-Severe:

Severe:

Application Filing Basis: District Wide

Number of Classrooms: 6

Master Acres: 14.1

Existing Acres: 11.46

Proposed Acres:

Recommended Acres: 13.8

Facility Hardship (a): No

Financial Hardship Requested: No

Alternative Education School: No

Addition to Existing Site: Yes

ADJUSTED GRANT DATA

New Construction Grant	\$	1,463,640.00
Fire Detection Alarm		1,800.00
Sprinkler System		24,600.00
Service Site		71,273.00
Small Size Project		58,546.00
Total State Share (50%)		1,619,859.00
District Share (50%)		1,619,859.00
Total Project Cost	\$	3,239,718.00

PROJECT FINANCING

State Share

This Project \$ 1,619,859.00

District Share

Cash Contribution 1,619,859.00

Financial Hardship

Total Project Cost \$ 3,239,718.00

HISTORY OF PROJECT COST AND APPORTIONMENT
--

	Fund Code	Proposition	Previously Authorized	Authorized This Action	Unfunded Approval This Action
<u>State Share</u>					
New Construction/Add. Grant	951-500	51	\$	\$ 1,619,859.00	\$ 1,619,859.00
<u>District Share</u>					
Cash Contribution				1,619,859.00	
Total			\$	\$ <u>3,239,718.00</u>	\$ <u>1,619,859.00</u>

Funding Source: Proposition 51 Bonds/2016-Nov.

Pursuant to the Board's action on March 11, 2009, this application has been approved and placed on the Unfunded List (Lack of AB 55 Loans). This approval does not constitute a guarantee or commitment of future State funding.

The District shall ensure that it is in compliance with all applicable laws, regulations and certifications it made on the program forms.

Based on the Board's action on June 5, 2017, this project is subject to the Grant Agreement submittal pursuant to School Facility Program Regulation Section 1859.90.4.

The District is responsible for ensuring that the project is compliant with Prevailing Wage Monitoring and/or Labor Compliance Program requirements at the time construction contracts are executed and/or construction commenced.

SCHOOL DISTRICT DATA

Application No: 57/66522-00-086
 School District: Garden Grove Unified

County: Orange
 School Name: Marie Hare (Cont. Ed) High

PROJECT DATA

Type of Project:	High School	Application Filing Basis:	Site Specific
Pupils Assigned Under 50 Years:	K-6:	Pupils Assigned Over 50 Years:	K-6:
	7-8:		7-8:
	9-12: 93		9-12: 8
Non-Severe:		Non-Severe:	
Severe:		Severe:	
Financial Hardship Requested:	No	Recommended Acres:	7.78
Alternative Education School:	No	Existing Acres:	19.6

ADJUSTED GRANT DATA

Modernization Grant - Under 50 Yrs	\$ 598,083.00
Modernization Grant - Over 50 Yrs	71,464.00
Fire Detection Alarm	15,251.00
Small Size Project	26,782.00
Accessibility/Fire Code Req.	20,086.00
Total State Share (60%)	731,666.00
District Share (40%)	487,777.00
Total Project Cost	\$ 1,219,443.00

PROJECT FINANCING

<u>State Share</u>	
This Project	\$ 731,666.00
<u>District Share</u>	
Cash Contribution	487,777.00
Financial Hardship	
Total Project Cost	\$ 1,219,443.00

HISTORY OF PROJECT COST AND APPORTIONMENT

	Fund Code	Proposition	Previously Authorized	Authorized This Action	Unfunded Approval This Action
<u>State Share</u>					
Modernization/Additional Grant	951-570	51	\$	\$ 731,666.00	\$ 731,666.00
<u>District Share</u>					
Cash Contribution				487,777.00	
Total			\$	\$ 1,219,443.00	\$ 731,666.00

Funding Source: Proposition 51 Bonds/2016-Nov.

Pursuant to the Board's action on March 11, 2009, this application has been approved and placed on the Unfunded List (Lack of AB 55 Loans).
 This approval does not constitute a guarantee or commitment of future State funding.

The District shall ensure that it is in compliance with all applicable laws, regulations and certifications it made on the program forms.
 requirements.

Based on the Board's action on June 5, 2017, this project is subject to the Grant Agreement submittal pursuant to School
 Facility Program Regulation Section 1859.90.4.

The District is responsible for ensuring that the project is compliant with Prevailing Wage Monitoring and/or Labor Compliance
 Program requirements at the time construction contracts are executed and/or construction commenced.

SCHOOL DISTRICT DATA

Application No 54/70920-00-003
School District Santa Rosa High

County Sonoma
Charter School Roseland Charter
School Name Roseland Accelerated Middle

PROJECT DATA

Type of Project: Middle School
Pupils Assigned K-6:
7-8:
9-12:
Non-Severe:
Severe:

Non-Toilet sq. ft.: 1,920
Toilet sq. ft.:

Application Filing Basis: Charter
Number of Classrooms in This Project: 2
Master Plan Acres:
Existing Acres: 3.37
Proposed Acres:
Recommended Acres: 11.9

PROJECT FINANCING

State Share
This Project \$ 493,655.00
Charter School Share
CSFA Lease Amount 493,655.00
Cash Contribution
Total Project Cost \$ 987,310.00

PRELIMINARY GRANT DATA

Charter School Base Grant \$ 384,000.00
Urban/Security/Impacted Site 98,135.00
Accessibility/Fire Code (3%) 11,520.00
Total State Project Share (50%) 493,655.00
CSFA Lease-Payment Amount 493,655.00
Charter School Cash Contribution 0.00
Total Project Cost \$ 987,310.00

HISTORY OF PROJECT COST AND APPORTIONMENT

	Fund Code	Proposition	Preliminary Apportionment	Preliminary Apportionment This Action	Authorized This Action	Unfunded Approval This Action
<u>State Share</u>						
Charter School Grant	957-540	1D	\$ 319,127.40	\$ (319,127.40)	\$ 458,196.40	\$ 458,196.40
Charter School Grant	057-540	1D	35,458.60	(35,458.60)	35,458.60	
<u>Charter School Share</u>						
CSFA Lease Amount	957-540	1D	319,127.40	(319,127.40)	458,196.40	458,196.40
CSFA Lease Amount	057-540	1D	35,458.60	(35,458.60)	35,458.60	
Cash Contribution						
Total Project Cost			\$ <u>709,172.00</u>	\$ <u>(709,172.00)</u>	\$ <u>987,310.00</u>	\$ <u>\$916,392.80</u>

Funding Source: Proposition 1D Bonds/2006-Nov.

Pursuant to the Board's action on March 11, 2009, this application has been approved and placed on the Unfunded List (Lack of AB 55 Loans). This approval does not constitute a guarantee or commitment of future State funding.

The Applicant shall ensure that it is in compliance with all applicable laws, regulations and certifications it made on the program forms.

Based on the Board's action on June 5, 2017, this project is subject to the Grant Agreement submittal pursuant to School Facility Program Regulation Section 1859.90.4.

The Applicant is responsible for ensuring that the project is compliant with Prevailing Wage Monitoring and/or Labor Compliance Program requirements at the time construction contracts are executed and/or construction commenced.

The Applicant previously received \$70,917.20 for advance design costs.

This approval is pending a current financial soundness determination from the California School Finance Authority.

SCHOOL DISTRICT DATA

Application No 54/70920-00-004
School District Santa Rosa High

County Sonoma
Charter School Roseland Charter
School Name Roseland Accelerated Middle

PROJECT DATA

Type of Project: Middle School

Pupils Assigned K-6:
7-8: 350
9-12:
Non-Severe:
Severe:

Non-Toilet sq. ft.:
Toilet sq. ft.:

Application Filing Basis: Charter
Number of Classrooms in This Project: 13
Master Plan Acres: 11.9
Existing Acres: 3.37
Proposed Acres:
Recommended Acres: 11.9

PROJECT FINANCING

State Share
This Project \$ 7,897,559.00
Charter School Share
CSFA Lease Amount 7,897,559.00
Cash Contribution
Total Project Cost \$ 15,795,118.00

HISTORY OF PROJECT COST AND APPORTIONMENT

	Fund Code	Proposition	Preliminary Apportionment	Preliminary Apportionment This Action	Authorized This Action	Unfunded Approval This Action
<u>State Share</u>						
Charter School Grant	957-540	1D	\$ 4,603,432.50	\$ (4,603,432.50)	\$ 5,982,131.50	\$ 5,982,131.50
Charter School Grant	057-540	1D	511,492.50	(511,492.50)	511,492.50	
Charter School Grant	947-510	47			1,303,600.00	1,303,600.00
Charter School Grant	955-540	55			100,335.00	100,335.00
<u>Charter School Share</u>						
CSFA Lease Amount	957-540	1D	4,603,432.50	(4,603,432.50)	5,982,131.50	5,982,131.50
CSFA Lease Amount	057-540	1D	511,492.50	(511,492.50)	511,492.50	
CSFA Lease Amount	947-510	47			1,303,600.00	1,303,600.00
CSFA Lease Amount	955-540	55			100,335.00	100,335.00
Cash Contribution						
Total Project Cost			\$ <u>10,229,850.00</u>	\$ <u>(10,229,850.00)</u>	\$ <u>15,795,118.00</u>	\$ <u>14,772,133.00</u>

Funding Sources: Proposition 47 Bonds/2002-Nov.; Proposition 55 Bonds/2004-Mar.; Proposition 1D Bonds/2006-Nov.

Pursuant to the Board's action on March 11, 2009, this application has been approved and placed on the Unfunded List (Lack of AB 55 Loans). This approval does not constitute a guarantee or commitment of future State funding.

The Applicant shall ensure that it is in compliance with all applicable laws, regulations and certifications it made on the program forms.

Based on the Board's action on June 5, 2017, this project is subject to the Grant Agreement submittal pursuant to School Facility Program Regulation Section 1859.90.4.

The Applicant is responsible for ensuring that the project is compliant with Prevailing Wage Monitoring and/or Labor Compliance Program requirements at the time construction contracts are executed and/or construction commenced.

The Applicant previously received \$1,022,985 for advance design costs.

This approval is pending a current financial soundness determination from the California School Finance Authority.

SCHOOL DISTRICT DATA

Application No: 50/65961-00-009

County: Monterey

School District: Alisal Union

School Name: Bardin Elementary

PROJECT DATA

Type of Project: Elementary School

K-6: 50

7-8:

9-12:

Non-Severe:

Severe:

Application Filing Basis: District Wide

Number of Classrooms: 2

Master Acres: 14.7

Existing Acres: 9.5

Proposed Acres: 2

Recommended Acres: 11.2

Facility Hardship (a): No

Financial Hardship Requested: Yes

Alternative Education School: No

Addition to Existing Site: Yes

PROJECT FINANCING

State Share

This Project \$ 1,184,912.00

District Share

Cash Contribution 771,522.00

Financial Hardship 413,390.00

Total Project Cost \$ 2,369,824.00

ADJUSTED GRANT DATA

New Construction Grant \$ 609,850.00

Fire Detection Alarm 750.00

Site Acquisition 328,587.00

Service Site 85,876.00

Off-Site 14,029.00

Utilities 9,376.00

General Site 63,262.00

Small Size Project 73,182.00

Total State Share (50%) 1,184,912.00

District Share (50%) 1,184,912.00

Total Project Cost \$ 2,369,824.00

HISTORY OF PROJECT COST AND APPORTIONMENT

	Fund Code	Proposition	Previously Authorized	Authorized This Action	State Apportionment This Action
State Share					
New Construction/Add. Grant	055-500	55	\$ 325,000.00		
New Construction/Add. Grant	057-500	1D	88,390.00		
New Construction/Add. Grant	051-500	51	728,113.00	\$ 43,409.00	\$ 43,409.00
District Share					
Cash Contribution			728,113.00	43,409.00	
Financial Hardship	055-500	55	325,000.00		
Financial Hardship	057-500	1D	88,390.00		
Total			\$ 2,283,006.00	\$ 86,818.00	\$ 43,409.00

Funding Sources: Proposition 55 Bonds/2004-Mar.; Proposition 1D Bonds/2006-Nov.; Proposition 51 Bonds/2016-Nov.

Pursuant to the Board's action on September 25, 2019, the District is required to submit a complete *Fund Release Authorization* (Form SAB 50-05) on or before December 24, 2019, otherwise, the apportionment will be rescinded without further Board action and will receive a new Unfunded Approval date of December 24, 2019.

The Form SAB 50-05 submittal must contain an original signature from a designated District Representative and must be physically received by the Office of Public School Construction at 707 Third Street, West Sacramento, CA 95605 prior to the close of business on December 24, 2019.

The District shall ensure that it is in compliance with all applicable laws, regulations and certifications it made on the program forms.

Financial Hardship - This project had a previous design apportionment. However, the District has sufficient funds to cover its share of the adjusted grant approvals for its projects requesting financial hardship.

The District is responsible for ensuring the project is compliant with Prevailing Wage Monitoring and/or Labor Compliance Program requirements at the time construction contracts were executed and/or construction commenced.

Based on the Board's action on June 5, 2017, this project is subject to the Grant Agreement submittal pursuant to School Facility Program Regulation Section 1859.90.4.

This item is being amended to correct the general site grant.

SCHOOL DISTRICT DATA			
Application No	54/64733-00-103	County	Los Angeles
School District	Los Angeles Unified	Charter School	Bright Star Schools
		School Name	Rise Kohyang Middle

PROJECT DATA			PRELIMINARY GRANT DATA	
Type of Project:	Middle School		Charter School Base Grant	\$ 5,733,000.00
Pupils Assigned	K-6:	150	Site Acquisition	7,767,000.00
	7-8:	300	Total State Project Share (50%)	13,500,000.00
	9-12:		CSFA Lease-Payment Amount	13,500,000.00
	Non-Severe:		Charter School Cash Contribution	0.00
	Severe:		Total Project Cost	\$ 27,000,000.00
	Non-Toilet sq. ft.:			
	Toilet sq. ft.:			
Application Filing Basis:	Charter			
Number of Classrooms:	18			
Master Plan Acres:				
Existing Acres:				
Proposed Acres:	3.00			
Recommended Acres:	8.10			

PROJECT FINANCING	
State Share	
This Project	\$ 13,500,000.00
Charter School Share	
CSFA Lease Amount	13,500,000.00
Cash Contribution	
Total Project Cost	\$ 27,000,000.00

HISTORY OF PROJECT COST AND APPORTIONMENT					
	Fund Code	Proposition	Previously Authorized	Authorized This Action	Unfunded Approval This Action
State Share					
Charter School Grant	947-510	47	\$ 334,359.00		
Charter School Grant	955-540	55	1,977,465.00		
Charter School Grant	957-540	1D	2,847,876.00	\$ 7,767,000.00	\$ 7,767,000.00
Charter School Grant	057-540	1D	8,340,300.00	(7,767,000.00)	
Charter School Share					
CSFA Lease Amount	947-510	47	334,359.00		
CSFA Lease Amount	955-540	55	1,977,465.00		
CSFA Lease Amount	957-540	1D	2,847,876.00	7,767,000.00	7,767,000.00
CSFA Lease Amount	057-540	ID	8,340,300.00	(7,767,000.00)	
Total Project Cost			\$ 27,000,000.00	\$ 0.00	\$ 15,534,000.00

Funding Sources: Proposition 47 Bonds/2002-Nov.; Proposition 55 Bonds/2004-Mar.; Proposition 1D Bonds/2006-Nov.

As requested by the applicant, this item rescinds \$15,534,000 that was previously apportioned for advance funding for site acquisition costs.

Pursuant to the Board's action on March 11, 2009, the amount provided for advance site acquisition funding has been approved and placed on the Unfunded List (Lack of AB 55 Loans). This approval does not constitute a guarantee or commitment of future State funding.

The Applicant shall ensure that it is in compliance with all applicable laws, regulations and certifications it made on the program forms.

Based on the Board's action on June 5, 2017, this project is subject to the Grant Agreement submittal pursuant to School Facility Program Regulation Section 1859.90.4.

The Applicant is responsible for ensuring that the project is compliant with Prevailing Wage Monitoring and/or Labor Compliance Program requirements at the time construction contracts are executed and/or construction commenced.

The Applicant has received \$1,146,600 in advance design funding at the September 25, 2019 SAB meeting. This action is providing an unfunded approval for the site acquisition portion of the project.

The Multilevel, Department of Toxic Substances Control, Site Development, General Site and Urban/Security/Impacted Site grants and Inflation Factor were removed, and Site Acquisition was reduced from \$8,381,159 to \$7,767,000 as requested by the Applicant for purposes of financial soundness.

SCHOOL DISTRICT DATA

Application Number:.....50/10199-00-074	School District:.....Los Angeles County Office of Education
County:.....Los Angeles	School Name:.....Los Angeles Co. High For The Arts
Financial Hardship.....Yes	
Qualifying Financial Hardship Criteria: SFP Regulation 1859.81(c)(3).	

PURPOSE OF REPORT

To recommend accounting revisions to close out a completed project.

DESCRIPTION

A review of expenditures reported by the District has been made and the revisions indicated are necessary to close out this completed project. This is a Financial Hardship project and has savings in the amount of \$2,386,573.27. SFP Regulation Section 1859.103 states that "the State's portion of any savings declared by the district or determined by the OPSC by audit must be used to reduce the SFP financial hardship grant of that project ... any interest earned on a financial hardship project not expended on eligible project expenditures will be treated as savings and will be used to reduce the SFP financial hardship grant for that project." The District has concurred with the findings and agrees to return the State funds in the amount of \$2,386,573.27.

Detail of Final Cost & Financing			
Budget Item	Currently Approved	Required Change	Revised Approval
SFP New Construction	\$ 7,148,169.00	\$ (1,193,286.63)	\$ 5,954,882.37
SFP Multi Level Const.	857,780.00	0.00	857,780.00
SFP Site Other	25,000.00	0.00	25,000.00
SFP Service Site	849,890.00	0.00	849,890.00
SFP General Site	336,024.00	0.00	336,024.00
SFP Utilities	140,354.00	0.00	140,354.00
SFP New School	322,977.00	0.00	322,977.00
SFP Urban Security	5,877,072.00	0.00	5,877,072.00
SFP Financial Hardship	15,921,295.00	(1,193,286.64)	14,728,008.36
SFP Fire Detection/Alarm	14,175.00	0.00	14,175.00
SFP Fire Sprinklers	109,998.00	0.00	109,998.00
SFP High Performance	164,408.00	0.00	164,408.00
SFP Labor Compliance Program	75,448.00	0.00	75,448.00
Total State Apportionment	\$ 31,842,590.00	\$ (2,386,573.27)	\$ 29,456,016.73
Financing			
State (SFP)	\$ 15,921,295.00	\$ (1,193,286.63)	\$ 14,728,008.37
Financial Hardship (SFP)	15,921,295.00	(1,193,286.64)	14,728,008.36
District Contribution	0.00	0.00	0.00
Total Project Costs	\$ 31,842,590.00	\$ (2,386,573.27)	\$ 29,456,016.73

RECOMMENDATIONS

1. Approve a decrease of \$2,386,573.27 in the total project cost from \$31,842,590.00 to \$29,456,016.73.
2. Approve a decrease of \$1,193,286.63 in the State Apportionment [Bonds/2006-Nov.; 057-500] from \$15,921,295.00 to \$14,728,008.37.
3. Approve a decrease of \$1,193,286.64 in the Financial Hardship Contribution [Bonds/2006-Nov.; 057-500] from \$15,921,295.00 to \$14,728,008.36.
4. Require the District to return State funds in the amount of \$2,386,573.27.

SCHOOL DISTRICT DATA

Application Number:.....56/64733-00-020	School District:.....Los Angeles Unified
County:.....Los Angeles	School Name:.....Solano Avenue Elementary
Financial Hardship.....No	

PURPOSE OF REPORT

To recommend accounting revisions to close out a completed project.

DESCRIPTION

A review of expenditures reported by the District has been made and the revisions indicated are necessary to close out this completed project. The District was over-funded for Site Hazardous Removal funding in the amount of \$180,796.52. The District has concurred with these findings and agrees to return the State funds in the amount of \$90,398.26.

Detail of Final Cost & Financing

Budget Item	Currently Approved	Required Change	Revised Approval
SFP New Construction	\$ 1,218,875.00	\$ 0.00	\$ 1,218,875.00
SFP Multi Level Construction	146,265.00	0.00	146,265.00
SFP Service Site	256,393.00	0.00	256,393.00
SFP Offsite	286,784.00	0.00	286,784.00
SFP Utilities	28,869.00	0.00	28,869.00
SFP Small School	48,755.00	0.00	48,755.00
SFP Urban Security	688,250.00	0.00	688,250.00
SFP Site Hazardous Removal	242,506.00	(90,398.26)	152,107.74
SFP Fire Detection/Alarm	1,375.00	0.00	1,375.00
SFP High Performance	360,308.00	0.00	360,308.00
SFP Prevailing Wage Monitoring	4,098.00	0.00	4,098.00
Total State Apportionment	\$ 3,282,478.00	\$ (90,398.26)	\$ 3,192,079.74
 Financing			
District Contribution	\$ 3,282,478.00	\$ (90,398.26)	\$ 3,192,079.74
State (SFP)	3,282,478.00	(90,398.26)	3,192,079.74
Total Project Costs	\$ 6,564,956.00	\$ (180,796.52)	\$ 6,384,159.48

RECOMMENDATIONS

1. Approve a decrease of \$180,796.52 in the total project cost from \$6,564,956.00 to \$6,384,159.48.
2. Approve a decrease of \$90,398.26 in the District Contribution from \$3,282,478.00 to \$3,192,079.74.
3. Approve a decrease of \$90,398.26 in the State Apportionment [Bonds/2006-Nov.; 057-531] from \$3,282,478.00 to \$3,192,079.74.
4. Require the District to return State funds in the amount of \$90,398.26

SCHOOL DISTRICT DATA

School District: LOS ANGELES UNIFIED

Application Number: 54/64733-00-064

County: LOS ANGELES

School Name: LOU DANZLER MIDDLE SCHOOL

PURPOSE OF REPORT

To present a Charter School Facilities Program (CSFP) project for partial rescission.

DESCRIPTION

The CSFP permits a charter school or school district filing on behalf of a charter to apply for a Preliminary Charter School Apportionment for the rehabilitation of district owned existing facilities that are at least 15 years old and new construction projects. The Preliminary Charter School Apportionment for a CSFP project must be converted within a four-year period to an adjusted grant apportionment meeting all the School Facility Program (SFP) criteria, unless a single one-year extension is granted. This item rescinds the funding received for design and site costs on an adjusted grant apportionment.

AUTHORITY

See Attachment A.

BACKGROUND

The Inner City Education Foundation (Charter School) received a Preliminary Apportionment for a new construction project at the Lou Danzler Middle School at the May 2008 State Allocation Board meeting. The Charter School was approved to hold title to the project site in April 2012, and received \$6,706,904 for advance design and site acquisition costs in June 2013. The Charter School purchased a site, designed the project and received all necessary approvals from the California Department of Education and Division of the State Architect. Due to the Charter School's conversion timeline being frozen during the fiscal crisis and a request for a one-time, one-year extension, the Charter School's deadline to convert to an adjusted grant apportionment was November 13, 2016. The Charter School met this deadline and participated in the Priority Funding process. However, the Charter School was unable to submit a Fund Release Authorization (Form SAB 50-05) and received two non-participation occurrences. The unreleased adjusted grant was rescinded without board action on June 19, 2018.

STAFF ANALYSIS/STATEMENTS

The Charter School is rescinding the advance funding received for design and site acquisition costs. Prior to returning the funds received, the Charter School had to sell the site that was acquired. Escrow for the sale of the site closed on November 4, 2019. At that time, the Charter School returned to the state \$6,379,782.40, which was the CSFP Lease and state grant amounts received for site acquisition, plus interest charged from the date site acquisition funds were released to the date escrow closed, and the CSFP Lease portion of the design advance. The state grant portion of the design advance will be reduced to eligible costs incurred at a later board.

The state has received \$6,379,782.40 from the Charter School. The total amount of funds received will be returned to the corresponding Charter School Facilities Account and may be used for charter school purposes.

Design CSFP Lease Amount	Site CSFP Lease Amount	Site State Share Amount	Interest on Site Loan and State Share Amount	Total Amount Returned
\$418,511	\$2,934,941	\$2,934,941	\$91,389.40	\$6,379,782.40

RECOMMENDATIONS

1. Rescind the design advance CSFP Lease amount of \$418,511 [Bonds/2006-Nov.; 057-540] from \$418,511 to \$0.
2. Rescind the site advance SFP State Share and CSFP Lease amount of \$5,869,882 [\$4,877,317.10 Bonds/2006-Nov.; 057-540 and \$992,564.90 Bonds/2002-Nov.; 047-510] from \$5,869,882 to \$0.
3. Return interest in the amount of \$91,389.40 to the Charter School Facilities Account [\$76,964.43 Bonds/2006-Nov.; 057-540 and \$14,424.97 Bonds/2002-Nov.; 047-510].

ATTACHMENT A

AUTHORITY

School Facility Program Regulation Section 1859.107. Amending and Withdrawal of Applications.

A funding application that received an apportionment under Chapter 12 or Chapter 12.5 may not be rescinded and re-approved under the provisions of any amended law or administrative regulation unless specifically authorized by other applicable law.

A funding application, with the exception of funding applications identified in Subsection (a) below, that has received an approval pursuant to Section 1859.95, but has not received an apportionment, may receive an adjustment as allowed under Sections 1859.71, 1859.71.2(c), 1859.78.4(b) or 1859.78 at the time the apportionment is made. If the adjustment is a result of Sections 1859.71.2(c) or 1859.78.4(b), the district must submit an amended Form SAB 50-04. The amended application shall retain its OPSC processing date. No other adjustments may be made, including those resulting from changes to the regulations prior to final funding by the SAB. As an alternative, the application may be withdrawn and resubmitted for SAB approval under the provisions of any amended or new regulation that becomes effective prior to the apportionment for the project. The district must first request from the OPSC that the application be withdrawn and removed from the Unfunded List. The district may then resubmit the application to the OPSC under the provisions of the amended or new regulation once it is effective. The resubmitted application will receive a new processing date by the OPSC. School districts that have already received a site apportionment under Section 1859.81.1(a) may withdraw the application and file as an environmental hardship pursuant to Section 1859.75.1 without forfeiting their original site apportionment, provided that the new application does not exceed the amount already apportioned.

A funding application, with the exception of funding applications identified in Subsection (a) below, submitted to the OPSC that has not received an approval will receive funding under the provisions of the regulations that were in effect when the application was submitted to the OPSC and any funding adjustment authorized by Sections 1859.71.2(c) or 1859.78.4(b). If the funding adjustment is a result of Sections 1859.71.2(c) or 1859.78.4(b), the district must submit an amended Form SAB 50-04. The amended application shall retain its OPSC processing date.

At the option of the district, a funding application submitted to the OPSC that has not received an approval may be withdrawn and resubmitted for SAB approval under the provisions of any amended or new regulation once it is effective. The district must request that the application be withdrawn and removed from the OPSC workload list.

The resubmitted application will receive a new processing date by the OPSC.

At the option of the district, an Approved Application for Career Technical Education Facilities Project Funding submitted to OPSC prior to January 1, 2012 may be resubmitted for the purpose of requesting the funding as prescribed in Section 1859.71.6 or Section 1859.77.4, as applicable. To request that funding, the district must submit an amended Form SAB 50-10 at least 90 days prior to requesting an Apportionment pursuant to Section 1859.90.1 or 1859.90.2 or receiving an Apportionment pursuant to Section 1859.195. The amended application shall retain its original OPSC processing date.

- (a) A district that submitted an Approved Application request for either a Modernization Adjusted Grant or a Separate Design Apportionment for a modernization project pursuant to Section 1859.81.1 that meets the criteria in (1) and (2) below must submit a new Form SAB 50-04 that meets the criteria in Subsections (b) or (c) no later than 60 calendar days after the effective date (September 16, 2002) of this Subsection:
- (1) The Approved Application was received by the OPSC after April 29, 2002 but no later than the date this Subsection becomes effective (September 16, 2002).
 - (2) The Approved Application has not received an approval or has received an approval pursuant to Section 1859.95, but has not received an apportionment.

ATTACHMENT A
AUTHORITY (cont.)

- (b) The new Form SAB 50-04 identifies the same number of pupils assigned to the original project or a lesser amount that is not less than 37.5 percent of the pupils originally assigned to the project (round up). In this case, the district will be required to contribute additional funds to the project to meet the 40 percent district contribution required pursuant to Section 1859.79(b). If the project was approved as a financial hardship project under the provisions of Section 1859.81, the project shall maintain its financial hardship status, however, the district will be subject to a financial review pursuant to Section 1859.81(a) to determine if there are additional district funds available for the project.
- (c) The new Form SAB 50-04 identifies a lesser number of pupils assigned to the project that does not exceed an amount determined by multiplying the pupils assigned to the original project by 37.5 percent (round down). In this case, the district will not be required to contribute additional funds to the project to meet the 40 percent district contribution required pursuant to Section 1859.79(b).
- (d) If a new Form SAB 50-04 is submitted under the provisions of subsection (b), the Architect of Record or Design Professional certification made on the original Form SAB 50-04 will be accepted as satisfying the requirements of the new Form SAB 50-04.
- (e) Any Approved Application request that meets the requirements of Subsection (a) will be withdrawn 60 calendar days after the date Subsection (a) becomes effective (September 16, 2002) if the district does not submit a new Form SAB 50-04 conforming to either Subsections (b) or (c).

Any application for eligibility determination that has received an approval may be amended to comply with provisions of an amended or new regulation once it is effective. The amended application will receive a new processing date by the OPSC.

Any application for eligibility determination that has not received an approval may be amended at any time to conform to an amended or new regulation. The application shall retain its OPSC processing date.

Any application for new construction eligibility determination that has received an approval must be amended to conform to Regulation Section 1859.51(l) prior to submittal of Form SAB 50-04.

Any application for new construction eligibility determination that has not received an approval must be amended to conform to Form SAB 50-02 and Form SAB 50-03 prior to submittal of Form SAB 50-04.

Any application for modernization eligibility determination that has received an approval must be amended to conform to Regulation Section 1859.61(g) prior to submittal of Form SAB 50-04.

Any application for modernization eligibility determination that has not received an approval must be amended to conform to Form SAB 50-03 prior to submittal of Form SAB 50-04.

Districts that have received an approval of eligibility on a HSAA or Super HSAA are not required to re-establish eligibility under the provisions of Section 1859.41(a).

Districts that have requested eligibility determination on a HSAA or Super HSAA that have not received an approval must comply with the provisions of Section 1859.41(a) prior to submittal of Form SAB 50-04. The amended eligibility application shall retain its original OPSC processing date.

A district that has received an approval of its eligibility determination on a district-wide, HSAA or Super HSAA basis, but received no New Construction Grant(s), may re-file on another eligibility determination basis provided it withdraws all previously submitted Form SAB 50-04 requests for New Construction Grant(s), including those on the Unfunded List.

Note: Authority cited: Sections 17070.35 and 17078.72(l), Education Code.

Reference: Sections 17070.35, 17070.63, 17074.15, 17074.16 and 17074.56, Education Code.

ATTACHMENT A
AUTHORITY (cont.)

Section 1859.167.2. Preliminary Apportionment Rescissions.

- (a) For projects apportioned on or before February 23, 2005 that are rescinded by the Board for purposes other than those outlined in Section 1859.166, the following will occur upon rescission:
 - (1) the SFP New Construction Eligibility will be increased for the pupils assigned to the Preliminary Charter School Application for the school district that physically contains the Charter School within its geographical boundaries.
 - (2) Those projects that have received an advanced release of funds as provided in Section 1859.164.2(a), shall be reduced to costs incurred and closed-out pursuant to Section 1859.106 with a corresponding SFP new construction baseline eligibility adjustment for the pupils assigned to the Preliminary Charter School Application.
- (b) For projects apportioned on July 2, 2003 that are rescinded by the Board for purposes other than those outlined in Section 1859.166, the funds shall be returned to the program as follows:
 - (1) A fund shall be established within the 2002 Charter School Facilities Account to be known as the Conversion Increase Fund. An amount equal to \$16,634,364 from Preliminary Charter School Apportionments rescinded on or before April 25, 2007 shall be transferred, on a one time basis, from the Unrestricted Charter School Fund to the Conversion Increase Fund established within that same account. The Conversion Increase Fund shall be used for the purposes outlined in Section 1859.167(b)(4).
 - (2) Funds available due to projects that rescind after April 25, 2007 shall be transferred to the Unrestricted Charter School Fund within the 2002 Charter School Facilities Account.
- (c) For projects apportioned on February 23, 2005 that are rescinded by the Board for purposes other than those outlined in Section 1859.166, the funds shall be returned to the program as follows:
 - (1) A fund shall be established within the 2004 Charter School Facilities Account to be known as the Conversion Increase Fund. This fund shall be used for the purposes outlined in Section 1859.167(b)(4). This fund shall include all amounts from Preliminary Charter School Apportionments rescinded from the 2004 Charter School Facilities Account on or before April 25, 2007, plus the amounts initially reserved for the DTSC/Relocation Fund and the Hazardous Material/Waste Removal Fund established in Section 1859.163.3.
 - (2) Funds available due to project rescissions after April 25, 2007 including both the Preliminary Apportionment reservation and any amount available pursuant to subsection (c)(1) above that is not needed for a Final Charter School Apportionment, shall first be used to replenish the DTSC/Relocation Fund and the Hazardous Material/Waste Removal Fund until the cumulative deposits made back into the funds total the amount of funds initially reserved. Once these funds have been replenished, future rescinded amounts shall be returned to the Unrestricted Charter School Fund.
- (d) The maximum amount available for each individual Final Charter School Apportionment from the 2002 and/or 2004 Conversion Increase Fund shall be equal to the ratio of the project's Preliminary Charter School Apportionment to the total value of preliminary charter school apportionments awarded on February 23, 2005, for those recipients eligible for these Conversion Increase Fund funds, multiplied by the sum of the amount of funds available for the Conversion Increase Fund in both the 2002 and 2004 Charter School Facilities Accounts.
- (e) For projects apportioned after February 23, 2005 any rescinded amounts shall be transferred into the Unrestricted Charter School Fund in the appropriate Charter School Facilities Account. Projects shall be rescinded pursuant to the process described in subsection (a) above with the exception that any adjustments to the baseline eligibility shall be based on the ratio of the number of unhoused pupils pursuant to Section 1859.162.2 and the project capacity which generated the project funding to the eligible expenditures.

Any funds released are subject to the fifty percent local matching share requirement as required by Education Code
Section 17078.54(d).

Note: Authority cited: Sections 17070.35 and 17078.64, Education Code.
Reference: Section 17078.54, Education Code.

ATTACHMENT A
AUTHORITY (cont.)

Section 1859.90.2. Priority Funding Process.

The priority funding process allows the Board to distribute available funds to districts or charter schools that request, pursuant to (a) or (b) below, as applicable, an Apportionment or an advance release of funds from a Preliminary Apportionment or Preliminary Charter School Apportionment, during specific 30-calendar day filing periods beginning with July 27, 2011 and continuing with the 2nd Wednesday of January and the 2nd Wednesday of July of 2012. Requests submitted during the filing periods described above are valid until the next filing period begins. The specific 30-calendar day filing periods subsequent to 2012 begin with January 9, 2013 and continue with the 2nd Wednesday of May and the 2nd Wednesday of November, each calendar year. Requests submitted during the filing period beginning with January 9, 2013 are valid until June 30, 2013. Requests submitted during a filing period beginning with the 2nd Wednesday of May are valid from July 1 until December 31 of that year. Requests submitted during a filing period beginning with the 2nd Wednesday in November are valid from January 1 until June 30 of the following year. Requests must be physically received by the OPSC by the 30th calendar day of each filing period to be considered valid.

- (a) In order to be considered for an Apportionment, approved advance release of design funds from a Preliminary Charter School Apportionment, or approved advance release of environmental hardship site acquisition funds from a Preliminary Apportionment, the district or charter school must provide a priority funding request in the form of a written statement signed by an authorized representative that includes each of the project Application numbers, and the type of Apportionment request (e.g., Apportionment, separate Apportionment for design or site acquisition), within the 30-calendar day filing period, and shall contain the following:
- (1) Statement that the request is to convert the unfunded approval to an Apportionment or to receive an approved advance release of funds; and
 - (2) Acknowledgement that a valid, original signature Form SAB 50-05 must be submitted and physically received by the OPSC within 90 calendar days of Apportionment or approved advance release of funds request, except for a Career Technical Education Facilities Project in (a)(5), and that failure to do so will result in the rescission of the Apportionment or approved advance release of funds request without further Board action; and
 - (3) Acknowledgement that a Grant Agreement must be submitted pursuant to Section 1859.90.4 and physically received by the OPSC prior to, or concurrently with, the Form SAB 50-05 referenced in (a)(2); and
 - (4) Acknowledgement that, if the district submits the Form SAB 50-05 on or after July 1, 2013 and is required to submit an LCP third party report, pursuant to Section 1859.97(b), the report will be submitted to the OPSC and the DIR at least 60 days prior to submitting the Form SAB 50-05; and
 - (5) For those receiving an Apportionment, acknowledgement that by participating in the priority funding process, the district or charter school is waiving its right to the 18 month timeline for fund release submittal described in Section 1859.90.
 - (6) For a Career Technical Education Facilities Project that was granted an unfunded approval without the required CDE plan approval and/or required DSA-approved plans and specifications, the applicant's request must include:
 - (A) Acknowledgement that the applicant must submit the required approval(s) to the OPSC within 12 months from the date of the Apportionment. If the required submittal(s) is not received within 12 months, the Apportionment shall be rescinded without further Board action pursuant to Section 1859.197(c)(1); and
 - (B) Acknowledgement that a valid, original signature Form SAB 50-05 must be submitted and physically received by the OPSC within 90 calendar days of the submittal described in (6)(A) and that failure to do so will result in the rescission of the Apportionment without further Board action; and
 - (C) Acknowledgement that a Grant Agreement must be submitted pursuant to Section 1859.90.4 and physically received by the OPSC prior to, or concurrently with, the Form SAB 50-05 referenced in (a)(6)(B).

ATTACHMENT A
AUTHORITY (cont.)

- (b) In order to be considered for an approved advance release of site acquisition funds from a Preliminary Charter School Apportionment, the district or charter school must provide a priority funding request in the form of a written statement signed by an authorized representative within the 30-calendar day filing period, and shall contain all of the following:
- (1) Statement that the request is to convert the advance release of funds to an approved advance release of funds request; and,
 - (2) Acknowledgement that a valid, original signature Form SAB 50-05 must be submitted and physically received by the OPSC within 180 calendar days of the approved advance release of funds request and that failure to do so will result in the rescission of the approved advance release of funds request without further Board action; and
 - (3) Acknowledgement that a Grant Agreement must be submitted pursuant to Section 1859.90.4 and physically received by the OPSC prior to, or concurrently with, the Form SAB 50-05 referenced in (b)(2); and
 - (4) Acknowledgement that it must provide evidence that it has entered into the Charter School Agreements within 90 calendar days of approval of the advance release of funds request and that failure to do so will result in the rescission of the approval without further Board action.
- (c) If a district or charter school receives an Apportionment or approved advance release of funds request through the priority funding process, the OPSC must receive a valid, original signature copy of the Form SAB 50-05 within the specified time period, pursuant to (a)(2), (a)(6) or (b)(2), as applicable, and a Grant Agreement, pursuant to (a)(3), (a)(6)(C), or (b)(3), as applicable. Upon submittal of the original signature copy of the Form SAB 50-05, if OPSC determines that the Form SAB 50-05 is not valid, the district will have ten business days to amend the Form SAB 50-05 in order to make the Form SAB 50-05 valid. If the OPSC does not receive a valid, original signature copy of the Form SAB 50-05 within the time period:
- (1) The priority funding Apportionment or approved advance release of funds request shall be rescinded without further Board action, and
 - (2) If the Application is not subject to rescission pursuant to Section 1859.90.3(c) as defined in Section 1859.90.3(d), the Application shall return to the Unfunded List (Lack of AB 55 Loans) with a new unfunded approval date that is 90 calendar days from the date of Apportionment or approval of the advance release of funds request.
- (d) In the event that the amount of requests received during a specific 30-calendar day filing period exceeds the funds available, the Board shall apportion based on the unfunded approval date and the Application received date up to the available cash from each bond source. Projects that have requested to participate in the priority funding process for which an Apportionment cannot be provided shall retain their date order position on the Unfunded List (Lack of AB 55 Loans). Requests not converted to Apportionments will not be returned to the district or kept by the OPSC.
- (e) For purposes of this section “rescinded” or “rescission” shall mean that the Apportionment or approved advance release of funds request returns to unfunded approval status with a new unfunded approval date, except for (a)(5)(A). The new unfunded approval date will be 90 calendar days from the Apportionment date. The district or charter school will not be required to re-submit the Application and no further Application review will be required.

Note: Authority cited: Section 17070.35, Education Code.

Reference: Sections 17072.12, 17072.30, 17074.16, 17076.10, 17077.40, 17077.42 and 17077.45, Education Code.

ATTACHMENT A

AUTHORITY (cont.)

Section 1859.90.3. Participation in the Priority Funding Process.

This section applies to Applications for funding for new construction, modernization, Overcrowding Relief Grant, Career Technical Education Facilities Program, Facility Hardship pursuant to Section 1859.82 and rehabilitation pursuant to Section 1859.83(e), and Charter School Facilities Program, excluding advance release of design and/or site acquisition funds from a Preliminary Charter School Apportionment.

- (a) For each Application on the Unfunded List (Lack of AB 55 Loans) for new construction, modernization, Facility Hardship pursuant to Section 1859.82 or rehabilitation pursuant to Section 1859.83(e), the occurrences of (1) or (2) below shall be limited after the effective date of this regulation section [March 25, 2013]. For each Application on the Unfunded List (Lack of AB 55 Loans) for Overcrowding Relief Grant, Career Technical Education Facilities Program, and Charter School Facilities Program, excluding advance release of design and/or site acquisition funds from a Preliminary Charter School Apportionment, the occurrences of (1) or (2) below shall be limited after the effective date of this regulation section [October 1, 2014]:
 - (1) The district abstains from participating in a priority funding 30-calendar day filing period described in Section 1859.90.2 for the Application on the Unfunded List (Lack of AB 55 Loans).
 - (2) The Application receives a priority funding Apportionment pursuant to Section 1859.90.2(a), and the district fails to meet the fund release requirements pursuant to Section 1859.90.2(c).
- (b) The first occurrence of (a)(1) or (a)(2) shall result in the following, as applicable:
 - (1) If (a)(1) occurs, the Application shall retain its place on the Unfunded List (Lack of AB 55 Loans).
 - (2) If (a)(2) occurs, the priority funding Apportionment shall be rescinded and the Application shall be returned to the Unfunded List (Lack of AB 55 Loans) pursuant to Section 1859.90.2(c)(2).
- (c) If subsection (b) has occurred, a subsequent occurrence of either (a)(1) or (a)(2) shall result in the rescission of the Application's Apportionment and/or unfunded approval, as applicable, and the removal of the Application from the Unfunded List (Lack of AB 55 Loans) without further Board action. The Application shall be returned to the applicant.
- (d) For purposes of subsection (c), "rescinded" or "rescission" of an unfunded approval shall mean that the bond authority associated with the Apportionment or unfunded approval, as applicable, returns to the appropriate School Facility Program bond authority source for reallocation. If applicable, the pupils housed in the project will be added back to the district's baseline eligibility pursuant to Sections 1859.51(d) for new construction or 1859.61(d) for modernization.

Note: Authority cited: Section 17070.35, Education Code.

Reference: Sections 17072.12, 17072.30, 17074.16 and 17076.10, Education Code.

SCHOOL FACILITY PROGRAM

SUBSTANTIAL PROGRESS REDUCTION TO COSTS INCURRED

PURPOSE OF REPORT

To present School Facility Program (SFP) project apportionment to be reduced to eligible costs incurred.

DESCRIPTION

The SFP project listed on the Attachment is a financial hardship County Office of Education (COE) that received a separate design fund release. The COE has either requested to have their project reduced to costs incurred or has not met the substantial progress requirement or has indicated that they will be unable to move forward with the SFP project listed on the Attachment. The COE has requested that their apportionment be reduced to costs incurred to recognize eligible costs for the separate design phase.

AUTHORITY

Pursuant to Education Code Section 17076.10(b), sufficient evidence of substantial progress for the design, site and adjusted grant apportionments shall be due 18 months from the date any funds were released to the district. The SFP Regulation Section 1859.105 requires that when an apportionment is reduced to project costs incurred or rescinded, all State funds not used to finance eligible expenditures are to be returned to the State Allocation Board (SAB). The SFP Regulations also stipulate that interest earned on State funds, which is not used to finance eligible expenditures, is due to the SAB.

RECOMMENDATIONS

1. Find that the COE is unable to meet the substantial progress requirements or indicated that they will be unable to move forward with the project listed on the Attachment.
2. Reduce the funded apportionment to costs incurred for the project listed on the Attachment.
3. Direct Staff to adjust the COE baseline eligibility, according to the increases (identified in the "Pupils Returned to the District's Baseline" column) on the Attachment, once all funds due to the State have been received.

**ATTACHMENT
SCHOOL FACILITY PROGRAM
SUBSTANTIAL PROGRESS REDUCTION TO COSTS INCURRED
State Allocation Board Meeting, December 9, 2019**

		Pupil Grant Adjustments			Grant Adjustments				
		Original Pupils Assigned to Apportionment		Pupils Returned to the District's Baseline					
	District/ County/ Application Number	Type of Pupils	Number of Pupils	Number of Pupils	State/FH Contribution	District Contribution	Interest	Amount of Eligible Expenditures	Reduction in Apportionment
Design Grant	Amador County Office of Education Amador 50/10033-00-005	9-12	108	106	\$274,773.50	\$274,773.50	\$10,036.64	\$59,071.00	\$500,512.64
TOTAL:									\$500,512.64

Facility Hardship / Rehabilitation Program

Facility Hardship / Rehabilitation Program

School District Data

School District: Big Creek Elementary
Application Number: 58/62026-00-001
Total District Enrollment: 45
County: Fresno

School Name: Big Creek Elementary
Project Grade Level: K-6
Financial Hardship: No

Type of Request

State Allocation Board (Board) approval for placement on the Unfunded List (Lack of AB 55 Loans) for a School Facility Program (SFP) Facility Hardship Rehabilitation project.

Total Project Cost: \$312,280.00
Cost to the State: \$187,368.00

Description

Description of Health and Safety Threat

A Structural Engineer's Report by Parrish Hansen, Inc. Structural Engineers, dated February 6, 2019 identified structural deficiencies in the concrete block retaining wall below the basketball courts at the Big Creek Elementary School site. The report describes "excessive out-of-plane deflections" and "vertical fracture lines indicating masonry shear failure" caused by extreme soil pressures. Based on this structural analysis, the report concludes that "the wall is considered to be in a state of imminent safety threat" and due to the type of failures observed, mitigation "should be performed immediately".

Scope of Project

The project consists of the removal of the removal and replacement of the retaining wall.

Status of School Site

The District anticipates beginning work in the summer of 2020.

Qualifying Criteria

Government/State Level Concurrence

The Division of the State Architect conducted a site visit and has provided written concurrence dated August 6, 2019 supporting the Industry Specialist's findings and recommended work to mitigate the health and safety threat.

Staff Supports the District's Request

Yes

Site Visit Completed by Staff

Staff accepted detailed reports from an industry specialist and photographs in lieu of a site visit.

Authority

See Attachment A

Recommendation

Approve the District's request for an unfunded approval for rehabilitation funding to be used for the removal and replacement of the retaining wall at Big Creek Elementary School, pursuant to the SFP Regulation Section 1859.83(e) as shown on Attachment B.

AUTHORITY

Education Code (EC) Section 17075.10(a) states:

A school district may apply for hardship assistance in cases of extraordinary circumstances. Extraordinary circumstances may include, but are not limited to, the need to repair, reconstruct, or replace the most vulnerable school facilities that are identified as a Category 2 building, as defined in the report submitted pursuant to Section 17317, determined by the department to pose an unacceptable risk of injury to its occupants in the event of a seismic event.

SFP Regulation Section 1859.82 states, “A district is eligible for facility hardship funding to repair, replace, or construct new classrooms and related facilities if the district demonstrates there is an unmet need for pupil housing or the condition of the facilities, or the lack of facilities, is a threat to the health and safety of the pupils.”

SFP Regulation Section 1859.82(a)(1) provides for Facility Hardship grant funding when:

The facilities are needed to ensure the health and safety of the pupils if the district can demonstrate to the satisfaction of the Board that the health and safety of the pupils is at risk. Factors to be considered by the Board shall include the close proximity to a major freeway, airport, electrical facility, high power transmission lines, dam, pipeline, industrial facility, adverse air quality emission or other health and safety risks, including structural deficiencies required by the DSA to be repaired, seismic mitigation of the Most Vulnerable Category 2 Buildings as verified by the DSA, traffic safety or because the pupils reside in remote areas of the district and transportation to existing facilities is not possible or poses a health and safety risk.

SFP Regulation Section 1859.82(a)(1)(A)(1) states,

If the total cost to remain in the classroom or related facility is 50 percent or less than the Current Replacement Cost, the district may qualify for either grant below, as applicable:

- a. Modernization Excessive Cost Hardship Grant for Rehabilitation Costs pursuant to Section 1859.83(e), or
- b. A grant not to exceed 50 percent of the cost estimate that has been reviewed and approved by the OPSC and approved by the Board for seismic repair.

Regulation Section 1859.83(e) states:

Excessive Cost for rehabilitation of facilities the Board has determined are a health and safety risk to the pupils pursuant to Section 1859.82(a)(1) and the cost/benefit analysis to mitigate the problem and remain in the facility is less than 50 percent of the Current Replacement Cost of the facility. The cost/benefit analysis shall not include increased costs associated with high performance related costs or components, with the exception of those high performance components that were pre-existing in the classroom or related facility. If the district qualifies, the district is eligible for funding of Rehabilitation Costs as a modernization project. If the Approved Application is received on or before April 29, 2002, the grant amount provided is 80 percent of the amount of the cost estimate required in Section 1859.82(a)(1) that has been reviewed by the OPSC and approved by the Board. If the Approved Application is received after April 29, 2002, the grant amount provided is 60 percent of the amount of the cost estimate required in Section 1859.82(a)(1) that has been reviewed by the OPSC and approved by the Board. An additional grant may be provided for high performance incentive pursuant to Section 1859.77.4 provided that the high performance points attained are related to the scope of the Facility Hardship project. For any project funded in whole or in part from Proposition 47 or Proposition 55 for which the construction contract is

ATTACHMENT A

awarded prior to January 1, 2012, the district may be eligible for the funding provided to initiate and enforce a LCP as prescribed in Section 1859.78.1(a). For any project for which the construction contract is awarded on January 1, 2012 through June 19, 2014, the grant may be adjusted in the manner prescribed in Section 1859.78.1(b) and subject to the limitations established in Section 1859.78.1(c).

SAB Meeting: December 9, 2019

Modernization - Adjusted Grant Approval

SCHOOL DISTRICT DATA

Application No: 58/62026-00-001 County: Fresno
 School District: Big Creek Elementary School Name: Big Creek Elementary

PROJECT DATA

Type of Project: Elementary School Application Filing Basis: Site Specific
 Pupils Assigned Under 50 Yrs: K-6:
 7-8:
 9-12:
 Non-Severe:
 Severe:
 Financial Hardship Requested: No Recommended Acres: 3.6
 Alternative Education School: No Existing Acres: 2.8

ADJUSTED GRANT DATA

Project Assistance	\$ 3,978.00
Rehabilitation	183,390.00
Total State Share (60%)	187,368.00
District Share (40%)	124,912.00
Total Project Cost	\$ <u>312,280.00</u>

PROJECT FINANCING

<u>State Share</u>	
This Project	\$ 187,368.00
<u>District Share</u>	
Cash Contribution	124,912.00
Financial Hardship	
Total Project Cost	\$ <u>312,280.00</u>

HISTORY OF PROJECT COST AND APPORTIONMENT

	Fund Code	Proposition	Previously Authorized	Authorized This Action	State Apportionment This Action
<u>State Share</u>					
Modernization/Additional Grant	951-570	51	\$	\$ 187,368.00	\$ 187,368.00
<u>District Share</u>					
Cash Contribution				124,912.00	
Total			\$	\$ <u>312,280.00</u>	\$ <u>187,368.00</u>

Funding Source: Proposition 51 Bonds/2016-Nov.

Pursuant to the Board's action on March 11, 2009, this application has been approved and placed on the Unfunded List (Lack of AB 55 Loans).

This approval does not constitute a guarantee or commitment of future State funding.

The District shall ensure that it is in compliance with all applicable laws, regulations and certifications it made on the program forms.

Based on the Board's action on June 5, 2017, this project is subject to the Grant Agreement submittal pursuant to School Facility Program Regulation Section 1859.90.4.

The District is responsible for ensuring that the project is compliant with Prevailing Wage Monitoring and/or Labor Compliance Program requirements at the time construction contracts are executed and/or construction commenced.

Facility Hardship / Rehabilitation Program

School District Data

School District: Buckeye Union Elementary
Application Number: 58/61838-00-001
Total District Enrollment: 6,168
County: El Dorado

School Name: Blue Oak Elementary
Project Grade Level: K-5
Financial Hardship: No

Type of Request

State Allocation Board (Board) approval for placement on the Unfunded List (Lack of AB 55 Loans) for a School Facility Program (SFP) Facility Hardship Rehabilitation project.

Total Project Cost: \$305,624
Cost to the State: \$183,374

Description

Description of Health and Safety Threat

The Structural Engineer's Reports by Barrish Pelham Consulting Engineers, dated June 11 and June 15, 2018, identified structural problems in the Multi-Purpose Building at Blue Oak Elementary School. The industry specialist determined that the "as-built conditions compromised the structural integrity to the roof framing over the [Multi-Purpose] room, kitchen roof, southwest wall framing, and lateral resisting system (shear walls) at the building's southwest corner." As such, it was concluded that the conditions "presented a threat to the health and safety of the building's occupants."

Based on the Cost-Benefit Analysis, this application qualified for rehabilitation funding for the minimum work required to mitigate the structural deficiencies. The District will use this funding toward the replacement and repair of the wall framing and sheathing as well as the joists over the kitchen and the high roof parapet at the building's southwestern corner.

Scope of Project

The project consists of the replacement and repair of the southwestern corner of the Multi-Purpose Building at Blue Oak Elementary.

Status of School Site

The District completed the project in October of 2018.

Qualifying Criteria

Government/State Level Concurrence

The Division of the State Architect has provided written concurrence on June 3, 2019 that supports the industry specialist's findings and recommended work to mitigate the health and safety threat present at the Multi-Purpose Building.

Staff Supports the District's Request: Yes

Site Visit Completed by Staff

Staff accepted detailed reports from an industry specialist and photographs in lieu of a site visit.

Authority

See Attachment A

Recommendation

Approve the District's request for an unfunded approval for rehabilitation funding to be used towards the rehabilitation of the Multi-Purpose Building (Building B) at Blue Oak Elementary School, pursuant to SFP Regulation Section 1859.83(e) as shown on Attachment B.

AUTHORITY

Education Code (EC) Section 17075.10(a) states:

A school district may apply for hardship assistance in cases of extraordinary circumstances. Extraordinary circumstances may include, but are not limited to, the need to repair, reconstruct, or replace the most vulnerable school facilities that are identified as a Category 2 building, as defined in the report submitted pursuant to Section 17317, determined by the department to pose an unacceptable risk of injury to its occupants in the event of a seismic event.

SFP Regulation Section 1859.82 states, “A district is eligible for facility hardship funding to repair, replace, or construct new classrooms and related facilities if the district demonstrates there is an unmet need for pupil housing or the condition of the facilities, or the lack of facilities, is a threat to the health and safety of the pupils.”

SFP Regulation Section 1859.82(a)(1) provides for Facility Hardship grant funding when:

The facilities are needed to ensure the health and safety of the pupils if the district can demonstrate to the satisfaction of the Board that the health and safety of the pupils is at risk. Factors to be considered by the Board shall include the close proximity to a major freeway, airport, electrical facility, high power transmission lines, dam, pipeline, industrial facility, adverse air quality emission or other health and safety risks, including structural deficiencies required by the DSA to be repaired, seismic mitigation of the Most Vulnerable Category 2 Buildings as verified by the DSA, traffic safety or because the pupils reside in remote areas of the district and transportation to existing facilities is not possible or poses a health and safety risk.

SFP Regulation Section 1859.82(a)(1)(A)(1) states,

If the total cost to remain in the classroom or related facility is 50 percent or less than the Current Replacement Cost, the district may qualify for either grant below, as applicable:

- a) Modernization Excessive Cost Hardship Grant for Rehabilitation Costs pursuant to Section 1859.83(e), or
- b) A grant not to exceed 50 percent of the cost estimate that has been reviewed and approved by the OPSC and approved by the Board for seismic repair.

Regulation Section 1859.83(e) states:

Excessive Cost for rehabilitation of facilities the Board has determined are a health and safety risk to the pupils pursuant to Section 1859.82(a)(1) and the cost/benefit analysis to mitigate the problem and remain in the facility is less than 50 percent of the Current Replacement Cost of the facility. The cost/benefit analysis shall not include increased costs associated with high performance related costs or components, with the exception of those high performance components that were pre-existing in the classroom or related facility. If the district qualifies, the district is eligible for funding of Rehabilitation Costs as a modernization project. If the Approved Application is received on or before April 29, 2002, the grant amount provided is 80 percent of the amount of the cost estimate required in Section 1859.82(a)(1) that has been reviewed by the OPSC and approved by the Board. If the Approved Application is received after April 29, 2002, the grant amount provided is 60 percent of the amount of the cost estimate required in Section 1859.82(a)(1) that has been reviewed by the OPSC and approved by the Board. An additional grant may be provided for high performance incentive

ATTACHMENT A

pursuant to Section 1859.77.4 provided that the high performance points attained are related to the scope of the Facility Hardship project. For any project funded in whole or in part from Proposition 47 or Proposition 55 for which the construction contract is awarded prior to January 1, 2012, the district may be eligible for the funding provided to initiate and enforce a LCP as prescribed in Section 1859.78.1(a). For any project for which the construction contract is awarded on January 1, 2012 through June 19, 2014, the grant may be adjusted in the manner prescribed in Section 1859.78.1(b) and subject to the limitations established in Section 1859.78.1(c).

SAB Meeting: December 9, 2019

Modernization - Adjusted Grant Approval

SCHOOL DISTRICT DATA

Application No:	58/61838-00-001	County:	El Dorado
School District:	Buckeye Union Elementary	School Name:	Blue Oak Elementary

PROJECT DATA

Type of Project:	Elementary School	Application Filing Basis:	Site Specific
Pupils Assigned Under 50 Yrs:	K-6: 7-8: 9-12: Non-Severe: Severe:		
Financial Hardship Requested:	No	Recommended Acres:	10.2
Alternative Education School:	No	Existing Acres:	10.2

ADJUSTED GRANT DATA

Rehabilitation	\$	183,374.00
Total State Share (60%)		183,374.00
District Share (40%)		122,250.00
Total Project Cost	\$	<u>305,624.00</u>

PROJECT FINANCING

<u>State Share</u>	
This Project	\$ 183,374.00
<u>District Share</u>	
Cash Contribution	122,250.00
Financial Hardship	
Total Project Cost	\$ <u>305,624.00</u>

HISTORY OF PROJECT COST AND APPORTIONMENT

	Fund Code	Proposition	Previously Authorized	Authorized This Action	Unfunded Approval This Action
<u>State Share</u>					
Modernization/Additional Grant	951-570	51	\$	\$ 183,374.00	\$ 183,374.00
<u>District Share</u>					
Cash Contribution				122,250.00	
Total			\$	\$ <u>305,624.00</u>	\$ <u>183,374.00</u>

Funding Source: Proposition 51 Bonds/2016-Nov.

Pursuant to the Board's action on March 11, 2009, this application has been approved and placed on the Unfunded List (Lack of AB 55 Loans).

This approval does not constitute a guarantee or commitment of future State funding.

The District shall ensure that it is in compliance with all applicable laws, regulations and certifications it made on the program forms.

Based on the Board's action on June 5, 2017, this project is subject to the Grant Agreement submittal pursuant to School Facility Program Regulation Section 1859.90.4.

The District is responsible for ensuring that the project is compliant with Prevailing Wage Monitoring and/or Labor Compliance Program requirements at the time construction contracts are executed and/or construction commenced.

Facility Hardship / Rehabilitation Program

School District Data

School District: Montecito Union Elementary
Application Number: 58/69252-00-001
Total District Enrollment: 394
County: Santa Barbara

School Name: Montecito Union
Project Grade Level: K-6
Financial Hardship: No

Type of Request

State Allocation Board (Board) approval for placement on the Unfunded List (Lack of AB 55 Loans) for a School Facility Program (SFP) Facility Hardship Rehabilitation project.

Total Project Cost: \$255,721.67
Cost to the State: \$153,433.00

Description

Description of Health and Safety Threat

A report by Roesling Nakamura Terada Architects, Inc. dated March 1, 2019, identified critical failures with the window glazing compound in the windows of Building D at the Montecito Union School site. The report indicates that the windows on the South and East faces of the building "have the greatest exposure to weathering and panes of glass are falling due to the warping of the wood sashes and the failure of glazing compound" which holds the panes of glass in place. The report stresses that the windows have "begun to fail at a rate that now presents a threat to the safety of students and must be replaced without delay."

Scope of Project

The project consists of the replacement of 58 windows on the East and South Facing walls of Building D.

Status of School Site

The District anticipates beginning work in the spring of 2020.

Qualifying Criteria

Government/State Level Concurrence

The Division of the State Architect has performed a site visit and provided written concurrence dated March 19, 2019 supporting the Industry Specialist's findings and recommended work to mitigate the health and safety threat.

Staff Supports the District's Request

Yes

Site Visit Completed by Staff

Staff accepted detailed reports from an industry specialist and photographs in lieu of a site visit.

Authority

See Attachment A

Recommendation

Approve the District's request for an unfunded approval for rehabilitation funding to be used towards the replacement of the south and east facing windows at Montecito Union School, pursuant to SFP Regulation Section 1859.83(e) as shown on Attachment B.

AUTHORITY

Education Code (EC) Section 17075.10(a) states:

A school district may apply for hardship assistance in cases of extraordinary circumstances. Extraordinary circumstances may include, but are not limited to, the need to repair, reconstruct, or replace the most vulnerable school facilities that are identified as a Category 2 building, as defined in the report submitted pursuant to Section 17317, determined by the department to pose an unacceptable risk of injury to its occupants in the event of a seismic event.

SFP Regulation Section 1859.82 states, “A district is eligible for facility hardship funding to repair, replace, or construct new classrooms and related facilities if the district demonstrates there is an unmet need for pupil housing or the condition of the facilities, or the lack of facilities, is a threat to the health and safety of the pupils.”

SFP Regulation Section 1859.82(a)(1) provides for Facility Hardship grant funding when:

The facilities are needed to ensure the health and safety of the pupils if the district can demonstrate to the satisfaction of the Board that the health and safety of the pupils is at risk. Factors to be considered by the Board shall include the close proximity to a major freeway, airport, electrical facility, high power transmission lines, dam, pipeline, industrial facility, adverse air quality emission or other health and safety risks, including structural deficiencies required by the DSA to be repaired, seismic mitigation of the Most Vulnerable Category 2 Buildings as verified by the DSA, traffic safety or because the pupils reside in remote areas of the district and transportation to existing facilities is not possible or poses a health and safety risk.

SFP Regulation Section 1859.82(a)(1)(A)(1) states,

If the total cost to remain in the classroom or related facility is 50 percent or less than the Current Replacement Cost, the district may qualify for either grant below, as applicable:

- a. Modernization Excessive Cost Hardship Grant for Rehabilitation Costs pursuant to Section 1859.83(e), or
- b. A grant not to exceed 50 percent of the cost estimate that has been reviewed and approved by the OPSC and approved by the Board for seismic repair.

Regulation Section 1859.83(e) states:

Excessive Cost for rehabilitation of facilities the Board has determined are a health and safety risk to the pupils pursuant to Section 1859.82(a)(1) and the cost/benefit analysis to mitigate the problem and remain in the facility is less than 50 percent of the Current Replacement Cost of the facility. The cost/benefit analysis shall not include increased costs associated with high performance related costs or components, with the exception of those high performance components that were pre-existing in the classroom or related facility. If the district qualifies, the district is eligible for funding of Rehabilitation Costs as a modernization project. If the Approved Application is received on or before April 29, 2002, the grant amount provided is 80 percent of the amount of the cost estimate required in Section 1859.82(a)(1) that has been reviewed by the OPSC and approved by the Board. If the Approved Application is received after April 29, 2002, the grant amount provided is 60 percent of the amount of the cost estimate required in Section 1859.82(a)(1) that has been reviewed by the OPSC and approved by the Board. An additional grant may be provided for high performance incentive pursuant to Section 1859.77.4 provided that the high performance points attained are related to the scope of the Facility Hardship project. For any project funded in whole or 90

ATTACHMENT A

in part from Proposition 47 or Proposition 55 for which the construction contract is awarded prior to January 1, 2012, the district may be eligible for the funding provided to initiate and enforce a LCP as prescribed in Section 1859.78.1(a). For any project for which the construction contract is awarded on January 1, 2012 through June 19, 2014, the grant may be adjusted in the manner prescribed in Section 1859.78.1(b) and subject to the limitations established in Section 1859.78.1(c).

SAB Meeting: December 9, 2019

Modernization - Adjusted Grant Approval

SCHOOL DISTRICT DATA

Application No: 58/69252-00-001 County: Santa Barbara
 School District: Montecito Union Elementary School Name: Montecito Union

PROJECT DATA

Type of Project: Elementary School Application Filing Basis: Site Specific
 Pupils Assigned Under 50 Yrs: K-6:
 7-8:
 9-12:
 Non-Severe:
 Severe:
 Financial Hardship Requested: No Recommended Acres: 9.5
 Alternative Education School: No Existing Acres: 10

ADJUSTED GRANT DATA

Project Assistance	\$ 3,978.00
Rehabilitation	149,455.00
Total State Share (60%)	153,433.00
District Share (40%)	102,288.67
Total Project Cost	\$ <u>255,721.67</u>

PROJECT FINANCING

<u>State Share</u>	
This Project	\$ 153,433.00
<u>District Share</u>	
Cash Contribution	102,288.67
Financial Hardship	
Total Project Cost	\$ <u>255,721.67</u>

HISTORY OF PROJECT COST AND APPORTIONMENT

	Fund Code	Proposition	Previously Authorized	Authorized This Action	State Apportionment This Action
<u>State Share</u>					
Modernization/Additional Grant	951-570	51	\$	\$ 153,433.00	\$ 153,433.00
<u>District Share</u>					
Cash Contribution				102,288.67	
Total			\$	\$ <u>255,721.67</u>	\$ <u>153,433.00</u>

Funding Source: Proposition 51 Bonds/2016-Nov.

Pursuant to the Board's action on March 11, 2009, this application has been approved and placed on the Unfunded List (Lack of AB 55 Loans).

This approval does not constitute a guarantee or commitment of future State funding.

The District shall ensure that it is in compliance with all applicable laws, regulations and certifications it made on the program forms.

Based on the Board's action on June 5, 2017, this project is subject to the Grant Agreement submittal pursuant to School Facility Program Regulation Section 1859.90.4.

The District is responsible for ensuring that the project is compliant with Prevailing Wage Monitoring and/or Labor Compliance Program requirements at the time construction contracts are executed and/or construction commenced.

Facility Hardship / Rehabilitation Program

School District Data

School District: Montecito Union Elementary
Application Number: 58/69252-00-002
Total District Enrollment: 394
County: Santa Barbara

School Name: Montecito Union
Project Grade Level: K-6
Financial Hardship: No

Type of Request

State Allocation Board (Board) approval for placement on the Unfunded List (Lack of AB 55 Loans) for a School Facility Program (SFP) Facility Hardship Rehabilitation project.

Total Project Cost: \$519,693.33
Cost to the State: \$311,816.00

Description

Description of Health and Safety Threat

The existing fire alarm system at the Montecito Union School site is non-functional and generating multiple false alarms that interrupt students and staff throughout the week. A report by Budlong & Associates, Inc. dated March 1, 2019, identified critical failures of the existing system due to the electrical conduit filling up with water during rain and corroding the wires servicing the system. Replacement parts are no longer available. The report indicates that the system "is a constant maintenance issue for facilities personnel. The only prudent measure is to replace the campus wide Fire Alarm system."

Scope of Project

The project consists of the replacement of the fire alarm system.

Status of School Site

The District anticipates beginning work in the spring of 2020.

Qualifying Criteria

Government/State Level Concurrence

The Fire Marshall for the Montecito Fire Department has provided written concurrence dated February 26, 2019 supporting the Industry Specialist's findings and recommended work to mitigate the health and safety threat.

Staff Supports the District's Request

Yes

Site Visit Completed by Staff

Staff accepted detailed reports from an industry specialist and photographs in lieu of a site visit.

Authority

See Attachment A

Recommendation

Approve the District's request for an unfunded approval for rehabilitation funding to be used towards the replacement of the fire alarm system at Montecito Union School, pursuant to SFP Regulation Section 1859.83(e) as shown on Attachment B.

AUTHORITY

Education Code (EC) Section 17075.10(a) states:

A school district may apply for hardship assistance in cases of extraordinary circumstances. Extraordinary circumstances may include, but are not limited to, the need to repair, reconstruct, or replace the most vulnerable school facilities that are identified as a Category 2 building, as defined in the report submitted pursuant to Section 17317, determined by the department to pose an unacceptable risk of injury to its occupants in the event of a seismic event.

SFP Regulation Section 1859.82 states, “A district is eligible for facility hardship funding to repair, replace, or construct new classrooms and related facilities if the district demonstrates there is an unmet need for pupil housing or the condition of the facilities, or the lack of facilities, is a threat to the health and safety of the pupils.”

SFP Regulation Section 1859.82(a)(1) provides for Facility Hardship grant funding when:

The facilities are needed to ensure the health and safety of the pupils if the district can demonstrate to the satisfaction of the Board that the health and safety of the pupils is at risk. Factors to be considered by the Board shall include the close proximity to a major freeway, airport, electrical facility, high power transmission lines, dam, pipeline, industrial facility, adverse air quality emission or other health and safety risks, including structural deficiencies required by the DSA to be repaired, seismic mitigation of the Most Vulnerable Category 2 Buildings as verified by the DSA, traffic safety or because the pupils reside in remote areas of the district and transportation to existing facilities is not possible or poses a health and safety risk.

SFP Regulation Section 1859.82(a)(1)(A)(1) states,

If the total cost to remain in the classroom or related facility is 50 percent or less than the Current Replacement Cost, the district may qualify for either grant below, as applicable:

- a. Modernization Excessive Cost Hardship Grant for Rehabilitation Costs pursuant to Section 1859.83(e), or
- b. A grant not to exceed 50 percent of the cost estimate that has been reviewed and approved by the OPSC and approved by the Board for seismic repair.

Regulation Section 1859.83(e) states:

Excessive Cost for rehabilitation of facilities the Board has determined are a health and safety risk to the pupils pursuant to Section 1859.82(a)(1) and the cost/benefit analysis to mitigate the problem and remain in the facility is less than 50 percent of the Current Replacement Cost of the facility. The cost/benefit analysis shall not include increased costs associated with high performance related costs or components, with the exception of those high performance components that were pre-existing in the classroom or related facility. If the district qualifies, the district is eligible for funding of Rehabilitation Costs as a modernization project. If the Approved Application is received on or before April 29, 2002, the grant amount provided is 80 percent of the amount of the cost estimate required in Section 1859.82(a)(1) that has been reviewed by the OPSC and approved by the Board. If the Approved Application is received after April 29, 2002, the grant amount provided is 60 percent of the amount of the cost estimate required in Section 1859.82(a)(1) that has been reviewed by the OPSC and approved by the Board. An additional grant may be provided for high performance incentive pursuant to Section 1859.77.4 provided that the high performance points attained are related to the scope of the Facility Hardship project. For any project funded in whole or 95

ATTACHMENT A

in part from Proposition 47 or Proposition 55 for which the construction contract is awarded prior to January 1, 2012, the district may be eligible for the funding provided to initiate and enforce a LCP as prescribed in Section 1859.78.1(a). For any project for which the construction contract is awarded on January 1, 2012 through June 19, 2014, the grant may be adjusted in the manner prescribed in Section 1859.78.1(b) and subject to the limitations established in Section 1859.78.1(c).

SAB Meeting: December 9, 2019

Modernization - Adjusted Grant Approval

SCHOOL DISTRICT DATA

Application No: 58/69252-00-002 County: Santa Barbara
 School District: Montecito Union Elementary School Name: Montecito Union

PROJECT DATA

Type of Project: Elementary School Application Filing Basis: Site Specific
 Pupils Assigned Under 50 Yrs: K-6:
 7-8:
 9-12:
 Non-Severe:
 Severe:
 Financial Hardship Requested: No Recommended Acres: 9.5
 Alternative Education School: No Existing Acres: 10

ADJUSTED GRANT DATA

Project Assistance	\$ 3,978.00
Rehabilitation	307,838.00
Total State Share (60%)	311,816.00
District Share (40%)	207,877.33
Total Project Cost	\$ <u>519,693.33</u>

PROJECT FINANCING

<u>State Share</u>	
This Project	\$ 311,816.00
<u>District Share</u>	
Cash Contribution	207,877.33
Financial Hardship	
Total Project Cost	\$ <u>519,693.33</u>

HISTORY OF PROJECT COST AND APPORTIONMENT

	Fund Code	Proposition	Previously Authorized	Authorized This Action	State Apportionment This Action
<u>State Share</u>					
Modernization/Additional Grant	951-570	51	\$	\$ 311,816.00	\$ 311,816.00
<u>District Share</u>					
Cash Contribution				207,877.33	
Total			\$	\$ <u>519,693.33</u>	\$ <u>311,816.00</u>

Funding Source: Proposition 51 Bonds/2016-Nov.

Pursuant to the Board's action on March 11, 2009, this application has been approved and placed on the Unfunded List (Lack of AB 55 Loans).

This approval does not constitute a guarantee or commitment of future State funding.

The District shall ensure that it is in compliance with all applicable laws, regulations and certifications it made on the program forms.

Based on the Board's action on June 5, 2017, this project is subject to the Grant Agreement submittal pursuant to School Facility Program Regulation Section 1859.90.4.

The District is responsible for ensuring that the project is compliant with Prevailing Wage Monitoring and/or Labor Compliance Program requirements at the time construction contracts are executed and/or construction commenced.

Facility Hardship / Rehabilitation Program

School District Data

School District: Napa Valley Unified
Application Number: 51/66266-00-001
Total District Enrollment: 17,849
County: Napa

School Name: Snow Elementary
Project Grade Level: K-6
Financial Hardship: No

Type of Request

State Allocation Board (Board) approval for placement on the Unfunded List (Lack of AB 55 Loans) for a School Facility Program (SFP) Facility Hardship Replacement project.

Total Project Cost: \$17,093,254.00
Cost to the State: \$8,546,627.00

Description

Description of Health and Safety Threat

A report by Miller Pacific Engineering Group, dated February 20, 2018, identified the presence of several active fault traces of the West Napa Fault running through the Snow Elementary School site. The faults were found to have the potential for surface rupture near and underneath existing structures which would result in heavy damage including complete collapse of the facility. A supplementary letter from Miller Pacific Engineering Group dated July 23, 2019 further states "we are unaware of any cost-effective structural solution which could be reasonably expected to provide adequate protection of life-safety risks in the event of fault rupture occurring beneath buildings."

Scope of Project

The project consists of the demolition and replacement of all affected structures onto a reconfigured site to remove teaching stations from the proximity of the fault line.

Status of School Site

The District completed construction in October of 2019.

Qualifying Criteria

Government/State Level Concurrence

The Division of State Architect (DSA) and the California Geological Survey (CGS) provided written concurrence that supports the industry specialists' findings and recommended work to mitigate the health and safety threat.

Staff Supports the District's Request

Yes

Site Visit Completed by Staff

Staff accepted detailed reports from an industry specialist and photographs in lieu of a site visit.

Authority

See Attachment A

Recommendation

Approve the District's request for an unfunded approval to replace the buildings affected by the fault lines at Snow Elementary School, pursuant to the SFP Regulation Section 1859.82 as shown on Attachment B.

AUTHORITY

Education Code (EC) Section 17075.10(a) states:

A school district may apply for hardship assistance in cases of extraordinary circumstances. Extraordinary circumstances may include, but are not limited to, the need to repair, reconstruct, or replace the most vulnerable school facilities that are identified as a Category 2 building, as defined in the report submitted pursuant to Section 17317, determined by the department to pose an unacceptable risk of injury to its occupants in the event of a seismic event.

SFP Regulation Section 1859.81 states:

Except for Joint-Use Projects and Career Technical Education Facilities Projects, a district is eligible for financial hardship to fund all or a portion of its matching share requirement after demonstrating the requirements of (a), (c), and (d) below:

- (a) The district is financially unable to provide all necessary matching funds for an eligible project. To determine this, an analysis shall be made of the district's financial records by the OPSC including data and records maintained by the CDE and the County Office of Education....
- (b) From the funds deemed available as a matching contribution, the district may retain \$19,776 per classroom in each enrollment reporting period for the cost to provide interim housing for the currently unhoused pupils of the district....
- (c) The district has made all reasonable efforts to fund its matching share of the project by demonstrating it is levying the developer fee justified under law or an alternative revenue source equal to or greater than the developer fee otherwise justified under law at the time of request for hardship and the district meets at least one of the following:
 - (1) The current outstanding bonded indebtedness of the district issued for the purpose of constructing school facilities in accordance with Education Code Section 17072.35 or 17074.25 as appropriate, at the time of request for financial hardship status, is at least 60 percent of the district's total bonding capacity. Outstanding bonded indebtedness includes that part of general obligation bonds, Mello-Roos Bonds, School Facility Improvement District Bonds and certificates of participation which the district is paying a debt service that was issued for capital outlay school facility purposes.
 - (2) The district had a successful registered voter bond election for at least the maximum amount allowed under Proposition 39 within the previous two years from the date of request for financial hardship status. The proceeds from the bond election that represent the maximum amount allowed under the provisions of Proposition 39 must be used to fund the district's matching share requirement for SFP project(s).
 - (3) It is a County Superintendent of Schools.
 - (4) The district's total bonding capacity at the time of the request for financial hardship status is \$5 million or less.
 - (5) Other evidence of reasonable effort as approved by the SAB....

SFP Regulation Section 1859.82 states, "A district is eligible for facility hardship funding to repair, replace or construct new classrooms and related facilities if the district demonstrates there is an unmet need for pupil housing or the condition of the facilities, or the lack of facilities, is a threat to the health and safety of the pupils."

SFP Regulation Section 1859.82(a)(1) provides for Facility Hardship grant funding when:

The facilities are needed to ensure the health and safety of the pupils if the district can demonstrate to the satisfaction of the Board that the health and safety of the pupils is at risk. Factors to be considered by the Board shall include the close proximity to a major freeway, airport, electrical facility, high power transmission lines, dam, pipeline, industrial facility, adverse air quality emission or other health and safety risks, including structural deficiencies required by the DSA to be repaired, seismic mitigation of the Most Vulnerable Category 2 Buildings as verified by the DSA, traffic safety or because the pupils reside in remote areas of the district and transportation to existing facilities is not possible or poses a health and safety risk.

SFP Regulation Section 1859.82(a)(1)(A)(2) states in part, “If the total cost to remain in the classroom or related facility is greater than 50 percent of the Current Replacement Cost and the Application is for replacement facilities, the district may qualify for a grant for a new or replacement school or replacement facilities as a new construction project.”

SFP Regulation Section 1859.82 further states, “If the district qualifies for repair of a Qualified Historical School Building pursuant to (a)(1)(A)3. or replacement facilities on the same site pursuant to either (a)(1)(A)2. or (a)(2) above, the district is eligible for funding as a new construction project. Replacement facilities and square footage amounts used to determine funding for a Qualified Historical School Building shall be allowed in accordance with the square footage amounts provided in the chart in Section (b) below...The square footage provided, after accounting for all useable facilities on the site, shall not exceed the following:”

Facility	Elementary School Pupils	Middle School Pupils	High School Pupils
Multi-Purpose (includes food service)	5.3 sq. ft. per pupil minimum 4,000 sq. ft.	5.3 sq. ft. per pupil minimum 5,000 sq. ft.	6.3 sq. ft. per pupil minimum 8,200 sq. ft.
Toilet	3 sq. ft. per pupil minimum 300 sq. ft.	4 sq. ft. per pupil minimum 300 sq. ft.	5 sq. ft. per pupil minimum 300 sq. ft.
Gymnasium (includes shower/locker)	N/A	12.9 sq. ft. per pupil minimum 6,828 sq. ft. maximum 16,000 sq. ft.	15.3 sq. ft. per pupil minimum 8,380 sq. ft. maximum 18,000 sq. ft.
School Administration	3 sq. ft. per pupil minimum 600 sq. ft.	3 sq. ft. per pupil minimum 600 sq. ft.	4 sq. ft. per pupil minimum 800 sq. ft.
Library/Media Center	2.3 sq. ft. per pupil plus 600 sq. ft.	3.3 sq. ft. per pupil plus 600 sq. ft.	4.3 sq. ft. per pupil plus 600 sq. ft.

Any facilities eligible for facility hardship not shown in the above chart...shall be eligible for replacement square footage equal to the facilities replaced...”

SFP Regulation Section 1859.90 states that “a district must submit the Form SAB 50-05, within 18 months of the Apportionment of the SFP grant for the project or the entire...apportionment shall be rescinded without further Board action....”

SAB Meeting: December 9, 2019

New Construction - Adjusted Grant Approval

SCHOOL DISTRICT DATA

Application No: 51/66266-00-001
 School District: Napa Valley Unified

County: Napa
 School Name: Snow Elementary

PROJECT DATA

Type of Project: Elementary School
 K-6:
 7-8:
 9-12:
 Non-Severe:
 Severe:
 Application Filing Basis: District Wide
 Number of Classrooms:
 Master Acres: 9.75
 Existing Acres: 9.75
 Proposed Acres:
 Recommended Acres: 9.5
 Facility Hardship (a): Yes
 Financial Hardship Requested: No
 Alternative Education School: No
 Addition to Existing Site: Yes

ADJUSTED GRANT DATA

Service Site	\$ 1,442,052.00
Off-Site	45,813.00
Utilities	18,406.00
Fac. Hardship Other 33,184 Sq. Ft.	6,636,840.00
Fac. Hardship Toilet 1,124 Sq. Ft.	403,516.00
Total State Share (50%)	8,546,627.00
District Share (50%)	8,546,627.00
Total Project Cost	\$ 17,093,254.00

PROJECT FINANCING

State Share

This Project	\$ 8,546,627.00
--------------	-----------------

District Share

Cash Contribution	8,546,627.00
-------------------	--------------

Financial Hardship	
--------------------	--

Total Project Cost	\$ 17,093,254.00
---------------------------	-------------------------

HISTORY OF PROJECT COST AND APPORTIONMENT
--

	Fund Code	Proposition	Previously Authorized	Authorized This Action	Unfunded Approval This Action
<u>State Share</u>					
New Construction/Add. Grant	951-500	51	\$	\$ 8,546,627.00	\$ 8,546,627.00
<u>District Share</u>					
Cash Contribution				8,546,627.00	
Total			\$	\$ 17,093,254.00	\$ 8,546,627.00

Funding Source: Proposition 51 Bonds/2016-Nov.

Pursuant to the Board's action on March 11, 2009, this application has been approved and placed on the Unfunded List (Lack of AB 55 Loans). This approval does not constitute a guarantee or commitment of future State funding.

The District shall ensure that it is in compliance with all applicable laws, regulations and certifications it made on the program forms.

Based on the Board's action on June 5, 2017, this project is subject to the Grant Agreement submittal pursuant to School Facility Program Regulation Section 1859.90.4.

The District is responsible for ensuring that the project is compliant with Prevailing Wage Monitoring and/or Labor Compliance Program requirements at the time construction contracts are executed and/or construction commenced.

Facility Hardship / Rehabilitation Program

School District Data

School District: Ontario-Montclair
Application Number: 58/67819-00-003
Total District Enrollment: 20,606
County: San Bernardino

School Name: Serrano Middle
Project Grade Level: 7-8
Financial Hardship: No

Type of Request

State Allocation Board (Board) approval for placement on the Unfunded List (Lack of AB 55 Loans) for a School Facility Program (SFP) Facility Hardship Seismic Mitigation Program (SMP) Rehabilitation project.

Total Project Cost: \$770,814.00
Cost to the State: \$385,407.00

Description

Description of Health and Safety Threat

A report by R. M. Byrd and Associates, dated August 3, 2012 identifies several structural deficiencies with the shear wall support system in Buildings B and C located at the Serrano Middle School site. The report references material insufficiencies with the wall anchorage and load path transfer designs of the building's structure that render the facility at high risk of collapse in the event of seismic activity. The building qualifies for the SMP based on the qualifying criteria in Education Code Section 17075.10 and SFP Regulation Section 1859.82.

Scope of Project

The project consists of structural retrofitting of Buildings B and C at Serrano Middle School.

Status of School Site

Seismic rehabilitation and required ancillary work was completed in October of 2019.

Qualifying Criteria

Government/State Level Concurrence

These buildings are a Most Vulnerable Category 2 Building type as defined in SFP regulations and have met qualifying criteria of the SMP. The Division of the State Architect (DSA) has approved the District for Phase One (Eligibility Evaluation), Phase Three (Seismic Rehabilitation Pre-Application), Phase Four (Project Application) and final plan approval. These approvals enable the District to apply for funding from the Board.

Staff Supports the District's Request

Yes

Site Visit Completed by Staff

Staff accepted detailed reports from an industry specialist and photographs in lieu of a site visit.

Authority

See Attachment A

Recommendation

Approve the District's request for an unfunded approval for SMP rehabilitation funding for Buildings B and C at Serrano Middle School, pursuant to the SFP Regulation Section 1859.82(a)(1)(A)(1)(b) as shown on Attachment B.

AUTHORITY

Education Code (EC) Section 17075.10(a) states:

A school district may apply for hardship assistance in cases of extraordinary circumstances. Extraordinary circumstances may include, but are not limited to, the need to repair, reconstruct, or replace the most vulnerable school facilities that are identified as a Category 2 building, as defined in the report submitted pursuant to Section 17317, determined by the department to pose an unacceptable risk of injury to its occupants in the event of a seismic event.

SFP Regulation Section 1859.82 states, “A district is eligible for facility hardship funding to repair, replace, or construct new classrooms and related facilities if the district demonstrates there is an unmet need for pupil housing or the condition of the facilities, or the lack of facilities, is a threat to the health and safety of the pupils.”

SFP Regulation Section 1859.82(a)(1) provides for Facility Hardship grant funding when:

The facilities are needed to ensure the health and safety of the pupils if the district can demonstrate to the satisfaction of the Board that the health and safety of the pupils is at risk. Factors to be considered by the Board shall include the close proximity to a major freeway, airport, electrical facility, high power transmission lines, dam, pipeline, industrial facility, adverse air quality emission or other health and safety risks, including structural deficiencies required by the DSA to be repaired, seismic mitigation of the Most Vulnerable Category 2 Buildings as verified by the DSA, traffic safety or because the pupils reside in remote areas of the district and transportation to existing facilities is not possible or poses a health and safety risk.

SFP Regulation Section 1859.82(a)(1)(A)(1) states,

If the total cost to remain in the classroom or related facility is 50 percent or less than the Current Replacement Cost, the district may qualify for either grant below, as applicable:

- a) Modernization Excessive Cost Hardship Grant for Rehabilitation Costs pursuant to Section 1859.83(e), or
- b) A grant not to exceed 50 percent of the cost estimate that has been reviewed and approved by the OPSC and approved by the Board for seismic repair.

SFP Regulation Section (a)(1)(C) states,

The seismic mitigation projects must meet all of the following requirements:

1. The construction contract was executed on or after May 20, 2006;
2. The project funding provided shall be for the minimum work necessary to obtain DSA approval;
3. The building is designed for occupancy by students and staff; and
4. The DSA concurs with a report by a structural engineer, which identifies structural deficiencies that pose an unacceptable risk of injury to its occupants in a seismic event. If the unacceptable risk of injury is due to the presence of faulting, liquefaction or landslide, these hazards must be documented by a geologic hazards report prepared by an engineering geologist in accordance with California Building Code, Part 2, Chapter 18, section 1803A and with the concurrence of the California Geological Survey.

County: San Bernardino
School Name: Serrano Middle

PROJECT FINANCING		
<u>State Share</u>		
This Project	\$	385,407.00
<u>District Share</u>		
Cash Contribution		385,407.00
Financial Hardship		
Total Project Cost	\$	<u>770,814.00</u>

	Fund Code	Proposition	Previously Authorized	Authorized This Action	Unfunded Approval This Action
<u>State Share</u>					
Modernization/Additional Grant	951-505	51	\$	\$ 385,407.00	\$ 385,407.00
<u>District Share</u>					
Cash Contribution				385,407.00	
Total			\$	\$ 770,814.00	\$ 385,407.00

The District is responsible for ensuring that the project is compliant with Prevailing Wage Monitoring and/or Labor Compliance Program requirements at the time construction contracts are executed and/or construction commenced.

Facility Hardship / Rehabilitation Program

School District Data

School District: Ontario-Montclair
Application Number: 58/67819-00-004
Total District Enrollment: 20,606
County: San Bernardino

School Name: Ray Wiltsey Middle
Project Grade Level: 7-8
Financial Hardship: No

Type of Request

State Allocation Board (Board) approval for placement on the Unfunded List (Lack of AB 55 Loans) for a School Facility Program (SFP) Facility Hardship Seismic Mitigation Program (SMP) Rehabilitation project.

Total Project Cost: \$1,214,927.26
Cost to the State: \$607,463.63

Description

Description of Health and Safety Threat

A report by R. M. Byrd and Associates, dated August 3, 2012 identifies several structural deficiencies with the shear wall support system in Buildings B and F located at the Ray Wiltsey Middle School site. The report references material insufficiencies with the wall anchorage and load path transfer designs of the building's structure that render the facility at high risk of collapse in the event of seismic activity. The building qualifies for the SMP based on the qualifying criteria in Education Code Section 17075.10 and SFP Regulation Section 1859.82.

Scope of Project

The project consists of structural retrofitting of Buildings B and F at Ray Wiltsey Middle School.

Status of School Site

Seismic rehabilitation and required ancillary work was completed in October of 2019.

Qualifying Criteria

Government/State Level Concurrence

These buildings are a Most Vulnerable Category 2 Building type as defined in SFP regulations and have met qualifying criteria of the SMP. The Division of the State Architect (DSA) has approved the District for Phase One (Eligibility Evaluation), Phase Three (Seismic Rehabilitation Pre-Application), Phase Four (Project Application) and final plan approval. These approvals enable the District to apply for funding from the Board.

Staff Supports the District's Request

Yes

Site Visit Completed by Staff

Staff accepted detailed reports from an industry specialist and photographs in lieu of a site visit.

Authority

See Attachment A

Recommendation

Approve the District's request for an unfunded approval for SMP rehabilitation funding to Buildings B and F at Ray Wiltsey School, pursuant to the SFP Regulation Section 1859.82(a)(1)(A)(1)(b) as shown on Attachment B.

AUTHORITY

Education Code (EC) Section 17075.10(a) states:

A school district may apply for hardship assistance in cases of extraordinary circumstances. Extraordinary circumstances may include, but are not limited to, the need to repair, reconstruct, or replace the most vulnerable school facilities that are identified as a Category 2 building, as defined in the report submitted pursuant to Section 17317, determined by the department to pose an unacceptable risk of injury to its occupants in the event of a seismic event.

SFP Regulation Section 1859.82 states, “A district is eligible for facility hardship funding to repair, replace, or construct new classrooms and related facilities if the district demonstrates there is an unmet need for pupil housing or the condition of the facilities, or the lack of facilities, is a threat to the health and safety of the pupils.”

SFP Regulation Section 1859.82(a)(1) provides for Facility Hardship grant funding when:

The facilities are needed to ensure the health and safety of the pupils if the district can demonstrate to the satisfaction of the Board that the health and safety of the pupils is at risk. Factors to be considered by the Board shall include the close proximity to a major freeway, airport, electrical facility, high power transmission lines, dam, pipeline, industrial facility, adverse air quality emission or other health and safety risks, including structural deficiencies required by the DSA to be repaired, seismic mitigation of the Most Vulnerable Category 2 Buildings as verified by the DSA, traffic safety or because the pupils reside in remote areas of the district and transportation to existing facilities is not possible or poses a health and safety risk.

SFP Regulation Section 1859.82(a)(1)(A)(1) states,

If the total cost to remain in the classroom or related facility is 50 percent or less than the Current Replacement Cost, the district may qualify for either grant below, as applicable:

- a) Modernization Excessive Cost Hardship Grant for Rehabilitation Costs pursuant to Section 1859.83(e), or
- b) A grant not to exceed 50 percent of the cost estimate that has been reviewed and approved by the OPSC and approved by the Board for seismic repair.

SFP Regulation Section (a)(1)(C) states,

The seismic mitigation projects must meet all of the following requirements:

1. The construction contract was executed on or after May 20, 2006;
2. The project funding provided shall be for the minimum work necessary to obtain DSA approval;
3. The building is designed for occupancy by students and staff; and
4. The DSA concurs with a report by a structural engineer, which identifies structural deficiencies that pose an unacceptable risk of injury to its occupants in a seismic event. If the unacceptable risk of injury is due to the presence of faulting, liquefaction or landslide, these hazards must be documented by a geologic hazards report prepared by an engineering geologist in accordance with California Building Code, Part 2, Chapter 18, section 1803A and with the concurrence of the California Geological Survey.

WAIVER OF THE SUBSTANTIAL ENROLLMENT REQUIREMENT

PURPOSE OF REPORT

To present requests to waive the substantial enrollment requirement and subsequent increase in district building capacity under the School Facility Program (SFP).

DESCRIPTION

The school districts listed on the Attachment have been reviewed by the State Allocation Board (Board) Waiver and Review Committee (Committee) and found to meet the requirements of the Board to receive a waiver from the adjustment to the existing school building capacity. The policy basis for each waiver is contained in the "waiver code" on the Attachment. The Committee recommends approval of the waiver request.

AUTHORITY

Education Code Section 17017.7(c)

(c) "Substantial enrollment," for the purposes of this section, means enrollment of at least 30 percent of district pupils in kindergarten and grades 1 to 6, inclusive, or 40 percent of pupils in kindergarten and grades 1 to 12, inclusive, in the high school attendance area for which the school district is applying for new facilities. The calculation set forth in this subdivision, as to a self-certifying district, shall be made by the district, in accordance with any standards governing that calculation that are adopted by the board. The calculation shall be certified by the district to the board and used by the board for the purposes of this section. The self-certifying district shall maintain documentation of the calculation as may be required by the board, and the calculation shall be subject to subsequent audit as the board may direct. If a self-certifying district is found by the board to have materially misrepresented its pupil enrollment pursuant to this subdivision, the board may impose either or both of the penalties set forth in paragraphs (1) and (2) of subdivision (b) of Section 17041.2, in accordance with that section.

SFP Regulation Section 1859.35. Calculation of Existing School Building Capacity.

The district's existing school building capacity shall be determined by totaling the amount calculated in (a) and (b).

- (a) With the exception of classrooms for Special Day Class pupils for which the multiplier is indicated on the Form SAB 50-02, multiply the number of available classrooms in the district, the HSAA or the Super HSAA by the following: 25 for each K-6 classroom and 27 for each 7-12 classroom. Available classrooms shall be determined by the reduction of classrooms identified in Section 1859.32 from the gross classroom inventory prepared pursuant to Section 1859.31 and the inclusion of portable classrooms as provided pursuant to Education Code Section 17071.30 (a) or (b).
- (b) Multiply the K-6 pupil capacity of the elementary district, the unified district, the HSAA or the Super HSAA in a unified district as determined by the results of the calculations in (a) at the time of the initial determination of eligibility by six percent. **When the elementary or unified district meets the Substantial Enrollment Requirement (SER) or qualifies for a waiver of the SER authorized by Education Code Sections 17017.6 and 17017.7(c), the amount reported in (b) shall be zero.** For High School Districts, the amount reported in (b) shall be zero.

BACKGROUND

The SFP requires that the existing school building capacity of a district be adjusted using the Board's priority one requirements for funding as those requirements existed under the Lease-Purchase Program. The relevant priority one requirement at that time was that a district has thirty-percent of their K-6 enrollment attending schools operating on a year-round calendar or accepts an increase in capacity equal to six percent of the district's K-6 students. Districts that did not meet the Multi-Track Year-Round Education (MTYRE) requirement could request a waiver of the reduction if they could demonstrate that certain financial or educational hardships existed that prevented the district from operating MTYRE programs.

As the district capacity increases, the net eligibility available in the SFP decreases.

STAFF ANALYSIS/STATEMENTS

The Board's Committee is comprised of the Supervising Field Representative of the California Department of Education's School Facilities and Transportation Services division. The Committee has reviewed the districts' requests and recommends the Board approve the requests.

RECOMMENDATION

Approve the requests as shown on the Attachment.

WAIVER OF THE SUBSTANTIAL ENROLLMENT REQUIREMENT**I. Approved Waiver: Insufficient Number of Pupils to Load Four Classrooms**

<u>DISTRICT</u>	<u>WAIVER CODE</u>	<u>LETTER DATE</u>
Alvina Elementary	SW	11/01/19

II. Approved Waiver: ADA of 300 or Less

<u>DISTRICT</u>	<u>WAIVER CODE</u>	<u>LETTER DATE</u>
Alview-Dairyland Union Elem.	SW	09/12/19

Approval Codes

1 = Insufficient number of pupils to load four classrooms
 2 = ADA of 300 or less
 3 = Meets YRE percentage requirements 17017.7 (c)
 5 = High School District ADA of 1200 or fewer
 6 = High School District met SER requirement, 17017.6
 8 = Feasibility
 9 = Denied
 10 = Educational Hardship
 11 = Financial Hardship

SW = SER Waiver
 RW = Recertification of Waiver
 S = SER Requirement
 RS = Recertification of SER
 SP = SER Partial
 FS = Feasibility Study

State of California
State Allocation Board

Full-Day Kindergarten Facilities Grant Program

This Resolution of the State Allocation Board (hereafter referred to as the "Board") is applicable to the appropriate sections of the Education Code and is described and filed in the office of the Executive Officer and will be made available to all interested parties as the Resolution pertains to the documents attached hereto. Said documents were acted upon by the Board at its meeting on December 9, 2019.

WHEREAS, the Board has determined to be approvable a number of projects for new construction or retrofit eligibility of kindergarten facilities for school districts, it is making apportionments and/or adjustments for the grant amounts for projects that meet the Board's criteria for the apportionment of grants pursuant to Education Code Section 17375.

NOW THEREFORE, BE IT RESOLVED:

1. The Board anticipates that the school district(s) will pay certain capital expenditures in connection with some or all of the project(s) cost.
2. The Board, acting on behalf of the State, hereby declares that it is the State's official intent to use General Fund proceeds that are available for such purpose, consistent with the requirements of law that are in effect at the time the funds are available, to provide grants, in accordance with applicable laws and regulations.
3. This Resolution shall be continuously available for inspection by the general public during normal business hours at the office of the Board at 707 Third Street, 6th Floor, West Sacramento, California, commencing within one week after the date of enactment of this Resolution.

SCHOOL DISTRICT DATA

School District: Woodville Union
Application Number: 70/72298-00-001
Total District Enrollment: 434

County: Tulare
School Name: Woodville Elementary
Project Grade Level: Kindergarten
Financial Hardship: Yes

The District qualifies for financial hardship pursuant to Full-Day Kindergarten Facilities Grant Program (FDKFGP) Regulation Section 1860.14(b)(3). The District has demonstrated it is financially unable to provide all or a part of the matching funds and is levying the developer fees or equal alternative revenue source justified by law. The District's total bonding capacity as of March 29, 2019, is \$5 million or less.

PURPOSE OF REPORT

State Allocation Board approval for the rescission of the Automatic Sprinkler System grant from the Full-Day Kindergarten Facilities Grant Program New Construction project.

Grant Amount: \$2,487,062

Financial Hardship: \$1,227,062

DESCRIPTION

The District requested grants equal to 75 pupils, as well as the supplemental grants for Automatic Fire Detection/Alarm System, Automatic Sprinkler System, Site Development and Project Assistance. Upon reviewing the Division of the State Architect Plans and Specifications, approved March 21, 2019, the plans do not include the work for Automatic Sprinkler System. Due to the work not being included in the approved Plans and Specifications, the project is being amended without the supplemental grant.

AUTHORITY

Attachment A

BACKGROUND

The District submitted a New Construction application during the first FDKFGP funding round, which took place from January 2, 2019 through January 31, 2019. The District received an advance apportionment at the May 22, 2019 State Allocation Board.

RECOMMENDATION

Approve the adjustment on Attachment B for Woodville Elementary New Construction project.

AUTHORITY

**Article 1. Full-Day Kindergarten Facilities Grant Program
17375.**

Education Code (EC) Section 17375 states, “The State Allocation Board shall award grants to school districts that lack the facilities to provide full-day kindergarten as required for eligibility pursuant to Sections 17071.25 and 17072.10 or that lack facilities that satisfy the design requirements required for new kindergarten classrooms as specified in paragraph (2) of subdivision (h) of Section 14030 of Title 5 of the California Code of Regulations.

(2) Priority for grants shall be given to school districts that meet either of the following criteria:

(A) The school district is financially unable to contribute a portion of, or all of, the local matching share required pursuant to paragraph (3), and meets the requirements for financial hardship pursuant to Section 17075.10.

(B) The school district is located in an underserved community with a high population of pupils who are eligible for free or reduced-price meals pursuant to Section 42238.01.

(3) Except for school districts that meet the requirements for financial hardship pursuant to Section 17075.10, a school district that applies for a grant pursuant to this section for new construction shall provide 50 percent of the cost of the project, and a school district that applies for a grant pursuant to this section for a retrofit project shall provide 40 percent of the cost of the project.

(c) (1) The State Allocation Board shall release disbursements of grant funds to school districts with approved applications for new construction, to the extent funds are available for the state’s 50 percent matching share, if the school district has provided its 50 percent local matching share, unless the school district meets the requirements for financial hardship pursuant to Section 17075.10, and upon certification by the school district that the school district has entered into a binding contract for completion of the approved project.”

FDKFGP Regulation Section 1860.9(c) states, “For applications funded with 2018 grant amounts, \$194 for each elementary school pupil if the project includes an automatic sprinkler system and is requested by the School District on the Form SAB 70-01.”

FDKFGP Regulation Section 1860.14(a)(3) states, “The School District’s total bonding capacity at the time of the request for financial hardship status is \$5 million or less”

FDKFGP Regulation Section 1860.16(f) states, “For an Apportionment received pursuant to Section 1860.7(b) and 1860.7(d), where submittal of the necessary CDE plan approval and/or DSA-approved plans and specifications were not required at the time the Board granted an Apportionment, the School District has up to 12 months to submit the required approvals from the date of Apportionment. If the required submittals are not received within 12 months, the Apportionment shall be rescinded and the Full-Day Kindergarten Facilities Grant will return to the Program for reallocation.”

SCHOOL DISTRICT DATA

Application No: 70/72298-00-001
 School District: Woodville Union

County: Tulare
 School Name: Woodville Elementary

PROJECT DATA

Type of Project:	New Construction	Application Filing Basis:	Site Specific
Pupils Assigned:	75		
Classroom(s):	3	Recommended Acres:	
Financial Hardship Requested:	Yes	Existing Acres:	
Preference Points:	72		

ADJUSTED GRANT DATA

New Construction	\$	914,775.00
Automatic Fire Detection/Alarm		1,125.00
Project Assistance		7,460.00
Site Development		320,171.00
Total State Share (50%)		1,243,531.00
District Share (50%)		1,243,531.00
Total Project Cost	\$	<u>2,487,062.00</u>

PROJECT FINANCING

<u>State Share</u>	
This Project	\$ 1,243,531.00
<u>District Share</u>	
Cash Contribution	16,097.00
Financial Hardship	1,227,434.00
Total Project Cost	\$ <u>2,487,062.00</u>

HISTORY OF PROJECT COST AND APPORTIONMENT

	Fund Code	Previously Authorized	Authorized This Action	Apportionment This Action
<u>State Share</u>				
New Construction/Additional Grant	1027	\$ 1,258,906.00	\$ (15,375.00)	\$ (15,375.00)
<u>District Share</u>				
Cash Contribution		16,097.00		
Financial Hardship	1027	1,242,809.00	(15,375.00)	(15,375.00)
Total		\$ <u>2,517,812.00</u>	\$ <u>(30,750.00)</u>	\$ <u>(30,750.00)</u>

Funding Source: General Fund Full-Day Kindergarten Facilities Grant Program

This project is being adjusted as a result of the removal of the previously authorized additional grant for automatic sprinkler system, which was not included in the approved plans and specifications.

The District shall ensure that it is in compliance with all applicable laws, regulations and certifications it made on the program forms.

This project is subject to the Grant Agreement submittal pursuant to Full-Day Kindergarten Facilities Grant Program Regulation Section 1860.17.

The District qualifies for financial hardship pursuant to Regulation Section 1860.14(b)(3). The District has demonstrated it is financially unable to provide all or a part of the matching funds and is levying the developer fees or equal alternative revenue source justified by law. The District's total bonding capacity (as of March 29, 2019) is \$5 million or less.

Advance funds in the amount of \$349,813.00 were previously released to the District. The remaining funds in the amount of \$2,121,152.00 (\$2,487,062.00 less advance funds released and available district contribution) will be released by OPSC upon the receipt of a valid, signed, Grant Agreement as specified in Regulation Section 1860.17 and a complete Fund Release Request (Form SAB 70-02).

Pursuant to Regulation Section 1860.19(b) any funding not expended on eligible project expenditures prior to completion of the project, as specified in Regulation Section 1860.18, must be returned to the State.

The District is responsible for ensuring that the project is compliant with Prevailing Wage Monitoring and/or Labor Compliance Program requirements at the time construction contracts are executed and/or construction commenced.

Unused Sites Program

UNUSED SITES PROGRAM

ASSESSMENTS, ADDITIONS, WAIVERS, REDUCTION OF FEES AND DELETIONS

PURPOSE OF REPORT

To request the State Allocation Board (Board) approve the following reports:

- Unused School Site Payments (Attachment B)
- Waivers of Assessment of Fees for Unused School Sites (Attachment C)
- Reduction of Fees for Unused School Sites (Attachment D)
- Added Unused School Sites (Attachment E)
- Deleted Unused School Sites (Attachment F)

DESCRIPTION

Current statute requires all school districts to report their unused sites to the Board on an annual basis. Using the information provided, the school districts are assessed a fee for each unused site equal to one percent of the value of the site. A school district may request a waiver or a reduction of the fee for any site, provided that the school district meets certain criteria for the use of the site. School districts are also required to report any newly acquired site or sites that are no longer being used for school purposes. A site may be deleted from the Unused Sites Program when a school district sells a site, begins construction on a site or reopens a site for school purposes.

This item is requesting the Board approve the nonuse payments, waivers, reduction of fees, additions and deletions for unused school sites as shown on the attachments.

AUTHORITY

Please see Attachment A.

BACKGROUND

As required by law, all school districts are required to report any unused school sites to the Board annually. The school districts self-certify requests for waivers and reduction of fees based on certain criteria outlined in Education Code Section 17219. In addition, school districts are required to report any newly acquired or closed school sites. An unused school site may be deleted if a school district has sold, constructed a new school or reopened a previously closed school site.

Funds collected by the State Controller's Office are transferred to the State School Site Utilization Fund.

STAFF ANALYSIS/STATEMENTS**Unused School Site Payments**

The school districts on Attachment B are being assessed unused school site fees based on the self-certified reports submitted to the Office of Public School Construction. This information will authorize the State Controller's Office to withhold an amount equal to the school districts' total assessed fee, in four equal installments, during the months of February through May as prescribed in law. A total of \$5,518,827 will be withheld for the Fiscal Year 2018/2019.

Waivers of Assessment of Fees for Unused School Sites

Attachment C lists school districts that have submitted self-certified documents requesting a waiver of the unused school site assessment due to the State. The school districts must meet any one of the following conditions to be eligible for a waiver:

- a) The school district has resolved to use the site for the purpose for which it was intended within a specified period of time (will be used within 1, 2 or 3 years);
- b) The site has a value less than the exemption amount of \$48,861 for the current Fiscal Year (below minimum);
- c) The school district has advertised the school site for sale and received no bids that, in the judgment of the Board, reflect the fair market value of the property (Attempted to sell);
- d) The site was used for at least one-half of the year for purposes as specified in law (community use, child care program);
- e) The site was leased for at least one-half of the year to a tenant that is paying possessory taxes on the site (leased to tenant); or,
- f) Nonuse payments would cause the school district to receive less than \$120 per pupil in average daily attendance in the school district during the preceding school year (Basic Aid).

Reduction of Fees for Unused School Sites

The school district listed on Attachment D is requesting a reduction of unused school site fees for either of the following reasons as self-certified by the school district:

- a) The payment of bond debt service costs that are directly related to the actual construction of school facilities; or,
- b) A modification of the adjusted value of the site.

If the debt service amount is less than the unused school site fee assessment, the specific percentage of reduction will be reflected on Attachment D.

Added Unused School Sites

The school districts on Attachment E have reported newly acquired school sites or closed school sites, as required by law. Newly acquired school sites will not be subject to an unused school site fee for a period of five years from the date of acquisition for elementary school districts with any grade combination of Kindergarten (K) through eight and for all unified school districts with sites designated for K through six. Any high school districts or unified school districts with sites designated for grades seven through twelve will not be assessed an unused school site fee for a period of seven years. Any unused school site that has previously been utilized as a school but is no longer in use for school purposes, will not be subject to an unused school site fee for a period of five years.

Deleted Unused School Sites

Attachment F lists the unused school sites that have been sold, have begun or completed construction, opened or reopened for school purposes, based on self-certification by the school districts. These school sites will no longer be assessed an unused school site fee.

RECOMMENDATIONS

1. Authorize the State Controller's Office to withhold each school district's nonuse payments as listed on Attachment B.
2. Approve the waivers as shown on Attachment C.
3. Approve the nonuse payment reductions as shown on Attachment D.
4. Approve the added unused school sites as shown on Attachment E.
5. Approve the deletion of unused school sites as shown on Attachment F.

Unused Sites Assessments
Fiscal Year 2018/2019
ATTACHMENT B

County: **ALAMEDA**

CDS #	District	Site	Assessed Value	Annual Payment
75101	Pleasanton Unified	JOSHUA A. NEAL ELEMENTARY (946-1350-013)	\$5,886,288	\$58,863
			DISTRICT TOTAL:	\$58,863

CDS #	District	Site	Assessed Value	Annual Payment
75101	San Lorenzo Unified	MARTIN (Unknown)	\$6,077,329	\$60,773
			DISTRICT TOTAL:	\$60,773

ALAMEDA COUNTY TOTAL: \$119,636

County: **AMADOR**

CDS #	District	Site	Assessed Value	Annual Payment
73981	Amador County Unified	DRYTOWN (unknown)	\$607,044	\$6,070
		SHENANDOAH (Unknown)	\$1,618,797	\$16,188
		WILLOW SPRINGS (Unknown)	\$404,705	\$4,047
			DISTRICT TOTAL:	\$26,305

AMADOR COUNTY TOTAL: \$26,305

County: **CALAVERAS**

CDS #	District	Site	Assessed Value	Annual Payment
61572	Mark Twain Union Elementary	COPPER COVE DR. (061-025-013)	\$187,630	\$1,876
			DISTRICT TOTAL:	\$1,876

CALAVERAS COUNTY TOTAL: \$1,876

County: **CONTRA COSTA**

CDS #	District	Site	Assessed Value	Annual Payment
61648	Antioch Unified	CAMARA SCHL. SITE (057-041-001, 057)	\$2,971,693	\$29,717
		HILLCREST (052-460-012-9)	\$922,490	\$9,225
			DISTRICT TOTAL:	\$38,942

Unused Sites Assessments
Fiscal Year 2018/2019
ATTACHMENT B

CDS #	District	Site	Assessed Value	Annual Payment
61721	Liberty Union High	NEW HIGH #4 (018-310-011-4)	\$3,428,284	\$34,283
			DISTRICT TOTAL:	\$34,283

CDS #	District	Site	Assessed Value	Annual Payment
61754	Mt. Diablo Unified	ALVES RANCH (11.26 ACRES) (094-780-017-6)	\$1,732,631	\$17,326
			DISTRICT TOTAL:	\$17,326

CDS #	District	Site	Assessed Value	Annual Payment
61788	Pittsburg Unified	HARBOR STREET (088-300-018)	\$3,522,295	\$35,223
			DISTRICT TOTAL:	\$35,223

CDS #	District	Site	Assessed Value	Annual Payment
61796	West Contra Costa Unified	ADAMS MIDDLE (520-032-002, 520)	\$2,677,033	\$26,770
		SEAVIEW ELEMENTARY (403-482-043, 403)	\$7,380,879	\$73,809
			DISTRICT TOTAL:	\$100,579

CONTRA COSTA COUNTY TOTAL: \$226,353

County: **EL DORADO**

CDS #	District	Site	Assessed Value	Annual Payment
10090	El Dorado County Office of Ed.	TAHOE HOUSE (032-203-031-100)	\$187,535	\$1,875
			DISTRICT TOTAL:	\$1,875

EL DORADO COUNTY TOTAL: \$1,875

County: **FRESNO**

CDS #	District	Site	Assessed Value	Annual Payment
73965	Central Unified	SIERRA/CONSTANCE (30619038,37,12)	\$2,281,757	\$22,818
			DISTRICT TOTAL:	\$22,818

CDS #	District	Site	Assessed Value	Annual Payment
62117	Clovis Unified	MILLERTON NEW TOWN ELEMENTARY (300-541-04, 07 &)	\$437,540	\$4,375
			DISTRICT TOTAL:	\$4,375

Unused Sites Assessments
Fiscal Year 2018/2019
ATTACHMENT B

CDS #	District	Site	Assessed Value	Annual Payment
62166	Fresno Unified	KONKEL PROJECT (331-13-20T)	\$1,188,353	\$11,884
			DISTRICT TOTAL:	\$11,884

CDS #	District	Site	Assessed Value	Annual Payment
62265	Kings Canyon Joint Unified	DISTRICT OPERATIONS-ALTA (373-350-14)	\$924,991	\$9,250
			DISTRICT TOTAL:	\$9,250

CDS #	District	Site	Assessed Value	Annual Payment
75275	Sierra Unified	MILLERTON (Unknown)	\$517,868	\$5,179
		SIERRA ELEMENTARY (138-140-39)	\$86,997	\$870
			DISTRICT TOTAL:	\$6,049

CDS #	District	Site	Assessed Value	Annual Payment
76778	Washington Unified	NEW MIDDLE SITE 1 (238-150-26 & 140)	\$594,178	\$5,942
			DISTRICT TOTAL:	\$5,942

FRESNO COUNTY TOTAL: \$60,318

County: **IMPERIAL**

CDS #	District	Site	Assessed Value	Annual Payment
63073	Brawley Elementary	PARKSIDE ESTATES (046-349-03-01)	\$1,048,864	\$10,489
			DISTRICT TOTAL:	\$10,489

CDS #	District	Site	Assessed Value	Annual Payment
63107	Calipatria Unified	CALIPATRIA HIGH - FARM (023-060-10)	\$142,604	\$1,426
			DISTRICT TOTAL:	\$1,426

CDS #	District	Site	Assessed Value	Annual Payment
63214	San Pasqual Valley unified	OGILBY (Unknown)	\$53,723	\$537
			DISTRICT TOTAL:	\$537

IMPERIAL COUNTY TOTAL: \$12,452

Unused Sites Assessments
Fiscal Year 2018/2019
ATTACHMENT B

County: **KERN**

CDS #	District	Site	Assessed Value	Annual Payment
63412	Delano Joint Union High	M.D.B. & M SITE (520-010-01-00-7)	\$531,004	\$5,310
DISTRICT TOTAL:				\$5,310

CDS #	District	Site	Assessed Value	Annual Payment
63404	Delano Union Elementary	CNG & MOT FACILITY (521-090-17/27)	\$638,870	\$6,389
DISTRICT TOTAL:				\$6,389

CDS #	District	Site	Assessed Value	Annual Payment
63438	Edison Elementary	EUCALYPTUS PROPERTY (388 40 12)	\$893,737	\$8,937
		EUCALYPTUS PROPERTY 2 (9.22 ACRES) (388-140-03)	\$1,516,600	\$15,166
DISTRICT TOTAL:				\$24,103

CDS #	District	Site	Assessed Value	Annual Payment
63503	Greenfield Union	FUTURE SCHOOL SITE (518-040-12)	\$2,019,546	\$20,195
		MIDDLE #4 (518-030-06)	\$3,170,566	\$31,706
		New McKee Elementary (517-030-04)	\$2,718,021	\$27,180
DISTRICT TOTAL:				\$79,081

CDS #	District	Site	Assessed Value	Annual Payment
10157	Kern County Office of Education	COTTONWOOD ROAD (170-270-18)	\$1,191,104	\$11,911
DISTRICT TOTAL:				\$11,911

CDS #	District	Site	Assessed Value	Annual Payment
63552	Lakeside Union	LAKE SIDE #4 (542-010-05-3)	\$268,357	\$2,684
		LAKE SIDE #5 (27 ACRES) (542-010-07-9)	\$744,210	\$7,442
DISTRICT TOTAL:				\$10,126

CDS #	District	Site	Assessed Value	Annual Payment
63594	Lost Hills Union Elementary	SECTION 3 (AP069-011-049)	\$53,723	\$537
DISTRICT TOTAL:				\$537

Unused Sites Assessments
Fiscal Year 2018/2019
ATTACHMENT B

CDS #	District	Site	Assessed Value	Annual Payment
63628	Maricopa Unified	42-280-05 (Unknown)	\$391,464	\$3,915
DISTRICT TOTAL:				\$3,915
CDS #	District	Site	Assessed Value	Annual Payment
63677	Mojave Unified	LOT 332 (Unknown)	\$395,540	\$3,955
		RED ROCK ELEMENTARY (181050048)	\$1,036,741	\$10,367
DISTRICT TOTAL:				\$14,322
CDS #	District	Site	Assessed Value	Annual Payment
63578	Richland Union Elementary	SITE 5-KIRSCHENMANN (026-160-10)	\$66,014	\$660
DISTRICT TOTAL:				\$660
CDS #	District	Site	Assessed Value	Annual Payment
73742	Sierra Sands Unified	WARD & DOWNS (Unknown)	\$266,206	\$2,662
DISTRICT TOTAL:				\$2,662
CDS #	District	Site	Assessed Value	Annual Payment
63776	Southern Kern Unified	SCRUGGS (Unknown)	\$322,005	\$3,220
		WILLOW SPRINGS ROAD (Unknown)	\$188,042	\$1,880
DISTRICT TOTAL:				\$5,100
CDS #	District	Site	Assessed Value	Annual Payment
63826	Tehachapi Unified	ALPINE FOREST SITE (325-031-01-00-7)	\$164,455	\$1,645
		CHERRY LANE SITE (416-110-14)	\$269,764	\$2,698
		MOUNTAIN MEADOWS SITE (223-272-01-00-1)	\$236,584	\$2,366
		STALLION SPRINGS SITE 2 (318-200-01-00)	\$302,942	\$3,029
DISTRICT TOTAL:				\$9,738
KERN COUNTY TOTAL:				\$173,854

Unused Sites Assessments
Fiscal Year 2018/2019
ATTACHMENT B

County: **KINGS**

CDS #	District	Site	Assessed Value	Annual Payment
73932	Reef-Sunset Unified	N/W TOWNSHIP (SEE FOLDER) (Unknown)	\$70,915	\$709
			DISTRICT TOTAL:	\$709
			KINGS COUNTY TOTAL:	\$709

County: **LAKE**

CDS #	District	Site	Assessed Value	Annual Payment
64022	Konocti Unified	LAKESHORE VILLAGE (Unknown)	\$708,453	\$7,085
			DISTRICT TOTAL:	\$7,085
			LAKE COUNTY TOTAL:	\$7,085

County: **LOS ANGELES**

CDS #	District	Site	Assessed Value	Annual Payment
64246	Antelope Valley Union High	70TH STR WEST & AVENUE 1 (77.33 ACRES) (3268-022-031)	\$3,180,008	\$31,800
		HIGH SCHOOL #11 (3219-001-004, 00)	\$480,814	\$4,808
		HIGH SCHOOL #9 (3051-027-011, 01)	\$3,069,661	\$30,697
		LEONA VALLEY (MESSER RANCH) (3206-006-900,901)	\$4,319,712	\$43,197
			DISTRICT TOTAL:	\$110,502

CDS #	District	Site	Assessed Value	Annual Payment
64345	Castaic Union	APN 3270-015-900 (Unknown)	\$64,466	\$645
		APN 3270-017-904 (Unknown)	\$100,255	\$1,003
		APN 3272-034-907 (Unknown)	\$64,466	\$645
			DISTRICT TOTAL:	\$2,293

CDS #	District	Site	Assessed Value	Annual Payment
73437	Compton Unified	MARSHALL KING (Unknown)	\$19,871,863	\$198,719
			DISTRICT TOTAL:	\$198,719

Unused Sites Assessments

Fiscal Year 2018/2019

ATTACHMENT B

CDS #	District	Site	Assessed Value	Annual Payment
64444	Culver City Unified	BETSY ROSS ELEMENTARY (Unknown)	\$5,872,146	\$58,721
		WASHINGTON ELEMENTARY (Unknown)	\$4,631,005	\$46,310
DISTRICT TOTAL:				\$105,031

CDS #	District	Site	Assessed Value	Annual Payment
64527	El Rancho Unified	MAIZELAND (6368-006-900)	\$908,879	\$9,089
		OBREGON EUGENE A (8123-001-909)	\$5,797,309	\$57,973
		PIO PICO ELEMENTARY (5272-018-900)	\$7,354,569	\$73,546
DISTRICT TOTAL:				\$140,608

CDS #	District	Site	Assessed Value	Annual Payment
64568	Glendale Unified	GLENDALÉ ADMIN BLDG 15000 SQ FT 5642-017-902 (5642-017-902, 90)	\$2,715,728	\$27,157
DISTRICT TOTAL:				\$27,157

CDS #	District	Site	Assessed Value	Annual Payment
64642	Keppel Union Elementary	CALIFORNIA CITY (Unknown)	\$50,304	\$503
DISTRICT TOTAL:				\$503

CDS #	District	Site	Assessed Value	Annual Payment
64667	Lancaster Elementary	ELEMENTARY SITE #22 (3153-002-15,16,1)	\$4,061,466	\$40,615
		MIDDLE #21 (3153-010-900)	\$2,842,721	\$28,427
		SITE #24 (3105-017-900)	\$3,565,062	\$35,651
		SITE 19 (3176-20-900)	\$302,871	\$3,029
DISTRICT TOTAL:				\$107,722

CDS #	District	Site	Assessed Value	Annual Payment
64733	Los Angeles Unified	COLLINS (2146-004-904)	\$8,450,597	\$84,506
		ELA STAR #1 (5234-012-900)	\$52,452	\$525
		HARRISON STREET ELEMENTARY (5229-017-904)	\$55,366	\$554
		HIGHLANDER EL (2028-028-900)	\$6,979,162	\$69,792
		LOS ANGELES ACADEMY MIDDLE (5101-005-900)	\$670,223	\$6,702
		OSO EL (2151-0154-900)	\$6,833,466	\$68,335
		PLATT RANCH EL (2047-007-900)	\$9,015,258	\$90,153
DISTRICT TOTAL:				\$320,567

Unused Sites Assessments
Fiscal Year 2018/2019
ATTACHMENT B

CDS #	District	Site	Assessed Value	Annual Payment
64857	Palmdale Elementary	BLACKBIRD ELEMENTARY (3051-014-900, 90)	\$2,210,337	\$22,103
		FREDERICK W. STRASBURG SCHOOL (3019-011-901-920)	\$3,571,848	\$35,718
DISTRICT TOTAL:				\$57,821

CDS #	District	Site	Assessed Value	Annual Payment
65102	Westside Union Elementary	4830 QUARTZ HILL ROAD (3101-017-011)	\$199,072	\$1,991
		BELLVIEW (3001-005-901)	\$170,358	\$1,704
		L-12 & 82ND STREET WEST (3248-022-002)	\$925,199	\$9,252
		NEENACH ELEMENTARY (3275-013-903 & 3)	\$248,157	\$2,482
		QUARTZ HILL ROAD PROPERTY (3101-017-012)	\$183,764	\$1,838
		TUMBLEWEED HEIGHTS (3262-015-900)	\$81,459	\$815
DISTRICT TOTAL:				\$18,082

LOS ANGELES COUNTY TOTAL: \$1,089,005

County: **MARIPOSA**

CDS #	District	Site	Assessed Value	Annual Payment
65532	Mariposa County Unified	HORNITOS (011-190-005)	\$285,279	\$2,853
		YAQUI GULCH (17-540-10)	\$388,748	\$3,887
		YOSEMITE WEST (06-070-32)	\$155,374	\$1,554
DISTRICT TOTAL:				\$8,294

MARIPOSA COUNTY TOTAL: \$8,294

County: **MENDOCINO**

CDS #	District	Site	Assessed Value	Annual Payment
65615	Ukiah Unified	HOPLAND ELEMENTARY (048-400-05)	\$5,203,431	\$52,034
		REDWOOD VALLEY ELEMENTARY (163-060-15)	\$10,864,345	\$108,643
DISTRICT TOTAL:				\$160,677

MENDOCINO COUNTY TOTAL: \$160,677

County: **MERCED**

Unused Sites Assessments

Fiscal Year 2018/2019

ATTACHMENT B

CDS #	District	Site	Assessed Value	Annual Payment
65631	Atwater Elementary	ATWATER-JORDAN (056-084-018)	\$367,859	\$3,679
		AVE ONE (005-110-14)	\$447,200	\$4,472
		JUNIPER AVENUE (004-010-026)	\$90,655	\$907
DISTRICT TOTAL:				\$9,058

CDS #	District	Site	Assessed Value	Annual Payment
65748	Livingston Union	NEW SCHOOL SITE (047-170-011)	\$512,117	\$5,121
DISTRICT TOTAL:				\$5,121

CDS #	District	Site	Assessed Value	Annual Payment
65771	Merced City Elementary	PAULSON ROAD SITE APN 060-730-042 (Unknown)	\$827,726	\$8,277
DISTRICT TOTAL:				\$8,277

CDS #	District	Site	Assessed Value	Annual Payment
65789	Merced Union High	TYLER RD. GERARD AVE (259-130-010)	\$2,878,580	\$28,786
DISTRICT TOTAL:				\$28,786

MERCED COUNTY TOTAL: **\$51,242**

County: **MONTEREY**

CDS #	District	Site	Assessed Value	Annual Payment
66092	Monterey Peninsula Unified	MONTEREY CAL/RANCHO SAUCI (APN 259-091-011)	\$2,520,592	\$25,206
		MONTEREY CO. HIDDEN HILLS (Unknown)	\$3,939,757	\$39,398
DISTRICT TOTAL:				\$64,604

CDS #	District	Site	Assessed Value	Annual Payment
73825	North Monterey County Unified	OAK HILLS SUBDIVISION (Unknown)	\$1,994,572	\$19,946
DISTRICT TOTAL:				\$19,946

MONTEREY COUNTY TOTAL: **\$84,550**

County: **NEVADA**

CDS #	District	Site	Assessed Value	Annual Payment
66373	Pleasant Ridge Union Elementary	SHARON OAKS (Unknown)	\$76,250	\$763

Unused Sites Assessments
Fiscal Year 2018/2019
ATTACHMENT B

DISTRICT TOTAL: \$763

NEVADA COUNTY TOTAL: \$763

County: **PLACER**

CDS #	District	Site	Assessed Value	Annual Payment
66787	Auburn Union Elementary	ATWOOD (28.3 ACRES) (051-100-070)	\$1,007,084	\$10,071
			DISTRICT TOTAL:	\$10,071

CDS #	District	Site	Assessed Value	Annual Payment
66803	Dry Creek Joint Elementary	MORGAN CREEK ELEMENTARY (029-010-020)	\$1,697,956	\$16,980
			DISTRICT TOTAL:	\$16,980

CDS #	District	Site	Assessed Value	Annual Payment
66886	Placer Hills Union Elementary	PLACER HILLS (074-111-011, 074)	\$2,185,512	\$21,855
			DISTRICT TOTAL:	\$21,855

CDS #	District	Site	Assessed Value	Annual Payment
66928	Roseville Joint Union High	TRANSPORTATION FACILITY - INDUSTRIAL BLVD (017-122-061)	\$1,247,666	\$12,477
			DISTRICT TOTAL:	\$12,477

PLACER COUNTY TOTAL: \$61,383

County: **RIVERSIDE**

CDS #	District	Site	Assessed Value	Annual Payment
66985	Banning Unified	538-280-002-8 (538-280-002-8)	\$475,082	\$4,751
			DISTRICT TOTAL:	\$4,751

CDS #	District	Site	Assessed Value	Annual Payment
66993	Beaumont Unified	FOURTEENTH STREET (414-070-001)	\$237,669	\$2,377
		LOMA LINDA ELEMENTARY (421-120-009)	\$237,669	\$2,377
		PENNSYLVANIA PROPERTY (419-360-030, 418)	\$282,941	\$2,829
		DISTRICT TOTAL:		\$7,583

Unused Sites Assessments
Fiscal Year 2018/2019
ATTACHMENT B

CDS #	District	Site	Assessed Value	Annual Payment
73676	Coachella Valley unified	FUTURE NORTH SHORE (K-8) 40 ACRES 721-110-001 (721-110-001)	\$2,157,543	\$21,575
DISTRICT TOTAL:				\$21,575

CDS #	District	Site	Assessed Value	Annual Payment
67033	Corona-Norco Unified	RANCHO SERRANO HIGH (283-150-016,017)	\$1,451,306	\$14,513
		ROOSEVELT ELEMENTARY (106-020-004)	\$2,399,798	\$23,998
DISTRICT TOTAL:				\$38,511

CDS #	District	Site	Assessed Value	Annual Payment
67058	Desert Sands Unified	AVE 39 ELEMENTARY (#6) (679-110-001)	\$5,099,199	\$50,992
		SOUTHWEST INDIO (MADISON STREET) (649-270-1 & 649-)	\$2,299,052	\$22,991
DISTRICT TOTAL:				\$73,983

CDS #	District	Site	Assessed Value	Annual Payment
67082	Hemet Unified	GIBBEL ELEMENTARY (454-400-001)	\$432,774	\$4,328
DISTRICT TOTAL:				\$4,328

CDS #	District	Site	Assessed Value	Annual Payment
75176	Lake Elsinore Unified	WASSON CANYON (349-41-005)	\$153,089	\$1,531
DISTRICT TOTAL:				\$1,531

CDS #	District	Site	Assessed Value	Annual Payment
67124	Moreno Valley Unified	WILMOT/CACTUS (476-100-012)	\$313,524	\$3,135
DISTRICT TOTAL:				\$3,135

CDS #	District	Site	Assessed Value	Annual Payment
67173	Palm Springs Unified	KAREN STREET SCHOOL (667-100-006-8)	\$342,397	\$3,424
		PALM DESSERT SCHOOL SITE (653-260-024,025,)	\$3,992,199	\$39,922
		RAMON ROAD 80 ACRES (670-230-006-4)	\$22,000,808	\$220,008
DISTRICT TOTAL:				\$263,354

Unused Sites Assessments
Fiscal Year 2018/2019
ATTACHMENT B

CDS #	District	Site	Assessed Value	Annual Payment
10330	Riverside County Office of Ed.	Jurupa RLC (170-140-041, 042)	\$2,047,097	\$20,471
			DISTRICT TOTAL:	\$20,471

CDS #	District	Site	Assessed Value	Annual Payment
67231	Romoland Elementary	MONUMENT RANCH (330-160-051-3,34)	\$5,907,924	\$59,079
			DISTRICT TOTAL:	\$59,079

CDS #	District	Site	Assessed Value	Annual Payment
67249	San Jacinto Unified	MEGAN COPE ELEMENTARY (433-110-028)	\$343,722	\$3,437
		WARREN COVE K-8 (431-250-053)	\$1,353,404	\$13,534
			DISTRICT TOTAL:	\$16,971

RIVERSIDE COUNTY TOTAL: \$515,272

County: **SACRAMENTO**

CDS #	District	Site	Assessed Value	Annual Payment
67314	Elk Grove Unified	APN 121-0110-002 (121-0110-002)	\$397,622	\$3,976
			DISTRICT TOTAL:	\$3,976

CDS #	District	Site	Assessed Value	Annual Payment
67348	Galt Joint Union Elementary	JEFF JENNINGS (148-0140-044)	\$1,865,991	\$18,660
			DISTRICT TOTAL:	\$18,660

CDS #	District	Site	Assessed Value	Annual Payment
75283	Natomas Unified	NORTHPOINTE MIDDLE (225-1060-024,025)	\$5,499,253	\$54,993
		WESTLAKESIDE SITE (225-0030-065)	\$977,205	\$9,772
			DISTRICT TOTAL:	\$64,765

CDS #	District	Site	Assessed Value	Annual Payment
66928	Robla Elementray	NORWOOD SITE (237-0380-01900&0)	\$2,412,804	\$24,128
			DISTRICT TOTAL:	\$24,128

Unused Sites Assessments

Fiscal Year 2018/2019

ATTACHMENT B

CDS #	District	Site	Assessed Value	Annual Payment
76505	Twin Rivers Unified	EAST NATOMAS EDUCATIONAL COMPLEX 34 ACRES (201-0320-018)	\$8,995,753	\$89,958
		EAST NATOMAS EDUCATIONAL COMPLEX 35ACRES (201-0320-019)	\$9,164,537	\$91,645
		EAST NATOMAS EDUCATIONAL COMPLEX 7.5 ACRES (201-0320-024)	\$4,438,228	\$44,382
		EAST NATOMAS EDUCATIONAL COMPLEX 7.7 ACRE (201-0320-020)	\$8,679,099	\$86,791
		HARMON JOHNSON ELEMENTARY (263-0110-005-000)	\$7,725,634	\$77,256
		MEISTER (225-0170-029)	\$2,201,973	\$22,020
		SITE E (206-090-14)	\$623,954	\$6,240
		SITE F (214-181-02)	\$325,956	\$3,260
		TERRACE PARK ELEMENTARY (201-0300-102, 10)	\$5,845,279	\$58,453
			DISTRICT TOTAL:	\$480,005

SACRAMENTO COUNTY TOTAL: \$591,534

County: **SAN BERNADINO**

CDS #	District	Site	Assessed Value	Annual Payment
67587	Adelanto Elementary	New Elementary Site #24 (3128-391-01)	\$982,216	\$9,822
		PALMER & EL MIRAGE (457-251-16)	\$209,808	\$2,098
			DISTRICT TOTAL:	\$11,920

CDS #	District	Site	Assessed Value	Annual Payment
75077	Apply Valley Unified	APN: 441-041-35 (441-041-35)	\$107,638	\$1,076
		RANCHERIAS SITE (441-041-02)	\$1,336,439	\$13,364
			DISTRICT TOTAL:	\$14,440

CDS #	District	Site	Assessed Value	Annual Payment
73858	Baker Valley Unified	MOUNTAIN PASS ELEMENTARY (Unknown)	\$71,302	\$713
			DISTRICT TOTAL:	\$713

CDS #	District	Site	Assessed Value	Annual Payment
67611	Barstow Unified	SCHOOL FARM (Unknown)	\$408,927	\$4,089
			DISTRICT TOTAL:	\$4,089

Unused Sites Assessments

Fiscal Year 2018/2019

ATTACHMENT B

CDS #	District	Site	Assessed Value	Annual Payment
67652	Chaffey Joint Union High	HIGH SCHOOL #9 (SAN SEVAINE FONTANA) (228-021-28,27)	\$8,756,613	\$87,566
			DISTRICT TOTAL:	\$87,566

CDS #	District	Site	Assessed Value	Annual Payment
67710	Fontana Unified	BIRCH CONTINUATION HIGH EXPANSION (0243-191-04)	\$420,738	\$4,207
			DISTRICT TOTAL:	\$4,207

CDS #	District	Site	Assessed Value	Annual Payment
75044	Hesperia Unified	CEDAR GLEN 14.77 ACRES (3046-101-23,24,1)	\$545,097	\$5,451
		EL CENTRO 13.49 ACRES (405-372-42,43)	\$430,020	\$4,300
			DISTRICT TOTAL:	\$9,751

CDS #	District	Site	Assessed Value	Annual Payment
67777	Morongo Unified	2 MILE ROAD/ENCELIA (0612-231-05)	\$82,682	\$827
			DISTRICT TOTAL:	\$827

CDS #	District	Site	Assessed Value	Annual Payment
67801	Needles Unified	AMBOY ELEMENTARY (055-613-10)	\$74,066	\$741
		ESSEX ELEMENTARY (0655-131-03-0000)	\$118,838	\$1,188
			DISTRICT TOTAL:	\$1,929

CDS #	District	Site	Assessed Value	Annual Payment
67868	Rim of the World Unified	CRESTLINE ELEMENTARY (343-111-04)	\$295,321	\$2,953
			DISTRICT TOTAL:	\$2,953

CDS #	District	Site	Assessed Value	Annual Payment
67876	San Bernadino City Unified	HIGHLAND-CYPRESS II (1192-361-01)	\$137,388	\$1,374
			DISTRICT TOTAL:	\$1,374

Unused Sites Assessments

Fiscal Year 2018/2019

ATTACHMENT B

CDS #	District	Site	Assessed Value	Annual Payment
10363	San Bernadino COE	Adelanto Early Education Center (3128-521-09)	\$132,180	\$1,322
		APPLE VALLEY COUNTY HIGH (3087-341-37)	\$1,277,738	\$12,777
		BEAR VALLEY COMMUNITY DAY (2328-103-02)	\$492,004	\$4,920
		Chino Hills Early Ed Center (1013-421-09 to12)	\$2,643,594	\$26,436
		HESPREIA EARLY ED CENTER (3072-241-17)	\$734,330	\$7,343
		HIGHLAND COMMUNITY (1191-201-12)	\$734,330	\$7,343
		VICTORVILLE CENTRAL COMMUNITY (0477-132-47)	\$317,230	\$3,172
		yucca valley cds (0601-551-27)	\$1,300,816	\$13,008
			DISTRICT TOTAL:	\$76,321

CDS #	District	Site	Assessed Value	Annual Payment
73957	Snowline Joint Unified	PROPERTY ON CAUGHLIN ROAD (3102-431-03, 04)	\$185,475	\$1,855
		PROPERTY ON GOSS ROAD (3069-141-12-0000)	\$139,863	\$1,399
		PROPERTY ON LA MESA (APN 08, 09, 10) (3097-391-07-0000)	\$67,840	\$678
		PROPERTY ON LUNA & BELLFLOWER (3133-131-08)	\$197,840	\$1,978
			DISTRICT TOTAL:	\$5,910

CDS #	District	Site	Assessed Value	Annual Payment
67918	Victor Elementary	ADDITIONAL LAND - GTE (0480-021-50,51)	\$104,904	\$1,049
		ADDITIONAL LAND - IR/AC (477-393-01)	\$82,245	\$822
		LOCUST PROPERTY (3093-231-03-0000)	\$6,221,046	\$62,210
		MOJAVE VISTA ELEMENTARY (0478-021-17-0000)	\$1,125,974	\$11,260
		SANDSTONE (3104-231-07-0000)	\$179,738	\$1,797
			DISTRICT TOTAL:	\$77,138

SAN BERNADINO COUNTY TOTAL: \$299,138

County: **SAN DIEGO**

CDS #	District	Site	Assessed Value	Annual Payment
67983	Borrego Springs Unified	198-270-13 (198-270-13)	\$77,040	\$770
			DISTRICT TOTAL:	\$770

Unused Sites Assessments

Fiscal Year 2018/2019

ATTACHMENT B

CDS #	District	Site	Assessed Value	Annual Payment
68338	San Diego Unified	CAMP ELLIOTT 2-JR.HIGH (368-010-03)	\$7,965,761	\$79,658
		SERRA ELEM. (672-450-34)	\$84,153	\$842
DISTRICT TOTAL:				\$80,500

CDS #	District	Site	Assessed Value	Annual Payment
68361	Santee Elementary	ELLIOTT #2 (Unknown)	\$176,553	\$1,766
		SANTEE ELEMENTARY (384-091-01,13,14)	\$2,376,708	\$23,767
		SUMMIT SITE (37821013,07,35)	\$3,577,155	\$35,772
DISTRICT TOTAL:				\$61,305

CDS #	District	Site	Assessed Value	Annual Payment
68411	Sweetwater Union High	HUNTE (643-612-15)	\$39,899,546	\$398,995
		WINDMILL FARMS SITE (568-420-14, 15,3)	\$3,970,204	\$39,702
DISTRICT TOTAL:				\$438,697

SAN DIEGO COUNTY TOTAL: \$581,272County: **SAN FRANCISCO**

CDS #	District	Site	Assessed Value	Annual Payment
68478	San Francisco Unified	1440 HARRISON SITE (3520 Lot 51)	\$2,303,416	\$23,034
		5TH & MARKET (3705 Lot 42)	\$5,722,643	\$57,226
		SEVENTH AND LAWTON SITE (1030 Lot 1937)	\$502,337	\$5,023
		SIR FRANCIS DRAKE ANNEX (4700 Lot 8)	\$2,134,618	\$21,346
DISTRICT TOTAL:				\$106,629

SAN FRANCISCO COUNTY TOTAL: \$106,629County: **SAN JOAQUIN**

CDS #	District	Site	Assessed Value	Annual Payment
68585	Lodi Unified	BRIGHT BEAR CREEK WEST STOCKTON (084-060-07)	\$3,360,644	\$33,606
		GANTNER ELEMENTARY (027-400-02)	\$5,035,418	\$50,354
		PANOUSI MIDDLE SCHOOL SITE (084-050-13)	\$7,159,733	\$71,597
DISTRICT TOTAL:				\$155,557

Unused Sites Assessments

Fiscal Year 2018/2019

ATTACHMENT B

CDS #	District	Site	Assessed Value	Annual Payment
68593	Manteca Unified	ETHEL ALLEN (191-340-02)	\$7,729,055	\$77,291
		LATHROP ANNEX (196-240-18 & 19)	\$1,531,330	\$15,313
		RUSTIC (226-020-30)	\$3,118,240	\$31,182
		SOUTH MANTECA HIGH (226-100-05,224)	\$21,753,106	\$217,531
DISTRICT TOTAL:				\$341,317

CDS #	District	Site	Assessed Value	Annual Payment
68676	Stockton Unified	CARPENTER ROAD/HERNANDEZ ELEMENTARY (179-090-13)	\$403,095	\$4,031
DISTRICT TOTAL:				\$4,031

SAN JOAQUIN COUNTY TOTAL: \$500,905County: **SAN LUIS OBISPO**

CDS #	District	Site	Assessed Value	Annual Payment
68759	Lucia Mar Unified	ROSEMARY CRAIG MIDDLE (091-181-031-4-2)	\$3,565,062	\$35,651
DISTRICT TOTAL:				\$35,651

CDS #	District	Site	Assessed Value	Annual Payment
75457	Paso Robles Joint Unified	MARGARET GATES SCHOOL (25-392-014,15,16)	\$2,881,637	\$28,816
DISTRICT TOTAL:				\$28,816

SAN LUIS OBISPO COUNTY TOTAL: \$64,467County: **SAN MATEO**

CDS #	District	Site	Assessed Value	Annual Payment
69013	San Bruno Park Elementary	ENGVALL SCHOOL (019-270-260&270)	\$788,024	\$7,880
DISTRICT TOTAL:				\$7,880

SAN MATEO COUNTY TOTAL: \$7,880County: **SANTA BARBARA**

CDS #	District	Site	Assessed Value	Annual Payment
69146	Carpinteria Unified	BAILARD AVENUE PARCEL #1-080-45 AND 46 (1-080-45 & 46)	\$6,711,671	\$67,117
		WHITNEY PROPERTY (Unknown)	\$1,476,687	\$14,767

Unused Sites Assessments
Fiscal Year 2018/2019
ATTACHMENT B

DISTRICT TOTAL: \$81,884

CDS #	District	Site	Assessed Value	Annual Payment
75010	Cuyama Joint Unified	4753 CEBRIAN (149-072-07-001-2)	\$67,540	\$675
		4814 MORALES (149-061-12-001-6)	\$67,849	\$678
		4825 CEBRIAN (149-063-05-001-0)	\$60,826	\$608
		4825 MORALES (149-062-05-001-5)	\$64,996	\$650
		4831 MORALES (149-062-04-001-8)	\$66,935	\$669
		4832 SISQUOC (149-035-21-002-1)	\$60,825	\$608
			DISTRICT TOTAL:	\$3,888

CDS #	District	Site	Assessed Value	Annual Payment
69229	Lompoc Unified	ARTESIA (Unknown)	\$1,009,880	\$10,099
			DISTRICT TOTAL:	\$10,099

SANTA BARBARA COUNTY TOTAL: \$95,871

County: **SANTA CLARA**

CDS #	District	Site	Assessed Value	Annual Payment
69385	Cambrian	METZLER ELEMENTARY (Unknown)	\$5,964,081	\$59,641
			DISTRICT TOTAL:	\$59,641

CDS #	District	Site	Assessed Value	Annual Payment
69666	San Jose Unified	CAGLIA UNDEVELOPED SITE (701-34-001)	\$6,008,352	\$60,084
			DISTRICT TOTAL:	\$60,084

SANTA CLARA COUNTY TOTAL: \$119,725

County: **SHASTA**

CDS #	District	Site	Assessed Value	Annual Payment
70094	Pacheco Union Elementary	NORTH RANCHO - APN:054-090-36 (054-090-36)	\$813,894	\$8,139
			DISTRICT TOTAL:	\$8,139

SHASTA COUNTY TOTAL: \$8,139

Unused Sites Assessments
Fiscal Year 2018/2019
ATTACHMENT B

County: **SOLANO**

CDS #	District	Site	Assessed Value	Annual Payment
70540	Fairfield-Suisun Unified	FALLS ELEMENTARY (148-070-006)	\$865,549	\$8,655
			DISTRICT TOTAL:	\$8,655

CDS #	District	Site	Assessed Value	Annual Payment
70565	Travis Unified	GOLDRIDGE (0166-200-500)	\$9,470,548	\$94,705
		SOUTH TOWN - PAPIN (0136-140-080)	\$4,917,400	\$49,174
			DISTRICT TOTAL:	\$143,879

SOLANO COUNTY TOTAL: \$152,534

County: **SONOMA**

CDS #	District	Site	Assessed Value	Annual Payment
70912	Santa Rosa Elementary	FIR RIDGE ELEMENTARY (D40-070-21)	\$754,346	\$7,543
			DISTRICT TOTAL:	\$7,543

CDS #	District	Site	Assessed Value	Annual Payment
71035	Wright Elementary	950 S. WRIGHT ROAD (035-093-043)	\$8,238,500	\$82,385
			DISTRICT TOTAL:	\$82,385

SONOMA COUNTY TOTAL: \$89,928

County: **STANISLAUS**

CDS #	District	Site	Assessed Value	Annual Payment
75564	Oakdale Joint Unified	BRIDLE RIDGE (063-060-006)	\$839,234	\$8,392
			DISTRICT TOTAL:	\$8,392

CDS #	District	Site	Assessed Value	Annual Payment
71217	Patterson Joint Unified	NEW ELEMENTARY SCHOOL (Unknown)	\$420,451	\$4,205
			DISTRICT TOTAL:	\$4,205

Unused Sites Assessments

Fiscal Year 2018/2019

ATTACHMENT B

CDS #	District	Site	Assessed Value	Annual Payment
71290	Sylvan Union Elementary	ELEMENTARY SCHOOL SITE #12 (083-004-089)	\$3,327,440	\$33,274
			DISTRICT TOTAL:	\$33,274

STANISLAUS COUNTY TOTAL: \$45,871

County: **SUTTER**

CDS #	District	Site	Assessed Value	Annual Payment
71464	Yuba City Unified	GROVE/BOGUE ROADS (23023001&002)	\$2,977,657	\$29,777
		SHANGHAI BEND RD & PEORIA DR (55-010-040)	\$220,300	\$2,203
			DISTRICT TOTAL:	\$31,980

SUTTER COUNTY TOTAL: \$31,980

County: **TULARE**

CDS #	District	Site	Assessed Value	Annual Payment
71795	Allesworth Elementary	ELEMENTARY SCHOOL K-6 333-350-019 (333-350-019)	\$57,958	\$580
			DISTRICT TOTAL:	\$580

CDS #	District	Site	Assessed Value	Annual Payment
71803	Alpaugh Unified	FUTURE FAA SITE (311-350-002)	\$367,466	\$3,675
			DISTRICT TOTAL:	\$3,675

CDS #	District	Site	Assessed Value	Annual Payment
75325	Farmersville Unified	FUTURE MIDDLE 053 (129-010-11)	\$193,480	\$1,935
		FUTURE MIDDLE 054 (129-010-054)	\$82,245	\$822
		FUTURE MIDDLE 055 (129-010-055)	\$189,290	\$1,893
		FUTURE MIDDLE 056 (129-010-056)	\$189,290	\$1,893
		FUTURE MIDDLE 057 (129-010-057)	\$181,318	\$1,813
		FUTURE MIDDLE 058 (129-010-058)	\$128,936	\$1,289
		FUTURE MIDDLE 059 (129-010-059)	\$82,245	\$822
		FUTURE MIDDLE 060 (50000)	\$82,245	\$822
		FUTURE MIDDLE 061 (129-010-061)	\$82,245	\$822
			DISTRICT TOTAL:	\$12,111

Unused Sites Assessments

Fiscal Year 2018/2019

ATTACHMENT B

CDS #	District	Site	Assessed Value	Annual Payment
71944	Hope Elementary	ORANGE GROVE SITE (303-060-011-000)	\$246,735	\$2,467
DISTRICT TOTAL:				\$2,467

CDS #	District	Site	Assessed Value	Annual Payment
75523	Porterville Unified	K-8 GRAMMAR SCHOOL (254-010-014,049)	\$1,468,665	\$14,687
DISTRICT TOTAL:				\$14,687

CDS #	District	Site	Assessed Value	Annual Payment
72090	Rockford Elementary	ROCKFORD SCHOOL (240-150-19)	\$708,642	\$7,086
		ROCKFORD SCHOOL 8 ACRES (236-150-010-000)	\$192,344	\$1,923
DISTRICT TOTAL:				\$9,009

CDS #	District	Site	Assessed Value	Annual Payment
72231	Tulare City Elementary	SEMINOLE/MORRISON PROPERTY (172-010-037)	\$1,148,498	\$11,485
DISTRICT TOTAL:				\$11,485

CDS #	District	Site	Assessed Value	Annual Payment
72256	Visalia Unified	HOUSTON/ROAD 152 (103-040-040-000)	\$509,083	\$5,091
		LOVERS LANE (127-010-044-000)	\$428,313	\$4,283
		LOVERS LANE/MILL CREEK (098-070-035-000)	\$1,230,811	\$12,308
		MARCIN COURT (085-540-019-000)	\$248,225	\$2,482
		PINKHAM ROAD/'K' ROAD (126-920-008-000)	\$1,028,390	\$10,284
DISTRICT TOTAL:				\$34,448

TULARE COUNTY TOTAL: \$88,462

County: **TUOLUMNE**

CDS #	District	Site	Assessed Value	Annual Payment
72348	Columbia Union Elementary	SPRINGFIELD COMMUNITY DAY SCHOOL (033-090-04-00)	\$359,862	\$3,599
DISTRICT TOTAL:				\$3,599

TUOLMNE COUNTY TOTAL: \$3,599

Unused Sites Assessments
Fiscal Year 2018/2019
ATTACHMENT B

County: **VENTURA**

CDS #	District	Site	Assessed Value	Annual Payment
72652	Ventura Unified	FRASER RANCH (063-0-1310045)	\$1,362,568	\$13,626
		JEWETT SITE (131-0-060-015)	\$840,637	\$8,406
		SUDDEN ESTATE (Unknown)	\$769,298	\$7,693
			DISTRICT TOTAL:	\$29,725
			VENTURA COUNTY TOTAL:	\$29,725

County: **YOLO**

CDS #	District	Site	Assessed Value	Annual Payment
72694	Washington Unified	LINDEN ACRES (Unknown)	\$2,389,984	\$23,900
			DISTRICT TOTAL:	\$23,900
			YOLO COUNTY TOTAL:	\$24,667

County: **YUBA**

CDS #	District	Site	Assessed Value	Annual Payment
72736	Marysville Joint Unified	MEADOWS (014-300-070-000)	\$6,294,271	\$62,943
		OLD DOBBINS SCHOOL (Unknown)	\$245,354	\$2,454
		OREGON HOUSE SCHOOL SITE (Unknown)	\$266,309	\$2,663
		W. T. ELLIS CONTINUATION HIGH (Unknown)	\$87,671	\$877
		WHEELER RANCH (014-860-007)	\$591,457	\$5,915
			DISTRICT TOTAL:	\$74,852
			YUBA COUNTY TOTAL:	\$74,852
			<u>CALIFORNIA TOTAL:</u>	<u>\$5,518,827</u>

ATTACHMENT C

**WAIVERS OF ASSESSMENT OF FEES FOR UNUSED SCHOOL SITES
2018/2019 FISCAL YEAR**

COUNTY	CDS #	District	Site	Parcel Number(s)	Fee Waived - Reason
ALAMEDA	61242	New Haven Unified	Barnard White Middle School	486-51-4-2	Community Use
BUTTE	61424	Chico Unified	Canyon View High	002-190-021-000	Community Use
BUTTE		Chico Unified	Henshaw	042-020-019	Community Use
BUTTE	75507	Gridley Unified	Randolph Property	No parcel # reported	Community Use
CALAVERAS	61564	Calaveras Unified	Sheep Ranch	36-020-09	Below Minimum (\$9,462)
CALAVERAS	61572	Mark Twain Union Elementary	Fourth Crossing School	052-004-025	Below Minimum (\$7,574)
CALAVERAS	61580	Vallecito Union Elementary	Sanders Lane	30-015-022	Community Use
CONTRA COSTA	61655	Brentwood Union	Fourth Middle School	018-100-033/040/041	Community Use
CONTRA COSTA	61762	Oakley Union Elementary	Zocchi/Marsh Middle School	034-190-002/003	Community Use
DEL NORTE	61820	Del Norte County Unified	Pacific Shores	No parcel # reported	Below Minimum (\$5,715)
HUMBOLDT	62679	Arcata Elementary	Westwood Site	505-151-07	Leased to Tenant
HUMBOLDT	75515	Eureka City Unified	Jacobs Education Center	9-101-018, 9-111	Community Use
IMPERIAL	63115	Central Union High	McCabe Rd & Pitzer Rd	054-140-001	Community Use
KERN	63693	Norris	Unnamed Elementary #6 (Partial)	492-090-57	Leased to Tenant
KERN	63792	Standard Elementary	New Site	No parcel # reported	Leased to Tenant
KERN	63859	Wasco Union High	Unused Site (77 Acres)	071-060-01, 02	Community Use
KINGS	63875	Armona Union Elementary	Neves Donation	018-490-031	Community Use
LAKE	64030	Lakeport Unified	Natural High	025-601-07	Community Use
LASSEN	64089	Big Valley Joint Unified	Big Valley Primary	018-270-23	Community Use
LOS ANGELES	64378	Charter Oak Unified	Palm View School	8428-16-907	Community Use
LOS ANGELES	64378	Charter Oak Unified	Ruddock School	8940-65-12	Community Use
LOS ANGELES	64477	Eastside Union	Grange Property	3307-005-901-900	Below Minimum (\$25,963)
LOS ANGELES	73445	Hacienda La Puente Unified	Hillgrove Elementary	8217-032-901	Below Minimum (\$39,698)
LOS ANGELES	64600	Hermosa Beach City Elementary	North School	No parcel # reported	Will be used within 2 years
LOS ANGELES	64659	La Canada Unified	Foothill Intermediate School	No parcel # reported	Leased to Tenant
LOS ANGELES	64659	La Canada Unified	Oak Grove	No parcel # reported	Leased to Tenant
LOS ANGELES	64717	Little Lake City Elementary	Gettysburg (District Office)	No parcel # reported	Leased to Tenant

ATTACHMENT C

**WAIVERS OF ASSESSMENT OF FEES FOR UNUSED SCHOOL SITES
2018/2019 FISCAL YEAR**

COUNTY	CDS #	District	Site	Parcel Number(s)	Fee Waived - Reason
LOS ANGELES	64766	Lowell Joint Elementary	Maybrook	No parcel # reported	Child Care Program
LOS ANGELES	64766	Lowell Joint Elementary	Starbuck	No parcel # reported	Community Use
LOS ANGELES	75333	Manhattan Beach Unified	Polliwog Pond	4165-007-902	Community Use
LOS ANGELES	64840	Norwalk-La Mirada Unified	Hoxie	8021-029-903	Leased to Tenant
LOS ANGELES	64840	Norwalk-La Mirada Unified	Kling	8038-028-90123	Community Use
LOS ANGELES	64840	Norwalk-La Mirada Unified	Rancho	8061-035-900	Community Use
LOS ANGELES	64865	Palos Verdes Peninsula Unified	Campo Verde	No parcel # reported	Community Use
LOS ANGELES	64865	Palos Verdes Peninsula Unified	Portugese Bend	No parcel # reported	Community Use
LOS ANGELES	64881	Pasadena Unified	Linda Vista	No parcel # reported	Below Minimum (\$3,642)
LOS ANGELES	75341	Redondo Beach Unified	Fulton	No parcel # reported	Leased to Tenant
LOS ANGELES	75341	Redondo Beach Unified	Patterson	No parcel # reported	Leased to Tenant
LOS ANGELES	64980	Santa Monica-Malibu Unified	9th and Colorado	No parcel # reported	Leased to Tenant
LOS ANGELES	64980	Santa Monica-Malibu Unified	Guest Quarters - A	No parcel # reported	Leased to Tenant
LOS ANGELES	64980	Santa Monica-Malibu Unified	Guest Quarters - B	No parcel # reported	Leased to Tenant
LOS ANGELES	64980	Santa Monica-Malibu Unified	Malibu Canyon Road	No parcel # reported	Community Use
LOS ANGELES	65029	South Pasadena Unified	Oneonta	No parcel # reported	Leased to Tenant
MARIN	65318	Dixie Elementary	Don Timoteo	175-060-01	Community Use
MARIN	65318	Dixie Elementary	Lucas Valley	164-022-10	Child Care Program
MARIN	65318	Dixie Elementary	Santa Margarita	165-021-07	Child Care Program
MARIN	65367	Larkspur-Corte Madera	Larkspur School	No parcel # reported	Leased to Tenant
MARIN	65391	Mill Valley Elementary	Alto	No parcel # reported	Leased to Tenant
MARIN	65391	Mill Valley Elementary	Homestead	No parcel # reported	Leased to Tenant
MARIN	75002	Ross Valley	Deer Park	No parcel # reported	Community Use
MARIN	75002	Ross Valley	Red Hill Intermediate	No parcel # reported	Community Use
MARIN	65482	Tamalpais Union High	San Geronimo	No parcel # reported	Basic Aid
MARIN	65482	Tamalpais Union High	Bolinas Site	No parcel # reported	Basic Aid
MARIPOSA	65532	Mariposa County Unified	Spring Hill High and Cont.	012-180-013	Below Minimum (\$20,196)

ATTACHMENT C

**WAIVERS OF ASSESSMENT OF FEES FOR UNUSED SCHOOL SITES
2018/2019 FISCAL YEAR**

COUNTY	CDS #	District	Site	Parcel Number(s)	Fee Waived - Reason
MENDOCINO	65557	Arena Union Elementary	Bower	145-091-X 10	Basic Aid
MENDOCINO	65557	Arena Union Elementary	Halliday	No parcel # reported	Basic Aid
MENDOCINO	65557	Arena Union Elementary	Oakridge	No parcel # reported	Basic Aid
MENDOCINO	65763	McSwain Union Elementary	Old El Capitan School Road	No parcel # reported	Below Minimum (\$9,481)
MENDOCINO	65581	Mendocino Unified	Old Grammar School Rec Center Site	119-140-19	Basic Aid
MONO	73692	Mammoth Unified	Hilton Creek	No parcel # reported	Community Use
MONTEREY	65961	Alisal Union	New Elementary #12	153-097-006	Leased to Tenant
MONTEREY	65961	Alisal Union	New Elementary #14	153-101-015-000	Leased to Tenant
MONTEREY	65987	Carmel Unified	Holt Site	416-028-03	Basic Aid
MONTEREY	65987	Carmel Unified	Robinson Canyon Road	No parcel # reported	Basic Aid
MONTEREY	66183	San Lucas Union Elementary	Lot 2	231-037-02	Below Minimum (\$21,035)
MONTEREY	66183	San Lucas Union Elementary	Lots 3 & 4	231-037-02	Below Minimum (\$42,085)
MONTEREY	66183	San Lucas Union Elementary	Lots 13 & 15	231-038-11 231-038-13	Below Minimum (\$21,035)
NEVADA	66340	Nevada City	Nevada City Charter	05-370-01	Community Use
NEVADA	66340	Nevada City	Nevada City Elementary	No parcel # reported	Community Use
ORANGE	66480	Cypress Elementary	Cawthon (Robert C.)	242-332-01	Leased to Tenant
ORANGE	66480	Cypress Elementary	Damron School	241-056-01	Leased to Tenant
ORANGE	66498	Fountain Valley Elementary	Moiola Elementary	157-033-15	Community Use
ORANGE	73650	Irvine Unified	El Camino	449-072-18	Community Use
ORANGE	66613	Ocean View Elementary	Crest View	112-060-1-55	Leased to Tenant
ORANGE	66613	Ocean View Elementary	Glen View	145-422-19	Child Care Program
ORANGE	66613	Ocean View Elementary	Haven View	106-180-8	Community Use
ORANGE	66613	Ocean View Elementary	Meadow View	146-181-01	Child Care Program
ORANGE	66613	Ocean View Elementary	Park View	142-441-28	Community Use
ORANGE	66613	Ocean View Elementary	Rancho View	107-100-52	Leased to Tenant
ORANGE	66613	Ocean View Elementary	Robinwood	145-042-24	Community Use

ATTACHMENT C

**WAIVERS OF ASSESSMENT OF FEES FOR UNUSED SCHOOL SITES
2018/2019 FISCAL YEAR**

COUNTY	CDS #	District	Site	Parcel Number(s)	Fee Waived - Reason
ORANGE	66621	Orange Unified	Peralta	No parcel # reported	Community Use
ORANGE	66621	Orange Unified	Walnut	No parcel # reported	Community Use
ORANGE	66670	Santa Ana Unified	McKinley	No parcel # reported	Community Use
PLACER	66761	Ackerman Elementary	Bowman	053-090-023 053-090-024	Community Use
PLACER	66795	Colfax Elementary	Iowa Hill School	064-210-046-000	Below Minimum (\$43,277)
PLACER	66837	Foresthill Union Elementary	Foresthill School Site #3	007-045-084	Community Use
PLACER	66944	Tahoe-Truckee Unified	Kingswood Estate	No parcel # reported	Basic Aid
RIVERSIDE	75176	Lake Elsinore Unified	Jean Hayman	366-070-005	Leased to Tenant
RIVERSIDE	67207	Perris Union High	Choice 2000 On-Line (Char)	No parcel # reported	Community Use
RIVERSIDE	75192	Temecula Valley Unified	Middle School #8 (Winchester 1800)	No parcel # reported	Will be used within 2 years
SAN BERNARDINO	73957	Snowline Joint Unified	Property on Bellflower & Luna	3096-341-06	Below Minimum (\$41,217)
SAN BERNARDINO	73957	Snowline Joint Unified	Property on Duncan Road	3098-311-11-0000	Leased to Tenant
SAN BERNARDINO	73957	Snowline Joint Unified	Property on White Road	3065-561-07	Leased to Tenant
SAN BERNARDINO	67918	Victor Elementary	8th Street Lot	478-213-11	Below Minimum (\$33,574)
SAN BERNARDINO	67918	Victor Elementary	Additional Land - M&O	0477-173-04 0477-173-05	Below Minimum (\$11,890)
SAN DIEGO	67983	Borrego Springs Unified	Ocotillo Wells	No parcel # reported	Below Minimum (\$12,840)
SAN DIEGO	67991	Cajon Valley Union Elementary	Chase/Jamacha	No parcel # reported	Leased to Tenant
SAN DIEGO	68031	Coronado Unified	Glorietta Bay Property	760-215-22 760-215-23	Leased to Tenant
SAN DIEGO	68049	Dehesa	Land Locked Razooky Property	520-020-008-00	Below Minimum (\$4,240)
SAN DIEGO	68312	Rancho Santa Fe Elementary	17017 Mimosa RSF	No parcel # reported	Basic Aid
SAN DIEGO	68338	San Diego Unified	Bay Terraces #6	589-020-31	Child Care
SAN DIEGO	68338	San Diego Unified	Camp Elliott No. 3	373-030-03	Community Use
SAN DIEGO	68338	San Diego Unified	Decatur	352-460-08	Leased to Tenant
SAN DIEGO	68338	San Diego Unified	Grantville	461-030-33	Leased to Tenant

ATTACHMENT C

**WAIVERS OF ASSESSMENT OF FEES FOR UNUSED SCHOOL SITES
2018/2019 FISCAL YEAR**

COUNTY	CDS #	District	Site	Parcel Number(s)	Fee Waived - Reason
SAN DIEGO	68338	San Diego Unified	Marcy	670-100-01	Leased to Tenant
SAN DIEGO	68338	San Diego Unified	Scripps	346-531-01	Leased to Tenant
SAN DIEGO	75614	Valley Center-Pauma	Non-Road APN 188-141-21	188/141-21	Community Use
SAN DIEGO	75614	Valley Center-Pauma	Cole Grade Road	No parcel # reported	Child Care
SAN LUIS OBISPO	68759	Lucia Mar Unified	Hidden Oaks	047-132-016	Community Use
SAN LUIS OBISPO	68809	San Luis Costal Unified	Avila School	76-221-03-990	Basic Aid
SAN LUIS OBISPO	68809	San Luis Costal Unified	East Santa Fe School	76-061-02-000	Basic Aid
SAN LUIS OBISPO	68809	San Luis Costal Unified	Morro - 1130 Napa Avenue	068-280-068	Basic Aid
SAN LUIS OBISPO	68809	San Luis Costal Unified	Sunnyside - 880 Manzanita Drive	074-330-001	Basic Aid
SAN MATEO	68924	Jefferson Union High	Serramonte High	091211160-300	Community Use
SAN MATEO	68957	Las Lomitas Elementary	Ladera	No parcel # reported	Basic Aid
SAN MATEO	68957	Las Lomitas Elementary	La Loma	No parcel # reported	Basic Aid
SAN MATEO	68973	Millbrae	Glen Oaks	No parcel # reported	Child Care Program
SAN MATEO	69070	South San Francisco Unified	Serra Vista Elementary	091-231-070	Basic Aid
SANTA BARBARA	75010	Cuyama Joint Unified	67 and 69 Pato Ave.	149-052-04-001-5	Below Minimum (\$48,083)
SANTA BARBARA	75010	Cuyama Joint Unified	4826 Sisquoc St.	149-035-20-001-0	Below Minimum (\$48,083)
SANTA BARBARA	69195	Goleta Union Elementary	El Rancho	79-120-04	Child Care Program
SANTA BARBARA	76786	Santa Barbara Unified	Happy Canyon	145-070-16	Community Use
SANTA BARBARA	76786	Santa Barbara Unified	Hidden Valley	No parcel # reported	Community Use
SANTA BARBARA	76786	Santa Barbara Unified	Tatum Property	065-040-026	Community Use
SANTA BARBARA	69344	Vista Del Mar Union Elementary	Adjoining Vista Del Mar	No parcel # reported	Basic Aid
SANTA CLARA	69377	Berryessa Union Elementary	Birchwood	No parcel # reported	Leased to Tenant
SANTA CLARA	69377	Berryessa Union Elementary	Mabury	No parcel # reported	Community Use
SANTA CLARA	69393	Campbell Union Elementary	Dover	28812075	Leased to Tenant
SANTA CLARA	69393	Campbell Union Elementary	Hamilton	30505034	Leased to Tenant
SANTA CLARA	69393	Campbell Union Elementary	Hazelwood	405-30-005	Leased to Tenant
SANTA CLARA	69419	Cupertino Union	D. W. Luther	29629023	Leased to Tenant

ATTACHMENT C

**WAIVERS OF ASSESSMENT OF FEES FOR UNUSED SCHOOL SITES
2018/2019 FISCAL YEAR**

COUNTY	CDS #	District	Site	Parcel Number(s)	Fee Waived - Reason
SANTA CLARA	69419	Cupertino Union	Montebello	351-24-011	Community Use
SANTA CLARA	69419	Cupertino Union	Junipero Serra	32326001	Leased to Tenant
SANTA CLARA	69468	Fremont Union High	Sunnyvale High	No parcel # reported	Basic Aid
SANTA CLARA	69518	Los Altos Elementary	Eastbrook	No parcel # reported	Leased to Tenant
SANTA CLARA	69534	Los Gatos-Saratoga Joint Union High	809 University Avenue	No parcel # reported	Basic Aid
SANTA CLARA	73387	Milpitas Unified	Murphy	No parcel # reported	Leased to Tenant
SANTA CLARA	73387	Milpitas Unified	Topham	No parcel # reported	Leased to Tenant
SANTA CLARA	69575	Moreland Elementary	Amber Drive	299-05-016	Leased to Tenant
SANTA CLARA	69575	Moreland Elementary	Coventry	307-510-10	Leased to Tenant
SANTA CLARA	69575	Moreland Elementary	Eastbrook	381-15-003	Leased to Tenant
SANTA CLARA	69575	Moreland Elementary	Phelan	37004-37005	Leased to Tenant
SANTA CLARA	69575	Moreland Elementary	Strawberry Park	299-37-004	Leased to Tenant
SANTA CLARA	69591	Mountain View-Whisman Elementary	O. J. Cooper	197-32-001-00	Community Use
SANTA CLARA	69591	Mountain View-Whisman Elementary	Whisman	160-23-005	Community Use
SANTA CLARA	69625	Oak Grove Elementary	Blossom Valley	689-28-005	Leased to Tenant
SANTA CLARA	69625	Oak Grove Elementary	Dickinson	No parcel # reported	Leased to Tenant
SANTA CLARA	69625	Oak Grove Elementary	San Anselmo	704-30-055	Leased to Tenant
SANTA CLARA	69641	Palo Alto Unified	Cubberley High	No parcel # reported	Basic Aid
SANTA CLARA	69641	Palo Alto Unified	Fremont Hills	No parcel # reported	Basic Aid
SANTA CLARA	69641	Palo Alto Unified	Garland	82493	Basic Aid
SANTA CLARA	69641	Palo Alto Unified	525 San Antonio Road	No parcel # reported	Basic Aid
SANTA CLARA	69666	San Jose Unified	Hacienda	701-32-006	Leased to Tenant
SANTA CLARA	69666	San Jose Unified	Henderson	701-07-016	Leased to Tenant
SANTA CLARA	69674	Santa Clara Unified	L C Curtis Intermediate	290-23-088	Leased to Tenant
SANTA CLARA	69674	Santa Clara Unified	Monticello	216-25-004	Child Care
SANTA CLARA	69674	Santa Clara Unified	Patrick Henry Intermediate	No parcel # reported	Community Use
SANTA CLARA	69690	Sunnyvale Elementary	Adair Elementary	165-11-007	Leased to Tenant

ATTACHMENT C

**WAIVERS OF ASSESSMENT OF FEES FOR UNUSED SCHOOL SITES
2018/2019 FISCAL YEAR**

COUNTY	CDS #	District	Site	Parcel Number(s)	Fee Waived - Reason
SANTA CLARA	69690	Sunnyvale Elementary	Bayside	No parcel # reported	Leased to Tenant
SANTA CLARA	69690	Sunnyvale Elementary	De Anza	No parcel # reported	Leased to Tenant
SANTA CLARA	69690	Sunnyvale Elementary	Hollenbeck	202-14-010	Leased to Tenant
SANTA CLARA	69708	Union Elementary	Athenour School	569-27-016	Leased to Tenant
SANTA CLARA	69708	Union Elementary	Cinnabar School	No parcel # reported	Leased to Tenant
SANTA CLARA	69708	Union Elementary	DeVoss School	No parcel # reported	Leased to Tenant
SANTA CLARA	69708	Union Elementary	Howes School	No parcel # reported	Leased to Tenant
SANTA CLARA	69708	Union Elementary	Lone Hill School	419-39-026	Leased to Tenant
SANTA CLARA	69708	Union Elementary	Mirassou School	No parcel # reported	Leased to Tenant
SANTA CLARA	69708	Union Elementary	Ross School	No parcel # reported	Leased to Tenant
SHASTA	75267	Gateway Unified	Lake Shasta Dam blvd	006-890-005-000	Below Minimum (\$7,500)
SHASTA	75267	Gateway Unified	Lake blvd & Tamarack	113-030-003-000	Below Minimum (\$30,000)
SISKIYOU	70292	Forks of Salmon Elementary	Old Sch. On Forest Serv.	No parcel # reported	Below Minimum (\$26,378)
SOLANO	70524	Benicia Unified	Mills	0088-152-030	Community Use
SOLANO	70581	Vallejo City Unified	Hiddenbrooke	0182-050-020	Community Use
SOLANO	70581	Vallejo City Unified	Grant School	0061-124-010	Community Use
SONOMA	73882	Cotati-Rohnert Park Unified	Sequoia & Hayes Lot	0452-530-616-0513	Community Use
STANISLAUS	71100	Hickman Elementary	Expansion Site	10-48-10	Community Use
STANISLAUS	75564	Oakdale Joint Unified	Ackley Circle	64-62-20, 21, 23	Community Use
STANISLAUS	75564	Oakdale Joint Unified	Brady Property	62-04-28-850	Community Use
STANISLAUS	71266	Salida Union Elementary	River Ranch Educational Park	136-08-16-813	Community Use
TEHAMA	71472	Antelope Elementary	Berrendos Middle School	039-160-26	Community Use
TEHAMA	71522	Evergreen Union Elementary	Bowman Road & Hooker Creek Road	004-180-54	Community Use
TRINITY	73833	Southern Trinity Joint Unified	Unnamed Site	No parcel # reported	Below Minimum (\$47,533)
TULARE	72132	Springville Union Elementary	Springville	18/28454019	Community Use
TUOLUMNE	72348	Columbia Union Elementary	Middle School Site	33-090-01	Community Use
TUOLUMNE	72355	Curtis Creek Elementary	Sullivan Creek	43-162-02	Below Minimum (\$36,065)

ATTACHMENT C

WAIVERS OF ASSESSMENT OF FEES FOR UNUSED SCHOOL SITES 2018/2019 FISCAL YEAR

COUNTY	CDS #	District	Site	Parcel Number(s)	Fee Waived - Reason
TUOLUMNE	72389	Sonora Union High	East Sonora	No parcel # reported	Community Use
VENTURA	73759	Conejo Valley Unified	Canada Site	592-0021-015	Community Use
VENTURA	73759	Conejo Valley Unified	Capitan Site	682-0160-015	Community Use
VENTURA	73759	Conejo Valley Unified	Triunfo	696-0340-015	Leased to Tenant
VENTURA	72603	Simi Valley Unified	Arcane	640-21-44	Leased to Tenant
VENTURA	72603	Simi Valley Unified	Walnut Grove	638-03-19	Leased to Tenant
YOLO	72678	Davis Joint Unified	Wildhorse	071-140-17	Community Use
YOLO	72686	Esparto Unified	Parker Athletic Field	49-160-08	Community Use

ATTACHMENT D

REDUCTION OF FEES FOR UNUSED SCHOOL SITES
2018/2019 FISCAL YEAR

COUNTY	CDS #	District	Site	Parcel Number	Reduce Fee - Reason
FRESNO	75408	Riverdale Joint Unified	32 Acres	053-130-16T	Debt Service

ATTACHMENT E

ADDED UNUSED SCHOOL SITES 2018/2019 FISCAL YEAR

COUNTY	CDS #	District	Site	Parcel Number(s)	Add Site - Reason
ALAMEDA	61176	Fremont Unified	Marshall Elementary	531-0219-073	No Longer Qualifies as a Used Site
FRESNO	62117	Clovis Unified	Minnewawa & Int Elementary	580-080-02S	Newly Acquired - April 2019
FRESNO	62117	Clovis Unified	Fowler & McKinley Elementary	310-041-17	Newly Acquired - May 2019
FRESNO	62117	Clovis Unified	Minnewawa & Perrin Elementary	556-020-02	Not Previously Reported
FRESNO	75234	Golden Plains Unified	Tranquillity High	030-150-105	Newly Acquired - June 2016
KERN	63529	Kern High	NW Site	463-051-10	Newly Acquired - February 2019
KERN	63529	Kern High	Comp HS #19	414-210-3	Newly Acquired - December 2017
KERN	63529	Kern High	SW Site	Multiple	Newly Acquired - June 2018
KINGS	63917	Hanford Elementary	Unnamed - Centennial Drive	009-050-097	Newly Acquired - March 2018
MARIN	65375	Lincoln Elementary	Union	125-040-12	Newly Acquired - June 2017
RIVERSIDE	66985	Banning Unified	Flood Channel Silver	543-030-004	Newly Acquired - June 2018
RIVERSIDE	66985	Banning Unified	654 W. Westward Ave	543-030-018	Newly Acquired - July 2018
RIVERSIDE	66993	Beaumont Unified	Summerwind	413-290-064	Newly Acquired - June 2018
RIVERSIDE	67124	Moreno Valley Unified	HS #5	743-310-001-5	Newly Acquired - June 2016
SAN BERNARDINO	75044	Hesperia Unified	Juniper Street - 2nd Site	0413-011-04	Newly Acquired - August 2019
SAN BERNARDINO	67777	Morongo Unified	Vacant Land	0590-171-02-0-000	No Longer Qualified as a Used Site
SAN BERNARDINO	67801	Needles Unified	Grace Henderson Elementary	Not Reported	Not Previously Reported
SAN DIEGO	76851	Bonsall Unified	Gird Road	124-340-3400	Not Previously Reported
SAN DIEGO	73791	San Marcos Unified	Twin Oaks	182-270-11-00	Newly Acquired - October 2018
SANTA BARBARA	76786	Santa Barbara Unified	Armory	031-041-001	Newly Acquired - December 2018
SONOMA	70656	Cloverdale Unified	Unnamed	117-040-055	Newly Acquired - June 2018
STANISLAUS	75739	Turlock Unified	2818 W. Christoffersen Parkway	087-030-004	Newly Acquired - April 2019
STANISLAUS	75739	Turlock Unified	510 South 1st Street	043-036-017	Newly Acquired - February 2017
STANISLAUS	75739	Turlock Unified	233 N. Soderquist Road	061-001-006	Newly Acquired - March 2019
STANISLAUS	75739	Turlock Unified	217 N. Soderquist Road	061-001-007	Newly Acquired - April 2019
TEHAMA	71472	Antelope Elementary	Manton Elementary	Not Reported	No Longer Qualifies as a Used Site
VENTURA	76828	Santa Paula Unified	35 Palm Court	100-0-154-085	No Longer Qualifies as a Used Site
VENTURA	76828	Santa Paula Unified	8 Palm Court	100-0-155-095	No Longer Qualifies as a Used Site

ATTACHMENT F

**DELETED UNUSED SCHOOL SITES
2018/2019 FISCAL YEAR**

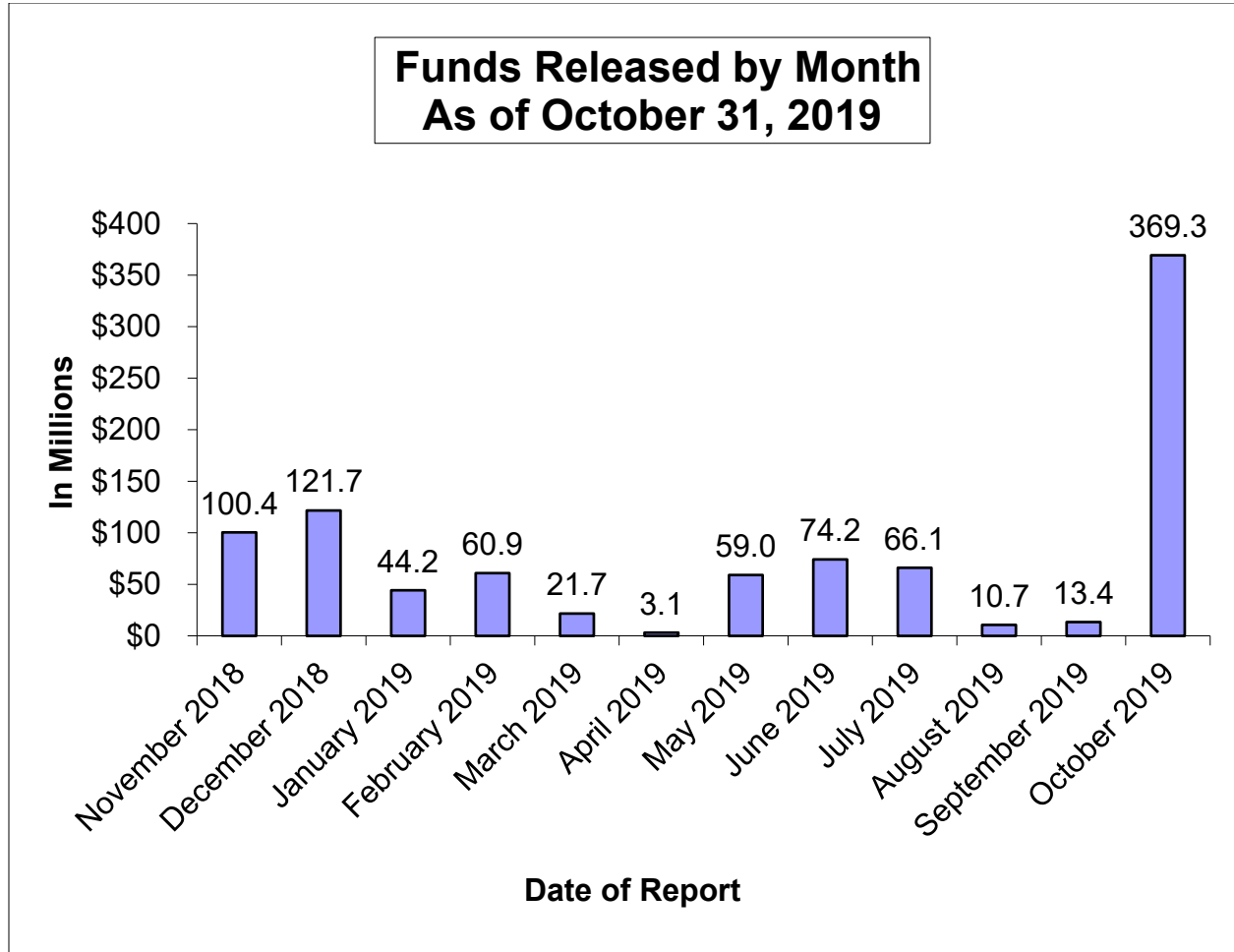
COUNTY	CDS #	District	Site	Parcel Number(s)	Delete Site - Reason
CONTRA COSTA	61648	Antioch Unified	Moller Ranch	No parcel # reported	Sold - September 2017
EL DORADO	61978	Rescue Union Elementary	Bass Lake Property	115-400-12	Sold - November 2018
FRESNO	75275	Sierra Unified	Auberry Elementary	128-560-12	Sold - July 2019
IMPERIAL	63164	Imperial Unified	New Elementary 12 Acre	044-200-028	Used for School Purposes - August 2019
KERN	63321	Bakersfield City Elementary	5600 Morning Drive	437-010-15	Used for School Purposes - July 2018
KERN	63503	Greenfield Union	Crescent Elementary #10	518-030-06	Used for School Purposes - July 2019
LOS ANGELES	64857	Palmdale Elementary	Juniper Intermediate	No parcel # reported	Used for School Purposed - August 2018
MADERA	65755	Los Banos Unified	B Street / Place Road Site	No parcel # reported	Construction of School Facilities - March 2019
MARIN	65458	San Rafael City Elementary	Venetia Valley	No parcel # reported	Used for School Purposes - 2019
MERCED	65763	McSwain Union Elementary	Old El Captain School Road	065-080-011	Sold - December 2018
ORANGE	66449	Brea-Olinda Unified	Olinda Elementary	315-011-04	Sold - 2019
ORANGE	66530	Huntington Beach City Elem.	Kettler Elementary	148-012-11	Used for School Purposes - December 2018
PLUMAS	66969	Plumas Unified	Wolf Creek Middle	110-062-21	Sold - August 2018
PLUMAS	66969	Plumas Unified	Almanor High	100-230-15	Sold - July 2017
RIVERSIDE	66985	Banning Unified	Old Cabazon Elementary	526-021-008	Used for School Purposes - 2019
RIVERSIDE	66993	Beaumont Unified	Chavez Elementary	408-090-044	Sold - July 2018
RIVERSIDE	67058	Desert Sands Unified	Elementary #7	679-230-002	Used for School Purposes - July 2018
RIVERSIDE	67173	Palm Springs Unified	Section 14	No parcel # reported	Used for School Purposes - November 2017
RIVERSIDE	67207	Perris Union High	High School #4	466-210-037	Construction of School Facilities - March 2019
SACRAMENTO	67314	Elk Grove Unified	Miwok Village	132-0020-165-000	Construction of School Facilities - May 2019
SACRAMENTO	67330	Folsom-Cordova Unified	Monier Circle	072-1010-029	Used for School Purposes - May 2019
SACRAMENTO	76505	Twin Rivers Unified	1690 Bell Ave	238-0050-011, 01	Sold - December 2018
SACRAMENTO	76505	Twin Rivers Unified	1710 Ascot Ave	215-0241-012	Sold - January 2019
SAN BERNARDINO	67587	Adelanto Elementary	Gus Franklin	3101-581-14, 15	Used for School Purposes - August 2014
SAN BERNARDINO	67587	Adelanto Elementary	El Mirage	458-22-113-25	Used for School Purposes - August 2012
SAN BERNARDINO	67777	Morongo Unified	Joshua Tree Elementary	603-191-10-000	Used for School Purposes - January 2019
SAN DIEGO	68130	Grossmont Union High	HS #2 Alpine	404-0322-24	Used for School Purposes - November 2018
SAN DIEGO	68189	Lakeside Union Elementary	Lakeside Ave	379-191-19	Used for School Purposes - July 2019
SANTA CLARA	69674	Santa Clara Unified	Agnews	097-04-028	Construction of School Facilities - July 2019

ATTACHMENT F

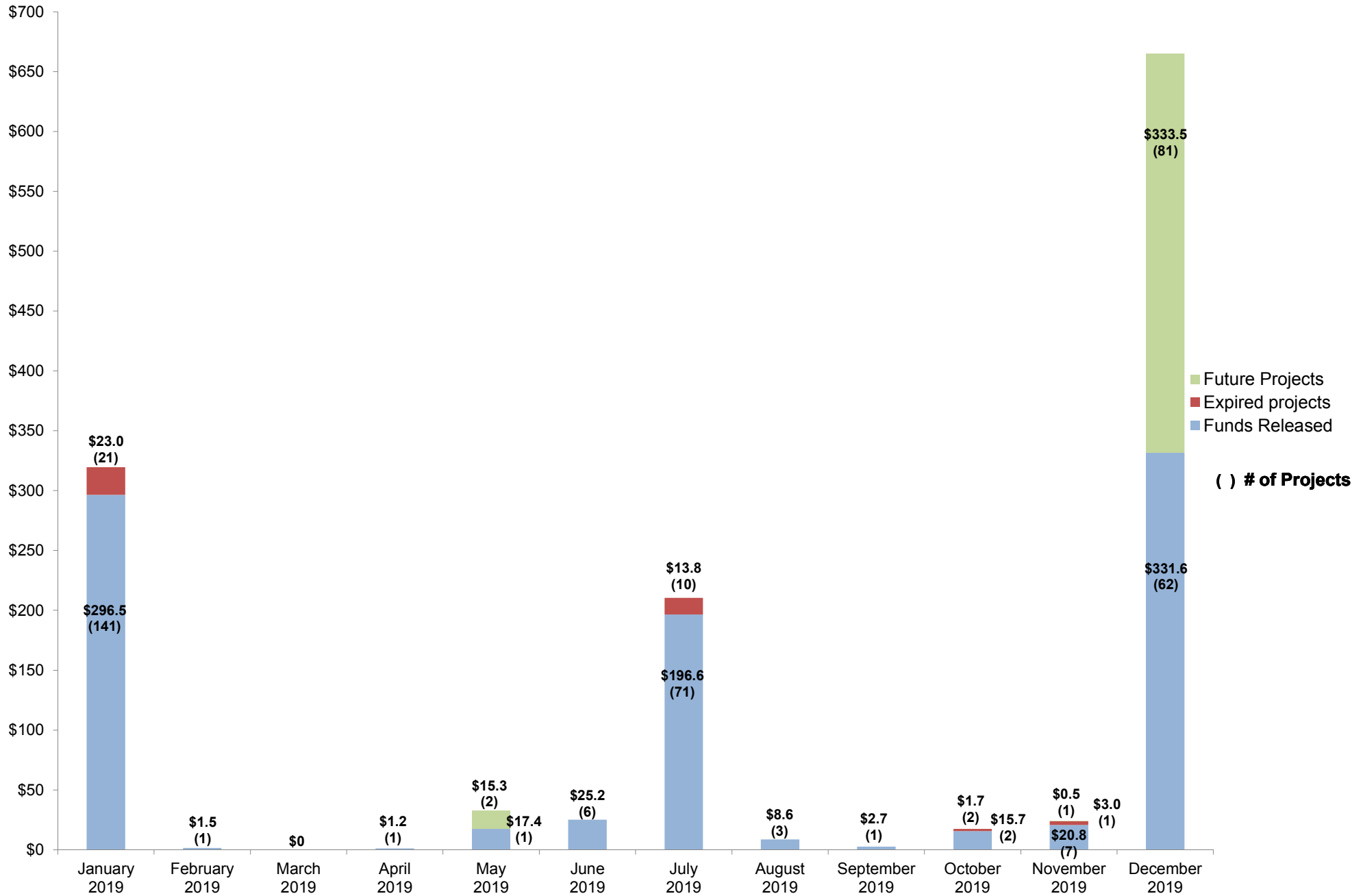
**DELETED UNUSED SCHOOL SITES
2018/2019 FISCAL YEAR**

COUNTY	CDS #	District	Site	Parcel Number(s)	Delete Site - Reason
SHASTA	75267	Gateway Unified	BLM 1230096	115-110-001	Sold - June 2018
SHASTA	75267	Gateway Unified	BLM 1230027	115-140-016	Sold - June 2018
SUTTER	71357	Brittan Elementary	Brittan Elementary	13-270-115	Sold - April 2019
VENTURA	76828	Santa Paula Unified	41 Palm Court	100-0-154-065	Used for School Purposes - April 2019
VENTURA	76828	Santa Paula Unified	42 Palm Court	100-0-154-165	Used for School Purposes - April 2019
VENTURA	72652	Ventura Unified	Transportation Maintenance Center	063-0-140-615, 605	Used for School Purposes - April 2017
YOLO	72710	Woodland Joint Unified	Willow Springs	066-270-055	Sold - June 2019

STATUS OF FUND RELEASES



Status of School Facility Program Apportionments Set to Expire
due to Time Limit on Fund Release, as of October 23, 2019 SAB
(in millions of dollars)



SCHOOL FACILITY PROGRAM
Available Funds (in Millions) As of December 9, 2019

Prop. 51 - \$7 Billion - November 2016									
Program	Original Bond Allocation	Remaining Bond Authority as of October 23, 2019	Estimated Approvals for December 9, 2019	Special Items/PIF	Remaining Bond Authority as of December 9, 2019 (excludes Unfunded Approvals)	Accumulated Unfunded Approvals as of October 23, 2019	Estimated Unfunded Approvals for December 9, 2019	Special Items/PIF	Remaining Bond Authority as of December 9, 2019 (includes Unfunded Approvals)
New Construction	\$3,000.0	\$1,983.1			\$1,983.1	-\$428.9	-\$22.0		\$1,532.2
Modernization	3,000.0	2,411.8			2,411.8	-251.4	-61.3		2,099.1
Career Technical Education	500.0	271.8			271.8	-15.4			256.4
Charter School	500.0	423.5			423.5	-420.5			3.0
SUBTOTAL	\$7,000.0	\$5,090.2	\$0.0	\$0.0	\$5,090.2 ^A	-\$1,116.2	-\$83.3	\$0.0	\$3,890.7
Prop. 1D - \$7.3 Billion - November 2006									
Program	Original Bond Allocation	Remaining Bond Authority as of October 23, 2019	Estimated Approvals for December 9, 2019	Special Items/PIF	Remaining Bond Authority as of December 9, 2019 (excludes Unfunded Approvals)	Accumulated Unfunded Approvals as of October 23, 2019	Estimated Unfunded Approvals for December 9, 2019	Special Items/PIF	Remaining Bond Authority as of December 9, 2019 (includes Unfunded Approvals)
New Construction	\$1,900.0	\$2.9	\$2.4		\$5.3				\$5.3 ^F
Seismic Repair		2.7			2.7				2.7
Modernization	3,300.0	1.6			1.6	-\$0.5			1.1 ^F
Career Technical Education	500.0	14.1			14.1				14.1
High Performance Schools	100.0	0.7			0.7				0.7
Overcrowding Relief	1,000.0	11.8	0.1		11.9		-\$10.6		1.3 ^F
Charter School	500.0	136.7	20.8		157.5	-126.8	-18.6		12.1
Joint Use	57.5 ^B	0.0			0.0				0.0
SUBTOTAL	\$7,357.5	\$170.5	\$23.3	\$0.0	\$193.8 ^A	-\$127.3	-\$29.2	\$0.0	\$37.3
Prop. 55 - \$10 Billion - March 2004									
Program	Original Bond Allocation	Remaining Bond Authority as of October 23, 2019	Estimated Approvals for December 9, 2019	Special Items/PIF	Remaining Bond Authority as of December 9, 2019 (excludes Unfunded Approvals)	Accumulated Unfunded Approvals as of October 23, 2019	Estimated Unfunded Approvals for December 9, 2019	Special Items/PIF	Remaining Bond Authority as of December 9, 2019 (includes Unfunded Approvals)
New Construction	\$4,965.8 ^C	\$1.5 ^D	\$0.5		\$2.0				\$2.0 ^F
Modernization	2,250.0	0.5			0.5	-\$0.2			0.3
Critically Overcrowded Schools	2,440.0	0.0			0.0				0.0
Charter School	300.0	15.6			15.6	-13.2	-\$0.2		2.2
Joint Use	66.7 ^E	0.0			0.0				0.0
SUBTOTAL	\$10,022.5	\$17.6	\$0.5	\$0.0	\$18.1 ^A	-\$13.4	-\$0.2	\$0.0	\$4.5
TOTAL PAGE 1	\$24,380.0	\$5,278.3	\$23.8	\$0.0	\$5,302.1	-\$1,256.9	-\$112.7	\$0.0	\$3,932.5

A. Balance of bonding authority excludes unfunded approvals.

B. The original bond allocation of \$29 million augmented by \$21 million from Prior Bond Funds to Joint Use at the 06/27/07 SAB meeting and \$7.5 million at the 7/23/08 SAB meeting pursuant to Assembly Bill 127, Chapter 35, Statutes of 2006 (Perata/Nunez).

C. The original bond allocation of \$4,960,000,000 augmented by \$5,831,911 from Prior Bonds at the 10/6/2010 SAB meeting.

D. It includes the transfer of Critically Overcrowded School Facilities Program Funds to New Construction (transfers in Prop. 55 includes: \$268.8 million approved at the 1/25/2006 SAB meeting, \$318.3 million approved at the 9/23/2009 SAB meeting, \$225 million approved at the 8/4/2010 SAB meeting, \$211.7 million approved at the 12/15/2010 SAB meeting, \$145 million at the 4/25/2012 SAB meeting, \$30.4 million after the 3/20/2013 SAB meeting, and \$32,297 after the 3/26/2014 SAB meeting per SFP Regulation Sections 1859.154 (c)).

E. Original bond allocation of \$50,000,000 augmented by \$15,547,233 from the State School Building Aid Fund at the 2/28/2007 SAB meeting and by \$1,232,224 from Prior Bonds at the 10/6/2010 SAB meeting.

F. Total authority is not available at this time. There are outstanding accounts receivables of \$2,740,717 for New Construction, \$121,463 for Modernization, and \$2,931,768 for ORG in Proposition 1D; \$490,476 for New Construction and \$928,816 for Charter in Proposition 55.

SCHOOL FACILITY PROGRAM
Available Funds (in Millions) As of December 9, 2019

Prop. 47 - \$11.4 Billion - November 2002									
Program	Original Bond Allocation	Remaining Bond Authority as of October 23, 2019	Estimated Approvals for December 9, 2019	Special Items/PIF	Remaining Bond Authority as of December 9, 2019 (excludes Unfunded Approvals)	Accumulated Unfunded Approvals as of October 23, 2019	Estimated Unfunded Approvals for December 9, 2019	Special Items/PIF	Remaining Bond Authority as of December 9, 2019 (includes Unfunded Approvals)
New Construction	\$6,250.0	\$0.7			\$0.7				\$0.7
Modernization	3,300.0	0.2			0.2	-\$0.2			0.0
Critically Overcrowded Schools	1,700.0	0.0			0.0				0.0
Charter School	100.0	9.3	\$1.0		10.3	-4.6	-\$2.6		3.1
Joint Use	50.0	0.0			0.0				0.0
SUBTOTAL	\$11,400.0	\$10.2	\$1.0	\$0.0	\$11.2 ^A	-\$4.8	-\$2.6	\$0.0	\$3.8

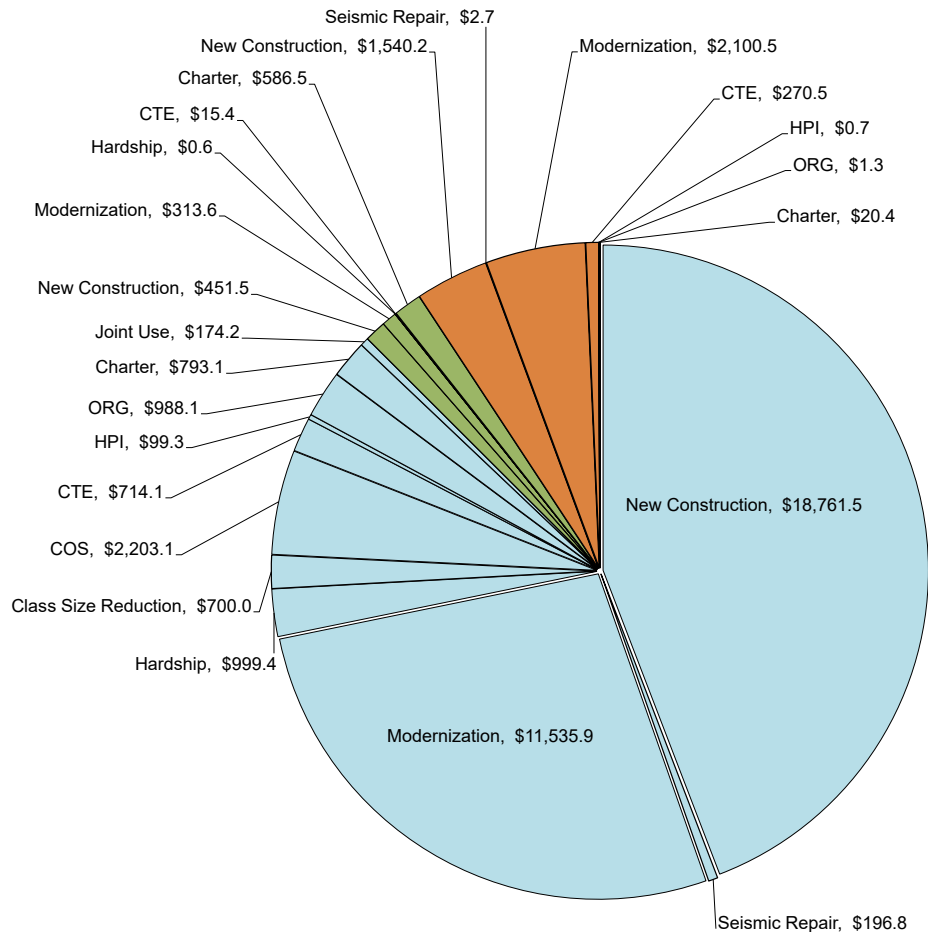
Prop. 1A - \$6.7 Billion - November 1998									
Program	Original Bond Allocation	Remaining Bond Authority as of October 23, 2019	Estimated Approvals for December 9, 2019	Special Items/PIF	Remaining Bond Authority as of December 9, 2019 (excludes Unfunded Approvals)	Accumulated Unfunded Approvals as of October 23, 2019	Estimated Unfunded Approvals for December 9, 2019	Special Items/PIF	Remaining Bond Authority as of December 9, 2019 (includes Unfunded Approvals)
New Construction	\$2,900.0	\$0.6			\$0.6	-\$0.6			\$0.0
Modernization	2,100.0	0.0			0.0				0.0
Hardship	1,000.0	0.6			0.6	-0.6			0.0
Class Size Reduction	700.0	0.0			0.0				0.0
SUBTOTAL	\$6,700.0	\$1.2	\$0.0	\$0.0	\$1.2 ^A	-\$1.2	\$0.0	\$0.0	\$0.0
TOTAL PAGE 2	\$18,100.0	\$11.4	\$1.0	\$0.0	\$12.4	-\$6.0	-\$2.6	\$0.0	\$3.8
TOTAL FROM PAGE 1	\$24,380.0	\$5,278.3	\$23.8	\$0.0	\$5,302.1	-\$1,256.9	-\$112.7	\$0.0	\$3,932.5
GRAND TOTAL	\$42,480.0	\$5,289.7	\$24.8	\$0.0	\$5,314.5	-\$1,262.9	-\$115.3	\$0.0	\$3,936.3

Full-Day Kindergarten Facilities Grant Program (FDKFGP)

Program	Appropriation	Remaining Authority as of October 23, 2019	SAB Approvals as of October 23, 2019	Miscellaneous Adjustments for December 9, 2019	Remaining Authority as of December 9, 2019
Chapter 32, Statutes of 2018 (AB 1808) - Full-Day Kindergarten (FY 18/19)	\$100.0	\$60.0	-\$57.3		\$2.7
Chapter 51, Statutes of 2019 (SB 75) - Full-Day Kindergarten (FY 19/20)	\$300.0	\$300.0			\$300.0
TOTAL	\$400.0	\$360.0	-\$57.3	\$0.0	\$302.7

A. Balance of bonding authority excludes unfunded approvals.

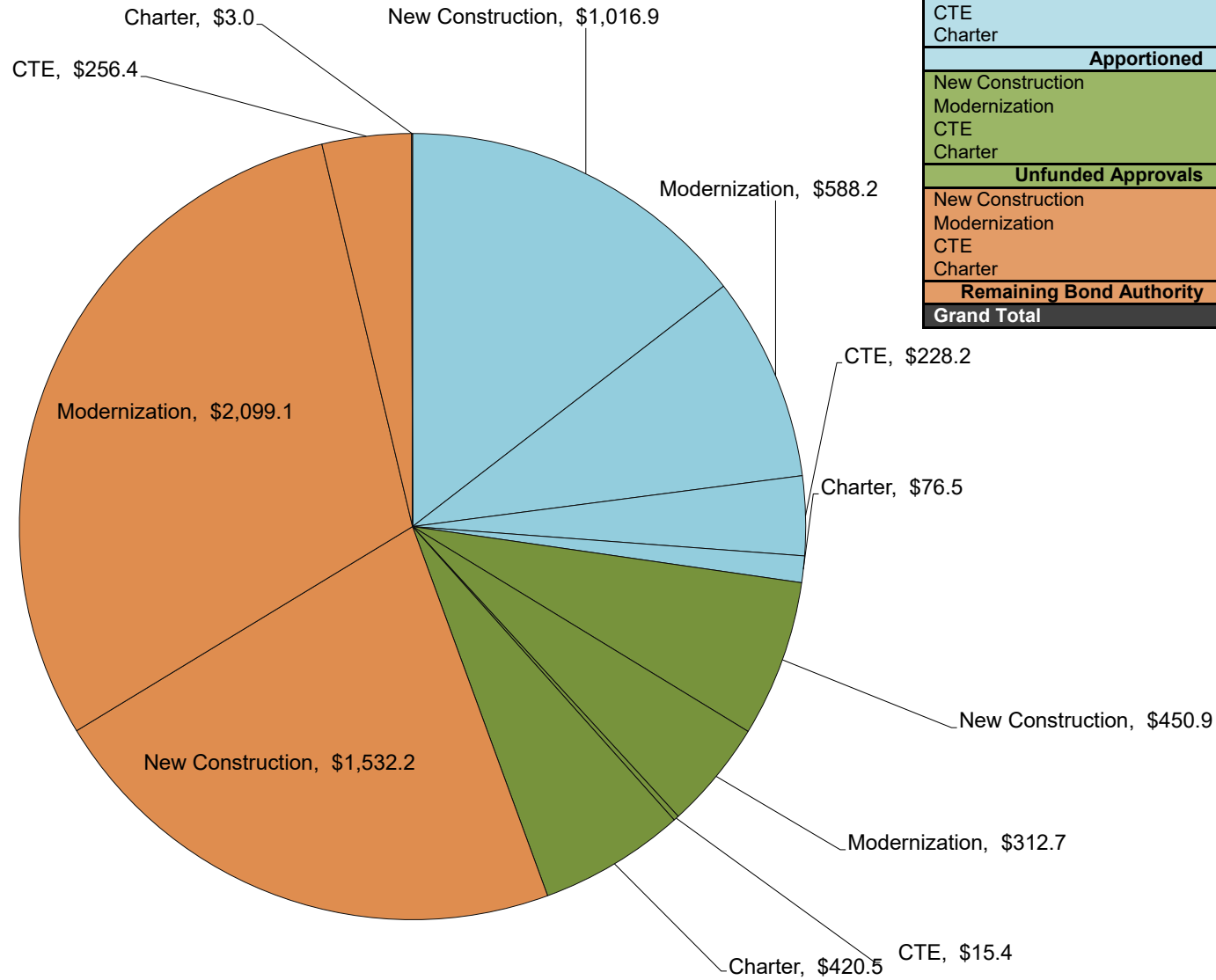
Proposition 51, 1D, 55, 47, and 1A Bond Authority - \$42.480 billion (in millions of dollars)



Proposition 51, 1D, 55, 47, and 1A Totals		
New Construction*	\$	18,761.5
Seismic Repair	\$	196.8
Modernization	\$	11,535.9
Hardship	\$	999.4
Class Size Reduction	\$	700.0
COS	\$	2,203.1
CTE	\$	714.1
HPI	\$	99.3
ORG	\$	988.1
Charter	\$	793.1
Joint Use	\$	174.2
Apportioned	\$	37,165.5
		87.5%
New Construction	\$	451.5
Seismic Repair	\$	-
Modernization	\$	313.6
Hardship	\$	0.6
Class Size Reduction	\$	-
COS	\$	-
CTE	\$	15.4
HPI	\$	-
ORG	\$	10.6
Charter	\$	586.5
Joint Use	\$	-
Unfunded Approvals	\$	1,378.2
		3.2%
New Construction	\$	1,540.2
Seismic Repair	\$	2.7
Modernization	\$	2,100.5
Hardship	\$	-
Class Size Reduction	\$	-
COS	\$	-
CTE	\$	270.5
HPI	\$	0.7
ORG	\$	1.3
Charter	\$	20.4
Joint Use	\$	-
Remaining Bond Authority	\$	3,936.3
		9.3%
Grand Total	\$	42,480
		100.0%

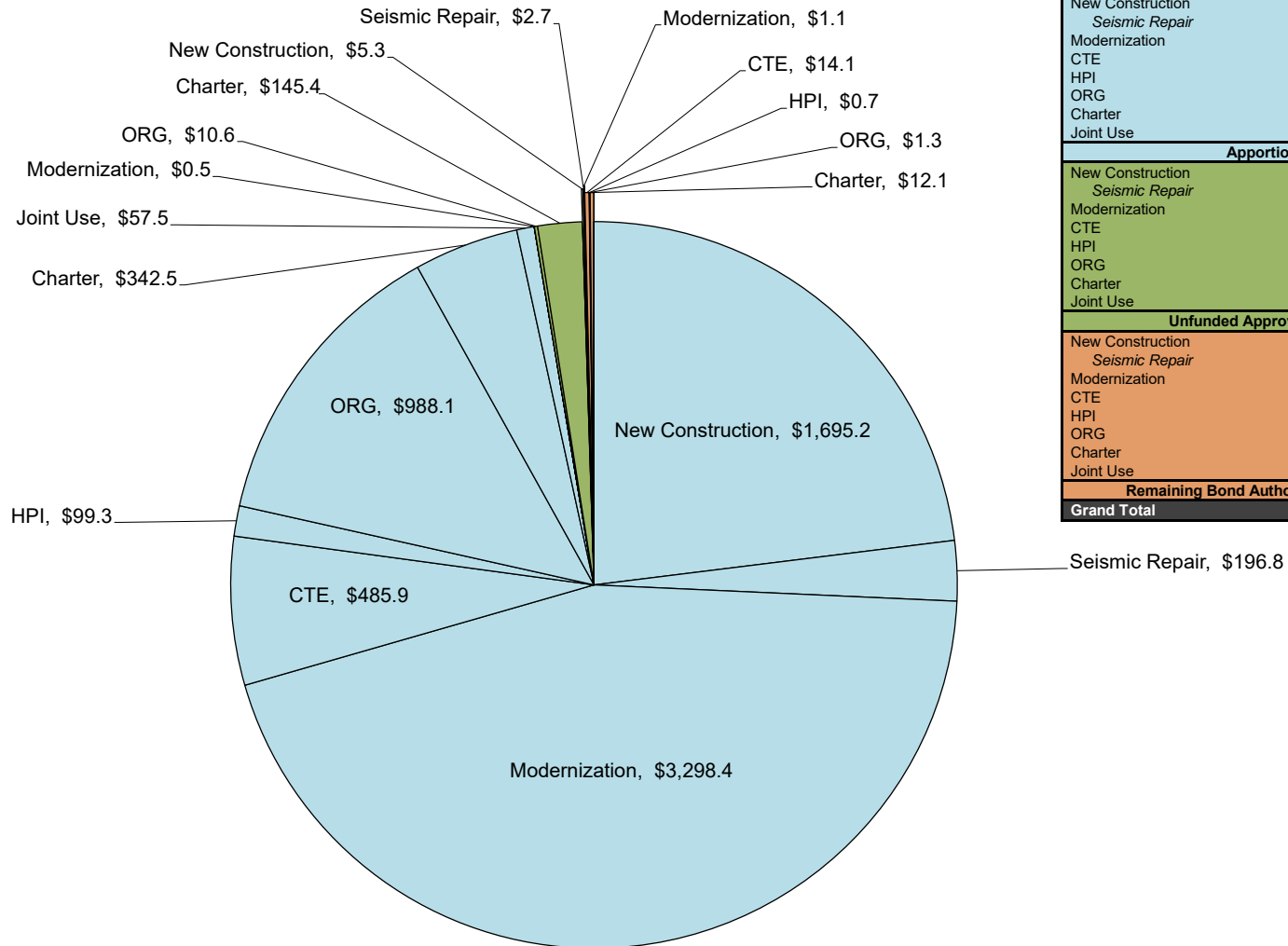
*Includes Energy Efficiency, Small High Schools, Seismic Repair, and the transfer of Critically Overcrowded School Facilities Program Funds to New Construction (\$700 million and \$68.1 million from Prop. 47; \$268.8 million, \$318.3 million, \$225 million, \$211.7 million, \$145 million, and \$30.4 million from Prop. 55). Also, Prop 55 includes \$5.8 million from the Lease Purchase Program on October 6, 2010.

Proposition 51 Bond Authority - \$7.000 billion (in millions of dollars)



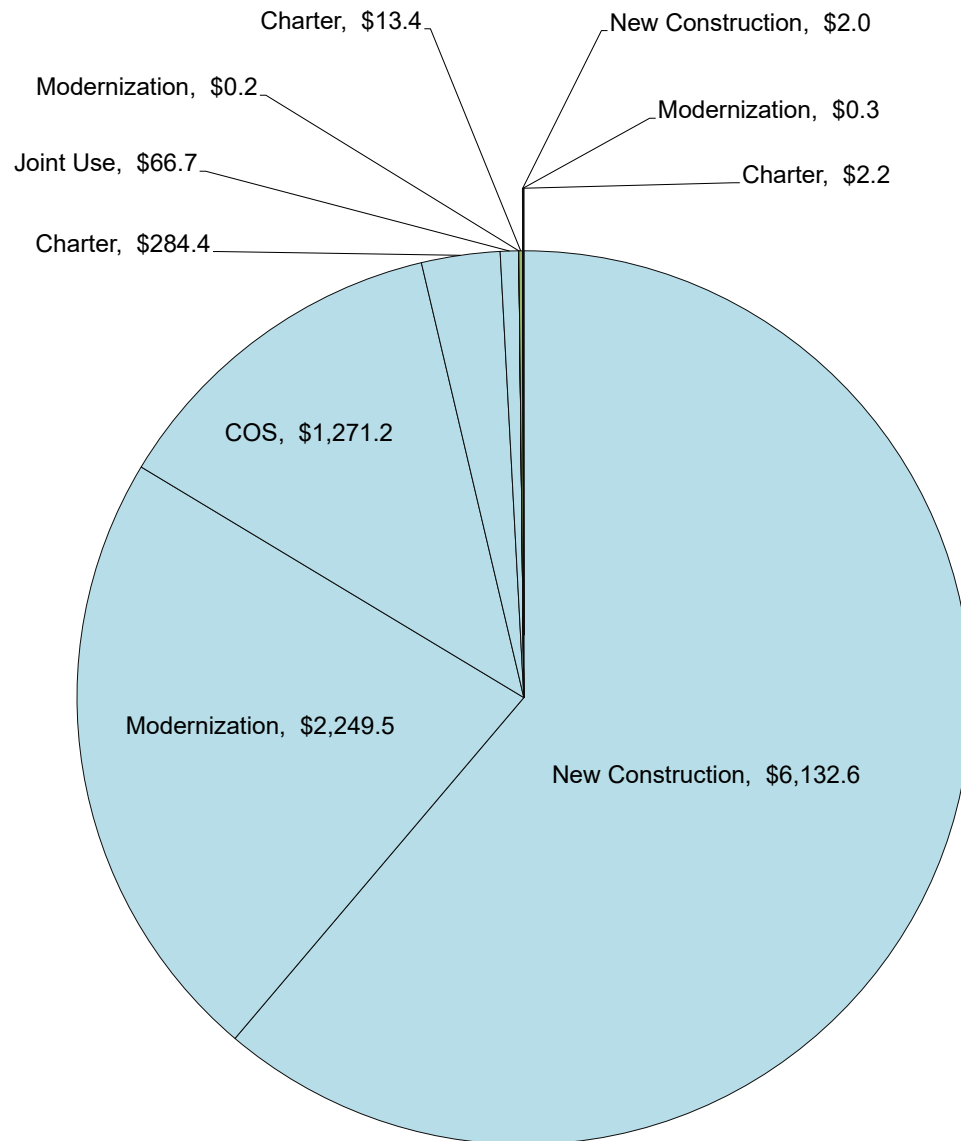
Proposition 51 Totals		
New Construction	\$ 1,016.9	
Modernization	\$ 588.2	
CTE	\$ 228.2	
Charter	\$ 76.5	
Apportioned	\$ 1,909.8	27.3%
New Construction	\$ 450.9	
Modernization	\$ 312.7	
CTE	\$ 15.4	
Charter	\$ 420.5	
Unfunded Approvals	\$ 1,199.5	17.1%
New Construction	\$ 1,532.2	
Modernization	\$ 2,099.1	
CTE	\$ 256.4	
Charter	\$ 3.0	
Remaining Bond Authority	\$ 3,890.7	55.6%
Grand Total	\$ 7,000	100.0%

Proposition 1D Bond Authority - \$7.358 billion (in millions of dollars)



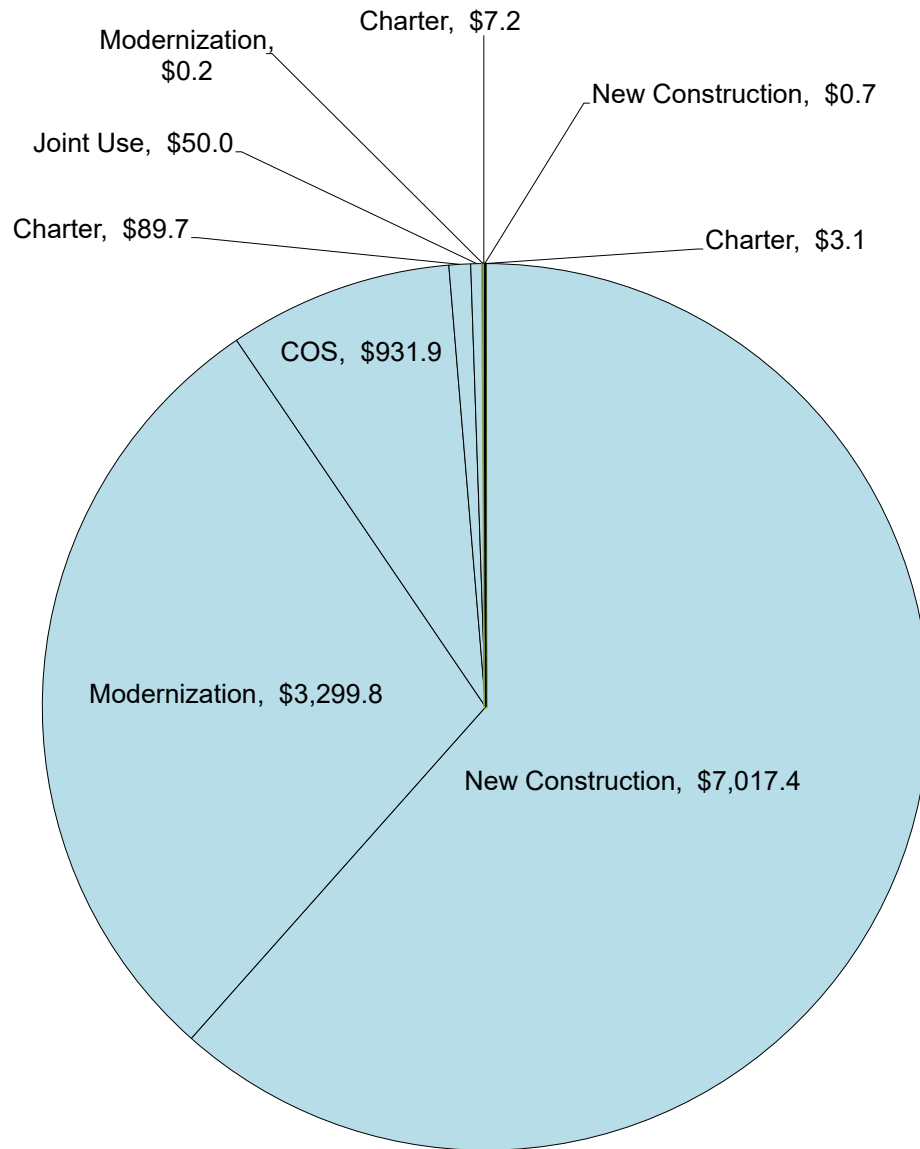
Proposition 1D Totals		
New Construction	\$	1,695.2
Seismic Repair	\$	196.8
Modernization	\$	3,298.4
CTE	\$	485.9
HPI	\$	99.3
ORG	\$	988.1
Charter	\$	342.5
Joint Use	\$	57.5
Apportioned	\$	7,163.7
		97.4%
New Construction	\$	-
Seismic Repair	\$	-
Modernization	\$	0.5
CTE	\$	-
HPI	\$	-
ORG	\$	10.6
Charter	\$	145.4
Joint Use	\$	-
Unfunded Approvals	\$	156.5
		2.1%
New Construction	\$	5.3
Seismic Repair	\$	2.7
Modernization	\$	1.1
CTE	\$	14.1
HPI	\$	0.7
ORG	\$	1.3
Charter	\$	12.1
Joint Use	\$	-
Remaining Bond Authority	\$	37.3
		0.5%
Grand Total	\$	7,358
		100.0%

Proposition 55 Bond Authority - \$10.023 billion (in millions of dollars)



Proposition 55 Totals		
New Construction	\$ 6,132.6	
Modernization	\$ 2,249.5	
COS	\$ 1,271.2	
Charter	\$ 284.4	
Joint Use	\$ 66.7	
Apportioned	\$ 10,004.4	99.8%
New Construction	\$ -	
Modernization	\$ 0.2	
COS	\$ -	
Charter	\$ 13.4	
Joint Use	\$ -	
Unfunded Approvals	\$ 13.6	0.1%
New Construction	\$ 2.0	
Modernization	\$ 0.3	
COS	\$ -	
Charter	\$ 2.2	
Joint Use	\$ -	
Remaining Bond Authority	\$ 4.5	0.0%
Grand Total	\$ 10,023	100.0%

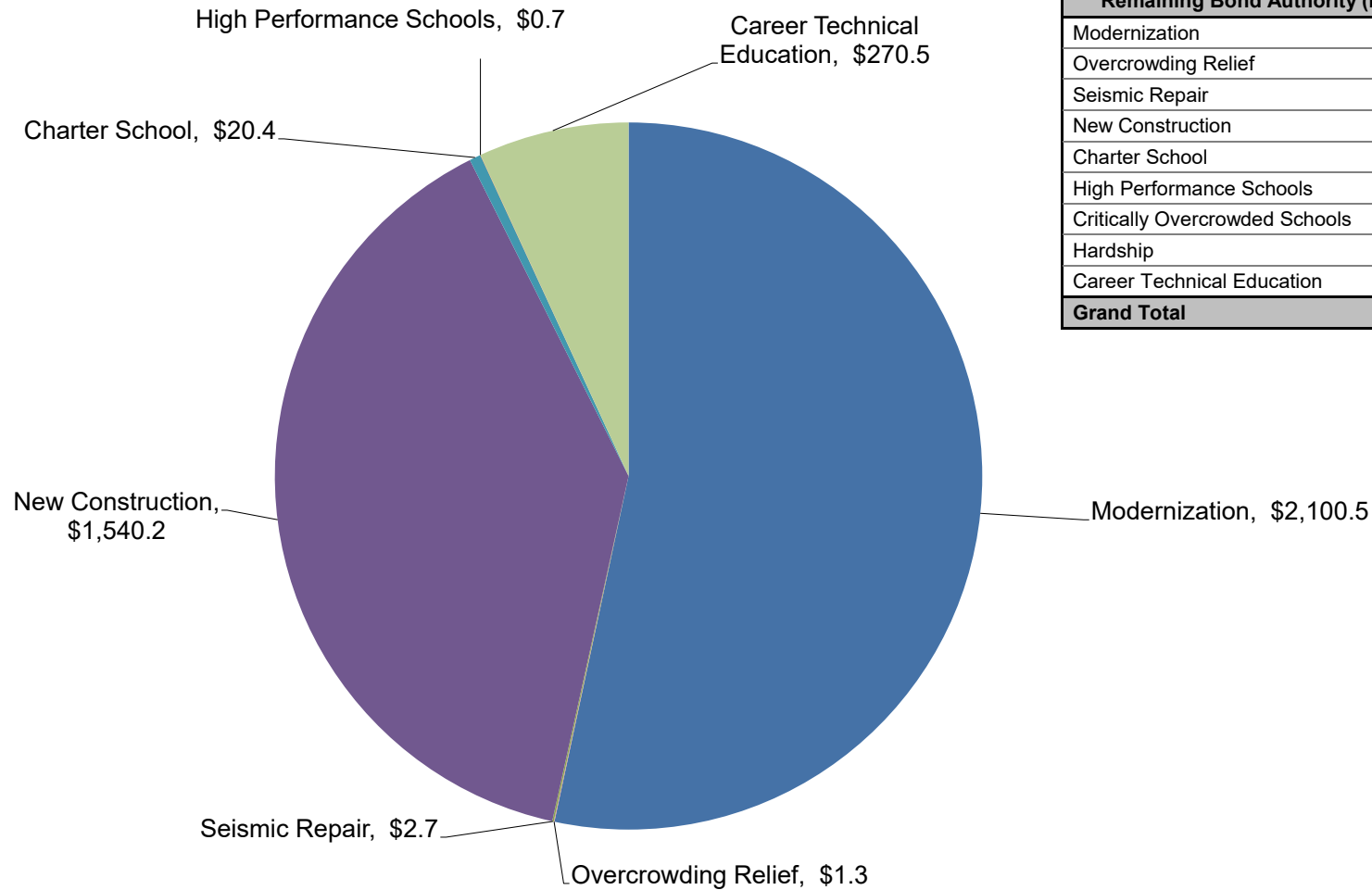
Proposition 47 Bond Authority - \$11.400 billion (in millions of dollars)



Proposition 47 Totals		
New Construction	\$ 7,017.4	
Modernization	\$ 3,299.8	
COS	\$ 931.9	
Charter	\$ 89.7	
Joint Use	\$ 50.0	
Apportioned	\$ 11,388.8	99.9%
New Construction	\$ -	
Modernization	\$ 0.2	
COS	\$ -	
Charter	\$ 7.2	
Joint Use	\$ -	
Unfunded Approvals	\$ 7.4	0.1%
New Construction	\$ 0.7	
Modernization	\$ -	
COS	\$ -	
Charter	\$ 3.1	
Joint Use	\$ -	
Remaining Bond Authority	\$ 3.8	0.0%
Grand Total	\$ 11,400	100.0%

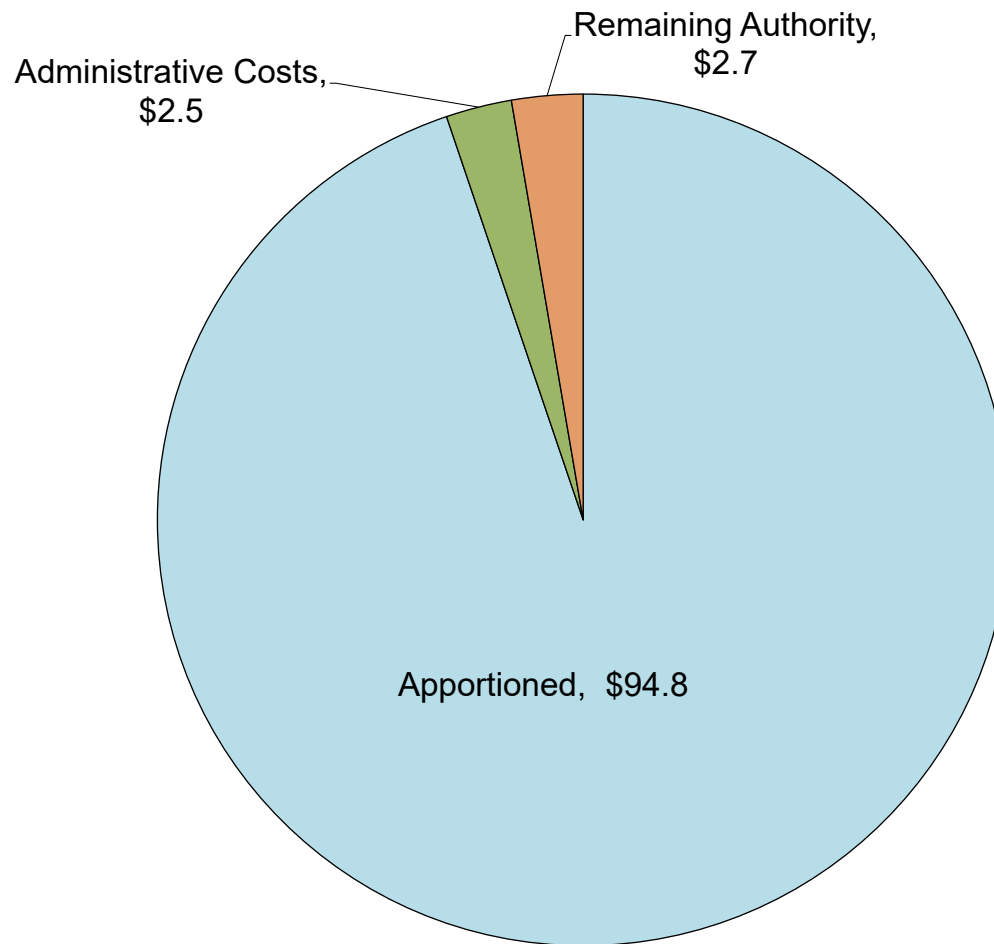
Remaining Bond Authority - \$3,936.3 million

(by program, in millions)
As of December 09, 2019 SAB



Remaining Bond Authority (in millions)	
Modernization	\$ 2,100.5
Overcrowding Relief	\$ 1.3
Seismic Repair	\$ 2.7
New Construction	\$ 1,540.2
Charter School	\$ 20.4
High Performance Schools	\$ 0.7
Critically Overcrowded Schools	\$ -
Hardship	\$ -
Career Technical Education	\$ 270.5
Grand Total	\$ 3,936.3

Full-Day Kindergarten Facilities Grant Program (FDKFGP)
FY 2018/2019
Authority - \$100 million

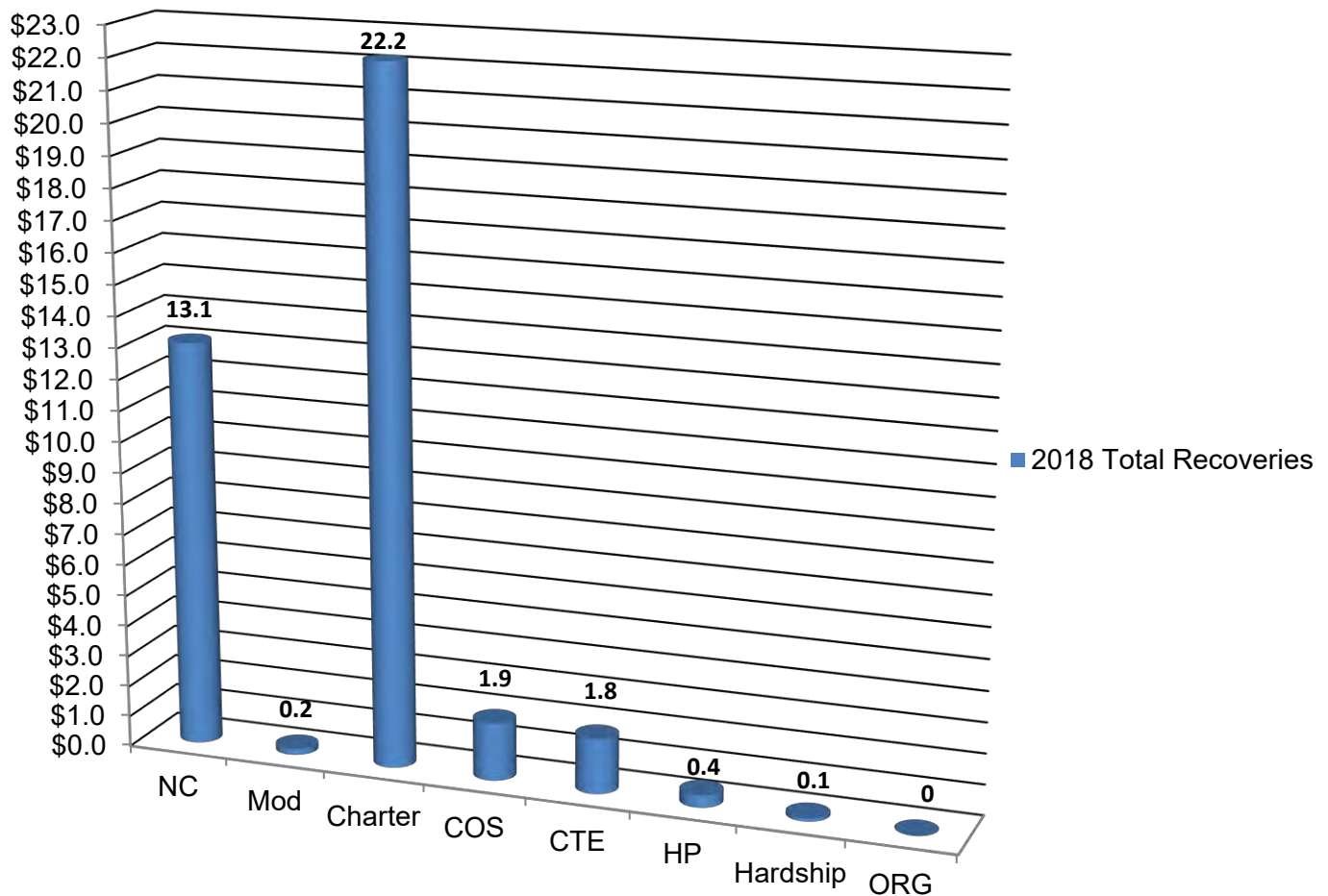


Full-Day Kindergarten Facilities Grant Program (FDKFGP)
FY 2019/2020
Authority - \$300 million



Fund Recoveries* – 2018

(Totals represented in millions of dollars)



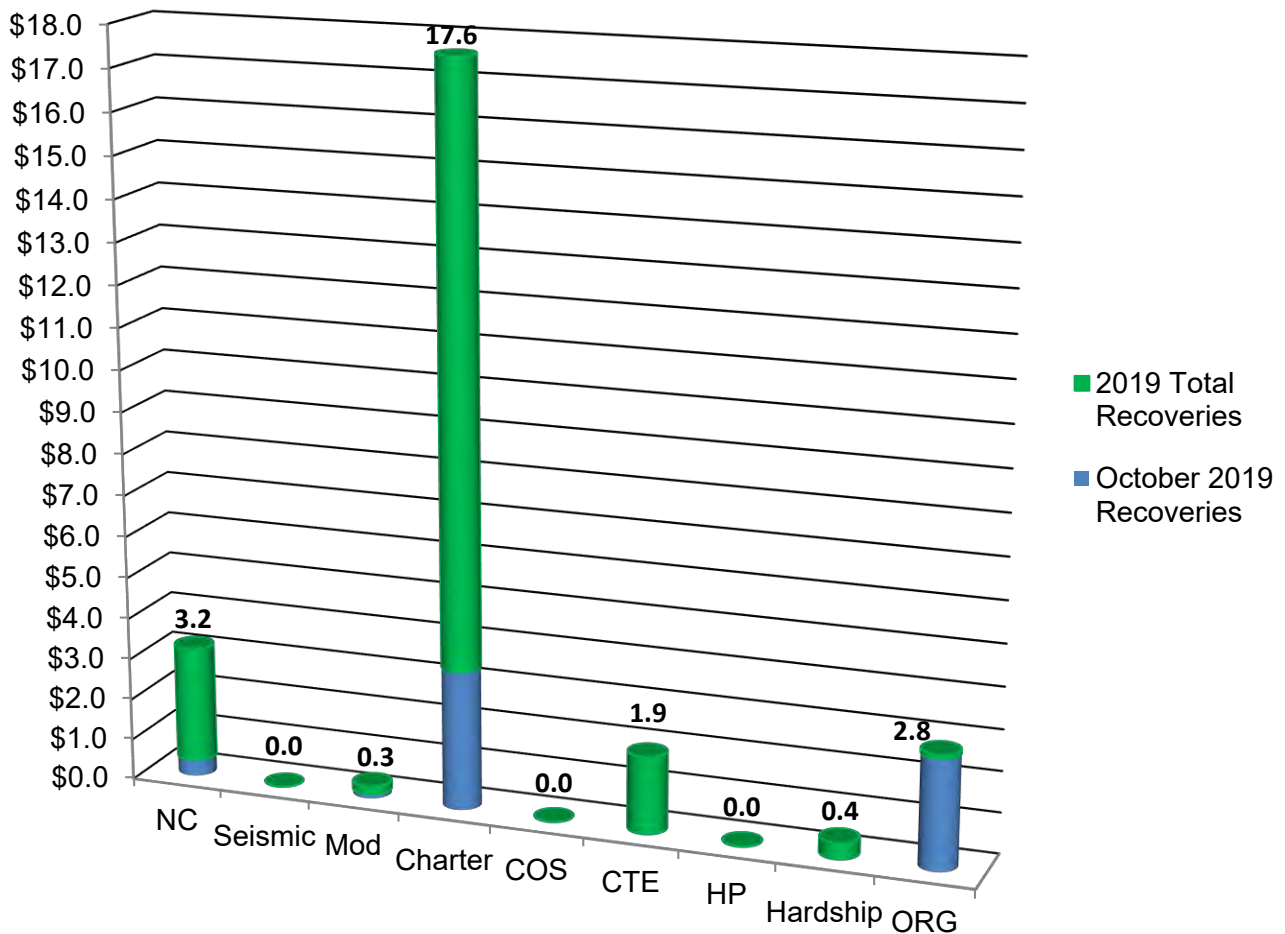
	2018 Totals**
NC	\$13,146,376
Modernization	\$233,753
Charter	\$22,247,096
COS	\$1,926,175
CTE	\$1,826,773
HP	\$358,288
Hardship	\$132,284
ORG	\$0
Total	\$39,870,746

*Includes bond proceeds returned (authority may not be available) to the program through reductions to cost incurred, close-outs, loan repayments, rescissions and special education local plan area transfers.

** 2018 Totals does not reflect any reallocation of authority. For current availability of bond authority, see Status of Funds.

Fund Recoveries* – as of October 23, 2019 SAB

(Totals represented in millions of dollars)



October 2019	1A	47	55	1D	51	October Totals	2019 Totals**
NC	\$0	\$0	\$0	\$354,144	\$0	\$354,144	\$3,150,027
Seismic	\$0	\$0	\$0	\$0	\$0	\$0	\$0
Modernization	\$0	\$0	\$0	\$121,463	\$0	\$121,463	\$276,518
Charter	\$0	\$2,058,646	\$1,183,781	\$181,052	\$0	\$3,423,479	\$17,606,987
COS	\$0	\$0	\$0	\$0	\$0	\$0	\$31,739
CTE	\$0	\$0	\$0	\$0	\$0	\$0	\$1,896,615
HP	\$0	\$0	\$0	\$0	\$0	\$0	\$0
Hardship	\$0	\$0	\$0	\$0	\$0	\$0	\$368,398
ORG	\$0	\$0	\$0	\$2,715,748	\$0	\$2,715,748	\$2,841,370
Total						\$6,614,834	\$26,171,654

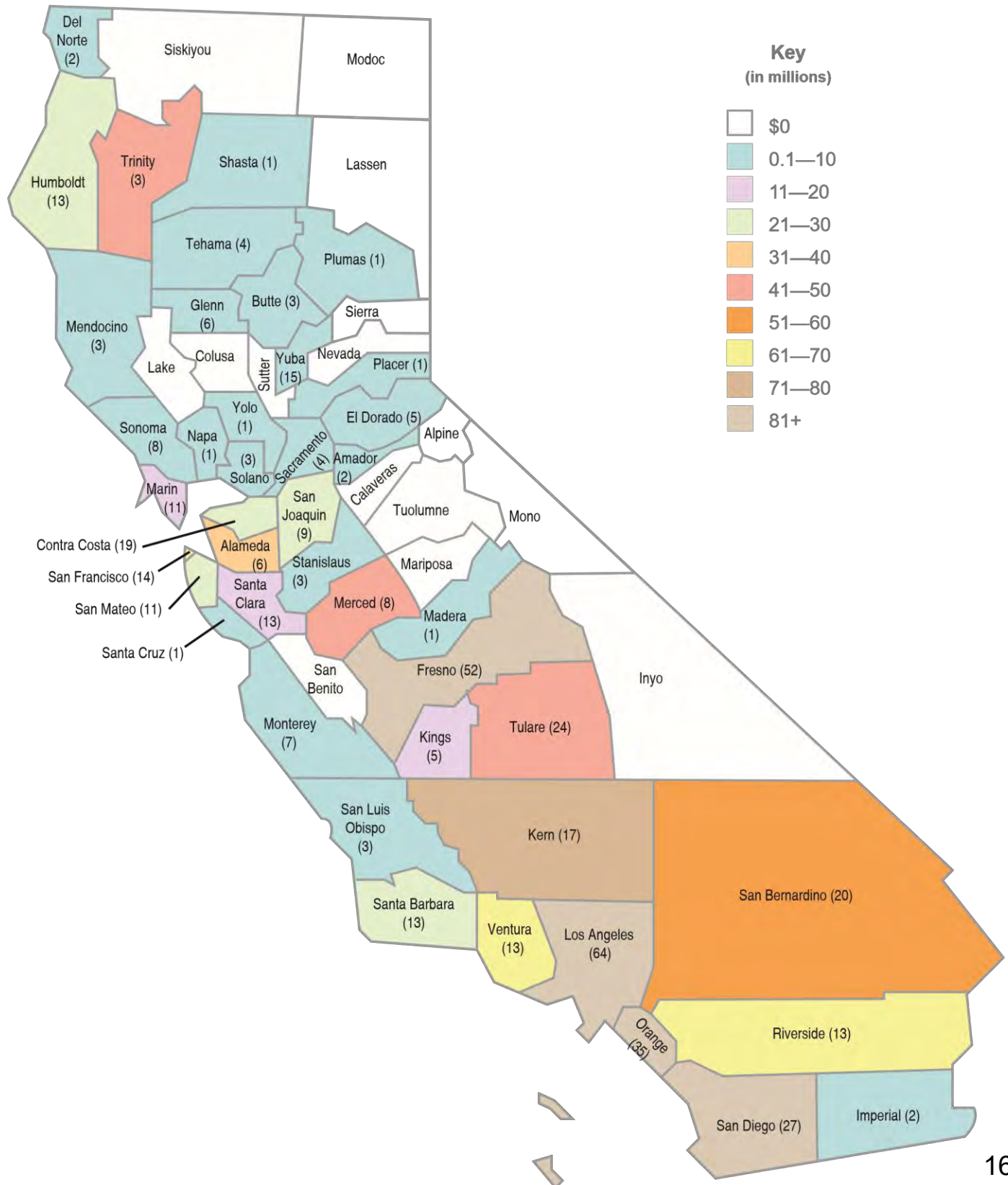
*Includes bond proceeds returned (authority may not be available) to the program through reductions to cost incurred, close-outs, loan repayments, rescissions and special education local plan area transfers.

** 2019 Totals does not reflect any reallocation of authority. For current availability of bond authority, see Status of Funds.

School Facility Program

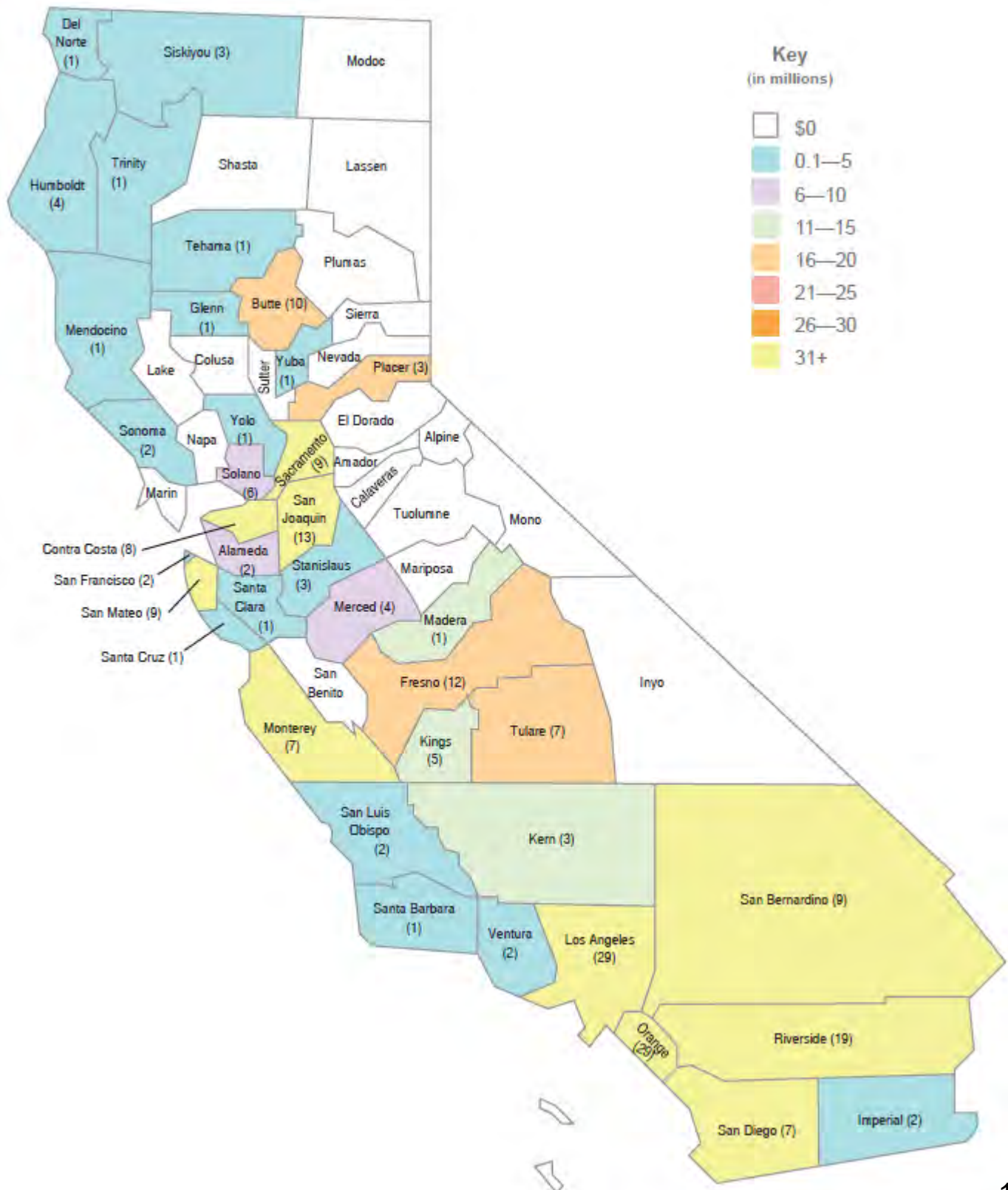
Proposition 51 Apportionments by County

The graphic below displays the amount Apportioned (\$1,539.6 million) for 467 School Facility Program projects from 188 school districts as of October 31, 2019. The data includes only bond authority provided by Proposition 51 approved by voters in November 2016.



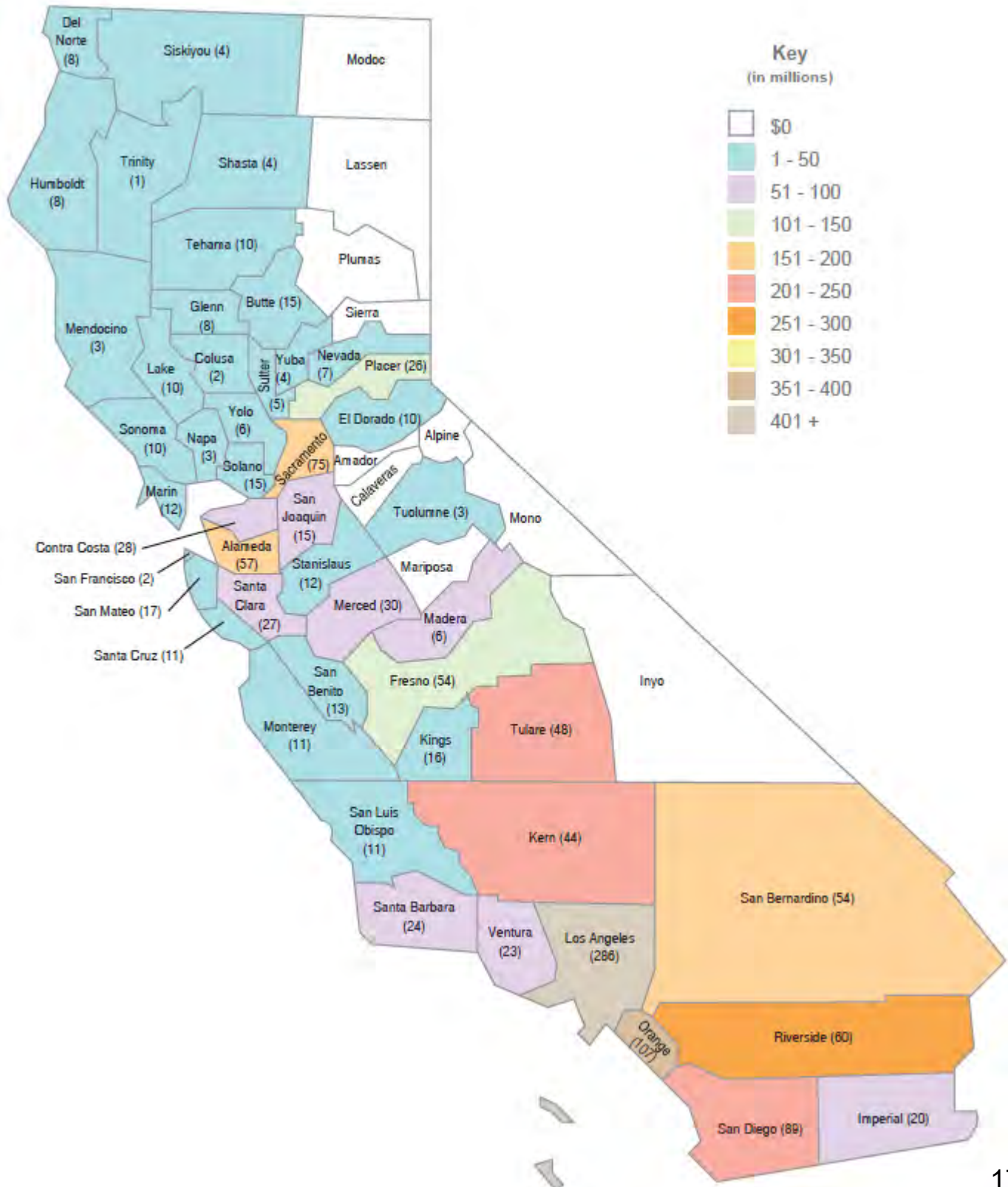
School Facility Program Proposition 51 Unfunded Approvals by County

The graphic below displays the amount of Unfunded Approvals (\$680.3 million) for 221 School Facility Program projects from 106 school districts as of October 31, 2019. The data includes only bond authority provided by Proposition 51 approved by voters in November 2016.



School Facility Program Proposition 51 Current Workload by County

The graphic below displays the Office of Public School Construction's Workload List for New Construction and Modernization (\$3,888.0 million) for 1,315 School Facility Program projects from 336 school districts as of October 31, 2019. The projects are anticipated to be allocated from bond authority provided by Proposition 51 approved by voters in November 2016.



Proposition 51 Distribution

As of 10-31-2019

County	<u>Apportioned</u> Project Count	<u>Apportioned</u> Dollar Amount	<u>Unfunded</u> Project Count	<u>Unfunded</u> Dollar Amount	<u>Workload</u> Project Count	<u>Workload</u> Dollar Amount
Alameda	6	\$35,030,426.00	2	\$9,856,580.00	57	\$199,781,622.01
Alpine	0	\$0.00	0	\$0.00	0	\$0.00
Amador	2	\$5,892,241.00	0	\$0.00	0	\$0.00
Butte	3	\$8,964,544.00	10	\$19,029,637.00	15	\$20,927,533.76
Calaveras	0	\$0.00	0	\$0.00	0	\$0.00
Colusa	0	\$0.00	0	\$0.00	2	\$3,251,881.80
Contra Costa	19	\$25,428,992.56	8	\$35,973,531.00	28	\$69,478,135.20
Del Norte	2	\$520,227.00	1	\$212,901.60	8	\$3,274,037.55
El Dorado	5	\$4,657,914.00	0	\$0.00	10	\$19,713,531.22
Fresno	52	\$180,128,113.45	13	\$18,567,439.00	54	\$137,487,017.25
Glenn	6	\$9,624,409.00	1	\$224,054.00	8	\$12,607,385.40
Humboldt	13	\$27,353,669.60	4	\$4,555,182.44	8	\$7,635,402.65
Imperial	2	\$2,293,257.00	2	\$4,674,665.00	20	\$54,450,735.85
Inyo	0	\$0.00	0	\$0.00	0	\$0.00
Kern	17	\$73,457,045.27	3	\$15,646,833.00	44	\$207,208,812.65
Kings	5	\$12,629,156.00	5	\$11,935,846.00	16	\$25,334,413.45
Lake	0	\$0.00	0	\$0.00	10	\$12,212,485.00
Lassen	0	\$0.00	0	\$0.00	0	\$0.00
Los Angeles	64	\$157,229,491.11	29	\$83,749,053.00	286	\$770,824,311.60
Madera	1	\$41,985.00	1	\$12,988,244.00	6	\$54,237,641.70
Marin	11	\$16,937,115.00	0	\$0.00	12	\$18,206,727.40
Mariposa	0	\$0.00	0	\$0.00	0	\$0.00
Mendocino	3	\$939,142.00	1	\$1,801,010.00	3	\$4,370,414.40
Merced	8	\$41,965,085.00	4	\$6,337,525.00	30	\$58,650,110.65
Modoc	0	\$0.00	0	\$0.00	0	\$0.00
Mono	0	\$0.00	0	\$0.00	0	\$0.00
Monterey	7	\$10,595,833.47	7	\$42,887,358.00	11	\$39,165,675.80
Napa	1	\$442,693.00	0	\$0.00	3	\$4,599,473.00
Nevada	0	\$0.00	0	\$0.00	7	\$6,996,559.95
Orange	35	\$290,969,262.56	29	\$94,714,862.00	107	\$357,893,937.60
Placer	1	\$822,519.00	3	\$16,589,804.00	26	\$127,773,874.75
Plumas	1	\$526,164.00	0	\$0.00	0	\$0.00
Riverside	13	\$67,657,063.00	19	\$38,114,694.00	60	\$280,924,668.80
Sacramento	4	\$8,227,886.00	9	\$45,883,737.96	75	\$186,541,356.60
San Benito	0	\$0.00	0	\$0.00	13	\$48,972,828.20
San Bernardino	20	\$60,403,771.00	9	\$47,743,988.03	54	\$155,379,272.70
San Diego	27	\$147,844,652.88	7	\$56,811,257.00	89	\$248,863,267.10
San Francisco	14	\$64,008,300.00	2	\$3,510,569.11	2	\$3,171,961.20
San Joaquin	9	\$30,044,692.00	13	\$33,347,848.00	15	\$60,678,511.65
San Luis Obispo	3	\$4,696,221.00	2	\$526,601.32	11	\$26,748,043.20
San Mateo	11	\$23,345,359.00	9	\$31,207,229.00	17	\$47,164,940.40
Santa Barbara	13	\$23,809,730.50	1	\$313,904.00	24	\$92,077,576.20
Santa Clara	13	\$19,846,588.00	1	\$121,364.41	27	\$57,787,743.40
Santa Cruz	1	\$308,740.00	1	\$204,498.00	11	\$16,395,547.80

Proposition 51 Distribution

As of 10-31-2019

County	<u>Apportioned</u> Project Count	<u>Apportioned</u> Dollar Amount	<u>Unfunded</u> Project Count	<u>Unfunded</u> Dollar Amount	<u>Workload</u> Project Count	<u>Workload</u> Dollar Amount
Shasta	1	\$451,339.00	0	\$0.00	4	\$4,965,296.20
Sierra	0	\$0.00	0	\$0.00	0	\$0.00
Siskiyou	0	\$0.00	3	\$3,182,195.00	5	\$4,278,755.65
Solano	3	\$2,404,885.00	6	\$10,942,617.00	15	\$33,894,180.80
Sonoma	8	\$8,593,499.00	2	\$2,637,069.00	10	\$17,242,514.80
Stanislaus	3	\$6,107,998.00	3	\$4,953,096.00	12	\$17,477,588.10
Sutter	0	\$0.00	0	\$0.00	5	\$24,376,064.80
Tehama	4	\$6,813,808.29	0	\$0.00	10	\$20,643,767.75
Trinity	3	\$47,133,074.00	1	\$50,508.60	1	\$3,719,508.00
Tulare	24	\$45,312,520.00	7	\$19,215,648.00	48	\$213,754,031.90
Tuolumne	0	\$0.00	0	\$0.00	3	\$5,417,993.40
Ventura	13	\$63,199,798.00	2	\$1,020,326.00	23	\$86,667,397.40
Yolo	1	\$1,053,910.00	1	\$766,343.00	6	\$10,417,233.20
Yuba	15	\$1,861,917.00	0	\$0.00	4	\$4,374,651.20
Total	467	\$1,539,575,036.69	221	\$680,298,018.47	1315	\$3,888,016,421.09

School Facility Program Bond Authority from Proposition 51

(in millions of dollars, as of October 31, 2019)

New Construction

Legend

Small School Districts – ADA < 2,500 pupils

Medium School Districts – ADA > 2,500 pupils < 10,000 pupils

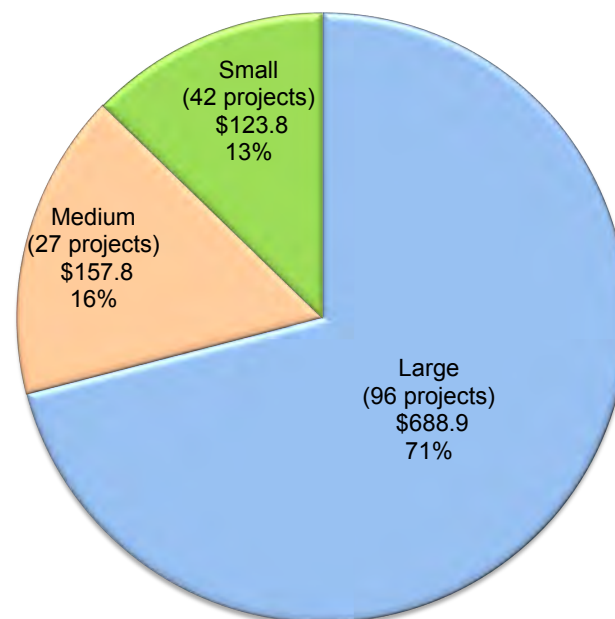
Large School Districts – ADA > 10,000 pupils

District Size (based on 2018/19 Enrollment)

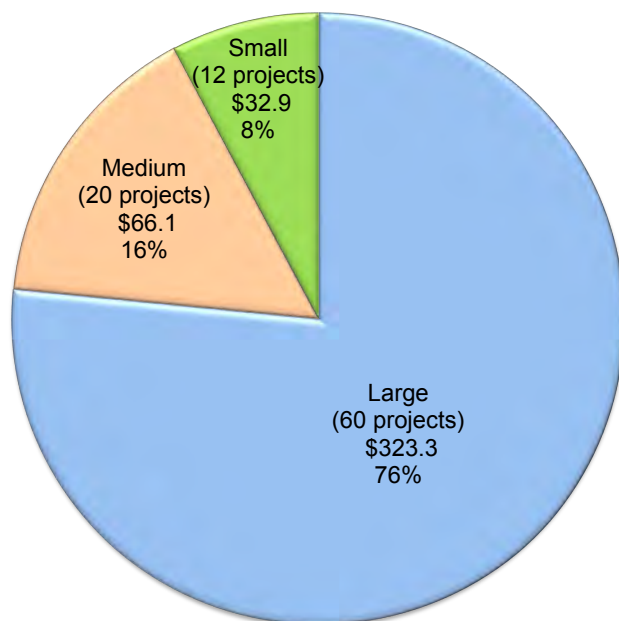
(# of projects)

(in millions)

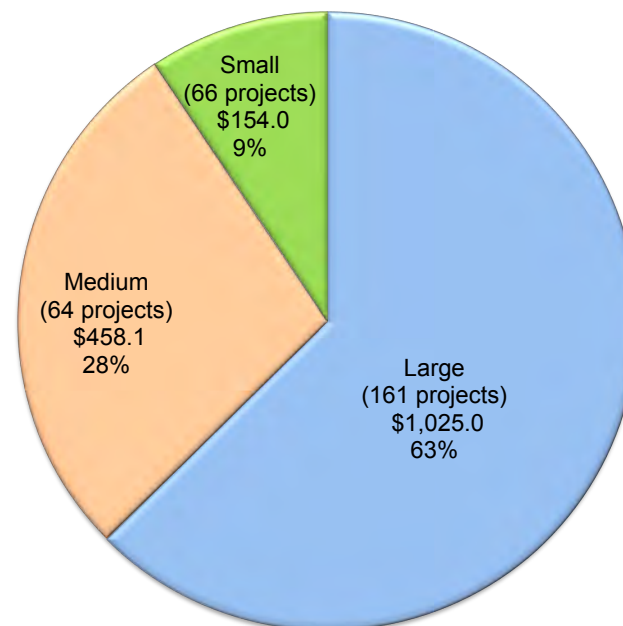
APPORTIONED



UNFUNDED



CURRENT WORKLOAD



School Facility Program Bond Authority from Proposition 51

(in millions of dollars, as of October 31, 2019)

Modernization

Legend

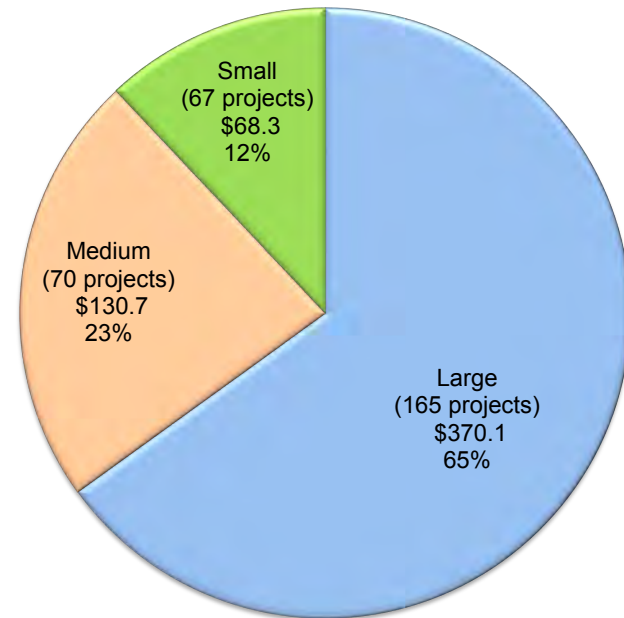
Small School Districts – ADA < 2,500 pupils

Medium School Districts – ADA > 2,500 pupils < 10,000 pupils

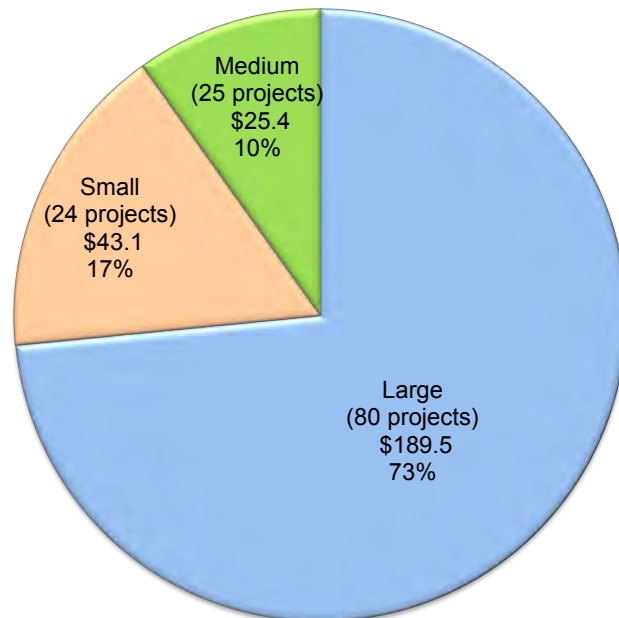
Large School Districts – ADA > 10,000 pupils

District Size (based on 2018/19 Enrollment)
(# of projects)
(in millions)

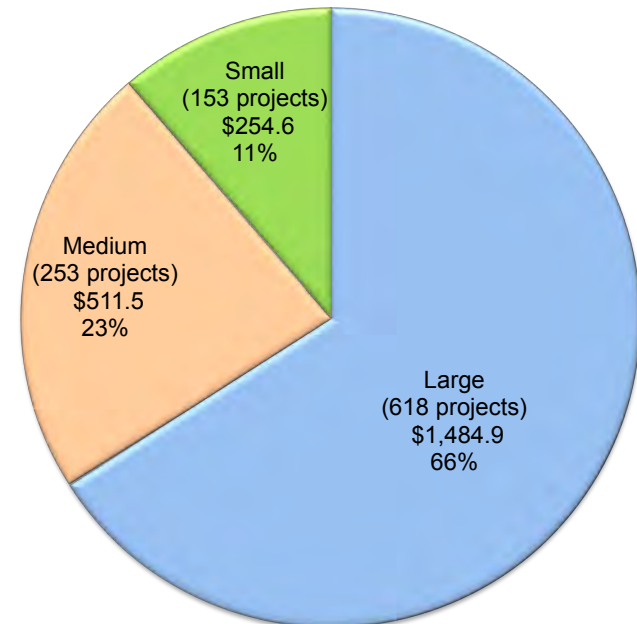
APPORTIONED



UNFUNDED



CURRENT WORKLOAD



Unique School Districts (USD) Receiving Proposition 51 Funds (As of October 31, 2019)

New Construction

2018/19 Enrollment	School Districts Statewide		
	#	%	Enrollment
Small – ADA < 2,500 pupils	592	57%	419,625
Medium – ADA > 2,500 pupils < 10,000 pupils	267	26%	1,371,422
Large – ADA > 10,000 pupils	175	17%	4,395,231
	1,034	100%	6,186,278

Apportioned					
# of USD	Enrollment	\$ Amount	By Size*	Size vs. All**	Students***
23	21,350	\$ 123,810,740	26.1%	2.2%	0.3%
22	120,367	\$ 157,824,015	25.0%	2.1%	1.9%
43	1,657,576	\$ 688,934,082	48.9%	4.2%	26.8%
88	1,799,293	\$ 970,568,836	100.0%	8.5%	29.1%

Unfunded					
# of USD	Enrollment	\$ Amount	By Size*	Size vs. All**	Students***
8	6,053	\$ 32,907,663	14.8%	0.8%	0.1%
15	82,279	\$ 66,092,752	27.8%	1.5%	1.3%
31	781,161	\$ 323,316,802	57.4%	3.0%	12.6%
54	869,493	\$ 422,317,217	100.0%	5.2%	14.1%

Workload					
# of USD	Enrollment	\$ Amount	By Size*	Size vs. All**	Students***
46	48,494	\$ 153,995,619	29.9%	4.4%	0.8%
43	215,458	\$ 458,069,289	27.9%	4.2%	3.5%
65	2,088,646	\$ 1,025,048,251	42.2%	6.3%	33.8%
154	2,352,598	\$ 1,637,113,158	100.0%	14.9%	38.0%

Modernization

2018/19 Enrollment	School Districts Statewide		
	#	%	Enrollment
Small – ADA < 2,500 pupils	592	57%	419,625
Medium – ADA > 2,500 pupils < 10,000 pupils	267	26%	1,371,422
Large – ADA > 10,000 pupils	175	17%	4,395,231
	1,034	100%	6,186,278

Apportioned					
# of USD	Enrollment	\$ Amount	By Size*	Size vs. All**	Students***
48	46,366	\$ 68,259,508	34.8%	4.6%	0.7%
38	198,733	\$ 130,659,412	27.5%	3.7%	3.2%
52	2,030,497	\$ 370,087,280	37.7%	5.0%	32.8%
138	2,275,596	\$ 569,006,201	100.0%	13.3%	36.8%

Unfunded					
# of USD	Enrollment	\$ Amount	By Size*	Size vs. All**	Students***
18	11,205	\$ 25,417,236	26.1%	1.7%	0.2%
17	101,475	\$ 43,082,764	24.6%	1.6%	1.6%
34	912,596	\$ 189,480,801	49.3%	3.3%	14.8%
69	1,025,276	\$ 257,980,801	100.0%	6.7%	16.6%

Workload					
# of USD	Enrollment	\$ Amount	By Size*	Size vs. All**	Students***
96	94,873	\$ 254,559,619	34.3%	9.3%	1.5%
93	477,160	\$ 511,453,691	33.2%	9.0%	7.7%
91	2,989,826	\$ 1,484,889,953	32.5%	8.8%	48.3%
280	3,561,859	\$ 2,250,903,263	100.0%	27.1%	57.6%

*Percentage of funding to small, medium or large school districts

** Percentage of funding to small, medium, and large school district vs. all school districts statewide

***Percentage of students statewide

SCHOOL DISTRICT DATA

School District: MCFARLAND UNIFIED
Application Number: 50/73908-00-010
Total District Enrollment: 3,484

County: KERN
School Name: HORIZON ELEMENTARY
Project Grade Level: K-12
Financial Hardship: NO

PURPOSE OF REPORT

To present the District's request to approve a new construction application for funding based on an enrollment period that differs from the enrollment period in which the application was processed.

DESCRIPTION

The District is requesting the Board's approval of a new construction project that consists of 20 classrooms. The District had sufficient new construction eligibility for the project at the time the funding application was submitted on February 23, 2015, but did not have the sufficient eligibility required to qualify for all School Facility Program (SFP) funding requested at the time the full funding application was processed in February 2019.

The District requested 488 K-6 pupils grant totaling to \$5,952,136 but only received 259 K-6 pupil grants totaling to \$3,159,023, as 259 was the maximum number of K-6 grants available from the new construction eligibility at the time application was processed using the 2018/2019 enrollment year projection.

The District is requesting to use its new construction eligibility based on the current 2019/2020 enrollment year projection. If the Board approves the District's Appeal Request, the District will receive approximately \$3,165,421 more than the funding already provided based on the 2018/2019 enrollment year projection.

AUTHORITY

See Attachment A.

BACKGROUND

The McFarland Unified School District is located in Kern County and had a 2018/2019 student enrollment of 3,396. The Horizon Elementary School is a new school site located in McFarland that opened in August 2016 and serves grades K-6 as well as Special Day Class (SDC) pupils. The District established district-wide SFP New Construction eligibility in August 2000. Prior to the submittal of this new construction funding application, the last update to the New Construction eligibility was in 2008 using the 2007/2008 enrollment year resulting in the following eligibility:

BACKGROUND (cont.)

McFarland Unified School District New Construction Eligibility (Based on 2007/2008 enrollment update)				
K-6	7-8	9-12	Non- Severe	Severe
463	73	342	238	0

In February 2015, the District submitted a new construction funding application for Horizon Elementary School, Application Number 50/73908-00-010, for the construction of 19 K-6 classrooms and 1 Non-Severe SDC classroom with an initial request of 488 K-6 pupils grants*.

*Note: The request should have been for 475 K-6 and 13 SDC Non-Severe pupil grants, instead of all 488 pupil grants in the K-6 category.

At that time, new construction bond authority was exhausted and the application was placed on the Applications Received Beyond Bond Authority (ARBBA) List. In accordance with SFP Regulations, the District submitted the required board resolution acknowledging the following along with its application for funding:

- That the remaining SFP bond authority is currently exhausted for the funds being requested on these applications.
- That the State of California is not expected nor obligated to provide funding for the projects and the acceptance of the applications does not provide a guarantee of future State funding.
- That any future State bond measures for the SFP may not provide funds for the applications being submitted.
- That criteria under a future State school facilities program may be substantially different than the current SFP. The District's Approved Application(s) may be returned.
- That they are electing to commence any pre-construction or construction activities at the District's discretion and that the State is not responsible for any pre-construction or construction activities.

In November 2016 voters approved the Kindergarten Through Community College Public Education Facilities Bond Act of 2016 (Proposition 51) which provided \$3 billion for new construction.

Demonstration of Current Need for New Construction Projects

Upon passage of Proposition 51, the Board endeavored to ensure that new bond funds were provided only for new construction projects with current unhoused pupil needs. At the June 5, 2017 meeting, the Board took action to move all projects from the ARBBA list to OPSC's active workload list while also requiring districts to update new construction eligibility for the enrollment year in which the application is processed by OPSC in order to demonstrate a current need for additional classrooms.

BACKGROUND (cont.)

At the same meeting, the Board stated that it would consider appeals relating to eligibility on a case-by-case basis.

In accordance with the Board's action, districts are required to submit an *Enrollment Certification/Projection* (Form SAB 50-01) to update their eligibility within 90 days of receiving notification from OPSC that a project will be processed.

During the beginning of the OPSC review period for this project, the District submitted the Form SAB 50-01 for the 2018/2019 enrollment period. Upon processing, OPSC determined that the updated new construction eligibility was not enough to support the entire pupil grant amount requested.

McFarland Unified School District New Construction Eligibility (Based on 2018/2019 enrollment update)				
K-6	7-8	9-12	Non- Severe	Severe
259	35	-1	-8	0

The District revised the pupil grants request to exhaust the available 259 K-6 pupil grants and the project was approved by the Board at the April 2019 meeting for placement on the Unfunded List (Lack of AB 55 Loans). On May 13, 2019, the District submitted a *School District Appeal Request* (Form SAB 189) to request to use the eligibility that may have been available at the time of application submittal in 2014/2015 to support its request for new construction funding. However, the District has since revised the appeal request to use the eligibility based on the 2019/2020 enrollment that has become available during the appeal review process.

To demonstrate a current need for the facilities, the District submitted a 2019/2020 enrollment projection that, if approved, would generate 604 K-6 pupil grants and 23 Non-Severe pupil grants, which is more than the funding that was originally requested.

Status of the Project

The project was completed in 2016 and the school opened with 514 students. The District received a Priority Funding Apportionment at the September 2019 Board meeting and the funds have been released for the eligible grants based on the 2018/2019 enrollment year. The project was not considered full and final pending the outcome of the District's appeal.

STAFF ANALYSIS/STATEMENTS

District Position

In its appeal request, the District requests to use eligibility to fund its project based on 2019/2020 enrollment projection as it shows a demonstrated current need for the project and is consistent with the Board's policy and reason for requiring the update of eligibility at the time of processing.

The full text of the District's request is included as Attachment B.

Staff Position

Application Timing and 2018/2019 Enrollment Projections

On November 1, 2012, the Board's regulations to create the ARRBA List were approved by the Office of Administrative Law. The ARRBA List was created by the Board to allow school districts to continue to submit applications when bond authority has been exhausted. The District adopted a resolution in February 2014 acknowledging the lack of bond authority in anticipation of submitting an application to OPSC. In May 2014, the District obtained plan approval for the project from the Division of the State Architect and entered into the construction contract for the project on September 11, 2014. The Notice to Proceed was issued on September 15, 2014. The District submitted an *Application for Funding* on February 23, 2015.

OPSC began processing the District's application in February 2019. The enrollment update submitted to OPSC during processing for 2018/2019 did not generate sufficient new construction eligibility to support all of the pupil grants requested for this project. Therefore, the District reduced the funding requested from 488 K-6 pupils down to the remaining 259 K-6 pupil grants that were available at the time of processing, and reduced the Non-Severe pupil grants down to zero as there was no eligibility for Non-Severe.

Enrollment Projections & Cohort Method

To determine new construction eligibility, a district must demonstrate that existing seating capacity within the district is insufficient to house the anticipated future enrollment generated by the enrollment projection on the Form SAB 50-01 using the Cohort Survival Enrollment Projection (Cohort) method. Through this requirement, districts are afforded an opportunity to demonstrate continued district-wide unhoused pupil need for additional classroom capacity, and the requirement also ensures continued district compliance with the intent and spirit of the statute and supporting regulations.

STAFF ANALYSIS/STATEMENTS (cont.)

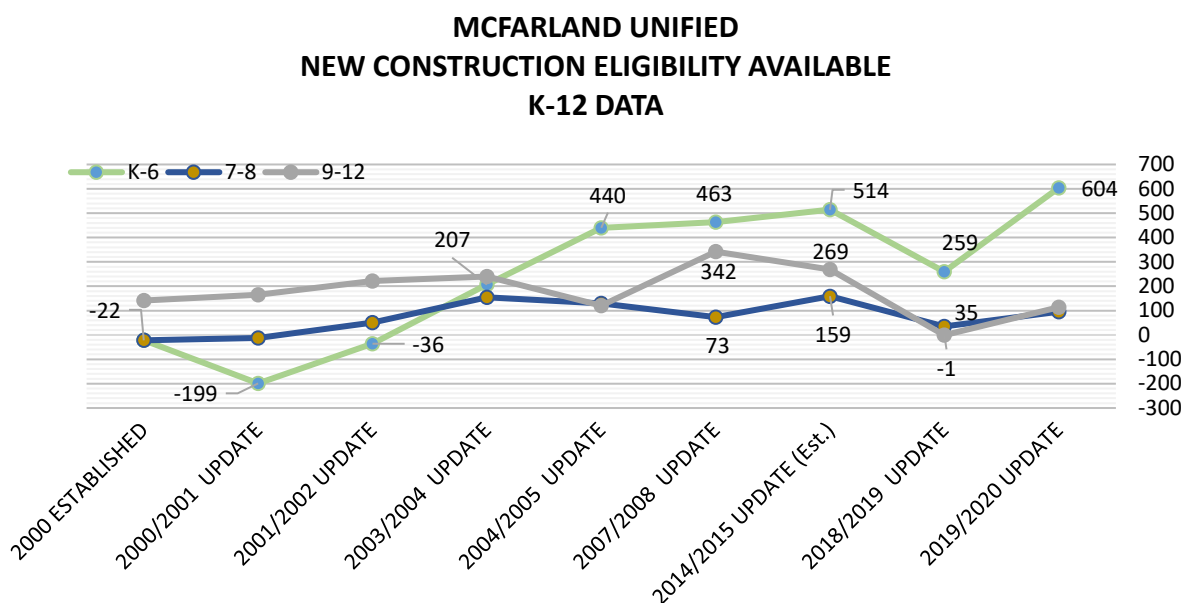
The Cohort is the mathematical means used to determine a district's enrollment projection. It estimates what a district's enrollment will be in five or 10 years by observing the trend of enrollment (increasing or decreasing) between grade levels, projecting that the same trend will continue for five or 10 years, and allows districts to plan future construction activities accordingly. If a district is experiencing a declining enrollment trend, any enrollment projections submitted during the period of decline would likely result in a downward projection of the district's future eligibility. Conversely, if district-wide enrollment is trending upwards, it is likely that a district's eligibility would also increase to account for the projected number of additional pupils.

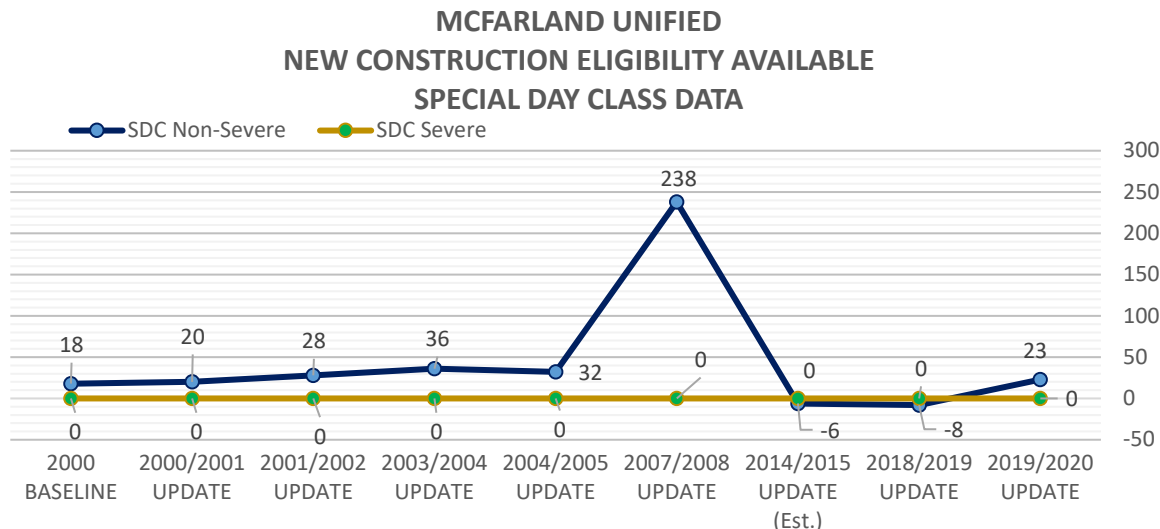
New Construction Eligibility is determined by calculating the average rate of change for each grade level, based on weighting mechanisms. In the standard calculation, the most recent year is weighted the heaviest. Therefore, the prior year's kindergarten enrollment has the largest impact on the enrollment projection and depending how much it has increased or decreased from the prior year could determine if the district's enrollment projection results in a positive or negative outcome.

Analysis of the District's New Construction Eligibility

From 2014/2015 to 2018/2019, the District's K-6 grade level projected enrollment was on a decline which resulted in a decrease in projected need from 514 to 259 K-6 pupils. Non-severe enrollment projections decreased from -6 to -8 pupils in the same time period. However, the 2019/2020 enrollment projections increased the projected need to 604 K-6 pupil grants and 23 Non-Severe pupils.

The following two graphs below demonstrate the District's resulting new construction eligibility from data available:



STAFF ANALYSIS/STATEMENTS (cont.)*Use of 2019/2020 Enrollment*

As OPSC was reviewing the appeal, the 2019/2020 enrollment information became available. The District's original appeal request was for funding based on the 2014/2015 enrollment period, but the 2019/2020 enrollment numbers demonstrate that the District would have 604 K-6, and 23 Non-Severe pupil grants available to use, which is more than the total amount of pupil grants the District is requesting in its appeal.

Horizon Elementary Funding Comparison

Enrollment Year	K-6 Pupil Grants	Non-Severe Pupil Grants	SFP Grant Amount	Total State Share
2018/2019	259	0	2019	\$5,283,612
2019/2020	475	13	2019	\$8,449,033

If the Board approves the District's Appeal Request, the District will receive approximately \$3,165,421 more in additional funding than what was already provided based on the 2018/2019 enrollment year eligibility.

Prior New Construction Eligibility Appeals

The Board has heard three prior requests to fund applications based on eligibility generated from a different year than which an application was being processed. Of these requests, two of them were approved using the following enrollment year that became available during the processing of the appeal, demonstrating current eligibility. The most recent appeal was not approved because the District was unable to demonstrate a current need and was requesting eligibility based on a prior year. A summary of these prior appeals can be found in Attachment C.

STAFF ANALYSIS/STATEMENTS (cont.)Conclusion

Staff is providing the Board with an option below to address the District's request. Staff supports this option as it provides funding based on current enrollment (2019/2020) projections. The current enrollment projection generates the eligibility for facilities using methodologies supported by SFP Regulations and past Board action. Staff believes that this option conforms with the Board's intention of funding projects based on current facility needs at the time of application processing.

BOARD OPTION

Pursuant to the Rules and Procedures of the State Allocation Board, "Staff is providing the following option for the Board's consideration. A positive vote by six members is required for the Board to take action that is an alternative to Staff's administrative action. Absent a positive vote by six members of the Board, Staff's administrative action will stand and the school district's appeal will be considered closed."

Board Option - Approve the District's use of pupil grant eligibility based on the current 2019/2020 enrollment period for the New Construction funding application at Horizon Elementary. In addition, approve the Amended Unfunded Approval for this application, as shown on Attachment D.

ATTACHMENT A

AUTHORITY

Education Code (EC) Section 17071.75 states in part:

After a one-time initial report of existing school building capacity has been completed, the ongoing eligibility of a school district for new construction funding shall be determined by making all of the following calculations:

- (a) A school district that applies to receive funding for new construction shall use the following methods to determine projected enrollment:

...

- (g) For a school district with an enrollment of 2,500 or less, an adjustment in enrollment projections shall not result in a loss of ongoing eligibility to that school district for a period of three years from the date of the approval of eligibility by the board.

SFP Regulation Section 1859.2 Definitions states in part:

...

“Small School District” means a school district with current districtwide enrollment reported in Part A, the continuation high pupils reported in Part C, and the Special Day Class pupils reported in Part D on the latest Form SAB 50-01, used to determine or adjust the district’s baseline eligibility pursuant to Sections 1859.50 and 1859.51 or submitted separately to the OPSC, that is 2,500 or less.

SFP Regulation Section 1859.51(j) Adjustments to the New Construction Baseline Eligibility states:

...

- (j) For Small School Districts:

- (1) Decreased by any reduction in projected enrollment that follows a three-year period after the district’s eligibility was approved by the Board, and either (A) or (B), as applicable:

- (A) Increased/decreased by changes in projected enrollment in the 2016/2017 enrollment year using a fifth-year projection or a tenth-year projection if the Form SAB 50-01 was received at OPSC by October 31, 2017.

- (B) Increased/decreased by changes in projected enrollment in subsequent enrollment reporting years following 2016/2017 using a fifth-year projection or a tenth-year projection.

- (2) If the Small School District does not submit an adjustment under (A) or (B) prior to OPSC notification of its schedule to begin processing the School District’s request for new construction funding that was received by OPSC on or after November 1, 2012, then the requirements of (e) shall apply.

School Facility Program Regulation Section 1859.51. Adjustments to the New Construction Baseline Eligibility.

The baseline eligibility for new construction determined on the Form SAB 50-03 will be adjusted as follows:

...

- (i) Reduced by the number of pupils housed, based on loading standards pursuant to Education Code Section 17071.25(a)(2)(A), in any Classroom Provided after the baseline eligibility was

ATTACHMENT A

AUTHORITY

determined by the Board with the exception of those pupils housed or to be housed in a classroom:

- (1) That is a trailer and transportable/towed on its own wheels and axles.
- (2) Of less than 700 interior square feet.
- (3) That is a portable classroom, leased pursuant to Chapter 14 (commencing with Section 17085) of the Education Code.
- (4) That is a portable classroom leased for a period of less than five years, whether in a single lease or cumulative total of several leases.
- (5) That is a portable classroom that needs to be leased beyond five years to provide interim housing in a modernization or new construction project provided the cumulative lease term does not exceed a specified time period as determined by the SAB not to exceed three years on each qualifying project. For this purpose, a project means all work contained in a single set of construction plans.
- (6) Where the contract for the lease, lease-purchase, purchase, or construction of the classroom was made prior to January 1, 2000.
- (7) That is included in a SFP project where the district has funded a portion of the project beyond its required district contribution and the pupil capacity of the classroom does not exceed 150 percent of the number of pupils receiving a new construction grant (rounded up) for the SFP project.

SCHOOL DISTRICT APPEAL REQUEST

SAB 189 (REV 10/09)

RECEIVED
OFFICE OF PUBLIC
SCHOOL CONSTRUCTION

2019 NOV 14 PM 3:43

SCHOOL DISTRICT McFarland Unified	APPLICATION NUMBER 5073908-00-010
SCHOOL NAME Horizon Elementary	COUNTY Kern
DISTRICT REPRESENTATIVE Samuel A. Resendez	E-MAIL ADDRESS saresendez@mcfarland.k12.ca.us

Purpose of Request:

To request funding for a new construction project that has been built and occupied and has been impacted by a loss of eligibility due to SFP Regulation Section 1859.51(e).

Basis of Request:

- ☐ Law (Statute) _____
- ☒ Regulation SFP Regulation Section 1859.51(e)
- ☐ Other (specify) _____

Description:

We respectfully request approval of this project using the eligibility resulting from the 2019/2020 CALPADS enrollment data. 2019/2020 enrollment projection shows a demonstrated current need for the project, consistent with the Board's policy and reason for requiring the update of eligibility at the time of processing.

The project was submitted to OPSC for funding on 2/23/15 at which point the District had a total 3,469 K-12 students and 1,156 K-5 students housed at Kern Ave Elementary which was designed for a maximum of 950 students. Kern Ave first exceeded its capacity in 2007 and had been consistently growing.

The new school (Horizon Elem) opened for the 2016/17 school year with 514 students.

The District has seen continued growth and reached an enrollment of 3,588 for the 2017/18 school year. The District saw a drop in enrollment of 104 students in 2018/19 due to the expansion to grades K-5 of the Wonderful College Prep Academy, a charter school located in Delano. The impact on the eligibility for new construction resulted in a loss of 700 students compared to the 2017/18 school year.

If the Horizon project would have been processed during any other school year, the eligibility for this project would have been sufficient to fully fund the project at 488 K-6 grants. The project is currently on the unfunded list for funding of only 259 K-6 grants.

Without full funding of this project, the District will not have the matching funds needed for its upcoming new construction projects planned at McFarland High which has grown from 770 students in 2012 to 932 students this year and is projected to exceed 1,000 in the next two years.

The District also faces significant modernization needs at its schools that will require local matching funds.

SIGNATURE OF AUTHORIZED DISTRICT REPRESENTATIVE



DATE

11/4/2019

STATE OF CALIFORNIA

STATE ALLOCATION BOARD

ENROLLMENT CERTIFICATION/PROJECTION

OFFICE OF PUBLIC SCHOOL CONSTRUCTION

SAB 50-01 (REV 05/09)

Page 6 of 6

SCHOOL DISTRICT McFarland Unified	FIVE DIGIT DISTRICT CODE NUMBER (see California Public School Directory) 73908
COUNTY Kern	HIGH SCHOOL ATTENDANCE AREA (HSAA) OR SUPER HSAA (if applicable)

Check one: ☐ Fifth-Year Enrollment Projection ☒ Tenth-Year Enrollment ProjectionHSAA Districts Only - Check one: ☐ Attendance ☐ Residency☐ Residency - COS Districts Only - (Fifth Year Projection Only)☐ Modified Weighting (Fifth-Year Projection Only)☐ Alternate Weighting - (Fill in boxes to the right):

3rd Prev. to 2nd Prev.	2nd Prev. to Prev.	Previous to Current

Part G. Number of New Dwelling Units

(Fifth-Year Projection Only)

Part H. District Student Yield Factor

(Fifth-Year Projection Only)

Part I. Projected Enrollment**1. Fifth-Year Projection**

Enrollment/Residency - (except Special Day Class pupils)

K-6	7-8	9-12	TOTAL

Special Day Class pupils only - Enrollment/Residency

	Elementary	Secondary	TOTAL
Non-Severe			
Severe			
TOTAL			

2. Tenth-Year Projection

Enrollment/Residency - (except Special Day Class pupils)

K-6	7-8	9-12	TOTAL
2140	494	847	3481

Special Day Class pupils only - Enrollment/Residency

	Elementary	Secondary	TOTAL
Non-Severe	21	10	31
Severe	0	0	0
TOTAL	21	10	

Part A. K-12 Pupil Data

Grade	7th Prev. 2011 / 2012	6th Prev. 2012 / 2013	5th Prev. 2013 / 2014	4th Prev. 2014 / 2015	3rd Prev. 2015 / 2016	2nd Prev. 2016 / 2017	Previous 2017 / 2018	Current 2018 / 2019
K	294	288	341	315	367	318	342	340
1	306	295	269	312	263	314	241	243
2	295	301	291	279	311	271	332	227
3	268	291	294	303	283	313	266	310
4	294	264	286	305	295	287	319	244
5	269	289	266	292	307	293	276	306
6	228	241	246	261	262	288	275	236
7	236	229	234	258	258	252	288	273
8	209	242	242	234	270	250	250	283
9	225	202	233	233	230	265	256	255
10	217	225	206	224	243	225	254	243
11	178	190	209	177	214	224	213	234
12	189	163	182	196	169	197	212	202
TOTAL	3208	3220	3299	3389	3472	3497	3524	3396

Part B. Pupils Attending Schools Chartered By Another District

7th Prev.	6th Prev.	5th Prev.	4th Prev.	3rd Prev.	2nd Prev.	Previous	Current
0	0	0	0	0	0	0	0

Part C. Continuation High School Pupils - (Districts Only)

Grade	7th Prev.	6th Prev.	5th Prev.	4th Prev.	3rd Prev.	2nd Prev.	Previous	Current
9	9	7	7	12	5	9	11	9
10	24	19	21	22	16	19	12	25
11	20	19	14	14	7	10	4	20
12	9	10	2	5	12	15	11	4
TOTAL	62	55	44	53	40	53	38	58

Part D. Special Day Class Pupils - (Districts or County Superintendent of Schools)

	Elementary	Secondary	TOTAL
Non-Severe	19	11	30
Severe	0	0	0
TOTAL	19	11	

Part E. Special Day Class Pupils - (County Superintendent of Schools Only)

7th Prev.	6th Prev.	5th Prev.	4th Prev.	3rd Prev.	2nd Prev.	Previous	Current
2011 / 2012	2012 / 2013	2013 / 2014	2014 / 2015	2015 / 2016	2016 / 2017	2017 / 2018	2018 / 2019

Part F. Birth Data - (Fifth-Year Projection Only)☐ County Birth Data ☐ Birth Data by District ZIP Codes ☐ Estimate ☐ Estimate ☐ Estimate

8th Prev.	7th Prev.	6th Prev.	5th Prev.	4th Prev.	3rd Prev.	2nd Prev.	Previous	Current

I certify, as the District Representative, that the information reported on this form and, when applicable, the High School Attendance Area Residency Reporting Worksheet attached, is true and correct and that:

- I am designated as an authorized district representative by the governing board of the district.
- If the district is requesting an augmentation in the enrollment projection pursuant to Regulation Section 1859.42.1 (a), the local planning commission or approval authority has approved the tentative subdivision map used for augmentation of the enrollment and the district has identified dwelling units in that map to be contracted. All subdivision maps used for augmentation of enrollment are available at the district for review by the Office of Public School Construction (OPSC).
- This form is an exact duplicate (verbatim) of the form provided by the Office of Public School Construction. In the event a conflict should exist, then the language in the OPSC form will prevail.

NAME OF DISTRICT REPRESENTATIVE (PRINT OR TYPE)

Ambelina Garcia-Duran

SIGNATURE OF DISTRICT REPRESENTATIVE



DATE

6/21/19

TELEPHONE NUMBER

661-792-3081

E-MAIL ADDRESS

AmGarcia@macfarland.k12.ca.us

ENROLLMENT CERTIFICATION/PROJECTION

OFFICE OF PUBLIC SCHOOL CONSTRUCTION

SAB 50-01 (REV 05/09)

Page 6 of 6

SCHOOL DISTRICT

McFarland Unified

RECEIVED
OFFICE OF PUBLIC
SCHOOL CONSTRUCTION

DISTRICT CODE NUMBER (see California Public School Directory)

73908

COUNTY

Kern

2019 NOV 14 PM 3:49

HIGH SCHOOL ATTENDANCE AREA (HSAA) OR SUPER HSAA (if applicable)

Check one: ☐ Fifth-Year Enrollment Projection ☒ Tenth-Year Enrollment ProjectionHSAA Districts Only - Check one: ☐ Attendance ☒ Residency☐ Residency - COS Districts Only - (Fifth Year Projection Only)☐ Modified Weighting (Fifth-Year Projection Only)☐ Alternate Weighting - (Fill in boxes to the right):

3rd Prev. to 2nd Prev.	2nd Prev. to Prev.	Previous to Current

Part G. Number of New Dwelling Units

(Fifth-Year Projection Only)

Part H. District Student Yield Factor

(Fifth-Year Projection Only)

Part I. Projected Enrollment

1. Fifth-Year Projection

Enrollment/Residency - (except Special Day Class pupils)

K-6	7-8	9-12	TOTAL

Special Day Class pupils only - Enrollment/Residency

	Elementary	Secondary	TOTAL
Non-Severe			
Severe			
TOTAL			

2. Tenth-Year Projection

Enrollment/Residency - (except Special Day Class pupils)

K-6	7-8	9-12	TOTAL
2485	554	962	4001

Special Day Class pupils only - Enrollment/Residency

	Elementary	Secondary	TOTAL
Non-Severe	50	12	62
Severe	0	0	0
TOTAL	50	12	

I certify, as the District Representative, that the information reported on this form and, when applicable, the High School Attendance Area Residency Reporting Worksheet attached, is true and correct and that:

- I am designated as an authorized district representative by the governing board of the district.
- If the district is requesting an augmentation in the enrollment projection pursuant to Regulation Section 1859.42.1 (a), the local planning commission or approval authority has approved the tentative subdivision map used for augmentation of the enrollment and the district has identified dwelling units in that map to be contracted. All subdivision maps used for augmentation of enrollment are available at the district for review by the Office of Public School Construction (OPSC).
- This form is an exact duplicate (verbatim) of the form provided by the Office of Public School Construction. In the event a conflict should exist, then the language in the OPSC form will prevail.

NAME OF DISTRICT REPRESENTATIVE (PRINT OR TYPE)

Ambelina Garcia-Duran

SIGNATURE OF DISTRICT REPRESENTATIVE

DATE

11/7/19

TELEPHONE NUMBER

(661) 792-3081

E-MAIL ADDRESS

amgarcia@mcfarland.k12.ca.us

Part A. K-12 Pupil Data

Grade	7th Prev. 2012 / 2013	6th Prev. 2013 / 2014	5th Prev. 2014 / 2015	4th Prev. 2015 / 2016	3rd Prev. 2016 / 2017	2nd Prev. 2017 / 2018	Previous 2018 / 2019	Current 2019 / 2020
K	288	341	315	367	318	342	340	363
1	295	269	312	263	314	241	243	280
2	301	291	279	311	271	332	227	251
3	291	294	303	283	313	266	310	226
4	264	286	305	295	287	319	244	300
5	289	266	292	307	293	276	306	237
6	241	246	261	262	288	275	236	295
7	229	234	258	258	252	288	273	227
8	242	242	234	270	250	250	283	269
9	202	233	233	230	265	256	255	292
10	225	206	224	243	225	254	243	247
11	190	209	177	214	224	213	234	223
12	163	182	196	169	197	212	202	226
TOTAL	3220	3299	3389	3472	3497	3524	3396	3436

Part B. Pupils Attending Schools Chartered By Another District

7th Prev.	6th Prev.	5th Prev.	4th Prev.	3rd Prev.	2nd Prev.	Previous	Current
0	0	0	0	0	0	0	0

Part C. Continuation High School Pupils - (Districts Only)

Grade	7th Prev.	6th Prev.	5th Prev.	4th Prev.	3rd Prev.	2nd Prev.	Previous	Current
9	7	7	12	5	9	11	9	14
10	19	21	22	16	19	12	25	19
11	19	14	14	7	10	4	20	22
12	10	2	5	12	15	11	4	8
TOTAL	55	44	53	40	53	38	58	63

Part D. Special Day Class Pupils - (Districts or County Superintendent of Schools)

	Elementary	Secondary	TOTAL
Non-Severe	39	12	51
Severe	0	0	0
TOTAL	39	12	

Part E. Special Day Class Pupils - (County Superintendent of Schools Only)

7th Prev.	6th Prev.	5th Prev.	4th Prev.	3rd Prev.	2nd Prev.	Previous	Current
2012 / 2013	2013 / 2014	2014 / 2015	2015 / 2016	2016 / 2017	2017 / 2018	2018 / 2019	2019 / 2020

Part F. Birth Data - (Fifth-Year Projection Only)

☐ County Birth Data ☐ Birth Data by District ZIP Codes ☐ Estimate ☐ Estimate ☐ Estimate

8th Prev.	7th Prev.	6th Prev.	5th Prev.	4th Prev.	3rd Prev.	2nd Prev.	Previous	Current

ATTACHMENT C

Districts Seeking to Update New Construction Eligibility Using Alternate Enrollment Year

District	District Eligibility Request	Enrollment Year of Request	Summary	SAB Meeting Date	Board Action
Island Union Elementary	Use eligibility at the time of application receipt.	2010/2011*	<ul style="list-style-type: none"> • Three-year lock valid at time of application submittal. • Received prior design but not enough eligibility for full unfunded approvals. • During the appeal review, the next enrollment year became available (2018/2019). 	December 11, 2018	Approved using 2018/2019 enrollment year.
Ross Valley	Use eligibility at the time of application receipt.	2008/2009*	<ul style="list-style-type: none"> • Three-year lock valid at time of application submittal. • During the appeal review, the next enrollment year became available (2018/2019). 	December 11, 2018	Approved using 2018/2019 enrollment year.
Pleasant View	Use eligibility at the time of an application receipt and allow funding for classrooms occupied prior to submittal of the application for funding.	2013/2014*	<ul style="list-style-type: none"> • Three-year lock was valid at time of application submittal. • Project completed and facilities constructed were occupied prior to requesting for State funding. • The next enrollment year (2018/2019) would not generate sufficient eligibility. 	February 27, 2019	Not approved.

*Small School District – District’s eligibility is locked for three years.

SAB Meeting: December 9, 2019

New Construction - Amended Adjusted Grant Approval

SCHOOL DISTRICT DATA

Application No: 50/73908-00-010
 School District: McFarland Unified

County: Kern
 School Name: New Elementary School

PROJECT DATA

Type of Project: Elementary School
 K-6: 475
 7-8:
 9-12:
 Non-Severe: 13
 Severe:
 Application Filing Basis: District Wide
 Number of Classrooms: 20
 Master Acres: 11.8
 Existing Acres:
 Proposed Acres: 14
 Recommended Acres: 11.8
 Facility Hardship (a): No
 Financial Hardship Requested: No
 Alternative Education School: No
 Addition to Existing Site: No

ADJUSTED GRANT DATA

New Construction Grant	\$	6,091,561.00
Fire Detection Alarm		7,684.00
Sprinkler System		103,004.00
Site Acquisition		194,104.00
Service Site		869,009.00
Off-Site		518,777.00
Utilities		66,625.00
General Site		598,269.00
Total State Share (50%)		8,449,033.00
District Share (50%)		8,449,033.00
Total Project Cost	\$	<u>16,898,066.00</u>

PROJECT FINANCING

<u>State Share</u>	
This Project	\$ 8,449,033.00
<u>District Share</u>	
Cash Contribution	8,449,033.00
Financial Hardship	
Total Project Cost	\$ <u>16,898,066.00</u>

HISTORY OF PROJECT COST AND APPORTIONMENT

	Fund Code	Proposition	Previously Authorized	Authorized This Action	Unfunded Approval This Action
<u>State Share</u>					
New Construction/Add. Grant	051-500	51	\$ 5,283,612.00		
New Construction/Add. Grant	951-500	51		\$ 3,165,421.00	\$ 3,165,421.00
<u>District Share</u>					
Cash Contribution			5,283,612.00	3,165,421.00	
Total			\$ <u>10,567,224.00</u>	\$ <u>6,330,842.00</u>	\$ <u>3,165,421.00</u>

Funding Source: Proposition 51 Bonds/2016-Nov.

Pursuant to the Board's action on March 11, 2009, this application has been approved and placed on the Unfunded List (Lack of AB 55 Loans). This approval does not constitute a guarantee or commitment of future State funding.

The District shall ensure that it is in compliance with all applicable laws, regulations and certifications it made on the program forms.

The Board's approval of the District's appeal request on December 9, 2019 results in an increase to the previously approved item dated September 25, 2019 for allowance adjustments made to the New Construction Grant, Fire Detection Alarm, Sprinkler System, and General Site.

Based on the Board's action on June 5, 2017, this project is subject to the Grant Agreement submittal pursuant to School Facility Program Regulation Section 1859.90.4.

The District is responsible for ensuring that the project is compliant with Prevailing Wage Monitoring and/or Labor Compliance Program requirements at the time construction contracts are executed and/or construction commenced.

These Pages Left Intentionally Blank

TENTATIVE WORKLOAD

January 2020

ACTION ITEMS

Annual Adjustment to School Facility Program Grants
Index Adjustment on the Assessment for Development

REPORTS, DISCUSSION and INFORMATION ITEMS

Annual Legislation Report for 2019
Standard Information Items

FINANCIAL REPORTS

Status of Fund Releases
Status of Funds

TENTATIVE WORKLOAD

February 2020

ACTION ITEMS

REPORTS, DISCUSSION and INFORMATION ITEMS

Standard Information Items

FINANCIAL REPORTS

Status of Fund Releases
Status of Funds

TENTATIVE WORKLOAD

March 2020

ACTION ITEMS

REPORTS, DISCUSSION and INFORMATION ITEMS

Standard Information Items

FINANCIAL REPORTS

Status of Fund Releases
Status of Funds

Appeals Received as of October 31, 2019

Appeal Received Date	District/County	Tentative SAB Date*	Description
1/16/19	Los Angeles Unified School District / Los Angeles	TBD	District is requesting to use construction contract and change order amounts as a cost estimate for a Facility Hardship project.
5/17/19	Los Angeles Unified School District / Los Angeles	TBD	District requests allowance of certain equipment as part of the Career Technical Education Facilities Program (CTEFP) grant for three projects.
6/6/19	San Marcos Unified / San Diego	TBD	District requests to use new construction eligibility at the time of application submittal.
7/29/19	Mountain Valley USD / Trinity	TBD	District request to use excess funds from a Facility Hardship project with Financial Hardship assistance towards another Facility Hardship project with Financial Hardship assistance.
10/17/17	San Bernardino City USD / San Bernardino	1/2020	District requests OPSC to accept \$870,618 in expenditures for three SFP modernization projects.
4/13/18	Washington Unified School District / Fresno	1/2020	District was inadvertently provided with design funding twice for this project and does not agree on an offset. District requests to retain the additional funding to be used towards this project.
7/31/18	Sundale Union ESD / Tulare	TBD	District is requests the acceptance of disallowed furniture and equipment expenditures.
10/11/19	Lompoc USD / Santa Barbara	1/2020	District is requesting financial hardship approval status under "other" for various sites within the District.
10/18/19	Pioneer UESD / Kings	2/2020	District request funding for a new construction project at Pioneer Elementary School based on new construction eligibility for the 2013/2014 reporting year instead of the year in which the application is processed.

*Please note: Tentative SAB Date is not a guaranteed meeting date and may be subject to change.

STATE ALLOCATION BOARD MEETING DATES

The State Allocation Board (SAB) meeting dates for the 2020 calendar year are as follows:

Board Date	Type of Meeting
January 22, 2020*	Monthly (Consent/Appeals/Action)
February 26, 2020*	Monthly (Consent/Appeals/Action)
March 25, 2020*	Monthly (Consent/Appeals/Action)
April 22, 2020*	Monthly (Consent/Appeals/Action)
May 27, 2020*	Monthly (Consent/Appeals/Action)
June 24, 2020*	Monthly (Consent/Appeals/Action)
July 22, 2020*	Monthly (Consent/Appeals/Action)
August 26, 2020*	Monthly (Consent/Appeals/Action)
September 23, 2020*	Monthly (Consent/Appeals/Action)
October 28, 2020*	Monthly (Consent/Appeals/Action)
December 2020*	Monthly (Consent/Appeals/Action)

*The projected dates and time will be determined upon the discussion with the Vice-Chair and Chair based on workload.

The SAB meets in different rooms within the State Capitol at 4:00 p.m. when the State Legislature is in session and at 2:00 p.m. when the State Legislature is out on recess. Due to scheduling changes within the Legislature, some of the SAB meetings may be canceled or changed with short notice.

INFORMATION ITEM

SCHOOL FACILITY PROGRAM

NEW CONSTRUCTION AND MODERNIZATION UNFUNDED LIST (as of October 31, 2019)

The New Construction and Modernization projects on this list have received an “unfunded” approval by the State Allocation Board (SAB). Note that an “unfunded” approval does not guarantee a future apportionment by the SAB.

Published monthly in the SAB Agenda.

This report is also located on the [OPSC Website](#)

County	School District	Application Number	Program	Approval	Received Date	SAB Unfunded Approval	Financial Hardship Apportionment	Loan	State Share	Total Apportionment	Cumulative Amount	Submitted Certification Letter May 2019	Grant Agreement Received as of 09/30/2019
HUMBOLDT	KLAMATH-TRINITY JOINT UNIFIED	51/62901-00-015	Facility Hardship	G	4/16/2018	7/23/2019	1,048,571.00	0.00	1,048,571.00	2,097,142.00	2,097,142.00	N/A	Yes
HUMBOLDT	KLAMATH-TRINITY JOINT UNIFIED	51/62901-00-015	Facility Hardship	G	4/16/2018	9/25/2019	119,740.24	0.00	119,740.24	239,480.48	9,391,347.51	N/A	
HUMBOLDT	KLAMATH-TRINITY JOINT UNIFIED	51/62901-00-015	Facility Hardship	G	4/16/2018	10/23/2019	118,780.48	0.00	118,780.48	237,560.96	634,725,421.96	N/A	
HUMBOLDT	SCOTIA UNION ELEMENTARY	58/63024-00-006	Rehabilitation	G	6/19/2018	7/23/2019	684,513.00	0.00	1,296,486.00	1,980,999.00	4,078,141.00	N/A	Yes
SAN BERNARDINO	ONTARIO-MONTCLAIR	58/67819-00-001	Rehabilitation	G	3/28/2019	8/28/2019	0.00	0.00	2,367,833.00	2,367,833.00	6,445,974.00	N/A	
SAN BERNARDINO	ONTARIO-MONTCLAIR	58/67819-00-002	Rehabilitation	G	3/28/2019	8/28/2019	0.00	0.00	2,066,099.03	2,066,099.03	8,512,073.03	N/A	
SONOMA	SEBASTOPOL UNION ELEMENTARY	58/70938-00-001	Rehabilitation	G	4/4/2019	8/28/2019	0.00	0.00	424,748.00	424,748.00	8,936,821.03	N/A	
SAN LUIS OBISPO	TEMPLETON UNIFIED	58/68841-00-001	Rehabilitation	G	4/12/2019	8/28/2019	0.00	0.00	215,046.00	215,046.00	9,151,867.03	N/A	
PLACER	ROSEVILLE JOINT UNION HIGH	58/66928-00-001	Rehabilitation	G	2/25/2019	9/25/2019	0.00	0.00	2,063,039.00	2,063,039.00	11,454,386.51	N/A	
SANTA CLARA	CAMPBELL UNION HIGH	58/69401-00-001	Rehabilitation	G	5/30/2019	9/25/2019	0.00	0.00	121,364.41	121,364.41	11,575,750.92	N/A	
SAN LUIS OBISPO	LUCIA MAR UNIFIED	58/68759-00-002	Rehabilitation	G	5/31/2019	9/25/2019	0.00	0.00	311,555.32	311,555.32	11,887,306.24	N/A	
GLENN	PLAZA ELEMENTARY	58/62638-00-001	Rehabilitation	G	6/6/2019	9/25/2019	88,628.00	0.00	135,426.00	224,054.00	12,111,360.24	N/A	
TRINITY	LEWISTON ELEMENTARY	58/71746-00-002	Rehabilitation	D	7/26/2019	9/25/2019	0.00	0.00	50,508.60	50,508.60	12,161,868.84	N/A	
SAN BERNARDINO	SAN BERNARDINO CITY UNIFIED	58/67876-00-004	Rehabilitation	G	4/5/2019	10/23/2019	0.00	0.00	3,406,277.00	3,406,277.00	638,131,698.96	N/A	
MONTEREY	GREENFIELD UNION ELEMENTARY	58/66035-00-003	Rehabilitation	D	5/6/2019	10/23/2019	62,120.60	0.00	93,180.90	155,301.50	634,487,861.00	N/A	
MONTEREY	GREENFIELD UNION ELEMENTARY	58/66035-00-001	Rehabilitation	D	5/6/2019	10/23/2019	67,555.30	0.00	101,332.95	168,888.25	638,300,587.21	N/A	
MONTEREY	GREENFIELD UNION ELEMENTARY	58/66035-00-002	Rehabilitation	D	5/6/2019	10/23/2019	80,329.70	0.00	120,494.55	200,824.25	638,501,411.46	N/A	
DEL NORTE	DEL NORTE COUNTY UNIFIED	58/61820-00-005	Rehabilitation	G	7/22/2019	10/23/2019	0.00	0.00	212,901.60	212,901.60	638,714,313.06	N/A	
SAN JOAQUIN	ESCALON UNIFIED	58/68502-00-002	Rehabilitation	G	7/25/2019	10/23/2019	0.00	0.00	90,846.00	90,846.00	638,805,159.06	N/A	
ALAMEDA	OAKLAND UNIFIED	54/61259-09-010	Charter	D	6/5/2017	1/24/2018	0.00	200,206.10	200,206.10	400,412.20	12,562,281.04	No	No
ALAMEDA	OAKLAND UNIFIED	54/61259-09-011	Charter	D	6/5/2017	1/24/2018	0.00	2,150,284.80	2,150,284.80	4,300,569.60	16,862,850.64	No	No
SACRAMENTO	NATOMAS UNIFIED	54/75283-00-008	Charter	D	5/26/2017	2/28/2018	0.00	0.00	285,982.90	285,982.90	17,148,833.54	No	No
ALAMEDA	OAKLAND UNIFIED	54/61259-00-010	Charter	D	6/5/2017	2/28/2018	0.00	1,136,442.50	1,136,442.50	2,272,885.00	19,421,718.54	No	No
SANTA CLARA	ALUM ROCK UNION ELEMENTARY	54/69369-00-003	Charter	D	5/30/2014	6/19/2018	0.00	25,675.55	25,675.55	51,351.10	19,473,069.64	No	No
ALAMEDA	SAN LORENZO UNIFIED	54/61309-00-003	Charter	D	6/5/2017	12/11/2018	0.00	845,455.40	845,455.40	1,690,910.80	21,163,980.44	No	No
ALAMEDA	OAKLAND UNIFIED	54/61259-12-005	Charter	D	5/26/2017	1/22/2019	0.00	185,933.00	185,933.00	371,866.00	21,535,846.44	No	Yes
ALAMEDA	OAKLAND UNIFIED	54/61259-12-006	Charter	D	5/26/2017	1/22/2019	0.00	189,067.00	189,067.00	378,134.00	21,913,980.44	No	Yes
SAN BERNARDINO	SAN BERNARDINO CITY UNIFIED	54/67876-00-004	Charter	D	6/5/2017	1/22/2019	0.00	229,399.00	229,399.00	458,798.00	22,372,778.44	No	No
SOLANO	SOLANO COUNTY OFFICE OF EDUC.	57/10488-00-024	Modernization	G	10/23/2014	2/27/2019	217,896.00	0.00	326,844.00	544,740.00	22,917,518.44	No	No
BUTTE	MANZANITA ELEMENTARY	57/61499-00-001	Modernization	G	12/30/2014	3/27/2019	706,127.00	0.00	1,464,265.00	2,170,392.00	25,087,910.44	No	No
BUTTE	MANZANITA ELEMENTARY	50/61499-00-002	New Construction	G	12/30/2014	4/24/2019	1,956,667.00	0.00	2,236,591.00	4,193,258.00	29,281,168.44	No	No
LOS ANGELES	TEMPLE CITY UNIFIED	57/65052-00-009	Modernization	G	5/14/2015	4/24/2019	0.00	0.00	2,507,334.00	2,507,334.00	31,788,502.44	No	No
FRESNO	BURREL UNION ELEMENTARY	57/62042-00-001	Modernization	D	5/22/2015	4/24/2019	65,793.00	0.00	98,690.00	164,483.00	31,952,985.44	No	Yes
LOS ANGELES	TEMPLE CITY UNIFIED	50/65052-00-002	New Construction	G	6/19/2015	4/24/2019	0.00	0.00	213,824.00	213,824.00	32,166,809.44	No	No
SACRAMENTO	SACRAMENTO CITY UNIFIED	54/67439-00-008	Charter	S	6/5/2017	5/2/2019	0.00	212,228.00	212,228.00	424,456.00	32,591,265.44	No	No
LOS ANGELES	TEMPLE CITY UNIFIED	57/65052-00-010	Modernization	G	6/26/2015	5/22/2019	0.00	0.00	2,013,203.00	2,013,203.00	34,604,468.44	No	No
SOLANO	SOLANO COUNTY OFFICE OF EDUC.	50/10488-00-029	New Construction	G	8/3/2015	5/22/2019	879,653.50	0.00	879,653.50	1,759,307.00	36,363,775.44	No	No
SOLANO	SOLANO COUNTY OFFICE OF EDUC.	57/10488-00-020	Modernization	G	8/3/2015	5/22/2019	202,522.00	0.00	303,783.00	506,305.00	36,870,080.44	No	No
SOLANO	SOLANO COUNTY OFFICE OF EDUC.	57/10488-00-028	Modernization	G	8/3/2015	5/22/2019	98,562.00	0.00	147,843.00	246,405.00	37,116,485.44	No	No
ORANGE	NEWPORT-MESA UNIFIED	50/66597-00-019	New Construction	G	9/22/2015	5/22/2019	0.00	0.00	1,742,015.00	1,742,015.00	38,558,500.44	No	No
ORANGE	NEWPORT-MESA UNIFIED	57/66597-00-036	Modernization	G	9/22/2015	5/22/2019	0.00	0.00	725,699.00	725,699.00	39,584,199.44	No	No
ORANGE	SANTA ANA UNIFIED	55/66670-00-003	Career Tech New Construction	G	2/12/2019	5/22/2019	0.00	0.00	3,000,000.00	3,000,000.00	42,584,199.44	No	No
LOS ANGELES	LOS ANGELES UNIFIED	55/64733-00-022	Career Tech New Construction	G	2/13/2019	5/22/2019	0.00	0.00	3,000,000.00	3,000,000.00	45,584,199.44	No	No
LOS ANGELES	LOS ANGELES UNIFIED	59/64733-00-031	Career Tech Rehabilitation	G	2/13/2019	5/22/2019	0.00	0.00	1,147,372.00	1,147,372.00	47,731,571.44	No	No
MERCED	HILMAR UNIFIED	55/65698-00-001	Career Tech New Construction	G	2/14/2019	5/22/2019	0.00	0.00	861,580.00	861,580.00	47,933,151.44	No	No
YUBA	WHEATLAND UNION HIGH	55/72769-00-001	Career Tech New Construction	G	2/14/2019	5/22/2019	0.00	0.00	2,995,859.00	2,995,859.00	50,589,010.44	No	No
BUTTE	CHICO UNIFIED	55/61424-00-006	Career Tech New Construction	G	2/14/2019	5/22/2019	0.00	0.00	748,639.00	748,639.00	51,337,649.44	No	No
KERN	KERN HIGH	55/63529-00-018	Career Tech New Construction	G	2/15/2019	5/22/2019	0.00	0.00	1,040,424.00	1,040,424.00	52,378,073.44	No	No
BUTTE	BIGGS UNIFIED	57/61408-00-001	Modernization	G	2/3/2015	6/26/2019	972,084.00	0.00	2,006,572.00	2,978,656.00	55,356,729.44	N/A	
BUTTE	BIGGS UNIFIED	57/61408-00-002	Modernization	G	2/3/2015	6/26/2019	1,281,435.00	0.00	1,922,153.00	3,203,588.00	58,560,317.44	N/A	
BUTTE	BIGGS UNIFIED	57/61408-00-003	Modernization	G	2/3/2015	6/26/2019	550,447.00	0.00	825,670.00	1,376,117.00	59,936,434.44	N/A	
BUTTE	BIGGS UNIFIED	57/61408-00-004	Modernization	G	2/3/2015	6/26/2019	219,882.00	0.00	329,822.00	549,704.00	60,486,138.44	N/A	
SAN DIEGO	SAN MARCOS UNIFIED	50/73791-00-015	New Construction	G	8/3/2015	6/26/2019	0.00	0.00	31,305,846.00	31,305,846.00	91,791,984.44	N/A	
FRESNO	SANGER UNIFIED	50/62414-00-016	New Construction	G	10/5/2015	6/26/2019	0.00	0.00	1,047,772.00	1,047,772.00	92,839,756.44	N/A	
FRESNO	SANGER UNIFIED	57/62414-00-015	Modernization	G	10/5/2015	6/26/2019	0.00	0.00	1,988,531.00	1,988,531.00	94,828,287.44	N/A	Yes
VENTURA	VENTURA COUNTY OFFICE OF EDUC.	50/10561-00-004	New Construction	D	10/9/2015	6/26/2019	179,641.50	0.00	683,124.50	862,766.00	95,691,053.44	N/A	Yes
VENTURA	VENTURA COUNTY OFFICE OF EDUC.	57/10561-00-005	Modernization	D	10/9/2015	6/26/2019	63,024.00	0.00	94,536.00	157,560.00	95,848,613.44	N/A	Yes
STANISLAUS	SHILOH ELEMENTARY	50/71274-00-001	New Construction	G	10/19/2015	6/26/2019	2,234,673.00	0.00	2,234,673.00	4,469,346.00	100,317,959.44	N/A	Yes
STANISLAUS	SHILOH ELEMENTARY	50/71274-00-001	New Construction	G	10/19/2015	8/28/2019	7,353.00	0.00	7,353.00	14,706.00	100,332,665.44	N/A	Yes
LOS ANGELES	CULVER CITY UNIFIED	57/64444-00-013	Modernization	G	10/19/2015	6/26/2019	0.00	0.00	603,304.00	603,304.00	100,935,969.44	N/A	
STANISLAUS	NEWMAN-CROWS LANDING UNIFIED	57/73601-00-003	Modernization	G	10/23/2015	6/26/2019	0.00	0.00	469,044.00	469,044.00	101,405,013.44	N/A	Yes
ORANGE	SADDEBACK VALLEY UNIFIED	57/73635-00-035	Modernization	G	10/26/2015	6/26/2019	0.00	0.00	1,853,397.00	1,853,397.00	103,258,410.44	N/A	
ALAMEDA	FREMONT UNIFIED	50/61176-00-007	New Construction	G	10/29/2015	6/26/2019	0.00	0.00	5,398,078.00	5,398,078.00	108,656,488.44	N/A	Yes
BUTTE	CHICO UNIFIED	50/61424-00-004	New Construction	G	10/30/2015	6/26/2019	0.00	0.00	1,496,807.00	1,496,807.00	110,153,295.44	N/A	Yes
BUTTE	CHICO UNIFIED	50/61424-00-005	New Construction	G	10/30/2015	6/26/2019	0.00	0.00	750,548.00	750,548.00	110,903,843.44	N/A	Yes
BUTTE	CHICO UNIFIED	50/61424-00-006	New Construction	G	10/30/2015	6/26/2019	0.00	0.00	1,378,982.00	1,378,982.00	112,282,825.44	N/A	Yes
MONTEREY	SALINAS UNION HIGH	50/66159-00-006	New Construction	G	10/30/2015	6/26/2019	0.00	0.00	33,246,859.00	33,246,859.00	145,529,684.44	N/A	Yes
RIVERSIDE	PALM SPRINGS UNIFIED	50/67173-00-005	New Construction	G	10/30/2015	6/26/2019	0.00	0.00	3,082,042.00	3,082,042.00	148,611,726.44	N/A	Yes
SACRAMENTO	ELK GROVE UNIFIED	50/67314-00-045	New Construction	G	10/30/2015	6/26/2019	0.00	0.00	12,657,626.00	12,657,626.00	161,269,352.44	N/A	
SACRAMENTO	ELK GROVE UNIFIED	50/67314-00-045	New Construction	G	10/30/2015	8/28/2019	0.00	0.00	195,305.00	195,305.00	161,464,657.44	N/A	
BUTTE	CHICO UNIFIED	57/61424-00-005	Modernization	G	10/30/2015	6/26/2019	0.00	0.00	931,585.00	931,585.00	162,396,242.44	N/A	Yes
SACRAMENTO	SAN JUAN UNIFIED	57/67447-00-059	Modernization	G	10/30/2015	6/26/2019	0.00	0.00	968,849.00	968,849.00	163,365,091.44	N/A	Yes
ORANGE	ORANGE COUNTY OFFICE OF EDUC.	50/10306-00-019	New Construction	G	11/2/2015	6/26/2019	5,002,683.00	0.00	6,221,590.00	11,224,273.00	174,589,364.44	N/A	
SAN DIEGO	GROSSMONT UNION HIGH	50/68130-12											

County	School District	Application Number	Program	Approval	Received Date	SAB Unfunded Approval	Financial Hardship Apportionment	Loan	State Share	Total Apportionment	Cumulative Amount	Submitted Certification Letter May 2019	Grant Agreement Received as of 09/30/2019
SAN BERNARDINO	CENTRAL ELEMENTARY	57/67645-00-005	Modernization	G	11/3/2015	6/26/2019	0.00	0.00	2,469,539.00	2,469,539.00	179,098,455.44	N/A	Yes
TULARE	SUNDALE UNION ELEMENTARY	50/72173-00-006	New Construction	D	11/20/2015	6/26/2019	695,625.50	0.00	697,154.50	1,392,780.00	180,491,235.44	N/A	
LOS ANGELES	POMONA UNIFIED	57/64907-00-028	Modernization	G	11/23/2015	6/26/2019	0.00	0.00	2,620,352.00	2,620,352.00	183,111,587.44	N/A	
SANTA BARBARA	SANTA BARBARA UNIFIED	57/76786-00-008	Modernization	G	11/30/2015	6/26/2019	0.00	0.00	313,904.00	313,904.00	183,425,491.44	N/A	Yes
TULARE	OAK VALLEY UNION ELEMENTARY	57/72017-00-003	Modernization	D	12/1/2015	6/26/2019	46,143.00	0.00	156,735.00	202,878.00	183,628,369.44	N/A	
ORANGE	PLACENTIA-YORBA LINDA UNIFIED	57/66647-00-037	Modernization	G	12/7/2015	6/26/2019	0.00	0.00	2,352,210.00	2,352,210.00	185,980,579.44	N/A	Yes
PLACER	ROCKLIN UNIFIED	50/75085-00-013	New Construction	G	12/29/2015	6/26/2019	0.00	0.00	3,628,185.00	3,628,185.00	189,608,764.44	N/A	Yes
TULARE	TIPTON ELEMENTARY	57/72215-00-002	Modernization	D	1/5/2016	6/26/2019	133,320.00	0.00	221,519.00	354,839.00	189,963,603.44	N/A	Yes
CONTRA COSTA	ANTIOCH UNIFIED	57/61648-00-012	Modernization	G	1/22/2016	6/26/2019	0.00	0.00	877,671.00	877,671.00	190,841,274.44	N/A	Yes
PLACER	ROSEVILLE CITY ELEMENTARY	50/66910-00-014	New Construction	G	1/27/2016	6/26/2019	0.00	0.00	10,898,580.00	10,898,580.00	201,739,854.44	N/A	Yes
CONTRA COSTA	SAN RAMON VALLEY UNIFIED	57/61804-00-023	Modernization	G	1/29/2016	6/26/2019	0.00	0.00	850,988.00	850,988.00	202,590,842.44	N/A	Yes
SAN DIEGO	GROSSMONT UNION HIGH	57/68130-00-023	Modernization	G	2/10/2016	6/26/2019	0.00	0.00	858,545.00	858,545.00	203,449,387.44	N/A	
SAN DIEGO	GROSSMONT UNION HIGH	57/68130-00-024	Modernization	G	2/11/2016	6/26/2019	0.00	0.00	10,729,237.00	10,729,237.00	214,178,624.44	N/A	
SANTA CRUZ	HAPPY VALLEY ELEMENTARY	57/69757-00-001	Modernization	D	2/24/2016	6/26/2019	81,359.00	0.00	123,139.00	204,498.00	214,383,122.44	N/A	
FRESNO	SANGER UNIFIED	57/62414-00-016	Modernization	G	2/25/2016	6/26/2019	0.00	0.00	517,559.00	517,559.00	214,900,681.44	N/A	
RIVERSIDE	PERRIS ELEMENTARY	54/67199-00-001	Charter	D	6/5/2017	6/26/2019	0.00	0.00	1,058,160.30	1,058,160.30	215,958,841.74	N/A	Yes
RIVERSIDE	PERRIS ELEMENTARY	54/67199-00-002	Charter	D	6/5/2017	6/26/2019	0.00	0.00	111,668.80	111,668.80	216,070,510.54	N/A	Yes
LOS ANGELES	CULVER CITY UNIFIED	59/64444-00-002	Career Tech Rehabilitation	G	2/11/2019	6/26/2019	0.00	0.00	1,500,000.00	1,500,000.00	217,570,510.54	N/A	
ALAMEDA	OAKLAND UNIFIED	54/61259-00-011	Charter	D	6/2/2017	7/23/2019	0.00	1,020,554.30	1,020,554.30	2,041,108.60	219,611,619.14	N/A	Yes
ALAMEDA	OAKLAND UNIFIED	54/61259-00-006	Charter	D	6/5/2017	7/23/2019	0.00	1,093,590.50	1,093,590.50	2,187,181.00	221,798,800.14	N/A	
ALAMEDA	OAKLAND UNIFIED	54/61259-09-006	Charter	D	6/5/2017	7/23/2019	0.00	237,707.30	237,707.30	475,414.60	222,274,214.74	N/A	Yes
ALAMEDA	OAKLAND UNIFIED	54/61259-09-007	Charter	D	6/5/2017	7/23/2019	0.00	512,292.70	512,292.70	1,024,585.40	223,298,800.14	N/A	Yes
ALAMEDA	OAKLAND UNIFIED	54/61259-13-005	Charter	D	6/5/2017	7/23/2019	0.00	69,635.80	69,635.80	139,271.60	223,438,071.74	N/A	
ALAMEDA	OAKLAND UNIFIED	54/61259-13-006	Charter	D	6/5/2017	7/23/2019	0.00	337,475.40	337,475.40	674,950.80	224,113,022.54	N/A	
SANTA CLARA	EAST SIDE UNION HIGH	54/69427-00-005	Charter	D	6/5/2017	7/23/2019	0.00	1,552,568.80	1,552,568.80	3,105,137.60	227,218,160.14	N/A	
SANTA CLARA	EAST SIDE UNION HIGH	54/69427-00-006	Charter	D	6/5/2017	7/23/2019	0.00	27,429.70	27,429.70	54,859.40	227,273,019.54	N/A	
SOLANO	SOLANO COUNTY OFFICE OF EDUC.	50/10488-00-032	New Construction	G	2/14/2013	8/28/2019	2,823,939.00	0.00	2,823,939.00	5,647,878.00	232,920,897.54	N/A	
SOLANO	SOLANO COUNTY OFFICE OF EDUC.	57/10488-00-027	Modernization	G	2/14/2013	8/28/2019	487,884.00	0.00	731,826.00	1,219,710.00	234,140,607.54	N/A	
KINGS	ISLAND UNION ELEMENTARY	50/63933-00-001	New Construction	G	4/24/2014	8/28/2019	4,390,017.50	0.00	4,390,017.50	8,780,035.00	242,920,642.54	N/A	Yes
LOS ANGELES	AZUSA UNIFIED	57/64279-00-014	Modernization	G	3/17/2016	8/28/2019	0.00	0.00	52,120.00	52,120.00	242,972,762.54	N/A	
TULARE	VISALIA UNIFIED	50/72256-00-029	New Construction	G	3/29/2016	8/28/2019	0.00	0.00	13,549,016.00	13,549,016.00	256,521,778.54	N/A	Yes
SAN FRANCISCO	SAN FRANCISCO UNIFIED	57/68478-00-059	Modernization	G	4/4/2016	8/28/2019	0.00	0.00	1,970,048.00	1,970,048.00	258,491,826.54	N/A	
SAN MATEO	SEQUOIA UNION HIGH	50/69062-01-011	New Construction	G	4/5/2016	8/28/2019	0.00	0.00	497,281.00	497,281.00	258,989,107.54	N/A	
SAN MATEO	SEQUOIA UNION HIGH	50/69062-01-010	New Construction	G	4/6/2016	8/28/2019	0.00	0.00	4,956,586.00	4,956,586.00	263,945,693.54	N/A	
FRESNO	CLAY JOINT ELEMENTARY	57/62109-00-002	Modernization	D	4/11/2016	8/28/2019	8,847.00	0.00	78,515.00	87,362.00	264,033,055.54	N/A	
SACRAMENTO	NATOMAS UNIFIED	50/75283-00-015	New Construction	G	4/12/2016	8/28/2019	0.00	0.00	9,904,043.00	9,904,043.00	273,937,098.54	N/A	
SAN FRANCISCO	SAN FRANCISCO UNIFIED	57/68478-00-058	Modernization	G	4/13/2016	8/28/2019	0.00	0.00	1,837,144.00	1,837,144.00	275,774,242.54	N/A	
CONTRA COSTA	SAN RAMON VALLEY UNIFIED	50/61804-02-011	New Construction	G	4/14/2016	8/28/2019	0.00	0.00	4,509,270.00	4,509,270.00	280,283,512.54	N/A	
LOS ANGELES	DOWNEY UNIFIED	57/64451-00-026	Modernization	G	4/14/2016	8/28/2019	0.00	0.00	8,870,895.00	8,870,895.00	289,154,407.54	N/A	
FRESNO	SANGER UNIFIED	50/62414-00-017	New Construction	G	4/25/2016	8/28/2019	0.00	0.00	2,408,540.00	2,408,540.00	291,562,947.54	N/A	
LOS ANGELES	DOWNEY UNIFIED	50/64451-00-013	New Construction	G	4/25/2016	8/28/2019	0.00	0.00	1,197,086.00	1,197,086.00	292,760,033.54	N/A	
LOS ANGELES	NEWHALL ELEMENTARY	57/64832-00-004	Modernization	G	4/29/2016	8/28/2019	0.00	0.00	2,269,824.00	2,269,824.00	295,029,857.54	N/A	Yes
CONTRA COSTA	SAN RAMON VALLEY UNIFIED	50/61804-02-010	New Construction	G	5/6/2016	8/28/2019	0.00	0.00	1,562,603.00	1,562,603.00	296,592,460.54	N/A	
SAN MATEO	SEQUOIA UNION HIGH	57/69062-00-036	Modernization	G	5/9/2016	8/28/2019	0.00	0.00	1,130,137.00	1,130,137.00	297,722,597.54	N/A	Yes
LOS ANGELES	DOWNEY UNIFIED	57/64451-00-027	Modernization	G	5/11/2016	8/28/2019	0.00	0.00	1,171,433.00	1,171,433.00	298,894,030.54	N/A	
SAN BERNARDINO	CHAFFEY JOINT UNION HIGH	50/67652-00-020	New Construction	G	5/12/2016	8/28/2019	0.00	0.00	13,633,582.00	13,633,582.00	312,527,612.54	N/A	Yes
CONTRA COSTA	WEST CONTRA COSTA UNIFIED	57/61796-00-051	Modernization	G	5/13/2016	8/28/2019	0.00	0.00	23,400,090.00	23,400,090.00	335,927,702.54	N/A	
TULARE	DINUBA UNIFIED	57/75531-00-010	Modernization	G	5/13/2016	8/28/2019	415,041.00	0.00	622,561.00	1,037,602.00	336,965,304.54	N/A	
LOS ANGELES	POMONA UNIFIED	57/64907-00-029	Modernization	G	5/24/2016	8/28/2019	0.00	0.00	3,044,264.00	3,044,264.00	340,009,568.54	N/A	
ORANGE	IRVINE UNIFIED	50/73650-00-028	New Construction	G	6/1/2016	8/28/2019	0.00	0.00	1,236,192.00	1,236,192.00	341,245,760.54	N/A	
MONTEREY	SANTA RITA UNION ELEMENTARY	50/66191-00-009	New Construction	J	6/2/2016	8/28/2019	1,508,346.00	0.00	2,152,315.00	3,660,661.00	344,906,421.54	N/A	
TULARE	TULARE CITY ELEMENTARY	57/72231-00-010	Modernization	G	6/15/2016	8/28/2019	0.00	0.00	670,826.00	670,826.00	345,577,247.54	N/A	Yes
TULARE	TULARE JOINT UNION HIGH	57/72249-00-005	Modernization	G	6/15/2016	8/28/2019	0.00	0.00	2,007,707.00	2,007,707.00	347,584,954.54	N/A	Yes
LOS ANGELES	POMONA UNIFIED	57/64907-00-030	Modernization	G	6/22/2016	8/28/2019	0.00	0.00	634,890.00	634,890.00	348,219,844.54	N/A	
RIVERSIDE	TEMECULA VALLEY UNIFIED	57/75192-00-005	Modernization	G	6/27/2016	8/28/2019	0.00	0.00	2,631,232.00	2,631,232.00	350,851,076.54	N/A	
RIVERSIDE	TEMECULA VALLEY UNIFIED	57/75192-00-006	Modernization	G	6/27/2016	8/28/2019	0.00	0.00	1,745,912.00	1,745,912.00	352,596,988.54	N/A	
RIVERSIDE	TEMECULA VALLEY UNIFIED	57/75192-00-007	Modernization	G	6/27/2016	8/28/2019	0.00	0.00	3,655,950.00	3,655,950.00	356,252,938.54	N/A	
SAN MATEO	SEQUOIA UNION HIGH	50/69062-01-012	New Construction	G	6/28/2016	8/28/2019	0.00	0.00	5,861,873.00	5,861,873.00	362,114,811.54	N/A	
MONTEREY	SANTA RITA UNION ELEMENTARY	50/66191-00-010	New Construction	G	7/1/2016	8/28/2019	0.00	0.00	1,558,394.00	1,558,394.00	363,673,205.54	N/A	
LOS ANGELES	AZUSA UNIFIED	57/64279-00-016	Modernization	G	7/5/2016	8/28/2019	0.00	0.00	667,893.00	667,893.00	364,341,098.54	N/A	
SAN JOAQUIN	STOCKTON UNIFIED	57/68676-00-036	Modernization	G	7/6/2016	8/28/2019	0.00	0.00	4,431,962.00	4,431,962.00	368,773,060.54	N/A	
SISKIYOU	SCOTT VALLEY UNIFIED	57/76455-00-005	Modernization	G	7/8/2016	8/28/2019	0.00	0.00	919,382.00	919,382.00	369,692,442.54	N/A	
SAN JOAQUIN	STOCKTON UNIFIED	57/68676-00-037	Modernization	G	7/12/2016	8/28/2019	0.00	0.00	5,251,720.00	5,251,720.00	374,944,162.54	N/A	
SISKIYOU	SCOTT VALLEY UNIFIED	57/76455-00-006	Modernization	G	7/12/2016	8/28/2019	0.00	0.00	1,486,331.00	1,486,331.00	376,430,493.54	N/A	
SISKIYOU	SCOTT VALLEY UNIFIED	57/76455-00-007	Modernization	G	7/12/2016	8/28/2019	0.00	0.00	776,482.00	776,482.00	377,206,975.54	N/A	
SAN MATEO	SEQUOIA UNION HIGH	50/69062-01-007	New Construction	G	7/14/2016	8/28/2019	0.00	0.00	4,039,200.00	4,039,200.00	381,246,175.54	N/A	Yes
MONTEREY	ALISAL UNION	50/65961-00-010	New Construction	G	7/18/2016	8/28/2019	0.00	0.00	3,896,430.00	3,896,430.00	385,142,605.54	N/A	Yes
FRESNO	CLAVIS UNIFIED	57/62117-00-049	Modernization	G	7/18/2016	8/28/2019	0.00	0.00	401,058.00	401,058.00	385,543,663.54	N/A	
RIVERSIDE	JURUPA UNIFIED	57/67090-00-007	Modernization	G	7/20/2016	8/28/2019	0.00	0.00	2,934,401.00	2,934,401.00	388,478,064.54	N/A	Yes
ORANGE	GARDEN GROVE UNIFIED	57/66522-00-074	Modernization	G	7/21/2016	8/28/2019	0.00	0.00	625,684.00	625,684.00	389,103,748.54	N/A	Yes
MERCED	ATWATER ELEMENTARY	50/65631-00-003	New Construction	G	7/22/2016	8/28/2019	0.00	0.00	309,347.00	309,347.00	389,413,095.54	N/A	
MERCED	ATWATER ELEMENTARY	50/65631-00-004	New Construction	G	7/22/2016	8/28/2019	0.00	0.00	316,267.00	316,267.00	389,729,362.54	N/A	
SACRAMENTO	ELK GROVE UNIFIED	50/67314-00-046	New Construction	G	7/22/2016	8/28/2019	0.00	0.00	12,514,558.00	12,514,558.00	402,243,920.54	N/A	Yes
SAN DIEGO	BONSALL UNIFIED	50/76851-00-001	New Construction	G	7/22/2016	8/28/2019							

County	School District	Application Number	Program	Approval	Received Date	SAB Unfunded Approval	Financial Hardship Apportionment	Loan	State Share	Total Apportionment	Cumulative Amount	Submitted Certification Letter May 2019	Grant Agreement Received as of 09/30/2019
LOS ANGELES	WILLIAM S. HART UNION HIGH	50/65136-00-011	New Construction	G	7/25/2016	8/28/2019	0.00	0.00	1,827,968.00	1,827,968.00	408,157,325.54	N/A	Yes
LOS ANGELES	WILLIAM S. HART UNION HIGH	57/65136-00-009	Modernization	G	7/25/2016	8/28/2019	0.00	0.00	1,233,446.00	1,233,446.00	409,390,771.54	N/A	Yes
FRESNO	FRESNO UNIFIED	50/62166-08-002	New Construction	G	7/27/2016	8/28/2019	0.00	0.00	6,106,000.00	6,106,000.00	415,496,771.54	N/A	
FRESNO	CLOVIS UNIFIED	57/62117-00-050	Modernization	G	7/28/2016	8/28/2019	0.00	0.00	1,973,728.00	1,973,728.00	417,470,499.54	N/A	
SACRAMENTO	NATOMAS UNIFIED	57/75283-00-002	Modernization	G	7/28/2016	8/28/2019	0.00	0.00	2,638,067.00	2,638,067.00	420,108,566.54	N/A	
ORANGE	IRVINE UNIFIED	50/73650-00-029	New Construction	G	8/1/2016	8/28/2019	0.00	0.00	1,073,146.00	1,073,146.00	421,181,712.54	N/A	
ORANGE	IRVINE UNIFIED	50/73650-00-030	New Construction	G	8/1/2016	8/28/2019	0.00	0.00	30,195,387.00	30,195,387.00	451,377,099.54	N/A	
LOS ANGELES	TEMPLE CITY UNIFIED	50/65052-00-003	New Construction	G	8/2/2016	8/28/2019	0.00	0.00	5,231,260.00	5,231,260.00	456,608,359.54	N/A	
FRESNO	CLOVIS UNIFIED	57/62117-00-051	Modernization	G	8/2/2016	8/28/2019	0.00	0.00	1,330,764.00	1,330,764.00	457,939,123.54	N/A	
LOS ANGELES	TEMPLE CITY UNIFIED	57/65052-00-011	Modernization	G	8/2/2016	8/28/2019	7.00	0.00	18,635,247.00	18,635,247.00	476,574,370.54	N/A	Yes
LOS ANGELES	REDONDO BEACH UNIFIED	57/75341-00-023	Modernization	G	8/2/2016	8/28/2019	0.00	0.00	2,498,543.00	2,498,543.00	479,072,913.54	N/A	
LOS ANGELES	REDONDO BEACH UNIFIED	57/75341-00-024	Modernization	G	8/2/2016	8/28/2019	0.00	0.00	1,305,142.00	1,305,142.00	480,378,055.54	N/A	
LOS ANGELES	REDONDO BEACH UNIFIED	57/75341-00-025	Modernization	G	8/2/2016	8/28/2019	0.00	0.00	504,546.00	504,546.00	480,882,601.54	N/A	
RIVERSIDE	PALM SPRINGS UNIFIED	50/67173-00-006	New Construction	G	8/3/2016	8/28/2019	0.00	0.00	409,584.00	409,584.00	481,292,185.54	N/A	
RIVERSIDE	PALM SPRINGS UNIFIED	50/67173-00-007	New Construction	G	8/3/2016	8/28/2019	0.00	0.00	1,135,113.00	1,135,113.00	482,427,298.54	N/A	
RIVERSIDE	PALM SPRINGS UNIFIED	50/67173-00-008	New Construction	G	8/3/2016	8/28/2019	0.00	0.00	471,098.00	471,098.00	482,898,396.54	N/A	
RIVERSIDE	PALM SPRINGS UNIFIED	50/67173-00-009	New Construction	G	8/3/2016	8/28/2019	0.00	0.00	753,644.00	753,644.00	483,652,040.54	N/A	
RIVERSIDE	PALM SPRINGS UNIFIED	50/67173-00-010	New Construction	G	8/3/2016	8/28/2019	0.00	0.00	509,021.00	509,021.00	484,161,061.54	N/A	
RIVERSIDE	PALM SPRINGS UNIFIED	50/67173-00-011	New Construction	G	8/3/2016	8/28/2019	0.00	0.00	591,197.00	591,197.00	484,752,258.54	N/A	
RIVERSIDE	PALM SPRINGS UNIFIED	50/67173-00-012	New Construction	G	8/3/2016	8/28/2019	0.00	0.00	497,236.00	497,236.00	485,249,494.54	N/A	
RIVERSIDE	PERRIS ELEMENTARY	50/67199-00-012	New Construction	G	8/5/2016	8/28/2019	0.00	0.00	14,971,682.00	14,971,682.00	500,221,176.54	N/A	Yes
SACRAMENTO	SAN JUAN UNIFIED	57/67447-00-060	Modernization	G	8/5/2016	8/28/2019	0.00	0.00	822,766.96	822,766.96	501,043,943.50	N/A	
KERN	BAKERSFIELD CITY ELEMENTARY	50/63321-00-030	New Construction	G	8/11/2016	8/28/2019	0.00	0.00	2,977,327.00	2,977,327.00	504,021,270.50	N/A	
SOLANO	FAIRFIELD-SUISUN UNIFIED	50/70540-00-026	New Construction	G	8/11/2016	8/28/2019	0.00	0.00	1,563,012.00	1,563,012.00	505,584,282.50	N/A	
ORANGE	ANAHEIM UNION HIGH	55/66431-00-001	Career Tech New Construction	G	2/15/2019	8/28/2019	0.00	0.00	1,137,053.00	1,137,053.00	506,721,335.50	N/A	
SAN DIEGO	GROSSMONT UNION HIGH	50/68130-12-008	New Construction	G	10/29/2015	9/25/2019	0.00	0.00	3,706,335.00	3,706,335.00	510,427,670.50	N/A	
LOS ANGELES	AZUSA UNIFIED	50/64279-00-001	New Construction	G	8/11/2016	9/25/2019	0.00	0.00	115,344.00	115,344.00	510,543,014.50	N/A	
RIVERSIDE	PALM SPRINGS UNIFIED	50/67173-00-013	New Construction	G	8/12/2016	9/25/2019	0.00	0.00	328,828.00	328,828.00	510,871,842.50	N/A	
KERN	PANAMA-BUENA VISTA UNION	50/63362-00-040	New Construction	G	8/15/2016	9/25/2019	0.00	0.00	8,832,551.00	8,832,551.00	519,704,393.50	N/A	Yes
SAN BERNARDINO	ETIWANDA ELEMENTARY	50/67702-00-015	New Construction	G	8/15/2016	9/25/2019	0.00	0.00	18,458,330.00	18,458,330.00	538,162,723.50	N/A	Yes
KERN	PANAMA-BUENA VISTA UNION	57/63362-00-005	Modernization	G	8/15/2016	9/25/2019	0.00	0.00	3,836,955.00	3,836,955.00	541,999,678.50	N/A	
SACRAMENTO	NATOMAS UNIFIED	50/75283-00-016	New Construction	G	8/16/2016	9/25/2019	0.00	0.00	5,174,964.00	5,174,964.00	547,174,642.50	N/A	
SAN MATEO	BURLINGAME ELEMENTARY	50/68882-00-003	New Construction	G	8/18/2016	9/25/2019	0.00	0.00	4,652,966.00	4,652,966.00	551,827,608.50	N/A	
RIVERSIDE	JURUPA UNIFIED	57/67090-00-008	Modernization	G	8/18/2016	9/25/2019	0.00	0.00	2,804,821.00	2,804,821.00	554,632,429.50	N/A	
FRESNO	CLOVIS UNIFIED	57/62117-00-052	Modernization	G	8/19/2016	9/25/2019	0.00	0.00	218,853.00	218,853.00	554,851,282.50	N/A	
RIVERSIDE	RIVERSIDE UNIFIED	50/67215-00-026	New Construction	G	8/24/2016	9/25/2019	0.00	0.00	497,281.00	497,281.00	555,348,563.50	N/A	
RIVERSIDE	RIVERSIDE UNIFIED	50/67215-00-027	New Construction	G	8/24/2016	9/25/2019	0.00	0.00	341,891.00	341,891.00	555,690,454.50	N/A	
RIVERSIDE	RIVERSIDE UNIFIED	50/67215-00-028	New Construction	G	8/24/2016	9/25/2019	0.00	0.00	341,891.00	341,891.00	556,032,345.50	N/A	
LOS ANGELES	DOWNEY UNIFIED	57/64451-00-028	Modernization	G	8/24/2016	9/25/2019	0.00	0.00	6,138,875.00	6,138,875.00	562,171,220.50	N/A	
LOS ANGELES	LONG BEACH UNIFIED	57/64725-00-020	Modernization	G	8/25/2016	9/25/2019	0.00	0.00	4,072,348.00	4,072,348.00	566,243,568.50	N/A	
MENDOCINO	LAYTONVILLE UNIFIED	57/73916-00-001	Modernization	G	8/25/2016	9/25/2019	0.00	0.00	1,801,010.00	1,801,010.00	568,044,578.50	N/A	
SAN BERNARDINO	COLTON JOINT UNIFIED	57/67686-00-022	Modernization	G	8/26/2016	9/25/2019	0.00	0.00	684,268.00	684,268.00	568,728,846.50	N/A	
ALAMEDA	FREMONT UNIFIED	50/61176-00-008	New Construction	G	8/29/2016	9/25/2019	0.00	0.00	4,458,502.00	4,458,502.00	573,187,348.50	N/A	
LOS ANGELES	AZUSA UNIFIED	57/64279-00-017	Modernization	G	9/6/2016	9/25/2019	0.00	0.00	978,235.00	978,235.00	574,165,583.50	N/A	
ORANGE	NEWPORT-MESA UNIFIED	57/66597-00-037	Modernization	G	9/7/2016	9/25/2019	0.00	0.00	642,311.00	642,311.00	574,807,894.50	N/A	
ORANGE	NEWPORT-MESA UNIFIED	57/66597-00-038	Modernization	G	9/7/2016	9/25/2019	0.00	0.00	549,065.00	549,065.00	575,356,959.50	N/A	
ORANGE	NEWPORT-MESA UNIFIED	57/66597-00-039	Modernization	G	9/7/2016	9/25/2019	0.00	0.00	378,396.00	378,396.00	575,735,355.50	N/A	
RIVERSIDE	DESERT SANDS UNIFIED	57/67058-00-018	Modernization	G	9/8/2016	9/25/2019	0.00	0.00	411,870.00	411,870.00	576,147,225.50	N/A	
CONTRA COSTA	LIBERTY UNION HIGH	50/61721-00-006	New Construction	G	9/14/2016	9/25/2019	0.00	0.00	2,933,421.00	2,933,421.00	579,080,646.50	N/A	
SAN JOAQUIN	COLTON UNIFIED	57/68569-00-015	Modernization	G	9/14/2016	9/25/2019	0.00	0.00	2,524,491.00	2,524,491.00	581,605,137.50	N/A	
LOS ANGELES	WHITTIER CITY	50/65110-00-009	New Construction	G	9/15/2016	9/25/2019	0.00	0.00	1,974,176.00	1,974,176.00	583,579,313.50	N/A	
LOS ANGELES	WHITTIER CITY	50/65110-00-010	New Construction	G	9/16/2016	9/25/2019	0.00	0.00	339,452.00	339,452.00	583,918,765.50	N/A	
YOLO	WINTERS JOINT UNIFIED	57/72702-00-006	Modernization	G	9/16/2016	9/25/2019	0.00	0.00	766,343.00	766,343.00	584,685,108.50	N/A	Yes
FRESNO	KERMAN UNIFIED	50/73999-00-008	New Construction	G	9/21/2016	9/25/2019	0.00	0.00	313,878.00	313,878.00	584,998,986.50	N/A	
SAN DIEGO	SAN DIEGUITO UNION HIGH	57/68346-00-006	Modernization	G	9/23/2016	9/25/2019	0.00	0.00	4,086,305.00	4,086,305.00	589,085,291.50	N/A	
SACRAMENTO	NATOMAS UNIFIED	57/75283-00-003	Modernization	G	9/23/2016	9/25/2019	0.00	0.00	1,007,559.00	1,007,559.00	590,092,850.50	N/A	
ORANGE	NEWPORT-MESA UNIFIED	57/66597-00-040	Modernization	G	9/27/2016	9/25/2019	0.00	0.00	2,882,908.00	2,882,908.00	592,975,758.50	N/A	
MADERA	MADERA UNIFIED	50/65243-00-010	New Construction	G	9/29/2016	9/25/2019	0.00	0.00	12,988,244.00	12,988,244.00	605,964,002.50	N/A	
KINGS	CORCORAN JOINT UNIFIED	57/63891-00-009	Modernization	G	9/30/2016	9/25/2019	0.00	0.00	947,215.00	947,215.00	606,911,217.50	N/A	
KINGS	CORCORAN JOINT UNIFIED	57/63891-00-010	Modernization	G	9/30/2016	9/25/2019	0.00	0.00	131,799.00	131,799.00	607,043,016.50	N/A	
ORANGE	ANAHEIM UNION HIGH	57/66431-00-015	Modernization	G	10/10/2016	9/25/2019	0.00	0.00	7,690,502.00	7,690,502.00	614,733,518.50	N/A	
SAN JOAQUIN	STOCKTON UNIFIED	57/68676-00-038	Modernization	G	10/11/2016	9/25/2019	0.00	0.00	3,207,011.00	3,207,011.00	617,940,529.50	N/A	
LOS ANGELES	LONG BEACH UNIFIED	57/64725-00-021	Modernization	G	10/13/2016	9/25/2019	0.00	0.00	8,177,966.00	8,177,966.00	626,118,495.50	N/A	
ORANGE	CAPISTRANO UNIFIED	50/66464-00-020	New Construction	G	10/25/2016	9/25/2019	0.00	0.00	8,214,064.00	8,214,064.00	634,332,559.50	N/A	
SAN MATEO	BURLINGAME ELEMENTARY	50/68882-00-004	New Construction	G	8/18/2016	10/23/2019	0.00	0.00	6,721,844.00	6,721,844.00	645,527,003.06	N/A	
ORANGE	CAPISTRANO UNIFIED	50/66464-00-021	New Construction	G	10/25/2016	10/23/2019	0.00	0.00	7,592,324.00	7,592,324.00	653,119,327.06	N/A	
KINGS	PIONEER UNION ELEMENTARY	50/63990-00-003	New Construction	G	10/26/2016	10/23/2019	0.00	0.00	1,104,766.00	1,104,766.00	654,224,093.06	N/A	
MERCED	MERCED CITY ELEMENTARY	50/65771-00-021	New Construction	G	10/26/2016	10/23/2019	0.00	0.00	657,463.00	657,463.00	654,881,556.06	N/A	
KINGS	PIONEER UNION ELEMENTARY	57/63990-00-003	Modernization	G	10/26/2016	10/23/2019	0.00	0.00	2,176,283.00	2,176,283.00	657,057,839.06	N/A	
SAN BERNARDINO	COLTON JOINT UNIFIED	57/67686-00-023	Modernization	G	10/26/2016	10/23/2019	0.00	0.00	2,255,041.00	2,255,041.00	659,312,880.06	N/A	
SAN MATEO	BAYSHORE ELEMENTARY	57/68858-00-001	Modernization	G	10/26/2016	10/23/2019	0.00	0.00	1,331,112.00	1,331,112.00	660,643,992.06	N/A	
MERCED	LOS BANOS UNIFIED	50/65755-00-010	New Construction	G	10/27/2016	10/23/2019	0.00	0.00	5,054,448.00	5,054,448.00	665,698,440.06	N/A	
SAN BERNARDINO	CHAFFEY JOINT UNION HIGH	50/67652-00-021	New Construction	G	10/27/2016	10/23/2019	0.00	0.00	2,403,019.00	2,403,019.00	668,101,459.06	N/A	
SAN JOAQUIN	MANTECA UNIFIED	50/68593-00-024	New Construction	G	10/28/2016	10/23/2019	0.00	0.00	2,486,530.00	2,486,530.00	670,587,989.06	N/A	

County	School District	Application Number	Program	Approval	Received Date	SAB Unfunded Approval	Financial Hardship Apportionment	Loan	State Share	Total Apportionment	Cumulative Amount	Submitted Certification Letter May 2019	Grant Agreement Received as of 09/30/2019
SAN JOAQUIN	MANTECA UNIFIED	50/68593-00-025	New Construction	G	10/28/2016	10/23/2019	0.00	0.00	3,330,636.00	3,330,636.00	673,918,625.06	N/A	
SAN JOAQUIN	MANTECA UNIFIED	50/68593-00-026	New Construction	G	10/28/2016	10/23/2019	0.00	0.00	2,725,123.00	2,725,123.00	676,643,748.06	N/A	
SAN JOAQUIN	MANTECA UNIFIED	57/68593-00-011	Modernization	G	10/28/2016	10/23/2019	0.00	0.00	981,207.00	981,207.00	677,624,955.06	N/A	
SAN JOAQUIN	MANTECA UNIFIED	57/68593-00-012	Modernization	G	10/28/2016	10/23/2019	0.00	0.00	636,273.00	636,273.00	678,261,228.06	N/A	
SAN JOAQUIN	MANTECA UNIFIED	57/68593-00-013	Modernization	G	10/28/2016	10/23/2019	0.00	0.00	2,576,747.00	2,576,747.00	680,837,975.06	N/A	
SAN JOAQUIN	MANTECA UNIFIED	57/68593-00-014	Modernization	G	10/28/2016	10/23/2019	0.00	0.00	2,084,491.00	2,084,491.00	682,922,466.06	N/A	
SAN JOAQUIN	MANTECA UNIFIED	57/68593-00-015	Modernization	G	10/28/2016	10/23/2019	0.00	0.00	3,020,811.00	3,020,811.00	685,943,277.06	N/A	
ORANGE	SADDLEBACK VALLEY UNIFIED	57/73635-00-036	Modernization	G	10/28/2016	10/23/2019	0.00	0.00	2,955,658.00	2,955,658.00	688,898,935.06	N/A	
ORANGE	SADDLEBACK VALLEY UNIFIED	57/73635-00-037	Modernization	G	10/28/2016	10/23/2019	0.00	0.00	3,900,374.00	3,900,374.00	692,799,309.06	N/A	
IMPERIAL	CENTRAL UNION HIGH	50/63115-00-001	New Construction	G	10/31/2016	10/23/2019	0.00	0.00	499,009.00	499,009.00	693,298,318.06	N/A	
IMPERIAL	HEBER ELEMENTARY	50/63131-00-005	New Construction	G	10/31/2016	10/23/2019	1,951,551.00	0.00	2,224,105.00	4,175,656.00	697,473,974.06	N/A	
SAN MATEO	SEQUOIA UNION HIGH	50/69062-01-013	New Construction	G	10/31/2016	10/23/2019	0.00	0.00	2,016,230.00	2,016,230.00	699,490,204.06	N/A	
SONOMA	WINDSOR UNIFIED	50/75358-00-016	New Construction	G	10/31/2016	10/23/2019	0.00	0.00	2,212,321.00	2,212,321.00	701,702,525.06	N/A	
CONTRA COSTA	SAN RAMON VALLEY UNIFIED	57/61804-00-024	Modernization	G	10/31/2016	10/23/2019	0.00	0.00	862,017.00	862,017.00	702,564,542.06	N/A	
FRESNO	CLOVIS UNIFIED	57/62117-00-053	Modernization	G	10/31/2016	10/23/2019	0.00	0.00	2,008,911.00	2,008,911.00	704,573,453.06	N/A	
LOS ANGELES	LANCASTER ELEMENTARY	50/64667-00-010	New Construction	G	11/1/2016	10/23/2019	0.00	0.00	860,388.00	860,388.00	705,433,841.06	N/A	
CONTRA COSTA	SAN RAMON VALLEY UNIFIED	57/61804-00-025	Modernization	G	11/3/2016	10/23/2019	0.00	0.00	977,471.00	977,471.00	706,411,312.06	N/A	
LOS ANGELES	SAUGUS UNION ELEMENTARY	57/64998-00-008	Modernization	G	11/4/2016	10/23/2019	0.00	0.00	583,123.00	583,123.00	706,994,435.06	N/A	
LOS ANGELES	SAUGUS UNION ELEMENTARY	57/64998-00-009	Modernization	G	11/4/2016	10/23/2019	0.00	0.00	3,458,692.00	3,458,692.00	710,453,127.06	N/A	
ORANGE	GARDEN GROVE UNIFIED	57/66522-00-075	Modernization	G	11/4/2016	10/23/2019	0.00	0.00	567,810.00	567,810.00	711,020,937.06	N/A	
ORANGE	GARDEN GROVE UNIFIED	57/66522-00-076	Modernization	G	11/4/2016	10/23/2019	0.00	0.00	715,323.00	715,323.00	711,736,260.06	N/A	
ORANGE	GARDEN GROVE UNIFIED	57/66522-00-077	Modernization	G	11/4/2016	10/23/2019	0.00	0.00	328,134.00	328,134.00	712,064,394.06	N/A	
ORANGE	GARDEN GROVE UNIFIED	57/66522-00-078	Modernization	G	11/4/2016	10/23/2019	0.00	0.00	688,943.00	688,943.00	712,753,337.06	N/A	
ORANGE	GARDEN GROVE UNIFIED	57/66522-00-079	Modernization	G	11/4/2016	10/23/2019	0.00	0.00	567,810.00	567,810.00	713,321,147.06	N/A	
ORANGE	GARDEN GROVE UNIFIED	57/66522-00-080	Modernization	G	11/4/2016	10/23/2019	0.00	0.00	2,189,825.00	2,189,825.00	715,510,972.06	N/A	
ORANGE	GARDEN GROVE UNIFIED	57/66522-00-081	Modernization	G	11/4/2016	10/23/2019	0.00	0.00	386,227.00	386,227.00	715,897,199.06	N/A	
ORANGE	GARDEN GROVE UNIFIED	57/66522-00-082	Modernization	G	11/4/2016	10/23/2019	0.00	0.00	313,289.00	313,289.00	716,210,488.06	N/A	
ORANGE	GARDEN GROVE UNIFIED	57/66522-00-083	Modernization	G	11/4/2016	10/23/2019	0.00	0.00	754,259.00	754,259.00	716,964,747.06	N/A	
ORANGE	GARDEN GROVE UNIFIED	57/66522-00-084	Modernization	G	11/4/2016	10/23/2019	0.00	0.00	1,245,137.00	1,245,137.00	718,209,884.06	N/A	
ORANGE	GARDEN GROVE UNIFIED	57/66522-00-085	Modernization	G	11/4/2016	10/23/2019	0.00	0.00	1,124,500.00	1,124,500.00	719,334,384.06	N/A	
SAN JOAQUIN	TRACY JOINT UNIFIED	54/75499-00-005	Charter	G	5/28/2019	10/23/2019	0.00	0.00	2,209,734.10	2,209,734.10	721,544,118.16	N/A	
Total							\$29,450,754.32	\$10,025,945.85	\$682,067,417.99	\$721,544,118.16			

*This Unfunded List (Lack of AB 55 Loans) includes \$21.5 million for 20 projects for Charter School Facilities Program Preliminary Apportionments for Design and Site Funding.

Unfunded Charter Preliminary
As of October 23, 2019 SAB

Unfunded Charter PA's

County	School District	Application Number	Program	Approval	Received Date	SAB Date	Financial Hardship Apportionment	Loan	State Share	Total Apportionment	Prop. 47	Prop. 55	Prop. 1D	Prop. 51
BUTTE	CHICO UNIFIED	54/61424-00-005	Charter	P	4/1/2014	4/15/2015	0.00	249,318.00	249,318.00	498,636.00	0.00	0.00	498,636.00	0.00
SONOMA	SANTA ROSA HIGH	54/70920-00-004	Charter	P	4/1/2014	4/15/2015	0.00	4,603,432.50	4,603,432.50	9,206,865.00	0.00	0.00	9,206,865.00	0.00
SONOMA	SANTA ROSA HIGH	54/70920-00-003	Charter	P	4/3/2014	4/15/2015	0.00	319,127.40	319,127.40	638,254.80	0.00	0.00	638,254.80	0.00
ALAMEDA	OAKLAND UNIFIED	54/61259-13-002	Charter	P	5/28/2014	5/27/2015	0.00	2,916,055.40	2,916,055.40	5,832,110.80	0.00	0.00	5,832,110.80	0.00
ALAMEDA	OAKLAND UNIFIED	54/61259-13-002	Charter	P	5/28/2014	8/26/2015	0.00	8,558,059.50	8,558,059.50	17,116,119.00	0.00	0.00	17,116,119.00	0.00
SANTA CLARA	ALUM ROCK UNION ELEMENTARY	54/69369-00-003	Charter	P	5/30/2014	12/9/2015	0.00	231,079.95	231,079.95	462,159.90	0.00	10,660.00	451,499.90	0.00
SAN DIEGO	SAN DIEGO UNIFIED	54/68338-00-003	Charter	P	5/18/2017	1/24/2018	0.00	0.00	5,223,938.40	5,223,938.40	0.00	0.00	0.00	5,223,938.40
SAN DIEGO	SAN DIEGO UNIFIED	54/68338-00-005	Charter	P	5/18/2017	1/24/2018	0.00	0.00	1,852,054.20	1,852,054.20	0.00	0.00	0.00	1,852,054.20
ALAMEDA	OAKLAND UNIFIED	54/61259-09-008	Charter	P	5/26/2017	1/24/2018	0.00	1,109,148.30	1,109,148.30	2,218,296.60	0.00	0.00	0.00	2,218,296.60
ALAMEDA	OAKLAND UNIFIED	54/61259-09-009	Charter	P	5/26/2017	1/24/2018	0.00	11,544,660.00	11,544,660.00	23,089,320.00	0.00	0.00	0.00	23,089,320.00
SANTA BARBARA	LOMPOC UNIFIED	54/69229-00-001	Charter	P	6/1/2017	1/24/2018	0.00	135,120.30	331,062.30	466,182.60	0.00	0.00	0.00	466,182.60
SAN DIEGO	SAN DIEGO UNIFIED	54/68338-00-006	Charter	P	6/2/2017	1/24/2018	0.00	0.00	23,036,581.80	23,036,581.80	0.00	0.00	0.00	23,036,581.80
SAN DIEGO	SAN DIEGO UNIFIED	54/68338-00-007	Charter	P	6/2/2017	1/24/2018	0.00	0.00	11,742,390.90	11,742,390.90	0.00	0.00	0.00	11,742,390.90
ALAMEDA	OAKLAND UNIFIED	54/61259-00-006	Charter	P	6/5/2017	1/24/2018	0.00	9,842,314.50	9,842,314.50	19,684,629.00	0.00	0.00	0.00	19,684,629.00
ALAMEDA	OAKLAND UNIFIED	54/61259-09-006	Charter	P	6/5/2017	1/24/2018	0.00	2,139,365.70	2,139,365.70	4,278,731.40	0.00	0.00	0.00	4,278,731.40
ALAMEDA	OAKLAND UNIFIED	54/61259-09-007	Charter	P	6/5/2017	1/24/2018	0.00	4,610,634.30	4,610,634.30	9,221,268.60	0.00	0.00	0.00	9,221,268.60
ALAMEDA	OAKLAND UNIFIED	54/61259-09-010	Charter	P	6/5/2017	1/24/2018	0.00	1,801,854.90	1,801,854.90	3,603,709.80	0.00	0.00	0.00	3,603,709.80
ALAMEDA	OAKLAND UNIFIED	54/61259-09-011	Charter	P	6/5/2017	1/24/2018	0.00	19,352,563.20	19,352,563.20	38,705,126.40	0.00	0.00	0.00	38,705,126.40
ALAMEDA	OAKLAND UNIFIED	54/61259-13-005	Charter	P	6/5/2017	1/24/2018	0.00	626,722.20	626,722.20	1,253,444.40	0.00	0.00	0.00	1,253,444.40
ALAMEDA	OAKLAND UNIFIED	54/61259-13-006	Charter	P	6/5/2017	1/24/2018	0.00	3,037,278.60	3,037,278.60	6,074,557.20	0.00	0.00	0.00	6,074,557.20
CONTRA COSTA	WEST CONTRA COSTA UNIFIED	54/61796-04-001	Charter	P	6/5/2017	1/24/2018	0.00	6,658,852.50	6,658,852.50	13,317,705.00	0.00	0.00	0.00	13,317,705.00
CONTRA COSTA	WEST CONTRA COSTA UNIFIED	54/61796-04-002	Charter	P	6/5/2017	1/24/2018	0.00	5,037,607.80	5,037,607.80	10,075,215.60	0.00	0.00	0.00	10,075,215.60
MARIPOSA	MARIPOSA COUNTY UNIFIED	54/65532-00-001	Charter	P	6/5/2017	1/24/2018	0.00	0.00	1,092,709.80	1,092,709.80	0.00	0.00	0.00	1,092,709.80
SACRAMENTO	SAN JUAN UNIFIED	54/67447-00-005	Charter	P	6/5/2017	1/24/2018	0.00	0.00	5,974,846.20	5,974,846.20	0.00	0.00	0.00	5,974,846.20
TULARE	VISALIA UNIFIED	54/72256-00-001	Charter	P	6/5/2017	1/24/2018	0.00	3,378,707.10	3,378,707.10	6,757,414.20	0.00	0.00	0.00	6,757,414.20
TULARE	VISALIA UNIFIED	54/72256-00-002	Charter	P	6/5/2017	1/24/2018	0.00	5,195,620.80	5,195,620.80	10,391,241.60	0.00	0.00	0.00	10,391,241.60
TULARE	VISALIA UNIFIED	54/72256-00-003	Charter	P	6/5/2017	1/24/2018	0.00	2,169,537.30	2,169,537.30	4,339,074.60	0.00	0.00	0.00	4,339,074.60
TULARE	VISALIA UNIFIED	54/72256-00-004	Charter	P	6/5/2017	1/24/2018	0.00	753,290.10	753,290.10	1,506,580.20	0.00	0.00	0.00	1,506,580.20
SAN DIEGO	SAN DIEGO UNIFIED	54/68338-00-004	Charter	P	5/18/2017	2/28/2018	0.00	0.00	5,649,357.60	5,649,357.60	0.00	0.00	0.00	5,649,357.60
SOLANO	VALLEJO CITY UNIFIED	54/70581-00-006	Charter	P	5/22/2016	2/28/2018	0.00	13,277,356.90	13,277,356.90	26,554,713.80	590,900.00	2,315,550.00	12,651,864.00	10,996,399.80
SOLANO	VALLEJO CITY UNIFIED	54/70581-00-007	Charter	P	5/22/2016	2/28/2018	0.00	452,842.20	452,842.20	905,684.40	0.00	0.00	905,684.40	0.00
ALAMEDA	OAKLAND UNIFIED	54/61259-12-005	Charter	P	5/26/2017	2/28/2018	0.00	1,673,397.00	1,673,397.00	3,346,794.00	0.00	0.00	0.00	3,346,794.00
ALAMEDA	OAKLAND UNIFIED	54/61259-12-006	Charter	P	5/26/2017	2/28/2018	0.00	1,701,603.00	1,701,603.00	3,403,206.00	0.00	0.00	0.00	3,403,206.00
SACRAMENTO	NATOMAS UNIFIED	54/75283-00-008	Charter	P	5/26/2017	2/28/2018	0.00	0.00	2,573,846.10	2,573,846.10	0.00	0.00	2,573,846.10	0.00
LOS ANGELES	LOS ANGELES UNIFIED	54/64733-00-101	Charter	P	6/2/2017	2/28/2018	0.00	13,850,962.20	13,850,962.20	27,701,924.40	0.00	0.00	0.00	27,701,924.40
ALAMEDA	OAKLAND UNIFIED	54/61259-00-011	Charter	P	6/2/2017	2/28/2018	0.00	9,184,988.70	9,184,988.70	18,369,977.40	0.00	0.00	0.00	18,369,977.40
SAN DIEGO	SAN DIEGO UNIFIED	54/68338-00-008	Charter	P	6/2/2017	2/28/2018	0.00	0.00	15,156,028.80	15,156,028.80	0.00	0.00	0.00	15,156,028.80
SANTA CLARA	MORGAN HILL UNIFIED	54/69583-00-002	Charter	P	6/5/2017	2/28/2018	0.00	6,209,740.80	6,209,740.80	12,419,481.60	0.00	0.00	0.00	12,419,481.60
SAN DIEGO	CAJON VALLEY UNION ELEM.	54/67991-00-002	Charter	P	6/5/2017	2/28/2018	0.00	2,365,949.70	2,365,949.70	4,731,899.40	0.00	0.00	0.00	4,731,899.40
SAN DIEGO	CAJON VALLEY UNION ELEM.	54/67991-00-003	Charter	P	6/5/2017	2/28/2018	0.00	1,567,601.10	1,567,601.10	3,135,202.20	0.00	0.00	0.00	3,135,202.20
SANTA CLARA	EAST SIDE UNION HIGH	54/69427-00-005	Charter	P	6/5/2017	2/28/2018	0.00	13,973,119.20	13,973,119.20	27,946,238.40	0.00	0.00	0.00	27,946,238.40
SANTA CLARA	EAST SIDE UNION HIGH	54/69427-00-006	Charter	P	6/5/2017	2/28/2018	0.00	246,867.30	246,867.30	493,734.60	0.00	0.00	0.00	493,734.60
SAN DIEGO	CAJON VALLEY UNION ELEM.	54/67991-00-001	Charter	P	6/5/2017	2/28/2018	0.00	4,381,450.20	4,381,450.20	8,762,900.40	0.00	0.00	0.00	8,762,900.40
ALAMEDA	OAKLAND UNIFIED	54/61259-00-010	Charter	P	6/5/2017	2/28/2018	0.00	10,227,982.50	10,227,982.50	20,455,965.00	0.00	0.00	0.00	20,455,965.00
SACRAMENTO	SAN JUAN UNIFIED	54/67447-00-006	Charter	P	6/5/2017	2/28/2018	0.00	0.00	5,701,526.10	5,701,526.10	0.00	0.00	0.00	5,701,526.10
SAN BERNARDINO	SAN BERNARDINO CITY UNIFIED	54/67876-00-004	Charter	P	6/5/2017	2/28/2018	0.00	2,064,591.00	2,064,591.00	4,129,182.00	0.00	0.00	0.00	4,129,182.00
SACRAMENTO	SACRAMENTO CITY UNIFIED	54/67439-00-007	Charter	P	6/5/2017	2/28/2018	0.00	5,049,542.70	5,049,542.70	10,099,085.40	0.00	0.00	0.00	10,099,085.40
SACRAMENTO	SACRAMENTO CITY UNIFIED	54/67439-00-008	Charter	P	6/5/2017	2/28/2018	0.00	6,288,725.20	6,288,725.20	12,577,450.40	0.00	0.00	0.00	12,577,450.40
SOLANO	VALLEJO CITY UNIFIED	54/70581-00-004	Charter	P	5/22/2017	05/23/2018	0.00	200,755.80	200,755.80	401,511.60	401,511.60	0.00	0.00	0.00
SOLANO	VALLEJO CITY UNIFIED	54/70581-00-005	Charter	P	5/22/2017	05/23/2018	0.00	8,001,594.70	8,001,594.70	16,003,189.40	2,076,164.03	6,036,845.61	7,820,113.01	70,066.75
LOS ANGELES	LOS ANGELES UNIFIED	54/64733-00-102	Charter	P	6/1/2017	05/23/2018	0.00	5,109,828.80	5,109,828.80	10,219,657.60	0.00	0.00	10,219,657.60	0.00
ALAMEDA	HAYWARD UNIFIED	54/61192-02-003	Charter	P	6/5/2017	10/24/2018	0.00	7,006,307.40	7,006,307.40	14,012,614.80	0.00	0.00	14,012,614.80	0.00
ALAMEDA	HAYWARD UNIFIED	54/61192-02-004	Charter	P	6/5/2017	10/24/2018	0.00	4,550,241.60	4,550,241.60	9,100,483.20	0.00	0.00	9,100,483.20	0.00
ALAMEDA	SAN LORENZO UNIFIED	54/61309-00-003	Charter	P	6/5/2017	12/11/2018	0.00	7,608,998.60	7,608,998.60	15,217,997.20	0.00	0.00	15,217,997.20	0.00
SACRAMENTO	SAN JUAN UNIFIED	54/67447-00-007	Charter	P	6/5/2017	12/11/2018	0.00	0.00	3,855,763.80	3,855,763.80	0.00	0.00	3,855,763.80	0.00
LOS ANGELES	LOS ANGELES UNIFIED	54/64733-00-103	Charter	P	5/30/2017	5/22/2019	0.00	5,159,700.00	5,159,700.00	10,319,400.00	668,718.00	3,954,930.00	5,695,752.00	0.00
RIVERSIDE	PERRIS ELEMENTARY	54/67199-00-001	Charter	P	6/5/2017	6/26/2019	0.00	0.00	9,523,442.70	9,523,442.70	0.00	0.00	7,455,591.70	2,067,851.00
RIVERSIDE	PERRIS ELEMENTARY	54/67199-00-002</												

*This Charter Unfunded Preliminary list does not include \$21.5 million for 20 projects for Charter School Facilities Program Preliminary Apportionments for Design and Site Funding.

INFORMATION ITEM

SCHOOL FACILITY PROGRAM

OFFICE OF PUBLIC SCHOOL CONSTRUCTION FUNDING WORKLOAD LISTING (Applications Received Through October 31, 2019)

The New Construction and Modernization projects on this list represent completed applications awaiting the Office of Public School Construction (OPSC) processing and scheduling to the State Allocation Board.

This list includes future workload that is identified as:

- Pending reflects workload that has been processed by OPSC but awaiting further information/documentation from the district.
- Reviewing reflects currently being processed by OPSC.

Pursuant to SFP Regulation Section 1859.95.1, this list also includes applications that were received, but not reviewed by OPSC. This list is presented to the State Allocation Board for acknowledgement.

This list is also available on the [OPSC Website](#) and is updated on the first and third Fridays of each month.

SFP APPLICATIONS
New Construction and Charter School Facilities Program
- Workload as of October 31, 2019 -

District	County	Site Name	Application Number	OPSC Date Received	Estimated State Grant (a)	Financial Hardship (b)	Notification Occurred**
Raisin City Elementary	Fresno	Raisin City Elementary	50/62380-00-001	03/10/16	\$ 3,535,707	\$ 3,535,707	2/4/2019
William S. Hart Union High	Los Angeles	Castaic High	50/65136-00-012	12/29/16	\$ 64,405,723	\$ -	4/30/2019
Folsom-Cordova Unified	Sacramento	Sundahl (Carl H.) Elementary	50/67330-21-009	01/06/17	\$ 6,088,796	\$ -	6/11/2019
Greenfield Union Elementary	Monterey	Apple Avenue Elementary	50/66035-00-002	01/07/17	\$ 2,345,428	\$ 2,345,428	6/11/2019
Corcoran Joint Unified	Kings	John Muir Middle	50/63891-00-001	01/13/17	\$ 750,830	\$ -	6/11/2019
Natomas Unified	Sacramento	Westlake K-8 Charter	50/75283-00-017	01/13/17	\$ 17,136,100	\$ -	6/11/2019
Perris Union High	Riverside	High School #4	50/67207-00-010	01/19/17	\$ 51,487,315	\$ -	6/11/2019
Pacific Elementary	Santa Cruz	Pacific Elementary	50/69781-00-001	01/20/17	\$ 111,040	\$ 111,040	6/11/2019
Pacific Elementary	Santa Cruz	Pacific Elementary	50/69781-00-002	01/20/17	\$ 111,040	\$ 111,040	6/11/2019
Arvin Union Elementary	Kern	Sierra Vista Elementary	50/63313-00-003	01/26/17	\$ 3,734,020	\$ -	6/11/2019
Visalia Unified	Tulare	Riverway Elementary	50/72256-00-030	01/26/17	\$ 11,114,715	\$ -	6/11/2019
Natomas Unified	Sacramento	Heron Elementary	50/75283-00-018	02/03/17	\$ 3,124,919	\$ -	6/11/2019
Natomas Unified	Sacramento	Discovery High	50/75283-00-019	02/03/17	\$ 518,124	\$ -	6/11/2019
Pomona Unified	Los Angeles	Philadelphia Elementary	50/64907-00-032	02/06/17	\$ 2,330,783	\$ -	6/11/2019
Corcoran Joint Unified	Kings	Mark Twain Elementary	50/63891-00-002	02/07/17	\$ 1,327,950	\$ -	6/11/2019
Los Molinos Unified	Tehama	Los Molinos Elementary	50/71571-00-001	02/07/17	\$ 553,824	\$ 553,824	6/11/2019
Stockton Unified	San Joaquin	El Dorado Elementary	50/68676-04-002	02/09/17	\$ 423,811	\$ -	6/11/2019
Sequoia Union Elementary	Tulare	Sequoia Elementary	50/72116-00-002	02/24/17	\$ 427,885	\$ 427,885	7/1/2019
Jurupa Unified	Riverside	New K-8 School #5	50/67090-00-012	03/07/17	\$ 15,507,131	\$ -	7/1/2019
William S. Hart Union High	Los Angeles	Saugus High	50/65136-00-013	03/10/17	\$ 1,505,563	\$ -	7/1/2019
Buena Vista Elementary	Tulare	Buena Vista Elementary	50/71829-00-003	03/15/17	\$ 2,966,043	\$ 2,966,043	7/1/2019
Capistrano Unified	Orange	Esencia K-8	50/66464-00-022	03/22/17	\$ 35,047,431	\$ -	7/1/2019
Scotts Valley Unified	Santa Cruz	Scotts Valley Middle	50/75432-00-001	04/20/17	\$ 5,317,001	\$ -	7/1/2019
Downey Unified	Los Angeles	Stauffer Middle	50/64451-00-014	04/21/17	\$ 2,784,640	\$ -	7/1/2019
Elk Grove Unified	Sacramento	East Franklin Elementary	50/67314-00-047	04/24/17	\$ 14,783,137	\$ -	7/1/2019
Chula Vista Elementary	San Diego	Saburo Muraoka Elementary	50/68023-00-012	04/26/17	\$ 17,912,631	\$ -	7/1/2019
Capistrano Unified	Orange	Tesoro High	50/66464-00-023	05/05/17	\$ 7,841,392	\$ -	8/6/2019
Brittan Elementary	Sutter	Brittan Elementary	50/71357-00-002	05/05/17	\$ 4,097,432	\$ 4,097,432	8/6/2019
Downey Unified	Los Angeles	Stauffer Middle	50/64451-00-015	05/08/17	\$ 2,332,553	\$ -	8/6/2019
Kern High	Kern	Foothill High	50/63529-00-009	05/17/17	\$ 968,944	\$ -	8/6/2019
Chico Unified	Butte	Inspire School of the Arts and Sciences	54/61424-00-006	05/30/17	\$ 3,183,478	\$ -	
Chico Unified	Butte	Inspire School of the Arts and Sciences	54/61424-00-007	05/30/17	\$ 5,676,301	\$ -	
Lammersville Joint Unified	San Joaquin	Peter Hansen Elementary	50/76760-00-007	06/07/17	\$ 11,873,345	\$ -	8/6/2019
Ackerman Elementary	Placer	Bowman Elementary	50/66761-00-003	06/16/17	\$ 1,068,193	\$ -	8/6/2019
Standard Elementary	Kern	Standard Middle	50/63792-00-002	06/22/17	\$ 2,065,579	\$ -	9/4/2019
Farmersville Unified	Tulare	Farmersville High	50/75325-00-008	06/23/17	\$ 1,926,790	\$ 1,926,790	9/4/2019
Imperial Unified	Imperial	Cross Elementary	50/63164-00-006	07/03/17	\$ 11,889,879	\$ -	9/4/2019
Palm Springs Unified	Riverside	Agua Caliente Elementary	50/67173-00-014	07/06/17	\$ 4,873,871	\$ -	9/4/2019
Pierce Joint Unified	Colusa	Pierce High	50/61614-00-004	07/07/17	\$ 1,480,857	\$ -	9/4/2019
Jurupa Unified	Riverside	Sunnyslope Elementary	50/67090-00-013	07/12/17	\$ 2,722,065	\$ -	9/4/2019
Oxnard Elementary	Ventura	Lemonwood Elementary	50/72538-00-013	07/19/17	\$ 12,225,183	\$ -	9/4/2019
Sacramento County Office of Education	Sacramento	New Community School	50/10348-00-003	07/25/17	\$ 404,846	\$ 404,846	9/4/2019
Dublin Unified	Alameda	Dougherty Elementary	50/75093-00-011	07/28/17	\$ 1,998,741	\$ -	9/4/2019
Poway Unified	San Diego	Stone Ranch Elementary	50/68296-00-022	08/01/17	\$ 6,508,805	\$ -	9/4/2019
Riverside Unified	Riverside	John F. Kennedy Elementary	50/67215-00-029	08/02/17	\$ 315,887	\$ -	9/4/2019
Riverside Unified	Riverside	Emerson Elementary	50/67215-00-030	08/02/17	\$ 315,887	\$ -	9/4/2019
Chawanakee Unified	Madera	Hillside Elementary	50/75606-00-002	08/02/17	\$ 12,565,858	\$ -	9/4/2019
Sequoia Union High	San Mateo	Redwood High	50/69062-00-018	08/03/17	\$ 2,218,255	\$ -	10/2/2019
Irvine Unified	Orange	Portola Springs Elementary	50/73650-00-031	08/03/17	\$ 948,994	\$ -	10/2/2019
Dublin Unified	Alameda	Cottonwood Creek Elementary	50/75093-00-012	08/07/17	\$ 22,789,083	\$ -	10/2/2019
Corona-Norco Unified	Riverside	Augustine Ramirez Intermediate	50/70333-00-040	08/08/17	\$ 1,009,935	\$ -	10/2/2019
William S. Hart Union High	Los Angeles	Placerita Junior High	50/65136-00-014	08/09/17	\$ 2,890,803	\$ -	10/2/2019
Alisal Union	Monterey	Fremont Elementary	50/65961-00-011	08/10/17	\$ 7,231,447	\$ -	10/2/2019
Hesperia Unified	San Bernardino	Maple Elementary	50/75044-00-035	08/10/17	\$ 648,182	\$ -	10/2/2019
Murrieta Valley Unified	Riverside	Vista Murrieta High	50/75200-00-024	08/11/17	\$ 5,794,403	\$ -	10/2/2019
Porterville Unified	Tulare	Porterville High	50/75523-00-008	08/11/17	\$ 906,565	\$ -	10/2/2019
Porterville Unified	Tulare	Monache High	50/75523-00-009	08/11/17	\$ 2,525,778	\$ -	10/2/2019
Lamont Elementary	Kern	Myrtle Avenue Elementary	50/63560-00-001	08/14/17	\$ 248,990	\$ -	10/2/2019
Western Placer Unified	Placer	Lincoln High	50/66951-00-009	08/14/17	\$ 2,965,340	\$ -	10/2/2019
Sanger Unified	Fresno	Ronald W. Reagan Elementary	50/62414-00-019	08/15/17	\$ 576,555	\$ -	10/2/2019
Sanger Unified	Fresno	Sequoia Elementary	50/62414-00-020	08/15/17	\$ 972,351	\$ -	10/2/2019
Sanger Unified	Fresno	Washington Academic Middle	50/62414-00-021	08/15/17	\$ 83,348	\$ -	10/2/2019

SFP APPLICATIONS
New Construction and Charter School Facilities Program
- Workload as of October 31, 2019 -

District	County	Site Name	Application Number	OPSC Date Received	Estimated State Grant (a)	Financial Hardship (b)	Notification Occurred**
Bakersfield City Elementary	Kern	Voorhies Elementary	50/63321-00-031	08/15/17	\$ 1,330,267	\$ -	10/2/2019
Escondido Union Elementary	San Diego	Mission Middle	50/68098-00-007	08/15/17	\$ 3,500,559	\$ -	10/2/2019
Old Adobe Union Elementary	Sonoma	Loma Vista Immersion Academy	50/70847-00-003	08/15/17	\$ 1,363,324	\$ -	10/2/2019
Natomas Unified	Sacramento	Natomas Park Elementary	50/75283-00-020	08/15/17	\$ 3,086,656	\$ -	10/2/2019
Martinez Unified	Contra Costa	Alhambra Senior High	50/61739-00-003	08/16/17	\$ 2,742,337	\$ -	10/2/2019
Escondido Union	San Diego	Quantum Academy	50/68098-00-008	08/16/17	\$ 1,410,545	\$ -	10/2/2019
Fremont Unified	Alameda	Brookvale Elementary	50/61176-00-009	08/17/17	\$ 2,518,817	\$ -	10/2/2019
Fremont Unified	Alameda	Patterson Elementary	50/61176-00-010	08/17/17	\$ 2,526,392	\$ -	10/2/2019
Alameda City Unified	Alameda	Frank Otis Elementary	50/61119-00-001	08/18/17	\$ 2,195,724	\$ -	10/2/2019
McCabe Union Elementary	Imperial	Corfman Middle	50/63180-00-004	08/18/17	\$ 706,996	\$ -	10/2/2019
Natomas Unified	Sacramento	Natomas Pacific Pathways Prep Middle	50/75283-00-021	08/18/17	\$ 3,948,395	\$ -	10/2/2019
Jurupa Unified	Riverside	New K-8 School #5	50/67090-00-014	08/23/17	\$ 3,581,554	\$ -	10/2/2019
Placer Union High	Placer	Del Oro High	50/66894-00-006	08/24/17	\$ 14,245,259	\$ -	11/1/2019
Cutler-Orosi Joint Unified	Tulare	Orosi High	50/71860-00-006	08/24/17	\$ 3,431,530	\$ -	11/1/2019
Irvine Unified	Orange	Rancho San Joaquin Middle	50/73650-00-032	08/24/17	\$ 10,223,148	\$ 10,223,148	11/1/2019
Merced City Elementary	Merced	Ada Givens Elementary	50/65771-00-022	08/25/17	\$ 1,205,026	\$ -	11/1/2019
Sacramento City Unified	Sacramento	Kit Carson Middle	50/67439-00-004	08/30/17	\$ 1,970,132	\$ -	11/1/2019
Capay Joint Union Elementary	Glenn	Capay Joint Union Elementary	50/62554-00-001	09/01/17	\$ 2,070,382	\$ 2,070,382	11/1/2019
Palo Verde Union Elementary	Tulare	Palo Verde Elementary	50/72033-00-004	09/01/17	\$ 61,069	\$ 61,069	11/1/2019
Irvine Unified	Orange	Heritage Field K-8	50/73650-00-033	09/06/17	\$ 41,372,337	\$ -	11/1/2019
Bakersfield City Elementary	Kern	Stella Hills Elementary	50/63321-00-032	09/14/17	\$ 3,229,025	\$ -	11/1/2019
Bakersfield City Elementary	Kern	Evergreen Elementary	50/63321-00-033	09/15/17	\$ 1,457,130	\$ -	11/1/2019
Weaver Union	Merced	Weaver Middle	50/65862-00-002	09/15/17	\$ 4,595,737	\$ -	11/1/2019
Heber Elementary	Imperial	Heber Elementary	50/63131-00-007	09/18/17	\$ 3,014,314	\$ -	11/1/2019
Raymond-Knowles Union Elementary	Madera	Raymond-Knowles Elementary	50/65276-00-001	09/19/17	\$ 197,883	\$ 197,883	11/1/2019
Burbank Unified	Los Angeles	Bret Harte Elementary	50/64337-00-003	09/21/17	\$ 630,828	\$ -	11/1/2019
Saugus Union	Los Angeles	West Creek Academy	50/64998-00-019	09/27/17	\$ 3,699,651	\$ -	11/1/2019
Maple Elementary	Kern	Maple Elementary	50/63610-00-002	09/29/17	\$ 1,023,481	\$ 1,023,481	11/1/2019
Banta Elementary	San Joaquin	Banta Elementary	50/68486-00-003	09/29/17	\$ 196,978	\$ 196,978	11/1/2019
Greenfield Union Elementary	Monterey	Mary Chapa Literacy and Technology Academy	50/66035-00-003	10/03/17	\$ 749,769	\$ 749,769	
Antelope Elementary	Tehama	Antelope Elementary	50/71472-00-001	10/06/17	\$ 38,695	\$ -	
Antelope Elementary	Tehama	Antelope Elementary	50/71472-00-002	10/06/17	\$ 38,695	\$ -	
Antelope Elementary	Tehama	Antelope Elementary	50/71472-00-003	10/06/17	\$ 38,695	\$ -	
Antelope Elementary	Tehama	Antelope Elementary	50/71472-00-004	10/06/17	\$ 218,001	\$ -	
Palo Alto Unified	Santa Clara	Henry M. Gunn High	50/69641-00-003	10/11/17	\$ 3,238,427	\$ -	
Milpitas Unified	Santa Clara	Mabel Mattos Elementary	50/73387-00-001	10/12/17	\$ 16,845,997	\$ -	
Firebaugh-Las Deltas Joint Unified	Fresno	Arthur E. Mills Intermediate	50/73809-00-005	10/12/17	\$ 397,254	\$ -	
Panama-Buena Vista Union	Kern	Dolores S. Whitley Elementary	50/63362-00-041	10/16/17	\$ 12,071,259	\$ -	
Folsom-Cordova Unified	Sacramento	Sutter Middle	50/67330-21-010	10/16/17	\$ 6,584,059	\$ -	
Folsom-Cordova Unified	Sacramento	Oak Chan Elementary	50/67330-21-011	10/16/17	\$ 8,445,042	\$ -	
Lancaster Elementary	Los Angeles	Linda Verde Elementary	50/64667-00-011	10/17/17	\$ 1,115,805	\$ -	
Southern Humboldt Joint Unified	Humboldt	South Fork Junior - Senior High	50/63040-00-001	10/18/17	\$ 1,360,522	\$ -	
Southern Humboldt Joint Unified	Humboldt	Redway Elementary	50/63040-00-002	10/18/17	\$ 896,296	\$ -	
Greenfield Union Elementary	Monterey	Apple Avenue Elementary	50/66035-00-002	10/19/17	\$ 9,381,712	\$ 9,381,712	
Central Unified	Fresno	Hahn Phan Tilley	50/73965-00-019	10/23/17	\$ 11,679,644	\$ -	
Hollister Elementary	San Benito	Santana Ranch Elementary TK-8	50/67470-00-003	10/26/17	\$ 2,061,901	\$ 2,061,901	
Santa Paula Unified	Ventura	East Area 1	50/76828-00-001	10/27/17	\$ 24,572,839	\$ -	
Fremont Unified	Alameda	Lila Bringham Elementary	50/61176-00-011	10/31/17	\$ 32,667,294	\$ -	
San Benito High	San Benito	San Benito High	50/67538-00-002	10/31/17	\$ 5,002,975	\$ -	
San Marcos Unified	San Diego	Alvin M Dunn Elementary	50/73791-00-016	10/31/17	\$ 8,926,096	\$ -	
Dinuba Unified	Tulare	New High	50/75531-00-007	10/31/17	\$ 1,195,768	\$ 1,195,768	
Wiseburn Unified	Los Angeles	Wiseburn High	50/76869-00-001	10/31/17	\$ 963,069	\$ -	
San Marcos Unified	San Diego	Alvin M Dunn Elementary	50/73791-00-017	11/03/17	\$ 433,316	\$ -	
Oxnard Elementary	Ventura	Thurgood Marshall Elementary	50/72538-00-014	11/13/17	\$ 4,113,728	\$ -	
Lammersville Joint Unified	San Joaquin	Mountain House High	50/76760-00-008	11/29/17	\$ 4,515,588	\$ -	
Millville Elementary	Shasta	Millville Elementary	50/70052-00-002	12/04/17	\$ 387,910	\$ 387,910	
Hollister Elementary	San Benito	Sunnyslope Elementary	50/67470-00-004	12/07/17	\$ 5,060,372	\$ -	
Wasco Union Elementary	Kern	Teresa Burke Elementary	50/63842-00-004	12/11/17	\$ 926,805	\$ -	
Ceres Unified	Stanislaus	Central Valley High	50/71043-00-034	12/14/17	\$ 2,348,896	\$ -	
Beaumont Unified	Riverside	Starlight Elementary	50/66993-00-019	12/19/17	\$ 13,448,499	\$ -	
Kerman Unified	Fresno	Kerman High	50/73999-00-009	12/19/17	\$ 8,430,953	\$ -	
Santa Maria Joint Union High	Santa Barbara	Ernest Righetti High	50/69310-00-007	12/21/17	\$ 16,425,817	\$ -	

SFP APPLICATIONS
New Construction and Charter School Facilities Program
- Workload as of October 31, 2019 -

District	County	Site Name	Application Number	OPSC Date Received	Estimated State Grant (a)	Financial Hardship (b)	Notification Occurred**
Irvine Unified	Orange	Stone Creek Elementary	50/73650-00-034	12/26/17	\$ 681,602	\$ -	
Fremont Unified	Alameda	American High	50/61176-00-012	01/02/18	\$ 8,941,241	\$ -	
Merced City Elementary	Merced	Franklin Elementary	50/65771-00-023	01/04/18	\$ 1,254,719	\$ -	
Butteville Union Elementary	Siskiyou	Butteville Elementary	50/70201-00-002	01/08/18	\$ 794,536	\$ -	
Menifee Union Elementary	Riverside	Elementary #14	50/67116-00-015	01/10/18	\$ 13,764,919	\$ -	
Rio Elementary	Ventura	Rio Steam K-8	50/72561-00-006	01/12/18	\$ 12,743,164	\$ -	
Redondo Beach Unified	Los Angeles	Redondo Union High	50/75341-00-001	01/16/18	\$ 2,646,278	\$ -	
San Ramon Valley Unified	Contra Costa	Stone Valley Middle	50/61804-00-042	01/17/18	\$ 2,259,928	\$ -	
Monson-Sultana Joint Union Elementary	Tulare	Monson-Sultana Elementary	50/72009-00-002	01/22/18	\$ 189,699	\$ 189,699	
Escondido Union	San Diego	Central Elementary	50/68098-00-009	01/23/18	\$ 3,704,661	\$ -	
Fairfield-Suisun Unified	Solano	Public Safety Academy	50/70540-00-027	01/25/18	\$ 4,803,198	\$ -	
Irvine Unified	Orange	Creekside High	50/73650-00-035	01/25/18	\$ 1,579,717	\$ -	
Irvine Unified	Orange	Sierra Vista Middle	50/73650-00-036	01/25/18	\$ 1,572,100	\$ -	
Irvine Unified	Orange	South Lake Middle	50/73650-00-037	01/25/18	\$ 870,227	\$ -	
Southern Kern Unified	Kern	Hamilton Elementary	50/63776-00-002	02/13/18	\$ 11,736,558	\$ 11,736,558	
West Park Elementary	Fresno	West Park Elementary	50/62539-00-001	02/15/18	\$ 528,065	\$ 528,065	
Beaumont Unified	Riverside	Beaumont Senior High	50/66993-00-020	02/20/18	\$ 965,901	\$ -	
Carpinteria Unified	Santa Barbara	Carpinteria Family	50/69146-00-002	02/27/18	\$ 1,382,615	\$ -	
Carpinteria Unified	Santa Barbara	Canalino Elementary	50/69146-00-003	02/27/18	\$ 1,252,982	\$ -	
Irvine Unified	Orange	Eastshore Elementary	50/73650-00-038	03/02/18	\$ 835,854	\$ -	
Irvine Unified	Orange	Venado Middle	50/73650-00-039	03/02/18	\$ 2,231,969	\$ -	
Corona-Norco Unified	Riverside	John Adams Elementary	50/67033-00-041	03/06/18	\$ 3,086,390	\$ -	
Roseville Joint Union High	Placer	New High School #6	50/66928-00-008	03/12/18	\$ 26,629,500	\$ -	
Tulare City	Tulare	Alpine Vista Elementary	50/72231-00-005	03/13/18	\$ 3,969,972	\$ -	
Gerber Union Elementary	Tehama	Gerber Elementary	50/71548-00-001	03/15/18	\$ 468,016	\$ 468,016	
Newman-Crows Landing Unified	Stanislaus	Hurd Barrington Elementary	50/73601-00-005	03/16/18	\$ 578,350	\$ -	
Snowline Joint Unified	San Bernardino	New Elementary	50/73957-00-016	03/19/18	\$ 1,850,720	\$ 1,850,720	
Snowline Joint Unified	San Bernardino	New Elementary	50/73957-00-017	03/19/18	\$ 84,062	\$ 84,062	
Snowline Joint Unified	San Bernardino	New Elementary	50/73957-00-018	03/19/18	\$ 84,062	\$ 84,062	
San Jacinto Unified	Riverside	New Middle School	50/67249-00-017	03/21/18	\$ 25,322,444	\$ -	
Irvine Unified	Orange	Loma Ridge Elementary	50/73650-00-040	03/21/18	\$ 33,872,655	\$ -	
Guadalupe Union Elementary	Santa Barbara	New Middle	50/69203-00-001	03/22/18	\$ 9,470,146	\$ 9,470,146	
Livingston Union	Merced	Campus Park Elementary	50/65748-00-003	03/28/18	\$ 2,247,743	\$ -	
Livingston Union	Merced	Selma Herndon Elementary	50/65748-00-004	03/28/18	\$ 1,101,192	\$ -	
Livingston Union	Merced	Yamato Colony Elementary	50/65748-00-005	03/28/18	\$ 774,268	\$ -	
Victor Elementary	San Bernardino	Elementary School #20	50/67918-00-011	03/30/18	\$ 10,935,579	\$ -	
Madera Unified	Madera	Matilda Torres High	50/65243-00-011	04/03/18	\$ 36,161,659	\$ -	
San Jose Unified	Santa Clara	San Jose High	50/69666-00-001	04/06/18	\$ 471,583	\$ -	
Corona-Norco Unified	Riverside	Lincoln Alternative Elementary	50/67033-00-042	04/10/18	\$ 1,641,187	\$ -	
Irvine Unified	Orange	Rancho San Joaquin Middle	50/73650-00-041	04/11/18	\$ 1,108,967	\$ -	
Coalinga-Huron Unified	Fresno	Huron Elementary	50/62125-00-005	04/13/18	\$ 3,166,987	\$ -	
Coalinga-Huron Unified	Fresno	Henry F Bishop Elementary	50/62125-00-006	04/13/18	\$ 2,601,786	\$ -	
Coalinga-Huron Unified	Fresno	Nell Dawson Elementary	50/62125-00-007	04/13/18	\$ 3,397,140	\$ -	
Coalinga-Huron Unified	Fresno	Huron Middle	50/62125-00-008	04/13/18	\$ 3,304,410	\$ -	
Santa Maria Joint Union High	Santa Barbara	Ag Ed & Career Tech Center	50/69310-00-008	04/17/18	\$ 4,547,024	\$ -	
San Marcos Unified	San Diego	San Marcos Middle	50/73791-00-018	04/17/18	\$ 9,500,378	\$ -	
Clay Joint Elementary	Fresno	Clay Elementary	50/62109-00-003	04/19/18	\$ 1,422,476	\$ 1,422,476	
Buckeye Union Elementary	El Dorado	Charter Montessori Valley View Campus	50/61838-00-008	04/23/18	\$ 2,289,961	\$ -	
Oxnard	Ventura	Elm Street Elementary	50/72538-00-015	04/30/18	\$ 8,595,811	\$ -	
Oakley Union Elementary	Contra Costa	Summer Lake Elementary	50/61762-00-011	05/03/18	\$ 11,345,343	\$ 11,345,343	
Centinela Valley Union High	Los Angeles	Lawndale High	50/64352-00-006	05/04/18	\$ 5,840,880	\$ -	
Sutter Union High	Sutter	Sutter High	50/71449-00-003	05/08/18	\$ 6,127,663	\$ 6,127,663	
Sanger Unified	Fresno	Sanger Educational Complex	50/62414-00-022	05/11/18	\$ 24,284,563	\$ -	
Wasco Union Elementary	Kern	Palm Avenue Elementary	50/63842-00-005	05/21/18	\$ 1,363,433	\$ 1,363,433	
Visalia Unified	Tulare	Denton Elementary	50/72256-00-031	05/21/18	\$ 9,966,124	\$ -	
Jurupa Unified	Riverside	Glen Avon Elementary	50/67090-00-015	05/22/18	\$ 914,157	\$ -	
San Dieguito Union High	San Diego	Pacific Trails Middle	50/68346-00-005	05/29/18	\$ 6,239,976	\$ -	
Bakersfield City	Kern	Noble Elementary	50/63321-00-034	05/31/18	\$ 1,584,750	\$ -	
Konocti Unified	Lake	Lower Lake High	50/64022-00-001	05/31/18	\$ 478,657	\$ -	
Kern High	Kern	Independence High	50/63529-00-010	06/05/18	\$ 9,406,276	\$ -	
Caruthers Unified	Fresno	Caruthers Elementary	50/75598-00-001	06/05/18	\$ 1,702,182	\$ -	
Brea-Olinda Unified	Orange	Olinda Elementary	50/66449-00-002	06/08/18	\$ 867,837	\$ -	

SFP APPLICATIONS
New Construction and Charter School Facilities Program
- Workload as of October 31, 2019 -

District	County	Site Name	Application Number	OPSC Date Received	Estimated State Grant (a)	Financial Hardship (b)	Notification Occurred**
Woodland Joint Unified	Yolo	Spring Lake Elementary	50/72717-00-006	06/08/18	\$ 4,633,025	\$ -	-
Corona-Norco Unified	Riverside	Norco Elementary	50/67033-00-043	06/12/18	\$ 1,937,594	\$ -	-
Riverdale Joint Unified	Fresno	Riverdale Elementary	50/75408-00-002	06/14/18	\$ 1,719,374	\$ -	-
Fairfield-Suisun Unified	Solano	Grange Middle	50/70540-00-028	06/18/18	\$ 2,732,268	\$ -	-
Walnut Valley Unified	Los Angeles	Quail Summit Elementary	50/73460-00-010	06/20/18	\$ 324,226	\$ -	-
Lemoore Union High	Kings	Lemoore High	50/63982-00-002	06/22/18	\$ 1,221,650	\$ -	-
Tulare Joint Union High	Tulare	Tulare Western High	50/72249-00-003	06/22/18	\$ 602,300	\$ -	-
San Marcos Unified	San Diego	La Costa Meadows Elementary	50/73791-00-019	06/25/18	\$ 1,622,639	\$ -	-
San Marcos Unified	San Diego	La Costa Meadows Elementary	50/73791-00-020	06/25/18	\$ 981,918	\$ -	-
Dinuba Unified	Tulare	New High	50/75531-00-006	06/27/18	\$ 48,607,132	\$ 48,607,132	-
Bakersfield City	Kern	Leo G Pauly Elementary	50/63321-00-035	06/28/18	\$ 1,464,460	\$ -	-
Bakersfield City	Kern	Leo G Pauly Elementary	50/63321-00-036	06/28/18	\$ 1,692,826	\$ -	-
Western Placer Unified	Placer	Glen Edwards Middle	50/66951-00-010	06/29/18	\$ 4,168,288	\$ -	-
Fowler Unified	Fresno	Fowler High	50/62158-00-002	07/05/18	\$ 1,662,406	\$ -	-
Guadalupe Union Elementary	Santa Barbara	Kermit McKenzie Junior High	50/69203-00-002	07/06/18	\$ 1,692,026	\$ -	-
Irvine Unified	Orange	Cypress Village Elementary	50/73650-00-042	07/06/18	\$ 1,394,110	\$ -	-
Irvine Unified	Orange	Woodbridge High	50/73650-00-043	07/06/18	\$ 3,041,419	\$ -	-
Bakersfield City	Kern	Hort Elementary	50/63321-00-037	07/10/18	\$ 2,574,301	\$ -	-
Bakersfield City	Kern	Bessie E Owens Intermediate	50/63321-00-038	07/12/18	\$ 1,416,427	\$ -	-
Bakersfield City	Kern	Evergreen Elementary	50/63321-00-039	07/13/18	\$ 1,381,396	\$ -	-
Merced City Elementary	Merced	Rudolph Rivera Elementary	50/65771-00-024	07/13/18	\$ 744,286	\$ -	-
Imperial County Office of Education	Imperial	La Paloma Elementary	50/10132-01-005	07/16/18	\$ 117,011	\$ 117,011	-
Imperial County Office of Education	Imperial	Cross Elementary	50/10132-02-002	07/16/18	\$ 234,022	\$ 234,022	-
Imperial County Office of Education	Imperial	Calexico High	50/10132-03-006	07/16/18	\$ 234,022	\$ 234,022	-
Imperial County Office of Education	Imperial	La Victoria Elementary	50/10132-03-007	07/16/18	\$ 351,032	\$ 351,032	-
Imperial County Office of Education	Imperial	De Anza 9th Grade Academy	50/10132-03-008	07/16/18	\$ 351,032	\$ 351,032	-
Fairfield-Suisun Unified	Solano	Fairview Elementary	50/70540-00-029	07/16/18	\$ 2,577,077	\$ -	-
Liberty Elementary	Tulare	Liberty Elementary	50/71985-00-004	07/16/18	\$ 3,015,213	\$ -	-
Gustine Unified	Merced	Gustine High	50/73619-00-006	07/16/18	\$ 2,092,598	\$ 2,092,598	-
Hanford Elementary	Kings	Martin Luther King Jr Elementary	50/63917-00-004	07/19/18	\$ 2,798,162	\$ -	-
Sequoia Union High	San Mateo	TIDE Academy	50/69062-01-009	07/19/18	\$ 17,996,168	\$ -	-
Oxnard	Ventura	Emilie Ritchen Elementary	50/72538-00-016	07/19/18	\$ 808,227	\$ -	-
Oxnard	Ventura	Norman R Brekke Elementary	50/72538-00-017	07/19/18	\$ 645,848	\$ -	-
Oxnard	Ventura	Christa McAuliffe Elementary	50/72538-00-018	07/19/18	\$ 863,865	\$ -	-
Gustine Unified	Merced	Romero Elementary	50/73619-00-007	07/26/18	\$ 1,420,047	\$ 1,420,047	-
Ripon Unified	San Joaquin	Colony Oak Elementary	50/68650-00-007	07/27/18	\$ 8,081,016	\$ -	-
Oxnard	Ventura	Lemonwood Elementary	50/72538-00-019	07/27/18	\$ 1,937,447	\$ -	-
Oxnard	Ventura	Elm Street Elementary	50/72538-00-020	07/27/18	\$ 832,824	\$ -	-
Oxnard	Ventura	Thurgood Marshall Elementary	50/72538-00-021	07/27/18	\$ 957,376	\$ -	-
Oxnard	Ventura	McKinna Elementary	50/72538-00-022	07/27/18	\$ 10,247,550	\$ -	-
Oxnard	Ventura	McKinna Elementary	50/72538-00-023	07/27/18	\$ 960,061	\$ -	-
Kern High	Kern	Frontier High	50/63529-00-011	07/30/18	\$ 4,390,293	\$ -	-
Oxnard	Ventura	Ramona Elementary	50/72538-00-024	07/30/18	\$ 660,882	\$ -	-
Irvine Unified	Orange	Springbrook Elementary	50/73650-00-044	07/30/18	\$ 1,626,156	\$ -	-
Konocti Unified	Lake	Lower Lake Elementary	50/64022-00-002	08/06/18	\$ 350,352	\$ -	-
Redlands Unified	San Bernardino	Mission Elementary	50/67843-00-009	08/06/18	\$ 532,726	\$ -	-
Clovis Unified	Fresno	Reagan Elementary	50/62117-00-022	08/07/18	\$ 440,947	\$ -	-
Clovis Unified	Fresno	Reyburn Intermediate	50/62117-00-023	08/07/18	\$ 441,108	\$ -	-
Clovis Unified	Fresno	James S Fugman Elementary	50/62117-00-024	08/07/18	\$ 254,782	\$ -	-
Atwater Elementary	Merced	Peggy Heller Elementary	50/65631-00-005	08/07/18	\$ 2,312,887	\$ -	-
Tustin Unified	Orange	Robert Heideman Elementary	50/73643-00-022	08/07/18	\$ 1,447,625	\$ -	-
Los Banos Unified	Merced	Pacheco High	50/65755-00-011	08/08/18	\$ 1,492,303	\$ -	-
Southern Kern Unified	Kern	Tropico Middle	50/63776-00-004	08/09/18	\$ 11,870,062	\$ 11,870,062	-
Los Banos Unified	Merced	Volta Elementary	50/65755-00-012	08/09/18	\$ 1,076,430	\$ -	-
Pajaro Valley Unified	Santa Cruz	Aptos Junior High	50/69799-00-009	08/09/18	\$ 2,254,552	\$ -	-
Pajaro Valley Unified	Santa Cruz	Valencia Elementary	50/69799-00-010	08/09/18	\$ 1,457,285	\$ -	-
Chico Unified	Butte	Neal Dow Elementary	50/61424-00-007	08/10/18	\$ 1,589,066	\$ -	-
Chico Unified	Butte	Marigold Elementary	50/61424-00-008	08/10/18	\$ 656,036	\$ -	-
Chico Unified	Butte	Loma Vista	50/61424-00-009	08/10/18	\$ 667,338	\$ -	-
Chico Unified	Butte	Shasta Elementary	50/61424-00-010	08/10/18	\$ 1,691,974	\$ -	-
Albany City Unified	Alameda	Albany Middle	50/61127-00-003	08/13/18	\$ 4,492,118	\$ -	-
Bakersfield City	Kern	New Elementary	50/63321-00-040	08/15/18	\$ 14,612,348	\$ 14,612,348	-

SFP APPLICATIONS
New Construction and Charter School Facilities Program
- Workload as of October 31, 2019 -

District	County	Site Name	Application Number	OPSC Date Received	Estimated State Grant (a)	Financial Hardship (b)	Notification Occurred**
Roberts Ferry Union Elementary	Stanislaus	Roberts Ferry Union Elementary	50/71233-00-002	08/15/18	\$ 537,066	\$ 537,066	
Monson-Sultana Joint Union Elementary	Tulare	Monson-Sultana Elementary	50/72009-00-003	08/15/18	\$ 1,324,540	\$ 1,324,540	
Willows Unified	Glenn	Murdock Elementary	50/62661-00-001	08/17/18	\$ 1,303,978	\$ -	
Centinela Valley Union High	Los Angeles	Hawthorne High	50/64352-00-007	08/17/18	\$ 1,122,890	\$ -	
Anaheim Union High	Orange	Dale Junior High	50/66431-05-002	08/17/18	\$ 2,491,096	\$ -	
Anaheim Union High	Orange	Oxford Academy	50/66431-05-003	08/17/18	\$ 1,470,799	\$ -	
Corona-Norco Unified	Riverside	Dr Bernice Jameson Todd Academy	50/67033-00-044	08/17/18	\$ 5,996,385	\$ -	
Templeton Unified	San Luis Obispo	Templeton High	50/68841-00-002	08/17/18	\$ 3,406,620	\$ -	
Gustine Unified	Merced	Gustine Middle	50/73619-00-008	08/17/18	\$ 1,458,100	\$ 1,458,100	
Gustine Unified	Merced	Gustine Elementary	50/73619-00-009	08/17/18	\$ 1,433,571	\$ 1,433,571	
Irvine Unified	Orange	Canyon View Elementary	50/73650-00-045	08/17/18	\$ 932,595	\$ -	
Yuba County Office of Education	Yuba	Virginia School	50/10587-00-004	08/22/18	\$ 613,950	\$ 613,950	
Yuba County Office of Education	Yuba	Virginia School	50/10587-00-005	08/22/18	\$ 382,468	\$ 382,468	
Corona-Norco Unified	Riverside	Rondo Elementary	50/67033-00-045	08/22/18	\$ 16,832,543	\$ -	
San Dieguito Union High	San Diego	San Dieguito High Academy	50/68346-00-006***	08/23/18	\$ 6,836,372	\$ -	
Rocklin Unified	Placer	Elementary #12	50/75085-00-014***	08/23/18	\$ 16,135,519	\$ -	
San Carlos Elementary	San Mateo	San Carlos Charter Learning Center	50/69021-00-001***	08/24/18	\$ 5,939,528	\$ -	
Irvine Unified	Orange	Meadow Park Elementary	50/73650-00-046***	08/24/18	\$ 1,149,109	\$ -	
Irvine Unified	Orange	Brywood Elementary	50/73650-00-047***	08/24/18	\$ 1,094,082	\$ -	
Roseville City Elementary	Placer	Riego Creek Elementary	50/66910-00-015***	08/29/18	\$ 13,101,726	\$ -	
Tahoe-Truckee Unified	Placer	Kings Beach Elementary	50/66944-00-006***	08/29/18	\$ 1,810,817	\$ -	
Tahoe-Truckee Unified	Placer	Tahoe Truckee High	50/66944-00-007***	08/29/18	\$ 7,839,397	\$ -	
Tahoe-Truckee Unified	Placer	Donner Trail Elementary	50/66944-00-008***	08/29/18	\$ 564,411	\$ -	
Los Angeles Unified	Los Angeles	Castlebay Lane Elementary	50/64733-00-144***	08/30/18	\$ 2,539,262	\$ -	
Los Angeles Unified	Los Angeles	Latona Avenue Elementary	50/64733-00-145***	08/30/18	\$ 2,758,524	\$ -	
Los Angeles Unified	Los Angeles	Porter Ranch Community	50/64733-00-146***	08/30/18	\$ 3,054,672	\$ -	
Los Angeles Unified	Los Angeles	Normont Elementary	50/64733-00-147***	08/30/18	\$ 2,467,384	\$ -	
Los Angeles Unified	Los Angeles	Multnomah Street Elementary	50/64733-34-001***	08/30/18	\$ 2,490,317	\$ -	
Galt Joint Union High	Sacramento	Galt High	50/67355-00-006***	09/04/18	\$ 2,262,821	\$ -	
Los Angeles Unified	Los Angeles	Berendo Middle	50/64733-00-148***	09/05/18	\$ 2,756,321	\$ -	
Sacramento County Office of Education	Sacramento	New Community School	50/10348-00-004***	09/06/18	\$ 675,200	\$ 675,200	
Robla Elementary	Sacramento	Main Avenue Elementary	50/67421-00-001***	09/06/18	\$ 2,737,939	\$ -	
Robla Elementary	Sacramento	Main Avenue Elementary	50/67421-00-002***	09/06/18	\$ 1,707,611	\$ -	
Jacoby Creek Elementary	Humboldt	Jacoby Creek	50/62893-00-001***	09/07/18	\$ 347,010	\$ 347,010	
Tulare Joint Union High	Tulare	Tulare Union High	50/72249-00-004***	09/07/18	\$ 3,358,975	\$ -	
Stockton Unified	San Joaquin	Kennedy Elementary	50/68676-01-003***	09/10/18	\$ 6,750,094	\$ -	
Sanger Unified	Fresno	Ronald W Reagan Elementary	50/62414-00-023***	09/12/18	\$ 429,395	\$ -	
Brawley Elementary	Imperial	La Paloma	50/63073-00-002***	09/12/18	\$ 12,914,632	\$ -	
Los Angeles Unified	Los Angeles	Porter Ranch Community	50/64733-00-149***	09/12/18	\$ 3,478,337	\$ -	
Los Angeles Unified	Los Angeles	Crenshaw Senior High	51/64733-00-004*	09/17/18	\$ 3,570,460	\$ -	
Mountain Valley Unified	Trinity	Hayfork High	51/75028-00-002	07/24/19	\$ 1,810,004	\$ -	

Summary of New Construction Funding		Total (in Dollars)
Estimated State Grant (Column F)	\$	1,439,499,375
Financial Hardship (Column G)	\$	175,361,488
Total of Estimated State Grant and Financial Hardship	\$	1,614,860,864

New Construction Funding	Estimated State Grant	Financial Hardship
Funding Sub-totals	\$ 1,425,259,132	\$ 175,361,488
Facility Hardship - Non-Seismic	\$ 1,810,004	
Funding Total		\$ 1,602,430,624
Facility Hardship - Seismic	\$ 3,570,460	
Charter Schools	\$ 8,859,779	

SFP APPLICATIONS
New Construction and Charter School Facilities Program
- Workload as of October 31, 2019 -

District	County	Site Name	Application Number	OPSC Date Received	Estimated State Grant (a)	Financial Hardship (b)	Notification Occurred**
----------	--------	-----------	--------------------	--------------------	---------------------------	------------------------	-------------------------

(a) Represents estimated state share of project including excessive cost grants. Amounts shown have not been reviewed by OPSC for compliance with all School Facility Program requirements.

(b) Represents estimated financial hardship. Amounts shown have not been reviewed by OPSC for compliance with all School Facility Program requirements.

*Facility Hardship project requesting Seismic Mitigation Program funding.

** School districts have been notified that the Office of Public School Construction will begin processing the district's application in the near future.

*** These applications exceed the available bond authority. The applications were submitted prior to OPSC's notification to school districts to submit a school board resolution with the application.

SFP APPLICATIONS
Modernization School Facilities Program
- Workload as of October 31, 2019 -

District	County	Site Name	Application Number	OPSC Date Received	Estimated State Grant (a)	Financial Hardship (b)	Notification Occurred**
Moreno Valley Unified	Riverside	Edgemont Elementary	57/67124-00-009	12/23/16	\$ 1,059,890	\$ -	5/1/2019
Moreno Valley Unified	Riverside	Moreno Valley High	57/67124-00-010	12/23/16	\$ 1,667,764	\$ -	5/1/2019
Alvord Unified	Riverside	Crista S. McAuliffe Elementary	57/66977-00-016	12/28/16	\$ 840,231	\$ -	5/1/2019
Alvord Unified	Riverside	La Sierra High	57/66977-00-017	12/28/16	\$ 2,715,598	\$ -	5/1/2019
Alvord Unified	Riverside	Foothill Elementary	57/66977-00-018	12/28/16	\$ 1,508,459	\$ -	5/1/2019
Jurupa Unified	Riverside	Peralta Elementary	57/67090-00-009	12/29/16	\$ 690,106	\$ -	5/1/2019
Folsom-Cordova Unified	Sacramento	Sundahl (Carl H.) Elementary	57/67330-00-009	01/06/17	\$ 1,900,623	\$ -	6/11/2019
Woodville Elementary	Tulare	Woodville Elementary	57/72298-00-002	01/06/17	\$ 173,771	\$ 115,847	6/11/2019
Lancaster Elementary	Los Angeles	Joshua Elementary	57/64667-00-008	01/11/17	\$ 1,514,346	\$ -	6/11/2019
Hollister Elementary	San Benito	Cerra Vista Elementary	57/67470-00-001	01/11/17	\$ 1,097,653	\$ -	6/11/2019
Hollister Elementary	San Benito	Calaveras Elementary	57/67470-00-002	01/11/17	\$ 1,120,146	\$ -	6/11/2019
Torrance Unified	Los Angeles	North High	57/65060-00-036	01/12/17	\$ 2,283,123	\$ -	6/11/2019
Corcoran Joint Unified	Kings	John Muir Middle	57/63891-00-011	01/13/17	\$ 2,251,630	\$ -	6/11/2019
Merced City Elementary	Merced	Chenoweth Elementary	57/65771-00-013	01/17/17	\$ 1,341,801	\$ -	6/11/2019
Merced City Elementary	Merced	Chenoweth Elementary	57/65771-00-014	01/17/17	\$ 667,044	\$ -	6/11/2019
Rincon Valley Unioin Elementary	Sonoma	Binkley Elementary	57/70896-00-009	01/17/17	\$ 1,397,839	\$ -	6/11/2019
Rincon Valley Unioin Elementary	Sonoma	Madrone Elementary	57/70896-00-010	01/17/17	\$ 592,830	\$ -	6/11/2019
Colton Joint Unified	San Bernardino	Bloomington High	57/67686-00-024	01/18/17	\$ 1,674,492	\$ -	6/11/2019
Pacific Elementary	Santa Cruz	Pacific Elementary	57/69781-00-001	01/20/17	\$ 47,565	\$ 31,710	6/11/2019
Westside Union Elementary	Los Angeles	Cottonwood Elementary	57/65102-00-004	01/24/17	\$ 2,226,796	\$ -	6/11/2019
Gridley Unified	Butte	Sycamore Middle	57/75507-00-001	01/24/17	\$ 669,187	\$ -	6/11/2019
Gridley Unified	Butte	Sycamore Middle	57/75507-00-002	01/24/17	\$ 662,920	\$ -	6/11/2019
Gridley Unified	Butte	Wilson Elementary	57/75507-00-003	01/24/17	\$ 995,603	\$ -	6/11/2019
Gridley Unified	Butte	Wilson Elementary	57/75507-00-004	01/24/17	\$ 892,537	\$ -	6/11/2019
Gridley Unified	Butte	McKinley Elementary	57/75507-00-005	01/24/17	\$ 1,397,840	\$ -	6/11/2019
Pollock Pines Elementary	El Dorado	Pinewood Elementary	57/61960-00-001	01/25/17	\$ 1,147,329	\$ -	6/11/2019
Pollock Pines Elementary	El Dorado	Sierra Ridge Middle	57/61960-00-002	01/25/17	\$ 1,339,531	\$ -	6/11/2019
Atascadero Unified	San Luis Obispo	Santa Rosa Academy	57/68700-00-004	01/25/17	\$ 3,603,262	\$ -	6/11/2019
Arvin Union Elementary	Kern	Haven Drive Middle	57/63313-00-001	01/26/17	\$ 1,572,811	\$ -	6/11/2019
Pixley Union Elementary	Tulare	Pixley Union Elementary	57/72041-00-001	01/26/17	\$ 3,570,061	\$ 2,380,041	6/11/2019
Atascadero Unified	San Luis Obispo	San Gabriel Elementary	57/68700-00-005	02/01/17	\$ 2,680,991	\$ -	6/11/2019
San Carlos Elementary	San Mateo	Tierra Linda Middle	57/69021-00-011	02/01/17	\$ 4,135,922	\$ -	6/11/2019
Jurupa Unified	Riverside	Ina Arbuckle Elementary	57/67090-00-010	02/03/17	\$ 2,565,897	\$ -	6/11/2019
San Juan Unified	Sacramento	Citrus Heights Elementary	57/67447-00-061	02/03/17	\$ 310,415	\$ -	6/11/2019
Corcoran Joint Unified	Kings	Mark Twain Elementary	57/63891-00-012	02/07/17	\$ 2,019,861	\$ -	6/11/2019
Newcastle Elementary	Placer	Newcastle Elementary	57/66852-00-002	02/07/17	\$ 80,508	\$ 53,672	6/11/2019
Grossmont Union High	San Diego	El Capitan High	57/68130-00-026	02/07/17	\$ 242,388	\$ -	6/11/2019
Tahoe-Truckee Joint Unified	Placer	Glenshire Elementary	57/66944-00-013	02/13/17	\$ 1,042,848	\$ -	6/11/2019
Tracy Unified	San Joaquin	South West Park Elementary	57/75499-00-011	02/14/17	\$ 2,659,552	\$ -	6/11/2019
Azusa Unified	Los Angeles	Center Middle	57/64279-00-019	02/15/17	\$ 3,296,598	\$ -	6/11/2019
Alameda Unified	Alameda	Alameda High	57/61119-01-001	02/23/17	\$ 1,679,127	\$ -	7/1/2019
Banta Elementary	San Joaquin	Banta Elementary	57/68486-00-002	02/23/17	\$ 80,632	\$ 53,755	7/1/2019
Sequoia Union Elementary	Tulare	Sequoia Elementary	57/72116-00-002	02/24/17	\$ 168,807	\$ 112,538	7/1/2019
Jurupa Unified	Riverside	Jurupa Valley High	57/67090-00-011	02/27/17	\$ 1,595,262	\$ -	7/1/2019
San Juan Unified	Sacramento	Bella Vista High	57/67447-00-062	02/27/17	\$ 741,237	\$ -	7/1/2019
Southern Humboldt Joint Unified	Humboldt	South Fork High	57/63040-00-001	03/03/17	\$ 2,114,533	\$ -	7/1/2019
Atascadero Unified	San Luis Obispo	Atascadero Junior High	57/68700-00-006	03/03/17	\$ 5,164,441	\$ -	7/1/2019
Desert Sands Unified	Riverside	La Quinta Middle	57/67058-00-019	03/06/17	\$ 2,566,440	\$ -	7/1/2019
Palm Springs Unified	Riverside	Agua Caliente Elementary	57/67173-00-011	03/07/17	\$ 1,179,108	\$ -	7/1/2019
Sierra Sands Unified	Kern	Burroughs High	57/73742-00-009	03/07/17	\$ 8,093,864	\$ 5,395,909	7/1/2019
San Ramon Valley Unified	Contra Costa	Bollinger Canyon Elementary	57/61804-00-026	03/13/17	\$ 502,912	\$ -	7/1/2019
San Ramon Valley Unified	Contra Costa	Los Cerros Middle	57/61804-00-027	03/13/17	\$ 1,001,109	\$ -	7/1/2019
Sierra Sands Unified	Kern	Murray Middle	57/73742-00-010	03/13/17	\$ 4,810,926	\$ 3,207,284	7/1/2019
Azusa Unified	Los Angeles	Slauson Middle	57/64279-00-020	03/15/17	\$ 4,694,932	\$ -	7/1/2019
San Ramon Valley Unified	Contra Costa	Pine Valley Middle	57/61804-00-028	03/16/17	\$ 858,187	\$ -	7/1/2019
San Ramon Valley Unified	Contra Costa	Tassajara Hills Elementary	57/61804-00-029	03/16/17	\$ 670,550	\$ -	7/1/2019
Dinuba Unified	Tulare	Dinuba High	57/75531-00-013	03/16/17	\$ 840,068	\$ 560,046	7/1/2019
Dinuba Unified	Tulare	Jefferson Elementary	57/75531-00-014	03/16/17	\$ 190,260	\$ 126,840	7/1/2019
Dinuba Unified	Tulare	Lincoln Elementary	57/75531-00-015	03/16/17	\$ 100,240	\$ 66,827	7/1/2019
Torrance Unified	Los Angeles	Calle Mayor Middle School	57/65060-00-037	03/22/17	\$ 1,326,473	\$ -	7/1/2019
Downey Unified	Los Angeles	Stauffer Middle	57/64451-00-029	03/23/17	\$ 7,237,121	\$ -	7/1/2019
Central Elementary	San Bernardino	Dona Merced Elementary	57/67645-00-006	03/28/17	\$ 700,193	\$ -	7/1/2019

SFP APPLICATIONS
Modernization School Facilities Program
- Workload as of October 31, 2019 -

District	County	Site Name	Application Number	OPSC Date Received	Estimated State Grant (a)	Financial Hardship (b)	Notification Occurred**
Central Elementary	San Bernardino	Bear Gulch Elementary	57/67645-00-007	03/28/17	\$ 826,805	\$ -	7/1/2019
Clovis Unified	Fresno	Red Bank Elementary	57/62117-00-055	04/04/17	\$ 3,090,137	\$ -	7/1/2019
Twin Rivers Unified	Sacramento	Frontier Elementary	57/76505-00-042	04/05/17	\$ 798,413	\$ -	7/1/2019
Twin Rivers Unified	Sacramento	Castori Elementary	57/76505-00-043	04/05/17	\$ 625,660	\$ -	7/1/2019
Twin Rivers Unified	Sacramento	Northwood Elementary	57/76505-00-044	04/05/17	\$ 676,898	\$ -	7/1/2019
Potter Valley Community Unified	Mendocino	Potter Valley High	57/73866-00-001	04/07/17	\$ 1,812,691	\$ -	7/1/2019
Scotts Valley Unified	Santa Cruz	Scotts Valley Middle	57/75432-00-002	04/20/17	\$ 4,228,965	\$ -	7/1/2019
Central Elementary	San Bernardino	Central Elementary	57/67645-00-008	04/24/17	\$ 809,201	\$ -	7/1/2019
Menlo Park City Elementary	San Mateo	Laurel Elementary	57/68965-00-006	04/24/17	\$ 1,812,907	\$ -	7/1/2019
Fullerton Joint Union High	Orange	Sunny Hills High	57/66514-00-016	04/26/17	\$ 2,230,396	\$ -	7/1/2019
San Francisco Unified	San Francisco	Redding Elementary	57/68478-00-060	04/26/17	\$ 1,649,358	\$ -	7/1/2019
San Benito High	San Benito	San Benito High	57/67538-00-002	04/27/17	\$ 1,033,724	\$ -	7/1/2019
San Benito High	San Benito	San Benito High	57/67538-00-003	04/27/17	\$ 3,781,733	\$ -	7/1/2019
San Benito High	San Benito	San Benito High	57/67538-00-004	04/27/17	\$ 797,124	\$ -	7/1/2019
Snowline Joint Unified	San Bernardino	Pinon Hills Elementary	57/73957-00-001	05/01/17	\$ 307,916	\$ 205,278	8/6/2019
Snowline Joint Unified	San Bernardino	Serrano High	57/73957-00-002	05/01/17	\$ 1,802,099	\$ 1,201,400	8/6/2019
Snowline Joint Unified	San Bernardino	Baldy Elementary	57/73957-00-003	05/01/17	\$ 542,518	\$ 361,679	8/6/2019
Snowline Joint Unified	San Bernardino	Chaparral Continuation High	57/73957-00-004	05/01/17	\$ 126,468	\$ 84,312	8/6/2019
Snowline Joint Unified	San Bernardino	Phelan Elementary	57/73957-00-005	05/01/17	\$ 390,288	\$ 260,192	8/6/2019
Snowline Joint Unified	San Bernardino	Quail Valley Middle	57/73957-00-006	05/01/17	\$ 235,451	\$ 156,967	8/6/2019
Snowline Joint Unified	San Bernardino	Wrightwood Elementary	57/73957-00-007	05/01/17	\$ 258,119	\$ 172,080	8/6/2019
Snowline Joint Unified	San Bernardino	Pinon Mesa Middle	57/73957-00-008	05/01/17	\$ 515,478	\$ 343,652	8/6/2019
Escalon Unified	San Joaquin	Escalon High	57/68502-00-003	05/04/17	\$ 195,585	\$ -	8/6/2019
Taft City Elementary	Kern	Lincoln Junior High	57/63800-00-007	05/09/17	\$ 3,922,144	\$ -	8/6/2019
Konocti Unified	Lake	Lower Lake High	57/64022-00-010	05/09/17	\$ 759,579	\$ -	8/6/2019
Konocti Unified	Lake	Lower Lake Elementary	57/64022-00-011	05/09/17	\$ 702,458	\$ -	8/6/2019
Kern High	Kern	Foothill High	57/63529-00-011	05/17/17	\$ 1,668,200	\$ -	8/6/2019
Pomona Unified	Los Angeles	Fremont Academy	57/64907-00-031	05/23/17	\$ 190,358	\$ -	8/6/2019
San Jacinto Unified	Riverside	De Anza Elementary	57/67249-00-006	05/23/17	\$ 2,730,216	\$ -	8/6/2019
San Jacinto Unified	Riverside	Park Hill	57/67249-00-007	05/23/17	\$ 2,557,969	\$ -	8/6/2019
San Ramon Valley Unified	Contra Costa	Iron Horse Middle	57/61804-00-030	05/26/17	\$ 903,361	\$ -	8/6/2019
Whittier City Elementary	Los Angeles	Dexter Middle	57/65110-00-013	06/02/17	\$ 5,030,095	\$ -	8/6/2019
Los Angeles Unified	Los Angeles	Drew (Charles) Middle	57/64733-00-600	06/06/17	\$ 4,199,849	\$ -	8/6/2019
Los Angeles Unified	Los Angeles	Kittridge Elementary	57/64733-00-601	06/06/17	\$ 1,095,503	\$ -	8/6/2019
Los Angeles Unified	Los Angeles	Hamasaki (Riggin) Elementary	57/64733-00-602	06/06/17	\$ 1,287,581	\$ -	8/6/2019
Los Angeles Unified	Los Angeles	Loyola Village Elementary	57/64733-00-603	06/06/17	\$ 1,649,253	\$ -	8/6/2019
Los Angeles Unified	Los Angeles	Graham Elementary	57/64733-00-610	06/06/17	\$ 3,852,882	\$ -	8/6/2019
Los Angeles Unified	Los Angeles	Tenth Street Elementary	57/64733-00-611	06/06/17	\$ 3,555,182	\$ -	8/6/2019
Los Angeles Unified	Los Angeles	Belmont Senior High	57/64733-11-013	06/06/17	\$ 1,992,944	\$ -	8/6/2019
Los Angeles Unified	Los Angeles	Loreto Street Elementary	57/64733-00-604	06/12/17	\$ 969,228	\$ -	8/6/2019
Los Angeles Unified	Los Angeles	West Vernon Avenue Elementary	57/64733-00-605	06/12/17	\$ 3,129,659	\$ -	8/6/2019
Los Angeles Unified	Los Angeles	Alphonso B Perez Special Education Center	57/64733-00-606	06/12/17	\$ 2,182,080	\$ -	8/6/2019
Los Angeles Unified	Los Angeles	Loren Miller Elementary	57/64733-00-607	06/12/17	\$ 2,062,559	\$ -	8/6/2019
Los Angeles Unified	Los Angeles	Marvin Elementary	57/64733-00-608	06/12/17	\$ 1,761,910	\$ -	8/6/2019
Los Angeles Unified	Los Angeles	Fairfax Senior High	57/64733-00-609	06/12/17	\$ 2,391,709	\$ -	8/6/2019
Cucamonga Elementary	San Bernardino	The Ontario Center	57/67694-00-004	06/15/17	\$ 2,691,763	\$ -	8/6/2019
Ackerman Elementary	Placer	Bowman Elementary	57/66761-00-004	06/16/17	\$ 2,019,694	\$ -	8/6/2019
Ceres Unified	Stanislaus	Ceres High	57/71043-00-014	06/19/17	\$ 1,693,230	\$ -	8/6/2019
Los Angeles Unified	Los Angeles	Burton Street Elementary	57/64733-00-612	06/20/17	\$ 2,776,042	\$ -	8/6/2019
Los Angeles Unified	Los Angeles	State Street Elementary	57/64733-00-613	06/20/17	\$ 2,176,320	\$ -	8/6/2019
Los Angeles Unified	Los Angeles	Sherman Oaks Center for Enriched Studies	57/64733-00-614	06/20/17	\$ 2,125,578	\$ -	8/6/2019
Los Angeles Unified	Los Angeles	Parthenia Street Elementary	57/64733-00-615	06/20/17	\$ 2,387,217	\$ -	8/6/2019
Los Angeles Unified	Los Angeles	James Monroe High	57/64733-00-616	06/20/17	\$ 1,784,276	\$ -	8/6/2019
Los Angeles Unified	Los Angeles	Robert Louis Stevenson Middle	57/64733-05-017	06/20/17	\$ 1,225,590	\$ -	8/6/2019
Los Angeles Unified	Los Angeles	Montague Charter Academy	57/64733-38-023	06/20/17	\$ 1,849,493	\$ -	8/6/2019
Twin Rivers Unified	Sacramento	Foothill High	57/76505-00-045	06/21/17	\$ 215,624	\$ -	9/4/2019
Twin Rivers Unified	Sacramento	Woodlake Elementary	57/76505-00-047	06/21/17	\$ 936,133	\$ -	9/4/2019
Twin Rivers Unified	Sacramento	Orchard Elementary	57/76505-00-048	06/21/17	\$ 677,836	\$ -	9/4/2019
Twin Rivers Unified	Sacramento	D. W. Babcock Elementary	57/76505-02-001	06/21/17	\$ 12,100	\$ -	9/4/2019
Twin Rivers Unified	Sacramento	Hagginwood Elementary	57/76505-02-003	06/21/17	\$ 477,469	\$ -	9/4/2019
Fullerton Joint Union High	Orange	Troy High	57/66514-00-017	06/22/17	\$ 3,425,704	\$ -	9/4/2019
Jurupa Unified	Riverside	Rubidoux High	57/67090-00-012	06/22/17	\$ 4,876,717	\$ -	9/4/2019

SFP APPLICATIONS
Modernization School Facilities Program
- Workload as of October 31, 2019 -

District	County	Site Name	Application Number	OPSC Date Received	Estimated State Grant (a)	Financial Hardship (b)	Notification Occurred**
San Ramon Valley Unified	Contra Costa	Charlotte Wood Middle	57/61804-00-031	06/29/17	\$ 1,162,640	\$ -	9/4/2019
Los Angeles Unified	Los Angeles	Elizabeth Learning Center	57/64733-00-617	07/06/17	\$ 1,635,587	\$ -	9/4/2019
Los Angeles Unified	Los Angeles	Sylmar Senior High	57/64733-00-618	07/06/17	\$ 3,027,167	\$ -	9/4/2019
Los Angeles Unified	Los Angeles	Griffith Middle	57/64733-00-619	07/06/17	\$ 3,023,576	\$ -	9/4/2019
Chaffey Joint Union High	San Bernardino	Rancho Cucamonga High	57/67652-00-004	07/12/17	\$ 9,398,565	\$ -	9/4/2019
Gustine Unified	Stanislaus	Gustine High	57/73619-00-005	07/13/17	\$ 1,279,608	\$ -	9/4/2019
Brawley Elementary	Imperial	Barbara Worth Junior High	57/63073-00-003	07/14/17	\$ 1,076,419	\$ -	9/4/2019
Chaffey Joint Union High	San Bernardino	Etiwanda High	57/67652-00-005	07/14/17	\$ 19,425,446	\$ -	9/4/2019
La Habra City Elementary	Orange	Walnut Elementary	57/66563-00-009	07/17/17	\$ 2,669,971	\$ -	9/4/2019
Lincoln Unified	San Joaquin	Claudia Landeen Elementary	57/68569-00-016	07/17/17	\$ 1,012,180	\$ -	9/4/2019
Lincoln Unified	San Joaquin	Lincoln Elementary	57/68569-00-017	07/17/17	\$ 798,973	\$ -	9/4/2019
Los Angeles Unified	Los Angeles	Hoover Street Elementary	57/64733-00-620	07/18/17	\$ 2,493,434	\$ -	9/4/2019
Los Angeles Unified	Los Angeles	Griffin Avenue Elementary	57/64733-00-621	07/18/17	\$ 1,748,486	\$ -	9/4/2019
Los Angeles Unified	Los Angeles	El Sereno Middle	57/64733-34-016	07/18/17	\$ 467,371	\$ -	9/4/2019
Los Angeles Unified	Los Angeles	Reseda High	57/64733-39-008	07/18/17	\$ 1,622,731	\$ -	9/4/2019
Central Union High	Imperial	Southwest High	57/63115-00-003	07/25/17	\$ 2,983,443	\$ -	9/4/2019
Los Angeles Unified	Los Angeles	Kennedy (John F.) High	57/64733-00-622	07/25/17	\$ 1,378,141	\$ -	9/4/2019
Los Angeles Unified	Los Angeles	Hale Charter School Academy	57/64733-00-623	07/25/17	\$ 4,231,576	\$ -	9/4/2019
Los Angeles Unified	Los Angeles	Dana (Richard Henry) Middle	57/64733-20-019	07/25/17	\$ 1,049,442	\$ -	9/4/2019
Larkspur Elementary	Marin	Hall Middle	57/65367-00-006	07/26/17	\$ 855,664	\$ -	9/4/2019
Santa Paula Unified	Ventura	McKeveitt Elementary	57/76828-00-002	07/26/17	\$ 1,300,289	\$ -	9/4/2019
Torrance Unified	Los Angeles	Bert M. Lynn Middle	57/65060-00-038	07/28/17	\$ 741,833	\$ -	9/4/2019
Torrance Unified	Los Angeles	Edison Elementary	57/65060-00-039	07/28/17	\$ 326,165	\$ -	9/4/2019
Torrance Unified	Los Angeles	Evelyn Carr Elementary	57/65060-00-040	07/28/17	\$ 73,359	\$ -	9/4/2019
Torrance Unified	Los Angeles	Casimir Middle	57/65060-00-041	07/28/17	\$ 274,729	\$ -	9/4/2019
Torrance Unified	Los Angeles	Jefferson Middle	57/65060-00-042	07/28/17	\$ 811,892	\$ -	9/4/2019
Temecula Valley Unified	Riverside	Temecula Elementary	57/75192-00-008	07/28/17	\$ 712,375	\$ -	9/4/2019
Twin Rivers Unified	Sacramento	Noralto Elementary	57/76505-00-050	07/28/17	\$ 912,660	\$ -	9/4/2019
Torrance Unified	Los Angeles	Riviera Elementary	57/65060-00-043	07/31/17	\$ 522,319	\$ -	9/4/2019
Los Angeles Unified	Los Angeles	White Point Elementary	57/64733-00-624	08/01/17	\$ 1,863,739	\$ -	9/4/2019
Placer Union High	Placer	Placer High	57/66894-00-012	08/01/17	\$ 464,452	\$ -	9/4/2019
Torrance Unified	Los Angeles	Towers Elementary	57/65060-00-044	08/02/17	\$ 654,453	\$ -	9/4/2019
Sequoia Union High	San Mateo	Redwood High	57/69062-00-037	08/03/17	\$ 560,989	\$ -	10/2/2019
Los Angeles Unified	Los Angeles	Chatsworth Senior High	57/64733-00-625	08/08/17	\$ 1,777,658	\$ -	10/2/2019
Los Angeles Unified	Los Angeles	Leland Street Elementary	57/64733-00-626	08/08/17	\$ 811,630	\$ -	10/2/2019
Los Angeles Unified	Los Angeles	Van Nuys Elementary	57/64733-00-627	08/08/17	\$ 2,651,877	\$ -	10/2/2019
Los Angeles Unified	Los Angeles	Stagg Street Elementary	57/64733-00-628	08/08/17	\$ 1,593,293	\$ -	10/2/2019
Azusa Unified	Los Angeles	Henry Dalton Elementary	57/64279-00-021	08/11/17	\$ 2,870,170	\$ -	10/2/2019
Porterville Unified	Tulare	Porterville High	57/75523-00-015	08/11/17	\$ 6,176,901	\$ -	10/2/2019
Porterville Unified	Tulare	Monache High	57/75523-00-016	08/11/17	\$ 3,199,635	\$ -	10/2/2019
Larkspur Elementary	Marin	Neil Cummins Elementary	57/65367-00-007	08/14/17	\$ 754,398	\$ -	10/2/2019
Rincon Valley Union Elementary	Sonoma	Village Elementary Charter	57/70896-00-011	08/14/17	\$ 1,634,597	\$ -	10/2/2019
Los Angeles Unified	Los Angeles	Coldwater Canyon Elementary	57/64733-00-629	08/16/17	\$ 2,719,964	\$ -	10/2/2019
Los Angeles Unified	Los Angeles	San Fernando Senior High	57/64733-73-005	08/16/17	\$ 4,443,145	\$ -	10/2/2019
Escondido Union	San Diego	Quantum Academy	57/68098-00-013	08/16/17	\$ 985,189	\$ -	10/2/2019
Merced River Union Elementary	Merced	Washington Elementary	57/73726-00-001	08/17/17	\$ 112,778	\$ 75,186	10/2/2019
McSwain Union Elementary	Merced	McSwain Elementary	57/65763-00-003	08/18/17	\$ 161,469	\$ 107,646	10/2/2019
Natomas Unified	Sacramento	Natomas Pacific Pathways Prep Middle	57/75283-00-004	08/18/17	\$ 2,479,644	\$ -	10/2/2019
Caruthers Unified	Fresno	Caruthers High	57/75598-00-003	08/21/17	\$ 2,758,739	\$ -	10/2/2019
Burbank Unified	Los Angeles	Thomas Jefferson Elementary	57/64337-00-018	08/22/17	\$ 138,270	\$ -	10/2/2019
Irvine Unified	Orange	Santiago Hills Elementary	57/73650-00-021	08/23/17	\$ 335,448	\$ -	10/2/2019
Irvine Unified	Orange	College Park Elementary	57/73650-00-022	08/23/17	\$ 470,630	\$ -	10/2/2019
Irvine Unified	Orange	Culverdale Elementary	57/73650-00-023	08/23/17	\$ 597,498	\$ -	10/2/2019
Washington Unified	Fresno	West Fresno Elementary	57/76778-00-004	08/29/17	\$ 688,283	\$ -	11/1/2019
Los Angeles Unified	Los Angeles	Markham (Edwin) Middle	57/64733-00-630	08/30/17	\$ 1,804,655	\$ -	11/1/2019
Los Angeles Unified	Los Angeles	Bell Senior High	57/64733-00-631	08/30/17	\$ 2,084,470	\$ -	11/1/2019
Sacramento City Unified	Sacramento	Kit Carson Middle	57/67439-00-075	08/30/17	\$ 38,707	\$ -	11/1/2019
Rincon Valley Union Elementary	Sonoma	Matanzas Elementary	57/70896-00-012	08/31/17	\$ 666,550	\$ -	11/1/2019
Central Union Elementary	Kings	Akers Elementary	57/63883-00-001	09/01/17	\$ 434,796	\$ 289,864	11/1/2019
Torrance Unified	Los Angeles	West High	57/65060-00-045	09/01/17	\$ 3,338,116	\$ -	11/1/2019
Palo Verde Union Elementary	Tulare	Palo Verde Elementary	57/72033-00-002	09/01/17	\$ 30,247	\$ 20,164	11/1/2019
North Monterey County Unified	Monterey	North Monterey County High	57/73825-00-010	09/07/17	\$ 3,519,183	\$ -	11/1/2019

SFP APPLICATIONS
Modernization School Facilities Program
- Workload as of October 31, 2019 -

District	County	Site Name	Application Number	OPSC Date Received	Estimated State Grant (a)	Financial Hardship (b)	Notification Occurred**
Sweetwater Union High	San Diego	Sweetwater High	57/68411-00-043	09/08/17	\$ 3,597,141	\$ -	11/1/2019
Sweetwater Union High	San Diego	Hilltop Middle	57/68411-00-044	09/08/17	\$ 1,611,256	\$ -	11/1/2019
Sweetwater Union High	San Diego	Chula Vista Senior High	57/68411-00-045	09/08/17	\$ 3,194,421	\$ -	11/1/2019
Sweetwater Union High	San Diego	Mar Vista Middle	57/68411-00-046	09/08/17	\$ 1,406,447	\$ -	11/1/2019
Sweetwater Union High	San Diego	Mar Vista Senior High	57/68411-00-047	09/08/17	\$ 2,037,649	\$ -	11/1/2019
Sweetwater Union High	San Diego	Castle Park Senior High	57/68411-00-048	09/08/17	\$ 2,157,524	\$ -	11/1/2019
Twin Rivers Unified	Sacramento	Woodridge Elementary	57/76505-00-052	09/08/17	\$ 573,298	\$ -	11/1/2019
Twin Rivers Unified	Sacramento	Grant Union High	57/76505-00-054	09/08/17	\$ 1,915,763	\$ -	11/1/2019
Los Angeles Unified	Los Angeles	Robert Frost Middle	57/64733-00-632	09/13/17	\$ 5,038,547	\$ -	11/1/2019
Los Angeles Unified	Los Angeles	Hart Street Elementary	57/64733-00-633	09/13/17	\$ 676,654	\$ -	11/1/2019
Los Angeles Unified	Los Angeles	Alta Loma Elementary	57/64733-10-003	09/13/17	\$ 820,154	\$ -	11/1/2019
Escondido Union	San Diego	Mission Middle	57/68098-00-014	09/14/17	\$ 3,201,633	\$ -	11/1/2019
Weaver Union	Merced	Weaver Middle	57/65862-00-002	09/15/17	\$ 2,210,240	\$ -	11/1/2019
Los Angeles Unified	Los Angeles	Capistrano Avenue Elementary	57/64733-00-634	09/20/17	\$ 1,204,765	\$ -	11/1/2019
Newport-Mesa Unified	Orange	Roy O. Andersen Elementary	57/66597-00-042	09/20/17	\$ 255,268	\$ -	11/1/2019
Burbank Unified	Los Angeles	Bret Harte Elementary	57/64337-00-019	09/21/17	\$ 138,270	\$ -	11/1/2019
Victor Elementary	San Bernardino	Village Elementary	57/67918-00-006	09/25/17	\$ 871,723	\$ -	11/1/2019
Victor Elementary	San Bernardino	Mojave Vista Elementary	57/67918-00-007	09/25/17	\$ 904,696	\$ -	11/1/2019
Yreka Union High	Siskiyou	Yreka High	57/70516-00-003	09/25/17	\$ 750,864	\$ 500,576	11/1/2019
Maple Elementary	Kern	Maple Elementary	57/63610-00-003	09/29/17	\$ 1,658,089	\$ 1,105,393	11/1/2019
Norwalk-La Mirada Unified	Los Angeles	John H. Glenn High	57/64840-00-027	10/04/17	\$ 1,520,177	\$ -	
Norwalk-La Mirada Unified	Los Angeles	Corvallis Middle	57/64840-00-028	10/06/17	\$ 1,587,197	\$ -	
Norwalk-La Mirada Unified	Los Angeles	Reginald M. Benton Middle	57/64840-00-029	10/06/17	\$ 784,751	\$ -	
Los Angeles Unified	Los Angeles	Emelita Street Elementary	57/64733-00-635	10/11/17	\$ 1,075,775	\$ -	
Escondido Union	San Diego	Orange Glen Elementary	57/68098-00-015	10/12/17	\$ 2,211,945	\$ -	
Firebaugh-Las Deltas Joint Unified	Fresno	Arthur E. Mills Intermediate	57/73809-00-005	10/12/17	\$ 937,217	\$ -	
Cutler-Orosi Joint Unified	Tulare	Orosi High	57/71860-00-009	10/16/17	\$ 505,872	\$ 337,248	
Burbank Unified	Los Angeles	R. L. Stevenson Elementary	57/64337-00-020	10/17/17	\$ 605,944	\$ -	
Los Angeles Unified	Los Angeles	Palms Middle	57/64733-00-636	10/17/17	\$ 3,047,951	\$ -	
Southern Humboldt Joint Unified	Humboldt	Redway Elementary	57/63040-00-002	10/18/17	\$ 1,701,739	\$ -	
Newhall Elementary	Los Angeles	Peachland Avenue Elementary	57/64832-00-005	10/19/17	\$ 1,460,819	\$ -	
Columbia Elementary	Shasta	Columbia Elementary	57/69948-00-002	10/20/17	\$ 2,262,817	\$ -	
Los Angeles Unified	Los Angeles	Broadous Elementary	57/64733-00-637	10/25/17	\$ 713,401	\$ -	
Anaheim Union High	Orange	Anaheim High	57/66431-00-016	10/25/17	\$ 6,422,590	\$ -	
Anaheim Union High	Orange	Cypress High	57/66431-00-017	10/25/17	\$ 3,942,420	\$ -	
Downey Unified	Los Angeles	Rio Hondo Elementary	57/64451-00-030	10/27/17	\$ 1,879,657	\$ -	
San Marcos Unified	San Diego	Alvin M. Dunn Elementary	57/73791-00-006	10/31/17	\$ 749,808	\$ -	
Los Angeles Unified	Los Angeles	Olive Vista Middle	57/64733-00-638	11/01/17	\$ 6,669,152	\$ -	
San Benito High	San Benito	San Benito High	57/67538-00-005	11/01/17	\$ 8,893,601	\$ -	
San Benito High	San Benito	San Benito High	57/67538-00-006	11/03/17	\$ 11,291,330	\$ -	
San Marcos Unified	San Diego	Alvin M. Dunn Elementary	57/73791-00-007	11/03/17	\$ 2,716,054	\$ -	
Jurupa Unified	Riverside	Mission Bell Elementary	57/67090-00-013	11/09/17	\$ 1,435,563	\$ -	
Chaffey Joint Union High	San Bernardino	Chaffey High	57/67652-00-006	11/09/17	\$ 21,161,925	\$ -	
Armona Union Elementary	Kings	Armona Elementary	57/63875-00-002	11/13/17	\$ 366,389	\$ 244,260	
Romoland Elementary	Riverside	Romoland Elementary	57/67231-00-002	11/14/17	\$ 2,021,328	\$ -	
Visalia Unified	Tulare	Mineral King Elementary	57/72256-00-022	11/16/17	\$ 4,085,803	\$ -	
Muroc Joint Unified	Kern	Bailey Avenue Elementary	57/63685-00-009	11/22/17	\$ 348,035	\$ 232,023	
Elk Grove Unified	Sacramento	Franklin High	57/67314-00-020	11/28/17	\$ 1,131,367	\$ -	
San Jacinto Unified	Riverside	San Jacinto High	57/67249-00-008	11/29/17	\$ 2,089,406	\$ -	
Corona-Norco Unified	Riverside	Centennial High	57/67033-00-017	11/30/17	\$ 1,344,548	\$ -	
Fullerton Joint Union High	Orange	Fullerton Union High	57/66514-00-018	12/01/17	\$ 981,045	\$ -	
Millville Elementary	Shasta	Millville Elementary	57/70052-00-003	12/04/17	\$ 678,155	\$ 452,103	
Los Angeles Unified	Los Angeles	La Salle Avenue Elementary	57/64733-00-639	12/05/17	\$ 3,367,284	\$ -	
Elk Grove Unified	Sacramento	Laguna Creek High	57/67314-00-021	12/05/17	\$ 3,491,746	\$ -	
Buena Park Elementary	Orange	Buena Park Junior High	57/66456-00-008	12/07/17	\$ 2,068,018	\$ -	
Buena Park Elementary	Orange	Carl E. Gilbert Elementary	57/66456-00-009	12/07/17	\$ 1,114,370	\$ -	
Buena Park Elementary	Orange	James A. Whitaker Elementary	57/66456-00-010	12/07/17	\$ 1,570,372	\$ -	
Buena Park Elementary	Orange	Charles G. Emery Elementary	57/66456-00-011	12/07/17	\$ 997,188	\$ -	
Buena Park Elementary	Orange	Mabel L. Pendleton Elementary	57/66456-00-012	12/07/17	\$ 1,104,993	\$ -	
Centralia Elementary	Orange	Centralia Elementary	57/66472-00-010	12/07/17	\$ 1,644,013	\$ -	
San Bernardino City Unified	San Bernardino	Muscoy Elementary	57/67876-00-106	12/07/17	\$ 509,155	\$ -	
San Ysidro Elementary	San Diego	Smythe Elementary	57/68379-00-002	12/07/17	\$ 3,108,949	\$ -	

SFP APPLICATIONS
Modernization School Facilities Program
- Workload as of October 31, 2019 -

District	County	Site Name	Application Number	OPSC Date Received	Estimated State Grant (a)	Financial Hardship (b)	Notification Occurred**
San Ysidro Elementary	San Diego	La Mirada Elementary	57/68379-00-003	12/07/17	\$ 2,652,962	\$ -	-
Santa Ynez Valley Union High	Santa Barbara	Santa Ynez Valley Union High	57/69328-00-001	12/07/17	\$ 9,557,589	\$ -	-
Buena Park Elementary	Orange	Arthur F. Corey Elementary	57/66456-00-013	12/15/17	\$ 1,132,892	\$ -	-
Buena Park Elementary	Orange	Gordon H. Beatty Elementary	57/66456-00-014	12/15/17	\$ 1,300,307	\$ -	-
Trinity Alps Unified	Trinity	Trinity High	57/76513-00-001	12/15/17	\$ 3,719,508	\$ -	-
Downey Unified	Los Angeles	Gauldin Elementary	57/64451-00-031	12/18/17	\$ 1,809,488	\$ -	-
San Marino Unified	Los Angeles	Huntington Middle	57/64964-00-008	12/20/17	\$ 2,431,828	\$ -	-
Del Mar Union Elementary	San Diego	Carmel Del Mar Elementary	57/68056-00-004	12/22/17	\$ 2,376,647	\$ -	-
Lowell Joint	Los Angeles	Olita Elementary	57/64766-00-001	12/26/17	\$ 3,060,024	\$ -	-
Irvine Unified	Orange	Stone Creek Elementary	57/73650-00-024	12/26/17	\$ 1,411,210	\$ -	-
Hayward Unified	Alameda	Hayward High	57/61192-00-003	12/28/17	\$ 9,871,566	\$ -	-
Hayward Unified	Alameda	Tennyson High	57/61192-00-004	12/28/17	\$ 2,954,628	\$ -	-
Hayward Unified	Alameda	Mt Eden High	57/61192-00-005	12/28/17	\$ 10,564,457	\$ -	-
Clovis Unified	Fresno	Buchanan High	57/62117-00-056	01/02/18	\$ 10,402,026	\$ -	-
Cypress Elementary	Orange	Margaret Landell Elementary	57/66480-00-006	01/02/18	\$ 988,220	\$ -	-
Elk Grove Unified	Sacramento	Valley High	57/67314-00-022	01/04/18	\$ 1,570,493	\$ -	-
Jurupa Unified	Riverside	Rubidoux High	57/67090-00-014	01/08/18	\$ 5,548,044	\$ -	-
Buellton Union Elementary	Santa Barbara	Jonata Middle	57/69138-00-002	01/08/18	\$ 1,405,957	\$ -	-
Butteville Union Elementary	Siskiyou	Butteville Elementary	57/70201-00-002	01/08/18	\$ 93,592	\$ 62,394	-
Paradise Unified	Butte	Paradise Senior High	57/61531-00-003	01/12/18	\$ 4,482,717	\$ -	-
William S. Hart Union High	Los Angeles	Placerita Junior High	57/65136-00-010	01/16/18	\$ 1,492,386	\$ -	-
Alhambra Unified	Los Angeles	Repetto Elementary	57/75713-00-028	01/16/18	\$ 2,931,994	\$ -	-
Alhambra Unified	Los Angeles	Monterey Highlands Elementary	57/75713-00-029	01/16/18	\$ 1,706,453	\$ -	-
San Ramon Valley Unified	Contra Costa	Stone Valley Middle	57/61804-00-032	01/17/18	\$ 4,133,251	\$ -	-
Monson-Sultana Joint Union Elementary	Tulare	Monson-Sultana Elementary	57/72009-00-002	01/22/18	\$ 118,375	\$ 78,917	-
Elk Grove Unified	Sacramento	Sierra-Enterprise Elementary	57/67314-00-023	01/24/18	\$ 1,549,084	\$ -	-
Merced City Elementary	Merced	Luther Burbank Elementary	57/65771-00-015	01/25/18	\$ 1,852,259	\$ -	-
Elk Grove Unified	Sacramento	Florin High	57/67314-00-024	01/25/18	\$ 5,258,009	\$ -	-
Irvine Unified	Orange	Irvine High	57/73650-00-025	01/25/18	\$ 3,874,257	\$ -	-
Irvine Unified	Orange	University High	57/73650-00-026	01/25/18	\$ 654,092	\$ -	-
Los Angeles Unified	Los Angeles	George Washington Carver Middle	57/64733-00-640	02/07/18	\$ 4,864,058	\$ -	-
Los Angeles Unified	Los Angeles	Harrison Street Elementary	57/64733-00-641	02/12/18	\$ 1,904,407	\$ -	-
Los Angeles Unified	Los Angeles	First Street Elementary	57/64733-00-642	02/12/18	\$ 2,634,671	\$ -	-
Los Angeles Unified	Los Angeles	Main Street Elementary	57/64733-00-643	02/12/18	\$ 8,234,489	\$ -	-
San Diego Unified	San Diego	University City High	57/68338-00-230	02/13/18	\$ 12,621,539	\$ -	-
Temecula Valley Unified	Riverside	Temecula Middle	57/75192-00-009	02/13/18	\$ 5,317,887	\$ -	-
Atwater Elementary	Merced	Mitchell Intermediate	57/65631-00-007	02/15/18	\$ 5,526,380	\$ -	-
Atwater Elementary	Merced	Bellevue Elementary	57/65631-00-008	02/15/18	\$ 467,043	\$ -	-
Grossmont Union High	San Diego	Granite Hills High	57/68130-00-027	02/15/18	\$ 619,301	\$ -	-
Twin Rivers Unified	Sacramento	Warren A Allison Elementary	57/76505-00-055	02/16/18	\$ 644,619	\$ -	-
Twin Rivers Unified	Sacramento	Westside Elementary	57/76505-00-056	02/16/18	\$ 1,170,571	\$ -	-
Los Angeles Unified	Los Angeles	Nobel Junior Magnet Center	57/64733-00-644	02/20/18	\$ 2,641,139	\$ -	-
Los Angeles Unified	Los Angeles	Wilmington Middle	57/64733-00-645	02/20/18	\$ 1,404,708	\$ -	-
Los Angeles Unified	Los Angeles	Haddon Avenue Elementary	57/64733-00-646	02/20/18	\$ 536,406	\$ -	-
Los Angeles Unified	Los Angeles	Albion Street Elementary	57/64733-00-647	02/20/18	\$ 2,199,699	\$ -	-
Los Angeles Unified	Los Angeles	Edwin Markham Middle	57/64733-00-648	02/20/18	\$ 2,487,925	\$ -	-
Los Angeles Unified	Los Angeles	Florence Nightingale Middle	57/64733-00-007	02/20/18	\$ 2,028,913	\$ -	-
Los Angeles Unified	Los Angeles	Glenn Hammond Curtiss Middle	57/64733-32-023	02/20/18	\$ 930,225	\$ -	-
Los Angeles Unified	Los Angeles	Jordan High School Magnet	57/64733-68-008	02/20/18	\$ 2,284,577	\$ -	-
Twin Rivers Unified	Sacramento	Rio Linda High	57/76505-00-057	02/20/18	\$ 1,687,709	\$ -	-
Kentfield Elementary	Marin	Adaline E Kent Middle	57/65334-00-003	02/26/18	\$ 1,206,043	\$ -	-
Los Angeles Unified	Los Angeles	Robert F Kennedy Elementary	57/64733-00-649	02/27/18	\$ 526,280	\$ -	-
Los Angeles Unified	Los Angeles	Sixty-Eighth Street Elementary	57/64733-00-650	02/27/18	\$ 1,012,789	\$ -	-
Los Angeles Unified	Los Angeles	Ulysses S Grant Senior High	57/64733-00-651	02/27/18	\$ 2,313,254	\$ -	-
Los Angeles Unified	Los Angeles	Bell Senior High	57/64733-00-652	02/27/18	\$ 2,904,452	\$ -	-
San Ramon Valley Unified	Contra Costa	California High	57/61804-00-033	03/01/18	\$ 920,156	\$ -	-
Irvine Unified	Orange	Eastshore Elementary	57/73650-00-027	03/02/18	\$ 694,305	\$ -	-
Irvine Unified	Orange	Springbrook Elementary	57/73650-00-028	03/02/18	\$ 3,097,577	\$ -	-
Irvine Unified	Orange	Westpark Elementary	57/73650-00-029	03/02/18	\$ 3,415,758	\$ -	-
Los Angeles Unified	Los Angeles	Rowan Avenue Elementary	57/64733-00-653	03/07/18	\$ 3,054,459	\$ -	-
Los Angeles Unified	Los Angeles	Kester Avenue Elementary	57/64733-00-654	03/07/18	\$ 837,340	\$ -	-
Los Angeles Unified	Los Angeles	Chandler Elementary School	57/64733-00-655	03/07/18	\$ 552,849	\$ -	-

SFP APPLICATIONS
Modernization School Facilities Program
- Workload as of October 31, 2019 -

District	County	Site Name	Application Number	OPSC Date Received	Estimated State Grant (a)	Financial Hardship (b)	Notification Occurred**
Los Angeles Unified	Los Angeles	Locke High School	57/64733-00-656	03/07/18	\$ 2,788,345	\$ -	
Los Angeles Unified	Los Angeles	Eagle Rock High	57/64733-00-657	03/07/18	\$ 5,881,556	\$ -	
Los Angeles Unified	Los Angeles	Woodrow Wilson Senior High	57/64733-00-658	03/07/18	\$ 3,778,899	\$ -	
Los Angeles Unified	Los Angeles	John F Kennedy High	57/64733-00-659	03/07/18	\$ 1,186,141	\$ -	
Los Angeles Unified	Los Angeles	John Marshall Senior High	57/64733-12-010	03/07/18	\$ 2,007,360	\$ -	
Los Angeles Unified	Los Angeles	Western Avenue Elementary	57/64733-25-011	03/07/18	\$ 3,032,859	\$ -	
Los Angeles Unified	Los Angeles	Gault Street Elementary	57/64733-37-007	03/07/18	\$ 370,632	\$ -	
Los Angeles Unified	Los Angeles	Bonita Street Elementary	57/64733-54-026	03/07/18	\$ 572,611	\$ -	
South San Francisco Unified	San Mateo	Monte Verde Elementary	57/69070-00-016	03/09/18	\$ 983,845	\$ -	
Delano Union Elementary	Kern	Del Vista Elementary	57/63404-00-003	03/13/18	\$ 3,013,353	\$ 2,008,902	
Dinuba Unified	Tulare	Roosevelt Elementary	57/75531-00-011	03/13/18	\$ 1,548,789	\$ 1,032,526	
Los Angeles Unified	Los Angeles	McKinley Avenue Elementary	57/64733-00-660	03/14/18	\$ 348,676	\$ -	
Los Angeles Unified	Los Angeles	Taft (William Howard) High	57/64733-00-661	03/14/18	\$ 721,067	\$ -	
Los Angeles Unified	Los Angeles	Benjamin Franklin Senior High	57/64733-00-662	03/14/18	\$ 797,799	\$ -	
Los Angeles Unified	Los Angeles	Hollywood Senior High	57/64733-00-663	03/14/18	\$ 6,482,058	\$ -	
Los Angeles Unified	Los Angeles	Reseda Elementary	57/64733-00-664	03/14/18	\$ 1,482,368	\$ -	
Los Angeles Unified	Los Angeles	James Monroe High	57/64733-00-665	03/14/18	\$ 2,292,973	\$ -	
Los Angeles Unified	Los Angeles	South Gate Middle	57/64733-16-012	03/14/18	\$ 1,154,193	\$ -	
Los Angeles Unified	Los Angeles	Van Nuys Senior High	57/64733-27-010	03/14/18	\$ 6,339,910	\$ -	
Los Angeles Unified	Los Angeles	Grover Cleveland High	57/64733-41-007	03/14/18	\$ 4,262,185	\$ -	
Los Angeles Unified	Los Angeles	Pacific Boulevard	57/64733-74-002	03/14/18	\$ 747,956	\$ -	
Gerber Union Elementary	Tehama	Gerber Elementary	57/71548-00-002	03/15/18	\$ 116,939	\$ 77,959	
Twin Rivers Unified	Sacramento	Madison Elementary	57/76505-00-058	03/15/18	\$ 1,189,769	\$ -	
Temecula Valley Unified	Riverside	Paloma Elementary	57/75192-00-010	03/20/18	\$ 1,520,714	\$ -	
Temecula Valley Unified	Riverside	Red Hawk Elementary	57/75192-00-011	03/20/18	\$ 2,813,360	\$ -	
Temecula Valley Unified	Riverside	Pauba Valley Elementary	57/75192-00-012	03/20/18	\$ 1,520,714	\$ -	
Long Beach Unified	Los Angeles	Roosevelt Elementary	57/64725-05-001	03/21/18	\$ 6,227,165	\$ -	
Los Angeles Unified	Los Angeles	Belmont Senior High	57/64733-00-666	03/21/18	\$ 2,606,931	\$ -	
Los Angeles Unified	Los Angeles	Balboa Gifted/High Ability Magnet Elementary	57/64733-00-667	03/21/18	\$ 784,830	\$ -	
Los Angeles Unified	Los Angeles	Millikan Middle	57/64733-00-668	03/21/18	\$ 956,714	\$ -	
Los Angeles Unified	Los Angeles	Lull Special Education	57/64733-00-669	03/21/18	\$ 696,153	\$ -	
Los Angeles Unified	Los Angeles	52nd Street Elementary	57/64733-00-670	03/21/18	\$ 2,152,602	\$ -	
Mother Lode Union Elementary	El Dorado	Indian Creek Elementary	57/61929-00-005	03/22/18	\$ 2,336,628	\$ -	
Waugh Elementary	Sonoma	Meadow Elementary	57/70995-00-001	03/22/18	\$ 1,033,178	\$ -	
Benicia Unified	Solano	Joe Henderson Elementary	57/70524-00-010	03/23/18	\$ 724,721	\$ -	
Benicia Unified	Solano	Benicia Middle	57/70524-00-011	03/26/18	\$ 830,584	\$ -	
Benicia Unified	Solano	Matthew Turner Elementary	57/70524-00-012	03/26/18	\$ 787,575	\$ -	
Los Angeles Unified	Los Angeles	El Camino Real High	57/64733-44-006	03/28/18	\$ 1,071,828	\$ -	
Livingston Union	Merced	Campus Park Elementary	57/65748-00-003	03/28/18	\$ 1,398,819	\$ -	
Livingston Union	Merced	Selma Herndon Elementary	57/65748-00-004	03/28/18	\$ 1,233,166	\$ -	
Livingston Union	Merced	Yamato Colony Elementary	57/65748-00-005	03/28/18	\$ 2,686,921	\$ -	
Cutler-Orosi Joint Unified	Tulare	Palm Elementary	57/71860-00-010	03/28/18	\$ 1,020,048	\$ -	
Cutler-Orosi Joint Unified	Tulare	Golden Valley Elementary	57/71860-00-011	03/28/18	\$ 3,172,443	\$ -	
Cutler-Orosi Joint Unified	Tulare	El Monte Middle	57/71860-00-012	03/28/18	\$ 1,744,081	\$ -	
Dublin Unified	Alameda	Dublin High	57/75093-00-010	03/28/18	\$ 9,246,629	\$ -	
Temple City Unified	Los Angeles	Longden Elementary	57/65052-00-012	03/30/18	\$ 4,207,743	\$ -	
Alvord Unified	Riverside	Valley View Elementary	57/66977-00-019	03/30/18	\$ 1,134,030	\$ -	
Santa Ynez Valley Union High	Santa Barbara	Santa Ynez Valley Union High	57/69328-00-002	03/30/18	\$ 9,690,985	\$ -	
Delano Union Elementary	Kern	Albany Park Elementary	57/63404-00-004	04/02/18	\$ 2,143,037	\$ 1,428,691	
Delano Union Elementary	Kern	Nueva Vista Language Academy	57/63404-00-005	04/02/18	\$ 2,479,934	\$ 1,653,289	
Standard Elementary	Kern	Standard Middle	57/63792-00-002	04/02/18	\$ 6,160,251	\$ -	
Buckeye Union Elementary	El Dorado	Blue Oak Elementary	57/61838-00-008	04/03/18	\$ 2,975,476	\$ -	
Los Angeles Unified	Los Angeles	Venice Senior High	57/64733-00-671	04/04/18	\$ 7,404,266	\$ -	
Los Angeles Unified	Los Angeles	San Fernando Middle	57/64733-28-016	04/04/18	\$ 2,280,771	\$ -	
Benicia Unified	Solano	Mary Farmar Elementary	57/70524-00-013	04/05/18	\$ 728,292	\$ -	
Benicia Unified	Solano	Robert Semple Elementary	57/70524-00-014	04/05/18	\$ 728,292	\$ -	
Los Angeles Unified	Los Angeles	Los Angeles Center for Enriched Studies	57/64733-00-672	04/11/18	\$ 3,988,704	\$ -	
San Bernardino City Unified	San Bernardino	San Andreas High	57/67876-00-107	04/11/18	\$ 646,695	\$ -	
Irvine Unified	Orange	Rancho San Joaquin Middle	57/73650-00-030	04/11/18	\$ 543,617	\$ -	
Mujroc Joint Unified	Kern	Bailey Avenue Elementary	57/63685-00-009	04/12/18	\$ 3,160,473	\$ 2,106,982	
Coalinga-Huron Unified	Fresno	Huron Elementary	57/62125-00-008	04/13/18	\$ 3,663,751	\$ -	
Davis Joint Unified	Yolo	Davis Senior High	57/72678-00-014	04/13/18	\$ 1,399,278	\$ -	

SFP APPLICATIONS
Modernization School Facilities Program
- Workload as of October 31, 2019 -

District	County	Site Name	Application Number	OPSC Date Received	Estimated State Grant (a)	Financial Hardship (b)	Notification Occurred**
Benicia Unified	Solano	Benicia High	57/70524-00-015	04/16/18	\$ 3,765,446	\$ -	-
Fullerton Joint Union High	Orange	Sunny Hills High	57/66514-00-019	04/17/18	\$ 98,846	\$ -	-
Fullerton Joint Union High	Orange	Troy High	57/66514-00-020	04/17/18	\$ 1,713,218	\$ -	-
Los Angeles Unified	Los Angeles	Chatsworth High	57/64733-00-673	04/18/18	\$ 4,929,033	\$ -	-
Los Angeles Unified	Los Angeles	Lorena Street Elementary	57/64733-00-674	04/18/18	\$ 1,037,103	\$ -	-
Los Angeles Unified	Los Angeles	Banning (Phineas) Senior High	57/64733-32-024	04/18/18	\$ 1,041,187	\$ -	-
Clay Joint Elementary	Fresno	Clay Elementary	57/62109-00-003	04/19/18	\$ 772,104	\$ -	-
Elk Grove Unified	Sacramento	Elk Grove Elementary	57/67314-00-025	04/23/18	\$ 1,016,091	\$ -	-
Tahoe-Truckee Unified	Placer	Glenshire Elementary	57/66944-00-014	04/24/18	\$ 837,536	\$ -	-
Sacramento City Unified	Sacramento	C K McClatchy High	57/67439-00-076	04/24/18	\$ 2,545,153	\$ -	-
South San Francisco Unified	San Mateo	South San Francisco High	57/69070-00-017	04/24/18	\$ 746,113	\$ -	-
Cupertino Union	Santa Clara	Cupertino Middle	57/69419-00-026	04/24/18	\$ 3,096,480	\$ -	-
Cupertino Union	Santa Clara	Manuel De Vargas Elementary	57/69419-00-027	04/24/18	\$ 632,641	\$ -	-
Cupertino Union	Santa Clara	Montclair Elementary	57/69419-00-028	04/24/18	\$ 647,975	\$ -	-
Golden Plains Unified	Fresno	Tranquillity High	57/75234-00-005	04/24/18	\$ 1,386,105	\$ -	-
Los Angeles Unified	Los Angeles	Verdugo Hills Senior High	57/64733-00-675	04/25/18	\$ 2,416,917	\$ -	-
Los Angeles Unified	Los Angeles	Gridley Street Elementary	57/64733-00-676	04/25/18	\$ 1,095,306	\$ -	-
Los Angeles Unified	Los Angeles	Sylmar Senior High	57/64733-00-677	04/25/18	\$ 866,850	\$ -	-
Los Angeles Unified	Los Angeles	Taft (William Howard) Senior High	57/64733-00-678	04/25/18	\$ 1,124,582	\$ -	-
Los Angeles Unified	Los Angeles	Reseda Elementary	57/64733-00-679	04/25/18	\$ 685,352	\$ -	-
Los Angeles Unified	Los Angeles	Coldwater Canyon Elementary	57/64733-00-680	04/25/18	\$ 3,245,312	\$ -	-
Los Angeles Unified	Los Angeles	Thomas Jefferson Senior High	57/64733-13-010	04/25/18	\$ 1,883,555	\$ -	-
Los Angeles Unified	Los Angeles	Carson Senior High	57/64733-54-027	04/25/18	\$ 6,125,746	\$ -	-
Lakeport Unified	Lake	Clear Lake High	57/64030-00-008	04/26/18	\$ 784,683	\$ -	-
Black Butte Union Elementary	Shasta	Black Butte Elementary	57/69880-00-003	05/01/18	\$ 796,401	\$ -	-
Los Angeles Unified	Los Angeles	Annalee Avenue Elementary	57/64733-00-681	05/02/18	\$ 668,195	\$ -	-
Los Angeles Unified	Los Angeles	Alexander Hamilton Senior High	57/64733-00-682	05/02/18	\$ 1,207,579	\$ -	-
Los Angeles Unified	Los Angeles	Walter Reed Middle	57/64733-00-683	05/02/18	\$ 1,630,748	\$ -	-
Los Angeles Unified	Los Angeles	Downtown Business High	57/64733-00-684	05/02/18	\$ 5,096,247	\$ -	-
Los Angeles Unified	Los Angeles	Joseph Le Conte Middle	57/64733-00-685	05/02/18	\$ 609,079	\$ -	-
Las Virgenes Unified	Los Angeles	Lupin Hill Elementary	57/64683-00-010	05/03/18	\$ 907,224	\$ -	-
Centinela Valley Union High	Los Angeles	Lawndale High	57/64352-00-007	05/04/18	\$ 1,666,540	\$ -	-
Golden Plains Unified	Fresno	Helm Elementary	57/75234-00-006	05/04/18	\$ 273,216	\$ -	-
South San Francisco Unified	San Mateo	Spruce Elementary	57/69070-00-018	05/07/18	\$ 963,293	\$ -	-
South San Francisco Unified	San Mateo	Ponderosa Elementary	57/69070-00-019	05/07/18	\$ 667,709	\$ -	-
Cupertino Union	Santa Clara	Nelson S Dilworth Elementary	57/69419-00-029	05/07/18	\$ 510,003	\$ -	-
Soquel Union Elementary	Santa Cruz	Soquel Elementary	57/69849-00-006	05/07/18	\$ 227,584	\$ -	-
Soquel Union Elementary	Santa Cruz	Santa Cruz Gardens Elementary	57/69849-00-007	05/07/18	\$ 45,993	\$ -	-
Soquel Union Elementary	Santa Cruz	Main Street Elementary	57/69849-00-008	05/07/18	\$ 484,424	\$ -	-
Kelseyville Unified	Lake	Kelseyville High	57/64014-00-002	05/08/18	\$ 3,235,923	\$ -	-
Visalia Unified	Tulare	Goshen Elementary	57/72256-00-023	05/08/18	\$ 1,637,692	\$ -	-
Visalia Unified	Tulare	Mt Whitney High	57/72256-00-024	05/08/18	\$ 1,606,243	\$ -	-
Visalia Unified	Tulare	Redwood High	57/72256-00-025	05/08/18	\$ 673,562	\$ -	-
Visalia Unified	Tulare	Royal Oaks Elementary	57/72256-00-026	05/08/18	\$ 859,384	\$ -	-
Norwalk-La Mirada Unified	Los Angeles	Julia B Morrison Elementary	57/64840-00-030	05/10/18	\$ 178,787	\$ -	-
Oxnard	Ventura	Harrington Elementary	57/72538-00-027	05/10/18	\$ 584,890	\$ -	-
Irvine Unified	Orange	Brywood Elementary	57/73650-00-031	05/10/18	\$ 2,870,668	\$ -	-
Hollister	San Benito	Rancho San Justo	57/67470-00-003	05/11/18	\$ 1,567,920	\$ -	-
Willows Unified	Glenn	Willows High	57/62661-00-005	05/15/18	\$ 2,842,688	\$ -	-
Los Angeles Unified	Los Angeles	Logan Street Elementary	57/64733-00-686	05/15/18	\$ 656,134	\$ -	-
Los Angeles Unified	Los Angeles	Humphreys Avenue Elementary	57/64733-00-687	05/15/18	\$ 6,897,346	\$ -	-
Los Angeles Unified	Los Angeles	Audubon Middle	57/64733-00-688	05/15/18	\$ 3,835,933	\$ -	-
Los Angeles Unified	Los Angeles	Francisco Bravo Medical Magnet High	57/64733-00-689	05/15/18	\$ 1,895,608	\$ -	-
Los Angeles Unified	Los Angeles	Loyola Village Elementary	57/64733-00-690	05/15/18	\$ 561,038	\$ -	-
Los Angeles Unified	Los Angeles	Theodore Roosevelt Senior High	57/64733-05-018	05/15/18	\$ 2,530,954	\$ -	-
Barstow Unified	San Bernardino	Skyline North Elementary	57/67611-00-002	05/16/18	\$ 2,775,233	\$ -	-
Twin Rivers Unified	Sacramento	Pacific Career and Technology High	57/76505-00-059	05/16/18	\$ 2,455,163	\$ -	-
Twin Rivers Unified	Sacramento	Hazel Strauch Elementary	57/76505-00-060	05/16/18	\$ 1,475,739	\$ -	-
Twin Rivers Unified	Sacramento	Sierra View Elementary	57/76505-00-061	05/16/18	\$ 662,000	\$ -	-
Twin Rivers Unified	Sacramento	Pioneer Elementary	57/76505-00-062	05/16/18	\$ 1,116,763	\$ -	-
Twin Rivers Unified	Sacramento	Kohler Elementary	57/76505-00-063	05/16/18	\$ 540,891	\$ -	-
Coalinga-Huron Unified	Fresno	Sunset Elementary	57/62125-00-009	05/17/18	\$ 1,901,985	\$ -	-

SFP APPLICATIONS
Modernization School Facilities Program
- Workload as of October 31, 2019 -

District	County	Site Name	Application Number	OPSC Date Received	Estimated State Grant (a)	Financial Hardship (b)	Notification Occurred**
Coalinga-Huron Unified	Fresno	Henry F Bishop Elementary	57/62125-00-010	05/17/18	\$ 654,137	\$ -	
Hollister	San Benito	Gabilan Hills	57/67470-00-004	05/17/18	\$ 896,187	\$ -	
Gravenstein Union Elementary	Sonoma	Gravenstein Elementary	57/70714-00-003	05/17/18	\$ 2,144,261	\$ -	
Wasco Union Elementary	Kern	Palm Avenue Elementary	57/63842-00-004	05/21/18	\$ 949,748	\$ 633,165	
Elk Grove Unified	Sacramento	Union House Elementary	57/67314-00-026	05/21/18	\$ 1,603,056	\$ -	
Tustin Unified	Orange	Robert Heideman Elementary	57/73643-00-022	05/21/18	\$ 2,913,416	\$ -	
Konocti Unified	Lake	Konocti Education Center	57/64022-00-012	05/22/18	\$ 872,113	\$ -	
Los Angeles Unified	Los Angeles	Charles Maclay Middle	57/64733-00-691	05/22/18	\$ 2,688,503	\$ -	
Los Angeles Unified	Los Angeles	Forty-Ninth Street Elementary	57/64733-00-692	05/22/18	\$ 551,314	\$ -	
Los Angeles Unified	Los Angeles	Apperson Street Elementary	57/64733-00-693	05/22/18	\$ 838,001	\$ -	
Los Angeles Unified	Los Angeles	Los Angeles High	57/64733-00-694	05/22/18	\$ 3,975,731	\$ -	
Los Angeles Unified	Los Angeles	Garden Grove Elementary	57/64733-00-695	05/22/18	\$ 711,536	\$ -	
Round Valley Unified	Mendocino	Round Valley High	57/65607-00-001	05/22/18	\$ 1,003,579	\$ -	
Round Valley Unified	Mendocino	Round Valley Elementary	57/65607-00-002	05/22/18	\$ 1,554,144	\$ -	
Jurupa Unified	Riverside	Glen Avon Elementary	57/67090-00-015	05/22/18	\$ 3,271,033	\$ -	
Grossmont Union High	San Diego	Valhalla High	57/68130-12-001	05/22/18	\$ 424,477	\$ -	
San Dieguito Union High	San Diego	Torrey Pines High	57/68346-00-007	05/22/18	\$ 13,663,077	\$ -	
Morgan Hill Unified	Santa Clara	Paradise Valley Engineering Academy	57/69583-00-012	05/22/18	\$ 2,318,970	\$ -	
Morgan Hill Unified	Santa Clara	Paradise Valley Engineering Academy	57/69583-00-013	05/22/18	\$ 614,091	\$ -	
Oxnard	Ventura	Lemonwood Elementary	57/72538-00-028	05/24/18	\$ 818,846	\$ -	
Elk Grove Unified	Sacramento	John Reith Elementary	57/67314-00-027	05/25/18	\$ 2,635,486	\$ -	
Los Angeles Unified	Los Angeles	Emerson (Ralph Waldo) Junior M	57/64733-00-696	05/29/18	\$ 1,002,746	\$ -	
Los Angeles Unified	Los Angeles	Johnnie Cochran, Jr. Middle	57/64733-00-697	05/29/18	\$ 2,116,017	\$ -	
Los Angeles Unified	Los Angeles	North Hollywood Senior High	57/64733-22-014	05/29/18	\$ 3,567,845	\$ -	
West Covina Unified	Los Angeles	West Covina High	57/65094-00-014	05/30/18	\$ 4,443,279	\$ -	
San Juan Unified	Sacramento	Fair Oaks Elementary	57/67447-00-063	05/30/18	\$ 1,347,587	\$ -	
Hollister	San Benito	R O Hardin Elementary	57/67470-00-005	05/30/18	\$ 4,306,262	\$ -	
Atascadero Unified	San Luis Obispo	Santa Margarita Elementary	57/68700-00-007	05/30/18	\$ 2,043,520	\$ -	
Santa Ana Unified	Orange	Washington Elementary	57/66670-00-053	05/31/18	\$ 4,236,001	\$ -	
Cambrian	Santa Clara	Ida Price Middle	57/69385-00-014	06/04/18	\$ 2,259,551	\$ -	
Cambrian	Santa Clara	Steindorf STEAM K-8 Magnet	57/69385-00-015	06/04/18	\$ 2,739,367	\$ -	
Cambrian	Santa Clara	Bagby Elementary	57/69385-00-016	06/04/18	\$ 410,783	\$ -	
Cambrian	Santa Clara	Farnham Elementary	57/69385-00-017	06/04/18	\$ 874,369	\$ -	
Cambrian	Santa Clara	Fammatre Elementary	57/69385-00-018	06/04/18	\$ 884,080	\$ -	
Dublin Unified	Alameda	Murray Elementary	57/75093-00-011	06/05/18	\$ 2,238,407	\$ -	
Clovis Unified	Fresno	Lincoln Elementary	57/62117-00-057	06/06/18	\$ 616,620	\$ -	
Dublin Unified	Alameda	Wells Middle	57/75093-00-012	06/06/18	\$ 1,048,020	\$ -	
Dublin Unified	Alameda	Wells Middle	57/75093-00-013	06/06/18	\$ 1,870,401	\$ -	
Dublin Unified	Alameda	Dublin Elementary	57/75093-00-014	06/06/18	\$ 2,924,401	\$ -	
Galt Joint Union High	Sacramento	Galt High	57/67355-00-002	06/08/18	\$ 4,162,983	\$ -	
San Bernardino City Unified	San Bernardino	San Bernardino High	57/67876-00-108	06/12/18	\$ 2,511,541	\$ -	
Los Angeles Unified	Los Angeles	Cienega Elementary	57/64733-00-698	06/13/18	\$ 1,370,920	\$ -	
Los Angeles Unified	Los Angeles	Canoga Park Senior High	57/64733-00-699	06/13/18	\$ 4,964,944	\$ -	
Los Angeles Unified	Los Angeles	Harrison Street Elementary	57/64733-00-700	06/13/18	\$ 1,024,516	\$ -	
Riverdale Joint Unified	Fresno	Riverdale Elementary	57/75408-00-006	06/14/18	\$ 690,356	\$ -	
Tracy Joint Unified	San Joaquin	Central Elementary	57/75499-00-012	06/14/18	\$ 2,987,345	\$ -	
Solana Beach Elementary	San Diego	Solana Highlands Elementary	57/68387-00-003	06/15/18	\$ 2,573,516	\$ -	
Barstow Unified	San Bernardino	Barstow Fine Arts Academy (formerly Barstow Intermediate)	57/67611-00-003	06/18/18	\$ 4,053,288	\$ -	
Pleasant View Elementary	Tulare	Pleasant View Elementary	57/72058-00-002	06/18/18	\$ 1,278,676	\$ 852,451	
Twin Rivers Unified	Sacramento	Harmon Johnson Elementary	57/76505-00-064	06/19/18	\$ 4,102,973	\$ -	
Centralia Elementary	Orange	George B Miller Elementary	57/66472-00-011	06/22/18	\$ 332,218	\$ -	
Centralia Elementary	Orange	Raymond Temple Elementary	57/66472-00-012	06/22/18	\$ 687,831	\$ -	
Grossmont Union High	San Diego	El Cajon Valley High	57/68130-00-028	06/22/18	\$ 3,143,831	\$ -	
Sweetwater Union High	San Diego	Bonita Vista Middle	57/68411-00-049	06/25/18	\$ 1,419,295	\$ -	
San Marcos Unified	San Diego	La Costa Meadows Elementary	57/73791-00-008	06/25/18	\$ 4,494,708	\$ -	
Colton Joint Unified	San Bernardino	Michael D'Arcy Elementary	57/67686-00-025	06/26/18	\$ 607,820	\$ -	
San Ramon Valley Unified	Contra Costa	California High	57/61804-00-034	06/28/18	\$ 3,194,794	\$ -	
Clovis Unified	Fresno	Alta Sierra Intermediate	57/62117-00-058	06/28/18	\$ 4,357,733	\$ -	
Santa Ana Unified	Orange	Garfield Elementary	57/66670-00-054	06/28/18	\$ 3,245,002	\$ -	
Grossmont Union High	San Diego	West Hills High	57/68130-00-029	06/28/18	\$ 6,613,614	\$ -	
Rescue Union Elementary	El Dorado	Lake Forest Elementary	57/61978-00-004	06/29/18	\$ 1,988,626	\$ -	
Western Placer Unified	Placer	Glen Edwards Middle	57/66951-00-003	06/29/18	\$ 5,187,814	\$ -	

SFP APPLICATIONS
Modernization School Facilities Program
- Workload as of October 31, 2019 -

District	County	Site Name	Application Number	OPSC Date Received	Estimated State Grant (a)	Financial Hardship (b)	Notification Occurred**
Wright Elementary	Sonoma	J X Wilson Elementary	57/71035-00-003	07/03/18	\$ 290,190	\$ -	-
Hydesville Elementary	Humboldt	Hydesville Elementary	57/62885-00-002	07/06/18	\$ 259,295	\$ -	-
Elk Grove Unified	Sacramento	Samuel Jackman Middle	57/67314-00-028	07/09/18	\$ 3,294,373	\$ -	-
Elk Grove Unified	Sacramento	Eddy Middle School	57/67314-00-029	07/09/18	\$ 4,124,718	\$ -	-
Elk Grove Unified	Sacramento	David Reese Elementary	57/67314-00-030	07/09/18	\$ 1,585,986	\$ -	-
Elk Grove Unified	Sacramento	Jackson Elementary	57/67314-00-031	07/09/18	\$ 1,792,428	\$ -	-
Elk Grove Unified	Sacramento	Florin Elementary	57/67314-00-032	07/10/18	\$ 2,821,509	\$ -	-
Los Angeles Unified	Los Angeles	Dodson Middle School	57/64733-20-020	07/11/18	\$ 2,394,270	\$ -	-
Muroc Joint Unified	Kern	Boron Junior-Senior High	57/63685-00-010	07/12/18	\$ 3,108,287	\$ -	-
Del Norte County Unified	Del Norte	Joe Hamilton Elementary	57/61820-00-007	07/13/18	\$ 500,295	\$ -	-
Golden Plains Unified	Fresno	San Joaquin Elementary	57/75234-00-007	07/13/18	\$ 3,776,997	\$ -	-
Imperial County Office of Education	Imperial	De Anza 9th Grade Academy	57/10132-00-002	07/16/18	\$ 319,723	\$ 213,149	-
Elk Grove Unified	Sacramento	Florin High	57/67314-00-033	07/16/18	\$ 6,021,182	\$ -	-
Solana Beach Elementary	San Diego	Skyline Elementary	57/68387-00-004	07/17/18	\$ 591,537	\$ -	-
Firebaugh-Las Deltas Unified	Fresno	Firebaugh Middle	57/73809-00-006	07/17/18	\$ 513,079	\$ -	-
Norwalk-La Mirada Unified	Los Angeles	Los Alisos Middle	57/64840-00-031	07/18/18	\$ 1,508,943	\$ -	-
Fountain Valley Elementary	Orange	Masuda (Kazuo) Middle	57/66498-00-012	07/19/18	\$ 2,829,122	\$ -	-
La Honda-Pescadero Unified	San Mateo	La Honda Elementary	57/68940-00-001	07/19/18	\$ 769,626	\$ -	-
Sequoia Union High	San Mateo	Sequoia High	57/69062-00-038	07/19/18	\$ 2,850,756	\$ -	-
Franklin-McKinley Elementary	Santa Clara	Windmill Springs Elementary	57/69450-00-011	07/19/18	\$ 2,646,603	\$ -	-
Franklin-McKinley Elementary	Santa Clara	Windmill Springs Elementary	57/69450-00-012	07/19/18	\$ 577,483	\$ -	-
Torrance Unified	Los Angeles	Edward J Richardson Middle	57/65060-00-046	07/20/18	\$ 855,104	\$ -	-
Ocean View Elementary	Orange	Westmont Elementary	57/66613-00-023	07/20/18	\$ 148,414	\$ -	-
William S. Hart Union High	Los Angeles	Sierra Vista Junior High	57/65136-00-011	07/24/18	\$ 121,354	\$ -	-
Fullerton Joint Union High	Orange	La Habra High	57/66514-00-021	07/24/18	\$ 964,915	\$ -	-
Atascadero Unified	San Luis Obispo	Atascadero High	57/68700-00-008	07/24/18	\$ 1,343,650	\$ -	-
Fairfield-Suisun Unified	Solano	Fairview Elementary	57/70540-00-018	07/24/18	\$ 2,802,793	\$ -	-
Fairfield-Suisun Unified	Solano	Grange Middle	57/70540-00-019	07/24/18	\$ 1,245,177	\$ -	-
Dublin Unified	Alameda	Dublin Elementary	57/75093-00-015	07/24/18	\$ 1,034,478	\$ -	-
Norwalk-La Mirada Unified	Los Angeles	Arlie F Hutchinson Middle	57/64840-00-032	07/26/18	\$ 790,339	\$ -	-
Norwalk-La Mirada Unified	Los Angeles	Gardenhill Elementary	57/64840-00-033	07/26/18	\$ 197,889	\$ -	-
Garden Grove Unified	Orange	Merton E Hill Elementary	57/66522-00-087	07/26/18	\$ 228,917	\$ -	-
Garden Grove Unified	Orange	C C Violette Elementary	57/66522-00-088	07/26/18	\$ 697,426	\$ -	-
Garden Grove Unified	Orange	Heritage Elementary	57/66522-00-089	07/26/18	\$ 794,110	\$ -	-
Oxnard Elementary	Ventura	Elm Street Elementary	57/72538-00-029	07/27/18	\$ 404,879	\$ -	-
Oxnard Elementary	Ventura	McKinna Elementary	57/72538-00-030	07/27/18	\$ 467,912	\$ -	-
Healdsburg Unified	Sonoma	Healdsburg Junior High	57/75390-00-003	07/30/18	\$ 2,573,598	\$ -	-
Healdsburg Unified	Sonoma	Healdsburg High	57/75390-00-004	07/30/18	\$ 5,546,148	\$ -	-
Barstow Unified	San Bernardino	Barstow Junior High	57/67611-00-004	07/31/18	\$ 5,061,294	\$ -	-
Natomas Unified	Sacramento	Jefferson Elementary	57/75283-00-005	07/31/18	\$ 2,663,525	\$ -	-
Los Angeles Unified	Los Angeles	Walnut Park Elementary	57/64733-00-701	08/01/18	\$ 454,404	\$ -	-
Los Angeles Unified	Los Angeles	Fairfax Senior High	57/64733-00-702	08/01/18	\$ 1,160,178	\$ -	-
Anaheim Union High	Orange	John F Kennedy High	57/66431-00-018	08/02/18	\$ 1,533,622	\$ -	-
Anaheim Union High	Orange	John F Kennedy High	57/66431-00-019	08/02/18	\$ 1,942,357	\$ -	-
Exeter Unified	Tulare	Wilson Middle	57/76836-00-001	08/02/18	\$ 988,148	\$ -	-
Konocti Unified	Lake	Lower Lake Elementary	57/64022-00-013	08/06/18	\$ 2,618,613	\$ -	-
Pomona Unified	Los Angeles	Alcott Elementary	57/64907-00-032	08/06/18	\$ 583,195	\$ -	-
Pomona Unified	Los Angeles	Washington Elementary	57/64907-00-033	08/07/18	\$ 1,677,895	\$ -	-
Newcastle Elementary	Placer	Newcastle Elementary	57/66852-00-002	08/07/18	\$ 756,513	\$ 504,342	-
Los Nietos Elementary	Los Angeles	Los Nietos Middle	57/64758-00-005	08/08/18	\$ 4,492,891	\$ -	-
Whittier City Elementary	Los Angeles	Walter F Dexter Middle	57/65110-00-014	08/08/18	\$ 4,321,829	\$ -	-
Saddleback Valley Unified	Orange	Portola Hills Elementary	57/73635-00-040	08/08/18	\$ 4,443,161	\$ -	-
Berkeley Unified	Alameda	John Muir Elementary	57/61143-00-018	08/09/18	\$ 2,594,312	\$ -	-
Chico Unified	Butte	Neal Dow Elementary	57/61424-00-006	08/10/18	\$ 2,038,050	\$ -	-
Chico Unified	Butte	Marigold Elementary	57/61424-00-007	08/10/18	\$ 2,585,715	\$ -	-
Chico Unified	Butte	Loma Vista	57/61424-00-008	08/10/18	\$ 246,682	\$ -	-
Chico Unified	Butte	Shasta Elementary	57/61424-00-009	08/10/18	\$ 2,133,364	\$ -	-
San Antonio Union Elementary	Monterey	San Antonio Elementary	57/66167-00-002	08/13/18	\$ 196,390	\$ -	-
Fruitvale Elementary	Kern	Discovery Elementary	57/63479-00-003	08/14/18	\$ 3,053,627	\$ -	-
Fruitvale Elementary	Kern	Quailwood Elementary	57/63479-00-004	08/14/18	\$ 98,944	\$ -	-
Fruitvale Elementary	Kern	Fruitvale Junior High	57/63479-00-005	08/14/18	\$ 944,020	\$ -	-
Roberts Ferry Union Elementary	Stanislaus	Roberts Ferry Union Elementary	57/71233-00-002	08/15/18	\$ 53,085	\$ 35,390	-

SFP APPLICATIONS
Modernization School Facilities Program
- Workload as of October 31, 2019 -

District	County	Site Name	Application Number	OPSC Date Received	Estimated State Grant (a)	Financial Hardship (b)	Notification Occurred**
Los Angeles Unified	Los Angeles	Widney (Joseph Pomeroy) High	58/64733-00-004*	08/15/18	\$ 464,881	\$ -	
Willows Unified	Glenn	Willows Intermediate	57/62661-00-006	08/17/18	\$ 587,603	\$ -	
Willows Unified	Glenn	Murdock Elementary	57/62661-00-007	08/17/18	\$ 2,003,968	\$ -	
Santa Ana Unified	Orange	George Washington Carver Elementary	57/66670-00-055	08/17/18	\$ 2,972,873	\$ -	
Irvine Unified	Orange	Canyon View Elementary	57/73650-00-032	08/17/18	\$ 1,671,074	\$ -	
Hughson Unified	Stanislaus	Emilie J Ross Middle	57/75549-00-004	08/17/18	\$ 422,593	\$ -	
Hughson Unified	Stanislaus	Hughson Elementary	57/75549-00-005	08/17/18	\$ 1,813,478	\$ -	
Central Union Elementary	Kings	Akers Elementary	57/63883-00-001	08/22/18	\$ 3,604,760	\$ 2,403,173	
Central Union Elementary	Kings	R J Neutra Elementary	57/63883-00-002	08/22/18	\$ 334,924	\$ 223,283	
Central Union Elementary	Kings	Central Elementary	57/63883-00-003	08/22/18	\$ 210,870	\$ 140,580	
Central Union Elementary	Kings	Stratford Elementary	57/63883-00-004	08/22/18	\$ 204,582	\$ 136,388	
San Dieguito Union High	San Diego	San Dieguito High Academy	57/68346-00-008	08/23/18	\$ 5,284,508	\$ -	
Ballico-Cressey Elementary	Merced	Ballico Elementary	57/65649-00-001	08/24/18	\$ 1,457,146	\$ 971,431	
Ballico-Cressey Elementary	Merced	Cressey Elementary	57/65649-00-002	08/24/18	\$ 796,291	\$ 530,861	
Huntington Beach City Elementary	Orange	Ralph E Hawes Elementary	57/66530-00-019	08/24/18	\$ 878,806	\$ -	
Tahoe-Truckee Unified	Placer	Kings Beach Elementary	57/66944-00-015	08/29/18	\$ 1,334,568	\$ -	
Irvine Unified	Orange	Meadow Park Elementary	57/73650-00-033	08/29/18	\$ 2,526,142	\$ -	
Lake Elementary	Glenn	Lake Elementary	57/62596-00-002	08/30/18	\$ 199,611	\$ 133,074	
Rescue Union Elementary	El Dorado	Marina Village Middle	57/61978-00-005	08/31/18	\$ 3,517,807	\$ -	
Nevada Joint Union High	Nevada	Bear River High	57/66357-00-011	08/31/18	\$ 1,701,785	\$ -	
Nevada Joint Union High	Nevada	Nevada Union High	57/66357-00-012	08/31/18	\$ 2,688,984	\$ -	
Galt Joint Union High	Sacramento	Galt High	57/67355-00-003	09/04/18	\$ 6,409,302	\$ -	
Golden Plains Unified	Fresno	Tranquillity Elementary	57/75234-00-008	09/04/18	\$ 292,319	\$ -	
Anaheim Union High	Orange	Dale Junior High	57/66431-00-020	09/05/18	\$ 2,140,488	\$ -	
Alta Loma Elementary	San Bernardino	Hermosa Elementary	57/67595-00-007	09/05/18	\$ 2,690,494	\$ -	
Alta Loma Elementary	San Bernardino	Deer Canyon Elementary	57/67595-00-008	09/05/18	\$ 2,877,659	\$ -	
Central Union High	Imperial	Southwest High	57/63115-00-004	09/06/18	\$ 1,517,899	\$ -	
Robla Elementary	Sacramento	Main Avenue Elementary	57/67421-00-002	09/06/18	\$ 1,349,608	\$ -	
Campbell Union High	Santa Clara	Branham High	57/69401-00-022	09/06/18	\$ 1,886,758	\$ -	
Jacoby Creek Elementary	Humboldt	Jacoby Creek	57/62893-00-002	09/07/18	\$ 226,432	\$ 150,955	
Twin Rivers Unified	Sacramento	Vineland Elementary	57/76505-00-065	09/07/18	\$ 987,407	\$ -	
Clovis Unified	Fresno	Liberty Elementary	57/62117-00-059	09/10/18	\$ 2,193,297	\$ -	
Ripon Unified	San Joaquin	Colony Oak Elementary	57/68650-00-004	09/10/18	\$ 2,462,491	\$ -	
South San Francisco Unified	San Mateo	Westborough Middle	57/69070-00-020	09/12/18	\$ 304,412	\$ -	
Gilroy Unified	Santa Clara	Gilroy High	57/69484-00-009	09/12/18	\$ 919,980	\$ -	
Anaheim Union High	Orange	Savanna High	57/66431-00-022	09/13/18	\$ 3,673,572	\$ -	
Tahoe-Truckee Unified	Placer	Donner Trail Elementary	57/66944-00-016	09/13/18	\$ 326,254	\$ -	
Berkeley Unified	Alameda	Berkeley High	57/61143-00-019	09/14/18	\$ 17,680,064	\$ -	
Berkeley Unified	Alameda	Jefferson Elementary	57/61143-00-020	09/14/18	\$ 841,012	\$ -	
Burbank Unified	Los Angeles	George Washington Elementary	57/64337-00-021	09/14/18	\$ 565,643	\$ -	
Burbank Unified	Los Angeles	Theodore Roosevelt Elementary	57/64337-00-022	09/14/18	\$ 1,282,669	\$ -	
Castro Valley Unified	Alameda	Canyon Middle	57/61150-00-025	09/17/18	\$ 1,369,317	\$ -	
Colton Joint Unified	San Bernardino	Colton Middle	57/67686-00-026	09/17/18	\$ 2,585,057	\$ -	
Franklin-McKinley Elementary	Santa Clara	G W Hellyer Elementary	57/69450-00-013	09/17/18	\$ 1,394,725	\$ -	
Washington Colony Elementary	Fresno	Washington Colony Elementary	57/62513-00-002	09/18/18	\$ 169,187	\$ 112,791	
Elk Grove Unified	Sacramento	Union House Elementary	57/67314-00-034	09/18/18	\$ 1,338,228	\$ -	
Kings River Union Elementary	Tulare	Kings River Elementary	57/71969-00-002	09/18/18	\$ 192,184	\$ 128,122	
Anaheim Union High	Orange	Oxford Academy	57/66431-00-023	09/19/18	\$ 2,216,299	\$ -	
Twin Rivers Unified	Sacramento	Frederick Joyce Elementary	57/76505-00-066	09/19/18	\$ 3,874,280	\$ -	
Yuba County Office of Education	Yuba	Goldfield School (Sdl)	57/10587-00-003	09/20/18	\$ 367,576	\$ 245,051	
Live Oak Unified	Sutter	Live Oak Middle	57/71399-00-002	09/21/18	\$ 1,003,548	\$ -	
Live Oak Unified	Sutter	Luther Elementary	57/71399-00-003	09/21/18	\$ 610,682	\$ -	
Clear Creek Elementary	Nevada	Clear Creek Elementary	57/66324-00-002	09/24/18	\$ 39,656	\$ 26,437	
Anaheim Elementary	Orange	Marshall (John) Elementary	57/66423-00-032	09/24/18	\$ 8,260,797	\$ -	
Berkeley Unified	Alameda	Willard Middle	57/61143-00-021	09/25/18	\$ 1,854,825	\$ -	
Monroe Elementary	Fresno	Monroe Elementary	57/62323-00-001	09/25/18	\$ 153,017	\$ 102,011	
Lakeport Unified	Lake	Terrace Middle	57/64030-00-009	09/25/18	\$ 1,743,589	\$ -	
Fairfield-Suisun Unified	Solano	Dan O Root Elementary	57/70540-00-020	09/25/18	\$ 3,261,347	\$ -	
Riverside Unified	Riverside	Polytechnic High	57/67215-00-035	09/26/18	\$ 3,692,426	\$ -	
Pomona Unified	Los Angeles	Diamond Point Elementary	57/64907-00-034	09/27/18	\$ 468,070	\$ -	
Pomona Unified	Los Angeles	Montvue Elementary	57/64907-00-035	09/27/18	\$ 472,591	\$ -	
Folsom-Cordova Unified	Sacramento	Oak Chan Elementary	57/67330-21-006	09/28/18	\$ 2,362,326	\$ -	

SFP APPLICATIONS
Modernization School Facilities Program
- Workload as of October 31, 2019 -

District	County	Site Name	Application Number	OPSC Date Received	Estimated State Grant (a)	Financial Hardship (b)	Notification Occurred**
Ripon Unified	San Joaquin	Weston Elementary	57/68650-00-005	09/28/18	\$ 2,288,270	\$ -	-
Roseville Joint Union High	Placer	Oakmont High	57/66928-00-004	10/01/18	\$ 2,152,365	\$ -	-
San Ramon Valley Unified	Contra Costa	Montevideo Elementary	57/61804-00-035	10/02/18	\$ 2,858,942	\$ -	-
Norwalk-La Mirada Unified	Los Angeles	Norwalk High	57/64840-00-034	10/03/18	\$ 1,726,535	\$ -	-
San Ramon Valley Unified	Contra Costa	Green Valley Elementary	57/61804-00-036	10/04/18	\$ 3,312,817	\$ -	-
Grossmont Union High	San Diego	Grossmont High	57/68130-00-030	10/05/18	\$ 3,110,103	\$ -	-
Grossmont Union High	San Diego	Helix High	57/68130-00-031	10/08/18	\$ 3,895,700	\$ -	-
Alameda Unified	Alameda	Edison Elementary	57/61119-00-020	10/09/18	\$ 974,685	\$ -	-
San Ramon Valley Unified	Contra Costa	Golden View Elementary	57/61804-00-037	10/09/18	\$ 3,191,788	\$ -	-
Westside Elementary	Fresno	Westside Elementary	57/62547-00-001	10/09/18	\$ 160,144	\$ 106,763	-
Compton Unified	Los Angeles	Centennial High	57/73437-01-042	10/10/18	\$ 855,992	\$ -	-
Compton Unified	Los Angeles	Dominguez High	57/73437-01-043	10/10/18	\$ 1,833,817	\$ -	-
San Ramon Valley Unified	Contra Costa	Rancho Romero Elementary	57/61804-00-038	10/12/18	\$ 659,074	\$ -	-
Alvina Elementary	Fresno	Alvina Elementary Charter	57/61994-00-001	10/12/18	\$ 125,412	\$ 83,608	-
Grossmont Union High	San Diego	Granite Hills High	57/68130-00-032	10/12/18	\$ 1,031,181	\$ -	-
San Marcos Unified	San Diego	San Marcos Middle	57/73791-00-009	10/15/18	\$ 2,917,239	\$ -	-
Alview-Dairyland Union Elementary	Madera	Alview Elementary	57/65177-00-003	10/16/18	\$ 126,175	\$ 84,116	-
Alview-Dairyland Union Elementary	Madera	Dairyland Elementary	57/65177-00-004	10/16/18	\$ 137,620	\$ 91,747	-
San Diego Unified	San Diego	Logan K-8	57/68338-00-231	10/16/18	\$ 2,655,019	\$ -	-
Nevada Joint Union High	Nevada	Bear River High	57/66357-00-013	10/17/18	\$ 894,488	\$ -	-
Nevada Joint Union High	Nevada	Bear River High	57/66357-00-014	10/17/18	\$ 1,538,138	\$ -	-
Anaheim Union High	Orange	Polaris High (Alternative)	57/66431-00-024	10/17/18	\$ 3,621,798	\$ -	-
Visalia Unified	Tulare	Ivanhoe Elementary	57/72256-00-027	10/17/18	\$ 2,980,599	\$ -	-
Visalia Unified	Tulare	Washington Elementary	57/72256-00-028	10/17/18	\$ 1,855,395	\$ -	-
Visalia Unified	Tulare	Crowley Elementary	57/72256-00-029	10/17/18	\$ 3,280,063	\$ -	-
Contra Costa County Office of Education	Contra Costa	Liberty High	57/10074-00-004	10/18/18	\$ 160,969	\$ 107,312	-
Chicago Park Elementary	Nevada	Chicago Park Elementary	57/66316-00-002	10/18/18	\$ 21,527	\$ 14,351	-
Chicago Park Elementary	Nevada	Chicago Park Community Charter	57/66316-00-003	10/18/18	\$ 42,717	\$ 28,478	-
Rescue Union Elementary	El Dorado	Green Valley Elementary	57/61978-00-006	10/22/18	\$ 2,690,494	\$ -	-
Alta Loma Elementary	San Bernardino	Vineyard Junior High	57/67595-00-009	10/22/18	\$ 3,973,736	\$ -	-
Alta Loma Elementary	San Bernardino	Victoria Groves Elementary	57/67595-00-010	10/23/18	\$ 2,716,628	\$ -	-
Long Beach Unified	Los Angeles	Webster Elementary	57/64725-00-022	10/24/18	\$ 4,070,543	\$ -	-
Davis Joint Unified	Yolo	Cesar Chavez Elementary	57/72678-00-015	10/24/18	\$ 1,251,636	\$ -	-
Lafayette Elementary	Contra Costa	M H Stanley Middle	57/61713-00-005	10/25/18	\$ 3,057,118	\$ -	-
Lafayette Elementary	Contra Costa	Lafayette Elementary	57/61713-00-006	10/25/18	\$ 201,590	\$ -	-
Lafayette Elementary	Contra Costa	Happy Valley Elementary	57/61713-00-007	10/25/18	\$ 802,496	\$ -	-
Long Beach Unified	Los Angeles	Mann Elementary	57/64725-00-023	10/25/18	\$ 1,187,052	\$ -	-
Long Beach Unified	Los Angeles	Lindsey Academy	57/64725-00-024	10/25/18	\$ 2,263,506	\$ -	-
Long Beach Unified	Los Angeles	Garfield Elementary	57/64725-00-025	10/25/18	\$ 2,719,384	\$ -	-
Long Beach Unified	Los Angeles	Stephens Middle	57/64725-00-026	10/25/18	\$ 3,365,831	\$ -	-
Long Beach Unified	Los Angeles	Rogers Middle	57/64725-00-027	10/25/18	\$ 1,501,644	\$ -	-
Long Beach Unified	Los Angeles	Lowell Elementary	57/64725-00-028	10/25/18	\$ 6,454,309	\$ -	-
Long Beach Unified	Los Angeles	Kettering Elementary	57/64725-00-029	10/25/18	\$ 2,974,945	\$ -	-
Long Beach Unified	Los Angeles	Jefferson Leadership Academies	57/64725-00-030	10/25/18	\$ 10,307,408	\$ -	-
Long Beach Unified	Los Angeles	McKinley Elementary	57/64725-00-031	10/25/18	\$ 4,860,576	\$ -	-
Napa Valley Unified	Napa	River Charter	57/66266-00-031	10/25/18	\$ 725,438	\$ -	-
Cupertino Union	Santa Clara	John F Kennedy Middle	57/69419-00-030	10/26/18	\$ 1,171,653	\$ -	-
Sylvan Union Elementary	Stanislaus	Orchard Elementary	57/71290-00-009	10/26/18	\$ 2,920,825	\$ -	-
Sylvan Union Elementary	Stanislaus	Sylvan Elementary	57/71290-00-010	10/26/18	\$ 2,914,989	\$ -	-
Castro Valley Unified	Alameda	Castro Valley High	57/61150-00-026	10/29/18	\$ 2,534,802	\$ -	-
Dixie Elementary	Marin	Dixie Elementary	57/65318-00-005	10/29/18	\$ 1,046,163	\$ -	-
Dixie Elementary	Marin	Mary E Silveira Elementary	57/65318-00-006	10/29/18	\$ 1,672,947	\$ -	-
Dixie Elementary	Marin	Vallecito Elementary	57/65318-00-007	10/29/18	\$ 2,100,176	\$ -	-
Grossmont Union High	San Diego	Monte Vista High	57/68130-00-033	10/29/18	\$ 182,570	\$ -	-
Monterey Peninsula Unified	Monterey	Central Coast High	57/66092-00-027	10/30/18	\$ 753,791	\$ -	-
Orange Unified	Orange	Orange High	57/66621-00-054	10/30/18	\$ 4,111,981	\$ -	-
Tahoe-Truckee Unified	Placer	Truckee Elementary	57/66944-00-017	10/30/18	\$ 2,843,377	\$ -	-
South San Francisco Unified	San Mateo	Junipero Serra Elementary	57/69070-00-021	10/30/18	\$ 719,036	\$ -	-
Coalinga-Huron Unified	Fresno	Coalinga High	57/62125-00-011	10/31/18	\$ 2,081,923	\$ -	-
Central Union High	Imperial	Central Union High	57/63115-00-005	10/31/18	\$ 7,303,418	\$ 4,868,945	-
McSwain Union Elementary	Merced	McSwain Elementary	57/65763-00-004	10/31/18	\$ 1,413,052	\$ 942,035	-
San Juan Unified	Sacramento	Dyer-Kelly Elementary	57/67447-00-064	10/31/18	\$ 941,416	\$ -	-

SFP APPLICATIONS
Modernization School Facilities Program
- Workload as of October 31, 2019 -

District	County	Site Name	Application Number	OPSC Date Received	Estimated State Grant (a)	Financial Hardship (b)	Notification Occurred**
San Juan Unified	Sacramento	Greer Elementary	57/67447-00-065	10/31/18	\$ 731,760	\$ -	
San Ramon Valley Unified	Contra Costa	Vista Grande Elementary	57/61804-00-039	11/01/18	\$ 650,568	\$ -	
Centralia Elementary	Orange	Buena Terra Elementary	57/66472-00-013	11/02/18	\$ 102,941	\$ -	
Corcoran Joint Unified	Kings	Corcoran High	57/63891-00-013	11/05/18	\$ 1,150,070	\$ -	
Long Beach Unified	Los Angeles	Lakewood High	57/64725-00-032	11/06/18	\$ 2,119,315	\$ -	
Long Beach Unified	Los Angeles	Riley Elementary	57/64725-00-033	11/06/18	\$ 5,656,656	\$ -	
Long Beach Unified	Los Angeles	MacArthur Elementary	57/64725-00-034	11/06/18	\$ 4,787,307	\$ -	
Caruthers Unified	Fresno	Caruthers Elementary	57/75598-00-004	11/06/18	\$ 4,296,680	\$ -	
Clovis Unified	Fresno	Clovis East High	57/62117-00-060	11/07/18	\$ 4,150,531	\$ -	
Clovis Unified	Fresno	Reyburn Intermediate	57/62117-00-061	11/07/18	\$ 2,134,400	\$ -	
Carpinteria Unified	Santa Barbara	Carpinteria Senior High	57/69146-00-005	11/08/18	\$ 2,701,648	\$ -	
Carpinteria Unified	Santa Barbara	Carpinteria Senior High	57/69146-00-006	11/08/18	\$ 4,918,787	\$ -	
Fairfield-Suisun Unified	Solano	E Ruth Sheldon Academy of Innovative Learning	57/70540-00-021	11/08/18	\$ 2,257,059	\$ -	
Jurupa Unified	Riverside	West Riverside Elementary	57/67090-00-016	11/09/18	\$ 3,725,685	\$ -	
Val Verde Unified	Riverside	Rancho Verde High	57/75242-00-003	11/09/18	\$ 12,507,420	\$ -	
Galt Joint Union Elementary	Sacramento	Valley Oaks Elementary	57/67348-00-002	11/13/18	\$ 3,144,369	\$ -	
Mountain View Whisman	Santa Clara	Gabriela Mistral Elementary	57/69591-00-005	11/13/18	\$ 2,919,174	\$ -	
Centralia Elementary	Orange	Danbrook Elementary	57/66472-00-014	11/14/18	\$ 193,776	\$ -	
Santa Ana Unified	Orange	Valley High	57/66670-00-056	11/14/18	\$ 2,414,147	\$ -	
Western Placer Unified	Placer	Lincoln High	57/66951-00-004	11/14/18	\$ 5,731,319	\$ -	
San Rafael City High	Marin	San Rafael High	57/65466-00-005	11/16/18	\$ 1,721,260	\$ -	
Chino Valley Unified	San Bernardino	Oak Ridge Elementary	57/67678-00-024	11/16/18	\$ 3,248,313	\$ -	
Chino Valley Unified	San Bernardino	Gerald F Litel Elementary	57/67678-00-025	11/16/18	\$ 2,769,885	\$ -	
Chino Valley Unified	San Bernardino	Howard Cattle Elementary	57/67678-00-026	11/16/18	\$ 3,393,365	\$ -	
Carpinteria Unified	Santa Barbara	Carpinteria Junior High	57/69146-00-007	11/16/18	\$ 728,598	\$ -	
Cutler-Orosi Joint Unified	Tulare	Cutler Elementary	57/71860-00-013	11/19/18	\$ 2,648,382	\$ -	
Twin Rivers Unified	Sacramento	Creative Connections Arts Academy	57/76505-00-067	11/19/18	\$ 214,532	\$ -	
Long Beach Unified	Los Angeles	Cleveland Elementary	57/64725-00-035	11/20/18	\$ 1,198,670	\$ -	
Long Beach Unified	Los Angeles	Longfellow Elementary	57/64725-00-036	11/20/18	\$ 1,748,164	\$ -	
Carpinteria Unified	Santa Barbara	Aliso Elementary	57/69146-00-008	11/20/18	\$ 491,094	\$ -	
Ramona City Unified	San Diego	James Dukes Elementary	57/68304-00-005	11/26/18	\$ 347,419	\$ 231,613	
Ramona City Unified	San Diego	Barnett Elementary	57/68304-00-006	11/26/18	\$ 347,419	\$ 231,613	
Ramona City Unified	San Diego	Olive Peirce Middle	57/68304-00-007	11/26/18	\$ 653,129	\$ 435,420	
Ramona City Unified	San Diego	Mt Woodson Elementary	57/68304-00-008	11/26/18	\$ 387,631	\$ 258,420	
Lucia Mar Unified	San Luis Obispo	Arroyo Grande High	57/68759-00-013	11/27/18	\$ 1,978,891	\$ -	
West Contra Costa Unified	Contra Costa	Helms Middle	57/61796-00-052	11/28/18	\$ 4,133,414	\$ -	
William S. Hart Union High	Los Angeles	William S Hart High	57/65136-00-012	11/29/18	\$ 6,141,672	\$ -	
Carpinteria Unified	Santa Barbara	Canalino Elementary	57/69146-00-009	11/29/18	\$ 3,842,590	\$ -	
Ocean View	Ventura	Ocean View Junior High	57/72512-00-005	11/29/18	\$ 1,787,081	\$ -	
Charter Oak Unified	Los Angeles	Willow Elementary	57/64378-00-012	11/30/18	\$ 903,779	\$ -	
San Juan Unified	Sacramento	Ottomon Way Elementary	57/67447-00-066	12/03/18	\$ 1,837,923	\$ -	
San Juan Unified	Sacramento	Carriage Drive Elementary	57/67447-00-067	12/03/18	\$ 2,938,487	\$ -	
San Juan Unified	Sacramento	Twin Lakes Elementary	57/67447-00-068	12/03/18	\$ 2,502,662	\$ -	
Big Springs Union Elementary	Siskiyou	Big Springs Elementary	57/70185-00-002	12/03/18	\$ 587,555	\$ 391,703	
Inglewood Unified	Los Angeles	Monroe (Albert F) Magnet Middle School	57/64634-00-003	12/04/18	\$ 2,832,675	\$ -	
San Rafael City High	Marin	Terra Linda High	57/65466-00-006	12/04/18	\$ 2,142,720	\$ -	
Kings Canyon Joint Unified	Fresno	Jefferson Elementary	57/62265-00-025	12/05/18	\$ 1,871,766	\$ -	
Kings Canyon Joint Unified	Fresno	Dunlap Elementary	57/62265-00-026	12/05/18	\$ 1,162,498	\$ -	
Lafayette Elementary	Contra Costa	Springhill Elementary	57/61713-00-008	12/06/18	\$ 504,351	\$ -	
Chino Valley Unified	San Bernardino	Ruben S Ayala High	57/67678-00-027	12/06/18	\$ 2,428,639	\$ -	
Los Angeles Unified	Los Angeles	Reseda High	57/64733-39-009	12/10/18	\$ 948,526	\$ -	
Los Angeles Unified	Los Angeles	Wilshire Crest Elementary	57/64733-31-008	12/11/18	\$ 1,707,891	\$ -	
Newport-Mesa Unified	Orange	Mariners Elementary	57/66597-00-043	12/12/18	\$ 853,087	\$ -	
Alta Loma Elementary	San Bernardino	Floyd M Stork Elementary	57/67595-00-011	12/12/18	\$ 3,041,428	\$ -	
Alta Loma Elementary	San Bernardino	Floyd M Stork Elementary	57/67595-00-012	12/12/18	\$ 2,899,744	\$ -	
San Francisco Unified	San Francisco	Wells (Ida B) High	57/68478-63-005	12/13/18	\$ 1,522,603	\$ -	
Konocti Unified	Lake	Konocti Education Center	57/64022-00-014	12/17/18	\$ 666,518	\$ -	
Los Angeles Unified	Los Angeles	Lassen Elementary	57/64733-00-703	12/17/18	\$ 906,125	\$ -	
Monterey Peninsula Unified	Monterey	Seaside High	57/66092-00-028	12/17/18	\$ 420,057	\$ -	
East Side Union High	Santa Clara	James Lick High	57/69427-00-036	12/17/18	\$ 204,961	\$ -	
Santa Monica-Malibu Unified	Los Angeles	Franklin Elementary	57/64980-00-016	12/18/18	\$ 604,818	\$ -	
Campbell Union High	Santa Clara	Westmont High	57/69401-00-023	12/18/18	\$ 441,170	\$ -	

SFP APPLICATIONS
Modernization School Facilities Program
- Workload as of October 31, 2019 -

District	County	Site Name	Application Number	OPSC Date Received	Estimated State Grant (a)	Financial Hardship (b)	Notification Occurred**
Santa Monica-Malibu Unified	Los Angeles	Webster Elementary	57/64980-00-017	12/19/18	\$ 146,832	\$ -	
Santa Monica-Malibu Unified	Los Angeles	Roosevelt Elementary	57/64980-00-018	12/19/18	\$ 733,608	\$ -	
Santa Monica-Malibu Unified	Los Angeles	McKinley Elementary	57/64980-00-019	12/19/18	\$ 359,546	\$ -	
Tahoe-Truckee Unified	Placer	Tahoe Lake Elementary	57/66944-00-018	12/19/18	\$ 742,372	\$ -	
Solvang Elementary	Santa Barbara	Solvang Elementary	57/69336-00-003	12/20/18	\$ 686,194	\$ -	
Ontario-Montclair	San Bernardino	Euclid Elementary	57/67819-00-031	12/21/18	\$ 306,982	\$ -	
Ontario-Montclair	San Bernardino	Lehigh Elementary	57/67819-00-032	12/21/18	\$ 1,222,986	\$ -	
Ontario-Montclair	San Bernardino	Central Language Academy	57/67819-00-033	12/21/18	\$ 2,554,618	\$ -	
Santa Barbara Unified	Santa Barbara	McKinley Elementary	57/76786-00-010	12/21/18	\$ 2,115,033	\$ -	
Santa Barbara Unified	Santa Barbara	San Marcos Senior High	57/76786-00-011	12/21/18	\$ 1,017,157	\$ -	
Banning Unified	Riverside	Banning High	57/66985-00-006	12/24/18	\$ 7,016,067	\$ 4,677,378	
Liberty Union High	Contra Costa	Liberty High	57/61721-00-003	12/26/18	\$ 2,120,240	\$ -	
Los Angeles Unified	Los Angeles	Kenter Canyon Elementary	57/64733-47-011	12/26/18	\$ 2,840,465	\$ -	
Ontario-Montclair	San Bernardino	Vina Danks Middle	57/67819-00-034	12/26/18	\$ 296,984	\$ -	
Knights Ferry Elementary	Stanislaus	Knights Ferry Elementary	57/71142-00-001	12/26/18	\$ 103,460	\$ 68,973	
Orange Unified	Orange	El Modena High	57/66621-00-055	01/02/19	\$ 10,356,704	\$ -	
Orange Unified	Orange	Fletcher Elementary	57/66621-00-056	01/02/19	\$ 444,804	\$ -	
Santa Barbara Unified	Santa Barbara	Harding University Partnership	57/76786-00-012	01/02/19	\$ 212,713	\$ -	
Humboldt County Office of Education	Humboldt	Glen Paul	57/10124-00-001	01/03/19	\$ 138,966	\$ 92,644	
San Ramon Valley Unified	Contra Costa	John Baldwin Elementary	57/61804-00-040	01/07/19	\$ 136,084	\$ -	
Alameda Unified	Alameda	Franklin Elementary	57/61119-00-021	01/09/19	\$ 890,102	\$ -	
Los Angeles Unified	Los Angeles	Pio Pico Middle	57/64733-00-704	01/09/19	\$ 2,295,835	\$ -	
Los Angeles Unified	Los Angeles	President Avenue Elementary	57/64733-29-016	01/09/19	\$ 1,297,297	\$ -	
Alta Loma Elementary	San Bernardino	Alta Loma Junior High	57/67595-00-013	01/09/19	\$ 4,606,096	\$ -	
Ocean View	Ventura	Mar Vista Elementary	57/72512-00-006	01/10/19	\$ 373,353	\$ -	
Berkeley Unified	Alameda	Longfellow Arts and Technology Middle	57/61143-00-022	01/11/19	\$ 985,988	\$ -	
Fremont Unified	Alameda	Irvington High	57/61176-00-038	01/11/19	\$ 1,839,676	\$ -	
Fremont Unified	Alameda	Washington High	57/61176-00-039	01/11/19	\$ 351,297	\$ -	
Fremont Unified	Alameda	Oliveira Elementary	57/61176-00-040	01/11/19	\$ 517,558	\$ -	
Fremont Unified	Alameda	Patterson Elementary	57/61176-00-041	01/11/19	\$ 562,478	\$ -	
Fremont Unified	Alameda	Parkmont Elementary	57/61176-00-042	01/11/19	\$ 730,776	\$ -	
Santa Ana Unified	Orange	Century High	57/66670-00-057	01/11/19	\$ 12,511,940	\$ -	
Santa Ana Unified	Orange	Santa Ana High	57/66670-00-058	01/11/19	\$ 14,050,434	\$ -	
East Side Union High	Santa Clara	Mt Pleasant High	57/69427-00-037	01/11/19	\$ 677,533	\$ -	
Dixon Unified	Solano	Dixon High	57/70532-00-005	01/11/19	\$ 3,378,143	\$ -	
Ceres Unified	Stanislaus	Carroll Fowler Elementary	57/71043-00-015	01/11/19	\$ 2,643,935	\$ -	
Los Angeles Unified	Los Angeles	Menlo Avenue Elementary	57/64733-00-705	01/14/19	\$ 4,440,414	\$ -	
Los Angeles Unified	Los Angeles	Elizabeth Learning Center	57/64733-00-706	01/14/19	\$ 6,683,235	\$ -	
Los Angeles Unified	Los Angeles	Twenty-Eighth Street Elementary	57/64733-00-707	01/14/19	\$ 10,035,126	\$ -	
Los Angeles Unified	Los Angeles	Madison Elementary	57/64733-00-708	01/14/19	\$ 1,053,241	\$ -	
Los Angeles Unified	Los Angeles	Revere (Paul) Junior Midsite	57/64733-21-034	01/14/19	\$ 1,219,332	\$ -	
Lemoore Union High	Kings	Lemoore High	57/63982-00-004	01/15/19	\$ 1,004,112	\$ -	
Duarte Unified	Los Angeles	Royal Oaks STEAM Academy (K-8)	57/64469-00-012	01/15/19	\$ 1,258,856	\$ -	
South Whittier Elementary	Los Angeles	Lake Marie Elementary	57/65037-00-009	01/15/19	\$ 297,658	\$ -	
South Whittier Elementary	Los Angeles	Los Altos Elementary	57/65037-00-010	01/15/19	\$ 143,827	\$ -	
Galt Joint Union Elementary	Sacramento	River Oaks Elementary	57/67348-00-003	01/15/19	\$ 878,806	\$ -	
Wheatland Union High	Yuba	Wheatland Union High	57/72769-00-001	01/15/19	\$ 1,769,188	\$ -	
Capistrano Unified	Orange	Capistrano Valley High	57/66464-00-019	01/16/19	\$ 1,608,184	\$ -	
Lucia Mar Unified	San Luis Obispo	Grover Beach Elementary	57/68759-00-014	01/16/19	\$ 2,234,152	\$ -	
Lucia Mar Unified	San Luis Obispo	Harloe Elementary	57/68759-00-015	01/16/19	\$ 2,311,485	\$ -	
El Centro Elementary	Imperial	Harding Elementary	57/63123-00-015	01/18/19	\$ 1,700,340	\$ -	
South Pasadena Unified	Los Angeles	South Pasadena Senior High	57/65029-00-006	01/18/19	\$ 3,031,556	\$ -	
Chaffey Joint Union High	San Bernardino	Rancho Cucamonga High	57/67652-00-007	01/18/19	\$ 2,602,347	\$ -	
Hope Elementary	Tulare	Hope Elementary	57/71944-00-002	01/18/19	\$ 113,636	\$ 75,757	
Capistrano Unified	Orange	Dana Hills High	57/66464-00-020	01/22/19	\$ 1,832,693	\$ -	
Capistrano Unified	Orange	San Clemente High	57/66464-00-021	01/22/19	\$ 1,501,778	\$ -	
Capistrano Unified	Orange	Tesoro High	57/66464-00-022	01/22/19	\$ 1,938,922	\$ -	
Corona-Norco Unified	Riverside	John Adams Elementary	57/67033-00-018	01/22/19	\$ 1,565,633	\$ -	
Corona-Norco Unified	Riverside	Garretson Elementary	57/67033-00-019	01/22/19	\$ 1,169,780	\$ -	
Corona-Norco Unified	Riverside	Lincoln Fundamental Elementary	57/67033-00-020	01/22/19	\$ 1,169,780	\$ -	
Corona-Norco Unified	Riverside	Norco Elementary	57/67033-00-021	01/22/19	\$ 753,650	\$ -	
Temecula Valley Unified	Riverside	Rancho Vista High	57/75192-00-013	01/22/19	\$ 1,464,893	\$ -	

SFP APPLICATIONS
Modernization School Facilities Program
- Workload as of October 31, 2019 -

District	County	Site Name	Application Number	OPSC Date Received	Estimated State Grant (a)	Financial Hardship (b)	Notification Occurred**
Temecula Valley Unified	Riverside	Susan H Nelson	57/75192-00-014	01/22/19	\$ 1,040,845	\$ -	
Pierce Joint Unified	Colusa	Arbuckle Elementary	57/61614-00-008	01/23/19	\$ 1,771,025	\$ -	
Pajaro Valley Unified	Santa Cruz	H A Hyde Elementary	57/69799-00-025	01/23/19	\$ 1,856,309	\$ -	
Ventura County Office of Education	Ventura	Dean Triggs School	57/10561-00-007	01/24/19	\$ 17,762	\$ 11,842	
Fremont Unified	Alameda	Steven Millard Elementary	57/61176-00-043	01/24/19	\$ 582,885	\$ -	
Fremont Unified	Alameda	Mission San Jose Elementary	57/61176-00-044	01/24/19	\$ 1,448,830	\$ -	
Duarte Unified	Los Angeles	Beardslee Dual Language Immersion Academy (PK-8)	57/64469-00-013	01/24/19	\$ 1,899,981	\$ -	
Anaheim Elementary	Orange	Roosevelt (Theodore) Elementary	57/66423-00-033	01/24/19	\$ 6,206,326	\$ -	
Chino Valley Unified	San Bernardino	Rolling Ridge Elementary	57/67678-00-028	01/24/19	\$ 3,126,978	\$ -	
Chino Valley Unified	San Bernardino	Country Springs Elementary	57/67678-00-029	01/24/19	\$ 3,261,560	\$ -	
Del Norte County Unified	Del Norte	Crescent Elk Middle	57/61820-00-008	01/25/19	\$ 1,243,880	\$ -	
Lemoore Union High	Kings	Lemoore High	57/63982-00-005	01/25/19	\$ 1,410,412	\$ -	
Madera Unified	Madera	Madera South High	57/65243-00-007	01/25/19	\$ 4,674,702	\$ -	
Kentfield Elementary	Marin	Anthony G Bacich Elementary	57/65334-00-004	01/25/19	\$ 1,263,559	\$ -	
Huntington Beach City Elementary	Orange	Ethel Dwyer Middle	57/66530-00-020	01/25/19	\$ 2,955,708	\$ -	
San Diego Unified	San Diego	Boone Elementary	57/68338-00-232	01/25/19	\$ 9,903	\$ -	
San Diego Unified	San Diego	Hickman Elementary	57/68338-00-233	01/25/19	\$ 1,434,996	\$ -	
San Diego Unified	San Diego	Penn Elementary	57/68338-00-234	01/25/19	\$ 1,578,960	\$ -	
San Diego Unified	San Diego	Spreckels Elementary	57/68338-00-235	01/25/19	\$ 821,988	\$ -	
San Diego Unified	San Diego	De Portola Middle	57/68338-00-236	01/25/19	\$ 3,561,465	\$ -	
San Diego Unified	San Diego	Bethune K-8	57/68338-00-237	01/25/19	\$ 3,189,468	\$ -	
San Diego Unified	San Diego	La Jolla High	57/68338-00-238	01/25/19	\$ 4,024,308	\$ -	
San Diego Unified	San Diego	Riley	57/68338-00-239	01/25/19	\$ 1,999,658	\$ -	
San Diego Unified	San Diego	Emerson Bandini Elementary	57/68338-00-240	01/25/19	\$ 4,168,015	\$ -	
San Diego Unified	San Diego	Zamorano Elementary	57/68338-00-241	01/25/19	\$ 1,843,377	\$ -	
San Diego Unified	San Diego	Sandburg Elementary	57/68338-00-242	01/25/19	\$ 1,750,788	\$ -	
San Diego Unified	San Diego	Serra High	57/68338-00-243	01/25/19	\$ 3,050,850	\$ -	
San Diego Unified	San Diego	Mira Mesa High	57/68338-00-244	01/25/19	\$ 7,499,848	\$ -	
San Diego Unified	San Diego	Standley Middle	57/68338-00-245	01/25/19	\$ 1,655,344	\$ -	
San Diego Unified	San Diego	Pacific View (Lee) Elementary	57/68338-00-246	01/25/19	\$ 1,068,120	\$ -	
San Diego Unified	San Diego	Mira Mesa High	57/68338-00-247	01/25/19	\$ 1,864,990	\$ -	
San Diego Unified	San Diego	Morse High	57/68338-00-248	01/25/19	\$ 726,703	\$ -	
San Diego Unified	San Diego	Miramar Ranch Elementary	57/68338-00-249	01/25/19	\$ 766,260	\$ -	
San Diego Unified	San Diego	Franklin Elementary	57/68338-00-250	01/25/19	\$ 1,202,796	\$ -	
San Diego Unified	San Diego	Vista Grande Elementary	57/68338-00-251	01/25/19	\$ 520,128	\$ -	
San Diego Unified	San Diego	De Portola Middle	57/68338-00-252	01/25/19	\$ 3,561,465	\$ -	
San Diego Unified	San Diego	Doyle Elementary	57/68338-00-253	01/25/19	\$ 445,824	\$ -	
San Diego Unified	San Diego	University City High	57/68338-00-254	01/25/19	\$ 2,778,192	\$ -	
San Diego Unified	San Diego	Iftin Charter	57/68338-00-255	01/25/19	\$ 2,674,944	\$ -	
Garden Grove Unified	Orange	Thomas Paine Elementary	57/66522-00-090	01/28/19	\$ 1,038,367	\$ -	
Sonora Elementary	Tuolumne	Sonora Elementary	57/72371-00-005	01/28/19	\$ 1,990,027	\$ -	
Duarte Unified	Los Angeles	Duarte High	57/64469-00-014	01/29/19	\$ 804,640	\$ -	
San Rafael City Elementary	Marin	Laurel Dell Elementary	57/65458-00-013	01/29/19	\$ 1,725,432	\$ -	
Fairfield-Suisun Unified	Solano	K I Jones Elementary	57/70540-00-022	01/29/19	\$ 3,272,209	\$ -	
Waukena Joint Union Elementary	Tulare	Waukena Joint Union Elementary	57/72264-00-001	01/29/19	\$ 170,358	\$ 113,572	
Rescue Union Elementary	El Dorado	Rescue Elementary	57/61978-00-007	01/30/19	\$ 1,130,547	\$ -	
Los Angeles Unified	Los Angeles	Ninety-Third Street Elementary	57/64733-00-709	01/30/19	\$ 3,491,576	\$ -	
Fremont Unified	Alameda	Harvey Green Elementary	57/61176-00-045	01/31/19	\$ 620,916	\$ -	
Fremont Unified	Alameda	Forest Park Elementary	57/61176-00-046	01/31/19	\$ 641,798	\$ -	
Fremont Unified	Alameda	J Haley Durham Elementary	57/61176-00-047	01/31/19	\$ 638,231	\$ -	
Fremont Unified	Alameda	Joshua Chadbourne Elementary	57/61176-00-048	01/31/19	\$ 829,945	\$ -	
Wasco Union High	Kern	Wasco High	57/63859-00-001	01/31/19	\$ 1,200,674	\$ -	
Brittan Elementary	Sutter	Brittan Elementary	57/71357-00-003	01/31/19	\$ 1,386,987	\$ 924,658	
Fremont Unified	Alameda	Warwick Elementary	57/61176-00-049	02/01/19	\$ 836,828	\$ -	
West Contra Costa Unified	Contra Costa	Crespi Junior High	57/61796-00-053	02/01/19	\$ 3,482,164	\$ -	
Edison Elementary	Kern	Orangewood Elementary	57/63438-00-003	02/01/19	\$ 412,895	\$ 275,263	
Edison Elementary	Kern	Edison Middle	57/63438-00-004	02/01/19	\$ 69,429	\$ 46,286	
Newport-Mesa Unified	Orange	College Park Elementary	57/66597-00-044	02/01/19	\$ 2,214,508	\$ -	
Newport-Mesa Unified	Orange	Pomona Elementary	57/66597-00-045	02/01/19	\$ 1,189,179	\$ -	
Santa Ana Unified	Orange	Martin Luther King Jr Elementary	57/66670-00-059	02/01/19	\$ 4,421,914	\$ -	
San Diego Unified	San Diego	Foster Elementary	57/68338-00-256	02/01/19	\$ 334,368	\$ -	
San Diego Unified	San Diego	Chesterton Elementary	57/68338-00-257	02/01/19	\$ 292,572	\$ -	

SFP APPLICATIONS
Modernization School Facilities Program
- Workload as of October 31, 2019 -

District	County	Site Name	Application Number	OPSC Date Received	Estimated State Grant (a)	Financial Hardship (b)	Notification Occurred**
San Diego Unified	San Diego	Garfield Elementary	57/68338-00-258	02/01/19	\$ 2,509,653	\$ -	
San Diego Unified	San Diego	Bethune K-8	57/68338-00-259	02/01/19	\$ 3,189,468	\$ -	
San Diego Unified	San Diego	Millennial Tech Middle	57/68338-00-260	02/01/19	\$ 2,544,969	\$ -	
San Diego Unified	San Diego	Mira Mesa High	57/68338-00-261	02/01/19	\$ 1,864,990	\$ -	
San Diego Unified	San Diego	Oak Park Elementary	57/68338-00-262	02/01/19	\$ 154,698	\$ -	
San Diego Unified	San Diego	Perry Elementary	57/68338-00-263	02/01/19	\$ 250,776	\$ -	
San Diego Unified	San Diego	Millennial Tech Middle	57/68338-00-264	02/01/19	\$ 2,544,969	\$ -	
San Diego Unified	San Diego	Holmes Elementary	57/68338-00-265	02/01/19	\$ 1,086,696	\$ -	
Livermore Valley Joint Unified	Alameda	Emma C Smith Elementary	57/61200-00-021	02/04/19	\$ 806,840	\$ -	
Livermore Valley Joint Unified	Alameda	Sunset Elementary	57/61200-00-022	02/04/19	\$ 954,394	\$ -	
Livermore Valley Joint Unified	Alameda	Livermore High	57/61200-00-023	02/04/19	\$ 6,138,167	\$ -	
Livermore Valley Joint Unified	Alameda	Granada High	57/61200-00-024	02/04/19	\$ 14,488,238	\$ -	
Livermore Valley Joint Unified	Alameda	Junction K-8	57/61200-00-025	02/04/19	\$ 1,042,102	\$ -	
Livermore Valley Joint Unified	Alameda	Rancho Las Positas Elementary	57/61200-00-026	02/04/19	\$ 731,931	\$ -	
Livermore Valley Joint Unified	Alameda	Jackson Avenue Elementary	57/61200-00-027	02/04/19	\$ 425,578	\$ -	
Livermore Valley Joint Unified	Alameda	Leo R Croce Elementary	57/61200-00-028	02/04/19	\$ 1,635,895	\$ -	
Livermore Valley Joint Unified	Alameda	Arroyo Seco Elementary	57/61200-00-029	02/04/19	\$ 1,029,485	\$ -	
Los Angeles Unified	Los Angeles	Alain Leroy Locke College Preparatory Academy	57/64733-00-710	02/04/19	\$ 3,102,815	\$ -	
Los Angeles Unified	Los Angeles	Serrania Avenue Elementary	57/64733-00-711	02/04/19	\$ 567,652	\$ -	
Los Angeles Unified	Los Angeles	Thirty-Second Street USC Performing Arts	57/64733-00-712	02/04/19	\$ 3,722,787	\$ -	
Los Angeles Unified	Los Angeles	Belvedere Middle	57/64733-09-011	02/04/19	\$ 530,839	\$ -	
Los Angeles Unified	Los Angeles	Palisades Charter Elementary	57/64733-47-012	02/04/19	\$ 696,398	\$ -	
San Bernardino City Unified	San Bernardino	Sierra High	57/67876-00-109	02/04/19	\$ 2,676,097	\$ -	
Fremont Unified	Alameda	Tom Maloney Elementary	57/61176-00-050	02/05/19	\$ 619,428	\$ -	
Fremont Unified	Alameda	Cabrillo Elementary	57/61176-00-051	02/05/19	\$ 590,224	\$ -	
Los Angeles Unified	Los Angeles	Chatsworth Charter High	57/64733-00-713	02/05/19	\$ 7,480,405	\$ -	
William S. Hart Union High	Los Angeles	William S Hart High	57/65136-00-013	02/05/19	\$ 4,608,312	\$ -	
San Diego Unified	San Diego	Tierrasanta Elementary	57/68338-00-266	02/05/19	\$ 928,800	\$ -	
Lucia Mar Unified	San Luis Obispo	Nipomo Elementary	57/68759-00-016	02/05/19	\$ 1,371,741	\$ -	
Garden Grove Unified	Orange	Bryant Elementary	57/66522-00-091	02/06/19	\$ 513,322	\$ -	
Garden Grove Unified	Orange	Woodbury Elementary	57/66522-00-092	02/06/19	\$ 645,227	\$ -	
San Juan Unified	Sacramento	Del Paso Manor Elementary	57/67447-00-069	02/06/19	\$ 3,154,346	\$ -	
Morgan Hill Unified	Santa Clara	Lewis H Britton Middle	57/69583-00-014	02/06/19	\$ 5,996,563	\$ -	
Alameda Unified	Alameda	Lincoln Middle	57/61119-00-022	02/08/19	\$ 338,327	\$ -	
Fountain Valley Elementary	Orange	Playvan (Urbain H) Elementary	57/66498-00-013	02/08/19	\$ 1,080,941	\$ -	
Red Bluff Joint Union High	Tehama	Red Bluff High	57/71639-00-004	02/08/19	\$ 8,377,107	\$ -	
Temecula Valley Unified	Riverside	Vail Elementary	57/75192-00-015	02/08/19	\$ 2,704,612	\$ -	
Berkeley Unified	Alameda	Washington Elementary	57/61143-00-023	02/11/19	\$ 1,601,011	\$ -	
Bakersfield City	Kern	Voorhies Elementary	57/63321-00-017	02/11/19	\$ 4,528,560	\$ -	
Los Angeles Unified	Los Angeles	Northridge Middle	57/64733-00-714	02/11/19	\$ 3,303,498	\$ -	
Los Angeles Unified	Los Angeles	Sylmar High	57/64733-00-715	02/11/19	\$ 4,850,619	\$ -	
Los Angeles Unified	Los Angeles	Carpenter Community Charter	57/64733-00-716	02/11/19	\$ 539,095	\$ -	
Los Angeles Unified	Los Angeles	John Muir Middle	57/64733-14-004	02/11/19	\$ 2,652,764	\$ -	
Corning Union High	Tehama	Corning High	57/71506-00-002	02/11/19	\$ 1,533,448	\$ -	
Davis Joint Unified	Yolo	North Davis Elementary	57/72678-00-016	02/11/19	\$ 669,113	\$ -	
Davis Joint Unified	Yolo	Valley Oak Elementary	57/72678-00-017	02/11/19	\$ 951,148	\$ -	
Del Norte County Unified	Del Norte	Pine Grove Elementary	57/61820-00-009	02/12/19	\$ 156,735	\$ 104,490	
Del Norte County Unified	Del Norte	Bess Maxwell Elementary	57/61820-00-010	02/12/19	\$ 193,436	\$ 128,957	
Del Norte County Unified	Del Norte	Mary Peacock Elementary	57/61820-00-011	02/12/19	\$ 248,274	\$ 165,516	
Monterey Peninsula Unified	Monterey	Los Arboles Middle	57/66092-00-029	02/12/19	\$ 1,104,890	\$ -	
Etiwanda Elementary	San Bernardino	Caryn Elementary	57/67702-00-002	02/12/19	\$ 2,595,452	\$ -	
Fremont Unified	Alameda	Niles Elementary	57/61176-00-052	02/13/19	\$ 525,412	\$ -	
Red Bluff Joint Union High	Tehama	Red Bluff High	57/71639-00-003	02/13/19	\$ 8,160,549	\$ -	
Fresno Unified	Fresno	Irwin O Addicott Elementary	57/62166-00-142	02/14/19	\$ 889,302	\$ -	
Fresno Unified	Fresno	Fresno High	57/62166-00-143	02/14/19	\$ 417,237	\$ -	
Monterey Peninsula Unified	Monterey	Central Coast High	57/66092-00-030	02/14/19	\$ 157,663	\$ -	
Monterey Peninsula Unified	Monterey	Stilwell (Joseph W) Elementary	57/66092-00-031	02/14/19	\$ 828,437	\$ -	
Redwood City Elementary	San Mateo	North Star Academy	57/69005-00-006	02/14/19	\$ 694,190	\$ -	
East Side Union High	Santa Clara	Foothill High	57/69427-00-038	02/14/19	\$ 1,048,606	\$ -	
Brawley Elementary	Imperial	Barbara Worth Junior High	57/63073-00-004	02/15/19	\$ 591,616	\$ 394,410	
Brawley Elementary	Imperial	Miguel Hidalgo Elementary	57/63073-00-005	02/15/19	\$ 259,394	\$ 172,929	
Brawley Elementary	Imperial	Phil D Swing Elementary	57/63073-00-006	02/15/19	\$ 107,415	\$ 71,610	

SFP APPLICATIONS
Modernization School Facilities Program
- Workload as of October 31, 2019 -

District	County	Site Name	Application Number	OPSC Date Received	Estimated State Grant (a)	Financial Hardship (b)	Notification Occurred**
Brawley Elementary	Imperial	Myron D Witter Elementary	57/63073-00-007	02/15/19	\$ 323,175	\$ 215,450	
Brawley Elementary	Imperial	J W Oakley Elementary	57/63073-00-008	02/15/19	\$ 738,805	\$ 492,537	
Napa Valley Unified	Napa	El Centro Elementary	57/66266-00-032	02/15/19	\$ 621,034	\$ -	
San Bernardino City Unified	San Bernardino	North Park Elementary	57/67876-00-110	02/15/19	\$ 1,263,683	\$ -	
Davis Joint Unified	Yolo	Oliver Wendell Holmes Junior High	57/72678-00-018	02/15/19	\$ 1,513,033	\$ -	
Temecula Valley Unified	Riverside	James L Day Middle	57/75192-00-016	02/15/19	\$ 3,086,295	\$ -	
Del Norte County Unified	Del Norte	Mountain Elementary	57/61820-00-012	02/19/19	\$ 81,194	\$ 54,130	
Del Norte County Unified	Del Norte	Redwood Elementary	57/61820-00-013	02/19/19	\$ 132,303	\$ 88,202	
Del Norte County Unified	Del Norte	Smith River Elementary	57/61820-00-014	02/19/19	\$ 105,975	\$ 70,650	
Centinela Valley Union High	Los Angeles	Hawthorne High	57/64352-00-008	02/19/19	\$ 900,114	\$ -	
Downey Unified	Los Angeles	Rio San Gabriel Elementary	57/64451-00-032	02/19/19	\$ 2,440,923	\$ -	
Los Angeles Unified	Los Angeles	Corona Avenue Elementary	57/64733-00-717	02/19/19	\$ 8,172,218	\$ -	
Los Angeles Unified	Los Angeles	Manchester Avenue Elementary	57/64733-00-718	02/19/19	\$ 853,629	\$ -	
Moreno Valley Unified	Riverside	Landmark Middle	57/67124-00-011	02/19/19	\$ 6,394,314	\$ -	
Atascadero Unified	San Luis Obispo	Creston Elementary	57/68700-00-009	02/19/19	\$ 609,289	\$ -	
Dublin Unified	Alameda	Frederiksen Elementary	57/75093-00-016	02/19/19	\$ 532,488	\$ -	
West Park Elementary	Fresno	West Park Elementary	57/62539-00-001	02/20/19	\$ 2,451,741	\$ -	
Wasco Union High	Kern	Westside High (Continuation)	57/63859-00-002	02/20/19	\$ 4,563,812	\$ -	
Fountain Valley Elementary	Orange	Cox (James H) Elementary	57/66498-00-014	02/20/19	\$ 410,145	\$ -	
Fountain Valley Elementary	Orange	Oka (Isojiro) Elementary	57/66498-00-015	02/20/19	\$ 684,338	\$ -	
Ocean View	Orange	College View Elementary	57/66613-00-024	02/20/19	\$ 137,761	\$ -	
South San Francisco Unified	San Mateo	Alta Loma Middle	57/69070-00-022	02/20/19	\$ 480,530	\$ -	
Montecito Union Elementary	Santa Barbara	Montecito Union	57/69252-00-001	02/20/19	\$ 3,465,601	\$ 2,310,401	
Rosemead Elementary	Los Angeles	Emma W Shuey Elementary	57/64931-00-013	02/21/19	\$ 2,236,172	\$ -	
Rosemead Elementary	Los Angeles	Encinita Elementary	57/64931-00-014	02/21/19	\$ 2,744,406	\$ -	
San Rafael City Elementary	Marin	James B Davidson Middle	57/65458-00-014	02/21/19	\$ 2,375,446	\$ -	
Castro Valley Unified	Alameda	Castro Valley High	57/61150-00-027	02/22/19	\$ 4,392,880	\$ -	
Los Angeles Unified	Los Angeles	Christopher Columbus Middle	57/64733-00-719	02/22/19	\$ 5,588,324	\$ -	
Los Angeles Unified	Los Angeles	Phineas Banning Senior High	57/64733-00-720	02/22/19	\$ 5,499,604	\$ -	
Westminster Elementary	Orange	DeMille Elementary	57/66746-00-019	02/22/19	\$ 1,006,950	\$ -	
San Diego Unified	San Diego	Pacific Beach Middle	57/68338-00-267	02/22/19	\$ 3,742,898	\$ -	
San Diego Unified	San Diego	Longfellow K-8	57/68338-00-268	02/22/19	\$ 3,593,476	\$ -	
Los Angeles Unified	Los Angeles	San Pedro Senior High	57/64733-20-021	02/25/19	\$ 1,985,912	\$ -	
Los Angeles Unified	Los Angeles	University High	57/64733-21-035	02/25/19	\$ 14,715,719	\$ -	
Garden Grove Unified	Orange	Brookhurst Elementary	57/66522-00-093	02/25/19	\$ 856,739	\$ -	
Roseville Joint Union High	Placer	Roseville High	57/66928-00-005	02/25/19	\$ 9,190,283	\$ -	
Barstow Unified	San Bernardino	Montara Elementary	57/67611-00-005	02/25/19	\$ 492,636	\$ -	
San Rafael City Elementary	Marin	San Pedro Elementary	57/65458-00-015	02/26/19	\$ 1,342,919	\$ -	
Chula Vista Elementary	San Diego	Harborside Elementary	57/68023-00-018	02/26/19	\$ 1,727,012	\$ -	
Chula Vista Elementary	San Diego	Sunnyside Elementary	57/68023-00-019	02/26/19	\$ 1,603,654	\$ -	
Grossmont Union High	San Diego	Mount Miguel High	57/68130-00-034	02/26/19	\$ 171,453	\$ -	
San Ramon Valley Unified	Contra Costa	San Ramon Valley High	57/61804-00-042	02/27/19	\$ 1,466,180	\$ -	
Newport-Mesa Unified	Orange	Newport Heights Elementary	57/66597-00-046	02/27/19	\$ 1,357,631	\$ -	
Riverside Unified	Riverside	Highgrove Elementary	57/67215-00-036	02/27/19	\$ 2,343,802	\$ -	
Ceres Unified	Stanislaus	Caswell Elementary	57/71043-00-016	02/27/19	\$ 806,252	\$ -	
Reef-Sunset Unified	Kings	Reef Sunset Middle	57/73932-00-010	02/27/19	\$ 1,683,520	\$ 1,122,347	
Castro Valley Unified	Alameda	Palomares Elementary	57/61150-00-028	02/28/19	\$ 219,553	\$ -	
San Ramon Valley Unified	Contra Costa	California High	57/61804-00-041	02/28/19	\$ 1,593,117	\$ -	
Sanger Unified	Fresno	Washington Academic Middle	57/62414-00-018	02/28/19	\$ 1,338,565	\$ -	
Los Angeles Unified	Los Angeles	Crenshaw Senior High	57/64733-00-721	02/28/19	\$ 13,126,327	\$ -	
Los Angeles Unified	Los Angeles	San Fernando Senior High	57/64733-73-006	02/28/19	\$ 1,028,847	\$ -	
Mountain View Elementary	Los Angeles	Baker Elementary	57/64816-00-001	02/28/19	\$ 6,818,888	\$ -	
Mountain View Elementary	Los Angeles	Willard F Payne Elementary	57/64816-00-002	02/28/19	\$ 2,822,355	\$ -	
Mountain View Elementary	Los Angeles	Parkview Elementary	57/64816-00-003	02/28/19	\$ 3,924,977	\$ -	
Mountain View Elementary	Los Angeles	Maxson Elementary	57/64816-00-004	02/28/19	\$ 4,447,828	\$ -	
Mountain View Elementary	Los Angeles	Alfred S Madrid Middle	57/64816-00-005	02/28/19	\$ 2,991,065	\$ -	
Mountain View Elementary	Los Angeles	Twin Lakes Elementary	57/64816-00-006	02/28/19	\$ 2,713,876	\$ -	
Mountain View Elementary	Los Angeles	La Primaria Elementary	57/64816-00-007	02/28/19	\$ 1,803,109	\$ -	
Mountain View Elementary	Los Angeles	Jerry Voorhis Elementary	57/64816-00-008	02/28/19	\$ 3,198,061	\$ -	
Manhattan Beach Unified	Los Angeles	Mira Costa High	57/75333-00-007	02/28/19	\$ 2,548,471	\$ -	
Chico Unified	Butte	Nord Country School	58/61424-00-001	07/09/19	\$ 218,504	\$ -	
Piedmont City Unified	Alameda	Piedmont High	58/61275-00-004	08/01/19	\$ 2,821,820	\$ -	

SFP APPLICATIONS
Modernization School Facilities Program
- Workload as of October 31, 2019 -

District	County	Site Name	Application Number	OPSC Date Received	Estimated State Grant (a)	Financial Hardship (b)	Notification Occurred**
Gorman Joint School District	Los Angeles	Gorman Elementary	58/64584-00-001	08/19/19	\$ 52,652	\$ -	
Galt Joint Union Elementary	Sacramento	Marengo Ranch Elementary	58/67348-00-002	09/30/19	\$ 2,368,629	\$ -	
Yreka Union High	Siskiyou	Yreka High	58/70516-00-001	10/03/19	\$ 1,097,536	\$ -	
Temecula Valley Unified	Riverside	Vail Elementary	58/75192-00-001	10/15/19	\$ 394,879	\$ -	
Sonora Elementary	Tuolumne	Sonora Elementary	58/72371-00-002	10/16/19	\$ 1,832,454	\$ -	

Summary of Modernization Funding	Total (in Dollars)
Estimated State Grant (Column F)	\$ 2,127,994,686
Financial Hardship (Column G)	\$ 53,800,931
Total of Estimated State Grant and Financial Hardship	\$ 2,181,795,617

Modernization Funding	Estimated State Grant	Financial Hardship
Funding Sub-totals	\$ 2,118,743,331	\$ 53,800,931
Facility Hardship - Non-Seismic	\$ 8,786,474	
Funding Total		\$ 2,181,330,736
Facility Hardship - Seismic	\$ 464,881	

(a) Represents estimated 60% state share of project including excessive cost grants. Seismic Mitigation Program projects represents the estimated 50% state share of project. Amounts shown have not been reviewed by OPSC for compliance with all School Facility Program requirements.

(b) Represents estimated financial hardship. Amounts shown have not been reviewed by OPSC for compliance with all School Facility Program requirements.

*Facility Hardship project requesting Seismic Mitigation Program funding.

**School districts have been notified that the Office of Public School Construction will begin processing the district's application in the near future.

CHARTER SCHOOL FACILITIES PROGRAM (CSFP)
 Remaining Unfunded In-House CSFP Applications as of October 31, 2019
 Listed in Alphabetical Order by County

County	District	Charter School	Received Date	Status
Alameda	Hayward Unified	Golden Oak Montessori of Hayward*	06/05/17	Beyond Authority
Alameda	Hayward Unified	Golden Oak Montessori of Hayward*	06/05/17	Beyond Authority
Alameda	Hayward Unified	Silver Oak High*	06/05/17	Beyond Authority
Alameda	Oakland Unified	American Indian Public High*	06/05/17	Beyond Authority
Alameda	Oakland Unified	Aspire Public Schools - Aspire College Academy*	06/01/17	Beyond Authority
Alameda	Oakland Unified	Envision Education - Envision Academy of Arts and Technology*	06/05/17	Beyond Authority
Alameda	Oakland Unified	Oakland School for the Arts*	06/05/17	Beyond Authority
Alameda	Oakland Unified	Oakland Unity High*	05/26/17	Beyond Authority
Alameda	San Lorenzo Unified	KIPP Summit Academy*	06/05/17	Beyond Authority
Butte	Oroville City Elementary	STREAM Charter *	06/05/17	Beyond Authority
El Dorado	Camino Union	Camino Science and Natural Resources Charter*	06/02/17	Beyond Authority
El Dorado	Camino Union	Camino Science and Natural Resources Charter*	06/02/17	Beyond Authority
Fresno	Clovis Unified	Clovis Online Charter (Sunnyside-Herndon)*	06/05/17	Beyond Authority
Fresno	Clovis Unified	Clovis Online Charter (Sunnyside-Herndon)*	06/05/17	Beyond Authority
Fresno	Clovis Unified	Clovis Online Charter (Fowler-Herndon)*	06/05/17	Beyond Authority
Fresno	Clovis Unified	Clovis Online Charter (Fowler-Herndon)*	06/05/17	Beyond Authority
Fresno	Kings Canyon Unified	Reedley Middle College High *	06/05/17	Beyond Authority
Fresno	Sanger Unified	Hallmark Charter*	06/05/17	Beyond Authority
Fresno	Sanger Unified	Hallmark Charter*	06/05/17	Beyond Authority
Imperial	Imperial County Office of Education	Imperial Pathways Charter - Del Rio Campus*	06/05/17	Beyond Authority
Imperial	Imperial County Office of Education	Imperial Pathways Charter - Valley Campus*	06/05/17	Beyond Authority
Kings	Lemoore Union High	Lemoore Middle College High*	06/05/17	Beyond Authority
Los Angeles	Inglewood Unified	ICEF Inglewood Elementary Charter*	06/05/17	Beyond Authority
Los Angeles	Inglewood Unified	ICEF Inglewood Middle Charter*	06/05/17	Beyond Authority
Los Angeles	Inglewood Unified	Today's Fresh Start - Inglewood*	06/05/17	Beyond Authority
Los Angeles	Los Angeles Unified	Academia Avance*	06/05/17	Beyond Authority
Los Angeles	Los Angeles Unified	Aspire Public Schools - Aspire Centennial College Preparatory*	06/01/17	Beyond Authority
Los Angeles	Los Angeles Unified	Birmingham Community Charter High*	05/31/17	Beyond Authority
Los Angeles	Los Angeles Unified	Bright Star Secondary Charter Academy*	05/30/17	Beyond Authority
Los Angeles	Los Angeles Unified	Citizens of the World 2 (Silver Lake)*	06/05/17	Beyond Authority
Los Angeles	Los Angeles Unified	Citizens of the World 3 (Mar Vista)*	06/05/17	Beyond Authority
Los Angeles	Los Angeles Unified	Citizens of the World Hollywood Charter*	06/05/17	Beyond Authority
Los Angeles	Los Angeles Unified	City Charter*	06/05/17	Beyond Authority
Los Angeles	Los Angeles Unified	Colfax Elementary*	06/05/17	Beyond Authority
Los Angeles	Los Angeles Unified	Extera Public Schools #1*	06/05/17	Beyond Authority
Los Angeles	Los Angeles Unified	Extera Public Schools #2*	06/05/17	Beyond Authority
Los Angeles	Los Angeles Unified	Gabriella Charter*	06/05/17	Beyond Authority
Los Angeles	Los Angeles Unified	Gabriella Charter #2*	06/05/17	Beyond Authority
Los Angeles	Los Angeles Unified	Granada Hills Charter (Devonshire Campus)*	06/05/17	Beyond Authority
Los Angeles	Los Angeles Unified	Granada Hills Charter (New Media Center)*	06/05/17	Beyond Authority
Los Angeles	Los Angeles Unified	Grover Cleveland Charter High*	06/05/17	Beyond Authority
Los Angeles	Los Angeles Unified	ICEF Vista Elementary Charter Academy*	06/05/17	Beyond Authority
Los Angeles	Los Angeles Unified	ICEF Vista Middle Charter Academy*	06/05/17	Beyond Authority
Los Angeles	Los Angeles Unified	LA Promise Fund High*	06/05/17	Beyond Authority
Los Angeles	Los Angeles Unified	Magnolia Science Academy - 2*	06/05/17	Beyond Authority
Los Angeles	Los Angeles Unified	Magnolia Science Academy - 3*	06/05/17	Beyond Authority
Los Angeles	Los Angeles Unified	Magnolia Science Academy - 5*	06/05/17	Beyond Authority
Los Angeles	Los Angeles Unified	Marquez Charter*	06/05/17	Beyond Authority
Los Angeles	Los Angeles Unified	New Heights Charter*	05/31/17	Beyond Authority
Los Angeles	Los Angeles Unified	Palisades Charter High*	05/30/17	Beyond Authority
Los Angeles	Los Angeles Unified	Stella Elementary Charter Academy*	05/30/17	Beyond Authority
Los Angeles	Los Angeles Unified	Stella Middle Charter Academy*	05/30/17	Beyond Authority
Los Angeles	Los Angeles Unified	Synergy Charter Academy*	05/30/17	Beyond Authority
Los Angeles	Los Angeles Unified	Synergy Charter Kinetic*	05/30/17	Beyond Authority
Los Angeles	Los Angeles Unified	Synergy Charter Quantum Academy*	05/30/17	Beyond Authority
Los Angeles	Los Angeles Unified	Taft Charter High*	06/05/17	Beyond Authority
Los Angeles	Los Angeles Unified	Today's Fresh Start - Compton*	06/05/17	Beyond Authority
Los Angeles	Los Angeles Unified	USC College Preparatory - Blue Campus*	06/02/17	Beyond Authority
Los Angeles	Los Angeles Unified	USC College Preparatory - Orange Campus*	06/02/17	Beyond Authority
Los Angeles	Los Angeles Unified	Valor Academy Elementary*	05/30/17	Beyond Authority
Los Angeles	Los Angeles Unified	Vaughn Elementary School Arts Center*	04/12/17	Beyond Authority
Los Angeles	Los Angeles Unified	Vaughn High School Arts Center*	04/12/17	Beyond Authority
Los Angeles	Los Angeles Unified	Vaughn Middle School Arts Center*	04/12/17	Beyond Authority

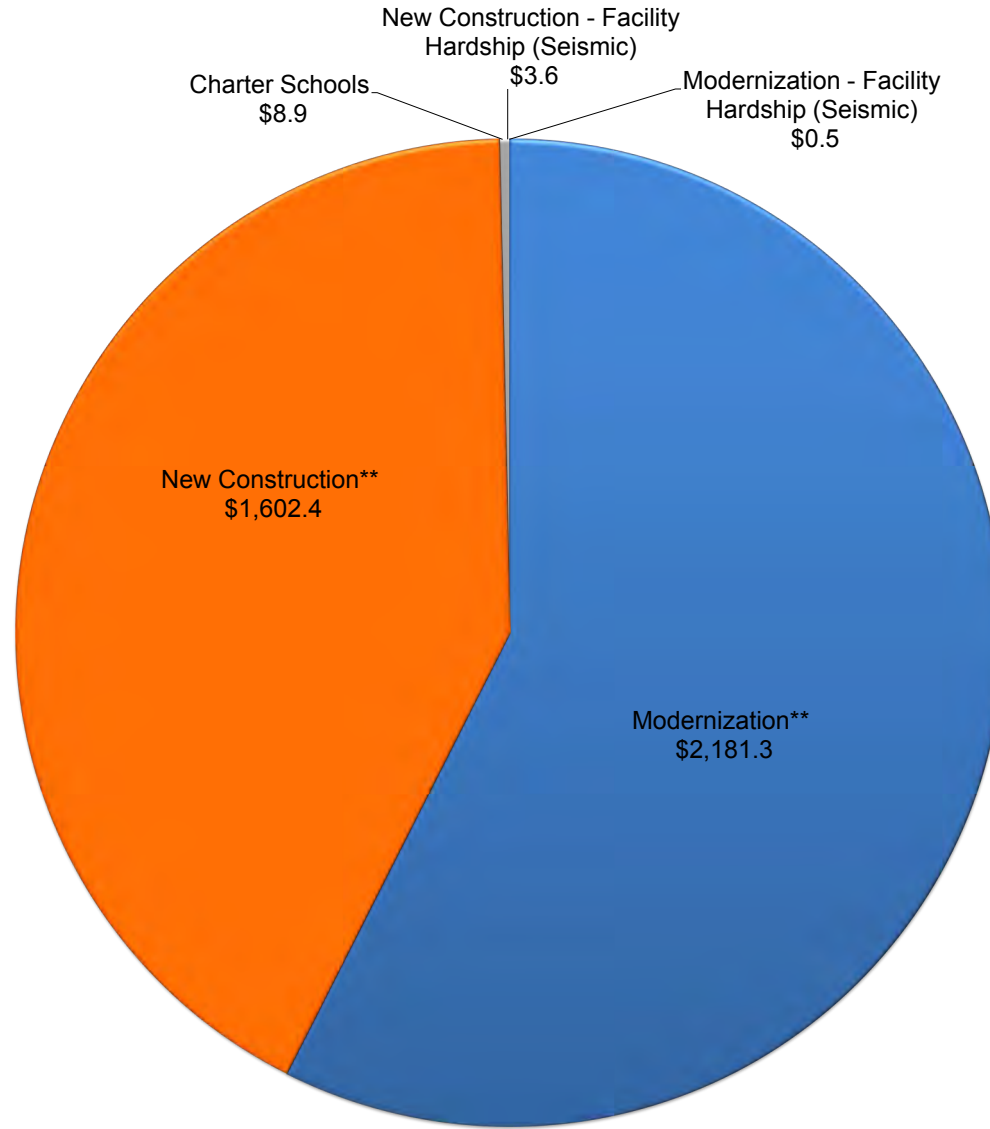
CHARTER SCHOOL FACILITIES PROGRAM (CSFP)
 Remaining Unfunded In-House CSFP Applications as of October 31, 2019
 Listed in Alphabetical Order by County

Los Angeles	Los Angeles Unified	Westside Innovative School House Charter Community School*	06/05/17	Beyond Authority
Los Angeles	Los Angeles Unified	Westside Innovative School House Charter High*	06/05/17	Beyond Authority
Los Angeles	Long Beach Unified	Intellectual Virtues Academy High*	06/05/17	Beyond Authority
Madera	Chawanakee Unified	Minarets Charter High*	06/01/17	Beyond Authority
Napa	Napa Valley Unified	River Charter*	06/05/17	Beyond Authority
Napa	Napa Valley Unified	River Charter*	06/05/17	Beyond Authority
Napa	Napa Valley Unified	Stone Bridge Charter*	06/05/17	Beyond Authority
Nevada	Grass Valley Elementary	Grass Valley Charter*	06/05/17	Beyond Authority
Nevada	Grass Valley Elementary	Grass Valley Charter*	06/05/17	Beyond Authority
Nevada	Grass Valley Elementary	Nevada City School of the Arts*	06/01/17	Beyond Authority
Orange	Orange Unified	El Rancho Charter*	04/20/17	Beyond Authority
Riverside	Riverside County Office of Education	Riverside County Education Academy*	06/05/17	Beyond Authority
Sacramento	Elk Grove Unified	Elk Grove Charter School*	06/05/17	Beyond Authority
Sacramento	Natomas Unified	Westlake K-8 Charter*	05/22/17	Beyond Authority
Sacramento	Sacramento City Unified	Aspire Public Schools - Aspire Capitol Heights Academy*	06/01/17	Beyond Authority
Sacramento	Sacramento City Unified	Capitol Collegiate Academy*	06/05/17	Beyond Authority
Sacramento	San Juan Unified	California Montessori Project - San Juan Campus (Orangevale)*	06/05/17	Beyond Authority
Sacramento	San Juan Unified	Golden Valley Orchard Charter*	06/05/17	Beyond Authority
Sacramento	San Juan Unified	Golden Valley River Charter*	06/05/17	Beyond Authority
Sacramento	Twin Rivers Unified	Creative Connections Arts Academy*	06/05/17	Beyond Authority
Sacramento	Twin Rivers Unified	Creative Connections Arts Academy*	06/05/17	Beyond Authority
Sacramento	Twin Rivers Unified	Smythe Academy*	06/05/17	Beyond Authority
Sacramento	Twin Rivers Unified	Smythe Academy*	06/05/17	Beyond Authority
Sacramento	Twin Rivers Unified	Westside Preparatory Academy*	06/05/17	Beyond Authority
Sacramento	Twin Rivers Unified	Westside Preparatory Academy*	06/05/17	Beyond Authority
San Benito	Hollister Elementary	Navigator Schools - Hollister Preparatory*	06/05/17	Beyond Authority
San Benito	Hollister Elementary	Navigator Schools - Hollister Preparatory*	06/05/17	Beyond Authority
San Diego	Chula Vista Elementary	Arroyo Vista Charter*	06/05/17	Beyond Authority
San Diego	Chula Vista Elementary	Chula Vista Learning Community*	06/05/17	Beyond Authority
San Diego	Chula Vista Elementary	Chula Vista Learning Community*	06/05/17	Beyond Authority
San Diego	Chula Vista Elementary	Discovery Charter*	06/05/17	Beyond Authority
San Diego	Chula Vista Elementary	Discovery Charter*	06/05/17	Beyond Authority
San Diego	Chula Vista Elementary	Feaster Charter*	06/05/17	Beyond Authority
San Diego	Chula Vista Elementary	Feaster Charter*	06/05/17	Beyond Authority
San Diego	Chula Vista Elementary	Mueller Charter*	06/05/17	Beyond Authority
San Diego	Chula Vista Elementary	Mueller Charter*	06/05/17	Beyond Authority
San Diego	Grossmont Union High	Liberty Charter High *	06/05/17	Beyond Authority
San Diego	San Diego Unified	Health Sciences High and Middle College*	05/18/17	Beyond Authority
San Diego	San Diego Unified	Innovations Academy*	05/18/17	Beyond Authority
San Diego	San Diego Unified	Museum School*	05/18/17	Beyond Authority
San Diego	South Bay Union	Nestor Charter*	06/05/17	Beyond Authority
San Joaquin	New Jerusalem Elementary	Delta Charter School*	06/05/17	Beyond Authority
San Joaquin	Stockton Unified	Aspire Public School - Aspire APEX Academy*	06/01/17	Beyond Authority
San Joaquin	Tracy Unified	Tracy Learning Center - Discovery Charter*	06/05/17	Beyond Authority
San Mateo	San Carlos Elementary	Charter Learning Center*	06/02/17	Beyond Authority
San Mateo	San Carlos Elementary	Charter Learning Center*	06/02/17	Beyond Authority
Santa Clara	East Side Union High	Alpha Public Schools - Cindy Avitia High *	06/05/17	Beyond Authority
Santa Clara	Gilroy Unified	Navigator Schools - Gilroy Preparatory*	06/05/17	Beyond Authority
Shasta	Enterprise Elementary	Pace Academy*	06/05/17	Beyond Authority
Shasta	Enterprise Elementary	Pace Academy*	06/05/17	Beyond Authority
Solano	Vallejo Unified	MIT Academy Middle School *	05/22/17	Beyond Authority
Solano	Vallejo Unified	MIT Academy Middle School *	05/22/17	Beyond Authority
Sonoma	Old Adobe Union	Loma Vista Immersion Academy*	06/05/17	Beyond Authority
Sonoma	Petaluma City Elementary	Live Oak Charter*	06/05/17	Beyond Authority
Sonoma	Sebastopol Union	Sebastopol Independent Charter*	06/05/17	Beyond Authority
Sonoma	Twin Hills Union	Twin Hills Charter Middle School*	05/26/17	Beyond Authority
Sonoma	Windsor Unified	Cali Calmecac Language Academy*	05/25/17	Beyond Authority
Sonoma	Windsor Unified	Cali Calmecac Language Academy *	05/25/17	Beyond Authority
Ventura	Ventura Unified	Ventura Charter School*	05/26/17	Beyond Authority
Yolo	Washington Unified	Washington Middle College High School*	06/05/17	Beyond Authority

*CSFP applications that did not receive a Preliminary Charter School Apportionment will be retained through the end of 2018 to enable the Board to continue awarding Preliminary Charter School Apportionments during that time, provided additional bond authority returns. Applications on this list will require a complete review by OPSC and the California School Finance Authority to be eligible for funding.

These Pages Intentionally Left Blank

School Facility Program Applications within Bond Authority*
- in millions of dollars, as of October 31, 2019-



*The projects on this report only represents completed applications that are awaiting Office of Public School Construction (OPSC) processing and scheduling to the State Allocation Board. It does not reflect the OPSC's complete workload or guarantee the project is within available bond authority.

** Includes Facility Hardship Non-Seismic applications.

This list includes future workload that is identified as:

- Pending reflects workload that has been processed by OPSC but awaiting further information/documentation from the district.
- Reviewing reflects currently being processed by OPSC.

INFORMATION ITEM

FULL-DAY KINDERGARTEN FACILITIES GRANT PROGRAM (as of October 31, 2019)

The applications on this list represent Full-Day Kindergarten Facilities Grant Program projects in date order received through August 1, 2019. These applications have been received and are currently being reviewed by the Office of Public School Construction.

Published monthly in the SAB Agenda.

This report is also located on the [OPSC Website](#)

Full-Day Kindergarten Facilities Grant Program
- Workload as of October 31, 2019 -

District	County	Site Name	Application Number	OPSC Date Received	Estimated State Grant (a)	Financial Hardship (b)	Estimated SAB Date
Chico Unified	Butte	Emma Wilson Elementary	70/61424-00-007	5/30/2019	\$ 1,251,446	TBD	TBD
Chico Unified	Butte	Mcmanus Elementary	70/61424-00-008	5/30/2019	\$ 1,668,595	TBD	TBD
Chico Unified	Butte	Marigold Elementary	70/61424-00-009	5/30/2019	\$ 1,668,595	TBD	TBD
Chico Unified	Butte	Neal Dow Elementary	70/61424-00-010	5/30/2019	\$ 414,149	TBD	TBD
Chico Unified	Butte	Sierra View Elementary	70/61424-00-011	5/30/2019	\$ 1,251,446	TBD	TBD
Chico Unified	Butte	Rosedale Elementary	70/61424-00-012	5/30/2019	\$ 1,668,595	TBD	TBD
Chico Unified	Butte	Hooker Oak Elementary	70/61424-00-013	5/30/2019	\$ 1,251,446	TBD	TBD
Martinez Unified	Contra Costa	John Muir Elementary	70/61739-00-002	5/30/2019	\$ 834,298	TBD	TBD
West Contra Costa Unified	Contra Costa	Wilson Elementary	70/61796-00-001	5/29/2019	\$ 1,251,446	TBD	TBD
Fowler Unified	Fresno	Marshall Elementary	70/62158-00-003	5/30/2019	\$ 2,920,041	TBD	TBD
Fowler Unified	Fresno	Malaga Elementary	70/62158-00-004	5/30/2019	\$ 834,298	TBD	TBD
Fresno Unified	Fresno	Addams Elementary	70/62166-00-006	5/9/2019	\$ 834,298	TBD	TBD
Fresno Unified	Fresno	Del Mar Elementary	70/62166-00-007	5/9/2019	\$ 1,251,446	TBD	TBD
Fresno Unified	Fresno	Ewing Elementary	70/62166-00-008	5/9/2019	\$ 1,668,595	TBD	TBD
Sanger Unified	Fresno	Lone Star Elementary	70/62414-00-005	5/20/2019	\$ 1,251,446	TBD	TBD
Sanger Unified	Fresno	Lincoln Elementary	70/62414-00-006	5/20/2019	\$ 834,298	TBD	TBD
Sanger Unified	Fresno	Wilson Elementary	70/62414-00-007	5/20/2019	\$ 834,298	TBD	TBD
Sanger Unified	Fresno	Madison Elementary	70/62414-00-008	5/20/2019	\$ 834,298	TBD	TBD
Sanger Unified	Fresno	John Wash Elementary	70/62414-00-009	5/20/2019	\$ 834,298	TBD	TBD
Selma Unified	Fresno	Andrew Jackson Elementary	70/62430-00-008	5/9/2019	\$ 1,668,595	TBD	TBD
Selma Unified	Fresno	Theodore Roosevelt Elementary	70/62430-00-009	5/9/2019	\$ 1,668,595	TBD	TBD
Selma Unified	Fresno	George Washington Elementary	70/62430-00-010	5/9/2019	\$ 1,668,595	TBD	TBD
Selma Unified	Fresno	Indianola Elementary	70/62430-00-011	5/9/2019	\$ 834,298	TBD	TBD
Selma Unified	Fresno	Woodrow Wilson Elementary	70/62430-00-012	5/9/2019	\$ 834,298	TBD	TBD
Selma Unified	Fresno	Garfield Elementary	70/62430-00-013	5/9/2019	\$ 834,298	TBD	TBD
Selma Unified	Fresno	Terry Elementary	70/62430-00-014	5/9/2019	\$ 417,149	TBD	TBD
El Centro Elementary	Imperial	Lincoln Elementary	70/63123-00-004	5/15/2019	\$ 834,298	TBD	TBD
El Centro Elementary	Imperial	Hendrick Elementary	70/63123-00-005	5/15/2019	\$ 834,298	TBD	TBD
El Centro Elementary	Imperial	Harding Elementary	70/63123-00-006	5/15/2019	\$ 834,298	TBD	TBD
Delano Union Elementary	Kern	Morningside Elementary	70/63404-00-006	5/9/2019	\$ 834,298	TBD	TBD

Full-Day Kindergarten Facilities Grant Program
- Workload as of October 31, 2019 -

District	County	Site Name	Application Number	OPSC Date Received	Estimated State Grant (a)	Financial Hardship (b)	Estimated SAB Date
Delano Union Elementary	Kern	Terrace Elementary	70/63404-00-007	5/9/2019	\$ 417,149	TBD	TBD
Delano Union Elementary	Kern	Princeton Street Elementary	70/63404-00-008	5/9/2019	\$ 417,149	TBD	TBD
Greenfield Union	Kern	Palla Elementary	70/63503-00-002	5/15/2019	\$ 2,085,744	TBD	TBD
Greenfield Union	Kern	Plantation Elementary	70/63503-00-003	5/15/2019	\$ 834,298	TBD	TBD
Greenfield Union	Kern	Kendrick Elementary	70/63503-00-004	5/15/2019	\$ 1,251,446	TBD	TBD
Greenfield Union	Kern	Fairview Elementary	70/63503-00-005	5/15/2019	\$ 834,298	TBD	TBD
Greenfield Union	Kern	Valle Verde Elementary	70/63503-00-006	5/15/2019	\$ 2,085,744	TBD	TBD
Greenfield Union	Kern	Granite Pointe Elementary	70/63503-00-007	5/15/2019	\$ 1,251,446	TBD	TBD
Greenfield Union	Kern	Horizon Elementary	70/63503-00-008	5/15/2019	\$ 417,149	TBD	TBD
Southern Kern Unified	Kern	Westpark Elementary	70/63776-00-004	5/9/2019	\$ 1,668,595	TBD	TBD
Standard Elementary	Kern	Wingland Elementary	70/63792-00-005	5/14/2019	\$ 2,502,893	TBD	TBD
Standard Elementary	Kern	Highland Elementary	70/63792-00-006	5/14/2019	\$ 2,085,744	TBD	TBD
Armona Union Elementary	Kings	Armona Elementary	70/63875-00-002	5/13/2019	\$ 1,676,055	TBD	TBD
Hanford Elementary	Kings	Lincoln Elementary	70/63917-00-003	5/6/2019	\$ 1,258,906	TBD	TBD
Hanford Elementary	Kings	Monroe Elementary	70/63917-00-004	5/6/2019	\$ 841,758	TBD	TBD
Kit Carson Union Elementary	Kings	Kit Carson Elementary	70/63958-00-002	5/1/2019	\$ 424,609	TBD	TBD
Lennox Elementary	Los Angeles	Moffett Elementary	70/64709-00-002	5/23/2019	\$ 1,668,595	TBD	TBD
Lennox Elementary	Los Angeles	Dolores Huerta Elementary	70/64709-00-003	5/23/2019	\$ 1,668,595	TBD	TBD
Lennox Elementary	Los Angeles	Jefferson Elementary	70/64709-00-004	5/23/2019	\$ 3,337,190	TBD	TBD
San Marino Unified	Los Angeles	Carver Elementary	70/64964-00-001	5/30/2019	\$ 834,298	TBD	TBD
San Marino Unified	Los Angeles	Valentine Elementary	70/64964-00-002	5/30/2019	\$ 834,298	TBD	TBD
Sulphur Springs Union	Los Angeles	Pinetree Community	70/65045-00-010	5/9/2019	\$ 2,085,744	TBD	TBD
Sulphur Springs Union	Los Angeles	Mitchell Community	70/65045-00-011	5/9/2019	\$ 2,085,744	TBD	TBD
Sulphur Springs Union	Los Angeles	Sulphur Springs Community	70/65045-00-012	5/9/2019	\$ 1,668,595	TBD	TBD
Sulphur Springs Union	Los Angeles	Leona Cox Community	70/65045-00-013	5/9/2019	\$ 1,251,446	TBD	TBD
Sulphur Springs Union	Los Angeles	Canyon Springs Community	70/65045-00-014	5/9/2019	\$ 1,251,446	TBD	TBD
Sulphur Springs Union	Los Angeles	Mint Canyon Community	70/65045-00-015	5/9/2019	\$ 1,251,446	TBD	TBD
Sulphur Springs Union	Los Angeles	Fair Oaks Ranch Community	70/65045-00-016	5/9/2019	\$ 2,920,041	TBD	TBD
Sulphur Springs Union	Los Angeles	Golden Oak Community	70/65045-00-017	5/9/2019	\$ 1,251,446	TBD	TBD
San Rafael City Schools	Marin	San Padro Elementary	70/65458-00-002	5/2/2019	\$ 1,668,595	TBD	TBD

Full-Day Kindergarten Facilities Grant Program
- Workload as of October 31, 2019 -

District	County	Site Name	Application Number	OPSC Date Received	Estimated State Grant (a)	Financial Hardship (b)	Estimated SAB Date
Alisal Union	Monterey	Oscar F. Loya Elementary	70/65961-00-009	5/8/2019	\$ 1,251,446	TBD	TBD
Alisal Union	Monterey	Cesar E. Chavez Elementary	70/65961-00-010	5/8/2019	\$ 1,251,446	TBD	TBD
Alisal Union	Monterey	Creekside Elementary	70/65961-00-011	5/8/2019	\$ 1,251,446	TBD	TBD
Alisal Union	Monterey	Virginia Rocca Barton Elementary	70/65961-00-012	5/8/2019	\$ 1,251,446	TBD	TBD
Alisal Union	Monterey	Dr. Martin Luther King Jr Academy	70/65961-00-013	5/8/2019	\$ 834,298	TBD	TBD
Alisal Union	Monterey	John E. Steinbeck Elementary	70/65961-00-014	5/8/2019	\$ 834,298	TBD	TBD
Alisal Union	Monterey	Monte Bella Elementary	70/65961-00-015	5/8/2019	\$ 417,149	TBD	TBD
Alisal Union	Monterey	Alisal Community	70/65961-00-016	5/8/2019	\$ 417,149	TBD	TBD
Chualar Union Elementary	Monterey	Chualar Elementary	70/65995-00-001	5/28/2019	\$ 841,758	TBD	TBD
Salinas City Elementary	Monterey	University Park Elementary	70/66142-00-001	5/22/2019	\$ 2,085,744	TBD	TBD
Salinas City Elementary	Monterey	Henry F. Kammann Elementary	70/66142-00-002	5/22/2019	\$ 1,668,595	TBD	TBD
Salinas City Elementary	Monterey	Los Padres Elementary	70/66142-00-003	5/22/2019	\$ 1,668,595	TBD	TBD
Salinas City Elementary	Monterey	Mission Park Elementary	70/66142-00-004	5/22/2019	\$ 1,668,595	TBD	TBD
Salinas City Elementary	Monterey	Monterey Park Elementary	70/66142-00-005	5/22/2019	\$ 1,251,446	TBD	TBD
Anaheim Elementary	Orange	Roosevelt Elementary	70/66423-00-001	5/17/2019	\$ 417,149	TBD	TBD
Centralia Elementary	Orange	Los Coyotes Elementary	70/66472-00-006	5/9/2019	\$ 417,149	TBD	TBD
Centralia Elementary	Orange	Raymond Temple Elementary	70/66472-00-007	5/9/2019	\$ 1,251,446	TBD	TBD
Centralia Elementary	Orange	George B. Miller Elementary	70/66472-00-008	5/9/2019	\$ 417,149	TBD	TBD
Centralia Elementary	Orange	Dysinger Elementary	70/66472-00-009	5/9/2019	\$ 417,149	TBD	TBD
Centralia Elementary	Orange	San Marino Elementary	70/66472-00-010	5/9/2019	\$ 417,149	TBD	TBD
Santa Ana Unified	Orange	George Washington Elementary	70/66670-00-015	5/1/2019	\$ 2,502,893	TBD	TBD
Santa Ana Unified	Orange	Dr. Martin Luther King Jr Elementary	70/66670-00-016	5/1/2019	\$ 417,149	TBD	TBD
Santa Ana Unified	Orange	Thomas A. Edison Elementary	70/66670-00-017	5/1/2019	\$ 1,668,595	TBD	TBD
Santa Ana Unified	Orange	John Muir Fundamental Elementary	70/66670-00-018	5/1/2019	\$ 834,298	TBD	TBD
Santa Ana Unified	Orange	Pio Pico Elementary	70/66670-00-019	5/1/2019	\$ 834,298	TBD	TBD
Santa Ana Unified	Orange	Jim Thorpe Fundamental Elementary	70/66670-00-020	5/1/2019	\$ 1,251,446	TBD	TBD
Santa Ana Unified	Orange	Walker Elementary	70/66670-00-021	5/1/2019	\$ 417,149	TBD	TBD
Santa Ana Unified	Orange	James A. Garfield Elementary	70/66670-00-022	5/1/2019	\$ 1,251,446	TBD	TBD
Santa Ana Unified	Orange	Greenville Fundamental Elementary	70/66670-00-023	5/1/2019	\$ 1,668,595	TBD	TBD
Santa Ana Unified	Orange	Abraham Lincoln Elementary	70/66670-00-024	5/1/2019	\$ 1,668,595	TBD	TBD

Full-Day Kindergarten Facilities Grant Program
- Workload as of October 31, 2019 -

District	County	Site Name	Application Number	OPSC Date Received	Estimated State Grant (a)	Financial Hardship (b)	Estimated SAB Date
Santa Ana Unified	Orange	Monte Vista Elementary	70/66670-00-025	5/1/2019	\$ 834,298	TBD	TBD
Santa Ana Unified	Orange	Theodore Roosevelt Elementary	70/66670-00-026	5/1/2019	\$ 834,298	TBD	TBD
Santa Ana Unified	Orange	Sepulveda Elementary	70/66670-00-027	5/1/2019	\$ 417,149	TBD	TBD
Santa Ana Unified	Orange	Woodrow Wilson Elementary	70/66670-00-028	5/1/2019	\$ 834,298	TBD	TBD
Alvord Unified	Riverside	Valley View Elementary	70/66977-00-014	5/1/2019	\$ 1,251,446	TBD	TBD
Alvord Unified	Riverside	Foothill Elementary	70/66977-00-015	5/1/2019	\$ 1,251,446	TBD	TBD
Alvord Unified	Riverside	Mcauliffe Elementary	70/66977-00-016	5/1/2019	\$ 1,668,595	TBD	TBD
Alvord Unified	Riverside	Promendade Elementary	70/66977-00-017	5/1/2019	\$ 1,251,446	TBD	TBD
Alvord Unified	Riverside	Terrace Elementary	70/66977-00-018	5/1/2019	\$ 1,668,595	TBD	TBD
Alvord Unified	Riverside	Orrenmaa Elementary	70/66977-00-019	5/1/2019	\$ 834,298	TBD	TBD
Alvord Unified	Riverside	Myra Linn Elementary	70/66977-00-020	5/1/2019	\$ 834,298	TBD	TBD
Alvord Unified	Riverside	Rosemary Kennedy Elementary	70/66977-00-021	5/1/2019	\$ 834,298	TBD	TBD
Alvord Unified	Riverside	Arlanza Elementary	70/66977-00-022	5/1/2019	\$ 834,298	TBD	TBD
Alvord Unified	Riverside	Collett Elementary	70/66977-00-023	5/1/2019	\$ 1,251,446	TBD	TBD
Alvord Unified	Riverside	Lake Hills Elementary	70/66977-00-024	5/1/2019	\$ 1,251,446	TBD	TBD
Alvord Unified	Riverside	La Granada Elementary	70/66977-00-025	5/1/2019	\$ 1,251,446	TBD	TBD
Alvord Unified	Riverside	Twinhill Elementary	70/66977-00-026	5/1/2019	\$ 834,298	TBD	TBD
Desert Sands Unified	Riverside	Kennedy Elementary	70/67058-00-001	5/23/2019	\$ 620,850	TBD	TBD
Moreno Valley Unified	Riverside	Butterfield Elementary	70/67124-00-009	5/30/2019	\$ 1,251,446	TBD	TBD
Moreno Valley Unified	Riverside	Honey Hollow Elementary	70/67124-00-010	5/30/2019	\$ 1,251,446	TBD	TBD
Moreno Valley Unified	Riverside	North Ridge Elementary	70/67124-00-011	5/30/2019	\$ 1,251,446	TBD	TBD
Moreno Valley Unified	Riverside	Ridge Crest Elementary	70/67124-00-012	5/30/2019	\$ 834,298	TBD	TBD
Moreno Valley Unified	Riverside	Seneca Elementary	70/67124-00-013	5/30/2019	\$ 834,298	TBD	TBD
Moreno Valley Unified	Riverside	Serrano Elementary	70/67124-00-014	5/30/2019	\$ 834,298	TBD	TBD
Moreno Valley Unified	Riverside	Bear Valley Elementary	70/67124-00-015	5/30/2019	\$ 417,149	TBD	TBD
Moreno Valley Unified	Riverside	Cloverdale Elementary	70/67124-00-016	5/30/2019	\$ 417,149	TBD	TBD
Moreno Valley Unified	Riverside	Creekside Elementary	70/67124-00-017	5/30/2019	\$ 417,149	TBD	TBD
Moreno Valley Unified	Riverside	Hidden Springs Elementary	70/67124-00-018	5/30/2019	\$ 417,149	TBD	TBD
Nuview Union	Riverside	Valley View Elementary	70/67157-00-001	5/24/2019	\$ 841,758	TBD	TBD
Riverside Unified	Riverside	Highgrove Elementary	70/67215-00-001	5/14/2019	\$ 1,361,219	TBD	TBD

Full-Day Kindergarten Facilities Grant Program
- Workload as of October 31, 2019 -

District	County	Site Name	Application Number	OPSC Date Received	Estimated State Grant (a)	Financial Hardship (b)	Estimated SAB Date
Riverside Unified	Riverside	Jefferson Elementary	70/67215-00-002	5/14/2019	\$ 1,668,595	TBD	TBD
Riverside Unified	Riverside	Madison Elementary	70/67215-00-003	5/15/2019	\$ 2,085,744	TBD	TBD
Riverside Unified	Riverside	Longfellow Elementary	70/67215-00-004	5/14/2019	\$ 2,085,744	TBD	TBD
Riverside Unified	Riverside	Monroe Elementary	70/67215-00-005	5/14/2019	\$ 2,085,744	TBD	TBD
Riverside Unified	Riverside	Adams Elementary	70/67215-00-006	5/14/2019	\$ 1,251,446	TBD	TBD
Riverside Unified	Riverside	Alcott Elementary	70/67215-00-007	5/14/2019	\$ 834,298	TBD	TBD
Riverside Unified	Riverside	Fremont Elementary	70/67215-00-008	5/14/2019	\$ 907,480	TBD	TBD
San Jacinto Unified	Riverside	San Jacinto Elementary	70/67249-00-001	5/24/2019	\$ 1,668,595	TBD	TBD
San Jacinto Unified	Riverside	Edward Hyatt Elementary	70/67249-00-002	5/24/2019	\$ 417,149	TBD	TBD
Robla Elementary	Sacramento	Bell Avenue Elementary	70/67421-00-004	5/9/2019	\$ 841,758	TBD	TBD
Robla Elementary	Sacramento	Glenwood Elementary	70/67421-00-005	5/9/2019	\$ 1,258,906	TBD	TBD
Robla Elementary	Sacramento	Taylor Street Elementary	70/67421-00-006	5/9/2019	\$ 841,758	TBD	TBD
Hollister	San Benito	Calaveras Elementary	70/67470-00-005	5/30/2019	\$ 1,668,595	TBD	TBD
Hollister	San Benito	Ro Hardin Elementary	70/67470-00-006	5/30/2019	\$ 1,668,595	TBD	TBD
Hollister	San Benito	Gabilan Hills Elementary/Hdla	70/67470-00-007	5/30/2019	\$ 2,085,744	TBD	TBD
Hollister	San Benito	Cerra Vista Elementary	70/67470-00-008	5/30/2019	\$ 2,085,744	TBD	TBD
Colton Joint Unified	San Bernardino	Mckinley Elementary	70/67686-00-001	5/30/2019	\$ 834,298	TBD	TBD
Colton Joint Unified	San Bernardino	Ruth Grimes Elementary	70/67686-00-002	5/30/2019	\$ 1,251,446	TBD	TBD
Colton Joint Unified	San Bernardino	Wilson Elementary	70/67686-00-003	5/30/2019	\$ 834,298	TBD	TBD
Colton Joint Unified	San Bernardino	Rogers Elementary	70/67686-00-004	5/30/2019	\$ 834,298	TBD	TBD
Colton Joint Unified	San Bernardino	Crestmore Elementary	70/67686-00-005	5/30/2019	\$ 417,149	TBD	TBD
Colton Joint Unified	San Bernardino	Zimmerman Elementary	70/67686-00-006	5/30/2019	\$ 417,149	TBD	TBD
Cucamonga Elementary	San Bernardino	Cucamonga Elementary	70/67694-00-001	5/22/2019	\$ 1,258,906	TBD	TBD
Fontana Unified	San Bernardino	Locust Elementary	70/67710-00-021	5/30/2019	\$ 417,149	TBD	TBD
Fontana Unified	San Bernardino	Primrose Elementary	70/67710-00-022	5/30/2019	\$ 834,298	TBD	TBD
Fontana Unified	San Bernardino	Dorothy Grant Elementary	70/67710-00-023	5/30/2019	\$ 417,149	TBD	TBD
Fontana Unified	San Bernardino	Hemlock Elementary	70/67710-00-024	5/30/2019	\$ 834,298	TBD	TBD
Fontana Unified	San Bernardino	Poplar Elementary	70/67710-00-025	5/30/2019	\$ 834,298	TBD	TBD
Fontana Unified	San Bernardino	Sierra Lakes Elementary	70/67710-00-026	5/30/2019	\$ 417,149	TBD	TBD
Fontana Unified	San Bernardino	Oleander Elementary	70/67710-00-027	5/30/2019	\$ 1,668,595	TBD	TBD

Full-Day Kindergarten Facilities Grant Program
- Workload as of October 31, 2019 -

District	County	Site Name	Application Number	OPSC Date Received	Estimated State Grant (a)	Financial Hardship (b)	Estimated SAB Date
Fontana Unified	San Bernardino	Porter Elementary	70/67710-00-028	5/30/2019	\$ 1,251,446	TBD	TBD
Fontana Unified	San Bernardino	Beech Elementary	70/67710-00-029	5/30/2019	\$ 834,298	TBD	TBD
Fontana Unified	San Bernardino	Palmetto Elementary	70/67710-00-030	5/30/2019	\$ 1,251,446	TBD	TBD
Fontana Unified	San Bernardino	Date Elementary	70/67710-00-031	5/30/2019	\$ 1,251,446	TBD	TBD
Fontana Unified	San Bernardino	Randall Pepper Elementary	70/67710-00-032	5/30/2019	\$ 834,298	TBD	TBD
Fontana Unified	San Bernardino	Citrus Elementary	70/67710-00-033	5/30/2019	\$ 834,298	TBD	TBD
Fontana Unified	San Bernardino	Cypress Elementary	70/67710-00-034	5/30/2019	\$ 1,251,446	TBD	TBD
Fontana Unified	San Bernardino	Canyon Crest Elementary	70/67710-00-035	5/30/2019	\$ 834,298	TBD	TBD
Fontana Unified	San Bernardino	Live Oak Elementary	70/67710-00-036	5/30/2019	\$ 834,298	TBD	TBD
Fontana Unified	San Bernardino	West Randall Elementary	70/67710-00-037	5/30/2019	\$ 417,149	TBD	TBD
Fontana Unified	San Bernardino	N. Tamarind Elementary	70/67710-00-038	5/30/2019	\$ 417,149	TBD	TBD
Rialto Unified	San Bernardino	Lm Preston Elementary	70/67850-00-005	5/29/2019	\$ 417,149	TBD	TBD
Rialto Unified	San Bernardino	Trapp Elementary	70/67850-00-006	5/29/2019	\$ 417,149	TBD	TBD
Dehesa Elementary	San Diego	Dehesa Elementary	70/68049-00-002	5/15/2019	\$ 841,758	TBD	TBD
Escondido Union Elementary	San Diego	Orange Glen Elementary	70/68098-00-001	5/22/2019	\$ 1,251,446	TBD	TBD
Mountain Empire Unified	San Diego	Campo Elementary	70/68213-00-005	5/21/2019	\$ 834,298	TBD	TBD
Mountain Empire Unified	San Diego	Clover Flat Elementary	70/68213-00-006	5/21/2019	\$ 834,298	TBD	TBD
Mountain Empire Unified	San Diego	Potrero Elementary	70/68213-00-007	5/21/2019	\$ 834,298	TBD	TBD
Mountain Empire Unified	San Diego	Descanso Elementary	70/68213-00-008	5/21/2019	\$ 834,298	TBD	TBD
Santee Elementary	San Diego	Sycamore Canyon Elementary	70/68361-00-006	5/23/2019	\$ 1,258,906	TBD	TBD
Santee Elementary	San Diego	Pride Academy	70/68361-00-007	5/23/2019	\$ 1,258,906	TBD	TBD
Santee Elementary	San Diego	Carlton Hills Elementary	70/68361-00-008	5/23/2019	\$ 1,258,906	TBD	TBD
Santee Elementary	San Diego	Cajon Park Elementary	70/68361-00-009	5/23/2019	\$ 1,258,906	TBD	TBD
Lincoln Unified	San Joaquin	John R. Williams	70/68569-00-001	5/2/2019	\$ 417,149	TBD	TBD
Lincoln Unified	San Joaquin	Brookside Elementary	70/68569-00-002	5/2/2019	\$ 417,149	TBD	TBD
Lincoln Unified	San Joaquin	Don Riggio	70/68569-00-003	5/2/2019	\$ 417,149	TBD	TBD
Lucia Mar Unified	San Luis Obispo	Dorthea Lange Elementary	70/68759-00-003	5/1/2019	\$ 834,298	TBD	TBD
Lucia Mar Unified	San Luis Obispo	Dana Elementary	70/68759-00-004	5/1/2019	\$ 834,298	TBD	TBD
Lucia Mar Unified	San Luis Obispo	Shell Beach Elementary	70/68759-00-005	5/29/2019	\$ 834,298	TBD	TBD
College Elementary	Santa Barbara	College Elementary	70/69179-00-001	5/28/2019	\$ 424,609	TBD	TBD

Full-Day Kindergarten Facilities Grant Program
- Workload as of October 31, 2019 -

District	County	Site Name	Application Number	OPSC Date Received	Estimated State Grant (a)	Financial Hardship (b)	Estimated SAB Date
Lompoc Unified	Santa Barbara	Arthur Hapgood Elementary	70/69229-00-001	5/24/2019	\$ 1,251,446	TBD	TBD
Lompoc Unified	Santa Barbara	La Canada Elementary	70/69229-00-002	5/24/2019	\$ 1,251,446	TBD	TBD
Lompoc Unified	Santa Barbara	Miguelito Elementary	70/69229-00-003	5/24/2019	\$ 1,251,446	TBD	TBD
Lompoc Unified	Santa Barbara	Leonora Fillmore Elementary	70/69229-00-004	5/24/2019	\$ 834,298	TBD	TBD
Lompoc Unified	Santa Barbara	Buena Vista Elementary	70/69229-00-005	5/24/2019	\$ 834,298	TBD	TBD
Lompoc Unified	Santa Barbara	Clarence Ruth Elementary	70/69229-00-006	5/24/2019	\$ 834,298	TBD	TBD
Lompoc Unified	Santa Barbara	La Honda Elementary	70/69229-00-007	5/24/2019	\$ 834,298	TBD	TBD
Lompoc Unified	Santa Barbara	Crestview Elementary	70/69229-00-008	5/24/2019	\$ 834,298	TBD	TBD
Lompoc Unified	Santa Barbara	Los Berros Elementary	70/69229-00-009	5/24/2019	\$ 834,298	TBD	TBD
Luther Burbank Elementary	Santa Clara	Luther Burbank Elementary	70/69542-00-002	5/9/2019	\$ 1,258,906	TBD	TBD
Morgan Hill Unified	Santa Clara	Nordstrom Elementary	70/69583-00-004	5/30/2019	\$ 2,085,744	TBD	TBD
Morgan Hill Unified	Santa Clara	Jackson Academy	70/69583-00-005	5/30/2019	\$ 1,251,446	TBD	TBD
Morgan Hill Unified	Santa Clara	San Martin/Gwinn Elementary	70/69583-00-006	5/30/2019	\$ 1,251,446	TBD	TBD
San Jose Unified	Santa Clara	Booksin Elementary	70/69666-00-001	5/7/2019	\$ 1,668,595	TBD	TBD
San Jose Unified	Santa Clara	Los Alamitos Elementary	70/69666-00-002	5/7/2019	\$ 1,251,446	TBD	TBD
Union Elementary	Santa Clara	Guadalupe Elementary	70/69708-00-001	5/30/2019	\$ 834,298	TBD	TBD
Pajaro Valley Unified	Santa Cruz	Hall District Elementary	70/69799-00-001	5/30/2019	\$ 1,251,446	TBD	TBD
Pajaro Valley Unified	Santa Cruz	Calabazas Elementary	70/69799-00-002	5/30/2019	\$ 2,085,744	TBD	TBD
Pajaro Valley Unified	Santa Cruz	Amesti Elementary	70/69799-00-003	5/30/2019	\$ 1,668,595	TBD	TBD
Pajaro Valley Unified	Santa Cruz	Starlight Elementary	70/69799-00-004	5/30/2019	\$ 2,085,744	TBD	TBD
Pajaro Valley Unified	Santa Cruz	Freedom Elementary	70/69799-00-005	5/30/2019	\$ 1,251,446	TBD	TBD
Pajaro Valley Unified	Santa Cruz	Ann Soldo Elementary	70/69799-00-006	5/30/2019	\$ 834,298	TBD	TBD
Pajaro Valley Unified	Santa Cruz	H.A. Hyde Elementary	70/69799-00-007	5/30/2019	\$ 1,251,446	TBD	TBD
Pajaro Valley Unified	Santa Cruz	Mar Vista Elementary	70/69799-00-008	5/30/2019	\$ 834,298	TBD	TBD
Pajaro Valley Unified	Santa Cruz	Radcliff Elementary	70/69799-00-009	5/30/2019	\$ 1,668,595	TBD	TBD
Pajaro Valley Unified	Santa Cruz	Mintie White Elementary	70/69799-00-010	5/30/2019	\$ 2,085,744	TBD	TBD
Pajaro Valley Unified	Santa Cruz	T.S. Macquiddy Elementary	70/69799-00-011	5/30/2019	\$ 1,251,446	TBD	TBD
Pajaro Valley Unified	Santa Cruz	Landmark Elementary	70/69799-00-012	5/30/2019	\$ 1,251,446	TBD	TBD
Pajaro Valley Unified	Santa Cruz	Bradley Elementary	70/69799-00-013	5/30/2019	\$ 1,251,446	TBD	TBD
Pajaro Valley Unified	Santa Cruz	Ohlone Elementary	70/69799-00-014	5/30/2019	\$ 417,149	TBD	TBD

Full-Day Kindergarten Facilities Grant Program
- Workload as of October 31, 2019 -

District	County	Site Name	Application Number	OPSC Date Received	Estimated State Grant (a)	Financial Hardship (b)	Estimated SAB Date
Pajaro Valley Unified	Santa Cruz	Valencia Elementary	70/69799-00-015	5/30/2019	\$ 1,668,595	TBD	TBD
Pajaro Valley Unified	Santa Cruz	Rio Del Mar Elementary	70/69799-00-016	5/30/2019	\$ 834,298	TBD	TBD
Pajaro Valley Unified	Santa Cruz	Alianza Charter	70/69799-00-017	5/30/2019	\$ 1,668,595	TBD	TBD
Fairfield-Suisun Unified	Solano	Suisun Elementary	70/70540-00-003	5/2/2019	\$ 834,298	TBD	TBD
Fairfield-Suisun Unified	Solano	David Weir Elementary	70/70540-00-004	5/2/2019	\$ 417,149	TBD	TBD
Vacaville Unified	Solano	Edwin Markham Elementary	70/70573-00-002	5/2/2019	\$ 2,085,744	TBD	TBD
Ceres Unified	Stanislaus	Sam Vaughn Elementary	70/71043-00-002	5/23/2019	\$ 824,047	TBD	TBD
Cutler-Orosi Joint Unified	Tulare	Palm Elementary	70/71860-00-005	5/1/2019	\$ 2,502,893	TBD	TBD
Lindsay Unified	Tulare	Jefferson Elementary	70/71993-00-007	5/9/2019	\$ 834,298	TBD	TBD
Lindsay Unified	Tulare	Reagan Elementary	70/71993-00-008	5/9/2019	\$ 834,298	TBD	TBD
Lindsay Unified	Tulare	Kennedy Elementary	70/71993-00-009	5/9/2019	\$ 417,149	TBD	TBD
Sequoia Union Elementary	Tulare	Sequoia Elementary	70/72116-00-001	5/20/2019	\$ 841,758	TBD	TBD
Tulare City Elementary	Tulare	Roosevelt Elementary	70/72231-00-002	5/6/2019	\$ 2,510,353	TBD	TBD
Visalia Unified	Tulare	Goshen Elementary	70/72256-00-002	5/13/2019	\$ 1,676,055	TBD	TBD
Sonora Elementary	Toulumne	Sonora Elementary	70/72371-00-002	5/7/2019	\$ 824,048	TBD	TBD
Oxnard Elementary	Ventura	Marina West Elementary	70/72538-00-005	5/9/2019	\$ 2,085,744	TBD	TBD
Oxnard Elementary	Ventura	Rose Avenue Elementary	70/72538-00-006	5/9/2019	\$ 1,668,595	TBD	TBD
Oxnard Elementary	Ventura	Ramona Elementary	70/72538-00-007	5/9/2019	\$ 834,298	TBD	TBD
Oxnard Elementary	Ventura	Sierra Linda Elementary	70/72538-00-008	5/9/2019	\$ 2,502,893	TBD	TBD
Reef-Sunset Unified	Kings	Tamarack Elementary	70/73932-00-002	5/20/2019	\$ 1,668,595	TBD	TBD
Center Joint Unified	Sacramento	North Country Elementary	70/73973-00-006	5/9/2019	\$ 1,251,446	TBD	TBD
Center Joint Unified	Sacramento	Arthur Dudley Elementary	70/73973-00-007	5/9/2019	\$ 834,298	TBD	TBD
Center Joint Unified	Sacramento	Cyril Spinelli Elementary	70/73973-00-008	5/9/2019	\$ 834,298	TBD	TBD
Lake Elsinore Unified	Riverside	Railroad Canyon Elementary	70/75176-00-001	5/22/2019	\$ 1,648,095	TBD	TBD
Porterville Unified	Tulare	Santa Fe Elementary	70/75523-00-002	5/29/2019	\$ 1,676,055	TBD	TBD
Santa Barbara Unified	Santa Barbara	Adams Elementary	70/76786-00-002	5/9/2019	\$ 1,251,446	TBD	TBD
Santa Barbara Unified	Santa Barbara	Harding University Partnership	70/76786-00-003	5/9/2019	\$ 1,251,446	TBD	TBD
Upper Lake Unified	Lake	Upper Lake Elementary	70/76976-00-002	5/9/2019	\$ 1,258,906	TBD	TBD
Kelseyville Unified	Lake	Kelseyville Elementary	71/64014-00-002	5/23/2019	\$ 806,528	TBD	TBD
Los Nietos Elementary	Los Angeles	Nelson Elementary	71/64758-00-002	5/29/2019	\$ 359,828	TBD	TBD

Full-Day Kindergarten Facilities Grant Program
- Workload as of October 31, 2019 -

District	County	Site Name	Application Number	OPSC Date Received	Estimated State Grant (a)	Financial Hardship (b)	Estimated SAB Date
Sulphur Springs Union	Los Angeles	Valley View Community	71/65045-00-001	5/9/2019	\$ 711,700	TBD	TBD
Whittier City	Los Angeles	Phelan Elementary	71/65110-00-003	5/13/2019	\$ 355,850	TBD	TBD
Whittier City	Los Angeles	Jackson Elementary	71/65110-00-004	5/13/2019	\$ 242,393	TBD	TBD
Whittier City	Los Angeles	Mill Elementary	71/65110-00-005	5/13/2019	\$ 121,196	TBD	TBD
Livingston Union	Merced	Campus Park Elementary	71/65748-00-001	5/30/2019	\$ 359,828	TBD	TBD
Livingston Union	Merced	Selma Herndon Elementary	71/65748-00-002	5/30/2019	\$ 893,603	TBD	TBD
Ocean View Elementary	Orange	Westmont Elementary	71/66613-00-001	5/13/2019	\$ 177,925	TBD	TBD
Ocean View Elementary	Orange	College View Elementary	71/66613-00-002	5/13/2019	\$ 177,925	TBD	TBD
Santa Ana Unified	Orange	Romero-Cruz Academy	71/66670-00-020	5/1/2019	\$ 242,393	TBD	TBD
Santa Ana Unified	Orange	George Washington Carver Elem.	71/66670-00-021	5/1/2019	\$ 242,393	TBD	TBD
Santa Ana Unified	Orange	Thomas Jefferson Elementary	71/66670-00-022	5/1/2019	\$ 363,589	TBD	TBD
Santa Ana Unified	Orange	Andrew Jackson Elementary	71/66670-00-023	5/1/2019	\$ 686,450	TBD	TBD
Santa Ana Unified	Orange	Martin R. Heninger Elementary	71/66670-00-024	5/1/2019	\$ 363,589	TBD	TBD
Santa Ana Unified	Orange	John Adams Elementary	71/66670-00-025	5/1/2019	\$ 242,393	TBD	TBD
Santa Ana Unified	Orange	John Muir Fundamental Elementary	71/66670-00-026	5/1/2019	\$ 363,589	TBD	TBD
Santa Ana Unified	Orange	Santiago Elementary	71/66670-00-027	5/1/2019	\$ 533,775	TBD	TBD
Santa Ana Unified	Orange	John C. Fremont Elementary	71/66670-00-028	5/1/2019	\$ 121,196	TBD	TBD
Santa Ana Unified	Orange	Heroes Elementary	71/66670-00-029	5/1/2019	\$ 121,196	TBD	TBD
Santa Ana Unified	Orange	John F. Kennedy Elementary	71/66670-00-030	5/1/2019	\$ 484,785	TBD	TBD
Santa Ana Unified	Orange	James Madison Elementary	71/66670-00-031	5/1/2019	\$ 1,245,475	TBD	TBD
Santa Ana Unified	Orange	Glenn L. Martin Elementary	71/66670-00-032	5/1/2019	\$ 484,785	TBD	TBD
Santa Ana Unified	Orange	William Howard Taft Elementary	71/66670-00-033	5/1/2019	\$ 121,196	TBD	TBD
Santa Ana Unified	Orange	Wallace R. Davis Elementary	71/66670-00-034	5/1/2019	\$ 355,850	TBD	TBD
Santa Ana Unified	Orange	Diamond Elementary	71/66670-00-035	5/1/2019	\$ 355,850	TBD	TBD
Santa Ana Unified	Orange	Carl Harvey Elementary	71/66670-00-036	5/1/2019	\$ 121,196	TBD	TBD
Santa Ana Unified	Orange	Herbert Hoover Elementary	71/66670-00-037	5/1/2019	\$ 121,196	TBD	TBD
Santa Ana Unified	Orange	James Russell Elementary	71/66670-00-038	5/1/2019	\$ 605,981	TBD	TBD
Santa Ana Unified	Orange	James Monroe Elementary	71/66670-00-039	5/1/2019	\$ 121,196	TBD	TBD
Centralia Elementary	Orange	Danbrook Elementary	71/66742-00-002	5/9/2019	\$ 711,700	TBD	TBD
Moreno Valley Unified	Riverside	Butterfield Elementary	71/67124-00-007	5/30/2019	\$ 242,393	TBD	TBD

Full-Day Kindergarten Facilities Grant Program
- Workload as of October 31, 2019 -

District	County	Site Name	Application Number	OPSC Date Received	Estimated State Grant (a)	Financial Hardship (b)	Estimated SAB Date
Moreno Valley Unified	Riverside	Bear Valley Elementary	71/67124-00-008	5/30/2019	\$ 363,589	TBD	TBD
Moreno Valley Unified	Riverside	Cloverdale Elementary	71/67124-00-009	5/30/2019	\$ 363,589	TBD	TBD
Moreno Valley Unified	Riverside	Creekside Elementary	71/67124-00-010	5/30/2019	\$ 363,589	TBD	TBD
Moreno Valley Unified	Riverside	Hidden Springs Elementary	71/67124-00-011	5/30/2019	\$ 242,393	TBD	TBD
Riverside Unified	Riverside	Harrison Elementary	71/67215-00-001	5/15/2019	\$ 242,393	TBD	TBD
Riverside Unified	Riverside	Jackson Elementary	71/67215-00-002	5/14/2019	\$ 242,393	TBD	TBD
Colton Joint Unified	San Bernardino	Crestmore Elementary	71/67686-00-001	5/30/2019	\$ 533,775	TBD	TBD
Colton Joint Unified	San Bernardino	Zimmerman Elementary	71/67686-00-002	5/30/2019	\$ 533,775	TBD	TBD
Fontana Unified	San Bernardino	Locust Elementary	71/67710-00-012	5/30/2019	\$ 242,393	TBD	TBD
Fontana Unified	San Bernardino	Primrose Elementary	71/67710-00-013	5/30/2019	\$ 242,393	TBD	TBD
Fontana Unified	San Bernardino	Juniper Elementary	71/67710-00-014	5/30/2019	\$ 355,850	TBD	TBD
Fontana Unified	San Bernardino	Tokay Elementary	71/67710-00-016	5/30/2019	\$ 355,850	TBD	TBD
Fontana Unified	San Bernardino	Randall Pepper Elementary	71/67710-00-017	5/30/2019	\$ 242,393	TBD	TBD
Fontana Unified	San Bernardino	South Tamarind Elementary	71/67710-00-018	5/30/2019	\$ 533,775	TBD	TBD
Fontana Unified	San Bernardino	Chaparral Elementary	71/67710-00-019	5/30/2019	\$ 121,196	TBD	TBD
Fontana Unified	San Bernardino	Shadow Hills Elementary	71/67710-00-020	5/30/2019	\$ 121,196	TBD	TBD
Fontana Unified	San Bernardino	Maple Elementary	71/67710-00-021	5/30/2019	\$ 533,775	TBD	TBD
Fontana Unified	San Bernardino	Almond Elementary	71/67710-00-022	5/30/2019	\$ 121,196	TBD	TBD
Fontana Unified	San Bernardino	Oak Park Elementary	71/67710-00-015	5/30/2019	\$ 121,196	TBD	TBD
Rialto Unified	San Bernardino	Lm Preston Elementary	71/67850-00-008	5/29/2019	\$ 355,850	TBD	TBD
Rialto Unified	San Bernardino	Morgan Elementary	71/67850-00-009	5/29/2019	\$ 363,589	TBD	TBD
Rialto Unified	San Bernardino	Morris Elementary	71/67850-00-010	5/29/2019	\$ 242,393	TBD	TBD
Rialto Unified	San Bernardino	Dollahan Elementary	71/67850-00-011	5/29/2019	\$ 242,393	TBD	TBD
Rialto Unified	San Bernardino	J.C. Boyd Elementary	71/67850-00-012	5/29/2019	\$ 242,393	TBD	TBD
Rialto Unified	San Bernardino	Dunn Elementary	71/67850-00-013	5/29/2019	\$ 121,196	TBD	TBD
Santee Elementary	San Diego	Hill Creek Elementary	71/68361-00-008	5/23/2019	\$ 359,828	TBD	TBD
Banta Elementary	San Joaquin	Banta Elementary	71/68486-00-001	5/29/2019	\$ 181,903	TBD	TBD
Banta Elementary	San Joaquin	Nextgeneration Steam Academy	71/68486-00-002	5/29/2019	\$ 164,488	TBD	TBD
Lincoln Unified	San Joaquin	John R. Williams	71/68569-00-001	5/3/2019	\$ 177,925	TBD	TBD
Lincoln Unified	San Joaquin	Tully C. Knoles	71/68569-00-002	5/2/2019	\$ 121,196	TBD	TBD

Full-Day Kindergarten Facilities Grant Program
- Workload as of October 31, 2019 -

District	County	Site Name	Application Number	OPSC Date Received	Estimated State Grant (a)	Financial Hardship (b)	Estimated SAB Date
Lincoln Unified	San Joaquin	Claudia Landeen	71/68569-00-003	5/2/2019	\$ 242,393	TBD	TBD
Lincoln Unified	San Joaquin	Colonial Heights	71/68569-00-004	5/2/2019	\$ 121,196	TBD	TBD
Lincoln Unified	San Joaquin	Mable Barron	71/68569-00-005	5/2/2019	\$ 121,196	TBD	TBD
Morgan Hill Unified	Santa Clara	El Toro Elementary	71/69583-00-006	5/30/2019	\$ 363,589	TBD	TBD
Morgan Hill Unified	Santa Clara	Los Paseos Elementary	71/69583-00-007	5/30/2019	\$ 484,785	TBD	TBD
Morgan Hill Unified	Santa Clara	Paradise Valley Elementary	71/69583-00-008	5/30/2019	\$ 242,393	TBD	TBD
Morgan Hill Unified	Santa Clara	Pa Walsh Elementary	71/69583-00-009	5/30/2019	\$ 484,785	TBD	TBD
Morgan Hill Unified	Santa Clara	Barrett Elementary	71/69583-00-010	5/30/2019	\$ 121,196	TBD	TBD
Strathmore Union Elementary	Tulare	Strathmore Elementary	71/72157-00-001	5/13/2019	\$ 164,488	TBD	TBD
Sunnyside Union Elementary	Tulare	Sunnyside Elementary	71/72181-00-001	5/20/2019	\$ 164,488	TBD	TBD
Compton Unified	Los Angeles	Martin Luther King Elementary	71/73437-00-001	5/29/2019	\$ 363,589	TBD	TBD

Summary of Full Kindergarten Workload	Estimated State Grant (a)	Financial Hardship (b)
NEW CONSTRUCTION	\$ 274,990,692	\$ -
RETROFIT	\$ 23,782,903	\$ -
FULL-DAY KINDERGARTEN TOTAL*	\$ 298,773,595	

* Full-Day Kindergarten Facilities Grant Program applications received by OPSC for the May 2019 Filing Round. OPSC has not yet reviewed the total grant requested and the total number of projects may exceed available expenditure authority. Placement on this list does not confirm funding.

INFORMATION ITEM

SCHOOL FACILITY PROGRAM APPLICATIONS RECEIVED BEYOND BOND AUTHORITY (as of October 31, 2019)

The applications on this list represent School Facility Program (SFP) New Construction and Modernization projects in date order received that were received on or after September 13, 2018 through October 31, 2019. These applications have been received, but not reviewed, by the Office of Public School Construction (OPSC). This list is presented to the State Allocation Board for acknowledgement, but not approval pursuant to SFP Regulation Section 1859.95.1.

Published monthly in the SAB Agenda.

This report is also on the [OPSC Website](http://www.dgs.ca.gov/opsc) at:
www.dgs.ca.gov/opsc

SFP APPLICATIONS
New Construction Acknowledged Applications Received Past Existing Authority as of October 31, 2019

District	County	Site Name	DSA Number	50-04 Date Received	Estimated State Grant (a)	Estimated Financial Hardship (b)
Imperial County Office of Education	Imperial	La Paloma Middle	04-116828	09/14/18	\$ 1,442,651	\$ 1,442,651
Winters Joint Unified	Yolo	Winters High	02-115475	09/14/18	\$ 2,188,077	\$ -
Plaza Elementary	Glenn	Plaza Elementary	02-116764	09/18/18	\$ 2,672,913	\$ 2,672,913
Gustine Unified	Merced	Gustine High	02-116135	09/19/18	\$ 4,814,849	\$ 4,814,849
Corona-Norco Unified	Riverside	Roosevelt High	04-115480	09/21/18	\$ 15,085,368	\$ -
Round Valley Unified	Mendocino	Round Valley High	01-117277	09/24/18	\$ 2,353,745	\$ 2,353,745
Live Oak Unified	Sutter	Live Oak Middle	02-116511	09/24/18	\$ 1,776,402	\$ -
Corona-Norco Unified	Riverside	Garretson Elementary	04-115277	10/01/18	\$ 3,682,897	\$ -
Lammersville Joint Unified	San Joaquin	Cordes Elementary	02-116707	10/04/18	\$ 14,117,100	\$ -
San Benito High	San Benito	San Benito High	01-117136	10/08/18	\$ 6,418,818	\$ -
Fairfield-Suisun Unified	Solano	E Ruth Sheldon Academy of Innovative Learning	02-116436	10/10/18	\$ 1,574,262	\$ -
Grossmont Union High	San Diego	Granite Hills High	04-116776	10/12/18	\$ 966,051	\$ -
El Centro Elementary	Imperial	Harding Elementary	04-117257	10/15/18	\$ 1,656,420	\$ -
Wasco Union Elementary	Kern	James A Forrest Elementary	03-117605	10/15/18	\$ 11,839,197	\$ 11,839,197
Alview-Dairyland Union Elementary	Madera	Alview Elementary	Site/Design	10/16/18	\$ 122,877	\$ 122,877
Alview-Dairyland Union Elementary	Madera	Dairyland Elementary	Site/Design	10/16/18	\$ 122,877	\$ 122,877
Kings River Union Elementary	Tulare	Kings River Elementary	Site/Design	10/16/18	\$ 1,869,396	\$ 1,869,396
Fremont Union High	Santa Clara	Homestead High	01-116560	10/23/18	\$ 3,185,692	\$ -
Fremont Unified	Alameda	G M Walters Junior High	01-115744	10/24/18	\$ 7,741,378	\$ -
Grossmont Union High	San Diego	El Capitan High	04-116979	10/25/18	\$ 2,379,500	\$ -
Corning Union High	Tehama	Corning High	02-116489	10/26/18	\$ 3,546,223	\$ -
Castro Valley Unified	Alameda	Castro Valley High	01-116720	10/29/18	\$ 1,380,830	\$ -
Castro Valley Unified	Alameda	Castro Valley High	01-116816	10/29/18	\$ 1,625,897	\$ -
Grossmont Union High	San Diego	Monte Vista High	04-116978	10/29/18	\$ 1,536,016	\$ -
West Park Elementary	Fresno	West Park Elementary	02-116848	10/30/18	\$ 3,948,406	\$ 3,948,406
Campbell Union High	Santa Clara	Leigh High	01-117171	10/30/18	\$ 4,203,090	\$ -
Central Union High	Imperial	Central Union High	04-116825	10/31/18	\$ 11,738,874	\$ 11,738,874
Pajaro Valley Unified	Santa Cruz	Pajaro Valley High	01-116514	10/31/18	\$ 1,905,424	\$ -
Fairfield-Suisun Unified	Solano	E Ruth Sheldon Academy of Innovative Learning	02-116436	10/31/18	\$ 4,711,065	\$ -
Fresno County Office of Education	Fresno	Selma High	02-116799	11/06/18	\$ 295,279	\$ -
Jurupa Unified	Riverside	West Riverside Elementary	04-115786	11/09/18	\$ 4,338,436	\$ -
Sunnyside Union Elementary	Tulare	Sunnyside Elementary	Site/Design	11/14/18	\$ 4,562,914	\$ 4,562,914
Santa Maria-Bonita	Santa Barbara	Measure T Elementary	03-118839	11/16/18	\$ 11,229,282	\$ -
Williams Unified	Colusa	Williams Elementary	Site/Design	11/19/18	\$ 867,525	\$ 867,525
Williams Unified	Colusa	Williams High	Site/Design	11/19/18	\$ 1,429,051	\$ 1,429,051
Pierce Joint Unified	Colusa	Arbuckle Elementary	02-116802	11/20/18	\$ 1,941,453	\$ -
Los Angeles Unified	Los Angeles	International Studies Learning Center	03-117730	11/26/18	\$ 8,212,769	\$ -
William S. Hart Union High	Los Angeles	William S Hart High	03-118530	11/29/18	\$ 9,813,917	\$ -
Oxnard	Ventura	Seabridge Elementary	03-118672	12/07/18	\$ 13,517,344	\$ -
Oxnard	Ventura	Seabridge Elementary	03-118672	12/07/18	\$ 786,556	\$ -
Porterville Unified	Tulare	Porterville Military Academy	02-115851	12/07/18	\$ 2,092,468	\$ -
Arvin Union	Kern	Bear Mountain Elementary	03-119081	12/14/18	\$ 3,118,320	\$ -
Meadows Union Elementary	Imperial	Meadows Elementary	04-116690	12/20/18	\$ 2,874,742	\$ -
Blochman Union Elementary	Santa Barbara	Benjamin Foxen Elementary	03-119221	12/21/18	\$ 1,308,316	\$ -
Sanger Unified	Fresno	Washington Academic Middle	02-117046	12/24/18	\$ 560,664	\$ -
Etiwanda Elementary	San Bernardino	John L Golden Elementary	04-116718	01/15/19	\$ 1,331,474	\$ -
Tulare Joint Union High	Tulare	Tulare Union High	02-116884	01/15/19	\$ 4,426,098	\$ -

SFP APPLICATIONS
New Construction Acknowledged Applications Received Past Existing Authority as of October 31, 2019

District	County	Site Name	DSA Number	50-04 Date Received	Estimated State Grant (a)	Estimated Financial Hardship (b)
Lemoore Union High	Kings	Lemoore High	02-116535	01/18/19	\$ 5,710,055	\$ -
South Pasadena Unified	Los Angeles	South Pasadena Senior High	03-117509	01/18/19	\$ 1,814,372	\$ -
South Pasadena Unified	Los Angeles	South Pasadena Senior High	03-118006	01/18/19	\$ 478,063	\$ -
Etiwanda Elementary	San Bernardino	David W Long Elementary	04-117113	01/18/19	\$ 1,296,904	\$ -
Hope Elementary	Tulare	Hope Elementary	Site/Design	01/18/19	\$ 885,316	\$ 885,316
Kings Canyon Joint Unified	Fresno	Reedley Middle College High	02-115465	01/28/19	\$ 3,851,979	\$ -
Etiwanda Elementary	San Bernardino	Caryn Elementary	04-117369	02/12/19	\$ 1,366,064	\$ -
Hanford Elementary	Kings	Lincoln Elementary	02-117050	02/27/19	\$ 1,641,316	\$ -
Ceres Unified	Stanislaus	Caswell Elementary	02-116128	02/27/19	\$ 1,519,834	\$ -
Ceres Unified	Stanislaus	Caswell Elementary	02-116128	02/27/19	\$ 714,666	\$ -
Sanger Unified	Fresno	Sanger High	02-117029	03/12/19	\$ 453,990	\$ -
Huntington Beach City Elementary	Orange	Ethel Dwyer Middle	04-116716	03/13/19	\$ 1,602,035	\$ -
Elk Grove Unified	Sacramento	Pleasant Grove High	02-116618	03/14/19	\$ 1,089,046	\$ -
William S. Hart Union High	Los Angeles	Sierra Vista Junior High	03-117759	03/19/19	\$ 3,277,471	\$ -
Robla Elementary	Sacramento	Taylor Street Elementary	02-116689	03/19/19	\$ 1,493,548	\$ -
Sonora Elementary	Tuolumne	Sonora Elementary	02-114452	03/19/19	\$ 1,799,125	\$ -
Soquel Union Elementary	Santa Cruz	New Brighton Middle	01-117113	03/21/19	\$ 1,199,142	\$ -
Pittsburg Unified	Contra Costa	Parkside Elementary	01-117089	03/28/19	\$ 3,724,122	\$ -
Panama-Buena Vista Union	Kern	Panama Elementary	03-118288	04/02/19	\$ 8,150,119	\$ -
Soquel Union Elementary	Santa Cruz	Santa Cruz Gardens Elementary	01-117493	04/02/19	\$ 1,400,353	\$ -
Riverside Unified	Riverside	Harrison Elementary	04-117796	04/04/19	\$ 1,936,737	\$ -
Riverside Unified	Riverside	Jefferson Elementary	04-117816	04/05/19	\$ 2,518,888	\$ -
Capistrano Unified	Orange	Aliso Niguel High	04-117480	04/10/19	\$ 3,773,236	\$ -
Capistrano Unified	Orange	Newhart Middle	04-117479	04/10/19	\$ 4,318,962	\$ -
Riverside Unified	Riverside	Highgrove Elementary	04-117600	04/12/19	\$ 4,568,978	\$ -
Long Beach Unified	Los Angeles	Eunice Sato Academy of Math & Science	03-118586	04/15/19	\$ 8,094,645	\$ -
Riverside Unified	Riverside	Madison Elementary	04-117805	04/18/19	\$ 2,934,170	\$ -
Grossmont Union High	San Diego	Santana High	04-116449	04/19/19	\$ 2,172,279	\$ -
Walnut Valley Unified	Los Angeles	Collegewood Elementary	03-118931	04/24/19	\$ 4,680,284	\$ -
Freshwater Elementary	Humboldt	Freshwater Elementary	Site/Design	04/30/19	\$ 159,972	\$ 159,972
Escalon Unified	San Joaquin	Dent Elementary	02-116870	05/03/19	\$ 4,671,640	\$ -
Fairfield-Suisun Unified	Solano	Suisun Valley Elementary	02-116558	05/08/19	\$ 1,308,175	\$ -
San Joaquin County Office of Education	San Joaquin	John J McFall Elementary	Site/Design	06/13/19	\$ 495,038	\$ 495,038
Rocklin Unified	Placer	Rocklin High	02-117520	06/13/19	\$ 1,031,421	\$ -
Walnut Valley Unified	Los Angeles	Diamond Bar High	03-119137	06/14/19	\$ 1,923,950	\$ -
Piedmont City Unified	Alameda	Piedmont High	01-117533	06/18/19	\$ 7,223,659	\$ -
Porterville Unified	Tulare	Monache High	02-115643	06/25/19	\$ 7,475,880	\$ -
Stockton Unified	San Joaquin	Rio Calaveras Elementary	02-117206	06/26/19	\$ 1,481,638	\$ -
Yuba County Office of Education	Yuba	Virginia School @ Yuba College	02-117118	07/16/19	\$ 656,120	\$ 656,120
Yuba County Office of Education	Yuba	Virginia School @ Yuba College	02-117118	07/16/19	\$ 239,918	\$ 239,918
Los Banos Unified	Merced	San Luis High	02-117464	07/18/19	\$ 634,177	\$ -
Long Beach Unified	Los Angeles	Millikan High	03-118323	07/22/19	\$ 7,648,691	\$ -
Natomas Unified	Sacramento	Natomas High	02-116582	07/23/19	\$ 1,197,332	\$ -
Sanger Unified	Fresno	Madison Elementary	02-117601	07/29/19	\$ 365,374	\$ -
Fremont Unified	Alameda	John M Horner Junior High	01-116600	08/02/19	\$ 11,743,315	\$ -
Palm Springs Unified	Riverside	Desert Hot Springs High	04-117776	08/02/19	\$ 1,237,991	\$ -
Palm Springs Unified	Riverside	Desert Hot Springs High	04-117464	08/02/19	\$ 1,558,238	\$ -

SFP APPLICATIONS
New Construction Acknowledged Applications Received Past Existing Authority as of October 31, 2019

District	County	Site Name	DSA Number	50-04 Date Received	Estimated State Grant (a)	Estimated Financial Hardship (b)
Los Banos Unified	Merced	Volta Elementary	02-117560	08/09/19	\$ 640,355	\$ -
Campbell Union High	Santa Clara	Branham High	01-117117	08/09/19	\$ 6,914,835	\$ -
Hesperia Unified	San Bernardino	Topaz Preparatory Academy	04-117777	08/09/19	\$ 685,886	\$ -
Sanger Unified	Fresno	John S Wash Elementary	02-117663	08/12/19	\$ 368,316	\$ -
Kern High	Kern	Vista Continuation High	03-119958	08/12/19	\$ 276,267	\$ -
Traver Joint Elementary	Tulare	Traver Elementary	Site/Design	08/14/19	\$ 419,767	\$ 419,767
Kern County Office of Education	Kern	Aurora Program School	03-119202	08/16/19	\$ 5,391,482	\$ -
Clovis Unified	Fresno	Clovis East High	02-117406	08/16/19	\$ 493,373	\$ -
Clovis Unified	Fresno	Reagan Elementary	02-117413	08/16/19	\$ 191,459	\$ -
Clovis Unified	Fresno	James S Fugman Elementary	02-117412	08/16/19	\$ 230,687	\$ -
Clovis Unified	Fresno	Roger S Orazo Elementary	02-117414	08/16/19	\$ 387,058	\$ -
Ventura Unified	Ventura	Mound Elementary	03-119844	08/20/19	\$ 514,427	\$ -
Las Virgenes Unified	Los Angeles	Lupin Hill Elementary	03-119279	08/21/19	\$ 798,316	\$ -
Western Placer Unified	Placer	Twelve Bridges High	02-116896	08/22/19	\$ 31,214,790	\$ -
Fremont Unified	Alameda	Washington High	01-117422	08/27/19	\$ 4,885,235	\$ -
Elk Grove Unified	Sacramento	James Rutter Middle School	02-117160	08/28/19	\$ 3,141,303	\$ -
Riverside Unified	Riverside	Magnolia Elementary	04-117814	08/29/19	\$ 3,558,595	\$ -
Folsom Cordova Unified	Sacramento	Mangini Ranch Elementary	02-117008	09/04/19	\$ 11,069,618	\$ -
Western Placer Unified	Placer	Scott Leaman Elementary	02-117173	09/16/19	\$ 12,794,910	\$ -
Fountain Valley	Orange	Masuda Middle	04-118487	09/17/19	\$ 1,085,890	\$ -
Riverside Unified	Riverside	Adams Elementary	04-118175	09/19/19	\$ 2,440,522	\$ -
Ballico-Cressey Elementary	Merced	Ballico Elementary	02-116471	09/24/19	\$ 2,778,665	\$ -
Saugus Union Elementary	Los Angeles	Plum Canyon Elementary	03-119335	09/26/19	\$ 1,389,799	\$ -
Oxnard Elementary	Ventura	Rose Avenue Elementary	03-119284	10/11/19	\$ 10,743,903	\$ 10,743,903
Poway Unified	San Diego	Oak Valley Middle	04-117958	10/16/19	\$ 3,018,181	\$ -
Rocklin Unified	Placer	Ruhkala Elementary	02-117477	10/17/19	\$ 3,108,505	\$ -
Lake Elsinore Unified	Riverside	Alberhill Elementary	04-117782	10/18/19	\$ 12,267,331	\$ -
North Cow Creek Elementary	Shasta	North Cow Creek Elementary	Site/Design	10/25/19	\$ 121,970	\$ 121,970
El Centro Elementary	Imperial	De Anza Magnet	04-117804	10/30/19	\$ 2,800,536	\$ -
Maple Elementary	Kern	Maple Elementary	Site/Design	10/30/19	\$ 385,052	\$ 385,052
Standard Elementary	Kern	Standard Elementary	03-119797	10/31/19	\$ 4,665,935	\$ -
Madera Unified	Madera	Concurrent Enrollment Middle	02-117204	10/31/19	\$ 4,134,537	\$ -

Summary of Received-Exceeds for New Construction Funding	Total (in Dollars)
Subtotal of Estimated State Grant (Column F)	\$ 455,748,636
Subtotal of Estimated Financial Hardship (Column G)	\$ 61,892,331
Total of Estimated State Grant and Financial Hardship	\$ 517,640,967

SFP APPLICATIONS
Modernization Acknowledged Applications Received Past Existing Authority as of October 31, 2019

District	County	Site Name	DSA Number	50-04 Date Received	Estimated State Grant (a)	Estimated Financial Hardship (b)
Moreno Valley Unified	Riverside	Moreno Valley High	04-114833	03/01/19	\$ 7,827,616	\$ -
Atascadero Unified	San Luis Obispo	Atascadero High	03-117825	03/01/19	\$ 7,108,925	\$ -
Los Angeles Unified	Los Angeles	One Hundred Thirty-Fifth Street Elementary	03-118219	03/04/19	\$ 2,209,982	\$ -
Garden Grove Unified	Orange	Excelsior Elementary	04-116422	03/04/19	\$ 422,067	\$ -
Franklin-McKinley Elementary	Santa Clara	Santee Elementary	01-117034	03/04/19	\$ 519,956	\$ -
Fresno Unified	Fresno	Slater Elementary	02-115550	03/05/19	\$ 5,193,147	\$ -
Stockton Unified	San Joaquin	Edison High	02-115414	03/06/19	\$ 944,567	\$ -
Temecula Valley Unified	Riverside	Vail Ranch Middle	04-117890	03/06/19	\$ 5,073,700	\$ -
Los Angeles Unified	Los Angeles	Thomas A Edison Middle	03-116609	03/07/19	\$ 9,317,708	\$ -
Garden Grove Unified	Orange	Genevieve M Crosby Elementary	04-116372	03/08/19	\$ 887,314	\$ -
Garden Grove Unified	Orange	Alamitos Intermediate	04-114039	03/08/19	\$ 319,123	\$ -
Atascadero Unified	San Luis Obispo	Fine Arts Academy	03-117570	03/08/19	\$ 1,152,837	\$ -
Los Angeles Unified	Los Angeles	David Starr Jordan Senior High	03-118627	03/11/19	\$ 3,876,338	\$ -
Visalia Unified	Tulare	Redwood High	02-113431	03/13/19	\$ 1,463,385	\$ -
Reef-Sunset Unified	Kings	Kettleman City Elementary	02-116806	03/13/19	\$ 1,028,235	\$ 685,490
Culver City Unified	Los Angeles	El Marino Elementary	03-117814	03/15/19	\$ 741,980	\$ -
Fountain Valley Elementary	Orange	Courreges (Roch) Elementary	04-116586	03/18/19	\$ 608,684	\$ -
Fountain Valley Elementary	Orange	Fulton (Harry C) Middle	04-117590	03/18/19	\$ 2,686,984	\$ -
Robla Elementary	Sacramento	Taylor Street Elementary	02-116689	03/19/19	\$ 2,097,086	\$ -
Moreno Valley Unified	Riverside	Sunnymead Middle	04-117813	03/20/19	\$ 6,321,857	\$ -
Sonora Elementary	Tuolumne	Sonora Elementary	02-114452	03/20/19	\$ 1,993,496	\$ -
Santa Paula Unified	Ventura	Isbell Middle	03-117726	03/20/19	\$ 5,947,976	\$ -
Williams Unified	Colusa	Williams Junior Senior High	Site/Design	03/21/19	\$ 3,405,269	\$ 2,270,179
Novato Unified	Marin	San Jose Middle	01-117262	03/21/19	\$ 1,326,577	\$ -
Soquel Union Elementary	Santa Cruz	Capitola Elementary	01-117113	03/21/19	\$ 1,293,610	\$ -
Soquel Union Elementary	Santa Cruz	Capitola Elementary	01-117113	03/21/19	\$ 3,326,753	\$ -
Glendale Unified	Los Angeles	Crescenta Valley High	03-115497	03/22/19	\$ 4,988,862	\$ -
Pope Valley Union Elementary	Napa	Pope Valley Elementary	01-117294	03/22/19	\$ 322,239	\$ -
Fairfield-Suisun Unified	Solano	Suisun Valley Elementary	02-115701	03/25/19	\$ 2,430,878	\$ -
Azusa Unified	Los Angeles	Center Middle	03-118262	03/27/19	\$ 2,285,349	\$ -
Azusa Unified	Los Angeles	Charles H Lee Elementary	03-118035	03/27/19	\$ 6,076,635	\$ -
Pittsburg Unified	Contra Costa	Parkside Elementary	01-117089	03/28/19	\$ 2,120,250	\$ -
South Fork Union	Kern	South Fork Elementary	Site/Design	04/02/19	\$ 191,565	\$ 127,710
Los Angeles Unified	Los Angeles	George K Porter Middle	03-114965	04/02/19	\$ 7,598,046	\$ -
Chowchilla Elementary	Madera	Merle L Fuller Elementary	02-116478	04/02/19	\$ 2,416,860	\$ -
Huntington Beach City Elementary	Orange	S A Moffett Elementary	04-116538	04/02/19	\$ 424,168	\$ -
Tahoe-Truckee Unified	Placer	Tahoe Truckee High	02-115331	04/02/19	\$ 3,467,947	\$ -
Soquel Union Elementary	Santa Cruz	Main Street Elementary	01-117139	04/02/19	\$ 2,095,486	\$ -
Templeton Unified	San Luis Obispo	Templeton Elementary	03-117573	04/03/19	\$ 1,957,550	\$ -
Armona Union Elementary	Kings	Armona Elementary	02-117025	04/04/19	\$ 2,854,069	\$ 1,902,713
Riverside Unified	Riverside	Harrison Elementary	04-117796	04/04/19	\$ 1,458,062	\$ -
Temecula Valley Unified	Riverside	Helen Hunt Jackson Elementary	04-117950	04/04/19	\$ 1,522,390	\$ -
Riverside Unified	Riverside	Jefferson Elementary	04-117816	04/05/19	\$ 1,110,222	\$ -
Fresno Unified	Fresno	Florence E Rata	02-116111	04/08/19	\$ 819,553	\$ -
Guerneville Elementary	Sonoma	Guerneville Elementary	01-117460	04/08/19	\$ 421,564	\$ -
Moreno Valley Unified	Riverside	Palm Middle	04-117812	04/09/19	\$ 6,732,139	\$ -
Downey Unified	Los Angeles	Downey High	03-118501	04/11/19	\$ 18,649,535	\$ -

SFP APPLICATIONS
Modernization Acknowledged Applications Received Past Existing Authority as of October 31, 2019

District	County	Site Name	DSA Number	50-04 Date Received	Estimated State Grant (a)	Estimated Financial Hardship (b)
Downey Unified	Los Angeles	Old River Elementary	03-118264	04/11/19	\$ 467,316	\$ -
Downey Unified	Los Angeles	Unsworth (Edith) Elementary	03-118550	04/11/19	\$ 1,821,033	\$ -
Santa Paula Unified	Ventura	Blanchard Elementary	03-117337	04/12/19	\$ 647,211	\$ -
Fremont Unified	Alameda	Mission Valley Elementary	01-117258	04/15/19	\$ 1,367,183	\$ -
Riverside Unified	Riverside	Sunshine Special Education	04-117554	04/15/19	\$ 303,327	\$ -
Fremont Unified	Alameda	Oliveira Elementary	01-117218	04/16/19	\$ 2,381,856	\$ -
Kelseyville Unified	Lake	Kelseyville Elementary	01-111111	04/17/19	\$ 2,020,798	\$ 1,347,199
Azusa Unified	Los Angeles	Paramount Elementary	03-119621	04/17/19	\$ 2,097,086	\$ -
Riverside Unified	Riverside	Madison Elementary	04-117805	04/18/19	\$ 2,213,564	\$ -
Richgrove Elementary	Tulare	Richgrove Elementary	02-117127	04/18/19	\$ 1,293,545	\$ 862,363
Moreno Valley Unified	Riverside	Seneca Elementary	04-117868	04/23/19	\$ 2,519,257	\$ -
Moreno Valley Unified	Riverside	Butterfield Elementary	04-117819	04/23/19	\$ 4,465,560	\$ -
Duarte Unified	Los Angeles	Maxwell Academy (PK-8)	03-118014	04/24/19	\$ 1,196,426	\$ -
Hermosa Beach City Elementary	Los Angeles	North Elementary	03-118625	04/24/19	\$ 2,762,013	\$ -
Grossmont Union High	San Diego	West Hills High	04-116370	04/24/19	\$ 1,903,755	\$ -
San Rafael City Elementary	Marin	Venetia Valley K-8	01-117438	04/25/19	\$ 880,542	\$ -
Capistrano Unified	Orange	Harold Ambuehl Elementary	04-118034	04/25/19	\$ 3,674,147	\$ -
Simi Valley Unified	Ventura	Royal High	03-117455	04/25/19	\$ 1,090,764	\$ -
Parlier Unified	Fresno	Mathew J Brletic Elementary	Site/Design	04/30/19	\$ 318,346	\$ 212,231
Parlier Unified	Fresno	Cesar E Chavez Elementary	Site/Design	04/30/19	\$ 148,376	\$ 98,917
Parlier Unified	Fresno	John C Martinez Elementary	Site/Design	04/30/19	\$ 341,334	\$ 227,556
Parlier Unified	Fresno	Parlier High	Site/Design	04/30/19	\$ 366,567	\$ 244,378
Parlier Unified	Fresno	Parlier Junior High	Site/Design	04/30/19	\$ 159,149	\$ 106,099
Parlier Unified	Fresno	San Joaquin Valley High	Site/Design	04/30/19	\$ 70,419	\$ 46,946
Santa Ana Unified	Orange	Wallace R Davis Elementary	04-117485	05/01/19	\$ 1,431,326	\$ -
Santa Ana Unified	Orange	Martin R Heninger Elementary	04-117486	05/01/19	\$ 1,709,223	\$ -
Orange Unified	Orange	Villa Park Elementary	04-116788	05/02/19	\$ 14,189,194	\$ -
Cupertino Union	Santa Clara	William Faria Elementary	01-116964	05/02/19	\$ 2,277,380	\$ -
Cupertino Union	Santa Clara	Abraham Lincoln Elementary	01-117305	05/02/19	\$ 1,935,966	\$ -
Cupertino Union	Santa Clara	Dwight D Eisenhower Elementary	01-117338	05/02/19	\$ 982,152	\$ -
Cupertino Union	Santa Clara	Chester W Nimitz Elementary	01-117337	05/02/19	\$ 534,543	\$ -
Center Joint Unified	Sacramento	North Country Elementary	02-117134	05/02/19	\$ 3,124,267	\$ 2,082,845
Ontario-Montclair	San Bernardino	Elderberry Elementary	04-116400	05/03/19	\$ 551,893	\$ -
Ontario-Montclair	San Bernardino	Corona Elementary	04-116266	05/03/19	\$ 568,368	\$ -
Escalon Unified	San Joaquin	Dent Elementary	02-116870	05/03/19	\$ 5,066,054	\$ -
Whittier City Elementary	Los Angeles	Wallen L Andrews Elementary	03-115641	05/06/19	\$ 2,226,525	\$ -
Ontario-Montclair	San Bernardino	Del Norte Elementary	04-116398	05/06/19	\$ 636,744	\$ -
Ontario-Montclair	San Bernardino	Vernon Middle	04-116474	05/06/19	\$ 307,389	\$ -
Templeton Unified	San Luis Obispo	Templeton High	03-118310	05/06/19	\$ 3,459,192	\$ -
Mesa Union Elementary	Ventura	Mesa Elementary	Site/Design	05/06/19	\$ 220,709	\$ 147,140
Azusa Unified	Los Angeles	Henry Dalton Elementary	03-118729	05/07/19	\$ 629,912	\$ -
Mountain View Elementary	Los Angeles	Cogswell Elementary	03-119711	05/07/19	\$ 5,784,370	\$ -
Mountain View Elementary	Los Angeles	Monte Vista Elementary	03-119713	05/07/19	\$ 5,959,609	\$ -
Mountain View Elementary	Los Angeles	Charles T Kranz Intermediate	03-119702	05/07/19	\$ 7,017,104	\$ -
Mountain View Elementary	Los Angeles	Miramonte Elementary	03-119021	05/07/19	\$ 3,115,962	\$ -
Mountain View Elementary	Los Angeles	Miramonte Elementary	03-119684	05/07/19	\$ 2,793,804	\$ -
Riverside Unified	Riverside	Sierra Middle	04-117469	05/08/19	\$ 98,997	\$ -

SFP APPLICATIONS
Modernization Acknowledged Applications Received Past Existing Authority as of October 31, 2019

District	County	Site Name	DSA Number	50-04 Date Received	Estimated State Grant (a)	Estimated Financial Hardship (b)
Redding Elementary	Shasta	Manzanita Elementary	02-117223	05/08/19	\$ 705,100	\$ -
Grossmont Union High	San Diego	El Capitan High	04-117430	05/09/19	\$ 155,309	\$ -
Templeton Unified	San Luis Obispo	Templeton High	03-116805	05/09/19	\$ 1,467,363	\$ -
Edison Elementary	Kern	Orangewood Elementary	03-113574	05/10/19	\$ 740,114	\$ 493,409
Paramount Unified	Los Angeles	Lakewood Elementary	03-118687	05/15/19	\$ 2,643,486	\$ -
Folsom-Cordova Unified	Sacramento	Theodore Judah Elementary	02-117436	05/16/19	\$ 1,638,194	\$ -
Capistrano Unified	Orange	Palisades Elementary	04-118015	05/20/19	\$ 3,509,415	\$ -
Saddleback Valley Unified	Orange	Lake Forest Elementary	04-117699	05/20/19	\$ 4,906,308	\$ -
Coachella Valley Unified	Riverside	Palm View Elementary	04-117174	05/20/19	\$ 2,729,876	\$ -
El Tejon Unified	Kern	Frazier Park Elementary	Site/Design	05/20/19	\$ 234,941	\$ 156,627
El Tejon Unified	Kern	Frazier Mountain High	Site/Design	05/20/19	\$ 253,703	\$ 169,135
El Tejon Unified	Kern	El Tejon Elementary	Site/Design	05/20/19	\$ 194,246	\$ 129,498
Island Union Elementary	Kings	Island Elementary	Site/Design	05/23/19	\$ 252,264	\$ 168,176
Downey Unified	Los Angeles	Lewis (Ed C) Elementary	03-117694	05/23/19	\$ 1,209,734	\$ -
Novato Unified	Marin	Loma Verde Elementary	01-118002	05/23/19	\$ 472,056	\$ -
Novato Unified	Marin	Lynwood Elementary	01-118003	05/23/19	\$ 1,184,380	\$ -
Folsom-Cordova Unified	Sacramento	Folsom Hills Elementary	02-117187	05/23/19	\$ 3,060,565	\$ -
Oxnard	Ventura	Christa McAuliffe Elementary	03-115302	05/29/19	\$ 119,762	\$ -
Greenfield Union Elementary	Monterey	Vista Verde Middle	Site/Design	05/31/19	\$ 174,974	\$ 116,649
Greenfield Union Elementary	Monterey	Mary Chapa Academy	Site/Design	05/31/19	\$ 342,363	\$ 228,242
Greenfield Union Elementary	Monterey	Oak Avenue Elementary	Site/Design	05/31/19	\$ 235,195	\$ 156,797
Capistrano Unified	Orange	Aliso Niguel High	04-117252	05/31/19	\$ 2,455,487	\$ -
Santa Ynez Valley Union High	Santa Barbara	Santa Ynez Valley Union High	03-119086	05/31/19	\$ 1,583,921	\$ -
Tustin Unified	Orange	C C Lambert Elementary	04-114722	05/31/19	\$ 563,209	\$ -
Tustin Unified	Orange	C E Utt Middle	04-117972	05/31/19	\$ 1,823,626	\$ -
Tustin Unified	Orange	Robert Heideman Elementary	04-115919	05/31/19	\$ 921,615	\$ -
Tustin Unified	Orange	Tustin High	04-114732	05/31/19	\$ 2,301,359	\$ -
Tustin Unified	Orange	Tustin High	04-113709	05/31/19	\$ 2,301,359	\$ -
Manhattan Beach Unified	Los Angeles	Pacific Elementary	03-119544	05/31/19	\$ 2,064,634	\$ -
Manhattan Beach Unified	Los Angeles	Mira Costa High	03-119547	05/31/19	\$ 1,769,028	\$ -
Placer Union High	Placer	Colfax High	02-117341	06/04/19	\$ 1,471,979	\$ -
Placer Union High	Placer	Placer High	02-117359	06/04/19	\$ 3,804,717	\$ -
Freshwater Elementary	Humboldt	Freshwater Elementary	01-118041	06/05/19	\$ 415,960	\$ 277,307
San Jose Unified	Santa Clara	Willow Glen Elementary	01-108097	06/05/19	\$ 1,651,049	\$ -
Irvine Unified	Orange	Lakeside Middle	04-116529	06/06/19	\$ 435,346	\$ -
Irvine Unified	Orange	Bonita Canyon Elementary	04-115833	06/06/19	\$ 152,715	\$ -
Irvine Unified	Orange	Greentree Elementary	04-115813	06/06/19	\$ 249,055	\$ -
John Swett Unified	Contra Costa	John Swett High	01-117014	06/11/19	\$ 3,398,076	\$ -
Newport-Mesa Unified	Orange	Harbor View Elementary	04-118010	06/12/19	\$ 2,603,395	\$ -
Newport-Mesa Unified	Orange	Maude B Davis Elementary	04-116609	06/12/19	\$ 1,087,192	\$ -
Santa Barbara Unified	Santa Barbara	Washington Elementary	03-118821	06/12/19	\$ 760,269	\$ -
Santa Barbara Unified	Santa Barbara	Cleveland Elementary	03-118822	06/12/19	\$ 860,420	\$ -
San Joaquin County Office of Education	San Joaquin	John J McFall Elementary	Site/Design	06/13/19	\$ 496,086	\$ 330,724
Yuba County Office of Education	Yuba	Virginia School	02-117118	06/13/19	\$ 282,975	\$ 188,650
Whittier City Elementary	Los Angeles	Orange Grove Elementary	03-105736	06/13/19	\$ 1,689,998	\$ -
Norris Elementary	Kern	Olive Drive Elementary	03-118389	06/14/19	\$ 2,343,802	\$ -
San Francisco Unified	San Francisco	Washington (George) High	01-117610	06/14/19	\$ 16,508,360	\$ -

SFP APPLICATIONS
Modernization Acknowledged Applications Received Past Existing Authority as of October 31, 2019

District	County	Site Name	DSA Number	50-04 Date Received	Estimated State Grant (a)	Estimated Financial Hardship (b)
Piedmont City Unified	Alameda	Piedmont High	01-117533	06/18/19	\$ 2,058,582	\$ -
San Jose Unified	Santa Clara	Peter Burnett Middle	01-115531	06/18/19	\$ 1,177,524	\$ -
San Jose Unified	Santa Clara	Willow Glen Middle	01-108624	06/18/19	\$ 1,256,733	\$ -
Santa Ana Unified	Orange	Walker Elementary	04-117489	06/19/19	\$ 2,465,677	\$ -
Santa Ana Unified	Orange	Cesar E Chavez High	04-117484	06/19/19	\$ 1,141,119	\$ -
Santa Ana Unified	Orange	Pio Pico Elementary	04-117488	06/19/19	\$ 2,116,589	\$ -
Elk Grove Unified	Sacramento	Sheldon High	02-117205	06/19/19	\$ 3,424,572	\$ -
Newport-Mesa Unified	Orange	Estancia High	04-115751	06/21/19	\$ 2,220,906	\$ -
Newport-Mesa Unified	Orange	Heinz Kaiser Elementary	04-116993	06/21/19	\$ 1,742,838	\$ -
Tustin Unified	Orange	Foothill High	04-113765	06/24/19	\$ 1,730,669	\$ -
Yuba County Office of Education	Yuba	Anna Bell Karr	02-117468	06/25/19	\$ 195,789	\$ 130,526
San Ramon Valley Unified	Contra Costa	Twin Creeks Elementary	01-114608	06/25/19	\$ 716,811	\$ -
Kings Canyon Joint Unified	Fresno	Great Western Elementary	02-116561	06/25/19	\$ 2,240,181	\$ -
Whittier City Elementary	Los Angeles	Lou Henry Hoover Elementary	03-105735	06/26/19	\$ 2,910,388	\$ -
San Marcos Unified	San Diego	Alvin M Dunn Elementary	04-116805	06/26/19	\$ 1,013,632	\$ -
Garden Grove Unified	Orange	Faylane Elementary	04-113987	06/27/19	\$ 337,455	\$ -
Garden Grove Unified	Orange	Riverdale Elementary	04-116420	06/27/19	\$ 715,239	\$ -
Garden Grove Unified	Orange	Parkview Elementary	04-116276	06/27/19	\$ 535,442	\$ -
Garden Grove Unified	Orange	R F Hazard Elementary	04-115414	06/27/19	\$ 138,941	\$ -
Garden Grove Unified	Orange	Donald S Jordan Intermediate	04-114033	06/27/19	\$ 257,453	\$ -
Monterey Peninsula Unified	Monterey	Monterey High	01-117753	06/28/19	\$ 1,847,583	\$ -
Eureka City Schools	Humboldt	Lincoln Elementary	01-111362	06/28/19	\$ 2,151,390	\$ -
San Francisco Unified	San Francisco	Lafayette Elementary	01-117769	07/01/19	\$ 1,746,645	\$ -
San Ramon Valley Unified	Contra Costa	Sycamore Valley Elementary	01-117096	07/02/19	\$ 3,098,753	\$ -
Davis Joint Unified	Yolo	Ralph Waldo Emerson Junior High	02-114292	07/03/19	\$ 1,957,608	\$ -
Santa Barbara Unified	Santa Barbara	Santa Barbara Junior High	03-118649	07/03/19	\$ 5,836,750	\$ -
Pomona Unified	Los Angeles	Roosevelt Elementary	03-119226	07/11/19	\$ 3,700,706	\$ -
Moreno Valley Unified	Riverside	Serrano Elementary	04-117854	07/11/19	\$ 3,284,803	\$ 2,189,869
Moreno Valley Unified	Riverside	Hidden Springs Elementary	04-117846	07/11/19	\$ 1,277,989	\$ 851,993
Moreno Valley Unified	Riverside	Hendrick Ranch Elementary	04-117881	07/11/19	\$ 1,818,818	\$ 1,212,545
Moreno Valley Unified	Riverside	Cloverdale Elementary	04-117856	07/11/19	\$ 3,815,272	\$ 2,543,515
Moreno Valley Unified	Riverside	Bear Valley Elementary	04-117898	07/11/19	\$ 4,476,071	\$ 2,984,047
Moreno Valley Unified	Riverside	Mountain View Middle	04-117823	07/11/19	\$ 6,770,235	\$ 4,513,490
Moreno Valley Unified	Riverside	Honey Hollow Elementary	04-117855	07/11/19	\$ 3,141,216	\$ 2,094,144
Moreno Valley Unified	Riverside	Ridge Crest Elementary	04-117820	07/11/19	\$ 2,695,299	\$ 1,796,866
Yuba County Office of Education	Yuba	Virginia School	02-117579	07/19/19	\$ 843,714	\$ 562,476
Placer Union High	Placer	Del Oro High	02-117360	07/19/19	\$ 3,939,831	\$ -
Azusa Unified	Los Angeles	Charles H Lee Elementary	03-120002	07/22/19	\$ 2,799,664	\$ -
Azusa Unified	Los Angeles	Gladstone High	03-116754	07/22/19	\$ 867,640	\$ -
Galt Joint Union Elementary	Sacramento	Vernon E Greer Elementary	02-116669	07/22/19	\$ 2,249,078	\$ -
Washington Unified	Yolo	Elkhorn Village Elementary	02-114393	07/23/19	\$ 1,425,135	\$ -
San Jose Unified	Santa Clara	Leland High	01-109290	07/26/19	\$ 2,172,167	\$ -
Montague Elementary	Siskiyou	Montague Elementary	Site/Design	07/26/19	\$ 1,221,836	\$ 814,557
Tulare County Office of Education	Tulare	LB Hill Learning Cntr	02-117142	08/02/19	\$ 1,360,110	\$ 906,740
Fremont Unified	Alameda	John M Horner Junior High	01-116600	08/02/19	\$ 3,154,754	\$ -
San Francisco Unified	San Francisco	Milk (Harvey) Civil Rights Elementary	01-118065	08/05/19	\$ 1,059,695	\$ -
Novato Unified	Marin	San Marin High	01-117833	08/07/19	\$ 756,041	\$ -

SFP APPLICATIONS
Modernization Acknowledged Applications Received Past Existing Authority as of October 31, 2019

District	County	Site Name	DSA Number	50-04 Date Received	Estimated State Grant (a)	Estimated Financial Hardship (b)
Redwood City Elementary	San Mateo	John F Kennedy Middle	01-117968	08/08/19	\$ 3,277,173	\$ -
Los Angeles Unified	Los Angeles	Audubon Middle	03-117732	08/09/19	\$ 2,245,921	\$ -
Los Angeles Unified	Los Angeles	Tenth Street Elementary	03-114945	08/09/19	\$ 2,319,140	\$ -
Roseville Joint Union High	Placer	Granite Bay High	02-117352	08/09/19	\$ 2,784,623	\$ -
Roseville Joint Union High	Placer	Oakmont High	02-117308	08/09/19	\$ 3,192,270	\$ -
Monson-Sultana Joint Union Elementary	Tulare	Monson-Sultana Elementary	02-117490	08/09/19	\$ 905,713	\$ -
Culver City Unified	Los Angeles	La Ballona Elementary	03-117972	08/12/19	\$ 448,287	\$ -
Novato Unified	Marin	Novato High	01-117947	08/12/19	\$ 1,432,028	\$ -
Corona-Norco Unified	Riverside	Norco Intermediate	04-117938	08/12/19	\$ 812,816	\$ -
Stockton Unified	San Joaquin	Cleveland Elementary	02-116886	08/12/19	\$ 3,874,216	\$ -
Moreno Valley Unified	Riverside	Canyon Springs High	04-117843	08/13/19	\$ 15,244,687	\$ -
Orange Unified	Orange	Canyon High	04-117300	08/14/19	\$ 7,032,986	\$ -
Kern High	Kern	Bakersfield High	03-118972	08/16/19	\$ 13,705,939	\$ -
Tahoe-Truckee Unified	Placer	Sierra Expeditionary Learning	02-114939	08/16/19	\$ 1,146,384	\$ -
Los Angeles Unified	Los Angeles	Sixty-Eight Street Elementary	03-118160	08/19/19	\$ 1,690,286	\$ -
Whittier City Elementary	Los Angeles	Mill Elementary	03-106560	08/19/19	\$ 1,393,200	\$ -
Grass Valley Elementary	Nevada	Grass Valley Charter	02-117269	08/19/19	\$ 2,556,209	\$ -
Grass Valley Elementary	Nevada	Margaret G Scotten Elementary	02-117268	08/19/19	\$ 2,476,211	\$ -
Los Nietos	Los Angeles	Aeolian Elementary	03-114092	08/23/19	\$ 2,812,991	\$ -
Elk Grove Unified	Sacramento	Joseph Kerr Middle	02-117149	08/23/19	\$ 2,188,989	\$ -
Lucia Mar Unified	San Luis Obispo	Oceano Elementary	03-118642	08/26/19	\$ 1,690,526	\$ -
Lucia Mar Unified	San Luis Obispo	Mesa Middle	03-118807	08/26/19	\$ 2,934,810	\$ -
Moraga Elementary	Contra Costa	Camino Pablo Elementary	01-117857	08/26/19	\$ 701,440	\$ -
Le Grand Union	Merced	Le Grand Elementary	Site/Design	08/26/19	\$ 302,660	\$ 201,774
Colusa Unified	Colusa	Burchfield Primary	02-114561	08/28/19	\$ 1,147,073	\$ -
Colusa Unified	Colusa	Colusa High	02-114560	08/28/19	\$ 1,178,921	\$ -
Colusa Unified	Colusa	Egling Middle	02-114558	08/28/19	\$ 1,413,093	\$ -
Saddleback Valley Unified	Orange	Rancho Santa Margarita	04-117874	08/29/19	\$ 6,019,974	\$ -
Desert Sands Unified	Riverside	Indio Middle	04-117991	08/29/19	\$ 4,500,965	\$ -
Riverside Unified	Riverside	Magnolia Elementary	04-117814	08/29/19	\$ 670,308	\$ -
Riverside Unified	Riverside	Fremont Elementary	04-117892	08/29/19	\$ 1,494,294	\$ -
Azusa Unified	Los Angeles	Murray Elementary	03-118150	08/30/19	\$ 1,372,382	\$ -
San Francisco Unified	San Francisco	Garfield Elementary	01-117815	08/30/19	\$ 1,805,257	\$ -
Kern Union High	Kern	North High	03-114830	09/03/19	\$ 4,559,315	\$ -
Chicago Park Elementary	Nevada	Chicago Park Elementary	02-117469	09/04/19	\$ 242,080	\$ 161,387
Chicago Park Elementary	Nevada	Chicago Park Community Charter	02-117469	09/04/19	\$ 439,813	\$ 293,209
Bennett Valley Union Elementary	Sonoma	Yulupa Elementary	01-112640	09/12/19	\$ 264,042	\$ -
Hanford Elementary	Kings	Lincoln Elementary	02-117625	09/13/19	\$ 2,683,314	\$ -
Hanford Elementary	Kings	George Washington	02-117307	09/13/19	\$ 2,476,072	\$ -
Desert Sands Unified	Riverside	Kennedy Elementary	04-118249	09/16/19	\$ 402,918	\$ -
Newport-Mesa Unified	Orange	Wilson Elementary	04-116611	09/17/19	\$ 1,802,983	\$ -
San Jose Unified	Santa Clara	Willow Glen High	01-108611	09/17/19	\$ 2,212,543	\$ -
San Jose Unified	Santa Clara	Lincoln High	01-117168	09/17/19	\$ 2,538,379	\$ -
Moreno Valley Unified	Riverside	Vista Heights	04-117821	09/19/19	\$ 6,163,856	\$ 4,109,237
Riverside Unified	Riverside	Adams Elementary	04-118175	09/19/19	\$ 1,012,227	\$ -
Panama-Buena Vista Union	Kern	Panama Elementary	03-118288	09/26/19	\$ 3,301,060	\$ -
Saugus Union Elementary	Los Angeles	Plum Canyon Elementary	03-119335	09/26/19	\$ 1,233,580	\$ -

SFP APPLICATIONS
Modernization Acknowledged Applications Received Past Existing Authority as of October 31, 2019

District	County	Site Name	DSA Number	50-04 Date Received	Estimated State Grant (a)	Estimated Financial Hardship (b)
Etiwanda Elementary	San Bernardino	Windrows Elementary	04-116986	09/26/19	\$ 3,255,348	\$ 2,170,232
Walnut Valley Unified	Los Angeles	Diamond Bar High	03-119136	09/30/19	\$ 13,519,632	\$ -
Center Joint Unified	Sacramento	Oak Hill Elementary	02-117135	09/30/19	\$ 3,641,528	\$ -
Moreno Valley Unified	Riverside	Badger Springs Middle	04-117899	10/08/19	\$ 5,234,589	\$ 3,489,726
Alta Vista Elementary	Tulare	Alta Vista Elementary	02-117379	10/08/19	\$ 1,656,832	\$ 1,104,555
Rockford Elementary	Tulare	Rockford Elementary	02-117409	10/08/19	\$ 442,844	\$ -
Wheatland Union High	Yuba	Wheatland Union High	02-117351	10/09/19	\$ 3,786,222	\$ -
Monterey Peninsula Unified	Monterey	George C Marshall Elementary	01-118121	10/11/19	\$ 691,138	\$ -
Monterey Peninsula Unified	Monterey	Highland Elementary	01-118108	10/11/19	\$ 550,516	\$ -
Monterey Peninsula Unified	Monterey	Monte Vista Elementary	01-118005	10/11/19	\$ 2,092,964	\$ -
Monterey Peninsula Unified	Monterey	Marina Vista Elementary	01-118107	10/14/19	\$ 754,887	\$ -
Sacramento City Unified	Sacramento	American Legion High (Continuation)	02-116158	10/17/19	\$ 376,386	\$ -
Sacramento City Unified	Sacramento	West Campus	02-115633	10/17/19	\$ 540,268	\$ -
Washington Unified	Yolo	Washington Middle College High	02-114394	10/17/19	\$ 1,243,180	\$ -
Visalia Unified	Tulare	Golden West High	02-116479	10/18/19	\$ 11,715,960	\$ -
Whittier City Elementary	Los Angeles	Daniel Phelan Elementary	03-106561	10/23/19	\$ 1,769,640	\$ -
Whittier City Elementary	Los Angeles	Lydia Jackson Elementary	03-107193	10/23/19	\$ 1,434,996	\$ -
Whittier City Elementary	Los Angeles	West Whittier Elementary	03-107194	10/23/19	\$ 5,566,584	\$ -
Elk Grove Unified	Sacramento	Foulks Ranch Elementary	02-117399	10/24/19	\$ 2,043,360	\$ -
Monterey Peninsula Unified	Monterey	La Mesa Elementary	01-118004	10/25/19	\$ 260,145	\$ -
Monterey Peninsula Unified	Monterey	Foothill Elementary	01-118109	10/25/19	\$ 666,640	\$ -
Redwood City Elementary	San Mateo	Orion Alternative	01-117236	10/25/19	\$ 550,482	\$ -
North Cow Creek Elementary	Shasta	North Cow Creek Elementary	Site/Design	10/25/19	\$ 252,263	\$ 168,176
Palmdale Elementary	Los Angeles	Dos Caminos Elementary	03-115845	10/30/19	\$ 906,607	\$ -
Glendale Unified	Los Angeles	College View	03-115058	10/31/19	\$ 1,313,607	\$ -
Mission Union Elementary	Monterey	Mission Elementary	01-118422	10/31/19	\$ 334,060	\$ 222,707

Summary of Received-Exceeds for Modernization Funding	Total (in Dollars)
Subtotal of Estimated State Grant (Column F)	\$ 614,963,753
Subtotal of Estimated Financial Hardship (Column G)	\$ 45,298,750
Total of Estimated State Grant and Financial Hardship	\$ 660,262,503

INFORMATION ITEM

FACILITY HARDSHIP/REHABILITATION APPROVALS WITHOUT FUNDING

As of October 23, 2019

FACILITY HARDSHIP/REHABILITATION APPROVALS WITHOUT FUNDING

As of 10/23/2019 State Allocation Board

FACILITY HARDSHIP

<i>School District</i>	<i>County</i>	<i>Program</i>	<i>Application Number</i>	<i>School Site Name</i>	<i>SAB Approval Date</i>	<i>Funding Application Due Date</i>	<i>Estimated State Grant</i>
Estimated Total Need (State Share)							\$ -

REHABILITATION

<i>School District</i>	<i>County</i>	<i>Program</i>	<i>Application Number</i>	<i>School Site Name</i>	<i>SAB Approval Date</i>	<i>Funding Application Due Date</i>	<i>Estimated State Grant</i>
Lewiston Elementary	Trinity	Facility Hardship	58/71746-00-002	Lewiston Elementary	9/25/2019	7/25/2019	\$ 502,314 *
Greenfield Union Elementary	Monterey	Facility Hardship	58/66035-00-001	Vista Verde Middle	10/23/2019	4/23/2021	\$ 1,125,922 *
Greenfield Union Elementary	Monterey	Facility Hardship	58/66035-00-002	Mary Chapa Academy	10/23/2019	4/23/2021	\$ 1,338,828 *
Greenfield Union Elementary	Monterey	Facility Hardship	58/66035-00-003	Oak Avenue Elementary	10/23/2019	4/23/2021	\$ 1,035,344 *
Estimated Total Need (State Share)							\$ 4,002,408

Facility Hardship and Rehabilitation Estimated Total Need (State Share) \$ 4,002,408

*These projects have received approvals for design funding which are included in the Estimated State Grant amount.

Section 1859.81. Financial Hardship.

Except for Joint-Use Projects and Career Technical Education Facilities Projects, a district is eligible for financial hardship to fund all or a portion of its matching share requirement after demonstrating the requirements of (a), (c), and (d) below:

- (a) The district is financially unable to provide all necessary matching funds for an eligible project. To determine this, an analysis shall be made of the district's financial records by the OPSC including data and records maintained by the CDE and the County Office of Education. The analysis shall consist of a review of the district's latest Independent Audit regarding funds available from all capital facility accounts, including, but not limited to, developer fees, funds generated from capital facility certificates of participation, federal grants, redevelopment funds, sale proceeds from surplus property, the appraised value of facilities approved for replacement pursuant to Section 1859.82, bond funds either encumbered, unencumbered or authorized but unsold, and savings from other SFP projects. All funds thus identified that have not been expended or encumbered by a contractual agreement for a specific capital outlay purpose prior to the initial request for financial hardship status shall be deemed available as a matching contribution.

After the initial request for financial hardship status is granted, no further encumbrances will be approved by the OPSC and all prospective revenue made available to the district's capital facility accounts shall be deemed available as matching contribution on the subsequent financial hardship review, with the exception of:

- (1) Approved interim housing expenditures.
- (2) Funding to pay for previously recognized multi-year encumbrances approved at the initial financial hardship approval.
- (3) Funding that is transferred into a Special Reserve Fund and is used for the express purpose of the Federal Renovation Program when the amount expended out of that fund does not exceed the maximum Federal Renovation Grant amount.
- (4) Funding that is transferred into a Special Reserve Fund and is used for the express purpose of the School Facilities Needs Assessment Grant Program or Emergency Repair Program when the amount expended out of that fund does not exceed the maximum grant amount apportioned.
- (5) Funding that is transferred into a Special Reserve Fund and is used for the express purpose of the Career Technical Education Facilities Program when the amount expended out of that fund does not exceed the applicant's share of the maximum grant amount apportioned.
- (6) Funding that is transferred into a Special Reserve Fund and used for the express purpose of the Overcrowding Relief Grant when the amount expended out of that fund does not exceed the amount of the site acquisition and design costs of the project and the district has submitted an approved Form SAB 50-11.
- (7) Funding that is used for the express purpose of reimbursing the State a proportionate share of financial hardship received when there has been a transfer of a special education program and title to the facility. In addition, the funding was used within five years of the title transfer.
- (8) Funding to pay for obtaining a structural report pursuant to Section 1859.82 for an approvable and funded seismic mitigation project.
- (9) All other capital facility funding for a period of three years when no subsequent financial hardship request is made during this period, with the exception of the funding identified in (6). The three-year period begins with the date of the most recent financial hardship new construction or modernization adjusted grant funding apportionment.

When Overcrowding Relief Grant funding is set aside pursuant to (6) and the School District has not submitted, or the OPSC has not accepted, a Form SAB 50-04 for an Overcrowding Relief Grant within three years from the date of deposit into the Special Reserve Fund, or the School District has not met the requirements in Sections 1859.90 or 1859.105, remaining funds plus interest accrued at the Pooled Money Investment Board rate at that time period shall be deemed available as matching contribution on a subsequent financial hardship project or be captured through an audit adjustment pursuant to Section 1859.106.

The financial hardship analysis is subject to approval by the Board.

- (b) From the funds deemed available as a matching contribution, the district may retain \$19,776 per classroom in each enrollment reporting period for the cost to provide interim housing for the currently unhoused pupils of the district. The amount shown shall be adjusted annually in the manner prescribed in Section 1859.71. The number of classrooms needed for interim housing for the currently unhoused pupils shall be the sum of the positive numbers determined in (b)(7) as follows:
- (1) Determine the current enrollment of the district by grade level as shown on the latest Form SAB 50-01.
 - (2) Determine the New Construction Grants apportioned by grade level for all SFP projects and LPP funded under the provisions of Sections 1859.12 or 1859.13 where the district has submitted Form SAB 50-06 indicating that the project is 100 percent complete.
 - (3) Subtract (b)(2) from (b)(1).
 - (4) Determine the number of classrooms by grade level reported in Part 1, Line 8 on Form SAB 50-02.
 - (5) Multiply the classrooms determined in (b)(4) by 25 for K-6, 27 for 7-12, 13 for Non-Severe and 9 for Severe.
 - (6) Subtract the product determined in (b)(5) from the difference determined in (b)(3) by grade level.
 - (7) Divide the difference by grade level determined in (b)(6) by 25 for K-6, 27 for 7-12, 13 for Non-Severe and 9 for Severe and round up to the nearest whole number.

From the funds deemed available as a matching contribution, the district may also retain \$19,776 per portable toilet unit in each reporting period for the cost to provide necessary interim toilet facilities for the currently unhoused pupils of the district. The amount shown shall be adjusted annually in the manner prescribed in Section 1859.71. The number of toilet facilities needed for interim housing shall be the sum of the positive numbers determined in (b)(7) divided by eight rounded up to the nearest whole number.

From the funds deemed available as a matching contribution, the district may also retain \$19,776 per classroom in each reporting period for the cost to provide necessary interim housing for the currently unhoused pupils displaced as a result of a SAB approved seismic mitigation project pursuant to Section 1859.82. The amount shown shall be adjusted annually in the manner prescribed in Section 1859.71. The number of classrooms needed for interim housing shall be the quotient of the displaced pupils by 25 for K-6, 27 for 7-12, 13 for Non-Severe and 9 for Severe and round up to the nearest whole number.

If the district's available funds, as determined by the OPSC analysis less costs for interim housing, is less than its matching share, the district will be deemed to have met the requirements of this Subsection.

- (c) The district has made all reasonable efforts to fund its matching share of the project by demonstrating it is levying the developer fee justified under law or an alternative revenue source equal to or greater than the developer fee otherwise justified under law at the time of request for hardship and the district meets at least one of the following:
 - (1) The current outstanding bonded indebtedness of the district issued for the purpose of constructing school facilities in accordance with Education Code Section 17072.35 or 17074.25 as appropriate, at the time of request for financial hardship status, is at least 60 percent of the district's total bonding capacity. Outstanding bonded indebtedness includes that part of general obligation bonds, Mello-Roos Bonds, School Facility Improvement District Bonds and certificates of participation which the district is paying a debt service that was issued for capital outlay school facility purposes.
 - (2) The district had a successful registered voter bond election for at least the maximum amount allowed under Proposition 39 within the previous two years from the date of request for financial hardship status. The proceeds from the bond election that represent the maximum amount allowed under the provisions of Proposition 39 must be used to fund the district's matching share requirement for SFP project(s).
 - (3) It is a County Superintendent of Schools.
 - (4) The district's total bonding capacity at the time of the request for financial hardship status is \$5 million or less.
 - (5) Other evidence of reasonable effort as approved by the SAB.

If the district's request for financial hardship status is denied by the Board, the district may be deemed eligible for rental payments of \$2,000 per year per classroom under the Emergency School Classroom Law of 1979 for a two year period when relocatable classroom buildings are available and the district provides financial documentation that it is unable to afford the full rental amount and any other information satisfactory to the Board that the rental reduction is necessary. The number of classrooms eligible for the \$2,000 rental payments shall be the sum of the numbers determined in (c)(5)(B) as follows:

- (A) Determine the number of pupils by grade level that the district requested a New Construction Grant on the Form SAB 50-04 that were denied financial hardship status.
- (B) Divide the number by grade level determined in (c)(5)(A) by 25 for K-6, 27 for 7-12, 13 for Non-Severe and 9 for Severe and round up to the nearest whole number.
- (d) The district has not signed a contract for acquisition or construction of classrooms that replace existing facility(ies), which were included in the determination of the district's new construction eligibility pursuant to Education Code Section 17071.75, in a locally funded project during the five-year period immediately preceding the district's application for financial hardship assistance. This restriction may be lifted if the Board finds that unforeseen and extenuating circumstances existed that required the district to use local funds to replace the facility(ies).
- (e) If the district meets the financial hardship requirements in this Section, the amount of financial hardship is equal to the district's matching share less funds deemed available in (a).
 - (1) Once a district has been notified by OPSC that it meets the requirements of financial hardship in this Section, the district may file Form SAB 50-04 under the provisions of financial hardship anytime within a period of 180 calendar days from the date of the OPSC notification.
 - (2) If the district does not submit Form SAB 50-04 under the provisions of financial hardship within 180 calendar days of the OPSC notification of approval of financial hardship status, the district must re-qualify for financial hardship status under the provisions of this Section by submittal of a new request for financial hardship status.

- (3) If the project(s) has been included on an unfunded list for more than 180 calendar days, a review of the district's funds pursuant to (a) will be made to determine if additional district funds are available to fund the district's matching share of the project(s).

Financial hardship approval status by the OPSC for a separate design and/or site apportionment does not apply to any subsequent funding for the project(s).

- (f) If the district submits Form SAB 50-04 within 180 calendar days of the OPSC notification of approval of financial hardship and the project(s) has been included on the "Unfunded List (Lack of AB 55 Loans)" for more than 180 calendar days as a result of the State of California's inability to provide interim financing from the Pooled Money Investment Account (AB 55 loans), the Board may suspend the unfunded review requirement as defined in Regulation Section 1859.81(e). Projects added to any other unfunded list shall be subject to the review detailed in Regulation Section 1859.81(e). Regulation Section 1859.81(f) shall become inoperative July 1, 2011.
- (g) A project added to an unfunded list on or after July 1, 2011 will be subject to the review detailed in section (e)(3). For projects added to an unfunded list between February 25, 2009 and June 30, 2011, only the district's financial records on or after July 1, 2011 will be considered in calculating any adjustment to the district's matching share.
- (h) On or after September 22, 2017, a district may submit a request for funding in advance of obtaining a determination of Financial Hardship.
- (1) To be considered for Financial Hardship, the district must check the box on the Form SAB 50-04 requesting Financial Hardship pursuant to this subsection when submitting a request for funding.
 - (2) Prior to processing an application OPSC will notify the district in writing to submit the necessary documentation for a Financial Hardship analysis pursuant to (a), (b), (c) and (d). OPSC will not accept any documents for a Financial Hardship analysis in advance of the notification. Failure to submit the requested documentation within 60 calendar days of OPSC's notification will result in either a. or b.:
 - a. District may amend their Form SAB 50-04 to exclude the request for Financial Hardship determination.
 - b. OPSC will return the request for funding and related materials to the district.
 - (3) Upon notification of Financial Hardship approval, any Form SAB 50-04 processed within 180 calendar days of the approval date will be included in the approval.
 - (4) For any Form SAB 50-04 processed more than 180 calendar days after the date of the Financial Hardship approval the district shall re-qualify for Financial Hardship status.

Note: Authority cited: Sections 17070.35, 17075.15, 17078.72 and 17592.73, Education Code.

Reference: Sections 17071.75, 17075.10, 17075.15, and 17079.20, Education Code.