

# State Allocation Board Agenda



Lisa Silverman, Executive Officer  
Office of Public School Construction  
707 Third Street  
West Sacramento, CA 95605

Public Meeting  
Wednesday, May 22, 2019  
State Capitol, Room 447\*  
Sacramento, CA 95814  
4:00 p.m.\*

General Information  
(916) 376-1771

For further information please contact your Project Manager.

\*Meeting room and time subject to change.

A copy of the 10-Day Notice can be found on the [OPSC website](#).

May 22, 2019  
**Agenda**

---

<u>TAB</u>	<u>SUBJECT</u>	<u>PRESENTER</u>	<u>PAGE</u>
	Call Meeting to Order	Chair	
	Roll Call	Secretary	
	Table of Contents		i - iii
1	Alphabetical Listing		iv - vi
2	Minutes of April 24, 2019		1 - 7
3	Executive Officer Statement		8 - 9
4	<b><u>CONSENT AGENDA</u></b>		
	<b><u>SCHOOL FACILITY PROGRAM</u></b>		
	Resolution		10
	Eligibility Approvals		11 - 19
	Unfunded Approvals		20 - 72
	Amended Unfunded Approvals		73 - 74
	Funding		75
	Charter School Facilities Program Preliminary Apportionment		76
	Rescissions		77 - 79
	<b><u>OTHER PROGRAMS</u></b>		
	Facility Hardship/Rehabilitation Program		80 - 91
	Emergency Repair Program		92 - 95

NEXT MONTHLY STATE ALLOCATION BOARD MEETING – JUNE 26, 2019

May 22, 2019  
**Agenda**

---

<u>TAB</u>	<u>SUBJECT</u>	<u>PAGE</u>
5	<b><u>FINANCIAL REPORTS</u></b>	
	STATUS OF FUND RELEASES	96 - 97
	STATUS OF FUNDS	98 - 115
6	<b><u>APPEALS</u></b>	
	<del>FARMERSVILLE UNIFIED/TULARE 50/75325-00-005</del>	116 – 141
	<del>To present the District's request to retain the savings from a new construction project funded with Financial Hardship assistance for use on other high priority capital outlay needs within the District.</del>	WITHDRAWN
	<del>SAN BERNARDINO CITY UNIFIED/SAN BERNARDINO 56/67876-00-001</del>	142 – 180
	<del>To present the District's request to retain the savings from an Overcrowding Relief Grant Program project funded with Financial Hardship assistance for use on other high priority capital outlay needs within the District.</del>	WITHDRAWN
	LOS ANGELES UNIFIED/LOS ANGELES 58/64733-00-004	181 – 192
	To present the District's request to use the construction contract and change order amounts to determine the rehabilitation grant amount for a Seismic Mitigation Program project.	
7	<b><u>ACTION ITEMS</u></b>	
	FULL-DAY KINDERGARTEN FACILITIES GRANT PROGRAM APPORTIONMENTS	193 - 211
	To provide Apportionments for the first funding cycle of the Full-Day Kindergarten Facilities Grant Program for the projects listed below:	
	Bakersfield City Elementary/Kern 70/63321-00-001	
	Cutler-Orosi Jt. Unified/Tulare 70/71860-00-001	
	Edison Elementary/Kern 70/63438-00-001	
	Greenfield Union Elementary/Monterey 71/66035-00-001	
	Guadalupe Union Elem./Santa Barbara 70/69023-00-001	
	Lamont Elementary/Kern 70/63560-00-001	
	Lindsay Unified/Tulare 70/71993-00-001	
	Pixley Union Elementary/Tulare 70/72041-00-001	
	Richgrove Elementary/Tulare 70/72082-00-001	
	Traver Jt. Elementary/Tulare 70/72223-00-001	
	Washington Colony Elementary/Fresno 70/62513-00-001	
	Woodville Union Elementary/Kern 70/72298-00-001	

May 22, 2019

# Agenda

---

<u>TAB</u>	<u>SUBJECT</u>	<u>PAGE</u>
7	<b><u>ACTION ITEMS</u></b> (cont.)	
	CAREER TECHNICAL EDUCATION FACILITIES PROGRAM UNFUNDED APPROVALS To provide unfunded approvals for the fifth funding cycle of the School Facility Program Career Technical Education Facilities Program for some of the projects listed on Attachment A.	212 - 289
	<del>CAREER TECHNICAL EDUCATION FACILITIES PROGRAM ADDITIONAL FUNDING CYCLE(S) To seek State Allocation Board direction on how to allocate the remaining \$250 million in Career Technical Education Facilities Program funds.</del>	<del>290  WITHDRAWN</del>
8	<b><u>REPORTS, DISCUSSION AND INFORMATION ITEMS</u></b>	
	State Allocation Board Three-Month Projected Workload	291 - 292
	Dates for 2019 State Allocation Board Meetings	293
	School Facility Program Unfunded List (Lack of AB 55 Loans)	294 - 297
	School Facility Program Workload List (Regulation Section 1859.95)	298 - 342
	School Facility Program Acknowledged List (Reg. Section 1859.95.1)	343 - 347
	Facility Hardship/Rehabilitation Approvals Without Funding	348 - 349
	School Facility Program Financial Hardship Reg. Section 1859.81	350 - 353

May 22, 2019

# Alphabetical Listing

School District	County	Category	Page No.
ALISAL UNION	MONTEREY	SFP - New Construction	Consent 13
ALISAL UNION	MONTEREY	SFP - New Construction	Consent 20
ALTA VISTA ELEMENTARY	TULARE	SFP - Modernization	Consent 20
ANTIOCH UNIFIED	CONTRA COSTA	SFP - Modernization	Consent 13
BAKERSFIELD CITY ELEMENTARY	KERN	Emergency Repair Program	Consent 92
BENICIA UNIFIED	SOLANO	SFP - Modernization	Consent 80
BRAWLEY ELEMENTARY	IMPERIAL	SFP - New Construction	Consent 13
BRAWLEY ELEMENTARY	IMPERIAL	SFP - New Construction	Consent 20
CENTINELA VALLEY UNION HIGH	LOS ANGELES	Emergency Repair Program	Consent 92
CLAY JOINT ELEMENTARY	FRESNO	SFP - New Construction	Consent 13
CLOVIS UNIFIED	FRESNO	SFP - New Construction	Consent 13
CLOVIS UNIFIED	FRESNO	SFP - New Construction	Consent 20
CLOVIS UNIFIED	FRESNO	SFP - Modernization	Consent 20
CULVER CITY UNIFIED	LOS ANGELES	SFP - Modernization	Consent 20
CULVER CITY UNIFIED	LOS ANGELES	SFP - Modernization	Consent 20
DEHESA	SAN DIEGO	SFP - New Construction	Withdrawn
DOWNEY UNIFIED	LOS ANGELES	SFP - New Construction	Consent 13
DOWNEY UNIFIED	LOS ANGELES	SFP - New Construction	Consent 20
FREMONT UNIFIED	ALAMEDA	SFP - New Construction	Consent 13
FREMONT UNIFIED	ALAMEDA	SFP - New Construction	Consent 20
FREMONT UNIFIED	ALAMEDA	SFP - New Construction	Consent 20
FRESNO UNIFIED	FRESNO	SFP - New Construction	Consent 13
FRESNO UNIFIED	FRESNO	SFP - New Construction	Consent 11/13
FRESNO UNIFIED	FRESNO	SFP - New Construction	Consent 20
GROSSMONT UNION HIGH	SAN DIEGO	SFP - New Construction	Consent 13
GROSSMONT UNION HIGH	SAN DIEGO	SFP - New Construction	Consent 20
GROSSMONT UNION HIGH	SAN DIEGO	SFP - Modernization	Consent 20
HAPPY VALLEY ELEMENTARY	SANTA CRUZ	SFP - Modernization	Consent 13
IRVINE UNIFIED	ORANGE	SFP - New Construction	Consent 20
IRVINE UNIFIED	ORANGE	SFP - New Construction	Consent 20
IRVINE UNIFIED	ORANGE	SFP - New Construction	Consent 20
IRVINE UNIFIED	ORANGE	SFP - New Construction	Consent 20
LAKE ELEMENTARY	GLENN	SFP - New Construction	Consent 75
LARKSPUR-CORTE MADERA	MARIN	SFP - New Construction	Consent 13
LARKSPUR-CORTE MADERA	MARIN	SFP - New Construction	Consent 20
LINCOLN UNIFIED	SAN JOAQUIN	Emergency Repair Program	Consent 92
LINDSAY UNIFIED	TULARE	SFP - Modernization	Consent 11
LINDSAY UNIFIED	TULARE	SFP - Modernization	Consent 20
LINDSAY UNIFIED	TULARE	SFP - Modernization	Consent 20
LINDSAY UNIFIED	TULARE	SFP - Modernization	Consent 20
LODI UNIFIED	SAN JOAQUIN	Emergency Repair Program	Consent 92
LOS ANGELES UNIFIED	LOS ANGELES	SFP - Charter	Consent 76
LOS BANOS UNIFIED	MERCED	SFP - New Construction	Consent 13
LOS BANOS UNIFIED	MERCED	SFP - New Construction	Consent 73
MADERA COUNTY OFFICE OF EDUCATION	MADERA	SFP - New Construction	Consent 13
MCFARLAND UNIFIED	KERN	SFP - New Construction	Consent 13
MERCED CITY ELEMENTARY	MERCED	SFP - New Construction	Consent 20
MERCED CITY ELEMENTARY	MERCED	SFP - New Construction	Consent 20
MERCED CITY ELEMENTARY	MERCED	SFP - New Construction	Consent 20
MERCED CITY ELEMENTARY	MERCED	SFP - New Construction	Consent 20
MUROC JOINT UNIFIED	KERN	SFP - New Construction	Consent 20

May 22, 2019

# Alphabetical Listing

School District	County	Category	Page No.
MUROC JOINT UNIFIED	KERN	SFP - Modernization	Consent 20
NEWPORT-MESA UNIFIED	ORANGE	SFP - New Construction	Consent 13
NEWPORT-MESA UNIFIED	ORANGE	SFP - New Construction	Consent 20
NEWPORT-MESA UNIFIED	ORANGE	SFP - Modernization	Consent 20
OAK VALLEY UNION ELEMENTARY	TULARE	SFP - Modernization	Consent 13
OAKLAND UNIFIED	ALAMEDA	SFP - Charter	Consent 20
OAKLAND UNIFIED	ALAMEDA	SFP - Charter	Consent 20
OXNARD UNION HIGH	VENTURA	SFP - New Construction	Consent 13
OXNARD UNION HIGH	VENTURA	SFP - New Construction	Consent 20
PALM SPRINGS UNIFIED	RIVERSIDE	SFP - New Construction	Consent 13
PALM SPRINGS UNIFIED	RIVERSIDE	SFP - New Construction	Consent 20
PALO VERDE UNIFIED	RIVERSIDE	Emergency Repair Program	Consent 92
POMONA UNIFIED	LOS ANGELES	SFP - Modernization	Consent 20
POMONA UNIFIED	LOS ANGELES	SFP - Modernization	Consent 20
REEF-SUNSET UNIFIED	KINGS	SFP - Modernization	Consent 11
RIPON UNIFIED	SAN JOAQUIN	SFP - Modernization	Consent 11
RIPON UNIFIED	SAN JOAQUIN	SFP - Modernization	Consent 20
RIVERDALE JOINT UNIFIED	FRESNO	SFP - New Construction	Consent 13
RIVERDALE JOINT UNIFIED	FRESNO	SFP - New Construction	Consent 20
SACRAMENTO CITY UNIFIED	SACRAMENTO	Emergency Repair Program	Consent 92
SAN DIEGUITO UNION HIGH	SAN DIEGO	SFP - New Construction	Consent 74
SAN JACINTO UNIFIED	RIVERSIDE	Emergency Repair Program	Consent 92
SAN JUAN UNIFIED	SACRAMENTO	SFP - Modernization	Consent 13
SAN MARCOS UNIFIED	SAN DIEGO	SFP - New Construction	Consent 13
SAN MARCOS UNIFIED	SAN DIEGO	SFP - New Construction	Withdrawn
SANGER UNIFIED	FRESNO	SFP - New Construction	Consent 13
SANGER UNIFIED	FRESNO	SFP - New Construction	Consent 20
SANTA MARIA JOINT UNION HIGH	SANTA BARBARA	SFP - New Construction	Consent 13
SANTA MARIA JOINT UNION HIGH	SANTA BARBARA	SFP - New Construction	Withdrawn
SANTA MARIA JOINT UNION HIGH	SANTA BARBARA	SFP - New Construction	Consent 20
SANTA ROSA ELEMENTARY	SONOMA	Emergency Repair Program	Consent 94
SANTA ROSA ELEMENTARY	SONOMA	Emergency Repair Program	Consent 94
SANTA ROSA HIGH	SONOMA	Emergency Repair Program	Consent 94
SEQUOIA UNION HIGH	SAN MATEO	SFP - New Construction	Consent 13
SEQUOIA UNION HIGH	SAN MATEO	SFP - New Construction	Consent 20
SIERRA SANDS UNIFIED	KERN	SFP - Modernization	Consent 77
SOLANO COUNTY OFFICE OF EDUCATION	SOLANO	SFP - New Construction	Consent 20
SOLANO COUNTY OFFICE OF EDUCATION	SOLANO	SFP - Modernization	Consent 20
SOLANO COUNTY OFFICE OF EDUCATION	SOLANO	SFP - Modernization	Consent 20
TAFT CITY ELEMENTARY	KERN	SFP - Modernization	Consent 20
TAFT CITY ELEMENTARY	KERN	SFP - Modernization	Consent 20
TEMPLE CITY UNIFIED	LOS ANGELES	SFP - Modernization	Consent 20
TWIN RIVERS UNIFIED	SACRAMENTO	SFP - Modernization	Consent 20
VICTOR ELEMENTARY	SAN BERNARDINO	SFP - New Construction	Consent 13
VICTOR ELEMENTARY	SAN BERNARDINO	SFP - New Construction	Consent 20
WASCO UNION HIGH	KERN	SFP - Modernization	Consent 84
WEST CONTRA COSTA UNIFIED	CONTRA COSTA	SFP - Modernization	Consent 78
WHEATLAND UNION HIGH	YUBA	SFP - Modernization	Consent 88
WISEBURN UNIFIED	LOS ANGELES	SFP - Career Tech	Consent 79
WOODLAKE UNION HIGH	TULARE	Emergency Repair Program	Consent 92
WOODLAKE UNION HIGH	TULARE	Emergency Repair Program	Consent 92

May 22, 2019

# Alphabetical Listing

<b>School District</b>	<b>County</b>	<b>Category</b>	<b>Page No.</b>
WOODLAKE UNION HIGH	TULARE	Emergency Repair Program	Consent 92

May 22, 2019  
**Attachment A**

Career Technical Education Facilities Program

School District	County	Application Number
Alhambra Unified	Los Angeles	55/75713-00-002
Alvord Unified	Riverside	59/66977-00-001
Anaheim Union High	Orange	55/66431-00-001
Banning Unified	Riverside	55/66985-00-002
Benicia Unified	Solano	55/70524-00-002
Campbell Union High	Santa Clara	55/69401-00-010
Campbell Union High	Santa Clara	55/69401-00-011
Campbell Union High	Santa Clara	55/69401-00-012
Caruthers Unified	Fresno	55/75598-00-001
Castro Valley Unified	Alameda	55/61150-00-001
Center Joint Unified	Sacramento	59/73973-00-003
Centinela Valley Union High	Los Angeles	55/64352-00-004
Centinela Valley Union High	Los Angeles	55/64352-00-005
Centinela Valley Union High	Los Angeles	55/64352-00-006
Chico Unified	Butte	55/61424-00-006
Chico Unified	Butte	55/61424-00-007
Chico Unified	Butte	59/61424-00-008
Chico Unified	Butte	59/61424-00-009
Chico Unified	Butte	59/61424-00-010
Clovis Unified	Fresno	55/62117-00-013
Clovis Unified	Fresno	55/62117-00-014
Compton Unified	Los Angeles	55/73437-00-001
Compton Unified	Los Angeles	55/73437-00-002
Compton Unified	Los Angeles	55/73437-00-003
Corning Union High	Tehama	55/71506-00-001
Culver City Unified	Los Angeles	59/64444-00-002
Denair Unified	Stanislaus	55/71068-00-001
Dinuba Unified	Tulare	55/75531-00-004
Dinuba Unified	Tulare	55/75531-00-005
Downey Unified	Los Angeles	55/64451-00-003
El Monte Union High	Los Angeles	59/64519-00-007
Elk Grove Unified	Sacramento	55/67314-00-006
Elk Grove Unified	Sacramento	55/67314-00-008
Elk Grove Unified	Sacramento	55/67314-00-009
Elk Grove Unified	Sacramento	55/67314-00-010
Elk Grove Unified	Sacramento	55/67314-00-011
Elk Grove Unified	Sacramento	55/67314-00-012
Elk Grove Unified	Sacramento	55/67314-00-007
Fairfield-Suisun Unified	Solano	59/70540-00-001
Fairfield-Suisun Unified	Solano	59/70540-00-002
Farmersville Unified	Tulare	55/65325-00-002
Fillmore Unified	Ventura	55/72454-00-002
Firebaugh-Las Deltas Unified	Fresno	55/73809-00-002
Firebaugh-Las Deltas Unified	Fresno	55/73809-00-003
Firebaugh-Las Deltas Unified	Fresno	59/73809-00-003



May 22, 2019  
**Attachment A**

Career Technical Education Facilities Program

School District	County	Application Number
Folsom-Cordova Unified	Sacramento	55/67330-21-004
Folsom-Cordova Unified	Sacramento	55/67330-21-005
Fowler Unified	Fresno	55/62158-00-001
Fremont Union High	Santa Clara	55/69468-01-003
Fremont Union High	Santa Clara	55/69468-01-004
Fresno Unified	Fresno	55/62166-00-007
Fresno Unified	Fresno	55/62166-00-008
Fresno Unified	Fresno	55/62166-00-009
Fresno Unified	Fresno	55/62166-00-010
Fresno Unified	Fresno	55/62166-00-011
Fresno Unified	Fresno	55/62166-00-012
Fresno Unified	Fresno	59/62166-00-005
Glendale Unified	Los Angeles	55/64568-00-001
Golden Plains Unified	Fresno	59/75234-00-002
Golden Valley Unified	Madera	55/75580-00-004
Golden Valley Unified	Madera	55/75580-00-005
Hacienda La Puente Unified	Los Angeles	59/73445-00-002
Hanford Joint Union High	Kings	55/63925-00-003
Hilmar Unified	Merced	55/65698-00-001
Imperial Unified	Imperial	55/63164-00-001
Imperial Unified	Imperial	55/63164-00-002
Irvine Unified	Orange	55/73650-00-005
John Swett Unified	Contra Costa	59/61697-00-002
Jurupa Unified	Riverside	59/67090-00-003
Jurupa Unified	Riverside	59/67090-00-004
Kelseyville Unified	Lake	55/64014-00-001
Kern High	Kern	55/63529-00-018
Kern High	Kern	55/63529-00-019
Kings Canyon Joint Unified	Fresno	59/62265-00-002
Kings Canyon Joint Unified	Fresno	55/62265-00-003
Liberty Union High	Contra Costa	55/61721-00-001
Lindsay Unified	Tulare	55/71993-00-002
Lodi Unified	San Joaquin	55/68585-00-002
Long Beach Unified	Los Angeles	55/64725-00-003
Long Beach Unified	Los Angeles	55/64725-00-004
Long Beach Unified	Los Angeles	55/64725-00-005
Long Beach Unified	Los Angeles	55/64725-00-006
Long Beach Unified	Los Angeles	55/64725-00-007
Long Beach Unified	Los Angeles	55/64725-00-008
Los Alamitos Unified	Orange	55/73924-00-001
Los Angeles Unified	Los Angeles	55/64733-00-019
Los Angeles Unified	Los Angeles	55/64733-00-020
Los Angeles Unified	Los Angeles	55/64733-00-021
Los Angeles Unified	Los Angeles	55/64733-00-022
Los Angeles Unified	Los Angeles	55/64733-00-023

May 22, 2019  
**Attachment A**

Career Technical Education Facilities Program

School District	County	Application Number
Los Angeles Unified	Los Angeles	55/64733-00-024
Los Angeles Unified	Los Angeles	55/64733-00-025
Los Angeles Unified	Los Angeles	55/64733-00-026
Los Angeles Unified	Los Angeles	55/64733-00-027
Los Angeles Unified	Los Angeles	55/64733-00-028
Los Angeles Unified	Los Angeles	59/64733-00-030
Los Angeles Unified	Los Angeles	59/64733-00-031
Lucia Mar Unified	San Luis Obispo	59/68759-00-003
Lynwood Unified	Los Angeles	59/64774-00-001
Lynwood Unified	Los Angeles	59/64774-00-002
Madera Unified	Madera	55/65243-00-005
Madera Unified	Madera	55/65243-00-006
Madera Unified	Madera	55/65243-00-007
Mammoth Unified	Mono	59/73692-00-001
Manteca Unified	San Joaquin	55/68593-00-005
Modesto City High	Stanislaus	55/71175-00-004
Monterey Peninsula Unified	Monterey	59/66092-00-002
Monterey Peninsula Unified	Monterey	59/66092-00-003
Moreno Valley Unified	Riverside	55/67124-00-001
Moreno Valley Unified	Riverside	55/67124-00-002
Moreno Valley Unified	Riverside	55/67124-00-003
Morgan Hill Unified	Santa Clara	55/69583-00-001
Morgan Hill Unified	Santa Clara	55/69583-00-002
Muroc Joint Unified	Kern	55/63685-00-001
Muroc Joint Unified	Kern	55/63685-00-002
Napa Valley Unified	Napa	55/66266-00-005
Napa Valley Unified	Napa	55/66266-00-006
Northern Humboldt Union High	Humboldt	59/62687-00-004
Northern Humboldt Union High	Humboldt	59/62687-00-005
Northern Humboldt Union High	Humboldt	59/62687-00-006
Novato Unified	Marin	55/65417-00-002
Oak Park Unified	Ventura	59/73874-00-001
Oakland Unified	Alameda	55/61259-00-001
Oakland Unified	Alameda	59/61259-00-003
Oakland Unified	Alameda	59/61259-00-002
Orange Unified	Orange	59/66621-00-005
Oxnard Union High	Ventura	59/72546-00-007
Oxnard Union High	Ventura	59/72546-00-008
Palm Springs Unified	Riverside	55/67173-00-001
Palm Springs Unified	Riverside	55/67173-00-002
Patterson Joint Unified	Stanislaus	55/71217-00-002
Perris Union High	Riverside	55/67207-00-004
Perris Union High	Riverside	55/67207-00-005
Pierce Joint Unified	Colusa	55/61614-00-001
Placentia-Yorba Linda Unified	Orange	55/66647-00-001

May 22, 2019  
**Attachment A**

Career Technical Education Facilities Program

School District	County	Application Number
Porterville Unified	Tulare	55/75523-00-005
Red Bluff Joint Union High	Tehama	55/71639-00-002
Pleasanton Unified	Alameda	55/75101-00-005
Pleasanton Unified	Alameda	55/75101-00-006
Riverside Unified	Riverside	55/67215-00-001
Rocklin Unified	Placer	59/75085-00-004
Rocklin Unified	Placer	59/75085-00-005
Rowland Unified	Los Angeles	59/73452-00-006
San Bernardino City Unified	San Bernardino	55/67876-00-002
San Bernardino City Unified	San Bernardino	55/67876-00-003
San Bernardino City Unified	San Bernardino	59/67876-00-002
San Diego Unified	San Diego	59/68338-00-010
San Diego Unified	San Diego	59/68338-00-011
San Diego Unified	San Diego	59/68338-00-012
San Diego Unified	San Diego	59/68338-00-013
San Diego Unified	San Diego	59/68338-00-014
San Diego Unified	San Diego	59/68338-00-015
San Diego Unified	San Diego	59/68338-00-016
San Diego Unified	San Diego	59/68338-00-017
San Diego Unified	San Diego	59/68338-00-018
San Diego Unified	San Diego	59/68338-00-019
San Diego Unified	San Diego	59/68338-00-021
San Diego Unified	San Diego	59/68338-00-022
San Diego Unified	San Diego	59/68338-00-010
San Diego Unified	San Diego	59/68338-00-015
San Francisco Unified	San Francisco	59/68478-13-002
San Francisco Unified	San Francisco	59/68478-17-002
San Juan Unified	Sacramento	59/67447-00-003
San Lorenzo Valley Unified	Santa Cruz	55/69807-00-002
San Lorenzo Valley Unified	Santa Cruz	55/69807-00-003
San Luis Coastal Unified	San Luis Obispo	59/68809-00-008
San Luis Coastal Unified	San Luis Obispo	59/68809-00-009
Santa Ana Unified	Orange	55/66670-00-001
Santa Ana Unified	Orange	55/66670-00-002
Santa Ana Unified	Orange	55/66670-00-003
Santa Ana Unified	Orange	59/66670-00-008
Santa Ana Unified	Orange	59/66670-00-009
Santa Barbara Unified	Santa Barbara	55/76786-00-003
Santa Maria Joint Union High	Santa Barbara	55/69310-00-003
Santa Maria Joint Union High	Santa Barbara	55/69310-00-004
Santa Maria Joint Union High	Santa Barbara	59/69310-00-001
Santa Maria Joint Union High	Santa Barbara	59/69310-00-002
Santa Maria Joint Union High	Santa Barbara	59/69310-00-003
Santa Maria Joint Union High	Santa Barbara	59/69310-00-004
Santa Paula Unified	Ventura	59/76828-00-001

May 22, 2019  
**Attachment A**

Career Technical Education Facilities Program

School District	County	Application Number
Santa Rosa High	Sonoma	55/70920-00-003
Santa Ynez Valley Union High	Santa Barbara	55/69328-00-001
Scott Valley Unified	Siskiyou	55/76455-00-001
Sequoia Union High	San Mateo	59/69062-00-001
Simi Valley Unified	Ventura	55/72603-00-002
Sonoma Valley Unified	Sonoma	59/70953-00-002
South Monterey County High	Monterey	59/66068-00-001
South Monterey County High	Monterey	59/66068-00-002
Tahoe-Truckee Unified	Placer	55/66944-00-002
Tahoe-Truckee Unified	Placer	55/66944-00-003
Tahoe-Truckee Unified	Placer	55/66944-00-004
Tahoe-Truckee Unified	Placer	55/66944-00-005
Tahoe-Truckee Unified	Placer	59/66944-00-001
Torrance Unified	Los Angeles	55/65060-00-004
Torrance Unified	Los Angeles	55/65060-00-005
Torrance Unified	Los Angeles	55/65060-00-006
Tustin Unified	Orange	55/73643-00-002
Val Verde Unified	Riverside	55/75242-02-002
Val Verde Unified	Riverside	59/75242-03-001
Vista Unified	San Diego	55/68452-00-001
Vista Unified	San Diego	55/68452-00-002
Vista Unified	San Diego	55/68452-00-003
Washington Unified	Yolo	59/72694-00-002
Washington Unified	Fresno	59/76778-00-001
Waterford Unified	Stanislaus	55/75572-00-001
West Contra Costa Unified	Contra Costa	55/61796-01-001
West Contra Costa Unified	Contra Costa	55/61796-01-002
West Contra Costa Unified	Contra Costa	55/61796-02-001
West Covina Unified	Los Angeles	55/65094-00-003
West Covina Unified	Los Angeles	55/65094-00-004
Wheatland Union High	Yuba	55/72769-00-001
William S. Hart Union High	Los Angeles	55/65136-00-002
Williams Unified	Colusa	59/61622-00-001
Wiseburn Unified	Los Angeles	55/76869-00-001
Wiseburn Unified	Los Angeles	55/76869-00-002
Wiseburn Unified	Los Angeles	55/76869-00-003
Wiseburn Unified	Los Angeles	55/76869-00-004
Wiseburn Unified	Los Angeles	59/76869-00-007
Wiseburn Unified	Los Angeles	59/76869-00-010
Wiseburn Unified	Los Angeles	59/76869-00-012

## OPSC PROGRAM CODES

### SCHOOL FACILITY PROGRAM (SFP)

- 50 – NEW CONSTRUCTION
- 51 – FACILITY HARDSHIP NEW CONSTRUCTION
- 52 – SFP JOINT-USE
- 53 – CRITICALLY OVERCROWDED SCHOOLS
- 54 – CHARTER SCHOOL FACILITIES PROGRAM
- 55 – CAREER TECH NEW CONSTRUCTION
- 56 – OVERCROWDING RELIEF GRANT PROGRAM
- 57 – MODERNIZATION
- 58 – FACILITY HARDSHIP MODERNIZATION
- 59 – CAREER TECH MODERNIZATION

### OTHER PROGRAMS

- 25 – STATE RELOCATABLE CLASSROOM PROGRAM
- 34 – AIR CONDITIONING AND/OR INSULATION PROGRAM
- 40 – DEFERRED MAINTENANCE PROGRAM
- 61 – EMERGENCY REPAIR PROGRAM
- 70 – FULL-DAY KINDERGARTEN FACILITIES GRANT PROGRAM NEW  
CONSTRUCTION
- 71 – FULL-DAY KINDERGARTEN FACILITIES GRANT PROGRAM RETROFIT

**MINUTES**  
**State Allocation Board**  
**April 24, 2019**

Upon notice duly given, the meeting of the State Allocation Board (SAB) was held at the State Treasurer's Office, located at 915 Capitol Mall, Room 587, in Sacramento, California on April 24, 2019 at 4:00 p.m.

Members of the SAB present were as follows:

- Keely Bosler, Director, Department of Finance
- Daniel Kim, Director, Department of General Services
- Juan Mireles, Director, School Facilities and Transportation Services Division, California Department of Education (CDE), designated representative for Tony Thurmond, Superintendent of Public Instruction
- Cesar Diaz, appointee of Edmund G. Brown, Jr., former Governor of the State of California
- Senator Scott Wilk
- Senator Connie Leyva
- Assembly Member Adrin Nazarian
- Assembly Member James Gallagher

Members of the SAB absent were as follows:

- Senator Richard Roth
- Assembly Member Patrick O'Donnell

Representative of the SAB was as follows:

Lisa Silverman, Executive Officer

Representatives of the Department of General Services, Office of Public School Construction (OPSC), were as follows:

Lisa Silverman, Executive Officer  
 Barbara Kampmeinert, Deputy Executive Officer

Representative of the Department of General Services, Office of Legal Services, was as follows:

Thomas Patton, Assistant Chief Counsel

With a quorum present, Ms. Bosler, Chair, called the meeting to order at 4:08 p.m.

**PRIOR MINUTES**

A motion was made to approve the March 27, 2019 SAB Minutes. The Chair called for a roll-call vote and the motion carried per the following votes:

MEMBER	AYE	NAY	ABSTAIN	ABSENT
Senator Wilk	X			
Senator Leyva	X			
Senator Roth				X
Assembly Member Nazarian	X			
Assembly Member O'Donnell				X
Assembly Member Gallagher	X			
Juan Mireles	X			
Cesar Diaz (Governor's Appointee)	X			
Daniel Kim	X			
Keely Bosler	X			
Total	8			2

**Motion:**

Carried  X

Failed

## **EXECUTIVE OFFICER'S STATEMENT**

The Executive Officer informed the SAB of the following:

### Priority Funding Apportionments

There was \$221.9 million in priority funding apportionments in the Consent portion of the Agenda. This represented 108 projects for 54 school districts.

### Full-Day Kindergarten Facilities Grant Program

The second filing round for the Full-Day Kindergarten Facilities Grant Program opened May 1, 2019 and will close May 30, 2019. There is \$60 million available for the second round to allocate to qualifying projects. School districts must submit a complete application package by Tuesday, May 30, 2019, close of business in order to participate in the second filing round.

### Upcoming Priority Funding Filing Round

The next priority funding filing round began May 8, 2019 and will close June 6, 2019. These request are valid from July 1, 2019 through December 31, 2019. School districts are reminded that the requirements for participation in the Priority Funding Process are in effect.

### Modernization Applications Received Beyond Bond Authority

Applications for modernization have been placed on the Applications Received Beyond Bond Authority List as of March 1, 2019. Any applications received on or after this date have been placed on this list.

As of March 31, 2019, OPSC received the following for the Applications Received Beyond Bond Authority List:

- New Construction = 65 applications; Total Requested = \$275,900,542
- Modernization = 32 applications; Total Requested = \$98,275,053

### Public Schools on Military Installations

OPSC has been working closely and effectively with the following school districts in order to address their school facility needs by producing the funds for specific school sites within the framework of the School Facility Program:

- Sierra Sands Unified School District/Sherman E. Burroughs High School, which serves the Naval Air Weapons Station China Lake. The District will receive \$988,025 for the facility hardship project.
- Fallbrook Union Elementary School District/Mary Fay Pendleton Elementary School located in Camp Pendleton North. The District will receive two apportionments totaling \$11,874,920 for facility hardship projects.
- Muroc Joint Unified School District/Bailey Elementary School located at Edwards Air Force Base. The District will receive \$3,504,671 for a facility hardship project. OPSC attended the groundbreaking ceremony for this school on May 13, 2019.

### Next SAB Meeting

The SAB and stakeholders were reminded that the next SAB meeting scheduled would be for Wednesday, May 22, 2019 at 4:00 p.m.

**CONSENT ITEMS**

A motion was made to approve the Consent calendar as presented. The Chair called for a roll-call vote and the motion carried per the following votes:

MEMBER	AYE	NAY	ABSTAIN	ABSENT
Senator Wilk	X			
Senator Leyva	X			
Senator Roth				X
Assembly Member Nazarian	X			
Assembly Member O'Donnell				X
Assembly Member Gallagher	X			
Juan Mireles	X			
Cesar Diaz (Governor's Appointee)	X			
Daniel Kim	X			
Keely Bosler	X			
Total	8			2

**Motion:**

Carried  X   
 Failed      

**FINANCIAL REPORTS**

***Status of Fund Releases***

The SAB accepted the Status of Fund Releases report as presented.

***Status of Funds***

The SAB accepted the Status of Funds report as presented.

**APPEAL ITEMS**

***Los Angeles Unified/Los Angeles 58/64733-00-004***

This item was withdrawn from the Agenda.

**REPORTS, DISCUSSION, AND INFORMATION ITEMS**

The SAB acknowledged the following reports:

***State Allocation Board Three-Month Projected Workload***

***State Allocation Board Meeting Dates for the 2019 Calendar Year***

***School Facility Program Unfunded List as of March 27, 2019***

***School Facility Program Workload List of Applications Received Through March 31, 2019***

***Full-Day Kindergarten Facilities Grant Program Workload List of Applications as of March 31, 2019***

***School Facility Program Applications Received Beyond Bond Authority List as of March 31, 2019***

***Facility Hardship/Rehabilitation Approvals Without Funding as of March 27, 2019***



**ADJOURNMENT**

There being no further business to come before the SAB, the Chair adjourned the meeting at 4:11 p.m.

A handwritten signature in black ink, appearing to read "Jack Silverman". The signature is written in a cursive, flowing style with a large initial "J" and "S".

**ATTACHMENT A**  
**Approved Consent Items on 4/24/2019**

Program	Application Number	District	County
SFP - Career Tech	59/66431-05-001	ANAHEIM UNION HIGH	ORANGE
SFP - Career Tech	59/61424-00-005	CHICO UNIFIED	BUTTE
SFP - Career Tech	55/61424-00-004	CHICO UNIFIED	BUTTE
SFP - Career Tech	55/64451-00-002	DOWNEY UNIFIED	LOS ANGELES
SFP - Career Tech	55/67314-00-005	ELK GROVE UNIFIED	SACRAMENTO
SFP - Career Tech	55/67314-00-004	ELK GROVE UNIFIED	SACRAMENTO
SFP - Career Tech	59/62166-00-001	FRESNO UNIFIED	FRESNO
SFP - Career Tech	59/64733-00-029	LOS ANGELES UNIFIED	LOS ANGELES
SFP - Career Tech	59/76869-00-002	WISEBURN UNIFIED	LOS ANGELES
SFP - Charter Schools	54/69427-00-006	EAST SIDE UNION HIGH	SANTA CLARA
SFP - Charter Schools	54/69427-00-005	EAST SIDE UNION HIGH	SANTA CLARA
SFP - Charter Schools	54/61192-02-004	HAYWARD UNIFIED	ALAMEDA
SFP - Charter Schools	54/61192-02-003	HAYWARD UNIFIED	ALAMEDA
SFP - Charter Schools	54/75283-00-007	NATOMAS UNIFIED	SACRAMENTO
SFP - Charter Schools	54/75283-00-006	NATOMAS UNIFIED	SACRAMENTO
SFP - Charter Schools	54/61259-13-002	OAKLAND UNIFIED	ALAMEDA
SFP - Charter Schools	54/61259-13-006	OAKLAND UNIFIED	ALAMEDA
SFP - Charter Schools	54/61259-13-005	OAKLAND UNIFIED	ALAMEDA
SFP - Charter Schools	54/61259-09-009	OAKLAND UNIFIED	ALAMEDA
SFP - Charter Schools	54/61259-09-008	OAKLAND UNIFIED	ALAMEDA
SFP - Charter Schools	54/61259-09-007	OAKLAND UNIFIED	ALAMEDA
SFP - Charter Schools	54/61259-09-006	OAKLAND UNIFIED	ALAMEDA
SFP - Charter Schools	54/61259-09-001	OAKLAND UNIFIED	ALAMEDA
SFP - Charter Schools	54/61259-00-011	OAKLAND UNIFIED	ALAMEDA
SFP - Charter Schools	54/61259-00-006	OAKLAND UNIFIED	ALAMEDA
SFP - Charter Schools	54/67447-00-007	SAN JUAN UNIFIED	SACRAMENTO
SFP - Charter Schools	54/68809-00-001	SAN LUIS COASTAL UNIFIED	SAN LUIS OBISPO
SFP - Critically Overcrowded Schools	59/62166-00-007	FRESNO UNIFIED	FRESNO
SFP - Critically Overcrowded Schools	59/64733-00-048	LOS ANGELES UNIFIED	LOS ANGELES
SFP - Modernization	57/66423-00-031	ANAHEIM ELEMENTARY	ORANGE
SFP - Modernization	57/68700-00-003	ATASCADERO UNIFIED	SAN LUIS OBISPO
SFP - Modernization	57/63321-00-016	BAKERSFIELD CITY ELEMENTARY	KERN
SFP - Modernization	57/63073-00-002	BRAWLEY ELEMENTARY	IMPERIAL
SFP - Modernization	57/62042-00-001	BURREL UNION ELEMENTARY	FRESNO
SFP - Modernization	57/62554-00-002	CAPAY JOINT UNION ELEMENTARY	GLENN
SFP - Modernization	57/73965-00-008	CENTRAL UNIFIED	FRESNO
SFP - Modernization	57/63883-00-001	CENTRAL UNION ELEMENTARY	KINGS
SFP - Modernization	57/62117-00-047	CLOVIS UNIFIED	FRESNO
SFP - Modernization	57/62117-00-041	CLOVIS UNIFIED	FRESNO
SFP - Modernization	57/62117-00-040	CLOVIS UNIFIED	FRESNO
SFP - Modernization	57/62117-00-039	CLOVIS UNIFIED	FRESNO
SFP - Modernization	58/61820-00-003	DEL NORTE COUNTY UNIFIED	DEL NORTE
SFP - Modernization	58/61820-00-001	DEL NORTE COUNTY UNIFIED	DEL NORTE
SFP - Modernization	57/75531-00-010	DINUBA UNIFIED	TULARE
SFP - Modernization	57/75531-00-011	DINUBA UNIFIED	TULARE
SFP - Modernization	57/67314-00-000	ELK GROVE UNIFIED	SACRAMENTO
SFP - Modernization	57/67314-00-019	ELK GROVE UNIFIED	SACRAMENTO
SFP - Modernization	57/62810-00-004	FORTUNA UNION HIGH	HUMBOLDT
SFP - Modernization	57/69468-00-016	FREMONT UNION HIGH	SANTA CLARA
SFP - Modernization	57/69468-00-000	FREMONT UNION HIGH	SANTA CLARA
SFP - Modernization	57/68130-00-021	GROSSMONT UNION HIGH	SAN DIEGO
SFP - Modernization	57/68544-00-000	JEFFERSON ELEMENTARY	SAN JOAQUIN
SFP - Modernization	57/68544-00-001	JEFFERSON ELEMENTARY	SAN JOAQUIN
SFP - Modernization	57/62265-00-024	KINGS CANYON JOINT UNIFIED	FRESNO
SFP - Modernization	57/65367-00-000	LARKSPUR-CORTE MADERA	MARIN
SFP - Modernization	57/64725-00-019	LONG BEACH UNIFIED	LOS ANGELES
SFP - Modernization	58/71571-00-002	LOS MOLINOS UNIFIED	TEHAMA
SFP - Modernization	57/75127-00-006	MENDOTA UNIFIED	FRESNO
SFP - Modernization	57/75127-00-005	MENDOTA UNIFIED	FRESNO
SFP - Modernization	58/66092-00-006	MONTEREY PENINSULA UNIFIED	MONTEREY
SFP - Modernization	57/63693-00-001	NORRIS	KERN
SFP - Modernization	57/67173-00-009	PALM SPRINGS UNIFIED	RIVERSIDE
SFP - Modernization	57/61531-00-003	PARADISE UNIFIED	BUTTE
SFP - Modernization	57/66647-00-036	PLACENTIA-YORBA LINDA UNIFIED	ORANGE
SFP - Modernization	57/75523-00-014	PORTERVILLE UNIFIED	TULARE
SFP - Modernization	57/75523-00-013	PORTERVILLE UNIFIED	TULARE
SFP - Modernization	57/62380-00-001	RAISIN CITY ELEMENTARY	FRESNO
SFP - Modernization	57/64931-00-009	ROSEMEAD ELEMENTARY	LOS ANGELES
SFP - Modernization	57/64931-00-006	ROSEMEAD ELEMENTARY	LOS ANGELES
SFP - Modernization	57/75002-00-007	ROSS VALLEY	MARIN
SFP - Modernization	57/68346-00-000	SAN DIEGUITO UNION HIGH	SAN DIEGO
SFP - Modernization	57/68478-00-057	SAN FRANCISCO UNIFIED	SAN FRANCISCO
SFP - Modernization	57/68478-00-056	SAN FRANCISCO UNIFIED	SAN FRANCISCO
SFP - Modernization	57/68478-00-055	SAN FRANCISCO UNIFIED	SAN FRANCISCO
SFP - Modernization	57/68478-00-054	SAN FRANCISCO UNIFIED	SAN FRANCISCO

**ATTACHMENT A**  
**Approved Consent Items on 4/24/2019**

Program	Application Number	District	County	
SFP - Modernization	57/68478-00-049	SAN FRANCISCO UNIFIED	SAN FRANCISCO	
SFP - Modernization	57/68478-00-048	SAN FRANCISCO UNIFIED	SAN FRANCISCO	
SFP - Modernization	57/68478-00-047	SAN FRANCISCO UNIFIED	SAN FRANCISCO	
SFP - Modernization	57/68478-00-046	SAN FRANCISCO UNIFIED	SAN FRANCISCO	
SFP - Modernization	57/68478-00-045	SAN FRANCISCO UNIFIED	SAN FRANCISCO	
SFP - Modernization	57/68478-00-044	SAN FRANCISCO UNIFIED	SAN FRANCISCO	
SFP - Modernization	57/68478-00-043	SAN FRANCISCO UNIFIED	SAN FRANCISCO	
SFP - Modernization	57/61804-00-000	SAN RAMON VALLEY UNIFIED	CONTRA COSTA	
SFP - Modernization	57/62414-00-014	SANGER UNIFIED	FRESNO	
SFP - Modernization	57/76786-00-006	SANTA BARBARA UNIFIED	SANTA BARBARA	
SFP - Modernization	58/63024-00-006	SCOTIA UNION ELEMENTARY	HUMBOLDT	
SFP - Modernization	58/73742-00-005	SIERRA SANDS UNIFIED	KERN	
SFP - Modernization	57/65052-00-009	TEMPLE CITY UNIFIED	LOS ANGELES	
SFP - Modernization	57/68841-00-003	TEMPLETON UNIFIED	SAN LUIS OBISPO	
SFP - Modernization	57/72207-00-002	THREE RIVERS UNION ELEMENTARY	TULARE	WITHDRAWN
SFP - Modernization	58/70573-00-001	VACAVILLE UNIFIED	SOLANO	
SFP - Modernization	57/64796-00-048	WEST CONTRA COSTA UNIFIED	CONTRA COSTA	WITHDRAWN
SFP - Modernization	57/71019-00-002	WILMAR UNION ELEMENTARY	SONOMA	
SFP - Modernization	57/76794-00-002	WOODLAKE UNIFIED	TULARE	WITHDRAWN
SFP - Modernization	57/76794-00-001	WOODLAKE UNIFIED	TULARE	
SFP - Modernization	57/10587-00-006	YUBA COUNTY OFFICE OF EDUCATION	YUBA	
SFP - Modernization	57/10587-00-005	YUBA COUNTY OFFICE OF EDUCATION	YUBA	
SFP - Modernization	57/10587-00-004	YUBA COUNTY OFFICE OF EDUCATION	YUBA	
SFP - Modernization	57/10587-00-003	YUBA COUNTY OFFICE OF EDUCATION	YUBA	
SFP - Modernization	57/10587-00-002	YUBA COUNTY OFFICE OF EDUCATION	YUBA	
SFP - Modernization	57/10587-00-001	YUBA COUNTY OFFICE OF EDUCATION	YUBA	
SFP - New Construction	50/10033-00-002	AMADOR COUNTY OFFICE OF EDUCATION	AMADOR	
SFP - New Construction	50/63321-00-029	BAKERSFIELD CITY ELEMENTARY	KERN	
SFP - New Construction	50/63321-00-028	BAKERSFIELD CITY ELEMENTARY	KERN	
SFP - New Construction	50/68486-00-000	BANTA ELEMENTARY	SAN JOAQUIN	
SFP - New Construction	50/63339-00-000	BEARDSLEY ELEMENTARY	KERN	
SFP - New Construction	51/64311-00-006	BEVERLY HILLS UNIFIED	LOS ANGELES	
SFP - New Construction	50/67652-00-000	CHAFFEY JOINT UNION HIGH	SAN BERNARDINO	
SFP - New Construction	50/67652-00-019	CHAFFEY JOINT UNION HIGH	SAN BERNARDINO	
SFP - New Construction	50/67652-00-018	CHAFFEY JOINT UNION HIGH	SAN BERNARDINO	
SFP - New Construction	50/67652-00-017	CHAFFEY JOINT UNION HIGH	SAN BERNARDINO	
SFP - New Construction	50/67652-00-016	CHAFFEY JOINT UNION HIGH	SAN BERNARDINO	
SFP - New Construction	50/62117-00-019	CLOVIS UNIFIED	FRESNO	
SFP - New Construction	50/71506-00-000	CORNING UNION HIGH	TEHAMA	
SFP - New Construction	50/67314-00-000	ELK GROVE UNIFIED	SACRAMENTO	
SFP - New Construction	50/67314-00-044	ELK GROVE UNIFIED	SACRAMENTO	
SFP - New Construction	51/68114-00-004	FALLBROOK UNION ELEMENTARY	SAN DIEGO	
SFP - New Construction	51/68114-00-003	FALLBROOK UNION ELEMENTARY	SAN DIEGO	
SFP - New Construction	50/73809-00-004	FIREBAUGH-LAS DELTAS UNIFIED	FRESNO	
SFP - New Construction	50/69468-04-000	FREMONT UNION HIGH	SANTA CLARA	
SFP - New Construction	50/69468-04-001	FREMONT UNION HIGH	SANTA CLARA	
SFP - New Construction	50/69468-01-000	FREMONT UNION HIGH	SANTA CLARA	
SFP - New Construction	50/62166-00-029	FRESNO UNIFIED	FRESNO	
SFP - New Construction	51/66522-00-004	GARDEN GROVE UNIFIED	ORANGE	
SFP - New Construction	51/66522-00-003	GARDEN GROVE UNIFIED	ORANGE	
SFP - New Construction	50/75507-00-000	GRIDLEY UNIFIED	BUTTE	
SFP - New Construction	50/68130-13-006	GROSSMONT UNION HIGH	SAN DIEGO	
SFP - New Construction	50/10132-02-000	IMPERIAL COUNTY OFFICE OF EDUCATION	IMPERIAL	
SFP - New Construction	50/73650-00-000	IRVINE UNIFIED	ORANGE	
SFP - New Construction	50/73650-00-023	IRVINE UNIFIED	ORANGE	
SFP - New Construction	50/73650-00-022	IRVINE UNIFIED	ORANGE	
SFP - New Construction	50/73650-00-020	IRVINE UNIFIED	ORANGE	
SFP - New Construction	50/62893-00-000	JACOBY CREEK ELEMENTARY	HUMBOLDT	
SFP - New Construction	50/61697-00-002	JOHN SWETT UNIFIED	CONTRA COSTA	
SFP - New Construction	50/62265-00-010	KINGS CANYON JOINT UNIFIED	FRESNO	
SFP - New Construction	50/62265-00-009	KINGS CANYON JOINT UNIFIED	FRESNO	
SFP - New Construction	50/62265-00-008	KINGS CANYON JOINT UNIFIED	FRESNO	
SFP - New Construction	50/62240-00-000	KINGSBURG JOINT UNION ELEMENTARY	FRESNO	
SFP - New Construction	51/62901-00-016	KLAMATH-TRINITY JOINT UNIFIED	HUMBOLDT	
SFP - New Construction	51/62901-00-015	KLAMATH-TRINITY JOINT UNIFIED	HUMBOLDT	
SFP - New Construction	50/75176-00-020	LAKE ELSINORE UNIFIED	RIVERSIDE	
SFP - New Construction	50/71985-00-002	LIBERTY ELEMENTARY	TULARE	
SFP - New Construction	50/71399-00-000	LIVE OAK UNIFIED	SUTTER	
SFP - New Construction	51/64733-00-002	LOS ANGELES UNIFIED	LOS ANGELES	
SFP - New Construction	50/64733-00-044	LOS ANGELES UNIFIED	LOS ANGELES	
SFP - New Construction	50/65755-00-000	LOS BANOS UNIFIED	MERCED	
SFP - New Construction	50/65755-00-009	LOS BANOS UNIFIED	MERCED	
SFP - New Construction	50/65755-00-008	LOS BANOS UNIFIED	MERCED	
SFP - New Construction	50/61499-00-002	MANZANITA ELEMENTARY	BUTTE	
SFP - New Construction	50/10215-00-001	MARIN COUNTY OFFICE OF EDUCATION	MARIN	

**ATTACHMENT A**  
**Approved Consent Items on 4/24/2019**

Program	Application Number	District	County
SFP - New Construction	50/70805-00-000	MARK WEST UNION	SONOMA
SFP - New Construction	50/73908-00-010	MCFARLAND UNIFIED	KERN
SFP - New Construction	50/73908-00-000	MCFARLAND UNIFIED	KERN
SFP - New Construction	50/70052-00-000	MILLVILLE ELEMENTARY	SHASTA
SFP - New Construction	50/72009-00-000	MONSON-SULTANA JOINT UNION ELEMENTARY	TULARE
SFP - New Construction	51/67801-00-001	NEEDLES UNIFIED	SAN BERNARDINO
SFP - New Construction	50/68296-00-021	POWAY UNIFIED	SAN DIEGO
SFP - New Construction	50/71233-00-000	ROBERTS FERRY UNION ELEMENTARY	STANISLAUS
SFP - New Construction	50/75002-00-002	ROSS VALLEY	MARIN
SFP - New Construction	50/10363-03-081	SAN BERNARDINO COUNTY OFFICE OF EDUCATION	SAN BERNARDINO
SFP - New Construction	50/10363-03-059	SAN BERNARDINO COUNTY OFFICE OF EDUCATION	SAN BERNARDINO
SFP - New Construction	50/10363-03-055	SAN BERNARDINO COUNTY OFFICE OF EDUCATION	SAN BERNARDINO
SFP - New Construction	50/10363-03-054	SAN BERNARDINO COUNTY OFFICE OF EDUCATION	SAN BERNARDINO
SFP - New Construction	50/68346-00-000	SAN DIEGUITO UNION HIGH	SAN DIEGO
SFP - New Construction	50/68346-00-004	SAN DIEGUITO UNION HIGH	SAN DIEGO
SFP - New Construction	50/68825-00-000	SAN MIGUEL JOINT UNION ELEMENTARY	SAN LUIS OBISPO
SFP - New Construction	50/61804-02-009	SAN RAMON VALLEY UNIFIED	CONTRA COSTA
SFP - New Construction	50/61804-02-008	SAN RAMON VALLEY UNIFIED	CONTRA COSTA
SFP - New Construction	50/69120-00-019	SANTA MARIA-BONITA	SANTA BARBARA
SFP - New Construction	50/69120-00-018	SANTA MARIA-BONITA	SANTA BARBARA
SFP - New Construction	50/69062-01-008	SEQUOIA UNION HIGH	SAN MATEO
SFP - New Construction	50/69062-01-004	SEQUOIA UNION HIGH	SAN MATEO
SFP - New Construction	50/71274-00-000	SHILOH ELEMENTARY	STANISLAUS
SFP - New Construction	50/65045-00-000	SULPHUR SPRINGS UNION ELEMENTARY	LOS ANGELES
SFP - New Construction	50/65045-00-010	SULPHUR SPRINGS UNION ELEMENTARY	LOS ANGELES
SFP - New Construction	50/72173-00-000	SUNDALE UNION ELEMENTARY	TULARE
SFP - New Construction	50/65052-00-002	TEMPLE CITY UNIFIED	LOS ANGELES
SFP - New Construction	50/65052-00-000	TEMPLE CITY UNIFIED	LOS ANGELES
SFP - New Construction	50/71001-00-000	WEST SIDE UNION ELEMENTARY	SONOMA
SFP - New Construction	50/61622-00-000	WILLIAMS UNIFIED	COLUSA
SFP - New Construction	50/10587-00-002	YUBA COUNTY OFFICE OF EDUCATION	YUBA
SFP - New Construction	50/10587-00-001	YUBA COUNTY OFFICE OF EDUCATION	YUBA
SFP - New Construction	50/10587-00-008	YUBA COUNTY OFFICE OF EDUCATION	YUBA
SFP - New Construction	50/10587-00-007	YUBA COUNTY OFFICE OF EDUCATION	YUBA
SFP - New Construction	50/10587-00-006	YUBA COUNTY OFFICE OF EDUCATION	YUBA
SFP - New Construction	50/10587-00-005	YUBA COUNTY OFFICE OF EDUCATION	YUBA
SFP - New Construction	50/10587-00-004	YUBA COUNTY OFFICE OF EDUCATION	YUBA
SFP - New Construction	50/10587-00-003	YUBA COUNTY OFFICE OF EDUCATION	YUBA
SFP - ORG	56/64733-00-015	LOS ANGELES UNIFIED	LOS ANGELES
Unused Sites	92/69393-00-000	CAMPBELL UNION ELEMENTARY	SANTA CLARA
Unused Sites	92/66480-00-000	CYPRESS ELEMENTARY	ORANGE
Unused Sites	92/69591-00-000	MOUNTAIN VIEW WHISMAN ELEMENTARY	SANTA CLARA

EXECUTIVE OFFICER STATEMENT  
State Allocation Board Meeting, May 22, 2019

**FULL-DAY KINDERGARTEN FACILITIES GRANT PROGRAM**

The Action Item section of this agenda includes \$37.5 million in Apportionments for 12 projects for the first funding cycle of the Full-Day Kindergarten Facilities Grant Program (FDKFGP). The Office of Public School (OPSC) received 261 applications from 72 school districts requesting approximately \$324 million in the first funding cycle.

The second filing round for the FDKFGP opened on May 1, 2019 and will close on May 30, 2019. For the second round, there will be \$60 million available to allocate to qualifying projects. School districts must submit a complete application package that includes an *Application for Funding* (Form SAB 70-01) containing original signatures to OPSC by the close of business on **Tuesday, May 30, 2019**. As of Friday, May 3, 2019, OPSC has already received 135 applications requesting \$164 million.

**MILITARY BASE PROJECTS FUNDED**

Part of the consent agenda are the final four projects that are seeking Board approval for the Muroc Joint Unified School District. This represents two facility hardship projects for gym and canopy replacement and two career technical education facilities projects approvals for Desert Jr./Sr. High School on Edwards Air Force Base. In 2017, the District was the third California school district to be awarded a design grant from the U.S. Department of Defense through its Office of Economic Adjustment (OEA) for the Construction, Renovation, Repair or Expansion of Public Schools Located on Military Installations Program. The District is the sixth in California to receive full construction funding from OEA, and has been awarded a total of \$82.5 million from OEA to upgrade facilities and modernize its schools. The state funding provided will be used to meet the required local matching contribution for the project. In total, the state will have provided \$18.5 million to the school district.

**CAREER TECHNICAL EDUCATION FACILITY PROGRAM**

The Action Item section of this agenda also includes unfunded approvals for the fifth funding cycle of the Career Technical Education Facilities Program (CTEFP). In August 2017, the State Allocation Board (SAB) approved a maximum of \$125 million for the fifth funding cycle. This item requests the Board to approve projects using these funds for placement on the Unfunded List (Lack of AB 55 Loans).

Applicants with CTEFP projects that received an unfunded approval at this SAB meeting will be able to participate in the current Priority Funding Filing Round which opened on May 8, 2019 and will close on June 6, 2019.

### **CURRENT PRIORITY FUNDING FILING ROUND**

The current priority funding filing period began on May 8, 2019 and will close on June 6, 2019. Priority funding requests with an original signature of an Authorized District Representative must be physically received by OPSC before the close of business on June 6, 2019. These requests will be valid from July 1, 2019 through December 31, 2019.

#### *Requirements for Participation in Priority Funding*

OPSC reminds school districts that the requirements for Participation in the Priority Funding Process are in effect (School Facility Program Regulation Section 1859.90.3). There are two ways for a school district to not participate in the priority funding process as follows:

- Not submit a valid priority funding request in the 30-day filing period, or
- Submit a valid priority funding request but fail to submit a valid Form SAB 50-05 to request the release of funds after the Board approves an apportionment.

The second time that either of these occurs, the funding for the project will be rescinded without further action by the Board. For additional information, please refer to the [Procedures for School Facility Program Funding](#).

### **BOND ACCOUNTABILITY AUDIT**

On May 1, 2019 the Office of State Audits and Evaluations (OSAE) completed its audit of the status of corrective actions taken by the OPSC. The audit was a follow-up to a previously issued OSAE audit on August 5, 2016 and if OPSC's actions were implemented as reported in its corrective action plans submitted between October 5, 2016 and April 17, 2018. OSAE has determined there will be no additional corrective action plans needed as a result of this audit. The audit can be found through the search function on the Department of Finance website at: <https://esd.dof.ca.gov/reports/report.html>.

### **NEXT STATE ALLOCATION BOARD MEETING**

The next meeting is scheduled for June 26, 2019 at 4:00 pm.

State of California  
State Allocation Board  
School Facility Program

This Resolution of the State Allocation Board (hereafter referred to as the "Board") is applicable to the appropriate sections of the Education Code and is described and filed in the office of the Executive Officer and will be made available to all interested parties as the Resolution pertains to the documents attached hereto. Said documents were acted upon by the Board at its meeting on May 22, 2019.

WHEREAS, the Board has previously approved or determined to be approvable a number of projects for construction or modernization eligibility of facilities for school districts and is making apportionments and/or unfunded approvals for the grant amounts for projects that meet the Board's criteria for the apportionment of grants pursuant to Education Code Sections 17072.10, 17078.52, 17078.70, 17079 or 17074.10 or Board Regulations 1859.81.1 or 1859.83;

WHEREAS, Treasury Regulations Section 1.150-2 require the State (on whose behalf the Board is acting) to declare its reasonable intent to provide grant funding to school districts, in accordance with Board policy and law, for costs of the projects with proceeds of State bonds;

NOW THEREFORE, BE IT RESOLVED:

1. This Resolution is adopted by the Board for the purposes of establishing compliance with Treasury Regulations Section 1.150-2, and this Resolution does not bind the Board to make any additional apportionment, or bind the State to incur any indebtedness.
2. The Board anticipates that some or all of the school districts listed on the list of "Projects" referred to in this Resolution will pay certain capital expenditures in connection with some or all of the project costs prior to the issuance of bonds by the State to pay for the grants for the projects. The reimbursement of such costs is consistent with the State's budgetary and financial circumstances, and in accordance with Board policy, as no other funds or accounts of the State have been budgeted or are available to pay the costs of the projects on either a short-term or a long-term basis.
3. The Board, acting on behalf of the State, hereby declares that it is the State's official intent to use proceeds of general obligation bonds that may become available for such purpose, consistent with the requirements of law that are in effect at the time the funds are available, to provide grants in accordance with applicable laws and regulations.
4. This Resolution shall be continuously available for inspection by the general public during normal business hours at the offices of the Board at 707 3<sup>rd</sup> Street, West Sacramento, California, commencing within one week after the date of enactment of this Resolution.
5. Any eligibility determination does not constitute a commitment of future funding by the Board.

I, the undersigned, duly authorized as the Executive Officer of the State Allocation Board, do hereby certify the foregoing to be true and correct, and that this Resolution was adopted at a meeting of said Board on May 22, 2019 at Sacramento, California.



Lisa Silverman  
Executive Officer  
State Allocation Board

REPORT OF THE EXECUTIVE OFFICER  
State Allocation Board Meeting, May 22, 2019

SCHOOL FACILITY PROGRAM

PURPOSE OF REPORT

To present the Districts' requests for School Facility Program (SFP) eligibility approval.

DESCRIPTION

The school districts shown in the following sections have complied with State Allocation Board (Board) regulations regarding new construction or modernization eligibility determinations for the projects listed.

RECOMMENDATIONS

1. Approve the eligibility determinations for the districts/projects shown on the Attachment.
2. Provide that this approval of eligibility determination for the districts/projects listed does not constitute a commitment for future funding by the Board.
3. For purposes of any application for funding, provide that the district must comply with all requirements of law and regulations pertaining to the SFP.



ELIGIBILITY APPROVALS  
NEW CONSTRUCTION

<u>District</u>	<u>County</u>	<u>Application No.</u>	<u>Justification</u>	<u>Document Date</u>	<u>K-6</u>	<u>District Baseline Eligibility</u>			
						<u>7-8</u>	<u>9-12</u>	<u>Non Severe</u>	<u>Severe</u>
Fresno Unified—Bullard/Edison/Fresno Super HSAA	Fresno	62166-08-000	50/	04/30/2019	4,660	1,223	3,856	-1,119	63

ELIGIBILITY APPROVALS  
MODERNIZATION

<u>District</u>	<u>School Name</u>	<u>County</u>	<u>Application Number</u> <u>57/</u>	<u>Justification Document</u> <u>Date</u>	<u>K-6</u>	<u>7-8</u>	<u>Site Baseline Eligibility</u>			<u>Severe</u>
							<u>9-12</u>	<u>Non Severe</u>		
Lindsay Unified	Lincoln Elementary	Tulare	71993-00-000	04/04/2019	250	86	0	0	0	
Reef-Sunset Unified	Sunrise High	Kings	73932-00-000	01/29/2016	0	0	29	0	0	
Ripon Unified	Weston Elementary	San Joaquin	68650-00-000	03/19/2019	311	120	0	0	0	

REPORT OF THE EXECUTIVE OFFICER  
State Allocation Board Meeting, May 22, 2019

SCHOOL FACILITY PROGRAM

PURPOSE OF REPORT

To adjust the baseline eligibility for new construction and modernization projects under the Leroy F. Greene School Facilities Act of 1998.

DESCRIPTION

The districts listed on Attachment A have received eligibility approval for new construction. There has been a change in their baseline in accordance with the California Code of Regulations relating to the Leroy F. Greene School Facilities Act of 1998, Section 1859.51.

The districts listed on Attachment B have received eligibility approval for modernization. There has been a change in their baseline in accordance with the California Code of Regulations relating to the Leroy F. Greene School Facilities Act of 1998, Section 1859.61.

RECOMMENDATIONS

1. Approve an adjustment to the new construction eligibility baseline determination as shown on Attachment A.
2. Approve an adjustment to the modernization eligibility baseline determination as shown on Attachment B.
3. Provide that this approval of adjusted eligibility determination does not constitute a commitment for future funding by the State Allocation Board.

**KEY TO ADJUSTMENTS:****NEW CONSTRUCTION ONLY:**

- (a) Reduced by the number of pupils provided grants in a new construction School Facility Program (SFP) project and by the number of pupils that received a Preliminary Apportionment pursuant to Section 1859.140 or a Preliminary Charter School Apportionment pursuant to Regulation Section 1859.162.2.
- (b) Reduced by the number of pupils housed, based on the loading standards pursuant to Ed. Code Section 17071.25(a)(2)(A), in a new construction LPP project funded under the provisions of the LPP pursuant to Regulation Section 1859.12 or 1859.13.
- (c) Reduced by the number of pupils housed in additional classrooms constructed or purchased based on the loading standards, pursuant to Ed. Code Section 17071.25(a)(2)(A), in a modernization SFP project.
- (d) Adjusted as a result of audit findings made pursuant to Regulation Sections 1859.90 and 1859.105.
- (e) Increased/decreased by changes in projected enrollment in subsequent enrollment reporting years, except as provided in (j) below.
- (f) Adjusted as a result of errors or omissions by the district or by the Office of Public School Construction (OPSC).
- (g) Adjusted as result of amendments to the SFP Regulations that affect the eligibility.
- (h) Increased by the number of pupils eligible for grants pursuant to Regulation Section 1859.82(a).
- (i) Reduced by the number of pupils housed in classrooms provided after the baseline eligibility was determined by the State Allocation Board, with 12 exceptions at Regulation Section 1859.51(i).
- (j) For Small School Districts, following a 3-year period after the district's eligibility was approved by the Board, decreased by any reduction in projected enrollment, and by any increase in pupils in the latest CDE operational grant report per Ed. Code Sec. 42268.
- (k) Adjusted for any changes in classroom inventory as a result of a reorganization election.
- (l) For classroom loading standards adopted by the Board for non-severely and severely disabled individuals with exceptional needs.
- (m) As directed by the SAB due to finding a Material Inaccuracy pursuant to Section 1859.104.1.
- (n) Increased by the number of pupils that received a Preliminary Apportionment that was rescinded pursuant to Section 1859.148 or a Preliminary Charter School Apportionment that was rescinded pursuant to Section 1859.166.
- (o) Adjusted for operational grant changes as determined/provided by the California Department of Education.
- (p) For High School Attendance Area (HSAA) districts with Preliminary Apportionments within the 2002 or 2004 Critically Overcrowded School Facilities Account, adjusted in accordance with Regulation Section 1859.51(p)(1), (2), or (3).
- (q) Adjusted by the difference between the Alternative Enrollment Projection for the current enrollment reporting year and the projected enrollment determined pursuant to Section 1859.42 for the current enrollment reporting year, or by the eligibility remaining from this calculation that can no longer be utilized if the funds made available pursuant to EC Section 17071.75(a)(1)(A) have been exhausted.
- (r) Adjusted per Ed. Code Sec. 17071.75(b)(2) by the number of pupils housed, based on the loading standards per Ed. Code Sec. 17071.25(a)(2)(A), in any classroom(s) where title was relinquished to the School District receiving the transferred classrooms.

**MODERNIZATION ONLY:**

- (a) Reduced by the number of pupils provided grants in a modernization SFP project or CSFP Rehabilitation project at the specific site.
- (b) Reduced by the number of pupils housed, based on the loading standard pursuant to EC Section 17071.25(a)(2), in a modernization LPP project funded under the LPP pursuant to Regulation Section 1859.14 and 1859.15.
- (c) Increased by changes in projected enrollment in subsequent enrollment reporting years.
- (d) (1) Increased for additional facilities not previously modernized with State funds, that become 25 years old, if permanent, or 20 years old, if portable or, (2) as a result of audit findings made pursuant to Regulation Sections 1859.90 and 1859.105.
- (e) Adjusted as a result of errors or omissions by the district or by the OPSC.
- (f) Adjusted as result of amendments to the Subgroup 5.5 Regulations that affect the eligibility.
- (g) For classroom loading standards adopted by the Board for non-severely and severely disabled individuals with exceptional needs.
- (h) As directed by the SAB due to finding a Material Inaccuracy pursuant to Regulation Section 1859.104.1.
- (i) Increased for facilities previously modernized with State funds, which qualify for an additional modernization apportionment pursuant to Regulation Section 1859.78.8.
- (j) Adjusted as a result of the Reconfiguration of an existing high school under the Small High School Program.
- (k) Decreased for facilities that were deemed eligible for modernization pursuant to Regulation Sections 1859.60 and 1859.61(d) and subsequently replaced, or will be replaced under a signed contract for construction or acquisition of facilities, in a project funded by the district without participation from the State.
- (l) Adjusted as a result of replaced eligible portables funded with the Overcrowding Relief Grant, per Ed. Code Section 17079 et seq.
- (m) Adjusted as a result of classrooms demolished and replaced pursuant to Regulation Section 1859.82.

State Allocation Board Meeting, May 22, 2019

**ATTACHMENT A**

District	Attendance Area	County	App. Number 50	Type of Adj.	K-6	7-8	9-12	Non- Severe	Severe
Alisal Union	Districtwide	Monterey	65961-00-000						
Current Baseline Eligibility					2271	0	0	84	0
Adjustment Per This Item				e	-1865	0	0	48	0
<b>Net Baseline Eligibility</b>					406	0	0	132	0
Brawley Elementary	Districtwide	Imperial	63073-00-000						
Current Baseline Eligibility					115	-8	0	-10	0
Adjustment Per This Item				e	1240	196	0	152	0
<b>Net Baseline Eligibility</b>					1355	188	0	142	0
Clay Joint Elementary	Districtwide	Fresno	62109-00-000						
Current Baseline Eligibility					0	0	0	0	0
Adjustment Per This Item				e	64	15	0	0	0
<b>Net Baseline Eligibility</b>					64	15	0	0	0
Clovis Unified	Districtwide	Fresno	62117-00-000						
Current Baseline Eligibility					7139	1622	2665	-50	930
Adjustment Per This Item				e	-170	-46	-230	0	51
<b>Net Baseline Eligibility</b>					6969	1576	2435	-50	981
Downey Unified	Districtwide	Los Angeles	64451-00-000						
Current Baseline Eligibility					-93	652	1056	723	-785
Adjustment Per This Item				e	1613	181	-559	348	169
<b>Net Baseline Eligibility</b>					1520	833	497	1071	-616
Fremont Unified	Districtwide	Alameda	61176-00-000						
Current Baseline Eligibility					8796	1929	1883	386	797
Adjustment Per This Item				e	-5572	-1099	-876	-117	-79
<b>Net Baseline Eligibility</b>					3224	830	1007	269	718
Fresno Unified	Districtwide	Fresno	62166-00-000						
Current Baseline Eligibility					4706	-1062	4147	-1,119	1,003
Adjustment Per This Item				k	-4706	1062	-4147	1119	-1003
<b>Net Baseline Eligibility</b>					0	0	0	0	0
Fresno Unified	Bullard, Edison, Fresno Super HSAA	Fresno	62166-08-000						
Current Baseline Eligibility					4660	1223	3856	-1,119	63
Adjustment Per This Item				k	-2487	-200	-1655	0	-9
<b>Net Baseline Eligibility</b>					2173	1023	2201	-1119	54

State Allocation Board Meeting, May 22, 2019

**ATTACHMENT A**

District	Attendance Area	County	App. Number 50	Type of Adj.	K-6	7-8	9-12	Non- Severe	Severe
Grossmont Union High	Granite, Steele, Monte, Valhalla HSAA	San Diego	68130-12-000						
Current Baseline Eligibility					0	0	1314	-38	161
Adjustment Per This Item				e	0	0	-1053	-16	-26
<b>Net Baseline Eligibility</b>					0	0	261	-54	135
Larkspur-Corte Madera	Districtwide	Marin	65367-00-000						
Current Baseline Eligibility					131	-315	0	106	10
Adjustment Per This Item				e	58	-28	0	-133	-20
<b>Net Baseline Eligibility</b>					189	-343	0	-27	-10
Los Banos Unified	Districtwide	Merced	65755-00-000						
Current Baseline Eligibility					263	0	859	83	0
Adjustment Per This Item				f	242	80	281	12	0
<b>Net Baseline Eligibility</b>					505	80	1,140	95	0
Madera County Office of Education	Districtwide	Madera	10207-00-000						
Current Baseline Eligibility					0	0	0	-16	24
Adjustment Per This Item				e	2	10	250	-10	62
<b>Net Baseline Eligibility</b>					2	10	250	-26	86
McFarland Unified	Districtwide	Kern	73908-00-000						
Current Baseline Eligibility					0	35	-1	-8	0
Adjustment Per This Item				i	-75	0	0	-13	0
<b>Net Baseline Eligibility</b>					-75	35	-1	-21	0
Newport-Mesa Unified	Districtwide	Orange	66597-00-000						
Current Baseline Eligibility					-5869	453	0	131	226
Adjustment Per This Item				e	-3295	-170	-135	876	-109
<b>Net Baseline Eligibility</b>					-9164	283	-135	1007	117
Oxnard Union High	Districtwide	Ventura	72546-00-000						
Current Baseline Eligibility					0	0	6488	87	133
Adjustment Per This Item				e	0	0	-3435	67	-50
<b>Net Baseline Eligibility</b>					0	0	3053	154	83
Palm Springs Unified	Districtwide	Riverside	67173-00-000						
Current Baseline Eligibility					3374	1439	871	-13	-15
Adjustment Per This Item				e	-2583	-889	-1483	8	83
<b>Net Baseline Eligibility</b>					791	550	-612	-5	68

State Allocation Board Meeting, May 22, 2019

**ATTACHMENT A**

District	Attendance Area	County	App. Number 50	Type of Adj.	K-6	7-8	9-12	Non- Severe	Severe
Riverdale Joint Unified	Districtwide	Fresno	75408-00-000						
Current Baseline Eligibility					176	-105	-116	21	0
Adjustment Per This Item				e	57	17	-14	-6	0
<b>Net Baseline Eligibility</b>					<u>233</u>	<u>-88</u>	<u>-130</u>	<u>15</u>	<u>0</u>
San Marcos Unified	Districtwide	San Diego	73791-00-000						
Current Baseline Eligibility					7060	869	296	328	36
Adjustment Per This Item				e	-3657	-442	-24	-626	223
<b>Net Baseline Eligibility</b>					<u>3403</u>	<u>427</u>	<u>272</u>	<u>-298</u>	<u>259</u>
Santa Maria Joint Union High	Districtwide	Santa Barbara	69310-00-000						
Current Baseline Eligibility					0	-1	3019	67	161
Adjustment Per This Item				e	0	0	-548	28	-84
<b>Net Baseline Eligibility</b>					<u>0</u>	<u>-1</u>	<u>2471</u>	<u>95</u>	<u>77</u>
Sanger Unified	Districtwide	Fresno	62414-00-000						
Current Baseline Eligibility					2988	1017	-374	-53	79
Adjustment Per This Item				e	505	131	333	96	-77
<b>Net Baseline Eligibility</b>					<u>3493</u>	<u>1148</u>	<u>-41</u>	<u>43</u>	<u>2</u>
Sequoia Union High	Carlmont, Menlo, Sequoia, Redwood HSAA	San Mateo	69062-01-000						
Current Baseline Eligibility					0	0	1830	-24	125
Adjustment Per This Item				e	0	0	-970	-1	-7
<b>Net Baseline Eligibility</b>					<u>0</u>	<u>0</u>	<u>860</u>	<u>-25</u>	<u>118</u>
Victor Elementary	Districtwide	San Bernardino	67918-00-000						
Current Baseline Eligibility					8288	0	0	34	28
Adjustment Per This Item				e	-2342	0	0	370	-28
<b>Net Baseline Eligibility</b>					<u>5946</u>	<u>0</u>	<u>0</u>	<u>404</u>	<u>0</u>

State Allocation Board Meeting, May 22, 2019

**ATTACHMENT B**

District	School Name	County	App. Number 57	Type of Adj.	K-6	7-8	9-12	Non- Severe	Severe
Antioch Unified	Antioch High	Contra Costa	61648-00-000						
	Current Baseline Eligibility				0	0	0	0	0
	Adjustment Per This Item			g	0	0	-64	49	19
	Adjustment Per This Item			f	0	0	64	-49	-19
	Adjustment Per This Item			d1	0	0	114	4	2
	<b>Net Baseline Eligibility</b>				<u>0</u>	<u>0</u>	<u>114</u>	<u>4</u>	<u>2</u>
Happy Valley Elementary	Happy Valley Elementary	Santa Cruz	69757-00-000						
	Current Baseline Eligibility				125	0	0	0	0
	Adjustment Per This Item			c	7	0	0	0	0
	<b>Net Baseline Eligibility</b>				<u>132</u>	<u>0</u>	<u>0</u>	<u>0</u>	<u>0</u>
Lindsay Unified	Jefferson Elementary	Tulare	71993-00-000						
	Current Baseline Eligibility				32	0	0	0	0
	Adjustment Per This Item			d1	375	0	0	0	0
	<b>Net Baseline Eligibility</b>				<u>407</u>	<u>0</u>	<u>0</u>	<u>0</u>	<u>0</u>
Lindsay Unified	Washington Elementary	Tulare	71993-00-000						
	Current Baseline Eligibility				19	0	0	0	0
	Adjustment Per This Item			d1	350	0	0	0	0
	<b>Net Baseline Eligibility</b>				<u>369</u>	<u>0</u>	<u>0</u>	<u>0</u>	<u>0</u>
Oak Valley Union Elementary	Oak Valley Elementary	Tulare	72017-00-000						
	Current Baseline Eligibility				0	0	0	0	0
	Adjustment Per This Item			c	0	-12	0	0	0
	Adjustment Per This Item			d1	225	0	0	0	0
	<b>Net Baseline Eligibility</b>				<u>225</u>	<u>-12</u>	<u>0</u>	<u>0</u>	<u>0</u>
San Juan Unified	Bella Vista High	Sacramento	67447-00-000						
	Current Baseline Eligibility				0	0	0	0	0
	Adjustment Per This Item			g	0	0	-47	13	16
	Adjustment Per This Item			f	0	0	47	-13	-16
	Adjustment Per This Item			c	0	0	263	-2	12
	Adjustment Per This Item			c	0	0	-15	6	6
	<b>Net Baseline Eligibility</b>				<u>0</u>	<u>0</u>	<u>248</u>	<u>4</u>	<u>18</u>



State Allocation Board Meeting, May 22, 2019

**ATTACHMENT B**

District	School Name	County	App. Number 57	Type of Adj.	K-6	7-8	9-12	Non- Severe	Severe
San Juan Unified	Churchill Intermediate	Sacramento	67447-00-000						
	Current Baseline Eligibility				0	0	0	0	0
	Adjustment Per This Item			g	0	-39	0	27	10
	Adjustment Per This Item			f	0	39	0	-27	-10
	Adjustment Per This Item			e	0	6	0	0	1
	Adjustment Per This Item			c	0	86	0	-6	-1
	Adjustment Per This Item			d1	0	38	0	0	0
	<b>Net Baseline Eligibility</b>				0	130	0	-6	0

REPORT OF THE EXECUTIVE OFFICER  
State Allocation Board Meeting, May 22, 2019

SCHOOL FACILITY PROGRAM UNFUNDED APPROVALS  
(Lack of AB 55 Loans)

PURPOSE OF REPORT

To present to the State Allocation Board (Board) a list of School Facility Program (SFP) applications for unfunded approval.

DESCRIPTION

At the January 2019 Board meeting, the Board elected to provide an increase adjustment of 5.45 percent to SFP projects for calendar year 2019. The projects listed on the Attachment reflect the Board's action of the adoption of the 5.45 percent increase based on the RS Means Construction Cost Index. In addition, the project applications represent SFP New Construction, Modernization, Charter School and Overcrowding Relief Grant projects in date order of a complete application being received by the Office of Public School Construction (OPSC).

AUTHORITY

SFP Regulation Section 1859.2 defines an Unfunded List (Lack of AB 55 Loans) as an information list of unfunded projects that was created due to the State's inability to provide interim financing from the Pooled Money Investment Account (AB 55 loans) to fund school construction projects as declared in the Department of Finance Budget Letter #33 issued on December 18, 2008.

SFP Regulation Section 1859.95 states:

"When the Board has no funds to apportion ..., the Board will also accept and process applications for apportionment for purposes of developing an Unfunded List based on the date the application is ready for Apportionment, with the exception of New Construction funding applications that utilize eligibility generated by the Alternative Enrollment Projection.

An application for funding included on an Unfunded List is eligible for reimbursement subject to adjustments in the New Construction Grants amount pursuant to Section 1859.77."

BACKGROUND

At the March 11, 2009 SAB meeting, the Board requested that Staff continue to process applications to the Board for unfunded approval, up to the bonding authority. The Attachment reflects applications being presented for unfunded approval, including SFP modernization and new construction projects in date order of a complete application being received by the OPSC. The list also includes health and safety facility hardship applications for funding that have been processed and are ready for approval regardless of received date. The unfunded approval of the applications as reflected on the Attachment does not constitute a guarantee of future funding.

RECOMMENDATIONS

1. Approve the SFP applications as presented on the Attachment.
2. Provide that these unfunded approvals do not constitute a guarantee of future funding.

ATTACHMENT  
 UNFUNDED APPROVALS  
 (Lack of AB 55 Loans)  
 State Allocation Board Meeting, May 22, 2019

County	District	School Site	Application Number	Received Date	Grant Amount
TULARE	LINDSAY UNIFIED	LINCOLN ELEMENTARY	57/71993-00-006	7/18/2014	\$2,717,929.00
TULARE	LINDSAY UNIFIED	JEFFERSON ELEMENTARY	57/71993-00-007	7/18/2014	\$1,786,615.00
TULARE	LINDSAY UNIFIED	WASHINGTON ELEMENTARY	57/71993-00-008	7/18/2014	\$2,568,673.00
SAN JOAQUIN	RIPON UNIFIED	WESTON ELEMENTARY	57/68650-00-003	10/23/2014	\$517,128.00
LOS ANGELES	TEMPLE CITY UNIFIED	LA ROSA ELEMENTARY	57/65052-00-010	6/26/2015	\$2,013,203.00
ORANGE	IRVINE UNIFIED	NORTHWOOD HIGH	50/73650-00-024	7/22/2015	\$497,281.00
ORANGE	IRVINE UNIFIED	CREEKSIDE HIGH	50/73650-00-025	7/22/2015	\$545,953.00
LOS ANGELES	CULVER CITY UNIFIED	FARRAGUT ELEMENTARY	57/64444-00-011	7/27/2015	\$713,588.00
SAN MATEO	SEQUOIA UNION HIGH	MENO-ATHERTON HIGH	50/69062-01-006	7/29/2015	\$2,350,683.00
MONTEREY	ALISAL UNION	BARDIN ELEMENTARY	50/65961-00-009	7/30/2015	\$728,113.00
VENTURA	OXNARD UNION HIGH	RANCHO CAMPANA HIGH	50/72546-00-001	8/3/2015	\$13,679,589.00
RIVERSIDE	PALM SPRINGS UNIFIED	CIELO VISTA ELEMENTARY	50/67173-00-004	8/3/2015	\$902,970.00
SOLANO	SOLANO COUNTY OFFICE OF EDUCATION	ARMIJO HIGH	57/10488-00-020	8/3/2015	\$506,305.00
SOLANO	SOLANO COUNTY OFFICE OF EDUCATION	GRANGE MIDDLE	57/10488-00-028	8/3/2015	\$246,405.00
SOLANO	SOLANO COUNTY OFFICE OF EDUCATION	ARMIJO HIGH	50/10488-00-029	8/3/2015	\$1,759,307.00
ORANGE	IRVINE UNIFIED	JEFFREY TRAIL MIDDLE	50/73650-00-026	8/5/2015	\$1,267,906.00
ORANGE	IRVINE UNIFIED	CYPRESS VILLAGE ELEMENTARY	50/73650-00-027	8/5/2015	\$1,140,512.00
SACRAMENTO	TWIN RIVERS UNIFIED	DEL PASO HEIGHTS ELEMENTARY	57/76505-00-041	8/6/2015	\$323,982.00
FRESNO	CLOVIS UNIFIED	KASTNER INTERMEDIATE	57/62117-00-048	8/7/2015	\$1,271,328.00
LOS ANGELES	CULVER CITY UNIFIED	CULVER CITY MIDDLE	57/64444-00-012	8/11/2015	\$654,609.00
LOS ANGELES	DOWNEY UNIFIED	WARREN HIGH	50/64451-00-012	8/12/2015	\$221,014.00
FRESNO	FRESNO UNIFIED	BAIRD MIDDLE	50/62166-08-001	8/17/2015	\$1,657,361.00
MERCED	MERCED CITY ELEMENTARY	CHARLES WRIGHT ELEMENTARY	50/65771-00-017	8/17/2015	\$183,180.00
MERCED	MERCED CITY ELEMENTARY	JOHN MUIR ELEMENTARY	50/65771-00-018	8/17/2015	\$282,564.00
MERCED	MERCED CITY ELEMENTARY	BURBANK ELEMENTARY	50/65771-00-019	8/17/2015	\$355,567.00
MERCED	MERCED CITY ELEMENTARY	RIVERA ELEMENTARY	50/65771-00-020	8/17/2015	\$5,952,067.00
FRESNO	SANGER UNIFIED	SANGER HIGH	50/62414-00-015	8/19/2015	\$854,840.00
IMPERIAL	BRAWLEY ELEMENTARY	WORTH (BARBARA) JUNIOR HIGH	50/63073-00-001	8/25/2015	\$2,241,367.00
MARIN	LARKSUR-CORTE MADERA	COVE	50/65367-00-001	8/28/2015	\$1,331,078.00
LOS ANGELES	POMONA UNIFIED	LEXINGTON ELEMENTARY	57/64907-00-026	9/2/2015	\$1,334,050.00
LOS ANGELES	POMONA UNIFIED	PHILADELPHIA ELEMENTARY	57/64907-00-027	9/2/2015	\$1,194,234.00
ALAMEDA	FREMONT UNIFIED	AZEVEDA (JOSEPH) ELEMENTARY	50/61176-00-005	9/8/2015	\$1,445,723.00
ALAMEDA	FREMONT UNIFIED	MATTOS (JOHN G.) ELEMENTARY	50/61176-00-006	9/8/2015	\$1,494,067.00
SANTA BARBARA	SANTA MARIA JOINT UNION HIGH	PIONEER VALLEY HIGH	50/69310-00-006	9/18/2015	\$3,056,986.50
FRESNO	CLOVIS UNIFIED	VIRGINIA BORIS ELEMENTARY (aka TEMPERANCE CLINTON)	50/62117-00-021	9/22/2015	\$12,225,281.00
ORANGE	NEWPORT-MESA UNIFIED	NEWPORT HARBOR HIGH	50/66597-00-019	9/22/2015	\$1,742,015.00
ORANGE	NEWPORT-MESA UNIFIED	NEWPORT HARBOR HIGH	57/66597-00-036	9/22/2015	\$725,699.00
KERN	TAFT CITY ELEMENTARY	JEFFERSON ELEMENTARY	57/63800-00-005	9/28/2015	\$1,135,638.00
SAN BERNARDINO	VICTOR ELEMENTARY	GALILEO ACADEMY	50/67918-00-010	9/28/2015	\$10,690,241.00
KERN	TAFT CITY ELEMENTARY	CONLEY ELEMENTARY	57/63800-00-006	9/30/2015	\$577,274.00
SAN DIEGO	GROSSMONT UNION HIGH	MONTE VISTA HIGH	57/68130-00-022	10/1/2015	\$360,971.00
SAN DIEGO	GROSSMONT UNION HIGH	MONTE VISTA HIGH	50/68130-12-007	10/1/2015	\$2,558,969.00
FRESNO	RIVERDALE JOINT UNIFIED	RIVERDALE HIGH	50/75408-00-001	10/1/2015	\$1,907,637.00
TULARE	ALTA VISTA ELEMENTARY	ALTA VISTA ELEMENTARY	57/71811-00-003	10/2/2015	\$302,201.00
ALAMEDA	OAKLAND UNIFIED	LAZEAR CHARTER ACADEMY	54/61259-00-004	11/16/2018	\$12,385,278.20
ALAMEDA	OAKLAND UNIFIED	LAZEAR CHARTER ACADEMY	54/61259-13-003	11/16/2018	\$1,755,897.20
ALAMEDA	OAKLAND UNIFIED	LAZEAR CHARTER ACADEMY	54/61259-13-004	11/16/2018	\$1,198,363.60
KERN	MUROC JOINT UNIFIED	DESERT JUNION-SENIOR HIGH	51/63685-00-001	2/11/2019	\$5,582,890.20
KERN	MUROC JOINT UNIFIED	DESERT JUNION-SENIOR HIGH	58/63685-00-001	2/11/2019	\$802,632.24

ATTACHMENT  
 UNFUNDED APPROVALS  
 (Lack of AB 55 Loans)  
 State Allocation Board Meeting, May 22, 2019

County	District	School Site	Application Number	Received Date	Grant Amount
New Construction:					\$71,072,271.50
Charter:					\$15,339,539.00
Modernization:					\$18,949,832.00
Facility Hardship/Rehab:					\$6,385,522.44
Total:					\$111,747,164.94

**SCHOOL DISTRICT DATA**

Application No: 57/71993-00-006 County: Tulare  
 School District: Lindsay Unified School Name: Lincoln Elementary

**PROJECT DATA**

Type of Project: Elementary School Application Filing Basis: Site Specific  
 Pupils Assigned Under 50 Yrs: K-6: 250  
 7-8: 86  
 9-12:  
 Non-Severe:  
 Severe:  
 Financial Hardship Requested: Yes Recommended Acres: 12.2  
 Alternative Education School: No Existing Acres: 10.1

**ADJUSTED GRANT DATA**

Modernization Grant - Under 50 Yrs	\$ 1,583,432.00
Accessibility/Fire Code Req.	47,503.00
<b>Total State Share (60%)</b>	<b>1,630,935.00</b>
<b>District Share (40%)</b>	<b>1,087,290.00</b>
<b>Total Project Cost</b>	<b>\$ 2,718,225.00</b>

**PROJECT FINANCING**

<u>State Share</u>	
<b>This Project</b>	<b>\$ 1,630,935.00</b>
<u>District Share</u>	
Cash Contribution	296.00
Financial Hardship	1,086,994.00
<b>Total Project Cost</b>	<b>\$ 2,718,225.00</b>

**HISTORY OF PROJECT COST AND APPORTIONMENT**

	Fund Code	Proposition	Previously Authorized	Authorized This Action	Unfunded Approval This Action
<u>State Share</u>					
Modernization/Additional Grant	951-570	51	\$	\$ 1,630,935.00	\$ 1,630,935.00
<u>District Share</u>					
Cash Contribution				296.00	
Financial Hardship	951-570	51		1,086,994.00	1,086,994.00
<b>Total</b>			<b>\$</b>	<b>\$ 2,718,225.00</b>	<b>\$ 2,717,929.00</b>

**Funding Source: Proposition 51 Bonds/2016-Nov.**

Pursuant to the Board's action on March 11, 2009, this application has been approved and placed on the Unfunded List (Lack of AB 55 Loans). This approval does not constitute a guarantee or commitment of future State funding.

Amounts shown for financial hardship assistance are subject to adjustment as a result of a review of the District's financial records pursuant to Regulation Section 1859.81(a) at the time of apportionment.

The District shall ensure that it is in compliance with all applicable laws, regulations and certifications it made on the program forms.

Based on the Board's action on June 5, 2017, this project is subject to the Grant Agreement submittal pursuant to School Facility Program Regulation Section 1859.90.4.

The District is responsible for ensuring that the project is compliant with Prevailing Wage Monitoring and/or Labor Compliance Program requirements at the time construction contracts are executed and/or construction commenced.

The District qualifies for financial hardship pursuant to SFP Regulation Section 1859.81(c)(1). The District has demonstrated it is financially unable to provide all or a part of the matching funds and is levying the developer fees or equal alternative revenue source justified by law. The District's outstanding bonded indebtedness (as of April 4, 2019) is at least 60 percent of its total bonding capacity.

**SCHOOL DISTRICT DATA**

Application No: 57/71993-00-007	County: Tulare
School District: Lindsay Unified	School Name: Jefferson Elementary

**PROJECT DATA**

Type of Project: Elementary School	Application Filing Basis: Site Specific
Pupils Assigned Under 50 Yrs: K-6: 261	Pupils Assigned Over 50 Yrs: K-6: 39
7-8:	7-8:
9-12:	9-12:
Non-Severe:	Non-Severe:
Severe:	Severe:
Financial Hardship Requested: No	Recommended Acres: 14
Alternative Education School: No	Existing Acres: 8

**ADJUSTED GRANT DATA**

Modernization Grant - Under 50 Yrs	\$ 1,212,084.00
Modernization Grant - Over 50 Yrs	251,628.00
Fire Detection Alarm	45,300.00
Urban/Security/Impacted Site	233,692.00
Accessibility/Fire Code Req.	43,911.00
<b>Total State Share (60%)</b>	<b>1,786,615.00</b>
District Share (40%)	1,191,077.00
<b>Total Project Cost</b>	<b>\$ 2,977,692.00</b>

**PROJECT FINANCING**

<u>State Share</u>	
This Project	\$ 1,786,615.00
<u>District Share</u>	
Cash Contribution	1,191,077.00
Financial Hardship	
<b>Total Project Cost</b>	<b>\$ 2,977,692.00</b>

**HISTORY OF PROJECT COST AND APPORTIONMENT**

	Fund Code	Proposition	Previously Authorized	Authorized This Action	Unfunded Approval This Action
<u>State Share</u>					
Modernization/Additional Grant	951-570	51	\$	\$ 1,786,615.00	\$ 1,786,615.00
<u>District Share</u>					
Cash Contribution				1,191,077.00	
<b>Total</b>			<b>\$</b>	<b>\$ 2,977,692.00</b>	<b>\$ 1,786,615.00</b>

**Funding Source: Proposition 51 Bonds/2016-Nov.**

Pursuant to the Board's action on March 11, 2009, this application has been approved and placed on the Unfunded List (Lack of AB 55 Loans). This approval does not constitute a guarantee or commitment of future State funding.

The District shall ensure that it is in compliance with all applicable laws, regulations and certifications it made on the program forms.

Based on the Board's action on June 5, 2017, this project is subject to the Grant Agreement submittal pursuant to School Facility Program Regulation Section 1859.90.4.

The District is responsible for ensuring that the project is compliant with Prevailing Wage Monitoring and/or Labor Compliance Program requirements at the time construction contracts are executed and/or construction commenced.

**SCHOOL DISTRICT DATA**

Application No: 57/71993-00-008 County: Tulare  
 School District: Lindsay Unified School Name: Washington Elementary

**PROJECT DATA**

Type of Project: Elementary School Pupils Assigned Under 50 Yrs: K-6: 243 7-8: 9-12: Non-Severe: Severe: Financial Hardship Requested: Yes Alternative Education School: No	Application Filing Basis: Site Specific Pupils Assigned Over 50 Yrs: K-6: 57 7-8: 9-12: Non-Severe: Severe: Recommended Acres: 14.3 Existing Acres: 13.75
--	--

**ADJUSTED GRANT DATA**

Modernization Grant - Under 50 Yrs	\$ 1,128,492.00
Modernization Grant - Over 50 Yrs	367,764.00
Accessibility/Fire Code Req.	44,888.00
<b>Total State Share (60%)</b>	<b>1,541,144.00</b>
District Share (40%)	1,027,429.00
<b>Total Project Cost</b>	<b>\$ 2,568,573.00</b>

**PROJECT FINANCING**

<u>State Share</u>	
This Project	\$ 1,541,144.00
<u>District Share</u>	
Cash Contribution	
Financial Hardship	1,027,429.00
<b>Total Project Cost</b>	<b>\$ 2,568,573.00</b>

**HISTORY OF PROJECT COST AND APPORTIONMENT**

	Fund Code	Proposition	Previously Authorized	Authorized This Action	Unfunded Approval This Action
<u>State Share</u>					
Modernization/Additional Grant	951-570	51	\$	\$ 1,541,144.00	\$ 1,541,144.00
<u>District Share</u>					
Cash Contribution					
Financial Hardship	951-570	51		1,027,429.00	1,027,429.00
<b>Total</b>			<b>\$</b>	<b>\$ 2,568,573.00</b>	<b>\$ 2,568,573.00</b>

**Funding Source: Proposition 51 Bonds/2016-Nov.**

Pursuant to the Board's action on March 11, 2009, this application has been approved and placed on the Unfunded List (Lack of AB 55 Loans). This approval does not constitute a guarantee or commitment of future State funding.

Amounts shown for financial hardship assistance are subject to adjustment as a result of a review of the District's financial records pursuant to Regulation Section 1859.81(a) at the time of apportionment.

The District shall ensure that it is in compliance with all applicable laws, regulations and certifications it made on the program forms.

Based on the Board's action on June 5, 2017, this project is subject to the Grant Agreement submittal pursuant to School Facility Program Regulation Section 1859.90.4.

The District is responsible for ensuring that the project is compliant with Prevailing Wage Monitoring and/or Labor Compliance Program requirements at the time construction contracts are executed and/or construction commenced.

The District qualifies for financial hardship pursuant to SFP Regulation Section 1859.81(c)(1). The District has demonstrated it is financially unable to provide all or a part of the matching funds and is levying the developer fees or equal alternative revenue source justified by law. The District's outstanding bonded indebtedness (as of April 4, 2019) is at least 60 percent of its total bonding capacity.

**SCHOOL DISTRICT DATA**

Application No: 57/68650-00-003 County: San Joaquin  
 School District: Ripon Unified School Name: Weston Elementary

**PROJECT DATA**

Type of Project: Elementary School Application Filing Basis: Site Specific  
 Pupils Assigned Under 50 Yrs: K-6: 101  
 7-8:  
 9-12:  
 Non-Severe:  
 Severe:  
 Financial Hardship Requested: No Recommended Acres: 10.1  
 Alternative Education School: No Existing Acres: 9.55

**ADJUSTED GRANT DATA**

Modernization Grant - Under 50 Yrs	\$ 469,044.00
Fire Detection Alarm	15,251.00
Small Size Project	18,762.00
Accessibility/Fire Code Req.	14,071.00
Total State Share (60%)	517,128.00
District Share (40%)	344,752.00
Total Project Cost	<u>\$ 861,880.00</u>

**PROJECT FINANCING**

<u>State Share</u>	
This Project	\$ 517,128.00
<u>District Share</u>	
Cash Contribution	344,752.00
Financial Hardship	
Total Project Cost	<u>\$ 861,880.00</u>

**HISTORY OF PROJECT COST AND APPORTIONMENT**

	Fund Code	Proposition	Previously Authorized	Authorized This Action	Unfunded Approval This Action
<u>State Share</u>					
Modernization/Additional Grant	951-570	51	\$	\$ 517,128.00	\$ 517,128.00
<u>District Share</u>					
Cash Contribution				344,752.00	
Total			\$	<u>\$ 861,880.00</u>	<u>\$ 517,128.00</u>

**Funding Source: Proposition 51 Bonds/2016-Nov.**

Pursuant to the Board's action on March 11, 2009, this application has been approved and placed on the Unfunded List (Lack of AB 55 Loans). This approval does not constitute a guarantee or commitment of future State funding.

The District shall ensure that it is in compliance with all applicable laws, regulations and certifications it made on the program forms.

Based on the Board's action on June 5, 2017, this project is subject to the Grant Agreement submittal pursuant to School Facility Program Regulation Section 1859.90.4.

The District is responsible for ensuring that the project is compliant with Prevailing Wage Monitoring and/or Labor Compliance Program requirements at the time construction contracts are executed and/or construction commenced.



**SCHOOL DISTRICT DATA**

<b>Application No:</b> 57/65052-00-010 <b>School District:</b> Temple City Unified	<b>County:</b> Los Angeles <b>School Name:</b> La Rosa Elementary
---	--

**PROJECT DATA**

<b>Type of Project:</b> Elementary School <b>Pupils Assigned Under 50 Yrs:</b> <b>K-6:</b> 408 <b>7-8:</b> <b>9-12:</b> <b>Non-Severe:</b> <b>Severe:</b>	<b>Application Filing Basis:</b> Site Specific  <b>Financial Hardship Requested:</b> No <b>Alternative Education School:</b> No  <b>Recommended Acres:</b> 7.2 <b>Existing Acres:</b> 5.36
---	--

**ADJUSTED GRANT DATA**

Modernization Grant - Under 50 Yrs	\$ 1,894,752.00
Fire Detection Alarm	61,608.00
Accessibility/Fire Code Req.	56,843.00
<b>Total State Share (60%)</b>	<b>2,013,203.00</b>
<b>District Share (40%)</b>	<b>1,342,135.00</b>
<b>Total Project Cost</b>	<b>\$ 3,355,338.00</b>

**PROJECT FINANCING**

<u>State Share</u>	
This Project	\$ 2,013,203.00
<u>District Share</u>	
Cash Contribution	1,342,135.00
Financial Hardship	
<b>Total Project Cost</b>	<b>\$ 3,355,338.00</b>

**HISTORY OF PROJECT COST AND APPORTIONMENT**

	Fund Code	Proposition	Previously Authorized	Authorized This Action	Unfunded Approval This Action
<u>State Share</u>					
Modernization/Additional Grant	951-570	51	\$	\$ 2,013,203.00	\$ 2,013,203.00
<u>District Share</u>					
Cash Contribution				1,342,135.00	
<b>Total</b>			<b>\$</b>	<b>\$ 3,355,338.00</b>	<b>\$ 2,013,203.00</b>

**Funding Source: Proposition 51 Bonds/2016-Nov.**

Pursuant to the Board's action on March 11, 2009, this application has been approved and placed on the Unfunded List (Lack of AB 55 Loans). This approval does not constitute a guarantee or commitment of future State funding.

The District shall ensure that it is in compliance with all applicable laws, regulations and certifications it made on the program forms.

Based on the Board's action on June 5, 2017, this project is subject to the Grant Agreement submittal pursuant to School Facility Program Regulation Section 1859.90.4.

The District is responsible for ensuring the project is compliant with all Prevailing Wage Monitoring and/or Labor Compliance Program requirements at the time construction contracts were executed and/or construction commenced.

**SCHOOL DISTRICT DATA**

Application No: 50/73650-00-024  
 School District: Irvine Unified

County: Orange  
 School Name: Northwood High

**PROJECT DATA**

Type of Project: High School  
 K-6:  
 7-8:  
 9-12: 27  
 Non-Severe:  
 Severe:  
 Application Filing Basis: District Wide  
 Number of Classrooms: 1  
 Master Acres: 55.2  
 Existing Acres: 40  
 Proposed Acres:  
 Recommended Acres: 52.6  
 Facility Hardship (a): No  
 Financial Hardship Requested: No  
 Alternative Education School: No  
 Addition to Existing Site: Yes

**ADJUSTED GRANT DATA**

New Construction Grant	\$	443,205.00
Fire Detection Alarm		891.00
Small Size Project		53,185.00
<b>Total State Share (50%)</b>		<u>497,281.00</u>
<b>District Share (50%)</b>		<u>497,281.00</u>
<b>Total Project Cost</b>	<b>\$</b>	<b><u>994,562.00</u></b>

**PROJECT FINANCING**

State Share  
 This Project \$ 497,281.00  
District Share  
 Cash Contribution 497,281.00  
 Financial Hardship  
 Total Project Cost \$ 994,562.00

**HISTORY OF PROJECT COST AND APPORTIONMENT**

	Fund Code	Proposition	Previously Authorized	Authorized This Action	Unfunded Approval This Action
<u>State Share</u>					
New Construction/Add. Grant	951-500	51	\$	\$ 497,281.00	\$ 497,281.00
<u>District Share</u>					
Cash Contribution				<u>497,281.00</u>	
<b>Total</b>			<b>\$</b>	<b><u>994,562.00</u></b>	<b><u>497,281.00</u></b>

**Funding Source: Proposition 51 Bonds/2016-Nov.**

Pursuant to the Board's action on March 11, 2009, this application has been approved and placed on the Unfunded List (Lack of AB 55 Loans). This approval does not constitute a guarantee or commitment of future State funding.

The District shall ensure that it is in compliance with all applicable laws, regulations and certifications it made on the program forms.

Based on the Board's action on June 5, 2017, this project is subject to the Grant Agreement submittal pursuant to School Facility Program Regulation Section 1859.90.4.

The District is responsible for ensuring that the project is compliant with all Prevailing Wage Monitoring and/or Labor Compliance Program requirements at the time construction contracts were executed and/or construction commenced.

**SCHOOL DISTRICT DATA**

Application No: 50/73650-00-025  
 School District: Irvine Unified

County: Orange  
 School Name: Creekside High

**PROJECT DATA**

Type of Project: High School  
                           K-6:  
                           7-8:  
                           9-12: 27  
 Non-Severe:  
                           Severe:  
 Application Filing Basis: District Wide  
 Number of Classrooms: 1  
 Master Acres: 18.4  
 Existing Acres: 18.58  
 Proposed Acres:  
 Recommended Acres: 9.1  
 Facility Hardship (a): No  
 Financial Hardship Requested: No  
 Alternative Education School: No  
 Addition to Existing Site: Yes

**ADJUSTED GRANT DATA**

New Construction Grant	\$	443,205.00
Fire Detection Alarm		891.00
Sprinkler System		6,831.00
Service Site		37,114.00
Off-Site		4,727.00
Small Size Project		53,185.00
<b>Total State Share (50%)</b>		<b>545,953.00</b>
<b>District Share (50%)</b>		<b>545,953.00</b>
<b>Total Project Cost</b>	<b>\$</b>	<b><u>1,091,906.00</u></b>

**PROJECT FINANCING**

State Share  
 This Project \$ 545,953.00  
District Share  
 Cash Contribution 545,953.00  
 Financial Hardship  
 Total Project Cost \$ 1,091,906.00

**HISTORY OF PROJECT COST AND APPORTIONMENT**

	Fund Code	Proposition	Previously Authorized	Authorized This Action	Unfunded Approval This Action
<u>State Share</u>					
New Construction/Add. Grant	951-500	51	\$	\$ 545,953.00	\$ 545,953.00
<u>District Share</u>					
Cash Contribution				545,953.00	
<b>Total</b>			<b>\$</b>	<b><u>1,091,906.00</u></b>	<b><u>545,953.00</u></b>

**Funding Source: Proposition 51 Bonds/2016-Nov.**

Pursuant to the Board's action on March 11, 2009, this application has been approved and placed on the Unfunded List (Lack of AB 55 Loans). This approval does not constitute a guarantee or commitment of future State funding.

The District shall ensure that it is in compliance with all applicable laws, regulations and certifications it made on the program forms.

Based on the Board's action on June 5, 2017, this project is subject to the Grant Agreement submittal pursuant to School Facility Program Regulation Section 1859.90.4.

The District is responsible for ensuring that the project is compliant with Prevailing Wage Monitoring and/or Labor Compliance Program requirements at the time construction contracts are executed and/or construction commenced.

**SCHOOL DISTRICT DATA**

<b>Application No:</b> 57/64444-00-011 <b>School District:</b> Culver City Unified	<b>County:</b> Los Angeles <b>School Name:</b> Farragut Elementary
---	---

**PROJECT DATA**

<b>Type of Project:</b> Elementary School <b>Pupils Assigned Over 50 Years:</b> <b>K-6:</b> 101 <b>7-8:</b> <b>9-12:</b> <b>Non-Severe:</b> <b>Severe:</b>	<b>Application Filing Basis:</b> Site Specific  <b>Financial Hardship Requested:</b> No <b>Alternative Education School:</b> No  <b>Recommended Acres:</b> 9.6 <b>Existing Acres:</b> 6.6
--	---

**ADJUSTED GRANT DATA**

Modernization Grant - Over 50 Yrs	\$ 651,652.00
Fire Detection Alarm	15,251.00
Prevailing Wage Monitoring	1,069.00
Small Size Project	26,066.00
Accessibility/Fire Code Req.	19,550.00
<b>Total State Share (60%)</b>	<b>713,588.00</b>
<b>District Share (40%)</b>	<b>475,725.00</b>
<b>Total Project Cost</b>	<b>\$ 1,189,313.00</b>

**PROJECT FINANCING**

<b>State Share</b>	
This Project	\$ 713,588.00
<b>District Share</b>	
Cash Contribution	475,725.00
<b>Financial Hardship</b>	
<b>Total Project Cost</b>	<b>\$ 1,189,313.00</b>

**HISTORY OF PROJECT COST AND APPORTIONMENT**

	Fund Code	Proposition	Previously Authorized	Authorized This Action	Unfunded Approval This Action
<b>State Share</b>					
Modernization/Additional Grant	951-570	51	\$	\$ 713,588.00	\$ 713,588.00
<b>District Share</b>					
Cash Contribution				475,725.00	
<b>Total</b>			<b>\$</b>	<b>\$ 1,189,313.00</b>	<b>\$ 713,588.00</b>

**Funding Source: Proposition 51 Bonds/2016-Nov.**

Pursuant to the Board's action on March 11, 2009, this application has been approved and placed on the Unfunded List (Lack of AB 55 Loans). This approval does not constitute a guarantee or commitment of future State funding.

The District shall ensure that it is in compliance with all applicable laws, regulations and certifications it made on the program forms.

The District is responsible for ensuring that the project is compliant with Prevailing Wage Monitoring and/or Labor Compliance Program requirements at the time construction contracts are executed and/or construction commenced.

Based on the Board's action on June 5, 2017, this project is subject to the Grant Agreement submittal pursuant to School Facility Program Regulation Section 1859.90.4.

**SCHOOL DISTRICT DATA**

**Application No:** 50/69062-01-006  
**School District:** Sequoia Union High  
**High School Attendance Area:** Carlmont, Menlo, Sequoia, Redwood

**County:** San Mateo  
**School Name:** Menlo-Atherton High

**PROJECT DATA**

**Type of Project:** High School  
**K-6:**  
**7-8:**  
**9-12:** 135  
**Non-Severe:**  
**Severe:**  
**Application Filing Basis:** High School Attendance Area  
**Number of Classrooms:** 5  
**Master Acres:** 55.2  
**Existing Acres:** 42  
**Proposed Acres:**  
**Recommended Acres:** 55.2  
**Facility Hardship (a):** No  
**Financial Hardship Requested:** No  
**Alternative Education School:** No  
**Addition to Existing Site:** Yes

**ADJUSTED GRANT DATA**

<b>New Construction Grant</b>	<b>\$</b> 2,216,025.00
<b>Fire Detection Alarm</b>	4,455.00
<b>Service Site</b>	41,562.00
<b>Small Size Project</b>	88,641.00
<b>Total State Share (50%)</b>	<u>2,350,683.00</u>
<b>District Share (50%)</b>	<u>2,350,683.00</u>
<b>Total Project Cost</b>	<b>\$ <u><u>4,701,366.00</u></u></b>

**PROJECT FINANCING**

**State Share**  
**This Project** \$ 2,350,683.00  
**District Share**  
**Cash Contribution** 2,350,683.00  
**Financial Hardship**  
**Total Project Cost** \$ 4,701,366.00

**HISTORY OF PROJECT COST AND APPORTIONMENT**

	Fund Code	Proposition	Previously Authorized	Authorized This Action	Unfunded Approval This Action
<b>State Share</b>					
<b>New Construction/Add. Grant</b>	951-500	51	\$	\$ 2,350,683.00	\$ 2,350,683.00
<b>District Share</b>					
<b>Cash Contribution</b>				<u>2,350,683.00</u>	
<b>Total</b>			<b>\$</b>	<b>\$ <u><u>4,701,366.00</u></u></b>	<b>\$ <u><u>2,350,683.00</u></u></b>

**Funding Source: Proposition 51 Bonds/2016-Nov.**

Pursuant to the Board's action on March 11, 2009, this application has been approved and placed on the Unfunded List (Lack of AB 55 Loans). This approval does not constitute a guarantee or commitment of future State funding.

The District shall ensure that it is in compliance with all applicable laws, regulations and certifications it made on the program forms.

Based on the Board's action on June 5, 2017, this project is subject to the Grant Agreement submittal pursuant to School Facility Program Regulation Section 1859.90.4.

The District is responsible for ensuring that the project is compliant with Prevailing Wage Monitoring and/or Labor Compliance Program requirements at the time construction contracts are executed and/or construction commenced.

**SCHOOL DISTRICT DATA**

<b>Application No:</b> 50/65961-00-009	<b>County:</b> Monterey
<b>School District:</b> Alisal Union	<b>School Name:</b> Bardin Elementary

**PROJECT DATA**

<b>Type of Project:</b>	Elementary School
<b>K-6:</b>	50
<b>7-8:</b>	
<b>9-12:</b>	
<b>Non-Severe:</b>	
<b>Severe:</b>	
<b>Application Filing Basis:</b>	District Wide
<b>Number of Classrooms:</b>	2
<b>Master Acres:</b>	14.7
<b>Existing Acres:</b>	9.5
<b>Proposed Acres:</b>	2
<b>Recommended Acres:</b>	11.2
<b>Facility Hardship (a):</b>	No
<b>Financial Hardship Requested:</b>	Yes
<b>Alternative Education School:</b>	No
<b>Addition to Existing Site:</b>	Yes

**ADJUSTED GRANT DATA**

<b>New Construction Grant</b>	<b>\$</b>	609,850.00
<b>Fire Detection Alarm</b>		750.00
<b>Site Acquisition</b>		328,587.00
<b>Service Site</b>		85,876.00
<b>Off-Site</b>		14,029.00
<b>Utilities</b>		9,376.00
<b>General Site</b>		19,853.00
<b>Small Size Project</b>		73,182.00
<b>Total State Share (50%)</b>		1,141,503.00
<b>District Share (50%)</b>		1,141,503.00
<b>Total Project Cost</b>	<b>\$</b>	<b>2,283,006.00</b>

**PROJECT FINANCING**

<u>State Share</u>	
<b>This Project</b>	<b>\$ 1,141,503.00</b>
<u>District Share</u>	
<b>Cash Contribution</b>	728,113.00
<b>Financial Hardship</b>	413,390.00
<b>Total Project Cost</b>	<b>\$ 2,283,006.00</b>

**HISTORY OF PROJECT COST AND APPORTIONMENT**

	Fund Code	Proposition	Previously Authorized	Authorized This Action		Unfunded Approval This Action
<u>State Share</u>						
<b>New Construction/Add. Grant</b>	<b>055-500</b>	<b>55</b>	\$ 325,000.00			
<b>New Construction/Add. Grant</b>	<b>057-500</b>	<b>1D</b>	88,390.00			
<b>New Construction/Add. Grant</b>	<b>951-500</b>	<b>51</b>		\$ 728,113.00	\$	728,113.00
<u>District Share</u>						
<b>Cash Contribution</b>				728,113.00		
<b>Financial Hardship</b>	<b>055-500</b>	<b>55</b>	325,000.00			
<b>Financial Hardship</b>	<b>057-500</b>	<b>1D</b>	88,390.00			
<b>Total</b>			<b>\$ 826,780.00</b>	<b>\$ 1,456,226.00</b>	<b>\$</b>	<b>728,113.00</b>

**Funding Sources: Proposition 55 Bonds/2004-Mar.; Proposition 1D Bonds/2006-Nov.; Proposition 51 Bonds/2016-Nov.**  
 Pursuant to the Board's action on March 11, 2009, this application has been approved and placed on the Unfunded List (Lack of AB 55 Loans). This approval does not constitute a guarantee or commitment of future State funding.

The District shall ensure that it is in compliance with all applicable laws, regulations and certifications it made on the program forms.

Financial Hardship - This project had a previous design apportionment. However, the District has sufficient funds to cover its share of the adjusted grant approvals for its projects requesting financial hardship.

The District is responsible for ensuring the project is compliant with Prevailing Wage Monitoring and/or Labor Compliance Program requirements at the time construction contracts were executed and/or construction commenced.

Based on the Board's action on June 5, 2017, this project is subject to the Grant Agreement submittal pursuant to School Facility Program Regulation Section 1859.90.4.

**SCHOOL DISTRICT DATA**

**Application No:** 50/72546-00-001  
**School District:** Oxnard Union High

**County:** Ventura  
**School Name:** Rancho Campana High

**PROJECT DATA**

**Type of Project:** High School  
**K-6:**  
**7-8:**  
**9-12:** 702  
**Non-Severe:**  
**Severe:**

**Application Filing Basis:** District Wide  
**Number of Classrooms:** 26  
**Master Acres:** 31  
**Existing Acres:**  
**Proposed Acres:** 26.86  
**Recommended Acres:** 27.1  
**Facility Hardship (a):** No  
**Financial Hardship Requested:** No  
**Alternative Education School:** No  
**Addition to Existing Site:** No

**ADJUSTED GRANT DATA**

<b>New Construction Grant</b>	<b>\$</b>	11,523,330.00
<b>Fire Detection Alarm</b>		23,166.00
<b>Sprinkler System</b>		177,606.00
<b>General Site</b>		972,905.00
<b>Prevailing Wage Monitoring</b>		17,078.00
<b>Site Acquisition</b>		965,504.00
<b>Total State Share (50%)</b>		13,679,589.00
<b>District Share (50%)</b>		13,679,589.00
<b>Total Project Cost</b>	<b>\$</b>	<b>27,359,178.00</b>

**PROJECT FINANCING**

**State Share**  
**This Project** \$ 13,679,589.00  
**District Share**  
**Cash Contribution** 13,679,589.00  
**Financial Hardship**  
**Total Project Cost** \$ 27,359,178.00

**HISTORY OF PROJECT COST AND APPORTIONMENT**

	Fund Code	Proposition	Previously Authorized	Authorized This Action	Unfunded Approval This Action
<b>State Share</b>					
<b>New Construction/Add. Grant</b>	951-500	51	\$	\$ 13,679,589.00	\$ 13,679,589.00
<b>District Share</b>					
<b>Cash Contribution</b>				13,679,589.00	
<b>Total</b>			<b>\$</b>	<b>\$ 27,359,178.00</b>	<b>\$ 13,679,589.00</b>

**Funding Source: Proposition 51 Bonds/2016-Nov.**

Pursuant to the Board's action on March 11, 2009, this application has been approved and placed on the Unfunded List (Lack of AB 55 Loans). This approval does not constitute a guarantee or commitment of future State funding.

The District shall ensure that it is in compliance with all applicable laws, regulations and certifications it made on the program forms.

Based on the Board's action on June 5, 2017, this project is subject to the Grant Agreement submittal pursuant to School Facility Program Regulation Section 1859.90.4.

The District is responsible for ensuring that the project is compliant with Prevailing Wage Monitoring and/or Labor Compliance Program requirements at the time construction contracts are executed and/or construction commenced.

The total project cost will be adjusted at a future Board for site development costs that were not provided as part of this funding item.

**SCHOOL DISTRICT DATA**

**Application No:** 50/67173-00-004  
**School District:** Palm Springs Unified

**County:** Riverside  
**School Name:** Cielo Vista Elementary

**PROJECT DATA**

**Type of Project:** Elementary School  
**K-6:**  
**7-8:** 64  
**9-12:**  
**Non-Severe:**  
**Severe:**  
**Application Filing Basis:** District Wide  
**Number of Classrooms:** 6  
**Master Acres:** 13.1  
**Existing Acres:** 9  
**Proposed Acres:**  
**Recommended Acres:** 13.7  
**Facility Hardship (a):** No  
**Financial Hardship Requested:** No  
**Alternative Education School:** No  
**Addition to Existing Site:** Yes

**ADJUSTED GRANT DATA**

<b>New Construction Grant</b>	<b>\$</b>	825,664.00
<b>Fire Detection Alarm</b>		1,280.00
<b>Geographic Index Factor</b>	5 %	42,999.00
<b>Small Size Project</b>		33,027.00
<b>Total State Share (50%)</b>		902,970.00
<b>District Share (50%)</b>		902,970.00
<b>Total Project Cost</b>	<b>\$</b>	<b>1,805,940.00</b>

**PROJECT FINANCING**

**State Share**  
**This Project** \$ 902,970.00  
**District Share**  
**Cash Contribution** 902,970.00  
**Financial Hardship**  
**Total Project Cost** \$ 1,805,940.00

**HISTORY OF PROJECT COST AND APPORTIONMENT**

	Fund Code	Proposition	Previously Authorized	Authorized This Action	Unfunded Approval This Action
<b>State Share</b>					
<b>New Construction/Add. Grant</b>	951-500	51	\$	\$ 902,970.00	\$ 902,970.00
<b>District Share</b>					
<b>Cash Contribution</b>				902,970.00	
<b>Total</b>			<b>\$</b>	<b>\$ 1,805,940.00</b>	<b>\$ 902,970.00</b>

**Funding Source: Proposition 51 Bonds/2016-Nov.**

Pursuant to the Board's action on March 11, 2009, this application has been approved and placed on the Unfunded List (Lack of AB 55 Loans). This approval does not constitute a guarantee or commitment of future State funding.

The District shall ensure that it is in compliance with all applicable laws, regulations and certifications it made on the program forms.

Based on the Board's action on June 5, 2017, this project is subject to the Grant Agreement submittal pursuant to School Facility Program Regulation Section 1859.90.4.

The District is responsible for ensuring that the project is compliant with Prevailing Wage Monitoring and/or Labor Compliance Program requirements at the time construction contracts are executed and/or construction commenced.



THE SAN MARCOS UNIFIED SCHOOL DISTRICT  
(50/73791-00-015) CONSENT ITEM  
HAS BEEN WITHDRAWN

**SCHOOL DISTRICT DATA**

Application No: 57/10488-00-020 County: Solano  
 School District: Solano County Office Of Education School Name: Armijo High

**PROJECT DATA**

Type of Project: High School Application Filing Basis: Site Specific  
 Pupils Assigned Under 50 Yrs: K-6:  
 7-8:  
 9-12:  
 Non-Severe:  
 Severe: 19  
 Financial Hardship Requested: Yes Recommended Acres:  
 Alternative Education School: No Existing Acres:

**ADJUSTED GRANT DATA**

Modernization Grant - Under 50 Yrs	\$ 281,238.00
Project Assistance	3,978.00
Fire Detection Alarm	7,885.00
Small Size Project	33,749.00
Accessibility/Fire Code Req.	8,437.00
Total State Share (60%)	335,287.00
District Share (40%)	223,525.00
<b>Total Project Cost</b>	<b>\$ 558,812.00</b>

**PROJECT FINANCING**

<u>State Share</u>	
This Project	\$ 335,287.00
<u>District Share</u>	
Cash Contribution	223,525.00
Financial Hardship	223,525.00
<b>Total Project Cost</b>	<b>\$ 558,812.00</b>

**HISTORY OF PROJECT COST AND APPORTIONMENT**

	Fund Code	Proposition	Previously Authorized	Authorized This Action	Unfunded Approval This Action
<u>State Share</u>					
Modernization/Additional Grant	057-570	1D	\$ 31,504.00		
Modernization/Additional Grant	951-570	51		\$ 303,783.00	\$ 303,783.00
<u>District Share</u>					
Cash Contribution					
Financial Hardship	057-570	1D	21,003.00		
Financial Hardship	951-570	51		202,522.00	202,522.00
<b>Total</b>			<b>\$ 52,507.00</b>	<b>\$ 506,305.00</b>	<b>\$ 506,305.00</b>

**Funding Sources: Proposition 1D Bonds/2006-Nov.; Proposition 51 Bonds/2016-Nov.**

Pursuant to the Board's action on March 11, 2009, this application has been approved and placed on the Unfunded List (Lack of AB 55 Loans). This approval does not constitute a guarantee or commitment of future State funding.

Amounts shown for financial hardship assistance are subject to adjustment as a result of a review of the District's financial records pursuant to Regulation Section 1859.81(a) at the time of apportionment.

The District shall ensure that it is in compliance with all applicable laws, regulations and certifications it made on the program forms.

The District is responsible for ensuring that the project is compliant with Prevailing Wage Monitoring and/or Labor Compliance Program requirements at the time construction contracts are executed and/or construction commenced.

Based on the Board's action on June 5, 2017, this project is subject to the Grant Agreement submittal pursuant to School Facility Program Regulation Section 1859.90.4.

The District qualifies for financial hardship pursuant to SFP Regulation Section 1859.81(c)(3). The District qualifies as a County Superintendent of Schools and has demonstrated it is financially unable to provide all or a part of the matching funds.

**SCHOOL DISTRICT DATA**

Application No: 57/10488-00-028 County: Solano  
 School District: Solano County Office Of Education School Name: Grange Middle

**PROJECT DATA**

Type of Project: High School Application Filing Basis: Site Specific  
 Pupils Assigned Under 50 Yrs: K-6:  
 7-8:  
 9-12:  
 Non-Severe:  
 Severe: 8  
 Financial Hardship Requested: Yes Recommended Acres:  
 Alternative Education School: No Existing Acres:

**ADJUSTED GRANT DATA**

Modernization Grant - Under 50 Yrs	\$ 118,416.00
Project Assistance	3,978.00
Fire Detection Alarm	3,320.00
Small Size Project	14,210.00
Accessibility/Fire Code Req.	21,184.00
<b>Total State Share (60%)</b>	<b>161,108.00</b>
<b>District Share (40%)</b>	<b>107,405.00</b>
<b>Total Project Cost</b>	<b>\$ 268,513.00</b>

**PROJECT FINANCING**

<u>State Share</u>	
This Project	\$ 161,108.00
<u>District Share</u>	
Cash Contribution	107,405.00
Financial Hardship	107,405.00
<b>Total Project Cost</b>	<b>\$ 268,513.00</b>

**HISTORY OF PROJECT COST AND APPORTIONMENT**

	Fund Code	Proposition	Previously Authorized	Authorized This Action	Unfunded Approval This Action
<u>State Share</u>					
Modernization/Additional Grant	057-570	1D	\$ 13,265.00		
Modernization/Additional Grant	951-570	51		\$ 147,843.00	\$ 147,843.00
<u>District Share</u>					
Cash Contribution					
Financial Hardship	057-570	1D	8,843.00		
Financial Hardship	951-570	51		98,562.00	98,562.00
<b>Total</b>			<b>\$ 22,108.00</b>	<b>\$ 246,405.00</b>	<b>\$ 246,405.00</b>

**Funding Sources: Proposition 1D Bonds/2006-Nov.; Proposition 51 Bonds/2016-Nov.**

Pursuant to the Board's action on March 11, 2009, this application has been approved and placed on the Unfunded List (Lack of AB 55 Loans). This approval does not constitute a guarantee or commitment of future State funding.

Amounts shown for financial hardship assistance are subject to adjustment as a result of a review of the District's financial records pursuant to Regulation Section 1859.81(a) at the time of apportionment.

The District shall ensure that it is in compliance with all applicable laws, regulations and certifications it made on the program forms.

The District is responsible for ensuring that the project is compliant with Prevailing Wage Monitoring and/or Labor Compliance Program requirements at the time construction contracts are executed and/or construction commenced.

Based on the Board's action on June 5, 2017, this project is subject to the Grant Agreement submittal pursuant to School Facility Program Regulation Section 1859.90.4.

The District qualifies for financial hardship pursuant to SFP Regulation Section 1859.81(c)(3). The District qualifies as a County Superintendent of Schools and has demonstrated it is financially unable to provide all or a part of the matching funds.

**SCHOOL DISTRICT DATA**

**Application No:** 50/10488-00-029  
**School District:** Solano County Office Of Education

**County:** Solano  
**School Name:** Armijo High

**PROJECT DATA**

**Type of Project:** High School  
**K-6:**  
**7-8:**  
**9-12:**  
**Non-Severe:**  
**Severe:** 18  
**Application Filing Basis:** District Wide  
**Number of Classrooms:** 2  
**Master Acres:**  
**Existing Acres:**  
**Proposed Acres:**  
**Recommended Acres:**  
**Facility Hardship (a):** No  
**Financial Hardship Requested:** Yes  
**Alternative Education School:** No  
**Addition to Existing Site:** No  
**Core Facilities:** Multi-Purpose/Kitchen,  
 Gymnasium,  
 Library/Media Center,  
 Administration, Toilet

**ADJUSTED GRANT DATA**

<b>New Construction Grant</b>	<b>\$</b>	616,932.00
<b>Project Assistance</b>		7,460.00
<b>Fire Detection Alarm</b>		1,098.00
<b>SDC Therapy Toilet</b>	632 Sq. Ft.	226,888.00
<b>Service Site</b>		91,489.00
<b>Small Size Project</b>		74,032.00
<b>Total State Share (50%)</b>		1,017,899.00
<b>District Share (50%)</b>		1,017,899.00
<b>Total Project Cost</b>	<b>\$</b>	<b>2,035,798.00</b>

**PROJECT FINANCING**

<b>State Share</b>	
<b>This Project</b>	<b>\$ 1,017,899.00</b>
<b>District Share</b>	
<b>Cash Contribution</b>	
<b>Financial Hardship</b>	1,017,899.00
<b>Total Project Cost</b>	<b>\$ 2,035,798.00</b>

**PROJECT COST AND APPORTIONMENT**

	Fund Code	Proposition	Previously Authorized	Authorized This Action	Unfunded Approval This Action
<b>State Share</b>					
<b>New Construction/Add. Grant</b>	055-500	55	\$ 138,245.50		
<b>New Construction/Add. Grant</b>	951-500	51		\$ 879,653.50	\$ 879,653.50
<b>District Share</b>					
<b>Cash Contribution</b>					
<b>Financial Hardship</b>	055-500	55	138,245.50		
<b>Financial Hardship</b>	951-500	51		879,653.50	879,653.50
<b>Total</b>			<b>\$ 276,491.00</b>	<b>\$ 1,759,307.00</b>	<b>\$ 1,759,307.00</b>

**Funding Sources: Proposition 55 Bonds/2004-Mar.; Proposition 51 Bonds/2016-Nov.**  
 Pursuant to the Board's action on March 11, 2009, this application has been approved and placed on the Unfunded List (Lack of AB 55 Loans). This approval does not constitute a guarantee or commitment of future State funding.

Amounts shown for financial hardship assistance are subject to adjustment as a result of a review of the District's financial records pursuant to Regulation Section 1859.81(a) at the time of apportionment.

The District shall ensure that it is in compliance with all applicable laws, regulations and certifications it made on the program forms.

Based on the Board's action on June 5, 2017, this project is subject to the Grant Agreement submittal pursuant to School Facility Program Regulation Section 1859.90.4.

The District is responsible for ensuring that the project is compliant with Prevailing Wage Monitoring and/or Labor Compliance Program requirements at the time construction contracts are executed and/or construction commenced.

The District qualifies for financial hardship pursuant to SFP Regulation Section 1859.81(c)(3). The District qualifies as a County Superintendent of Schools and has demonstrated it is financially unable to provide all or a part of the matching funds.

**SCHOOL DISTRICT DATA**

Application No: 50/73650-00-026  
 School District: Irvine Unified

County: Orange  
 School Name: Jeffrey Trail Middle

**PROJECT DATA**

Type of Project: Middle School  
                   K-6:  
                   7-8: 78  
                   9-12:  
           Non-Severe:  
           Severe:  
 Application Filing Basis: District Wide  
 Number of Classrooms: 6  
 Master Acres: 23.1  
 Existing Acres: 20  
 Proposed Acres:  
 Recommended Acres: 23.1  
 Facility Hardship (a): No  
 Financial Hardship Requested: No  
 Alternative Education School: No  
 Addition to Existing Site: Yes

**ADJUSTED GRANT DATA**

New Construction Grant	\$	1,006,278.00
Fire Detection Alarm		1,560.00
Sprinkler System		18,954.00
Service Site		51,117.00
Utilities		149,746.00
Small Size Project		40,251.00
<b>Total State Share (50%)</b>		<u>1,267,906.00</u>
<b>District Share (50%)</b>		<u>1,267,906.00</u>
<b>Total Project Cost</b>	<b>\$</b>	<b><u><u>2,535,812.00</u></u></b>

**PROJECT FINANCING**

State Share  
 This Project \$ 1,267,906.00  
District Share  
 Cash Contribution 1,267,906.00  
 Financial Hardship  
 Total Project Cost \$ 2,535,812.00

**HISTORY OF PROJECT COST AND APPORTIONMENT**

	Fund Code	Proposition	Previously Authorized	Authorized This Action	Unfunded Approval This Action
<u>State Share</u>					
New Construction/Add. Grant	951-500	51	\$	\$ 1,267,906.00	\$ 1,267,906.00
<u>District Share</u>					
Cash Contribution				<u>1,267,906.00</u>	
<b>Total</b>			<b>\$</b>	<b><u><u>2,535,812.00</u></u></b>	<b><u><u>1,267,906.00</u></u></b>

**Funding Source: Proposition 51 Bonds/2016-Nov.**

Pursuant to the Board's action on March 11, 2009, this application has been approved and placed on the Unfunded List (Lack of AB 55 Loans). This approval does not constitute a guarantee or commitment of future State funding.

The District shall ensure that it is in compliance with all applicable laws, regulations and certifications it made on the program forms.

Based on the Board's action on June 5, 2017, this project is subject to the Grant Agreement submittal pursuant to School Facility Program Regulation Section 1859.90.4.

The District is responsible for ensuring that the project is compliant with all Prevailing Wage Monitoring and/or Labor Compliance Program requirements at the time construction contracts were executed and/or construction commenced.

**SCHOOL DISTRICT DATA**

Application No: 50/73650-00-027  
 School District: Irvine Unified

County: Orange  
 School Name: Cypress Village Elementary

**PROJECT DATA**

Type of Project: Elementary School  
                     K-6: 79  
                     7-8:  
                     9-12:  
                     Non-Severe:  
                     Severe:  
 Application Filing Basis: District Wide  
 Number of Classrooms: 4  
 Master Acres: 14.7  
 Existing Acres: 10.21  
 Proposed Acres:  
 Recommended Acres: 13.1  
 Facility Hardship (a): No  
 Financial Hardship Requested: No  
 Alternative Education School: No  
 Addition to Existing Site: Yes

**ADJUSTED GRANT DATA**

New Construction Grant	\$	963,563.00
Fire Detection Alarm		1,185.00
Sprinkler System		16,195.00
Prevailing Wage Monitoring		1,424.00
Service Site		42,517.00
Small Size Project		115,628.00
<b>Total State Share (50%)</b>		<u>1,140,512.00</u>
<b>District Share (50%)</b>		<u>1,140,512.00</u>
<b>Total Project Cost</b>	<b>\$</b>	<b><u><u>2,281,024.00</u></u></b>

**PROJECT FINANCING**

State Share  
 This Project \$ 1,140,512.00  
District Share  
 Cash Contribution 1,140,512.00  
 Financial Hardship  
 Total Project Cost \$ 2,281,024.00

**HISTORY OF PROJECT COST AND APPORTIONMENT**

	Fund Code	Proposition	Previously Authorized	Authorized This Action	Unfunded Approval This Action
<u>State Share</u>					
New Construction/Add. Grant	951-500	51	\$	\$ 1,140,512.00	\$ 1,140,512.00
<u>District Share</u>					
Cash Contribution				<u>1,140,512.00</u>	
<b>Total</b>			<b>\$</b>	<b><u><u>2,281,024.00</u></u></b>	<b><u><u>1,140,512.00</u></u></b>

**Funding Source: Proposition 51 Bonds/2016-Nov.**

Pursuant to the Board's action on March 11, 2009, this application has been approved and placed on the Unfunded List (Lack of AB 55 Loans). This approval does not constitute a guarantee or commitment of future State funding.

The District shall ensure that it is in compliance with all applicable laws, regulations and certifications it made on the program forms.

Based on the Board's action on June 5, 2017, this project is subject to the Grant Agreement submittal pursuant to School Facility Program Regulation Section 1859.90.4.

The District is responsible for ensuring that the project is compliant with Prevailing Wage Monitoring and/or Labor Compliance Program requirements at the time construction contracts are executed and/or construction commenced.

**SCHOOL DISTRICT DATA**

<b>Application No:</b> 57/76505-00-041 <b>School District:</b> Twin Rivers Unified	<b>County:</b> Sacramento <b>School Name:</b> Del Paso Heights Elementary
---	--

**PROJECT DATA**

<b>Type of Project:</b> Elementary School <b>Pupils Assigned Under 50 Yrs:</b> <b>K-6:</b> 50 <b>7-8:</b> <b>9-12:</b> <b>Non-Severe:</b> <b>Severe:</b>	<b>Application Filing Basis:</b> Site Specific  <b>Financial Hardship Requested:</b> No <b>Alternative Education School:</b> No  <b>Recommended Acres:</b> 9.5 <b>Existing Acres:</b> 4.56
--	--

**ADJUSTED GRANT DATA**

Modernization Grant - Under 50 Yrs	\$ 232,200.00
Fire Detection Alarm	7,550.00
Small Size Project	27,864.00
Urban/Security/Impacted Site	49,402.00
Accessibility/Fire Code Req.	6,966.00
<b>Total State Share (60%)</b>	<b>323,982.00</b>
<b>District Share (40%)</b>	<b>215,988.00</b>
<b>Total Project Cost</b>	<b>\$ 539,970.00</b>

**PROJECT FINANCING**

<u>State Share</u>	
This Project	\$ 323,982.00
<u>District Share</u>	
Cash Contribution	215,988.00
<b>Total Project Cost</b>	<b>\$ 539,970.00</b>

**HISTORY OF PROJECT COST AND APPORTIONMENT**

	Fund Code	Proposition	Previously Authorized	Authorized This Action	Unfunded Approval This Action
<u>State Share</u>					
Modernization/Additional Grant	951-570	51	\$	\$ 323,982.00	\$ 323,982.00
<u>District Share</u>					
Cash Contribution				215,988.00	
<b>Total</b>			<b>\$</b>	<b>\$ 539,970.00</b>	<b>\$ 323,982.00</b>

**Funding Source: Proposition 51 Bonds/2016-Nov.**

Pursuant to the Board's action on March 11, 2009, this application has been approved and placed on the Unfunded List (Lack of AB 55 Loans). This approval does not constitute a guarantee or commitment of future State funding.

The District shall ensure that it is in compliance with all applicable laws, regulations and certifications it made on the program forms.

Based on the Board's action on June 5, 2017, this project is subject to the Grant Agreement submittal pursuant to School Facility Program Regulation Section 1859.90.4.

The District is responsible for ensuring that the project is compliant with Prevailing Wage Monitoring and/or Labor Compliance Program requirements at the time construction contracts are executed and/or construction commenced.

**SCHOOL DISTRICT DATA**

<b>Application No:</b> 57/62117-00-048	<b>County:</b> Fresno
<b>School District:</b> Clovis Unified	<b>School Name:</b> Kastner Intermediate

**PROJECT DATA**

<b>Type of Project:</b> Middle School	<b>Application Filing Basis:</b> Site Specific
<b>Pupils Assigned Under 50 Yrs:</b>	
<b>K-6:</b>	
<b>7-8:</b> 244	
<b>9-12:</b>	
<b>Non-Severe:</b>	
<b>Severe:</b>	
<b>Financial Hardship Requested:</b> No	<b>Recommended Acres:</b> 23.1
<b>Alternative Education School:</b> No	<b>Existing Acres:</b> 45

**ADJUSTED GRANT DATA**

Modernization Grant - Under 50 Yrs	\$ 1,198,528.00
Fire Detection Alarm	36,844.00
Accessibility/Fire Code Req.	35,956.00
<b>Total State Share (60%)</b>	<u>1,271,328.00</u>
<b>District Share (40%)</b>	<u>847,552.00</u>
<b>Total Project Cost</b>	<b>\$ <u>2,118,880.00</u></b>

**PROJECT FINANCING**

<b>State Share</b>	
<b>This Project</b>	\$ 1,271,328.00
<b>District Share</b>	
<b>Cash Contribution</b>	847,552.00
<b>Financial Hardship</b>	
<b>Total Project Cost</b>	<b>\$ <u>2,118,880.00</u></b>

**HISTORY OF PROJECT COST AND APPORTIONMENT**

	Fund Code	Proposition	Previously Authorized	Authorized This Action	Unfunded Approval This Action
<b>State Share</b>					
Modernization/Additional Grant	951-570	51	\$	\$ 1,271,328.00	\$ 1,271,328.00
<b>District Share</b>					
Cash Contribution				847,552.00	
<b>Total</b>			<b>\$</b>	<b>\$ <u>2,118,880.00</u></b>	<b>\$ <u>1,271,328.00</u></b>

**Funding Source: Proposition 51 Bonds/2016-Nov.**

Pursuant to the Board's action on March 11, 2009, this application has been approved and placed on the Unfunded List (Lack of AB 55 Loans). This approval does not constitute a guarantee or commitment of future State funding.

The District shall ensure that it is in compliance with all applicable laws, regulations and certifications it made on the program forms.

Based on the Board's action on June 5, 2017, this project is subject to the Grant Agreement submittal pursuant to School Facility Program Regulation Section 1859.90.4.

The District is responsible for ensuring the project is compliant with all Prevailing Wage Monitoring and/or Labor Compliance Program requirements at the time construction contracts were executed and/or construction commenced.



**SCHOOL DISTRICT DATA**

Application No: 57/64444-00-012 County: Los Angeles  
 School District: Culver City Unified School Name: Culver City Middle

**PROJECT DATA**

Type of Project: Middle School Application Filing Basis: Site Specific  
 Pupils Assigned Over 50 Years: K-6:  
 7-8:  
 9-12:  
 Non-Severe:  
 Severe: 25  
 Financial Hardship Requested: No Recommended Acres: 22.8  
 Alternative Education School: No Existing Acres: 20

**ADJUSTED GRANT DATA**

Modernization Grant - Over 50 Yrs	\$ 514,125.00
Prevailing Wage Monitoring	980.00
Accessibility/Fire Code Req.	15,424.00
Two Stop Elevators	124,080.00
Total State Share (60%)	654,609.00
District Share (40%)	436,406.00
Total Project Cost	<u>\$ 1,091,015.00</u>

**PROJECT FINANCING**

<u>State Share</u>	
This Project	\$ 654,609.00
<u>District Share</u>	
Cash Contribution	436,406.00
Financial Hardship	
Total Project Cost	<u>\$ 1,091,015.00</u>

**HISTORY OF PROJECT COST AND APPORTIONMENT**

	Fund Code	Proposition	Previously Authorized	Authorized This Action	Unfunded Approval This Action
<u>State Share</u>					
Modernization/Additional Grant	951-570	51	\$	\$ 654,609.00	\$ 654,609.00
<u>District Share</u>					
Cash Contribution				436,406.00	
Total			\$	\$ 1,091,015.00	\$ 654,609.00

**Funding Source: Proposition 51 Bonds/2016-Nov.**

Pursuant to the Board's action on March 11, 2009, this application has been approved and placed on the Unfunded List (Lack of AB 55 Loans). This approval does not constitute a guarantee or commitment of future State funding.

The District shall ensure that it is in compliance with all applicable laws, regulations and certifications it made on the program forms.

The District is responsible for ensuring that the project is compliant with Prevailing Wage Monitoring and/or Labor Compliance Program requirements at the time construction contracts are executed and/or construction commenced.

Based on the Board's action on June 5, 2017, this project is subject to the Grant Agreement submittal pursuant to School Facility Program Regulation Section 1859.90.4.

**SCHOOL DISTRICT DATA**

Application No: 50/64451-00-012  
 School District: Downey Unified

County: Los Angeles  
 School Name: Warren High

**PROJECT DATA**

Type of Project: High School  
                   K-6:  
                   7-8:  
                   9-12: 12  
 Non-Severe:  
                   Severe:  
 Application Filing Basis: District Wide  
 Number of Classrooms: 2  
 Master Acres: 79.7  
 Existing Acres: 40  
 Proposed Acres:  
 Recommended Acres: 79.7  
 Facility Hardship (a): No  
 Financial Hardship Requested: No  
 Alternative Education School: No  
 Addition to Existing Site: Yes

**ADJUSTED GRANT DATA**

New Construction Grant	\$	196,980.00
Fire Detection Alarm		396.00
Small Size Project		23,638.00
<b>Total State Share (50%)</b>		<b>221,014.00</b>
<b>District Share (50%)</b>		<b>221,014.00</b>
<b>Total Project Cost</b>	<b>\$</b>	<b>442,028.00</b>

**PROJECT FINANCING**

<u>State Share</u>	
This Project	\$ 221,014.00
<u>District Share</u>	
Cash Contribution	221,014.00
Financial Hardship	
<b>Total Project Cost</b>	<b>\$ 442,028.00</b>

**HISTORY OF PROJECT COST AND APPORTIONMENT**

	Fund Code	Proposition	Previously Authorized	Authorized This Action		Unfunded Approval This Action
<u>State Share</u>						
New Construction/Add. Grant	951-500	51	\$	\$ 221,014.00	\$	221,014.00
<u>District Share</u>						
Cash Contribution				221,014.00		
<b>Total</b>			<b>\$</b>	<b>\$ 442,028.00</b>	<b>\$</b>	<b>221,014.00</b>

**Funding Source: Proposition 51 Bonds/2016-Nov.**

Pursuant to the Board's action on March 11, 2009, this application has been approved and placed on the Unfunded List (Lack of AB 55 Loans). This approval does not constitute a guarantee or commitment of future State funding.

The District shall ensure that it is in compliance with all applicable laws, regulations and certifications it made on the program forms.

Based on the Board's action on June 5, 2017, this project is subject to the Grant Agreement submittal pursuant to School Facility Program Regulation Section 1859.90.4.

The District is responsible for ensuring that the project is compliant with Prevailing Wage Monitoring and/or Labor Compliance Program requirements at the time construction contracts are executed and/or construction commenced.

**SCHOOL DISTRICT DATA**

Application No: 50/62166-08-001  
 School District: Fresno Unified

County: Fresno  
 School Name: Baird Middle

**PROJECT DATA**

Type of Project: Middle School  
                   K-6:  
                   7-8: 106  
                   9-12:  
           Non-Severe:  
           Severe:  
 Application Filing Basis: District Wide  
 Number of Classrooms: 2  
 Master Acres: 11.9  
 Existing Acres: 9.79  
 Proposed Acres:  
 Recommended Acres: 11.9  
 Facility Hardship (a): No  
 Financial Hardship Requested: No  
 Alternative Education School: No  
 Addition to Existing Site: Yes

**ADJUSTED GRANT DATA**

New Construction Grant	\$	1,367,506.00
Fire Detection Alarm		2,120.00
Prevailing Wage Monitoring		2,069.00
Service Site		52,996.00
Utilities		177,970.00
Small Size Project		54,700.00
<b>Total State Share (50%)</b>		<b>1,657,361.00</b>
<b>District Share (50%)</b>		<b>1,657,361.00</b>
<b>Total Project Cost</b>	<b>\$</b>	<b>3,314,722.00</b>

**PROJECT FINANCING**

State Share  
 This Project \$ 1,657,361.00  
District Share  
 Cash Contribution 1,657,361.00  
 Financial Hardship  
 Total Project Cost \$ 3,314,722.00

**HISTORY OF PROJECT COST AND APPORTIONMENT**

	Fund Code	Proposition	Previously Authorized	Authorized This Action	Unfunded Approval This Action
<u>State Share</u>					
New Construction/Add. Grant	951-500	51	\$	\$ 1,657,361.00	\$ 1,657,361.00
<u>District Share</u>					
Cash Contribution				1,657,361.00	
<b>Total</b>			<b>\$</b>	<b>\$ 3,314,722.00</b>	<b>\$ 1,657,361.00</b>

**Funding Source: Proposition 51 Bonds/2016-Nov.**

Pursuant to the Board's action on March 11, 2009, this application has been approved and placed on the Unfunded List (Lack of AB 55 Loans). This approval does not constitute a guarantee or commitment of future State funding.

The District shall ensure that it is in compliance with all applicable laws, regulations and certifications it made on the program forms.

This project is a Use of Grants under Regulation Section 1859.77.3(a).

Based on the Board's action on June 5, 2017, this project is subject to the Grant Agreement submittal pursuant to School Facility Program Regulation Section 1859.90.4.

The District is responsible to ensure that the project is compliant with all Prevailing Wage Monitoring and/or Labor Compliance Program requirements at the time construction contracts are executed and/or construction commenced.

**SCHOOL DISTRICT DATA**

**Application No:** 50/65771-00-017  
**School District:** Merced City Elementary

**County:** Merced  
**School Name:** Charles Wright Elementary

**PROJECT DATA**

**Type of Project:** Elementary School  
                                     **K-6:** 15  
                                     **7-8:**  
                                     **9-12:**  
                                     **Non-Severe:**  
                                     **Severe:**

**Application Filing Basis:** District Wide  
**Number of Classrooms:** 1  
**Master Acres:** 9.9  
**Existing Acres:** 6  
**Proposed Acres:**  
**Recommended Acres:** 10.2  
**Facility Hardship (a):** No  
**Financial Hardship Requested:** No  
**Alternative Education School:** No  
**Addition to Existing Site:** Yes

**ADJUSTED GRANT DATA**

<b>New Construction Grant</b>	<b>\$</b>	182,955.00
<b>Fire Detection Alarm</b>		225.00
<b>Total State Share (50%)</b>		<u>183,180.00</u>
<b>District Share (50%)</b>		<u>183,180.00</u>
<b>Total Project Cost</b>	<b>\$</b>	<b><u><u>366,360.00</u></u></b>

**PROJECT FINANCING**

**State Share**  
**This Project**                     **\$**       183,180.00

**District Share**  
**Cash Contribution**               183,180.00  
**Financial Hardship**  
**Total Project Cost**             **\$**       366,360.00

**HISTORY OF PROJECT COST AND APPORTIONMENT**

	Fund Code	Proposition	Previously Authorized	Authorized This Action	Unfunded Approval This Action
<b>State Share</b>					
<b>New Construction/Add. Grant</b>	951-500	51	\$	\$ 183,180.00	\$ 183,180.00
<b>District Share</b>					
<b>Cash Contribution</b>				<u>183,180.00</u>	
<b>Total</b>			<b>\$</b>	<b><u><u>366,360.00</u></u></b>	<b>\$</b> <u><u>183,180.00</u></u>

**Funding Source: Proposition 51 Bonds/2016-Nov.**

Pursuant to the Board's action on March 11, 2009, this application has been approved and placed on the Unfunded List (Lack of AB 55 Loans). This approval does not constitute a guarantee or commitment of future State funding.

The District shall ensure that it is in compliance with all applicable laws, regulations and certifications it made on the program forms.

Based on the Board's action on June 5, 2017, this project is subject to the Grant Agreement submittal pursuant to School Facility Program Regulation Section 1859.90.4.

The District is responsible for ensuring that the project is compliant with all Prevailing Wage Monitoring and/or Labor Compliance Program requirements at the time construction contracts were executed and/or construction commenced.

**SCHOOL DISTRICT DATA**

**Application No:** 50/65771-00-018  
**School District:** Merced City Elementary

**County:** Merced  
**School Name:** John Muir Elementary

**PROJECT DATA**

**Type of Project:** Elementary School  
**K-6:** 12  
**7-8:**  
**9-12:**  
**Non-Severe:**  
**Severe:**  
**Application Filing Basis:** District Wide  
**Number of Classrooms:** 1  
**Master Acres:** 12.1  
**Existing Acres:** 6.5  
**Proposed Acres:**  
**Recommended Acres:** 10.2  
**Facility Hardship (a):** No  
**Financial Hardship Requested:** No  
**Alternative Education School:** No  
**Addition to Existing Site:** Yes

**ADJUSTED GRANT DATA**

<b>New Construction Grant</b>	<b>\$</b>	146,364.00
<b>Fire Detection Alarm</b>		180.00
<b>Service Site</b>		118,456.00
<b>Small Size Project</b>		17,564.00
<b>Total State Share (50%)</b>		<u>282,564.00</u>
<b>District Share (50%)</b>		<u>282,564.00</u>
<b>Total Project Cost</b>	<b>\$</b>	<b><u>565,128.00</u></b>

**PROJECT FINANCING**

<u>State Share</u>	
<b>This Project</b>	<b>\$ 282,564.00</b>
<u>District Share</u>	
<b>Cash Contribution</b>	282,564.00
<b>Financial Hardship</b>	
<b>Total Project Cost</b>	<b>\$ <u>565,128.00</u></b>

**HISTORY OF PROJECT COST AND APPORTIONMENT**

	Fund Code	Proposition	Previously Authorized	Authorized This Action	Unfunded Approval This Action
<u>State Share</u>					
<b>New Construction/Add. Grant</b>	<b>951-500</b>	<b>51</b>	<b>\$</b>	<b>\$ 282,564.00</b>	<b>\$ 282,564.00</b>
<u>District Share</u>					
<b>Cash Contribution</b>				<u>282,564.00</u>	
<b>Total</b>			<b>\$</b>	<b>\$ <u>565,128.00</u></b>	<b>\$ <u>282,564.00</u></b>

**Funding Source: Proposition 51 Bonds/2016-Nov.**

Pursuant to the Board's action on March 11, 2009, this application has been approved and placed on the Unfunded List (Lack of AB 55 Loans). This approval does not constitute a guarantee or commitment of future State funding.

The District shall ensure that it is in compliance with all applicable laws, regulations and certifications it made on the program forms.

Based on the Board's action on June 5, 2017, this project is subject to the Grant Agreement submittal pursuant to School Facility Program Regulation Section 1859.90.4.

The District is responsible for ensuring that the project is compliant with all Prevailing Wage Monitoring and/or Labor Compliance Program requirements at the time construction contracts were executed and/or construction commenced.

**SCHOOL DISTRICT DATA**

**Application No:** 50/65771-00-019  
**School District:** Merced City Elementary

**County:** Merced  
**School Name:** Burbank Elementary

**PROJECT DATA**

**Type of Project:** Elementary School  
                           **K-6:** 26  
                           **7-8:**  
                           **9-12:**  
**Non-Severe:**  
**Severe:**

**Application Filing Basis:** District Wide  
**Number of Classrooms:** 3  
**Master Acres:** 12.4  
**Existing Acres:** 8.4  
**Proposed Acres:**  
**Recommended Acres:** 11.5  
**Facility Hardship (a):** No  
**Financial Hardship Requested:** No  
**Alternative Education School:** No  
**Addition to Existing Site:** Yes

**ADJUSTED GRANT DATA**

<b>New Construction Grant</b>	<b>\$</b>	317,122.00
<b>Fire Detection Alarm</b>		390.00
<b>Small Size Project</b>		38,055.00
<b>Total State Share (50%)</b>		355,567.00
<b>District Share (50%)</b>		355,567.00
<b>Total Project Cost</b>	<b>\$</b>	<b>711,134.00</b>

**PROJECT FINANCING**

**State Share**  
**This Project**                   **\$**     355,567.00  
**District Share**  
**Cash Contribution**                 355,567.00  
**Financial Hardship**  
**Total Project Cost**               **\$**     711,134.00

**HISTORY OF PROJECT COST AND APPORTIONMENT**

	Fund Code	Proposition	Previously Authorized	Authorized This Action		Unfunded Approval This Action
<u><b>State Share</b></u>						
<b>New Construction/Add. Grant</b>	951-500	51	\$	\$ 355,567.00	\$	355,567.00
<u><b>District Share</b></u>						
<b>Cash Contribution</b>				355,567.00		
<b>Total</b>			<b>\$</b>	<b>\$ 711,134.00</b>	<b>\$</b>	<b>355,567.00</b>

**Funding Source: Proposition 51 Bonds/2016-Nov.**

Pursuant to the Board's action on March 11, 2009, this application has been approved and placed on the Unfunded List (Lack of AB 55 Loans). This approval does not constitute a guarantee or commitment of future State funding.

The District shall ensure that it is in compliance with all applicable laws, regulations and certifications it made on the program forms.

Based on the Board's action on June 5, 2017, this project is subject to the Grant Agreement submittal pursuant to School Facility Program Regulation Section 1859.90.4.

The District is responsible for ensuring that the project is compliant with all Prevailing Wage Monitoring and/or Labor Compliance Program requirements at the time construction contracts were executed and/or construction commenced.

**SCHOOL DISTRICT DATA**

**Application No:** 50/65771-00-020  
**School District:** Merced City Elementary

**County:** Merced  
**School Name:** Rivera Elementary

**PROJECT DATA**

**Type of Project:** Elementary School  
                                     **K-6:** 450  
                                     **7-8:**  
                                     **9-12:**  
                                     **Non-Severe:**  
                                     **Severe:**  
**Application Filing Basis:** District Wide  
**Number of Classrooms:** 18  
**Master Acres:** 23.8  
**Existing Acres:** 25.8  
**Proposed Acres:**  
**Recommended Acres:** 23.8  
**Facility Hardship (a):** No  
**Financial Hardship Requested:** No  
**Alternative Education School:** No  
**Addition to Existing Site:** Yes

**ADJUSTED GRANT DATA**

<b>New Construction Grant</b>	<b>\$</b>	5,488,650.00
<b>Fire Detection Alarm</b>		6,750.00
<b>Sprinkler System</b>		92,250.00
<b>Service Site</b>		245,607.00
<b>Off-Site</b>		11,515.00
<b>Utilities</b>		107,295.00
<b>Total State Share (50%)</b>		5,952,067.00
<b>District Share (50%)</b>		5,952,067.00
<b>Total Project Cost</b>	<b>\$</b>	<b>11,904,134.00</b>

**PROJECT FINANCING**

**State Share**  
**This Project**                     **\$**     5,952,067.00  
**District Share**  
**Cash Contribution**                     5,952,067.00  
**Financial Hardship**  
**Total Project Cost**                     **\$**     **11,904,134.00**

**HISTORY OF PROJECT COST AND APPORTIONMENT**

	Fund Code	Proposition	Previously Authorized	Authorized This Action	Unfunded Approval This Action
<u><b>State Share</b></u>					
<b>New Construction/Add. Grant</b>	951-500	51	\$	\$ 5,952,067.00	\$ 5,952,067.00
<u><b>District Share</b></u>					
<b>Cash Contribution</b>				5,952,067.00	
<b>Total</b>			<b>\$</b>	<b>\$ 11,904,134.00</b>	<b>\$ 5,952,067.00</b>

**Funding Source: Proposition 51 Bonds/2016-Nov.**

Pursuant to the Board's action on March 11, 2009, this application has been approved and placed on the Unfunded List (Lack of AB 55 Loans). This approval does not constitute a guarantee or commitment of future State funding.

The District shall ensure that it is in compliance with all applicable laws, regulations and certifications it made on the program forms.

Based on the Board's action on June 5, 2017, this project is subject to the Grant Agreement submittal pursuant to School Facility Program Regulation Section 1859.90.4.

The District is responsible for ensuring that the project is compliant with all Prevailing Wage Monitoring and/or Labor Compliance Program requirements at the time construction contracts were executed and/or construction commenced.

**SCHOOL DISTRICT DATA**

Application No: 50/62414-00-015  
 School District: Sanger Unified

County: Fresno  
 School Name: Sanger High

**PROJECT DATA**

Type of Project: High School  
                   K-6: 70  
                   7-8:  
                   9-12:  
 Non-Severe:  
                   Severe:  
 Application Filing Basis: District Wide  
 Number of Classrooms: 9  
 Master Acres: 64.4  
 Existing Acres: 60  
 Proposed Acres:  
 Recommended Acres: 64.4  
 Facility Hardship (a): No  
 Financial Hardship Requested: No  
 Alternative Education School: No  
 Addition to Existing Site: Yes

**ADJUSTED GRANT DATA**

New Construction Grant	\$	853,790.00
Fire Detection Alarm		1,050.00
<b>Total State Share (50%)</b>		<b>854,840.00</b>
<b>District Share (50%)</b>		<b>854,840.00</b>
<b>Total Project Cost</b>	<b>\$</b>	<b>1,709,680.00</b>

**PROJECT FINANCING**

State Share  
 This Project                   \$       854,840.00  
District Share  
 Cash Contribution               854,840.00  
 Financial Hardship  
 Total Project Cost               \$       1,709,680.00

**HISTORY OF PROJECT COST AND APPORTIONMENT**

	Fund Code	Proposition	Previously Authorized	Authorized This Action		Unfunded Approval This Action
<u>State Share</u>						
New Construction/Add. Grant	951-500	51	\$	\$ 854,840.00	\$	854,840.00
<u>District Share</u>						
Cash Contribution				854,840.00		
<b>Total</b>			<b>\$</b>	<b>\$ 1,709,680.00</b>	<b>\$</b>	<b>854,840.00</b>

**Funding Source: Proposition 51 Bonds/2016-Nov.**

Pursuant to the Board's action on March 11, 2009, this application has been approved and placed on the Unfunded List (Lack of AB 55 Loans). This approval does not constitute a guarantee or commitment of future State funding.

The District shall ensure that it is in compliance with all applicable laws, regulations and certifications it made on the program forms.

This project is a Use of Grants under Regulation Section 1859.77.3(a).

Based on the Board's action on June 5, 2017, this project is subject to the Grant Agreement submittal pursuant to School Facility Program Regulation Section 1859.90.4.

The District is responsible for ensuring that the project is compliant with Prevailing Wage Monitoring and/or Labor Compliance Program requirements at the time construction contracts are executed and/or construction commenced.



**SCHOOL DISTRICT DATA**

**Application No:** 50/63073-00-001  
**School District:** Brawley Elementary

**County:** Imperial  
**School Name:** Worth (Barbara) Junior High

**PROJECT DATA**

**Type of Project:** Middle School  
**K-6:**  
**7-8:** 150  
**9-12:**  
**Non-Severe:**  
**Severe:**  
**Application Filing Basis:** District Wide  
**Number of Classrooms:** 3  
**Master Acres:** 15  
**Existing Acres:** 11.44  
**Proposed Acres:**  
**Recommended Acres:** 15  
**Facility Hardship (a):** No  
**Financial Hardship Requested:** No  
**Alternative Education School:** No  
**Addition to Existing Site:** Yes

**ADJUSTED GRANT DATA**

<b>New Construction Grant</b>	<b>\$</b>	1,935,150.00
<b>Fire Detection Alarm</b>		3,000.00
<b>Service Site</b>		113,136.00
<b>Utilities</b>		11,897.00
<b>Geographic Index Factor</b>	5 %	100,778.00
<b>Small Size Project</b>		77,406.00
<b>Total State Share (50%)</b>		2,241,367.00
<b>District Share (50%)</b>		2,241,367.00
<b>Total Project Cost</b>	<b>\$</b>	<b>4,482,734.00</b>

**PROJECT FINANCING**

**State Share**  
**This Project** \$ 2,241,367.00  
**District Share**  
**Cash Contribution** 2,241,367.00  
**Financial Hardship**  
**Total Project Cost** \$ 4,482,734.00

**HISTORY OF PROJECT COST AND APPORTIONMENT**

	Fund Code	Proposition	Previously Authorized	Authorized This Action	Unfunded Approval This Action
<b>State Share</b>					
<b>New Construction/Add. Grant</b>	951-500	51	\$	\$ 2,241,367.00	\$ 2,241,367.00
<b>District Share</b>					
<b>Cash Contribution</b>				2,241,367.00	
<b>Total</b>			<b>\$</b>	<b>4,482,734.00</b>	<b>\$ 2,241,367.00</b>

**Funding Source: Proposition 51 Bonds/2016-Nov.**

Pursuant to the Board's action on March 11, 2009, this application has been approved and placed on the Unfunded List (Lack of AB 55 Loans). This approval does not constitute a guarantee or commitment of future State funding.

The District shall ensure that it is in compliance with all applicable laws, regulations and certifications it made on the program forms.

This project is a Use of Grants under Regulation Section 1859.77.3(a).

Based on the Board's action on June 5, 2017, this project is subject to the Grant Agreement submittal pursuant to School Facility Program Regulation Section 1859.90.4.

The District is responsible for ensuring that the project is compliant with all Prevailing Wage Monitoring and/or Labor Compliance Program requirements at the time construction contracts were executed and/or construction commenced.

**SCHOOL DISTRICT DATA**

Application No: 50/65367-00-001  
 School District: Larkspur-Corte Madera

County: Marin  
 School Name: Cove

**PROJECT DATA**

Type of Project: Elementary School  
                     K-6: 89  
                     7-8:  
                     9-12:  
                     Non-Severe:  
                     Severe:  
 Application Filing Basis: District Wide  
 Number of Classrooms: 4  
 Master Acres: 7.6  
 Existing Acres: 10  
 Proposed Acres:  
 Recommended Acres: 7.3  
 Facility Hardship (a): No  
 Financial Hardship Requested: No  
 Alternative Education School: No  
 Addition to Existing Site: Yes

**ADJUSTED GRANT DATA**

New Construction Grant	\$	1,085,533.00
Project Assistance		7,460.00
Fire Detection Alarm		1,335.00
Sprinkler System		18,245.00
Service Site		75,620.00
Utilities		12,621.00
Small Size Project		130,264.00
<b>Total State Share (50%)</b>		<b>1,331,078.00</b>
<b>District Share (50%)</b>		<b>1,331,078.00</b>
<b>Total Project Cost</b>	<b>\$</b>	<b><u>2,662,156.00</u></b>

**PROJECT FINANCING**

State Share  
 This Project \$ 1,331,078.00  
District Share  
 Cash Contribution 1,331,078.00  
 Financial Hardship  
 Total Project Cost \$ 2,662,156.00

**HISTORY OF PROJECT COST AND APPORTIONMENT**

	Fund Code	Proposition	Previously Authorized	Authorized This Action	Unfunded Approval This Action
<u>State Share</u>					
New Construction/Add. Grant	951-500	51	\$	\$ 1,331,078.00	\$ 1,331,078.00
<u>District Share</u>					
Cash Contribution				1,331,078.00	
<b>Total</b>			<b>\$</b>	<b><u>2,662,156.00</u></b>	<b><u>1,331,078.00</u></b>

**Funding Source: Proposition 51 Bonds/2016-Nov.**

Pursuant to the Board's action on March 11, 2009, this application has been approved and placed on the Unfunded List (Lack of AB 55 Loans). This approval does not constitute a guarantee or commitment of future State funding.

The District shall ensure that it is in compliance with all applicable laws, regulations and certifications it made on the program forms.

Based on the Board's action on June 5, 2017, this project is subject to the Grant Agreement submittal pursuant to School Facility Program Regulation Section 1859.90.4.

The District is responsible for ensuring that the project is compliant with Prevailing Wage Monitoring and/or Labor Compliance Program requirements at the time construction contracts are executed and/or construction commenced.

**SCHOOL DISTRICT DATA**

Application No: 57/64907-00-026	County: Los Angeles
School District: Pomona Unified	School Name: Lexington Elementary

**PROJECT DATA**

Type of Project: Elementary School Pupils Assigned Under 50 Yrs: <table border="0" style="margin-left: 20px;"> <tr><td>K-6:</td><td>162</td></tr> <tr><td>7-8:</td><td></td></tr> <tr><td>9-12:</td><td></td></tr> <tr><td>Non-Severe:</td><td></td></tr> <tr><td>Severe:</td><td></td></tr> </table> Financial Hardship Requested: No Alternative Education School: No	K-6:	162	7-8:		9-12:		Non-Severe:		Severe:		Application Filing Basis: Site Specific Pupils Assigned Over 50 Yrs: <table border="0" style="margin-left: 20px;"> <tr><td>K-6:</td><td>54</td></tr> <tr><td>7-8:</td><td></td></tr> <tr><td>9-12:</td><td></td></tr> <tr><td>Non-Severe:</td><td></td></tr> <tr><td>Severe:</td><td></td></tr> </table> Recommended Acres: 14 Existing Acres: 8.3	K-6:	54	7-8:		9-12:		Non-Severe:		Severe:	
K-6:	162																				
7-8:																					
9-12:																					
Non-Severe:																					
Severe:																					
K-6:	54																				
7-8:																					
9-12:																					
Non-Severe:																					
Severe:																					

**ADJUSTED GRANT DATA**

Modernization Grant - Under 50 Yrs	\$ 752,328.00
Modernization Grant - Over 50 Yrs	348,408.00
Fire Detection Alarm	32,616.00
Urban/Security/Impacted Site	167,676.00
Accessibility/Fire Code Req.	<u>33,022.00</u>
Total State Share (60%)	1,334,050.00
District Share (40%)	<u>889,367.00</u>
<b>Total Project Cost</b>	<b>\$ <u>2,223,417.00</u></b>

**PROJECT FINANCING**

<u>State Share</u>	
This Project	\$ 1,334,050.00
<u>District Share</u>	
Cash Contribution	889,367.00
Financial Hardship	
<b>Total Project Cost</b>	<b>\$ <u>2,223,417.00</u></b>

**HISTORY OF PROJECT COST AND APPORTIONMENT**

	Fund Code	Proposition	Previously Authorized	Authorized This Action	Unfunded Approval This Action
<u>State Share</u>					
Modernization/Additional Grant	951-570	51	\$	\$ 1,334,050.00	\$ 1,334,050.00
<u>District Share</u>					
Cash Contribution				<u>889,367.00</u>	
<b>Total</b>			<b>\$</b>	<b>\$ <u>2,223,417.00</u></b>	<b>\$ <u>1,334,050.00</u></b>

**Funding Source: Proposition 51 Bonds/2016-Nov.**

Pursuant to the Board's action on March 11, 2009, this application has been approved and placed on the Unfunded List (Lack of AB 55 Loans). This approval does not constitute a guarantee or commitment of future State funding.

The District shall ensure that it is in compliance with all applicable laws, regulations and certifications it made on the program forms.

The District is responsible for ensuring that the project is compliant with Prevailing Wage Monitoring and/or Labor Compliance Program requirements at the time construction contracts are executed and/or construction commenced.

Based on the Board's action on June 5, 2017, this project is subject to the Grant Agreement submittal pursuant to School Facility Program Regulation Section 1859.90.4.

**SCHOOL DISTRICT DATA**

<b>Application No:</b> 57/64907-00-027 <b>School District:</b> Pomona Unified	<b>County:</b> Los Angeles <b>School Name:</b> Philadelphia Elementary
--	---

**PROJECT DATA**

<b>Type of Project:</b> Elementary School <b>Pupils Assigned Under 50 Yrs:</b> <b>K-6:</b> 148 <b>7-8:</b> <b>9-12:</b> <b>Non-Severe:</b> <b>Severe:</b>  <b>Financial Hardship Requested:</b> No <b>Alternative Education School:</b> No	<b>Application Filing Basis:</b> Site Specific <b>Pupils Assigned Over 50 Yrs:</b> <b>K-6:</b> 68 <b>7-8:</b> <b>9-12:</b> <b>Non-Severe:</b> <b>Severe:</b>  <b>Recommended Acres:</b> 13.8 <b>Existing Acres:</b> 8.59
---	---

**ADJUSTED GRANT DATA**

Modernization Grant - Under 50 Yrs	\$ 687,312.00
Modernization Grant - Over 50 Yrs	438,736.00
Fire Detection Alarm	32,616.00
Prevailing Wage Monitoring	1,789.00
Accessibility/Fire Code Req.	33,781.00
<b>Total State Share (60%)</b>	<b>1,194,234.00</b>
<b>District Share (40%)</b>	<b>796,156.00</b>
<b>Total Project Cost</b>	<b>\$ 1,990,390.00</b>

**PROJECT FINANCING**

<u>State Share</u>	
This Project	\$ 1,194,234.00
<u>District Share</u>	
Cash Contribution	796,156.00
Financial Hardship	
<b>Total Project Cost</b>	<b>\$ 1,990,390.00</b>

**HISTORY OF PROJECT COST AND APPORTIONMENT**

	Fund Code	Proposition	Previously Authorized	Authorized This Action	Unfunded Approval This Action
<u>State Share</u>					
Modernization/Additional Grant	951-570	51	\$	\$ 1,194,234.00	\$ 1,194,234.00
<u>District Share</u>					
Cash Contribution				796,156.00	
<b>Total</b>			<b>\$</b>	<b>\$ 1,990,390.00</b>	<b>\$ 1,194,234.00</b>

**Funding Source: Proposition 51 Bonds/2016-Nov.**

Pursuant to the Board's action on March 11, 2009, this application has been approved and placed on the Unfunded List (Lack of AB 55 Loans). This approval does not constitute a guarantee or commitment of future State funding.

The District shall ensure that it is in compliance with all applicable laws, regulations and certifications it made on the program forms.

The District is responsible for ensuring that the project is compliant with Prevailing Wage Monitoring and/or Labor Compliance Program requirements at the time construction contracts are executed and/or construction commenced.

Based on the Board's action on June 5, 2017, this project is subject to the Grant Agreement submittal pursuant to School Facility Program Regulation Section 1859.90.4.

**SCHOOL DISTRICT DATA**

Application No: 50/61176-00-005  
 School District: Fremont Unified

County: Alameda  
 School Name: Azeveda (Joseph) Elementary

**PROJECT DATA**

Type of Project: Elementary School  
                     K-6: 100  
                     7-8:  
                     9-12:  
 Non-Severe:  
                     Severe:  
 Application Filing Basis: District Wide  
 Number of Classrooms: 4  
 Master Acres: 13.8  
 Existing Acres: 9.56  
 Proposed Acres:  
 Recommended Acres: 9.6  
 Facility Hardship (a): No  
 Financial Hardship Requested: No  
 Alternative Education School: No  
 Addition to Existing Site: No

**ADJUSTED GRANT DATA**

New Construction Grant	\$	1,219,700.00
Fire Detection Alarm		1,500.00
Service Site		60,309.00
Off-Site		17,850.00
Small Size Project		146,364.00
<b>Total State Share (50%)</b>		<u>1,445,723.00</u>
<b>District Share (50%)</b>		<u>1,445,723.00</u>
<b>Total Project Cost</b>	<b>\$</b>	<b><u>2,891,446.00</u></b>

**PROJECT FINANCING**

State Share  
 This Project \$ 1,445,723.00  
District Share  
 Cash Contribution 1,445,723.00  
 Financial Hardship  
 Total Project Cost \$ 2,891,446.00

**HISTORY OF PROJECT COST AND APPORTIONMENT**

	Fund Code	Proposition	Previously Authorized	Authorized This Action	Unfunded Approval This Action
<u>State Share</u>					
New Construction/Add. Grant	951-500	51	\$	\$ 1,445,723.00	\$ 1,445,723.00
<u>District Share</u>					
Cash Contribution				<u>1,445,723.00</u>	
<b>Total</b>			<b>\$</b>	<b><u>2,891,446.00</u></b>	<b><u>1,445,723.00</u></b>

**Funding Source: Proposition 51 Bonds/2016-Nov.**

Pursuant to the Board's action on March 11, 2009, this application has been approved and placed on the Unfunded List (Lack of AB 55 Loans). This approval does not constitute a guarantee or commitment of future State funding.

The District shall ensure that it is in compliance with all applicable laws, regulations and certifications it made on the program forms.

Based on the Board's action on June 5, 2017, this project is subject to the Grant Agreement submittal pursuant to School Facility Program Regulation Section 1859.90.4.

The District is responsible for ensuring that the project is compliant with Prevailing Wage Monitoring and/or Labor Compliance Program requirements at the time construction contracts are executed and/or construction commenced.

**SCHOOL DISTRICT DATA**

Application No: 50/61176-00-006  
 School District: Fremont Unified

County: Alameda  
 School Name: Mattos (John G.) Elementary

**PROJECT DATA**

Type of Project: Elementary School  
                             K-6: 100  
                             7-8:  
                             9-12:  
 Non-Severe:  
 Severe:  
 Application Filing Basis: District Wide  
 Number of Classrooms: 4  
 Master Acres: 13.1  
 Existing Acres: 10  
 Proposed Acres:  
 Recommended Acres: 9.6  
 Facility Hardship (a): No  
 Financial Hardship Requested: No  
 Alternative Education School: No  
 Addition to Existing Site: Yes

**ADJUSTED GRANT DATA**

New Construction Grant	\$	1,219,700.00
Fire Detection Alarm		1,500.00
Service Site		126,503.00
Small Size Project		146,364.00
<b>Total State Share (50%)</b>		<u>1,494,067.00</u>
<b>District Share (50%)</b>		<u>1,494,067.00</u>
<b>Total Project Cost</b>	<b>\$</b>	<b><u>2,988,134.00</u></b>

**PROJECT FINANCING**

State Share  
 This Project \$ 1,494,067.00  
District Share  
 Cash Contribution 1,494,067.00  
 Financial Hardship  
 Total Project Cost \$ 2,988,134.00

**HISTORY OF PROJECT COST AND APPORTIONMENT**

	Fund Code	Proposition	Previously Authorized	Authorized This Action	Unfunded Approval This Action
<u>State Share</u>					
New Construction/Add. Grant	951-500	51	\$	\$ 1,494,067.00	\$ 1,494,067.00
<u>District Share</u>					
Cash Contribution				<u>1,494,067.00</u>	
<b>Total</b>			<b>\$</b>	<b><u>2,988,134.00</u></b>	<b><u>1,494,067.00</u></b>

**Funding Source: Proposition 51 Bonds/2016-Nov.**

Pursuant to the Board's action on March 11, 2009, this application has been approved and placed on the Unfunded List (Lack of AB 55 Loans). This approval does not constitute a guarantee or commitment of future State funding.

The District shall ensure that it is in compliance with all applicable laws, regulations and certifications it made on the program forms.

Based on the Board's action on June 5, 2017, this project is subject to the Grant Agreement submittal pursuant to School Facility Program Regulation Section 1859.90.4.

The District is responsible for ensuring that the project is compliant with Prevailing Wage Monitoring and/or Labor Compliance Program requirements at the time construction contracts are executed and/or construction commenced.

**SCHOOL DISTRICT DATA**

**Application No:** 50/69310-00-006  
**School District:** Santa Maria Joint Union High

**County:** Santa Barbara  
**School Name:** Pioneer Valley High

**PROJECT DATA**

**Type of Project:** High School  
**K-6:**  
**7-8:**  
**9-12:** 108  
**Non-Severe:**  
**Severe:**  
**Application Filing Basis:** District Wide  
**Number of Classrooms:** 4  
**Master Acres:** 53.5  
**Existing Acres:** 53.5  
**Proposed Acres:** 53.5  
**Recommended Acres:** 60.8  
**Facility Hardship (a):** No  
**Financial Hardship Requested:** No  
**Alternative Education School:** No  
**Addition to Existing Site:** Yes

**ADJUSTED GRANT DATA**

<b>New Construction Grant</b>	<b>\$</b>	1,772,820.00
<b>Fire Detection Alarm</b>		3,564.00
<b>Sprinkler System</b>		27,324.00
<b>Service Site</b>		120,973.00
<b>Utilities</b>		2,531.00
<b>General Site</b>		1,129,774.50
<b>Total State Share (50%)</b>		3,056,986.50
<b>District Share (50%)</b>		3,056,986.50
<b>Total Project Cost</b>	<b>\$</b>	<b>6,113,973.00</b>

**PROJECT FINANCING**

**State Share**  
**This Project** \$ 3,056,986.50  
**District Share**  
**Cash Contribution** 3,056,986.50  
**Financial Hardship**  
**Total Project Cost** \$ 6,113,973.00

**HISTORY OF PROJECT COST AND APPORTIONMENT**

	Fund Code	Proposition	Previously Authorized	Authorized This Action	Unfunded Approval This Action
<b>State Share</b>					
<b>New Construction/Add. Grant</b>	951-500	51	\$	\$ 3,056,986.50	\$ 3,056,986.50
<b>District Share</b>					
<b>Cash Contribution</b>				3,056,986.50	
<b>Total</b>			<b>\$</b>	<b>\$ 6,113,973.00</b>	<b>\$ 3,056,986.50</b>

**Funding Source: Proposition 51 Bonds/2016-Nov.**

Pursuant to the Board's action on March 11, 2009, this application has been approved and placed on the Unfunded List (Lack of AB 55 Loans). This approval does not constitute a guarantee or commitment of future State funding.

The District shall ensure that it is in compliance with all applicable laws, regulations and certifications it made on the program forms.

Based on the Board's action on June 5, 2017, this project is subject to the Grant Agreement submittal pursuant to School Facility Program Regulation Section 1859.90.4.

The District is responsible for ensuring that the project is compliant with Prevailing Wage Monitoring and/or Labor Compliance Program requirements at the time construction contracts are executed and/or construction commenced.

**SCHOOL DISTRICT DATA**

**Application No:** 50/62117-00-021  
**School District:** Clovis Unified

**County:** Fresno  
**School Name:** Virginia Boris Elem. (aka Temperance Clinton)

**PROJECT DATA**

**Type of Project:** Elementary School  
                                   **K-6:** 675  
                                   **7-8:**  
                                   **9-12:**  
                   **Non-Severe:**  
                   **Severe:** 9  
**Application Filing Basis:** District Wide  
**Number of Classrooms:** 28  
**Master Acres:** 15  
**Existing Acres:**  
**Proposed Acres:** 20.86  
**Recommended Acres:** 13.5  
**Facility Hardship (a):** No  
**Financial Hardship Requested:** No  
**Alternative Education School:** No  
**Addition to Existing Site:** No  
**Core Facilities:** Multi-Purpose/Kitchen,  
                                   Library/Media Center,  
                                   Administration, Toilet

**ADJUSTED GRANT DATA**

<b>New Construction Grant</b>	<b>\$</b>	8,541,441.00
<b>Fire Detection Alarm</b>		10,674.00
<b>Sprinkler System</b>		144,189.00
<b>General Site</b>		673,014.00
<b>Site Acquisition</b>		1,519,622.00
<b>Service Site</b>		1,046,239.00
<b>Off-Site</b>		264,963.00
<b>Utilities</b>		25,139.00
<b>Total State Share (50%)</b>		12,225,281.00
<b>District Share (50%)</b>		12,225,281.00
<b>Total Project Cost</b>	<b>\$</b>	<b>24,450,562.00</b>

**PROJECT FINANCING**

<b>State Share</b>	
<b>This Project</b>	<b>\$ 12,225,281.00</b>
<b>District Share</b>	
<b>Cash Contribution</b>	12,225,281.00
<b>Financial Hardship</b>	
<b>Total Project Cost</b>	<b>\$ 24,450,562.00</b>

**HISTORY OF PROJECT COST AND APPORTIONMENT**

	Fund Code	Proposition		Previously Authorized	Authorized This Action	Unfunded Approval This Action
<b>State Share</b>						
<b>New Construction/Add. Grant</b>	951-500	51	\$			
<b>District Share</b>					\$ 12,225,281.00	\$ 12,225,281.00
<b>Cash Contribution</b>						
<b>Total</b>			\$	12,225,281.00	12,225,281.00	12,225,281.00
				<b>\$ 24,450,562.00</b>	<b>\$ 12,225,281.00</b>	<b>\$ 12,225,281.00</b>

**Funding Source: Proposition 51 Bonds/2016-Nov.**  
 Pursuant to the Board's action on March 11, 2009, this application has been approved and placed on the Unfunded List (Lack of AB 55 Loans). This approval does not constitute a guarantee or commitment of future State funding.

The District shall ensure that it is in compliance with all applicable laws, regulations and certifications it made on the program forms.

Based on the Board's action on June 5, 2017, this project is subject to the Grant Agreement submittal pursuant to School Facility Program Regulation Section 1859.90.4.

The District is responsible for ensuring that the project is compliant with Prevailing Wage Monitoring and/or Labor Compliance Program requirements at the time construction contracts are executed and/or construction commenced.



**SCHOOL DISTRICT DATA**

**Application No:** 50/66597-00-019  
**School District:** Newport-Mesa Unified

**County:** Orange  
**School Name:** Newport Harbor High

**PROJECT DATA**

**Type of Project:** High School  
**K-6:**  
**7-8:** 54  
**9-12:**  
**Non-Severe:**  
**Severe:**  
**Application Filing Basis:** District Wide  
**Number of Classrooms:** 2  
**Master Acres:** 63.3  
**Existing Acres:** 35.78  
**Proposed Acres:**  
**Recommended Acres:** 55.2  
**Facility Hardship (a):** No  
**Financial Hardship Requested:** No  
**Alternative Education School:** No  
**Addition to Existing Site:** Yes

**ADJUSTED GRANT DATA**

<b>New Construction Grant</b>	<b>\$</b>	696,654.00
<b>Fire Detection Alarm</b>		1,080.00
<b>Service Site</b>		889,783.00
<b>Utilities</b>		70,900.00
<b>Small Size Project</b>		83,598.00
<b>Total State Share (50%)</b>		1,742,015.00
<b>District Share (50%)</b>		1,742,015.00
<b>Total Project Cost</b>	<b>\$</b>	<b><u>3,484,030.00</u></b>

**PROJECT FINANCING**

**State Share**  
**This Project** \$ 1,742,015.00  
**District Share**  
**Cash Contribution** 1,742,015.00  
**Financial Hardship**  
**Total Project Cost** \$ 3,484,030.00

**HISTORY OF PROJECT COST AND APPORTIONMENT**

	Fund Code	Proposition	Previously Authorized	Authorized This Action	Unfunded Approval This Action
<b>State Share</b>					
<b>New Construction/Add. Grant</b>	951-500	51	\$	\$ 1,742,015.00	\$ 1,742,015.00
<b>District Share</b>					
<b>Cash Contribution</b>				1,742,015.00	
<b>Total</b>			<b>\$</b>	<b><u>3,484,030.00</u></b>	<b><u>1,742,015.00</u></b>

**Funding Source: Proposition 51 Bonds/2016-Nov.**

Pursuant to the Board's action on March 11, 2009, this application has been approved and placed on the Unfunded List (Lack of AB 55 Loans). This approval does not constitute a guarantee or commitment of future State funding.

The District shall ensure that it is in compliance with all applicable laws, regulations and certifications it made on the program forms.

Based on the Board's action on June 5, 2017, this project is subject to the Grant Agreement submittal pursuant to School Facility Program Regulation Section 1859.90.4.

This is a Use of Grants pursuant to SFP Regulation Section 1859.77.3(b).

The District is responsible for ensuring that the project is compliant with Prevailing Wage Monitoring and/or Labor Compliance Program requirements at the time construction contracts were executed and/or construction commenced.

**SCHOOL DISTRICT DATA**

<b>Application No:</b> 57/66597-00-036 <b>School District:</b> Newport-Mesa Unified	<b>County:</b> Orange <b>School Name:</b> Newport Harbor High
--	--

**PROJECT DATA**

<b>Type of Project:</b> High School <b>Pupils Assigned Under 50 Yrs:</b> <b>K-6:</b> <b>7-8:</b> <b>9-12:</b> <b>Non-Severe:</b> <b>Severe:</b> <b>Financial Hardship Requested:</b> No <b>Alternative Education School:</b> No	<b>Application Filing Basis:</b> Site Specific <b>Pupils Assigned Over 50 Yrs:</b> <b>K-6:</b> <b>7-8:</b> <b>9-12:</b> <b>Non-Severe:</b> <b>Severe:</b> 25 <b>Recommended Acres:</b> 55.2 <b>Existing Acres:</b> 35.78
---	--

**ADJUSTED GRANT DATA**

Modernization Grant - Over 50 Yrs	\$ 514,125.00
Fire Detection Alarm	10,375.00
Small Size Project	61,695.00
Accessibility/Fire Code Req.	15,424.00
Two Stop Elevators	124,080.00
Total State Share (60%)	725,699.00
District Share (40%)	483,799.00
<b>Total Project Cost</b>	<b>\$ 1,209,498.00</b>

**PROJECT FINANCING**

<u>State Share</u>	
This Project	\$ 725,699.00
<u>District Share</u>	
Cash Contribution	483,799.00
Financial Hardship	
<b>Total Project Cost</b>	<b>\$ 1,209,498.00</b>

**HISTORY OF PROJECT COST AND APPORTIONMENT**

	Fund Code	Proposition	Previously Authorized	Authorized This Action	Unfunded Approval This Action
<u>State Share</u>					
Modernization/Additional Grant	951-570	51	\$	\$ 725,699.00	\$ 725,699.00
<u>District Share</u>					
Cash Contribution				483,799.00	
<b>Total</b>			<b>\$</b>	<b>\$ 1,209,498.00</b>	<b>\$ 725,699.00</b>

**Funding Source: Proposition 51 Bonds/2016-Nov.**

Pursuant to the Board's action on March 11, 2009, this application has been approved and placed on the Unfunded List (Lack of AB 55 Loans). This approval does not constitute a guarantee or commitment of future State funding.

The District shall ensure that it is in compliance with all applicable laws, regulations and certifications it made on the program forms.

The District is responsible for ensuring that the project is compliant with Prevailing Wage Monitoring and/or Labor Compliance Program requirements at the time construction contracts are executed and/or construction commenced.

Based on the Board's action on June 5, 2017, this project is subject to the Grant Agreement submittal pursuant to School Facility Program Regulation Section 1859.90.4.

**SCHOOL DISTRICT DATA**

Application No: 57/63800-00-005 County: Kern  
 School District: Taft City Elementary School Name: Jefferson Elementary

**PROJECT DATA**

Type of Project: Elementary School Application Filing Basis: Site Specific  
 Pupils Assigned Under 50 Yrs: K-6: 229  
 7-8:  
 9-12:  
 Non-Severe:  
 Severe:  
 Financial Hardship Requested: No Recommended Acres: 4  
 Alternative Education School: No Existing Acres: 5.5

**ADJUSTED GRANT DATA**

Modernization Grant - Under 50 Yrs	\$ 1,063,476.00
Project Assistance	3,978.00
Fire Detection Alarm	34,579.00
Prevailing Wage Monitoring	1,701.00
Accessibility/Fire Code Req.	31,904.00
Total State Share (60%)	1,135,638.00
District Share (40%)	757,092.00
Total Project Cost	<u>\$ 1,892,730.00</u>

**PROJECT FINANCING**

<u>State Share</u>	
This Project	\$ 1,135,638.00
<u>District Share</u>	
Cash Contribution	757,092.00
Financial Hardship	
Total Project Cost	<u>\$ 1,892,730.00</u>

**HISTORY OF PROJECT COST AND APPORTIONMENT**

	Fund Code	Proposition	Previously Authorized	Authorized This Action	Unfunded Approval This Action
<u>State Share</u>					
Modernization/Additional Grant	951-570	51	\$	\$ 1,135,638.00	\$ 1,135,638.00
<u>District Share</u>					
Cash Contribution				757,092.00	
Total			<u>\$</u>	<u>\$ 1,892,730.00</u>	<u>\$ 1,135,638.00</u>

**Funding Source: Proposition 51 Bonds/2016-Nov.**

Pursuant to the Board's action on March 11, 2009, this application has been approved and placed on the Unfunded List (Lack of AB 55 Loans). This approval does not constitute a guarantee or commitment of future State funding.

The District shall ensure that it is in compliance with all applicable laws, regulations and certifications it made on the program forms.

Based on the Board's action on June 5, 2017, this project is subject to the Grant Agreement submittal pursuant to School Facility Program Regulation Section 1859.90.4.

The District is responsible for ensuring that the project is compliant with Prevailing Wage Monitoring and/or Labor Compliance Program requirements at the time construction contracts are executed and/or construction commenced.

**SCHOOL DISTRICT DATA**

**Application No:** 50/67918-00-010  
**School District:** Victor Elementary

**County:** San Bernardino  
**School Name:** Galileo Academy

**PROJECT DATA**

**Type of Project:** Elementary School  
                                   **K-6:** 650  
                                   **7-8:**  
                                   **9-12:**  
                   **Non-Severe:** 13  
                   **Severe:**  
  
**Application Filing Basis:** District Wide  
**Number of Classrooms:** 27  
**Master Acres:** 11.5  
**Existing Acres:**  
**Proposed Acres:** 9.48  
**Recommended Acres:** 10.2  
**Facility Hardship (a):** No  
**Financial Hardship Requested:** No  
**Alternative Education School:** No  
**Addition to Existing Site:** No

**ADJUSTED GRANT DATA**

<b>New Construction Grant</b>	<b>\$</b>	8,226,036.00
<b>Fire Detection Alarm</b>		10,309.00
<b>Sprinkler System</b>		138,879.00
<b>Site Acquisition</b>		180,750.00
<b>General Site</b>		690,720.00
<b>Service Site</b>		852,020.00
<b>Off-Site</b>		442,609.00
<b>Utilities</b>		148,918.00
<b>Total State Share (50%)</b>		10,690,241.00
<b>District Share (50%)</b>		10,690,241.00
<b>Total Project Cost</b>	<b>\$</b>	<b>21,380,482.00</b>

**PROJECT FINANCING**

**State Share**  
**This Project**                   **\$** 10,690,241.00  
**District Share**  
**Cash Contribution**           10,690,241.00  
**Financial Hardship**  
**Total Project Cost**           **\$** 21,380,482.00

**HISTORY OF PROJECT COST AND APPORTIONMENT**

	Fund Code	Proposition	Previously Authorized	Authorized This Action	Unfunded Approval This Action
<u><b>State Share</b></u>					
<b>New Construction/Add. Grant</b>	951-500	51	\$	\$ 10,690,241.00	\$ 10,690,241.00
<u><b>District Share</b></u>					
<b>Cash Contribution</b>				10,690,241.00	
<b>Total</b>			<b>\$</b>	<b>\$ 21,380,482.00</b>	<b>\$ 10,690,241.00</b>

**Funding Source: Proposition 51 Bonds/2016-Nov.**

Pursuant to the Board's action on March 11, 2009, this application has been approved and placed on the Unfunded List (Lack of AB 55 Loans). This approval does not constitute a guarantee or commitment of future State funding.

The District shall ensure that it is in compliance with all applicable laws, regulations and certifications it made on the program forms.

Based on the Board's action on June 5, 2017, this project is subject to the Grant Agreement submittal pursuant to School Facility Program Regulation Section 1859.90.4.

The District is responsible for ensuring that the project is compliant with Prevailing Wage Monitoring and/or Labor Compliance Program requirements at the time construction contracts are executed and/or construction commenced.

**SCHOOL DISTRICT DATA**

Application No: 57/63800-00-006 County: Kern  
 School District: Taft City Elementary School Name: Conley Elementary

**PROJECT DATA**

Type of Project:	Elementary School	Application Filing Basis:	Site Specific
Pupils Assigned Under 50 Yrs:	K-6: 87	Pupils Assigned Over 50 Yrs:	K-6: 18
	7-8:		7-8:
	9-12:		9-12:
	Non-Severe:		Non-Severe:
	Severe:		Severe:
Financial Hardship Requested:	No	Recommended Acres:	4
Alternative Education School:	No	Existing Acres:	4

**ADJUSTED GRANT DATA**

Modernization Grant - Under 50 Yrs	\$ 404,028.00
Modernization Grant - Over 50 Yrs	116,136.00
Project Assistance	3,978.00
Fire Detection Alarm	15,855.00
Prevailing Wage Monitoring	865.00
Small Size Project	20,807.00
Accessibility/Fire Code Req.	15,605.00
Total State Share (60%)	577,274.00
District Share (40%)	384,849.00
Total Project Cost	<u>\$ 962,123.00</u>

**PROJECT FINANCING**

<u>State Share</u>	
This Project	\$ 577,274.00
<u>District Share</u>	
Cash Contribution	384,849.00
Financial Hardship	
Total Project Cost	<u>\$ 962,123.00</u>

**HISTORY OF PROJECT COST AND APPORTIONMENT**

	Fund Code	Proposition	Previously Authorized	Authorized This Action	Unfunded Approval This Action
<u>State Share</u>					
Modernization/Additional Grant	951-570	51	\$	\$ 577,274.00	\$ 577,274.00
<u>District Share</u>					
Cash Contribution				384,849.00	
Total			\$	<u>\$ 962,123.00</u>	<u>\$ 577,274.00</u>

**Funding Source: Proposition 51 Bonds/2016-Nov.**

Pursuant to the Board's action on March 11, 2009, this application has been approved and placed on the Unfunded List (Lack of AB 55 Loans). This approval does not constitute a guarantee or commitment of future State funding.

The District shall ensure that it is in compliance with all applicable laws, regulations and certifications it made on the program forms.

Based on the Board's action on June 5, 2017, this project is subject to the Grant Agreement submittal pursuant to School Facility Program Regulation Section 1859.90.4.

The District is responsible for ensuring that the project is compliant with Prevailing Wage Monitoring and/or Labor Compliance Program requirements at the time construction contracts are executed and/or construction commenced.

**SCHOOL DISTRICT DATA**

<b>Application No:</b> 57/68130-00-022	<b>County:</b> San Diego
<b>School District:</b> Grossmont Union High	<b>School Name:</b> Monte Vista High

**PROJECT DATA**

<b>Type of Project:</b> High School	<b>Application Filing Basis:</b> Site Specific
<b>Pupils Assigned Under 50 Yrs:</b>	<b>Pupils Assigned Over 50 Yrs:</b>
K-6:	K-6:
7-8:	7-8:
9-12:	9-12:
Non-Severe:	Non-Severe:
Severe:	Severe: 15
<b>Financial Hardship Requested:</b> No	<b>Recommended Acres:</b> 47
<b>Alternative Education School:</b> No	<b>Existing Acres:</b> 41.5

**ADJUSTED GRANT DATA**

Modernization Grant - Over 50 Yrs	\$	308,475.00
Fire Detection Alarm		6,225.00
Small Size Project		37,017.00
Accessibility/Fire Code Req.		9,254.00
<b>Total State Share (60%)</b>		<b>360,971.00</b>
<b>District Share (40%)</b>		<b>240,647.00</b>
<b>Total Project Cost</b>	<b>\$</b>	<b>601,618.00</b>

**PROJECT FINANCING**

<u>State Share</u>		
This Project	\$	360,971.00
<u>District Share</u>		
Cash Contribution		240,647.00
Financial Hardship		
<b>Total Project Cost</b>	<b>\$</b>	<b>601,618.00</b>

**HISTORY OF PROJECT COST AND APPORTIONMENT**

	Fund Code	Proposition	Previously Authorized	Authorized This Action	Unfunded Approval This Action
<u>State Share</u>					
Modernization/Additional Grant	951-570	51	\$	\$ 360,971.00	\$ 360,971.00
<u>District Share</u>					
Cash Contribution				240,647.00	
<b>Total</b>			<b>\$</b>	<b>\$ 601,618.00</b>	<b>\$ 360,971.00</b>

**Funding Source: Proposition 51 Bonds/2016-Nov.**

Pursuant to the Board's action on March 11, 2009, this application has been approved and placed on the Unfunded List (Lack of AB 55 Loans). This approval does not constitute a guarantee or commitment of future State funding.

The District shall ensure that it is in compliance with all applicable laws, regulations and certifications it made on the program forms.

Based on the Board's action on June 5, 2017, this project is subject to the Grant Agreement submittal pursuant to School Facility Program Regulation Section 1859.90.4.

The District is responsible for ensuring that the project is compliant with Prevailing Wage Monitoring and/or Labor Compliance Program requirements at the time construction contracts are executed and/or construction commenced.

**SCHOOL DISTRICT DATA**

**Application No:** 50/68130-12-007  
**School District:** Grossmont Union High  
**High School Attendance Area:** Granite/Steele/Monte/Valhalla

**County:** San Diego  
**School Name:** Monte Vista High

**PROJECT DATA**

**Type of Project:** High School  
**K-6:**  
**7-8:**  
**9-12:** 135  
**Non-Severe:**  
**Severe:**  
**Application Filing Basis:** High School Attendance Area  
**Number of Classrooms:** 5  
**Master Acres:** 66  
**Existing Acres:** 41.5  
**Proposed Acres:**  
**Recommended Acres:** 47  
**Facility Hardship (a):** No  
**Financial Hardship Requested:** No  
**Alternative Education School:** No  
**Addition to Existing Site:** Yes

**ADJUSTED GRANT DATA**

<b>New Construction Grant</b>	<b>\$</b>	2,216,025.00
<b>Fire Detection Alarm</b>		4,455.00
<b>Service Site</b>		124,318.00
<b>Utilities</b>		125,530.00
<b>Small Size Project</b>		88,641.00
<b>Total State Share (50%)</b>		<u>2,558,969.00</u>
<b>District Share (50%)</b>		<u>2,558,969.00</u>
<b>Total Project Cost</b>	<b>\$</b>	<b><u>5,117,938.00</u></b>

**PROJECT FINANCING**

**State Share**  
**This Project** \$ 2,558,969.00  
**District Share**  
**Cash Contribution** 2,558,969.00  
**Financial Hardship**  
**Total Project Cost** \$ 5,117,938.00

**HISTORY OF PROJECT COST AND APPORTIONMENT**

	Fund Code	Proposition	Previously Authorized	Authorized This Action	Unfunded Approval This Action
<b>State Share</b>					
<b>New Construction/Add. Grant</b>	951-500	51	\$	\$ 2,558,969.00	\$ 2,558,969.00
<b>District Share</b>					
<b>Cash Contribution</b>				<u>2,558,969.00</u>	
<b>Total</b>			<b>\$</b>	<b><u>5,117,938.00</u></b>	<b><u>2,558,969.00</u></b>

**Funding Source: Proposition 51 Bonds/2016-Nov.**

Pursuant to the Board's action on March 11, 2009, this application has been approved and placed on the Unfunded List (Lack of AB 55 Loans). This approval does not constitute a guarantee or commitment of future State funding.

The District shall ensure that it is in compliance with all applicable laws, regulations and certifications it made on the program forms.

Based on the Board's action on June 5, 2017, this project is subject to the Grant Agreement submittal pursuant to School Facility Program Regulation Section 1859.90.4.

The District is responsible for ensuring that the project is compliant with all Prevailing Wage Monitoring and/or Labor Compliance Program requirements at the time construction contracts were executed and/or construction commenced.

**SCHOOL DISTRICT DATA**

Application No: 50/75408-00-001  
 School District: Riverdale Joint Unified

County: Fresno  
 School Name: Riverdale High

**PROJECT DATA**

Type of Project: Elementary School  
                                     K-6: 135  
                                     7-8:  
                                     9-12:  
                                     Non-Severe:  
                                     Severe:  
 Application Filing Basis: District Wide  
 Number of Classrooms: 5  
 Master Acres: 29.1  
 Existing Acres: 22.6  
 Proposed Acres:  
 Recommended Acres: 29.1  
 Facility Hardship (a): No  
 Financial Hardship Requested: No  
 Alternative Education School: No  
 Addition to Existing Site: Yes

**ADJUSTED GRANT DATA**

New Construction Grant	\$	1,646,595.00
Project Assistance		7,460.00
Fire Detection Alarm		2,025.00
Service Site		138,802.00
Utilities		46,891.00
Small Size Project		65,864.00
<b>Total State Share (50%)</b>		<b>1,907,637.00</b>
<b>District Share (50%)</b>		<b>1,907,637.00</b>
<b>Total Project Cost</b>	<b>\$</b>	<b>3,815,274.00</b>

**PROJECT FINANCING**

<u>State Share</u>		
This Project	\$	1,907,637.00
<u>District Share</u>		
Cash Contribution		1,907,637.00
Financial Hardship		
<b>Total Project Cost</b>	<b>\$</b>	<b>3,815,274.00</b>

**HISTORY OF PROJECT COST AND APPORTIONMENT**

	Fund Code	Proposition	Previously Authorized	Authorized This Action		Unfunded Approval This Action
<u>State Share</u>						
New Construction/Add. Grant	951-500	51	\$	\$ 1,907,637.00	\$	1,907,637.00
<u>District Share</u>						
Cash Contribution				1,907,637.00		
<b>Total</b>			<b>\$</b>	<b>\$ 3,815,274.00</b>	<b>\$</b>	<b>1,907,637.00</b>

**Funding Source: Proposition 51 Bonds/2016-Nov.**

Pursuant to the Board's action on March 11, 2009, this application has been approved and placed on the Unfunded List (Lack of AB 55 Loans). This approval does not constitute a guarantee or commitment of future State funding.

The District shall ensure that it is in compliance with all applicable laws, regulations and certifications it made on the program forms.

This project is a Use of Grants under Regulation Section 1859.77.3(b).

Based on the Board's action on June 5, 2017, this project is subject to the Grant Agreement submittal pursuant to School Facility Program Regulation Section 1859.90.4.

The District is responsible for ensuring that the project is compliant with Prevailing Wage Monitoring and/or Labor Compliance Program requirements at the time construction contracts are executed and/or construction commenced.



**SCHOOL DISTRICT DATA**

Application No: 57/71811-00-003 County: Tulare  
 School District: Alta Vista Elementary School Name: Alta Vista Elementary

**PROJECT DATA**

Type of Project: Middle School Application Filing Basis: Site Specific  
 Pupils Assigned Under 50 Yrs: K-6: 177  
 7-8: 84  
 9-12:  
 Non-Severe:  
 Severe:  
 Financial Hardship Requested: Yes

**GRANT DATA**

<u>Estimated Total Grant</u>		<u>Separate Design Grant</u>	
Modernization Grant	\$ 1,234,596.00	Total Design (25% of Grant)	\$ 308,649.00
Total State Share (60%)	1,234,596.00	Design State Share (60%)	185,189.00
Total District Share (40%)	823,064.00	Design District Share (40%)	123,460.00
Total Estimated Grant	<u>\$ 2,057,660.00</u>	District Cash Contribution	\$ 6,448.00
		Financial Hardship	\$ 117,012.00

**DESIGN PROJECT FINANCING**

State Share  
 Modernization Design \$ 185,189.00

District Share  
 Cash Contribution 6,448.00  
 Financial Hardship 117,012.00  
 Total Design Cost \$ 308,649.00

**HISTORY OF PROJECT COST AND APPORTIONMENT**

	Fund Code	Proposition	Previously Authorized	Authorized This Action	Unfunded Approval This Action
<u>State Share</u>					
Modernization Design Grant	951-570	51	\$	\$ 185,189.00	\$ 185,189.00
<u>District Share</u>					
Cash Contribution				6,448.00	
Financial Hardship	951-570	51		117,012.00	117,012.00
Total			<u>\$</u>	<u>\$ 308,649.00</u>	<u>\$ 302,201.00</u>

**Funding Source: Proposition 51 Bonds/2016-Nov.**

Pursuant to the Board's action on March 11, 2009, this application has been approved and placed on the Unfunded List (Lack of AB 55 Loans). This approval does not constitute a guarantee or commitment of future State funding.

Amounts shown for financial hardship assistance are subject to adjustment as a result of a review of the district's financial records pursuant to Regulation Section 1859.81(a) at the time of apportionment.

The District shall ensure that it is in compliance with all applicable laws, regulations and certifications it made on the program forms.

Based on the Board's action on June 5, 2017, this project is subject to the Grant Agreement submittal pursuant to School Facility Program Regulation Section 1859.90.4.

The District is responsible for ensuring that the project is compliant with Prevailing Wage Monitoring and/or Labor Compliance Program requirements at the time construction contracts are executed and/or construction commenced.

**SCHOOL DISTRICT DATA**

Application No 54/61259-00-004  
School District Oakland Unified

County Alameda  
Charter School Education for Change  
School Name Lazear Charter Academy

**PROJECT DATA**

Type of Project: Middle School  
Pupils Assigned: K-6: 132  
7-8:  
9-12:  
Non-Severe:  
Severe:  
Non-Toilet sq. ft.: 24,262  
Toilet sq. ft.: 1,345

Application Filing Basis: Charter  
Number of Classrooms: 18  
Master Plan Acres:  
Existing Acres: 3.99  
Proposed Acres:  
Recommended Acres: 12.7

**PROJECT FINANCING**

State Share  
This Project \$ 6,803,720.00  
Charter School Share  
CSFA Lease Amount 6,803,720.00  
Cash Contribution  
Total Project Cost \$ 13,607,440.00

**PRELIMINARY GRANT DATA**

CSFP Rehabilitation Grant \$ 5,335,255.00  
Urban/Security/Impacted Site 1,308,407.00  
Fire/Access 160,058.00  
Total State Project Share (50%) 6,803,720.00  
CSFA Lease-Payment Amount 6,803,720.00  
Charter School Cash Contribution 0.00  
Total Project Cost \$ 13,607,440.00

**HISTORY OF PROJECT COST AND APPORTIONMENT**

	Fund Code	Proposition	Preliminary Apportionment	Preliminary Apportionment This Action	Authorized This Action	Unfunded Approval This Action
<u>State Share</u>						
Charter School Grant	955-540	55	\$ 5,499,728.10	\$ (5,499,728.10)	\$ 6,192,639.10	\$ 6,192,639.10
Charter School Grant	055-540	55	611,080.90	(611,080.90)	611,080.90	
<u>Charter School Share</u>						
CSFA Lease Amount	955-540	55	5,499,728.10	(5,499,728.10)	6,192,639.10	
CSFA Lease Amount	055-540	55	611,080.90	(611,080.90)	611,080.90	6,192,639.10
Cash Contribution						
Total Project Cost			\$ <u>12,221,618.00</u>	\$ <u>(12,221,618.00)</u>	\$ <u>13,607,440.00</u>	\$ <u>12,385,278.20</u>

**Funding Source: Proposition 55 Bonds/2004-March**

Pursuant to the Board's action on March 11, 2009, this application has been approved and placed on the Unfunded List (Lack of AB 55 Loans). This approval does not constitute a guarantee or commitment of future State funding.

The District shall ensure that it is in compliance with all applicable laws, regulations and certifications it made on the program forms.

Based on the Board's action on June 5, 2017, this project is subject to the Grant Agreement submittal pursuant to School Facility Program Regulation Section 1859.90.4.

The District is responsible for ensuring that the project is compliant with Prevailing Wage Monitoring and/or Labor Compliance Program requirements at the time construction contracts are executed and/or construction commenced.

The Charter School previously received \$611,080.90 for advance design costs.

This project reduces the modernization eligibility at the site by 132 K-6 pupil grants.

**SCHOOL DISTRICT DATA**

<b>Application No</b> 54/61259-13-003 <b>School District</b> Oakland Unified	<b>County</b> Alameda <b>Charter School</b> Education for Change <b>School Name</b> Lazear Charter Academy
---	--

**PROJECT DATA**

<b>Type of Project:</b>	Middle School
<b>Pupils Assigned</b>	<b>K-6:</b>
	<b>7-8:</b>
	<b>9-12:</b>
	<b>Non-Severe:</b>
	<b>Severe:</b>
<b>Non-Toilet sq. ft.:</b>	3,794
<b>Toilet sq. ft.:</b>	56

<b>Application Filing Basis:</b>	Charter
<b>Number of Classrooms:</b>	5
<b>Master Plan Acres:</b>	
<b>Existing Acres:</b>	3.99
<b>Proposed Acres:</b>	0.0
<b>Recommended Acres:</b>	12.7

**PRELIMINARY GRANT DATA**

<b>CSFP Rehabilitation Grant</b>	<b>\$</b>	778,904.00
<b>Urban/Security/Impacted Site</b>		198,336.00
<b>Fire/Access</b>		<u>23,367.00</u>
<b>Total State Project Share (50%)</b>		1,000,607.00
<b>CSFA Lease-Payment Amount</b>		1,000,607.00
<b>Charter School Cash Contribution</b>		<u>0.00</u>
<b>Total Project Cost</b>	<b>\$</b>	<b><u><u>2,001,214.00</u></u></b>

**PROJECT FINANCING**

<u>State Share</u>	
<b>This Project</b>	<b>\$ 1,000,607.00</b>
<u>Charter School Share</u>	
<b>CSFA Lease Amount</b>	1,000,607.00
<b>Cash Contribution</b>	
<b>Total Project Cost</b>	<b>\$ <u><u>2,001,214.00</u></u></b>

**HISTORY OF PROJECT COST AND APPORTIONMENT**

	Fund Code	Proposition	Preliminary Apportionment	Preliminary Apportionment This Action	Authorized This Action	Unfunded Approval This Action
<u>State Share</u>						
<b>Charter School Grant</b>	<b>951-540</b>	<b>51</b>	<b>\$ 1,103,925.60</b>	<b>\$ (1,103,925.60)</b>	<b>\$ 877,948.60</b>	<b>\$ 877,948.60</b>
<b>Charter School Grant</b>	<b>051-540</b>	<b>51</b>	122,658.40	(122,658.40)	122,658.40	
<u>Charter School Share</u>						
<b>CSFA Lease Amount</b>	<b>951-544</b>	<b>51</b>	1,103,925.60	(1,103,925.60)	877,948.60	877,948.60
<b>CSFA Lease Amount</b>	<b>051-544</b>	<b>51</b>	122,658.40	(122,658.40)	122,658.40	
<b>Cash Contribution</b>						
<b>Total Project Cost</b>			<b>\$ <u><u>2,453,168.00</u></u></b>	<b>\$ <u><u>(2,453,168.00)</u></u></b>	<b>\$ <u><u>2,001,214.00</u></u></b>	<b>\$ <u><u>1,755,897.20</u></u></b>

**Funding Source: Proposition 51 Bonds/2016-Nov.**

Pursuant to the Board's action on March 11, 2009, this application has been approved and placed on the Unfunded List (Lack of AB 55 Loans). This approval does not constitute a guarantee or commitment of future State funding.

The District shall ensure that it is in compliance with all applicable laws, regulations and certifications it made on the program forms.

Based on the Board's action on June 5, 2017, this project is subject to the Grant Agreement submittal pursuant to School Facility Program Regulation Section 1859.90.4.

The District is responsible for ensuring that the project is compliant with Prevailing Wage Monitoring and/or Labor Compliance Program requirements at the time construction contracts are executed and/or construction commenced.

The Charter School previously received \$245,316.80 for advance design costs.

**SCHOOL DISTRICT DATA**

Application No: 54/61259-13-004  
School District: Oakland Unified  
High School Attendance Area: Fremont

County: Alameda  
School Name: Lazeur Charter Academy  
Charter School: Education for Change

**PROJECT DATA**

**ADJUSTED GRANT DATA**

Type of Project: Middle School  
K-6: 25  
7-8: 27  
9-12:  
Non-Severe:  
Severe:  
Application Filing Basis: High School Attendance Area  
Applicant: Charter School  
Number of Classrooms: 2  
Master Acres: 12.4  
Existing Acres: 3.99  
Proposed Acres:  
Recommended Acres: 12.7  
Facility Hardship (a): No  
Financial Hardship Requested: No  
Alternative Education School: No  
Addition to Existing Site: Yes

New Construction Grant	\$	653,252.00
Fire Detection Alarm		915.00
Service Site		72,349.00
Utilities		<u>3,412.00</u>
Total State Share (50%)		729,928.00
Charter Share (50%)		<u>729,928.00</u>
<b>Total Project Cost</b>	<b>\$</b>	<b><u>1,459,856.00</u></b>

**PROJECT FINANCING**

State Share  
This Project \$ 729,928.00  
Charter Share  
Cash Contribution  
CSFP Lease Amount 729,928.00  
Total Project Cost \$ 1,459,856.00

**HISTORY OF PROJECT COST AND APPORTIONMENT**

	Fund Code	Proposition	Preliminary Apportionment	Preliminary Apportionment This Action	Authorized This Action	Unfunded Approval This Action
<u>State Share</u>						
New Construction/Add. Grant	951-540	51	\$ 1,176,715.80	\$ (1,176,715.80)	\$ 599,181.80	\$ 599,181.80
New Construction/Add. Grant	051-540	51	130,746.20	(130,746.20)	130,746.20	
<u>District Share</u>						
CSFP Lease Amount	951-544	51	1,176,715.80	(1,176,715.80)	599,181.80	599,181.80
CSFP Lease Amount	051-544	51	<u>130,746.20</u>	<u>(130,746.20)</u>	<u>130,746.20</u>	
<b>Total</b>			<b>\$ <u>2,614,924.00</u></b>	<b>\$ <u>(2,614,924.00)</u></b>	<b>\$ <u>1,459,856.00</u></b>	<b>\$ <u>1,198,363.60*</u></b>

**Funding Source: Proposition 51 Bonds/2016-Nov.**

Pursuant to the Board's action on March 11, 2009, this application has been approved and placed on the Unfunded List (Lack of AB 55 Loans). This approval does not constitute a guarantee or commitment of future State funding.

The Applicant shall ensure that it is in compliance with all applicable laws, regulations and certifications it made on the program forms.

Based on the Board's action on June 5, 2017, this project is subject to the Grant Agreement submittal pursuant to School Facility Program Regulation Section 1859.90.4.

The Applicant is responsible for ensuring that the project is compliant with Prevailing Wage Monitoring and/or Labor Compliance Program requirements at the time construction contracts are executed and/or construction commenced.

\*The Applicant previously received \$261,492.40 for advance design costs.

**SCHOOL DISTRICT DATA**

Application No: 51/63685-00-001  
 School District: Muroc Joint Unified

County: Kern  
 School Name: Desert Junior-Senior High

**PROJECT DATA**

Type of Project: High School  
 K-6:  
 7-8:  
 9-12:  
 Non-Severe:  
 Severe:  
 Application Filing Basis: District Wide  
 Number of Classrooms:  
 Master Acres: 41.5  
 Existing Acres: 41.5  
 Proposed Acres:  
 Recommended Acres: 30.3  
 Facility Hardship (a): Yes  
 Financial Hardship Requested: Yes  
 Alternative Education School: No  
 Addition to Existing Site: Yes  
 Core Facilities: Gymnasium, Toilet

**ADJUSTED GRANT DATA**

Project Assistance	\$	7,460.00
Service Site		675,509.00
Utilities		73,116.00
Fac. Hardship Toilet	5218 Sq. Ft.	1,873,262.00
Fac. Hardship Other	3162 Sq. Ft.	632,400.00
Geographic Index	5%	125,283.10
Total State Share (50%)		3,387,030.10
District Share (50%)		3,387,030.10
Total Project Cost	\$	<b>6,774,060.20</b>

**PROJECT FINANCING**

State Share  
 This Project \$ 3,387,030.10  
District Share  
 Cash Contribution  
 Financial Hardship 3,387,030.10  
 Total Project Cost \$ **6,774,060.20**

**HISTORY OF PROJECT COST AND APPORTIONMENT**

	Fund Code	Proposition	Previously Authorized	Authorized This Action	Unfunded Approval This Action
<u>State Share</u>					
New Construction/Add. Grant	051-500	51	\$ 595,585.00		
New Construction/Add. Grant	951-500	51		\$ 2,791,445.10	\$ 2,791,445.10
<u>District Share</u>					
Cash Contribution					
Financial Hardship	051-500	51	595,585.00		
Financial Hardship	951-500	51		2,791,445.10	2,791,445.10
<b>Total</b>			<b>\$ 1,191,170.00</b>	<b>\$ 5,582,890.20</b>	<b>\$ 5,582,890.20</b>

**Funding Source: Proposition 51 Bonds/2016-Nov.**

Pursuant to the Board's action on March 11, 2009, this application has been approved and placed on the Unfunded List (Lack of AB 55 Loans). This approval does not constitute a guarantee or commitment of future State funding.

Amounts shown for financial hardship assistance are subject to adjustment as a result of a review of the District's financial records pursuant to Regulation Section 1859.81(a) at the time of apportionment.

The District shall ensure that it is in compliance with all applicable laws, regulations and certifications it made on the program forms.

Based on the Board's action on June 5, 2017, this project is subject to the Grant Agreement submittal pursuant to School Facility Program Regulation Section 1859.90.4.

The District qualifies for financial hardship pursuant to SFP Regulation Section 1859.81(c)(1). The District has demonstrated it is financially unable to provide all or a part of the matching funds and is levying the developer fees or equal alternative revenue source justified by law. The District's outstanding bonded indebtedness as of April 25, 2018 is at least 60 percent of its total bonding capacity.

The District is responsible for ensuring that the project is compliant with Prevailing Wage Monitoring and/or Labor Compliance Program requirements at the time construction contracts are executed and/or construction commenced.

**SCHOOL DISTRICT DATA**

Application No: 58/63685-00-001 County: Kern  
 School District: Muroc Joint Unified School Name: Desert Junior-Senior High

**PROJECT DATA**

Type of Project: High School Application Filing Basis: Site Specific  
 Pupils Assigned Under 50 Yrs: K-6:  
 7-8:  
 9-12:  
 Non-Severe:  
 Severe:  
 Financial Hardship Requested: Yes Recommended Acres: 30.3  
 Alternative Education School: No Existing Acres: 41.5

**ADJUSTED GRANT DATA**

Rehabilitation	\$ 494,565.62
Project Assistance	3,978.00
<b>Total State Share (50%)</b>	<b>498,543.62</b>
<b>District Share (50%)</b>	<b>498,543.62</b>
<b>Total Project Cost</b>	<b>\$ 997,087.24</b>

**PROJECT FINANCING**

<b>State Share</b>	
<b>This Project</b>	\$ 498,543.62
<b>District Share</b>	
<b>Cash Contribution</b>	2,139.00
<b>Financial Hardship</b>	496,404.62
<b>Total Project Cost</b>	<b>\$ 997,087.24</b>

**HISTORY OF PROJECT COST AND APPORTIONMENT**

	Fund Code	Proposition	Previously Authorized	Authorized This Action	Unfunded Approval This Action
<b>State Share</b>					
New Construction Grant	057-505	1D	96,158.00		
New Construction Grant	951-505	51		\$ 402,385.62	\$ 402,385.62
<b>District Share</b>					
Cash Contribution				2,139.00	
Financial Hardship	057-505	1D	96,158.00		
Financial Hardship	951-505	51		400,246.62	400,246.62
<b>Total</b>			<b>\$ 192,316.00</b>	<b>\$ 804,771.24</b>	<b>\$ 802,632.24</b>

**Funding Sources: Proposition 1D Bonds/2006-Nov.; Proposition 51 Bonds/2016-Nov.**

Pursuant to the Board's action on March 11, 2009, this application has been approved and placed on the Unfunded List (Lack of AB 55 Loans). This approval does not constitute a guarantee or commitment of future State funding.

The District shall ensure that it is in compliance with all applicable laws, regulations and certifications it made on the program forms.

Based on the Board's action on June 5, 2017, this project is subject to the Grant Agreement submittal pursuant to School Facility Program Regulation Section 1859.90.4.

The District is responsible for ensuring that the project is compliant with Prevailing Wage Monitoring and/or Labor Compliance Program requirements at the time construction contracts are executed and/or construction commenced.

The District qualifies for financial hardship pursuant to SFP Regulation Section 1859.81(c)(1). The District has demonstrated it is financially unable to provide all or a part of the matching funds and is levying the developer fees or equal alternative revenue source justified by law. The District's outstanding bonded indebtedness (as of April 25, 2018) is at least 50 percent of its total bonding capacity.

Amounts shown for financial hardship assistance are subject to adjustment as a result of a review of the District's financial records pursuant to Regulation Section 1859.81(a) at the time of apportionment.

**SCHOOL DISTRICT DATA**

<b>Application No:</b> 50/65755-00-009	<b>County:</b> Merced
<b>School District:</b> Los Banos Unified	<b>School Name:</b> New Middle School #1

**PROJECT DATA**

<b>Type of Project:</b>	Middle School
<b>K-6:</b>	
<b>7-8:</b>	972
<b>9-12:</b>	
<b>Non-Severe:</b>	13
<b>Severe:</b>	
<b>Application Filing Basis:</b>	District Wide
<b>Number of Classrooms:</b>	37
<b>Master Acres:</b>	21.9
<b>Existing Acres:</b>	
<b>Proposed Acres:</b>	15.81
<b>Recommended Acres:</b>	21.9
<b>Facility Hardship (a):</b>	No
<b>Financial Hardship Requested:</b>	No
<b>Alternative Education School:</b>	No
<b>Addition to Existing Site:</b>	No
<b>Core Facilities:</b>	Multi-Purpose/Kitchen, Gymnasium, Library/Media Center, Administration, Toilet

**ADJUSTED GRANT DATA**

<b>New Construction Grant</b>	<b>\$</b>	12,837,758.00
<b>Fire Detection Alarm</b>		19,999.00
<b>Sprinkler System</b>		241,825.00
<b>Multi-Level Constr.</b>	32Crs.	1,337,576.00
<b>Site Acquisition</b>		790,688.00
<b>Service Site</b>		969,848.00
<b>Off-Site</b>		237,990.00
<b>Utilities</b>		124,119.00
<b>General Site</b>		1,164,396.00
<b>Total State Share (50%)</b>		17,724,199.00
<b>District Share (50%)</b>		17,724,199.00
<b>Total Project Cost</b>	<b>\$</b>	<b>35,448,398.00</b>

**PROJECT FINANCING**

<b>State Share</b>	
<b>This Project</b>	<b>\$ 17,724,199.00</b>
<b>District Share</b>	
<b>Cash Contribution</b>	17,724,199.00
<b>Financial Hardship</b>	
<b>Total Project Cost</b>	<b>\$ 35,448,398.00</b>

**HISTORY OF PROJECT COST AND APPORTIONMENT**

	Fund Code	Proposition	Previously Authorized	Authorized This Action	Unfunded Approval This Action
<b>State Share</b>					
<b>New Construction/Add. Grant</b>	<b>951-500</b>	<b>51</b>	\$ 16,929,729.50	\$ 794,469.50	\$ 794,469.50
<b>District Share</b>					
<b>Cash Contribution</b>			16,929,729.50	794,469.50	
<b>Total</b>			<b>\$ 33,859,459.00</b>	<b>\$ 1,588,939.00</b>	<b>\$ 794,469.50</b>

**Funding Source: Proposition 51 Bonds/2016-Nov.**

Pursuant to the Board's action on March 11, 2009, this application has been approved and placed on the Unfunded List (Lack of AB 55 Loans). This approval does not constitute a guarantee or commitment of future State funding.

This item is being amended due to an eligibility reconciliation. The project will maintain its original unfunded approval date of April 24, 2019.

The District shall ensure that it is in compliance with all applicable laws, regulations and certifications it made on the program forms.

Based on the Board's action on June 5, 2017, this project is subject to the Grant Agreement submittal pursuant to School Facility Program Regulation Section 1859.90.4.

The District is responsible for ensuring that the project is compliant with Prevailing Wage Monitoring and/or Labor Compliance Program requirements at the time construction contracts are executed and/or construction commenced.

**SCHOOL DISTRICT DATA**

<b>Application No:</b> 50/68346-00-004	<b>County:</b> San Diego
<b>School District:</b> San Dieguito Union High	<b>School Name:</b> Pacific Trails Middle

**PROJECT DATA**

<b>Type of Project:</b>	Middle School
<b>K-6:</b>	
<b>7-8:</b>	594
<b>9-12:</b>	
<b>Non-Severe:</b>	
<b>Severe:</b>	
<b>Application Filing Basis:</b>	District Wide
<b>Number of Classrooms:</b>	24
<b>Master Acres:</b>	21.9
<b>Existing Acres:</b>	
<b>Proposed Acres:</b>	15.19
<b>Recommended Acres:</b>	18.4
<b>Facility Hardship (a):</b>	No
<b>Financial Hardship Requested:</b>	No
<b>Alternative Education School:</b>	No
<b>Addition to Existing Site:</b>	No
<b>Core Facilities:</b>	Multi-Purpose/Kitchen, Gymnasium, Library/Media Center, Administration, Toilet

**ADJUSTED GRANT DATA**

<b>New Construction Grant</b>	<b>\$</b>	7,663,194.00
<b>Fire Detection Alarm</b>		11,880.00
<b>Sprinkler System</b>		144,342.00
<b>Prevailing Wage Monitoring</b>		19,515.00
<b>Site Acquisition</b>		5,487,474.00
<b>Site Other</b>		219,499.00
<b>Service Site</b>		485,827.00
<b>Utilities</b>		829,160.00
<b>General Site</b>		770,732.00
<b>Total State Share (50%)</b>		<u>15,631,623.00</u>
<b>District Share (50%)</b>		<u>15,631,623.00</u>
<b>Total Project Cost</b>	<b>\$</b>	<b><u><u>31,263,246.00</u></u></b>

**PROJECT FINANCING**

<u>State Share</u>	
<b>This Project</b>	<b>\$ 15,631,623.00</b>
<u>District Share</u>	
<b>Cash Contribution</b>	15,631,623.00
<b>Financial Hardship</b>	
<b>Total Project Cost</b>	<b>\$ <u>31,263,246.00</u></b>

**HISTORY OF PROJECT COST AND APPORTIONMENT**

	Fund Code	Proposition	Previously Authorized	Authorized This Action	Unfunded Approval This Action
<u>State Share</u>					
<b>New Construction/Add. Grant</b>	<b>951-500</b>	<b>51</b>	<b>\$ 15,622,238.00</b>	<b>\$ 9,385.00</b>	<b>\$ 9,385.00</b>
<u>District Share</u>					
<b>Cash Contribution</b>			15,622,238.00	9,385.00	
<b>Total</b>			<b>\$ <u>31,244,476.00</u></b>	<b>\$ <u>18,770.00</u></b>	<b>\$ <u>9,385.00</u></b>

**Funding Source: Proposition 51 Bonds/2016-Nov.**

Pursuant to the Board's action on March 11, 2009, this application has been approved and placed on the Unfunded List (Lack of AB 55 Loans). This approval does not constitute a guarantee or commitment of future State funding.

This item is being amended to include general site development. The project will maintain its original unfunded approval date of April 24, 2019.

The District shall ensure that it is in compliance with all applicable laws, regulations and certifications it made on the program forms.

Based on the Board's action on June 5, 2017, this project is subject to the Grant Agreement submittal pursuant to School Facility Program Regulation Section 1859.90.4.

The District is responsible for ensuring that the project is compliant with Prevailing Wage Monitoring and/or Labor Compliance Program requirements at the time construction contracts are executed and/or construction commenced.



**SCHOOL DISTRICT DATA**

<b>Application No:</b> 50/62596-00-001	<b>County:</b> Glenn
<b>School District:</b> Lake Elementary	<b>School Name:</b> Lake Elementary

**PROJECT DATA**

**Type of Project:** Elementary School

<b>K-6:</b>	75
<b>7-8:</b>	37
<b>9-12:</b>	
<b>Non-Severe:</b>	11
<b>Severe:</b>	

**Application Filing Basis:** District Wide

**Number of Classrooms:** 2

**Master Acres:** 6.6

**Existing Acres:** 5.6

**Proposed Acres:**

**Recommended Acres:** 6.6

**Facility Hardship (a):** No

**Financial Hardship Requested:** Yes

**Alternative Education School:** No

**Addition to Existing Site:** Yes

**ADJUSTED GRANT DATA**

<b>New Construction Grant</b>	\$ 1,559,290.00
<b>Project Assistance</b>	7,074.00
<b>Fire Detection Alarm</b>	2,204.00
<b>Site Acquisition</b>	7,039.00
<b>Service Site</b>	658,684.00
<b>Off-Site</b>	21,936.00
<b>Utilities</b>	182,438.00
<b>Small Size Project</b>	62,372.00
<b>Total State Share (50%)</b>	2,501,037.00
<b>District Share (50%)</b>	2,501,037.00
<b>Total Project Cost</b>	<b>\$ 5,002,074.00</b>

**PROJECT FINANCING**

**State Share**

**This Project** \$ 2,501,037.00

**District Share**

<b>Cash Contribution</b>	25,956.00
<b>Financial Hardship</b>	2,475,081.00
<b>Total Project Cost</b>	<b>\$ 5,002,074.00</b>

**HISTORY OF PROJECT COST AND APPORTIONMENT**

	Fund Code	Proposition	Previously Authorized	Authorized This Action	State Apportionment This Action
<b>State Share</b>					
<b>New Construction/Add. Grant</b>	<b>047-500</b>	<b>47</b>	\$ 208,345.00	\$	
<b>New Construction/Add. Grant</b>	<b>951-500</b>	<b>51</b>	2,107,987.00	(2,107,987.00)	
<b>New Construction/Add. Grant</b>	<b>051-500</b>	<b>51</b>		2,292,692.00	2,292,692.00
<b>District Share</b>					
<b>Cash Contribution</b>			25,956.00		
<b>Financial Hardship</b>	<b>047-500</b>	<b>47</b>	195,813.00		
<b>Financial Hardship</b>	<b>951-500</b>	<b>51</b>	2,094,563.00	(2,094,563.00)	
<b>Financial Hardship</b>	<b>051-500</b>	<b>51</b>		2,279,268.00	2,279,268.00
<b>Total</b>			<b>\$ 4,632,664.00</b>	<b>\$ 369,410.00</b>	<b>\$ 4,571,960.00</b>

**Funding Sources: Proposition 47 Bonds/2002-Nov.; Proposition 51 Bonds/2016-Nov.**  
Pursuant to the Board's action on May 22, 2019, the District is required to submit a complete Fund Release Authorization (Form SAB 50-05) on or before August 20, 2019; otherwise, the apportionment will be rescinded without further Board action.

The District shall ensure that it is in compliance with all applicable laws, regulations and certifications it made on the program forms.

This project is a Use of Grants under Regulation Section 1859.77.3(a).

Based on the Board's action on June 5, 2017, this project is subject to the Grant Agreement submittal pursuant to School Facility Program Regulation Section 1859.90.4.

The District is responsible for ensuring that the project is compliant with Prevailing Wage Monitoring and/or Labor Compliance Program requirements at the time construction contracts are executed and/or construction commenced.

**SCHOOL DISTRICT DATA**

<b>Application No</b>	54/64733-00-103	<b>County</b>	Los Angeles
<b>School District</b>	Los Angeles Unified	<b>Charter School</b>	Bright Star Schools
		<b>School Name</b>	Rise Kohyang Middle

**PROJECT DATA**

**Type of Project:** Middle School

**Pupils Assigned**

K-6:	150
7-8:	300
9-12:	

**Non-Severe:**

**Severe:**

**Non-Toilet sq. ft.:**

**Toilet sq. ft.:**

**PRELIMINARY GRANT DATA**

<b>Charter School Base Grant</b>	\$ 5,733,000.00
<b>Site Acquisition</b>	<u>7,767,000.00</u>
<b>Total State Project Share (50%)</b>	13,500,000.00
<b>CSFA Lease-Payment Amount</b>	13,500,000.00
<b>Charter School Cash Contribution</b>	<u>0.00</u>
<b>Total Project Cost</b>	<u><u>\$ 27,000,000.00</u></u>

**Application Filing Basis:** Charter

**Number of Classrooms:** 18

**Master Plan Acres:**

**Existing Acres:**

**Proposed Acres:** 3.00

**Recommended Acres:** 8.10

**PROJECT FINANCING**

<b>State Share</b>	
<b>This Project</b>	\$ 13,500,000.00
<b>Charter School Share</b>	
<b>CSFA Lease Amount</b>	13,500,000.00
<b>Cash Contribution</b>	
<b>Total Project Cost</b>	<u>\$ 27,000,000.00</u>

**HISTORY OF PROJECT COST AND APPORTIONMENT**

	Fund Code	Proposition	Authorized This Action	Unfunded Preliminary Apportionment
<b>State Share</b>				
Charter School Grant	947-510	47	\$ 334,359.00	\$ 334,359.00
Charter School Grant	955-540	55	1,977,465.00	1,977,465.00
Charter School Grant	957-540	1D	11,188,176.00	11,188,176.00
<b>Charter School Share</b>				
CSFA Lease Amount	947-510	47	334,359.00	334,359.00
CSFA Lease Amount	955-540	55	1,977,465.00	1,977,465.00
CSFA Lease Amount	957-540	1D	<u>11,188,176.00</u>	<u>11,188,176.00</u>
<b>Total Project Cost</b>			<u>\$ 27,000,000.00</u>	<u>\$ 27,000,000.00</u>

**Funding Sources: Proposition 47 Bonds/2002-Nov.; Proposition 55 Bonds/2004-Mar.; Proposition 1D Bonds/2006-Nov.**

The Applicant shall ensure that it is in compliance with all applicable laws, regulations and certifications it made on the program forms.

Based on the Board's action on June 5, 2017, this project is subject to the Grant Agreement submittal pursuant to School Facility Program Regulation Section 1859.90.4.

The Applicant is responsible for ensuring that the project is compliant with Prevailing Wage Monitoring and/or Labor Compliance Program requirements at the time construction contracts are executed and/or construction commenced.

The above Charter School Grant is a maximum reservation of funding for each of the construction and site acquisition amounts (50 percent State share amount) and is not intended to reflect the actual project costs at the time the project is converted to a Final Charter School Apportionment (FCSA). The FCSA shall be based on SAB regulation allowances established at the time the project is converted and shall not exceed the maximum amounts in each category.

The Multilevel, Department of Toxic Substances Control, Site Development, General Site and Urban/Security/Impacted Site grants and Inflation Factor were removed, and Site Acquisition was reduced from \$8,381,159 to \$7,767,000 as requested by the Applicant for purposes of financial soundness.

REPORT OF THE EXECUTIVE OFFICER  
State Allocation Board Meeting, May 22, 2019

**SCHOOL DISTRICT DATA**

School District: .....SIERRA SANDS UNIFIED      County: .....KERN  
Application Number: .....58/73742-00-004      School Name: .....JAMES MONROE JUNIOR HIGH

PURPOSE OF REPORT

To present a School Facility Program (SFP) Facility Hardship Rehabilitation Program project for rescission.

DESCRIPTION

The SFP Facility Hardship Rehabilitation Program provides funding for qualified school districts on a 60/40 state and local sharing basis. The unfunded approval for this project was approved at the February 28, 2018 State Allocation Board Meeting. The District submitted a request to the Office of Public School Construction to rescind the project. This item rescinds the unfunded approval of this project.

Application No.	Facility Hardship Rehabilitation	Unfunded Approval Date	Unfunded Amount
58/73742-00-004	\$182,369	02/28/18	\$182,369

AUTHORITY

SFP Regulation Section 1859.107 states "...the application may be withdrawn and resubmitted for SAB approval under the provisions of any amended or new regulation that becomes effective prior to the apportionment for the project. The district must first request from the OPSC that the application be withdrawn and removed from the Unfunded List..."

RECOMMENDATIONS

1. Rescind the District's application listed above.
2. Approve a decrease of \$182,369 in the Unfunded Approval [Bonds/2016-Nov.; 951-570] from \$182,369 to \$0.

REPORT OF THE EXECUTIVE OFFICER  
State Allocation Board Meeting, May 22, 2019

<b>SCHOOL DISTRICT DATA</b>	
-----------------------------	--

School District:.....WEST CONTRA COSTA UNIFIED	County:.....CONTRA COSTA
Application Number:.....57/61796-00-048	School Name.....HELMS JUNIOR HIGH

PURPOSE OF REPORT

To present a School Facility Program (SFP) Modernization project for rescission.

DESCRIPTION

The SFP Modernization Program provides funding for qualified school districts on a 60/40 state and local sharing basis. The unfunded approval for this project was approved at the April 25, 2018 State Allocation Board meeting. The District submitted a request to the Office of Public School Construction to rescind the project. This item rescinds the unfunded approval of this project.

Application No.	Total Number of Pupils		Unfunded Approval Date	Unfunded Amount
	7-8	Non-Severe		
57/61796-00-048	16	1	04/25/2018	\$96,652.00

AUTHORITY

SFP Regulation Section 1859.107 states "...the application may be withdrawn and resubmitted for SAB approval under the provisions of any amended or new regulation that becomes effective prior to the apportionment for the project. The district must first request from the OPSC that the application be withdrawn and removed from the Unfunded List..."

RECOMMENDATIONS

1. Rescind the District's application listed above.
2. Approve a decrease of \$96,652.00 in the Unfunded Approval [Bonds/2016-Nov.; 951-570] from \$96,652.00 to \$0.
3. Approve the return of 16 (7-8) and 1 (Non-Severe) pupil grants to the District's Modernization baseline.

REPORT OF THE EXECUTIVE OFFICER  
State Allocation Board Meeting, May 22, 2019

<b>SCHOOL DISTRICT DATA</b>
-----------------------------

School District:.....WISEBURN UNIFIED      County:.....LOS ANGELES  
Application Number:.....59/76869-00-002      School Name.....DA VINCI COMMUNICATIONS HIGH

**PURPOSE OF REPORT**

To present a School Facility Program (SFP) Career Technical Education Facilities Program (CTEFP) project for rescission.

**DESCRIPTION**

From May to December 2018, the State Allocation Board (Board) approved CTEFP projects for the fourth funding cycle totaling \$125 million. The Board approved this project for placement on the Unfunded List (Lack of AB55 Loans) on December 11, 2018. A priority funding apportionment in the amount of \$395,451 was approved on April 24, 2019. On May 13, 2019, the District submitted a request to the Office of Public School Construction to rescind the apportionment.

Career Technical Education Facilities Program Application No.	State Apportionment Date	Apportionment Amount
59/76869-00-002	04/24/19	\$395,451

**AUTHORITY**

SFP Regulation Section 1859.198 states, in part, “Any Career Technical Education Facilities project funds returned due to projects being rescinded or reduced to cost incurred shall be made available for Apportionment in subsequent funding cycles.”

**RECOMMENDATIONS**

1. Rescind the District’s application listed above.
2. Approve a decrease of \$395,451 in the State Apportionment [Bonds/2016-Nov.; 051-600] from \$395,451 to \$0.

# Facility Hardship / Rehabilitation Program

REPORT OF THE EXECUTIVE OFFICER  
State Allocation Board Meeting, May 22, 2019

SCHOOL DISTRICT DATA	
School District: .....	BENICIA UNIFIED County:.....SOLANO
Application Number:.....	58/70524-00-001 School Name:.....BENICIA HIGH
Total District Enrollment:.....	4,662 Project Grade Level:.....9-12
Financial Hardship:.....	NO

PURPOSE OF REPORT

Type of Request	State Allocation Board (Board) approval for placement on the Unfunded List (Lack of AB 55 Loans) for a School Facility Program (SFP) Facility Hardship rehabilitation project.
Total Project Cost	\$2,430,857.00
Cost to the State	\$1,458,514.00

DESCRIPTION

Description of Health and Safety Threat	The existing fire alarm system at Benicia High School is designed as a “Manual System.” The system consistently malfunctioned, causing the Benicia Fire Department to respond to multiple false alarms and unexpected panel conditions throughout the previous 10 years. According to the District, the conditions resulted in a false sense of security leading to delayed evacuation times. According to the report by Sound and Signal Inc., dated November 5, 2018, “This system does not have full automatic addressable life safety systems, voice evacuation capabilities or CO detectors...Due to the age of the system, replacement parts are no longer available. If one part fails there are ONLY temporary solutions...A dependable fire alarm and evacuation system meeting current codes is necessary for the health and safety of the pupils.”
Scope of Project	The scope of this project includes the replacement of the fire alarm system.
Status of School Site	The District signed contracts and gave notice to proceed in May of 2017. The fire system replacement was completed in Fall of 2018.

QUALIFYING CRITERIA

Government/State Level Concurrence	The City of Benicia has provided written concurrence from its Fire Prevention Inspector supporting the industry specialist’s findings and recommended work to mitigate the health and safety threat.
Staff Supports the District’s Request	Yes
Site Visit Completed by Staff	Staff accepted detailed reports from an industry specialist in lieu of a site visit.

AUTHORITY

See Attachment A

### RECOMMENDATIONS

1. Approve the District's request for an unfunded approval to reimburse the District for the replacement of the fire alarm system at the Benicia High School site, pursuant to SFP Regulation Section 1859.83(e) as shown on Attachment B.
2. Provide that the State portion of any and all project savings realized from the funding of this rehabilitation project must be returned to the State.



## ATTACHMENT A

### AUTHORITY

Education Code (EC) Section 17075.10(a) states:

A school district may apply for hardship assistance in cases of extraordinary circumstances. Extraordinary circumstances may include, but are not limited to, the need to repair, reconstruct, or replace the most vulnerable school facilities that are identified as a Category 2 building, as defined in the report submitted pursuant to Section 17317, determined by the department to pose an unacceptable risk of injury to its occupants in the event of a seismic event.

SFP Regulation Section 1859.82 states, "A district is eligible for facility hardship funding to repair, replace, or construct new classrooms and related facilities if the district demonstrates there is an unmet need for pupil housing or the condition of the facilities, or the lack of facilities, is a threat to the health and safety of the pupils."

SFP Regulation Section 1859.82(a)(1) provides for Facility Hardship grant funding when:

The facilities are needed to ensure the health and safety of the pupils if the district can demonstrate to the satisfaction of the Board that the health and safety of the pupils is at risk. Factors to be considered by the Board shall include the close proximity to a major freeway, airport, electrical facility, high power transmission lines, dam, pipeline, industrial facility, adverse air quality emission or other health and safety risks, including structural deficiencies required by the DSA to be repaired, seismic mitigation of the Most Vulnerable Category 2 Buildings as verified by the DSA, traffic safety or because the pupils reside in remote areas of the district and transportation to existing facilities is not possible or poses a health and safety risk.

SFP Regulation Section 1859.82(a)(1)(A)(1) states,

If the total cost to remain in the classroom or related facility is 50 percent or less than the Current Replacement Cost, the district may qualify for either grant below, as applicable:

- a. Modernization Excessive Cost Hardship Grant for Rehabilitation Costs pursuant to Section 1859.83(e), or
- b. A grant not to exceed 50 percent of the cost estimate that has been reviewed and approved by the OPSC and approved by the Board for seismic repair.

Regulation Section 1859.83(e) states:

Excessive Cost for rehabilitation of facilities the Board has determined are a health and safety risk to the pupils pursuant to Section 1859.82(a)(1) and the cost/benefit analysis to mitigate the problem and remain in the facility is less than 50 percent of the Current Replacement Cost of the facility. The cost/benefit analysis shall not include increased costs associated with high performance related costs or components, with the exception of those high performance components that were pre-existing in the classroom or related facility. If the district qualifies, the district is eligible for funding of Rehabilitation Costs as a modernization project. If the Approved Application is received on or before April 29, 2002, the grant amount provided is 80 percent of the amount of the cost estimate required in Section 1859.82(a)(1) that has been reviewed by the OPSC and approved by the Board. If the Approved Application is received after April 29, 2002, the grant amount provided is 60 percent of the amount of the cost estimate required in Section 1859.82(a)(1) that has been reviewed by the OPSC and approved by the Board. An additional grant may be provided for high performance incentive pursuant to Section 1859.77.4 provided that the high performance points attained are related to the scope of the Facility Hardship project. For any project funded in whole or in part from Proposition 47 or Proposition 55 for which the construction contract is awarded prior to January 1, 2012, the district may be eligible for the funding provided to initiate and enforce a LCP as prescribed in Section 1859.78.1(a). For any project for which the construction contract is awarded on January 1, 2012 through June 19, 2014, the grant may be adjusted in the manner prescribed in Section 1859.78.1(b) and subject to the limitations established in Section 1859.78.1(c).

**SCHOOL DISTRICT DATA**

Application No: 58/70524-00-001 County: Solano  
 School District: Benicia Unified School Name: Benicia High

**PROJECT DATA**

Type of Project: High School Application Filing Basis: Site Specific  
 Pupils Assigned Under 50 Yrs: K-6:  
 7-8:  
 9-12:  
 Non-Severe:  
 Severe:  
 Financial Hardship Requested: No Recommended Acres: 46.5  
 Alternative Education School: No Existing Acres: 42.9

**ADJUSTED GRANT DATA**

Rehabilitation	\$ 1,458,514.00
Total State Share (60%)	1,458,514.00
District Share (40%)	972,343.00
Total Project Cost	<u>\$ 2,430,857.00</u>

**PROJECT FINANCING**

<u>State Share</u>	
This Project	\$ 1,458,514.00
<u>District Share</u>	
Cash Contribution	972,343.00
Financial Hardship	
Total Project Cost	<u>\$ 2,430,857.00</u>

**HISTORY OF PROJECT COST AND APPORTIONMENT**

	Fund Code	Proposition	Previously Authorized	Authorized This Action	Unfunded Approval This Action
<u>State Share</u>					
Modernization/Additional Grant	951-570	51	\$	\$ 1,458,514.00	\$ 1,458,514.00
<u>District Share</u>					
Cash Contribution				972,343.00	
Total			\$	<u>\$ 2,430,857.00</u>	<u>\$ 1,458,514.00</u>

**Funding Source: Proposition 51 Bonds/2016-Nov.**

Pursuant to the Board's action on March 11, 2009, this application has been approved and placed on the Unfunded List (Lack of AB 55 Loans). This approval does not constitute a guarantee or commitment of future State funding.

The District shall ensure that it is in compliance with all applicable laws, regulations and certifications it made on the program forms.

Based on the Board's action on June 5, 2017, this project is subject to the Grant Agreement submittal pursuant to School Facility Program Regulation Section 1859.90.4.

The District is responsible for ensuring that the project is compliant with Prevailing Wage Monitoring and/or Labor Compliance Program requirements at the time construction contracts are executed and/or construction commenced.

REPORT OF THE EXECUTIVE OFFICER  
State Allocation Board Meeting, May 22, 2019

<b>SCHOOL DISTRICT DATA</b>
-----------------------------

School District: .....WASCO UNION HIGH	County:.....KERN
Application Number:..... 58/63859-00-001	School Name:.....WASCO HIGH
Total District Enrollment:.....1,864	Project Grade Level:.....9-12
Financial Hardship:.....	.....NO

PURPOSE OF REPORT

Type of Request	State Allocation Board (Board) approval for placement on the Unfunded List (Lack of AB 55 Loans) for a School Facility Program (SFP) Facility Hardship Seismic Mitigation Program (SMP) Rehabilitation project.
Total Project Cost	\$1,262,839.96
Cost to the State	\$631,419.98

DESCRIPTION

Description of Health and Safety Threat	A report by John A. Martin & Associates Inc. Structural Engineers, dated December 13, 2017, identifies several structural deficiencies with the shear wall support system in the science building located at the Wasco High School site. The report references material insufficiencies with the load path transfer design of the building’s structure that render the facility at high risk of collapse in the event of seismic activity. The building qualifies for the SMP based on the qualifying criteria in Education Code Section 17075.10 and SFP Regulation Section 1859.82.
Scope of Project	The scope of this project includes the seismic rehabilitation of the science building.
Status of School Site	The project is under contract and currently in construction. It is approximately 40 percent complete with an anticipated completion date of January 2020.

QUALIFYING CRITERIA

Government/State Level Concurrence	The science building was a Most Vulnerable Category 2 Building type as defined in SFP Regulations and has met qualifying criteria of the SMP. The Division of the State Architect (DSA) has approved the District for Phase One (Eligibility Evaluation), Phase Three (Seismic Rehabilitation Pre-Application) and final plan approval. These approvals enable the District to apply for funding from the State Allocation Board.
Staff Supports the District’s Request	Yes
Site Visit Completed by Staff	Staff accepted detailed reports from industry specialists and DSA approval in lieu of a site visit.

AUTHORITY

See Attachment A

RECOMMENDATIONS

1. Approve the District's request for an unfunded approval for the SMP rehabilitation of the science building at the Wasco High School site, pursuant to SFP Regulation Section 1859.82(a)(1)(A)1.b. as provided on Attachment B.
2. Provide that the State portion of any and all project savings realized from the funding of this SMP rehabilitation project must be returned to the State.

AUTHORITY  
ATTACHMENT A

Education Code (EC) Section 17075.10(a) states:

A school district may apply for hardship assistance in cases of extraordinary circumstances. Extraordinary circumstances may include, but are not limited to, the need to repair, reconstruct, or replace the most vulnerable school facilities that are identified as a Category 2 building, as defined in the report submitted pursuant to Section 17317, determined by the department to pose an unacceptable risk of injury to its occupants in the event of a seismic event.

SFP Regulation Section 1859.82 states, "A district is eligible for facility hardship funding to repair, replace, or construct new classrooms and related facilities if the district demonstrates there is an unmet need for pupil housing or the condition of the facilities, or the lack of facilities, is a threat to the health and safety of the pupils."

SFP Regulation Section 1859.82(a)(1) provides for Facility Hardship grant funding when:

The facilities are needed to ensure the health and safety of the pupils if the district can demonstrate to the satisfaction of the Board that the health and safety of the pupils is at risk. Factors to be considered by the Board shall include the close proximity to a major freeway, airport, electrical facility, high power transmission lines, dam, pipeline, industrial facility, adverse air quality emission or other health and safety risks, including structural deficiencies required by the DSA to be repaired, seismic mitigation of the Most Vulnerable Category 2 Buildings as verified by the DSA, traffic safety or because the pupils reside in remote areas of the district and transportation to existing facilities is not possible or poses a health and safety risk.

SFP Regulation Section 1859.82(a)(1)(A)(1) states,

If the total cost to remain in the classroom or related facility is 50 percent or less than the Current Replacement Cost, the district may qualify for either grant below, as applicable:

- a. Modernization Excessive Cost Hardship Grant for Rehabilitation Costs pursuant to Section 1859.83(e),  
or
- b. A grant not to exceed 50 percent of the cost estimate that has been reviewed and approved by the OPSC and approved by the Board for seismic repair.

SFP Regulation Section (a)(1)(C) states,

The seismic mitigation projects must meet all of the following requirements:

1. The construction contract was executed on or after May 20, 2006;
2. The project funding provided shall be for the minimum work necessary to obtain DSA approval;
3. The building is designed for occupancy by students and staff; and
4. The DSA concurs with a report by a structural engineer, which identifies structural deficiencies that pose an unacceptable risk of injury to its occupants in a seismic event. If the unacceptable risk of injury is due to the presence of faulting, liquefaction or landslide, these hazards must be documented by a geologic hazards report prepared by an engineering geologist in accordance with California Building Code, Part 2, Chapter 18, section 1803A and with the concurrence of the California Geological Survey.

**SCHOOL DISTRICT DATA**

Application No: 58/63859-00-001 County: Kern  
 School District: Wasco Union High School Name: Wasco High

**PROJECT DATA**

Type of Project: High School Application Filing Basis: Site Specific  
 Pupils Assigned Under 50 Yrs: K-6:  
 7-8:  
 9-12:  
 Non-Severe:  
 Severe:  
 Financial Hardship Requested: No Recommended Acres: 46.5  
 Alternative Education School: No Existing Acres: 50.24

**ADJUSTED GRANT DATA**

Rehabilitation	\$ 627,441.98
Project Assistance	3,978.00
Total State Share (50%)	631,419.98
District Share (50%)	631,419.98
Total Project Cost	<u>\$ 1,262,839.96</u>

**PROJECT FINANCING**

State Share  
 This Project \$ 631,419.98  
District Share  
 Cash Contribution 631,419.98  
 Financial Hardship  
 Total Project Cost \$ 1,262,839.96

**HISTORY OF PROJECT COST AND APPORTIONMENT**

	Fund Code	Proposition	Previously Authorized	Authorized This Action	Unfunded Approval This Action
<u>State Share</u>					
Modernization/Additional Grant	951-570	51	\$	\$ 631,419.98	\$ 631,419.98
<u>District Share</u>					
Cash Contribution				631,419.98	
Total			\$	<u>\$ 1,262,839.96</u>	<u>\$ 631,419.98</u>

**Funding Source: Proposition 51 Bonds/2016-Nov.**

Pursuant to the Board's action on March 11, 2009, this application has been approved and placed on the Unfunded List (Lack of AB 55 Loans). This approval does not constitute a guarantee or commitment of future State funding.

The District shall ensure that it is in compliance with all applicable laws, regulations and certifications it made on the program forms.

Based on the Board's action on June 5, 2017, this project is subject to the Grant Agreement submittal pursuant to School Facility Program Regulation Section 1859.90.4.

The District is responsible for ensuring that the project is compliant with Prevailing Wage Monitoring and/or Labor Compliance Program requirements at the time construction contracts are executed and/or construction commenced.

REPORT OF THE EXECUTIVE OFFICER  
State Allocation Board Meeting, May 22, 2019

<b>SCHOOL DISTRICT DATA</b>
-----------------------------

School District: .....WHEATLAND UNION HIGH	County:.....YUBA
Application Number:..... 58/72769-00-001	School Name:.....WHEATLAND UNION HIGH
Total District Enrollment:.....784	Project Grade Level:.....9-12
Financial Hardship:.....	.....NO

**PURPOSE OF REPORT**

Type of Request	State Allocation Board (Board) approval for placement on the Unfunded List (Lack of AB 55 Loans) for a School Facility Program (SFP) Facility Hardship rehabilitation project.
Total Project Cost	\$73,985
Cost to the State	\$45,982

**DESCRIPTION**

Description of Health and Safety Threat	In the fall of 2018, District staff at Wheatland Union High School site observed a loud pop and smoke emanating from an electrical junction box in the cafeteria. A letter by Electrical Engineer Daniel Iseman, dated October 15, 2018, reported that the cause was due to an outdated electrical distribution network which improperly routed the voltage in the system, melting several connections. Given the age of the system and this recent short circuiting event, recurring electrical system failures are likely and pose a health and safety threat to students and staff.
Scope of Project	The scope of this project includes the replacement of the electrical junction box and wiring in the cafeteria.
Status of School Site	The District completed the necessary replacement between December 26, 2018 and January 22, 2019.

**QUALIFYING CRITERIA**

Government/State Level Concurrence	The Wheatland Fire Authority has provided written concurrence that supports the industry specialist’s findings and recommended work to mitigate the health and safety threat.
Staff Supports the District’s Request	Yes
Site Visit Completed by Staff	Staff accepted detailed reports and photographs from an industry specialist in lieu of a site visit.

**AUTHORITY**

See Attachment A

RECOMMENDATIONS

1. Approve the District's request for an unfunded approval to replace the fire alarm system at the Wheatland Union High School site, pursuant to SFP Regulation Section 1859.83(e) as shown on Attachment B.
2. Provide that the State portion of any and all project savings realized from the funding of this facility hardship rehabilitation project must be returned to the State.



## ATTACHMENT A

### AUTHORITY

Education Code (EC) Section 17075.10(a) states:

A school district may apply for hardship assistance in cases of extraordinary circumstances. Extraordinary circumstances may include, but are not limited to, the need to repair, reconstruct, or replace the most vulnerable school facilities that are identified as a Category 2 building, as defined in the report submitted pursuant to Section 17317, determined by the department to pose an unacceptable risk of injury to its occupants in the event of a seismic event.

SFP Regulation Section 1859.82 states, "A district is eligible for facility hardship funding to repair, replace, or construct new classrooms and related facilities if the district demonstrates there is an unmet need for pupil housing or the condition of the facilities, or the lack of facilities, is a threat to the health and safety of the pupils."

SFP Regulation Section 1859.82(a)(1) provides for Facility Hardship grant funding when:

The facilities are needed to ensure the health and safety of the pupils if the district can demonstrate to the satisfaction of the Board that the health and safety of the pupils is at risk. Factors to be considered by the Board shall include the close proximity to a major freeway, airport, electrical facility, high power transmission lines, dam, pipeline, industrial facility, adverse air quality emission or other health and safety risks, including structural deficiencies required by the DSA to be repaired, seismic mitigation of the Most Vulnerable Category 2 Buildings as verified by the DSA, traffic safety or because the pupils reside in remote areas of the district and transportation to existing facilities is not possible or poses a health and safety risk.

SFP Regulation Section 1859.82(a)(1)(A)(1) states,

If the total cost to remain in the classroom or related facility is 50 percent or less than the Current Replacement Cost, the district may qualify for either grant below, as applicable:

- a. Modernization Excessive Cost Hardship Grant for Rehabilitation Costs pursuant to Section 1859.83(e), or
- b. A grant not to exceed 50 percent of the cost estimate that has been reviewed and approved by the OPSC and approved by the Board for seismic repair.

Regulation Section 1859.83(e) states:

Excessive Cost for rehabilitation of facilities the Board has determined are a health and safety risk to the pupils pursuant to Section 1859.82(a)(1) and the cost/benefit analysis to mitigate the problem and remain in the facility is less than 50 percent of the Current Replacement Cost of the facility. The cost/benefit analysis shall not include increased costs associated with high performance related costs or components, with the exception of those high performance components that were pre-existing in the classroom or related facility. If the district qualifies, the district is eligible for funding of Rehabilitation Costs as a modernization project. If the Approved Application is received on or before April 29, 2002, the grant amount provided is 80 percent of the amount of the cost estimate required in Section 1859.82(a)(1) that has been reviewed by the OPSC and approved by the Board. If the Approved Application is received after April 29, 2002, the grant amount provided is 60 percent of the amount of the cost estimate required in Section 1859.82(a)(1) that has been reviewed by the OPSC and approved by the Board. An additional grant may be provided for high performance incentive pursuant to Section 1859.77.4 provided that the high performance points attained are related to the scope of the Facility Hardship project. For any project funded in whole or in part from Proposition 47 or Proposition 55 for which the construction contract is awarded prior to January 1, 2012, the district may be eligible for the funding provided to initiate and enforce a LCP as prescribed in Section 1859.78.1(a). For any project for which the construction contract is awarded on January 1, 2012 through June 19, 2014, the grant may be adjusted in the manner prescribed in Section 1859.78.1(b) and subject to the limitations established in Section 1859.78.1(c).

**SCHOOL DISTRICT DATA**

Application No: 58/72769-00-001 County: Yuba  
 School District: Wheatland Union High School Name: Wheatland Union High

**PROJECT DATA**

Type of Project: High School Application Filing Basis: Site Specific  
 Pupils Assigned Under 50 Yrs: K-6:  
 7-8:  
 9-12:  
 Non-Severe:  
 Severe:  
 Financial Hardship Requested: No Recommended Acres: 27.1  
 Alternative Education School: No Existing Acres: 34.02

**ADJUSTED GRANT DATA**

Rehabilitation	\$ 42,004.00
Project Assistance	3,978.00
Total State Share (60%)	45,982.00
District Share (40%)	28,003.00
Total Project Cost	<u>\$ 73,985.00</u>

**PROJECT FINANCING**

<u>State Share</u>	
This Project	\$ 45,982.00
<u>District Share</u>	
Cash Contribution	28,003.00
Financial Hardship	
Total Project Cost	<u>\$ 73,985.00</u>

**HISTORY OF PROJECT COST AND APPORTIONMENT**

	Fund Code	Proposition	Previously Authorized	Authorized This Action	Unfunded Approval This Action
<u>State Share</u>					
Modernization/Additional Grant	951-570	51	\$	\$ 45,982.00	\$ 45,982.00
<u>District Share</u>					
Cash Contribution				28,003.00	
Total			\$	\$ 73,985.00	\$ 45,982.00

**Funding Source: Proposition 51 Bonds/2016-Nov.**

Pursuant to the Board's action on March 11, 2009, this application has been approved and placed on the Unfunded List (Lack of AB 55 Loans). This approval does not constitute a guarantee or commitment of future State funding.

The District shall ensure that it is in compliance with all applicable laws, regulations and certifications it made on the program forms.

Based on the Board's action on June 5, 2017, this project is subject to the Grant Agreement submittal pursuant to School Facility Program Regulation Section 1859.90.4.

The District is responsible for ensuring that the project is compliant with Prevailing Wage Monitoring and/or Labor Compliance Program requirements at the time construction contracts are executed and/or construction commenced.

# Emergency Repair Program

REPORT OF THE EXECUTIVE OFFICER  
State Allocation Board Meeting, May 22, 2019

EMERGENCY REPAIR PROGRAM GRANT ADJUSTMENTS - SAVINGS

PURPOSE OF REPORT

To reduce grant apportionments for the attached listing of Emergency Repair Program (ERP) projects.

DESCRIPTION

The Local Educational Agencies (LEAs) listed on the Attachment have submitted the required *Expenditure Reports* (Form SAB 61-04) that indicate expenditures are less than the ERP funded grant (savings). In addition, any interest earned on the reported savings has been verified. The Attachment A includes ten ERP applications that require adjustments.

The purpose of this item is to request the State Allocation Board to reduce the grant apportionments by the savings and interest earned on ERP projects and require the LEAs to return State funds as listed on the Attachment A.

AUTHORITY

California Code of Regulations (CCR) Title 2, Section 1859.330, states in part, that when expenditures have been determined to be less than the ERP funded grant, the apportionment for ERP funding should be reduced (adjusted) by the amount of the savings and any interest earned.

CCR Title 2, Section 1859.324.1(a), states in part, that when adjustments to apportionments are established, collection procedures must be initiated.

RECOMMENDATIONS

1. Reduce the grant apportionments by the savings and interest earned for the ERP applications listed on the Attachment A.
2. Require the LEAs to return State funds as indicated on the Attachment A.

ATTACHMENT A  
EMERGENCY REPAIR PROGRAM - Grant Fund Adjustments - Accepting Payments of Savings  
State Allocation Board Meeting - May 22, 2019

County	Local Educational Agency (LEA)	Site	Application Number	State Apportionment	Expenditures	Savings	Interest	Total funds to be returned to the state	Adjusted Apportionment
Sacramento	Sacramento City Unified	Goethe (Charles M.) Middle	61/67439-00-0270	\$ 43,164.00	\$ 42,767.50	\$ 396.50	\$ -	\$ 396.50	\$ 42,767.50
San Joaquin	Lodi Unified	Wagner-Holt Elementary	61/68585-00-0082*	\$ 496,279.00	\$ 281,942.00	\$ 214,337.00	\$ 3,755.00	\$ 218,092.00	\$ 281,942.00
Riverside	San Jacinto Unified	San Jacinto High	61/67249-00-0031*	\$ 420,722.00	\$ 373,140.57	\$ 47,581.43	\$ -	\$ 47,581.43	\$ 373,140.57
Kern	Bakersfield City Elementary	Garza (Ramon) Elementary	61/63321-00-0015	\$ 29,800.00	\$ -	\$ 29,800.00	\$ 344.00	\$ 30,144.00	\$ -
Tulare	Woodlake Union High	Woodlake High	61/72280-00-0015	\$ 414,448.00	\$ 371,945.13	\$ 42,502.87	\$ 9,614.35	\$ 52,117.22	\$ 371,945.13
Tulare	Woodlake Union High	Woodlake High	61/72280-00-0016	\$ 1,381,387.00	\$ 1,339,810.00	\$ 41,577.00	\$ 7,906.06	\$ 49,483.06	\$ 1,339,810.00
Tulare	Woodlake Union High	Woodlake High	61/72280-00-0017	\$ 1,197,183.00	\$ 1,150,352.75	\$ 46,830.25	\$ 20,651.34	\$ 67,481.59	\$ 1,150,352.75
Los Angeles	Centinela Valley Union High	Leuzinger High	61/64352-00-0036	\$ 152,463.00	\$ 123,136.15	\$ 29,326.85	\$ 4,323.00	\$ 33,649.85	\$ 123,136.15
Riverside	Palo Verde Unified	Palo Verde High	61/67181-00-0013	\$ 11,730.00	\$ 9,889.00	\$ 1,841.00	\$ -	\$ 1,841.00	\$ 9,889.00
San Joaquin	Lincoln Unified	Williams (John R.)	61/68569-00-0012	\$ 65,665.00	\$ -	\$ 65,665.00	\$ -	\$ 65,665.00	\$ -
<b>Totals</b>				<b>\$ 3,692,983.10</b>	<b>\$ 519,857.90</b>	<b>\$ 46,593.75</b>	<b>\$ 46,593.75</b>	<b>\$ 566,451.65</b>	

\*Applications which have not returned the savings with the expenditure report submittal

REPORT OF THE EXECUTIVE OFFICER  
State Allocation Board Meeting, May 22, 2019

EMERGENCY REPAIR PROGRAM RESCISSION

PURPOSE OF REPORT

To present Emergency Repair Program (ERP) Grant rescissions.

DESCRIPTION

At the school district's request, staff is requesting the rescission of Grant Funding for the applications listed on Attachment A, in the amount of \$131,112. The applications were Apportioned at the August 23, 2017 State Allocation Board meeting.

AUTHORITY

ERP Regulation Section 1859.320 state

"An LEA [Local Educational Agency] seeking an ERP Grant for funding of costs for repairs or replacement of existing structural components or building systems that pose(d) a health and safety threat to the pupils or staff while at school, as defined by EC [Education Code] Section 17592.72(c)(1), shall submit to the OPSC [Office of Public School Construction] a completed Form SAB 61-03."

RECOMMENDATION

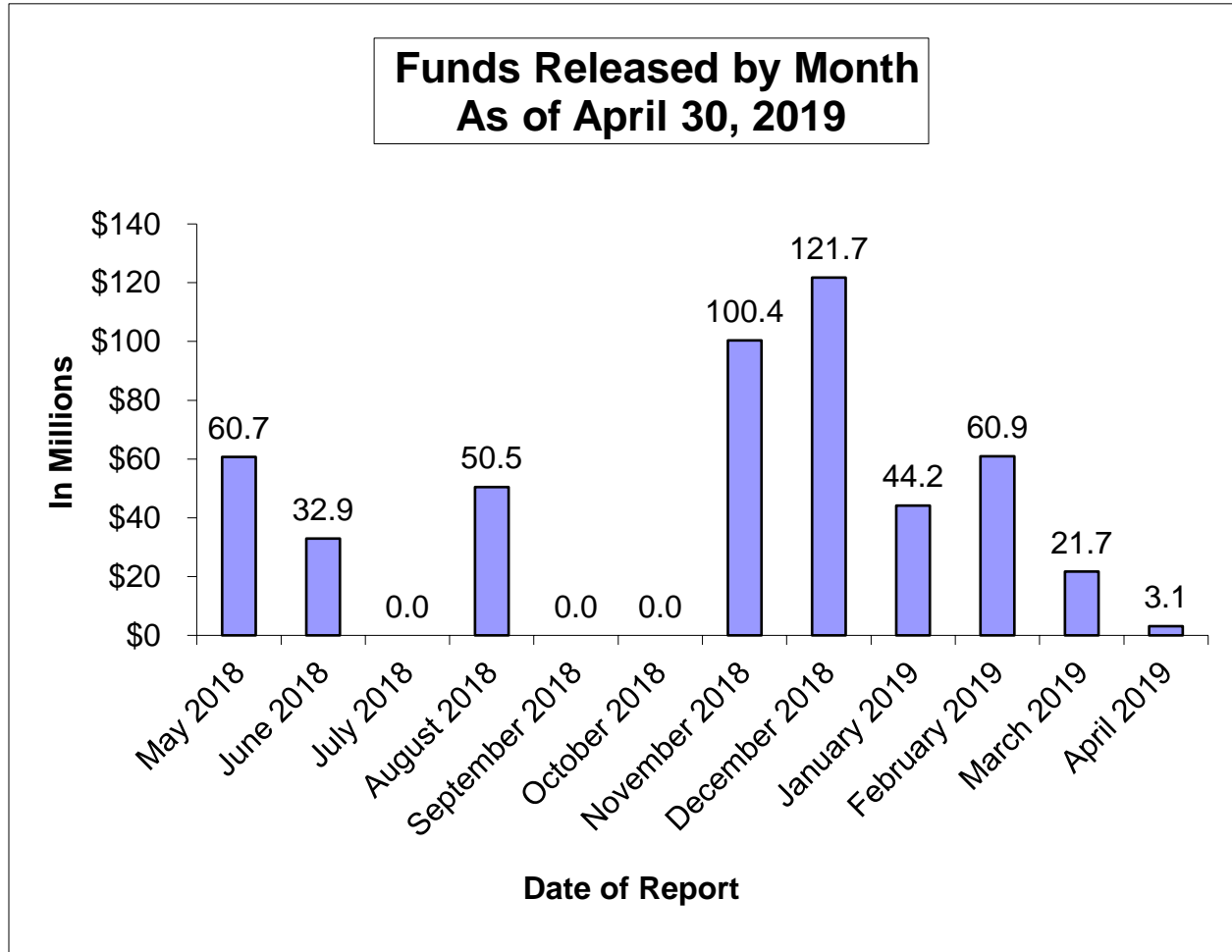
Rescind the State Apportionment in the amount of \$131,112 for the Desert Sands Unified School District, for the applications listed on Attachment A.

ATTACHMENT A  
 EMERGENCY REPAIR PROGRAM - Rescissions  
 State Allocation Board Meeting, May 22, 2019

County	Local Educational Agency (LEA)	Site	Application Number	LEA Total State Apportionment	Adjust. Type*	Apportionment to be Returned to State	Interest to be Returned to State	Total funds to be returned to the state
Sonoma	Santa Rosa Elementary	Monroe (James) Elementary	61/70912-00-0033	\$ 114,266	r	\$ 114,266.00	\$ -	\$ 114,266.00
Sonoma	Santa Rosa Elementary	Lincoln (Abraham) Elementary	61/70912-00-0036	\$ 11,108	r	\$ 11,108.00	\$ -	\$ 11,108.00
Sonoma	Santa Rosa City Schools	Cook (Lawrence) Middle	61/70920-00-0011	\$ 5,738	r	\$ 5,738.00	\$ -	\$ 5,738.00
						<b>\$ 131,112.00</b>		<b>\$ 131,112.00</b>

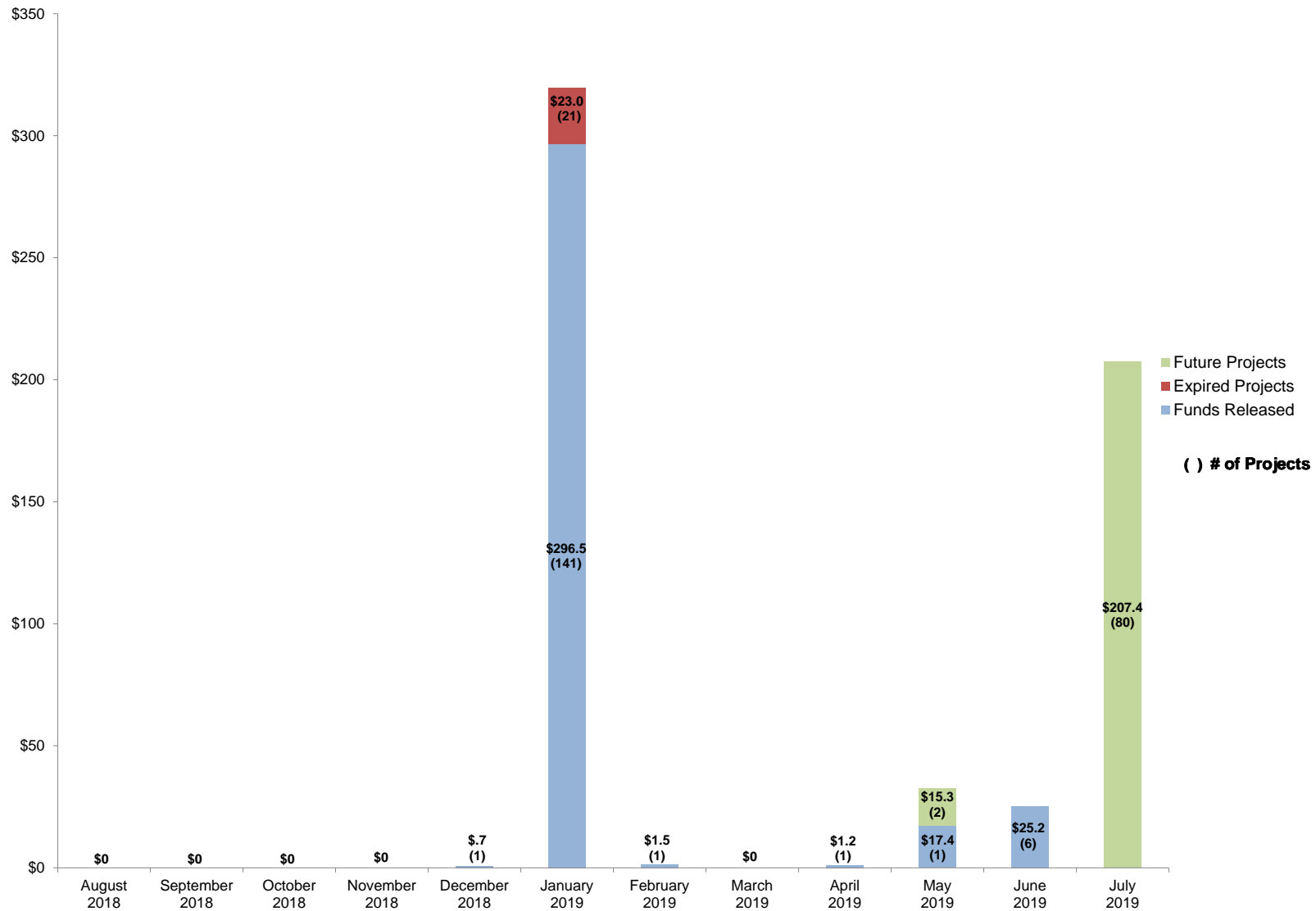
\*Application type "r" identifies rescissions for projects which have not been completed, thus having the grant apportionment reduced to zero

STATUS OF FUND RELEASES





**Status of School Facility Program Apportionments Set to Expire  
due to Time Limit on Fund Release, as of April 24, 2019 SAB  
(in millions of dollars)**



\*There is 1 project (51/71662-00-001) for \$12.8 million that was apportioned at the 04/25/2018 SAB ; the TLOFR date is 09/25/2019  
 \*There is 1 project (51/75028-00-001) for \$10.3 million that was apportioned at the 05/23/2018 SAB; the TLOFR date is 10/23/2019  
 \*There are 39 projects for \$77 million that were apportioned at the 10/24/2018 SAB; the TLOFR date is 10/24/2019  
 \*There is 1 project (51/63610-00-002) for \$2.4 million that was apportioned at the 08/15/2018 SAB; The TLOFR date is 02/15/2020  
 \*There are 8 projects for \$12.3 million that was apportioned at the 04/24/2019 SAB; the TLOFR date is 04/24/2020  
 \*There are 2 projects (51/75028-00-001 and 51/75028-00-002) for \$19.2 million that were apportioned at the 1/23/2019 SAB; The TLOFR date is 07/23/2020  
 \* There is 1 project (51/75028-00-002) for \$.5 million that was apportioned at the 02/27/2019 SAB, The TLOFR date is 08/27/2020  
 \*There is 1 project (57/61531-00-003) for \$5.3 million that was apportioned 04/24/2019 SAB, the TLOFR date is 10/24/2020  
 These projects will be added to the TLOFR chart at a later date

## SCHOOL FACILITY PROGRAM

Available Funds (in Millions) As of May 22, 2019

Program	Original Bond Allocation	Remaining Bond Authority as of April 24, 2019	Estimated Approvals for May 22, 2019	Special Items/PIF	Remaining Bond Authority as of May 22, 2019 (excludes Unfunded Approvals)	Accumulated Unfunded Approvals as of April 24, 2019	Estimated Unfunded Approvals for May 22, 2019	Special Items/PIF	Remaining Bond Authority as of May 22, 2019 (includes Unfunded Approvals)
<b>Prop. 51 - \$7 Billion - November 2016</b>									
New Construction	\$3,000.0	\$2,475.7	-\$4.6		\$2,471.1	-\$400.7	-\$43.6		\$2,026.8
Modernization	3,000.0	2,556.6			2,556.6	-115.7	-20.8		2,420.1
Career Technical Education	500.0	376.7			376.7	-0.1			376.6
Charter School	500.0	423.3			423.3	-415.6	1.6		9.3
<b>SUBTOTAL</b>	<b>\$7,000.0</b>	<b>\$5,832.3</b>	<b>-\$4.6</b>	<b>\$0.0</b>	<b>\$5,827.7<sup>A</sup></b>	<b>-\$932.1</b>	<b>-\$62.8</b>	<b>\$0.0</b>	<b>\$4,832.8</b>

<b>Prop. 1D - \$7.3 Billion - November 2006</b>									
New Construction	\$1,900.0	\$3.4			\$3.4	-\$1.8			\$1.6
Seismic Repair		2.9			2.9	-2.9			0.0
Modernization	3,300.0	6.4			6.4	-6.0			0.4
Career Technical Education	500.0	12.2			12.2				12.2
High Performance Schools	100.0	0.4			0.4				0.4
Overcrowding Relief	1,000.0	9.0			9.0				9.0
Charter School	500.0	157.1			157.1	-126.4	-\$22.4		8.3 <sup>F</sup>
Joint Use	57.5 <sup>B</sup>	0.0			0.0				0.0
<b>SUBTOTAL</b>	<b>\$7,357.5</b>	<b>\$191.4</b>	<b>\$0.0</b>	<b>\$0.0</b>	<b>\$191.4<sup>A</sup></b>	<b>-\$137.1</b>	<b>-\$22.4</b>	<b>\$0.0</b>	<b>\$31.9</b>

<b>Prop. 55 - \$10 Billion - March 2004</b>									
New Construction	\$4,965.8 <sup>C</sup>	\$1.1 <sup>D</sup>			\$1.1				\$1.1 <sup>F</sup>
Modernization	2,250.0	0.7			0.7	-\$0.5			0.2
Critically Overcrowded Schools	2,440.0	0.0			0.0				0.0
Charter School	300.0	26.5			26.5	-20.2	-\$5.3		1.0 <sup>F</sup>
Joint Use	66.7 <sup>E</sup>	0.0			0.0				0.0
<b>SUBTOTAL</b>	<b>\$10,022.5</b>	<b>\$28.3</b>	<b>\$0.0</b>	<b>\$0.0</b>	<b>\$28.3<sup>A</sup></b>	<b>-\$20.7</b>	<b>-\$5.3</b>	<b>\$0.0</b>	<b>\$2.3</b>
<b>TOTAL PAGE 1</b>	<b>\$24,380.0</b>	<b>\$6,052.0</b>	<b>-\$4.6</b>	<b>\$0.0</b>	<b>\$6,047.4</b>	<b>-\$1,089.9</b>	<b>-\$90.5</b>	<b>\$0.0</b>	<b>\$4,867.0</b>

A Balance of bonding authority excludes unfunded approvals.

B The original bond allocation of \$29 million augmented by \$21 million from Prior Bond Funds to Joint Use at the 06/27/07 SAB meeting and \$7.5 million at the 7/23/08 SAB meeting pursuant to Assembly Bill 127, Chapter 35, Statutes of 2006 (Perata/Nunez).

C The original bond allocation of \$4,960,000,000 augmented by \$5,831,911 from Prior Bonds at the 10/6/2010 SAB meeting.

D It includes the transfer of Critically Overcrowded School Facilities Program Funds to New Construction (transfers in Prop. 55 includes: \$268.8 million approved at the 1/25/2006 SAB meeting, \$318.3 million approved at the 9/23/2009 SAB meeting, \$225 million approved at the 8/4/2010 SAB meeting, \$211.7 million approved at the 12/15/2010 SAB meeting, \$145 million at the 4/25/2012 SAB meeting, \$30.4 million after the 3/20/2013 SAB meeting, and \$32,297 after the 3/26/2014 SAB meeting per SFP Regulation Sections 1859.154 (c)).

E Original bond allocation of \$50,000,000 augmented by \$15,547,233 from the State School Building Aid Fund at the 2/28/2007 SAB meeting and by \$1,232,224 from Prior Bonds at the 10/6/2010 SAB meeting.

F Total authority is not available at this time. There are outstanding accounts receivables of \$139,870 for Charter in Proposition 1D; \$211,557 for New Construction and \$970,535 for Charter in Proposition 55.

## SCHOOL FACILITY PROGRAM

Available Funds (in Millions) As of May 22, 2019

Program	Original Bond Allocation	Remaining Bond Authority as of April 24, 2019	Estimated Approvals for May 22, 2019	Special Items/PIF	Miscellaneous Adjustments for May 22, 2019	Remaining Bond Authority as of May 22, 2019 (excludes Unfunded Approvals)	Accumulated Unfunded Approvals as of April 24, 2019	Estimated Unfunded Approvals for May 22, 2019	Special Items/PIF	Remaining Bond Authority as of May 22, 2019 (includes Unfunded Approvals)
<b>Prop. 47 - \$11.4 Billion - November 2002</b>										
New Construction	\$6,250.0	\$0.4				\$0.4				\$0.4 <sup>B</sup>
Modernization	3,300.0	0.2				0.2	-\$0.1			0.1
Critically Overcrowded Schools	1,700.0	0.0				0.0				0.0
Charter School	100.0	7.0				7.0	-4.0	-\$0.7		2.3
Joint Use	50.0	0.0				0.0				0.0
<b>SUBTOTAL</b>	<b>\$11,400.0</b>	<b>\$7.6</b>	<b>\$0.0</b>	<b>\$0.0</b>	<b>\$0.0</b>	<b>\$7.6<sup>A</sup></b>	<b>-\$4.1</b>	<b>-\$0.7</b>	<b>\$0.0</b>	<b>\$2.8</b>
<b>Prop. 1A - \$6.7 Billion - November 1998</b>										
New Construction	\$2,900.0	\$0.7				\$0.7				\$0.7
Modernization	2,100.0	0.0				0.0				0.0
Hardship	1,000.0	1.0				1.0	-\$0.4			0.6
Class Size Reduction	700.0	0.0				0.0				0.0
<b>SUBTOTAL</b>	<b>\$6,700.0</b>	<b>\$1.7</b>	<b>\$0.0</b>	<b>\$0.0</b>	<b>\$0.0</b>	<b>\$1.7<sup>A</sup></b>	<b>-\$0.4</b>	<b>\$0.0</b>	<b>\$0.0</b>	<b>\$1.3</b>
<b>TOTAL PAGE 2</b>	<b>\$18,100.0</b>	<b>\$9.3</b>	<b>\$0.0</b>	<b>\$0.0</b>	<b>\$0.0</b>	<b>\$9.3</b>	<b>-\$4.5</b>	<b>-\$0.7</b>	<b>\$0.0</b>	<b>\$4.1</b>
<b>TOTAL FROM PAGE 1</b>	<b>\$24,380.0</b>	<b>\$6,052.0</b>	<b>-\$4.6</b>	<b>\$0.0</b>	<b>\$0.0</b>	<b>\$6,047.4</b>	<b>-\$1,089.9</b>	<b>-\$90.5</b>	<b>\$0.0</b>	<b>\$4,867.0</b>
<b>GRAND TOTAL</b>	<b>\$42,480.0</b>	<b>\$6,061.3</b>	<b>-\$4.6</b>	<b>\$0.0</b>	<b>\$0.0</b>	<b>\$6,056.7</b>	<b>-\$1,094.4</b>	<b>-\$91.2</b>	<b>\$0.0</b>	<b>\$4,871.1</b>

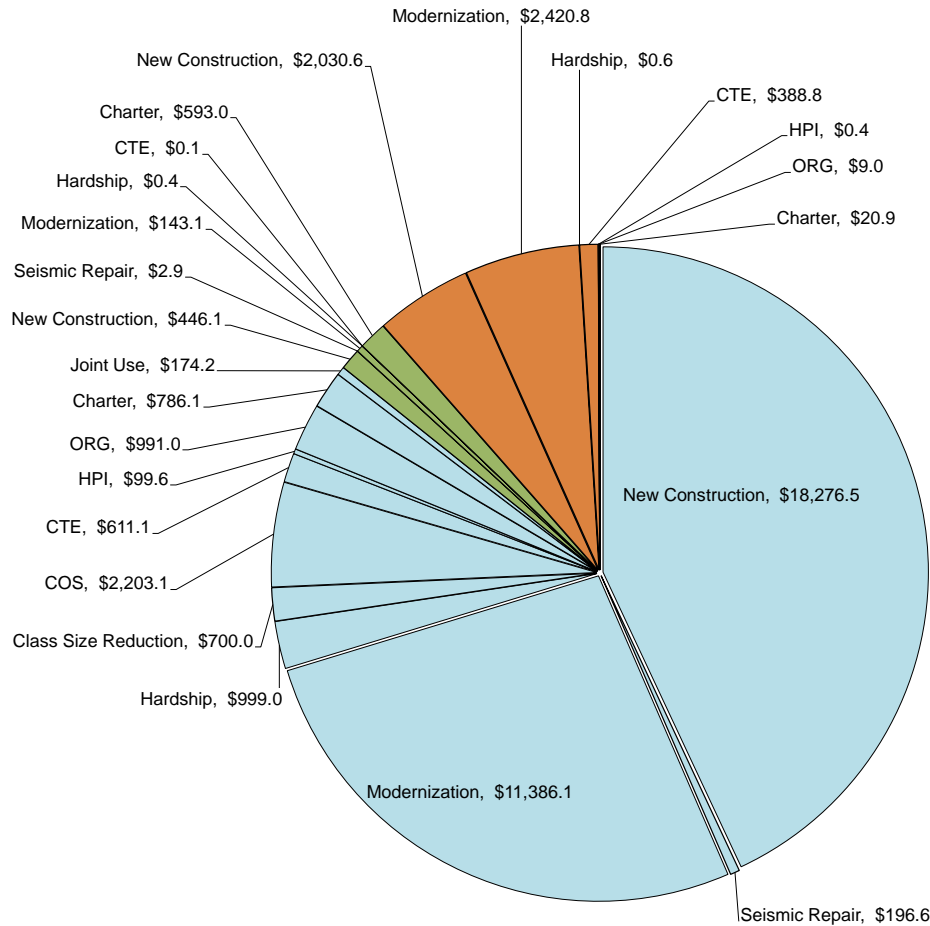
### Full-Day Kindergarten Facilities Grant Program (FDKFGP)

Program	Appropriation	Remaining Authority as of April 24, 2019	Estimated Approvals for May 22, 2019	Miscellaneous Adjustments for May 22, 2019	Remaining Authority as of May 22, 2019
Chapter 32, Statutes 2018 (AB 1808)					
Full-Day Kindergarten	\$100.0	\$97.5			\$97.5
<b>TOTAL</b>	<b>\$100.0</b>	<b>\$97.5</b>	<b>\$0.0</b>	<b>\$0.0</b>	<b>\$97.5</b>

A Balance of bonding authority excludes unfunded approvals.

B Total authority is not available at this time. There are outstanding account receivables of \$352,726 for New Construction in Proposition 47.

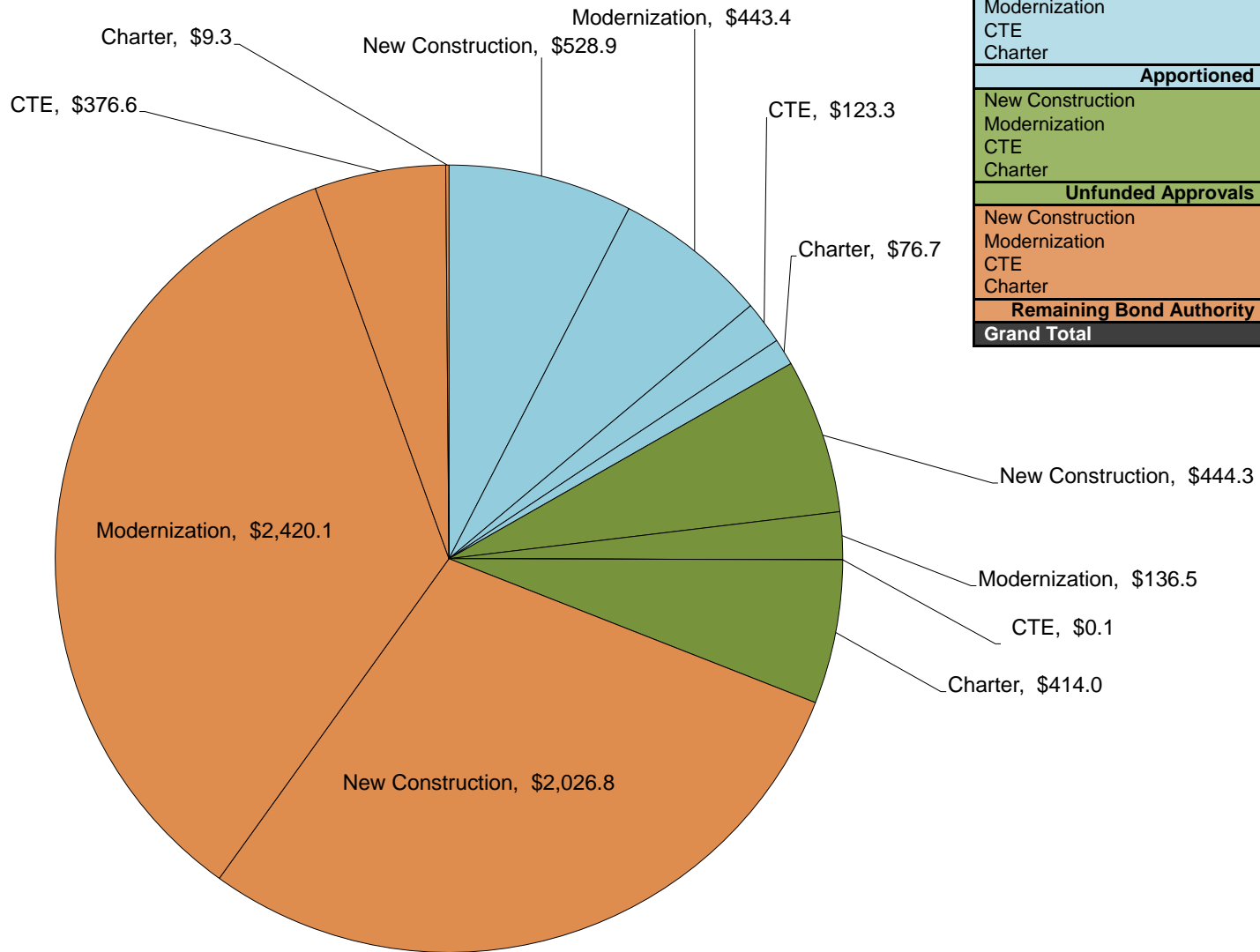
# Proposition 51, 1D, 55, 47, and 1A Bond Authority - \$42.480 billion (in millions of dollars)



Proposition 51, 1D, 55, 47, and 1A Totals		
New Construction*	\$	18,276.5
Seismic Repair	\$	196.6
Modernization	\$	11,386.1
Hardship	\$	999.0
Class Size Reduction	\$	700.0
COS	\$	2,203.1
CTE	\$	611.1
HPI	\$	99.6
ORG	\$	991.0
Charter	\$	786.1
Joint Use	\$	174.2
<b>Apportioned</b>	<b>\$</b>	<b>36,423.3</b>
		<b>85.7%</b>
New Construction	\$	446.1
Seismic Repair	\$	2.9
Modernization	\$	143.1
Hardship	\$	0.4
Class Size Reduction	\$	-
COS	\$	-
CTE	\$	0.1
HPI	\$	-
ORG	\$	-
Charter	\$	593.0
Joint Use	\$	-
<b>Unfunded Approvals</b>	<b>\$</b>	<b>1,185.6</b>
		<b>2.8%</b>
New Construction	\$	2,030.6
Seismic Repair	\$	-
Modernization	\$	2,420.8
Hardship	\$	0.6
Class Size Reduction	\$	-
COS	\$	-
CTE	\$	388.8
HPI	\$	0.4
ORG	\$	9.0
Charter	\$	20.9
Joint Use	\$	-
<b>Remaining Bond Authority</b>	<b>\$</b>	<b>4,871.1</b>
		<b>11.5%</b>
<b>Grand Total</b>	<b>\$</b>	<b>42,480</b>
		<b>100.0%</b>

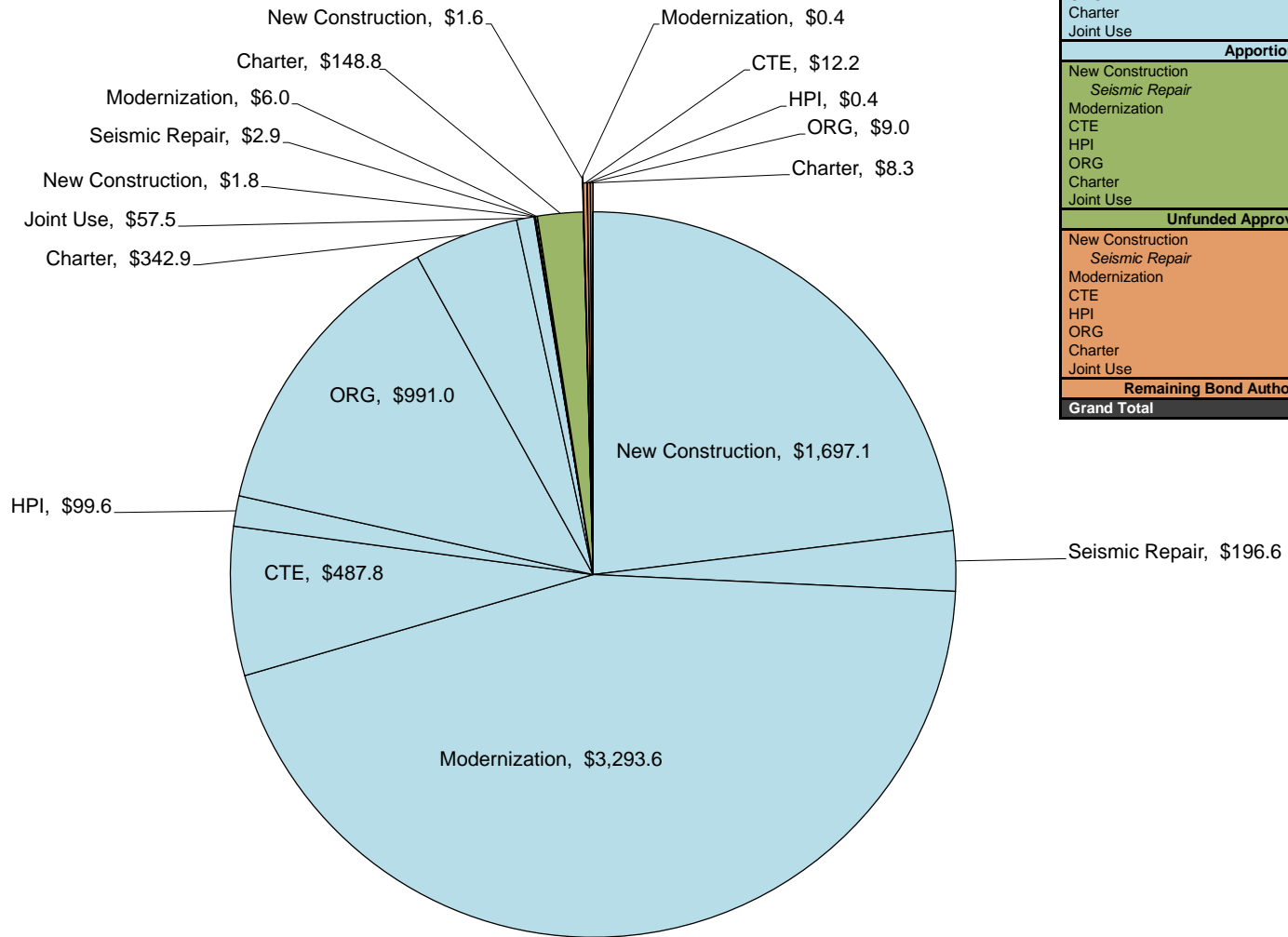
\*Includes Energy Efficiency, Small High Schools, Seismic Repair, and the transfer of Critically Overcrowded School Facilities Program Funds to New Construction (\$700 million and \$68.1 million from Prop. 47; \$268.8 million, \$318.3 million, \$225 million, \$211.7 million, \$145 million, and \$30.4 million from Prop. 55). Also, Prop 55 includes \$5.8 million from the Lease Purchase Program on October 6, 2010.

# Proposition 51 Bond Authority - \$7.000 billion (in millions of dollars)



Proposition 51 Totals		
New Construction	\$	528.9
Modernization	\$	443.4
CTE	\$	123.3
Charter	\$	76.7
<b>Apportioned</b>	<b>\$</b>	<b>1,172.3</b>
		<b>16.7%</b>
New Construction	\$	444.3
Modernization	\$	136.5
CTE	\$	0.1
Charter	\$	414.0
<b>Unfunded Approvals</b>	<b>\$</b>	<b>994.9</b>
		<b>14.2%</b>
New Construction	\$	2,026.8
Modernization	\$	2,420.1
CTE	\$	376.6
Charter	\$	9.3
<b>Remaining Bond Authority</b>	<b>\$</b>	<b>4,832.8</b>
		<b>69.0%</b>
<b>Grand Total</b>	<b>\$</b>	<b>7,000</b>
		<b>100.0%</b>

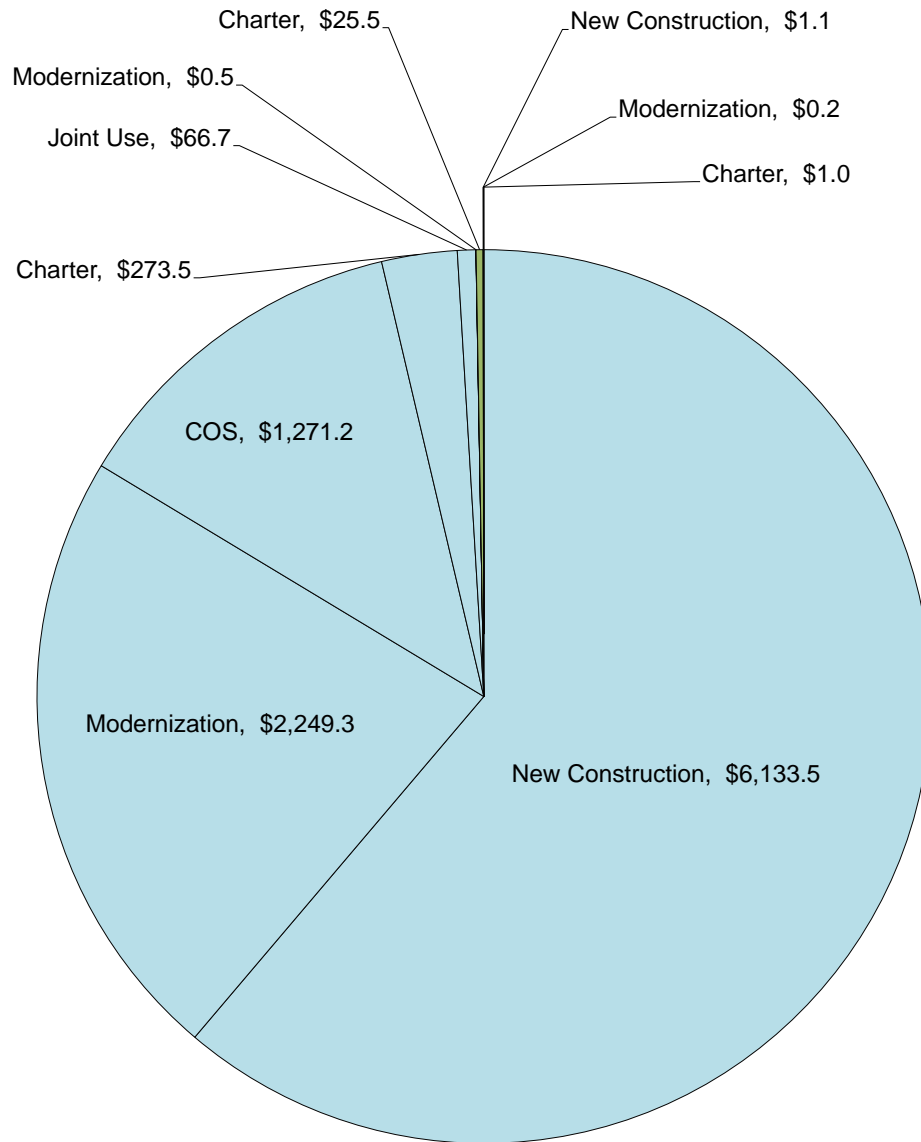
# Proposition 1D Bond Authority - \$7.358 billion (in millions of dollars)



Proposition 1D Totals		
New Construction	\$	1,697.1
<i>Seismic Repair</i>	\$	196.6
Modernization	\$	3,293.6
CTE	\$	487.8
HPI	\$	99.6
ORG	\$	991.0
Charter	\$	342.9
Joint Use	\$	57.5
<b>Apportioned</b>	<b>\$</b>	<b>7,166.1</b>
		<b>97.4%</b>
New Construction	\$	1.8
<i>Seismic Repair</i>	\$	2.9
Modernization	\$	6.0
CTE	\$	-
HPI	\$	-
ORG	\$	-
Charter	\$	148.8
Joint Use	\$	-
<b>Unfunded Approvals</b>	<b>\$</b>	<b>159.5</b>
		<b>2.2%</b>
New Construction	\$	1.6
<i>Seismic Repair</i>	\$	-
Modernization	\$	0.4
CTE	\$	12.2
HPI	\$	0.4
ORG	\$	9.0
Charter	\$	8.3
Joint Use	\$	-
<b>Remaining Bond Authority</b>	<b>\$</b>	<b>31.9</b>
		<b>0.4%</b>
<b>Grand Total</b>	<b>\$</b>	<b>7,358</b>
		<b>100.0%</b>

# Proposition 55 Bond Authority - \$10.023 billion

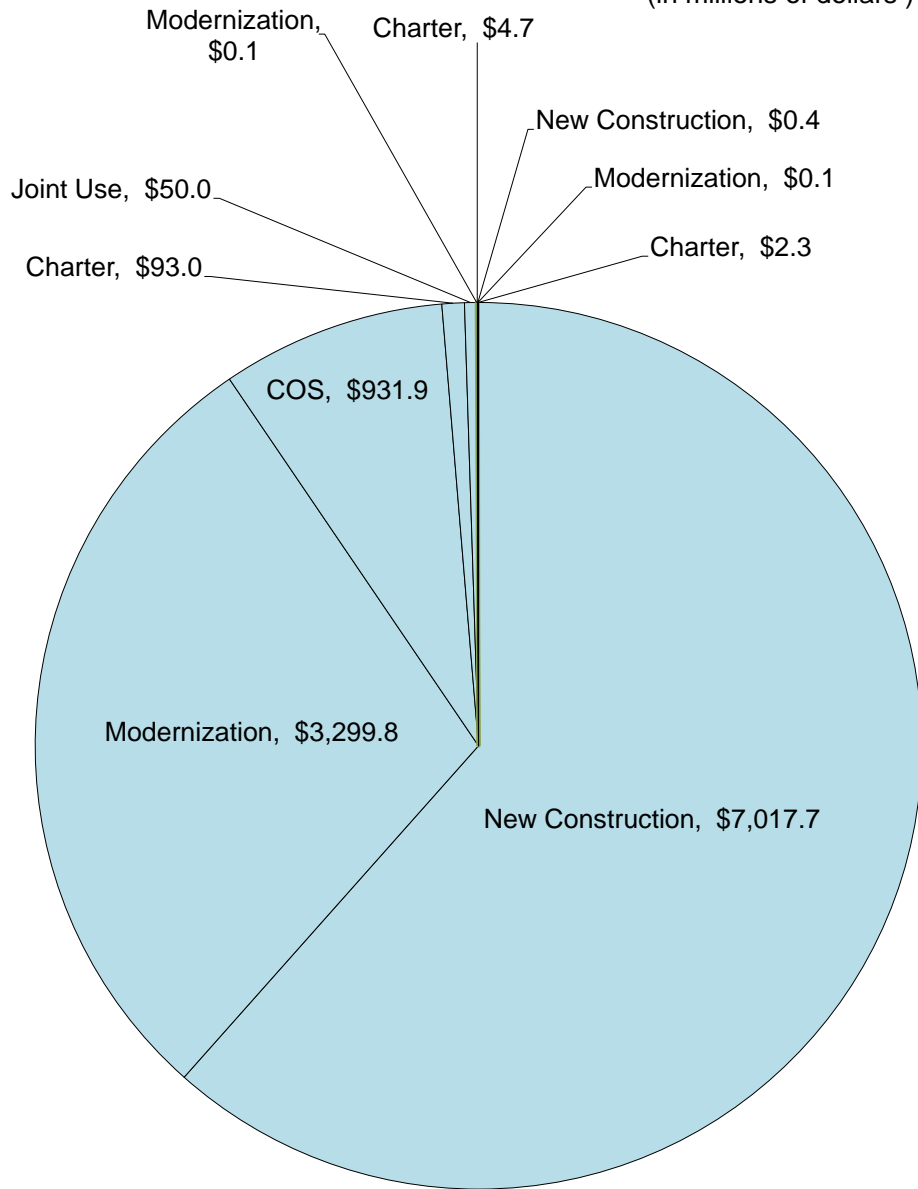
(in millions of dollars)



Proposition 55 Totals		
New Construction	\$ 6,133.5	
Modernization	\$ 2,249.3	
COS	\$ 1,271.2	
Charter	\$ 273.5	
Joint Use	\$ 66.7	
<b>Apportioned</b>	<b>\$ 9,994.2</b>	<b>99.7%</b>
New Construction	\$ -	
Modernization	\$ 0.5	
COS	\$ -	
Charter	\$ 25.5	
Joint Use	\$ -	
<b>Unfunded Approvals</b>	<b>\$ 26.0</b>	<b>0.3%</b>
New Construction	\$ 1.1	
Modernization	\$ 0.2	
COS	\$ -	
Charter	\$ 1.0	
Joint Use	\$ -	
<b>Remaining Bond Authority</b>	<b>\$ 2.3</b>	<b>0.0%</b>
<b>Grand Total</b>	<b>\$ 10,023</b>	<b>100.0%</b>

# Proposition 47 Bond Authority - \$11.400 billion

(in millions of dollars )



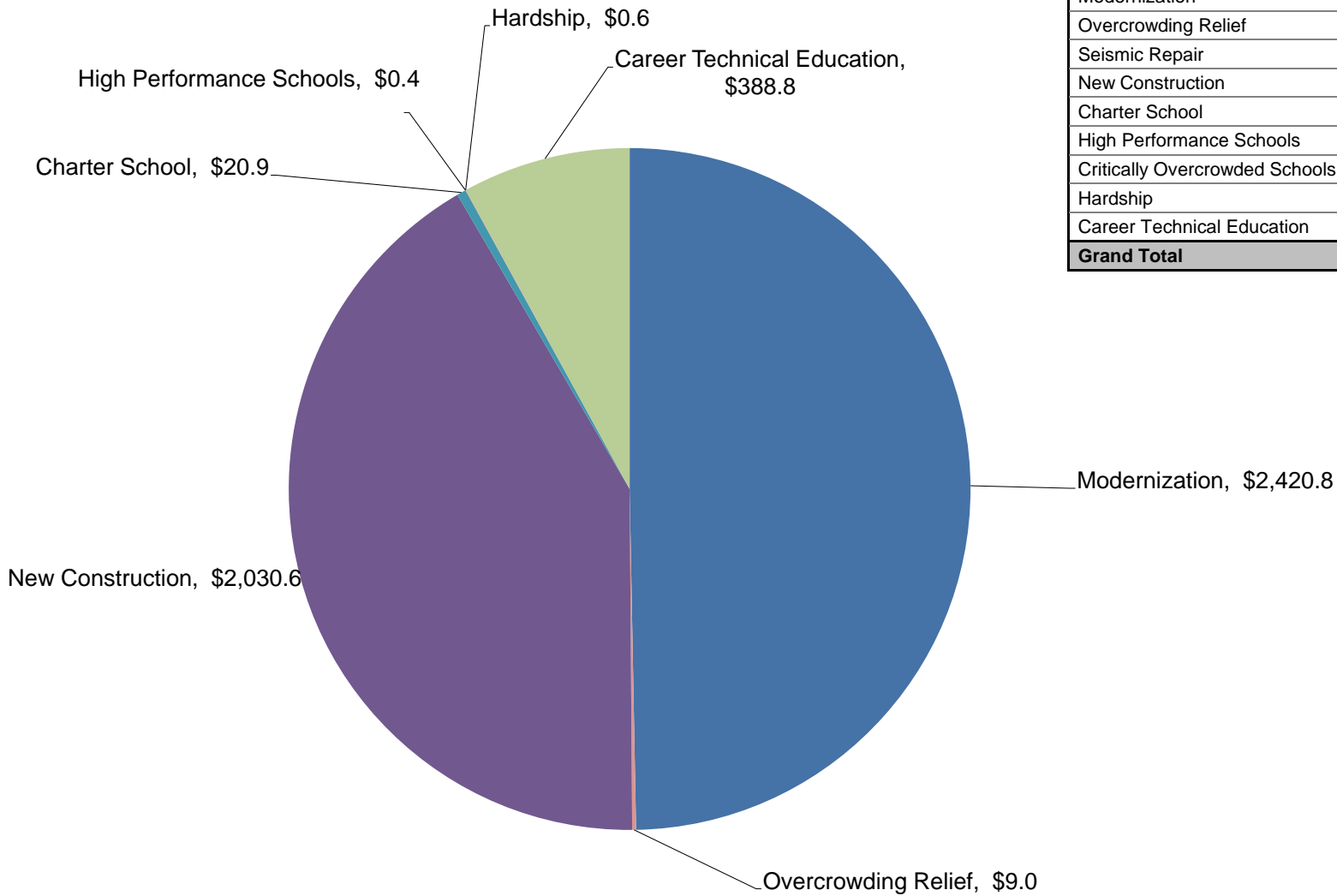
Proposition 47 Totals		
New Construction	\$ 7,017.7	
Modernization	\$ 3,299.8	
COS	\$ 931.9	
Charter	\$ 93.0	
Joint Use	\$ 50.0	
<b>Apportioned</b>	<b>\$ 11,392.4</b>	<b>99.9%</b>
New Construction	\$ -	
Modernization	\$ 0.1	
COS	\$ -	
Charter	\$ 4.7	
Joint Use	\$ -	
<b>Unfunded Approvals</b>	<b>\$ 4.8</b>	<b>0.0%</b>
New Construction	\$ 0.4	
Modernization	\$ 0.1	
COS	\$ -	
Charter	\$ 2.3	
Joint Use	\$ -	
<b>Remaining Bond Authority</b>	<b>\$ 2.8</b>	<b>0.0%</b>
<b>Grand Total</b>	<b>\$ 11,400</b>	<b>100.0%</b>



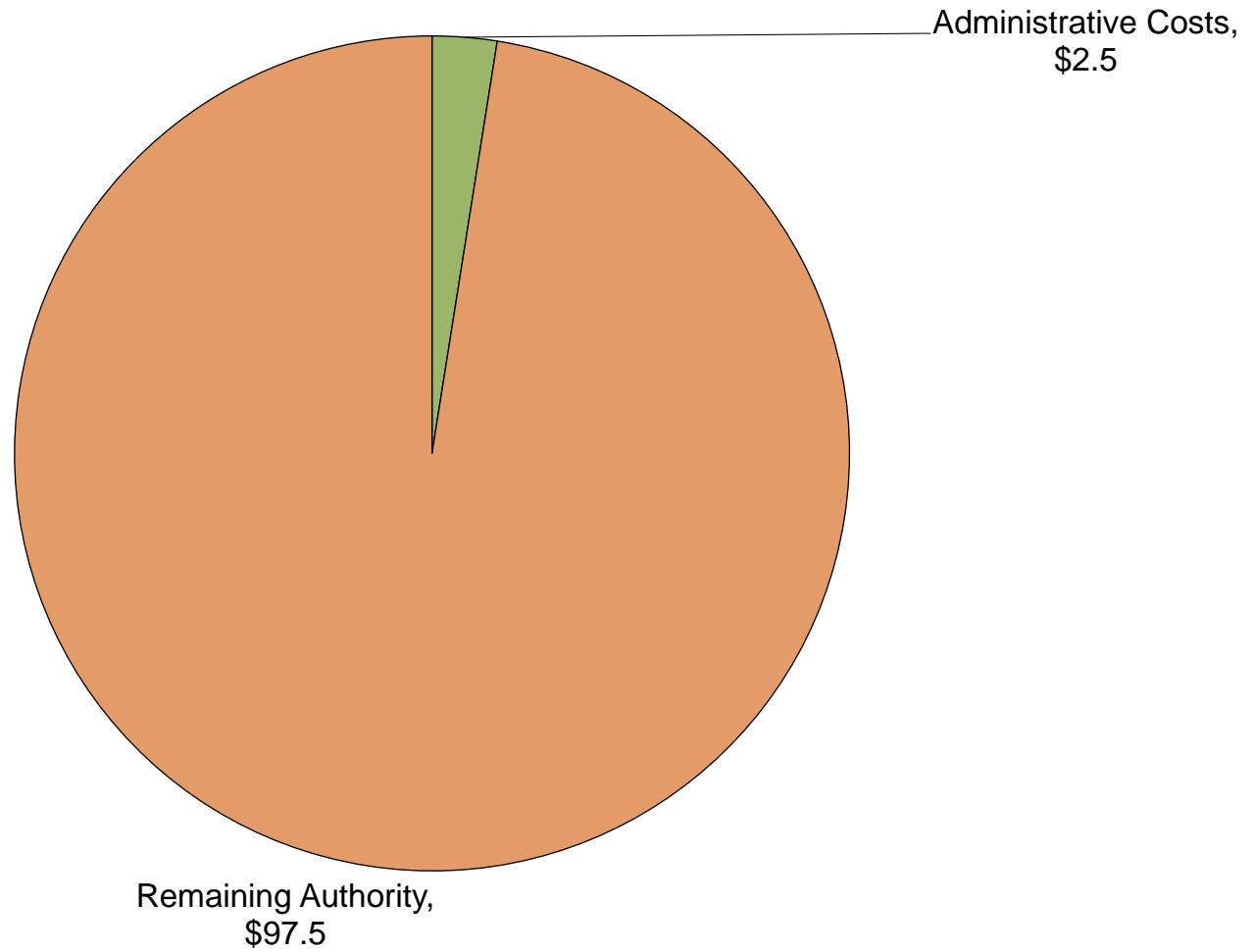
# Remaining Bond Authority - \$4,871.1 million

(by program, in millions)  
As of May 22, 2019 SAB

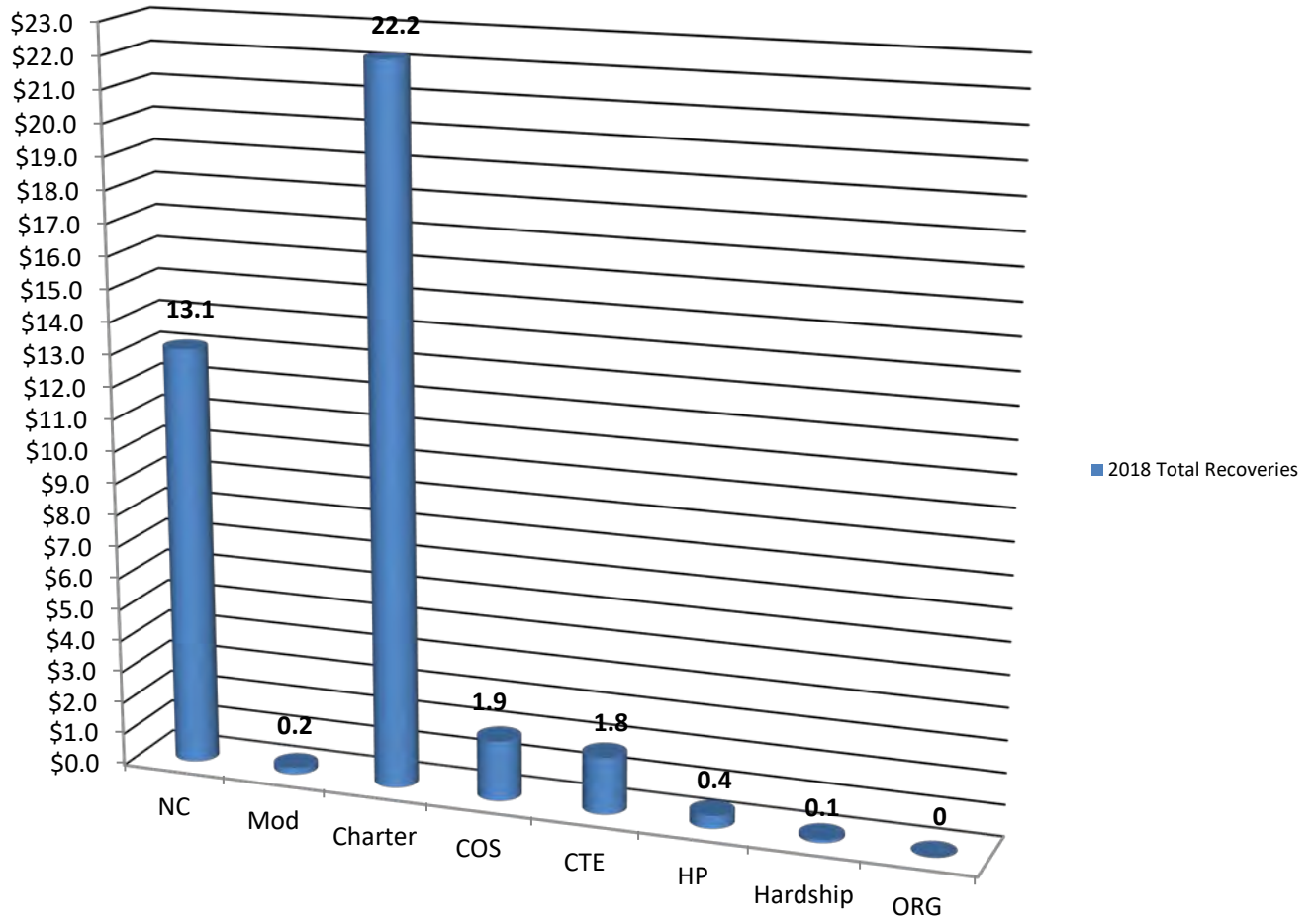
Remaining Bond Authority (in millions)	
Modernization	\$ 2,420.8
Overcrowding Relief	\$ 9.0
Seismic Repair	\$ -
New Construction	\$ 2,030.6
Charter School	\$ 20.9
High Performance Schools	\$ 0.4
Critically Overcrowded Schools	\$ -
Hardship	\$ 0.6
Career Technical Education	\$ 388.8
<b>Grand Total</b>	<b>\$ 4,871.1</b>



# Full-Day Kindergarten Facilities Grant Program (FDKFGP) Authority - \$100 million



**Fund Recoveries\* – 2018**  
(Totals represented in millions of dollars)

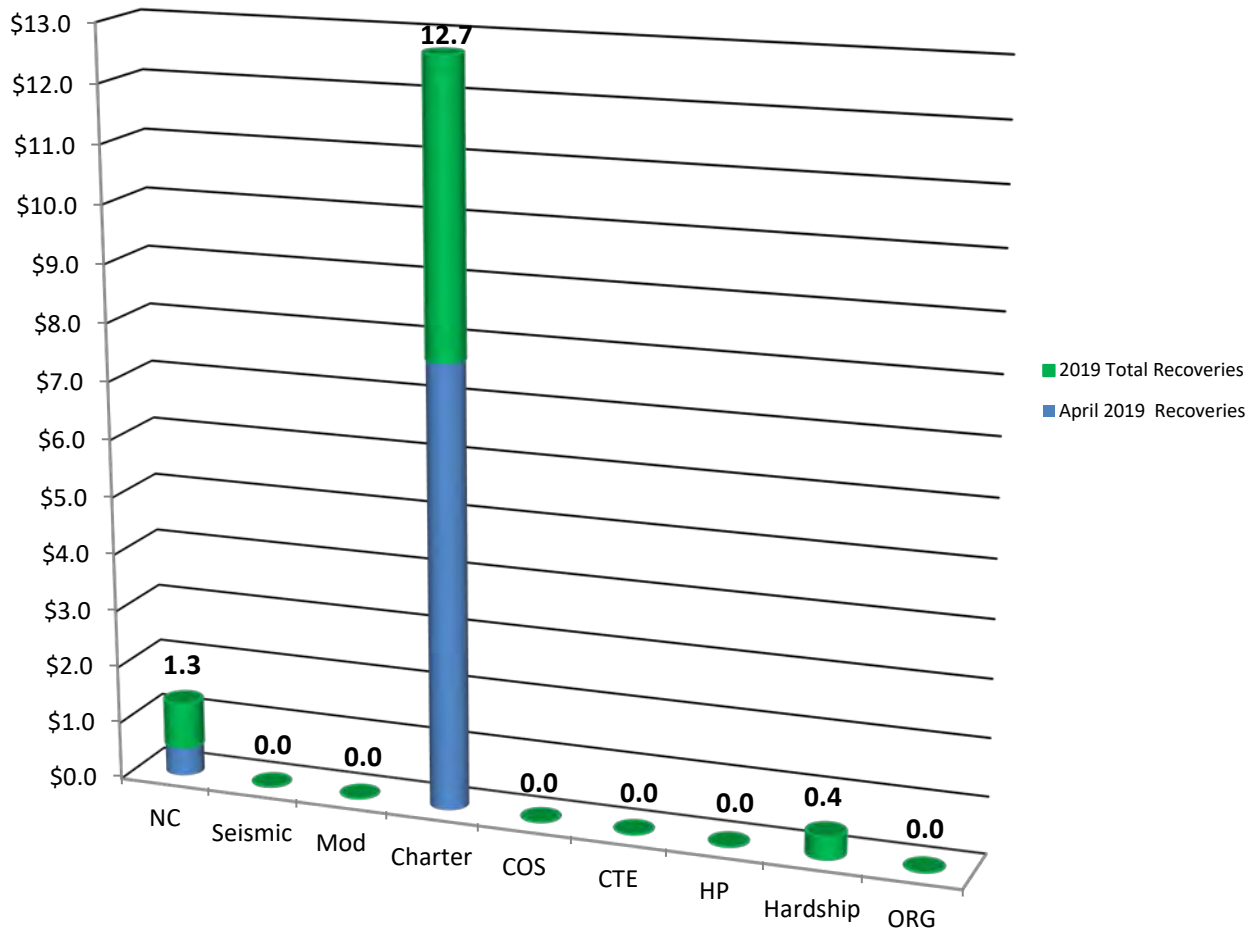


	2018 Totals**
NC	\$13,146,376
Modernization	\$233,753
Charter	\$22,247,096
COS	\$1,926,175
CTE	\$1,826,773
HP	\$358,288
Hardship	\$132,284
ORG	\$0
<b>Total</b>	<b>\$39,870,746</b>

\*Includes bond proceeds returned (authority may not be available) to the program through reductions to cost incurred, close-outs, loan repayments, rescissions and special education local plan area transfers.

\*\* 2018 Totals does not reflect any reallocation of authority. For current availability of bond authority, see Status of Funds.

**Fund Recoveries\* – as of April 24, 2019 SAB**  
(Totals represented in millions of dollars)



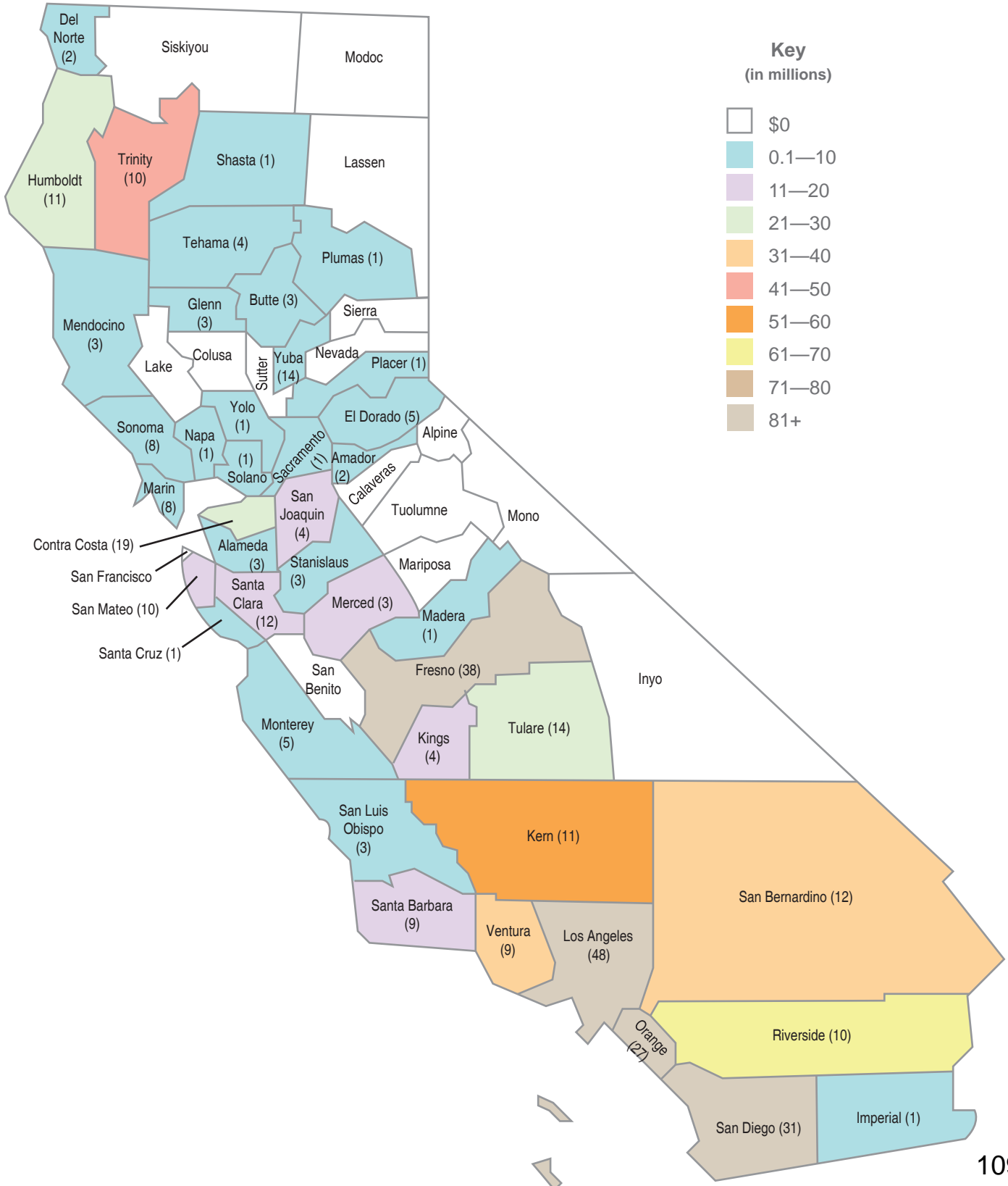
April 2019	1A	47	55	1D	51	April Totals	2019 Totals**
NC	\$0	\$322,665	\$211,557	\$0	\$0	\$534,222	\$1,311,745
Seismic	\$0	\$0	\$0	\$0	\$0	\$0	\$0
Modernization	\$0	\$0	\$0	\$0	\$0	\$0	\$1,525
Charter	\$0	\$142,128	\$204,952	\$7,398,383	\$0	\$7,745,463	\$12,732,002
COS	\$0	\$0	\$0	\$0	\$0	\$0	\$0
CTE	\$0	\$0	\$0	\$0	\$0	\$0	\$22,561
HP	\$0	\$0	\$0	\$0	\$0	\$0	\$0
Hardship	\$0	\$0	\$0	\$0	\$0	\$0	\$368,398
ORG	\$0	\$0	\$0	\$0	\$0	\$0	\$0
<b>Total</b>						<b>\$8,279,685</b>	<b>\$14,436,231</b>

\*Includes bond proceeds returned (authority may not be available) to the program through reductions to cost incurred, close-outs, loan repayments, rescissions and special education local plan area transfers.

\*\* 2019 Totals does not reflect any reallocation of authority. For current availability of bond authority, see Status of Funds.

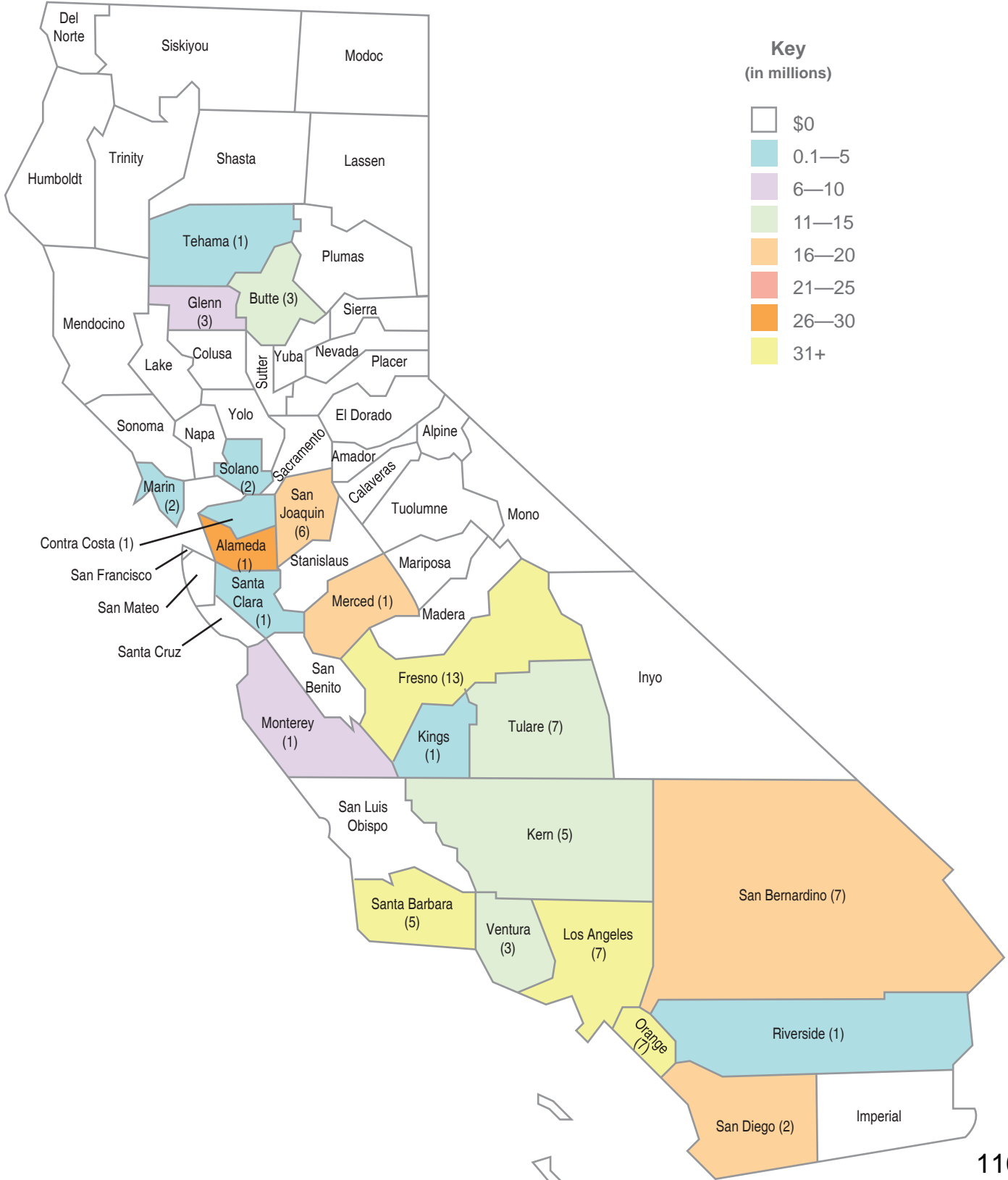
## School Facility Program Proposition 51 Apportionments by County

The graphic below displays the amount Apportioned (\$953.6 million) for 358 School Facility Program projects from 149 school districts as of April 30, 2019. The data includes only bond authority provided by Proposition 51 approved by voters in November 2016.



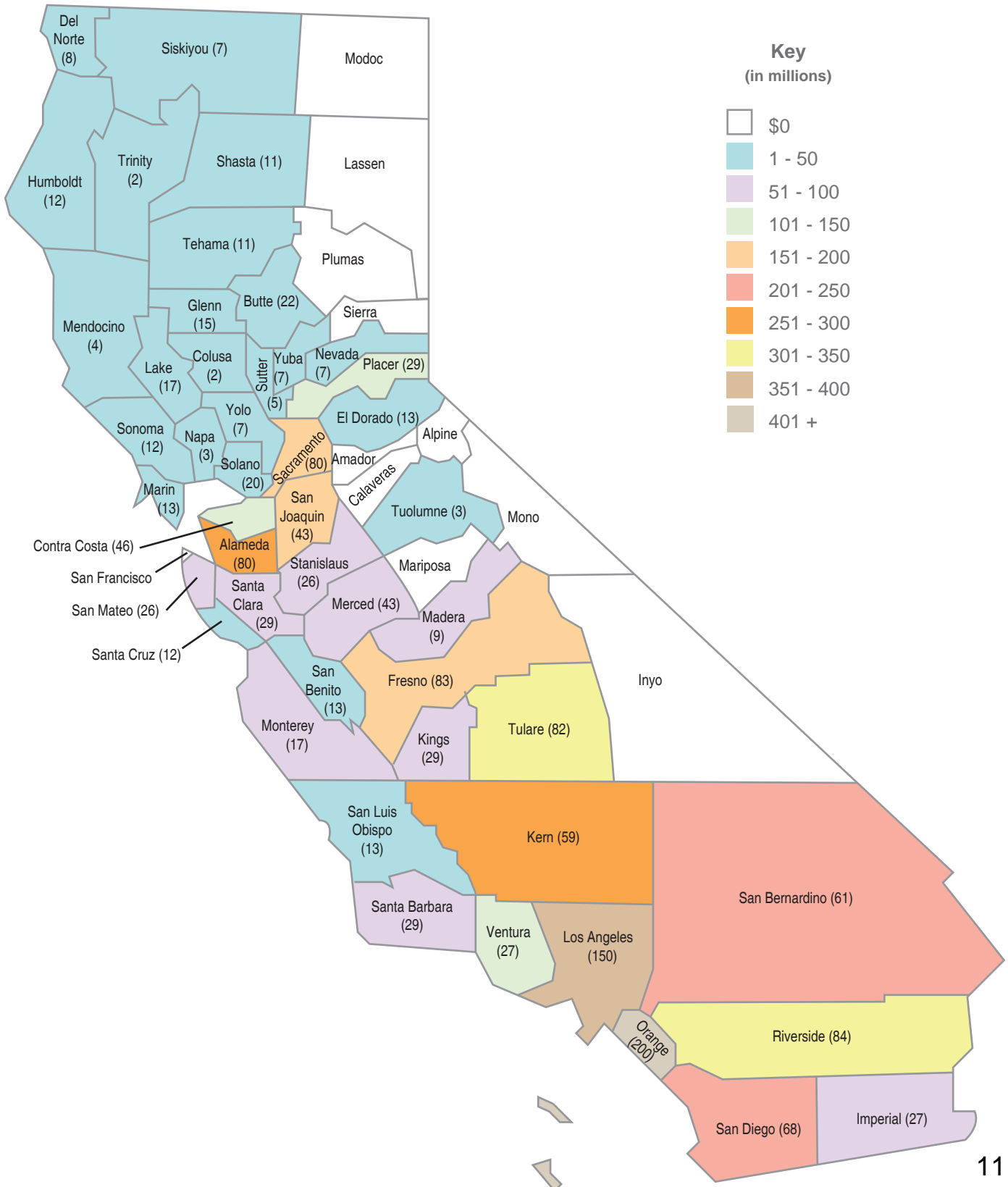
## School Facility Program Proposition 51 Unfunded Approvals by County

The graphic below displays the amount of Unfunded Approvals (\$516.4 million) for 80 School Facility Program projects from 47 school districts as of April 30, 2019. The data includes only bond authority provided by Proposition 51 approved by voters in November 2016.



## School Facility Program Proposition 51 Current Workload by County

The graphic below displays the Office of Public School Construction's Workload List for New Construction and Modernization (\$4,692.4 million) for 1,566 School Facility Program projects from 352 school districts as of April 30, 2019. The projects are anticipated to be allocated from bond authority provided by Proposition 51 approved by voters in November 2016.



**Proposition 51 Distribution  
As of April 30, 2019**

County	Apportioned		Unfunded		Workload List	
	Project Count	Dollar Amount	Project Count	Dollar Amount	Project Count	Dollar Amount
Alameda	3	\$ 3,858,136.00	1	\$ 28,232,500.00	80	\$ 286,725,975.40
Alpine	0	\$ -	0	\$ -	0	\$ -
Amador	2	\$ 5,892,241.00	0	\$ -	0	\$ -
Butte	3	\$ 8,964,544.00	3	\$ 14,695,861.00	22	\$ 32,258,161.60
Calaveras	0	\$ -	0	\$ -	0	\$ -
Colusa	0	\$ -	0	\$ -	2	\$ 3,251,881.80
Contra Costa	19	\$ 25,428,992.56	1	\$ 96,652.00	46	\$ 145,789,346.80
Del Norte	2	\$ 520,227.00	0	\$ -	8	\$ 3,274,037.55
El Dorado	5	\$ 4,657,914.00	0	\$ -	13	\$ 33,609,103.60
Fresno	38	\$ 106,321,578.38	13	\$ 66,877,461.07	83	\$ 196,948,767.55
Glenn	3	\$ 2,923,935.00	3	\$ 6,331,064.00	15	\$ 31,957,272.00
Humboldt	11	\$ 30,185,953.82	0	\$ -	12	\$ 18,432,907.85
Imperial	1	\$ 51,890.00	0	\$ -	27	\$ 74,490,113.20
Inyo	0	\$ -	0	\$ -	0	\$ -
Kern	11	\$ 53,613,698.09	5	\$ 12,899,087.00	59	\$ 263,974,948.25
Kings	4	\$ 11,988,877.00	1	\$ 640,279.00	29	\$ 59,663,493.55
Lake	0	\$ -	0	\$ -	17	\$ 26,119,695.40
Lassen	0	\$ -	0	\$ -	0	\$ -
Los Angeles	48	\$ 125,689,496.82	7	\$ 31,082,552.62	150	\$ 394,658,893.20
Madera	1	\$ 41,985.00	0	\$ -	9	\$ 69,542,431.10
Marin	8	\$ 10,943,815.00	2	\$ 4,662,222.00	13	\$ 18,481,522.00
Mariposa	0	\$ -	0	\$ -	0	\$ -
Mendocino	3	\$ 939,142.00	0	\$ -	4	\$ 5,782,582.20
Merced	3	\$ 17,451,799.00	1	\$ 16,929,729.50	43	\$ 99,095,298.45
Modoc	0	\$ -	0	\$ -	0	\$ -
Mono	0	\$ -	0	\$ -	0	\$ -
Monterey	5	\$ 1,152,753.00	2	\$ 8,977,325.47	17	\$ 81,233,614.20
Napa	1	\$ 442,693.00	0	\$ -	3	\$ 3,533,390.40
Nevada	0	\$ -	0	\$ -	7	\$ 6,996,559.95
Orange	27	\$ 86,048,615.00	7	\$ 208,500,785.56	200	\$ 562,635,189.00
Placer	1	\$ 822,519.00	0	\$ -	29	\$ 139,135,940.15
Plumas	1	\$ 526,164.00	0	\$ -	0	\$ -
Riverside	10	\$ 62,719,247.00	1	\$ 4,034,846.00	84	\$ 339,590,841.40
Sacramento	1	\$ 454,883.00	0	\$ -	80	\$ 175,786,382.60
San Benito	0	\$ -	0	\$ -	13	\$ 48,972,828.20
San Bernardino	12	\$ 31,023,587.00	7	\$ 18,689,943.00	61	\$ 204,582,836.70
San Diego	31	\$ 147,860,880.00	2	\$ 16,158,418.88	68	\$ 245,766,697.70
San Francisco	0	\$ -	0	\$ -	0	\$ -
San Joaquin	4	\$ 19,440,719.00	6	\$ 17,535,866.00	43	\$ 161,152,914.65
San Luis Obispo	3	\$ 4,696,221.00	0	\$ -	13	\$ 31,019,159.17
San Mateo	10	\$ 20,994,676.00	0	\$ -	26	\$ 84,619,678.60
Santa Barbara	9	\$ 14,851,485.00	5	\$ 32,910,707.00	29	\$ 98,824,838.20
Santa Clara	12	\$ 17,984,263.00	1	\$ 1,862,325.00	29	\$ 60,262,350.80
Santa Cruz	1	\$ 308,740.00	0	\$ -	12	\$ 16,582,394.25
Shasta	1	\$ 451,339.00	0	\$ -	11	\$ 21,036,174.20
Sierra	0	\$ -	0	\$ -	0	\$ -
Siskiyou	0	\$ -	0	\$ -	7	\$ 7,058,593.40
Solano	1	\$ 157,007.00	2	\$ 789,364.00	20	\$ 39,943,003.56
Sonoma	8	\$ 8,593,499.00	0	\$ -	12	\$ 19,751,005.80
Stanislaus	3	\$ 6,107,998.00	0	\$ -	26	\$ 61,693,739.30
Sutter	0	\$ -	0	\$ -	5	\$ 24,376,064.80
Tehama	4	\$ 6,813,808.29	0	\$ -	11	\$ 22,979,249.15
Trinity	10	\$ 50,269,748.29	0	\$ -	2	\$ 4,053,760.80
Tulare	14	\$ 26,176,892.00	7	\$ 11,760,310.00	82	\$ 316,886,168.15
Tuolumne	0	\$ -	0	\$ -	3	\$ 5,417,993.40
Ventura	9	\$ 33,333,635.00	3	\$ 12,774,864.00	27	\$ 110,466,360.75
Yolo	1	\$ 1,053,910.00	0	\$ -	7	\$ 11,115,908.00
Yuba	14	\$ 1,815,935.00	0	\$ -	7	\$ 22,861,360.40
<b>Total</b>	<b>358</b>	<b>\$ 953,575,441.25</b>	<b>80</b>	<b>\$ 516,442,163.10</b>	<b>1,566</b>	<b>\$ 4,692,391,429.18</b>



# School Facility Program Bond Authority from Proposition 51

(in millions of dollars, as of April 30, 2019)

## New Construction

### Legend

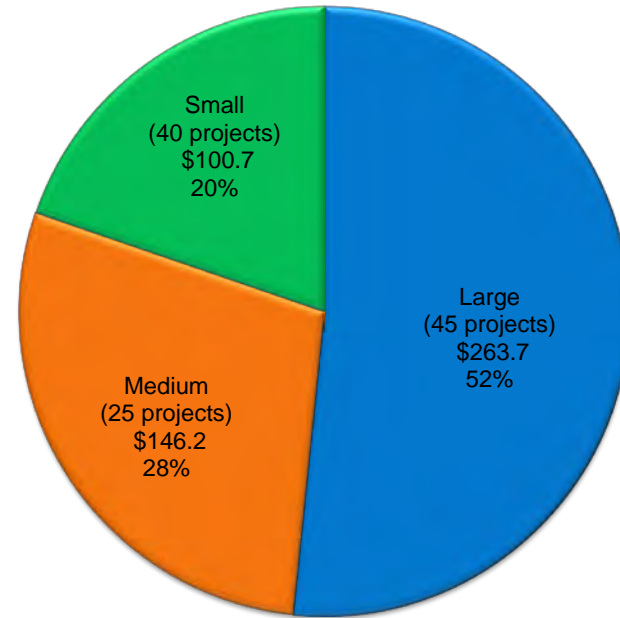
Small School Districts – ADA < 2,500 pupils

Medium School Districts – ADA > 2,500 pupils < 10,000 pupils

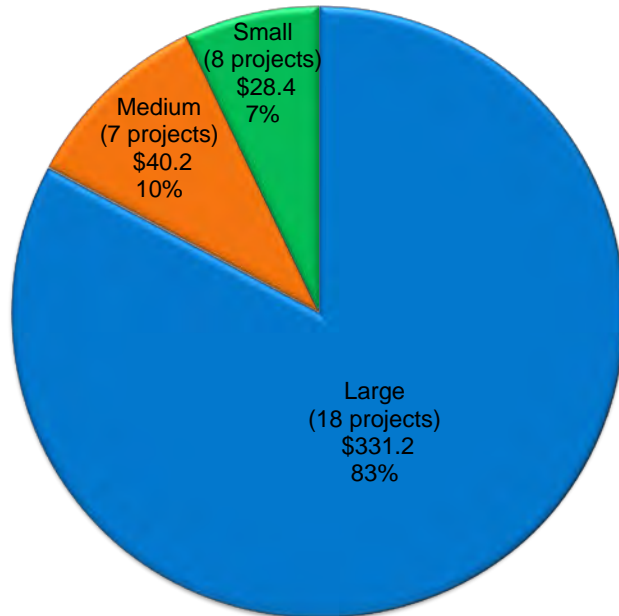
Large School Districts – ADA > 10,000 pupils

District Size (based on 2018/19 Enrollment)  
 (# of projects)  
 (in millions)

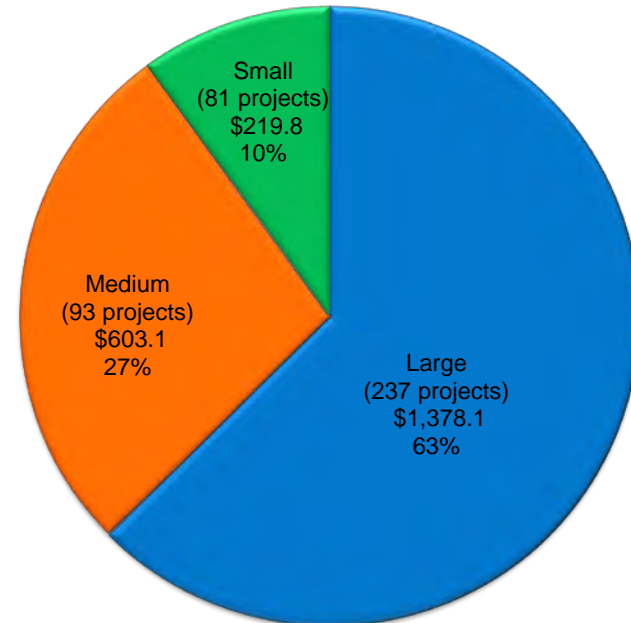
### APPORTIONED



### UNFUNDED



### CURRENT WORKLOAD



# School Facility Program Bond Authority from Proposition 51

(in millions of dollars, as of April 30, 2019)

## Modernization

### Legend

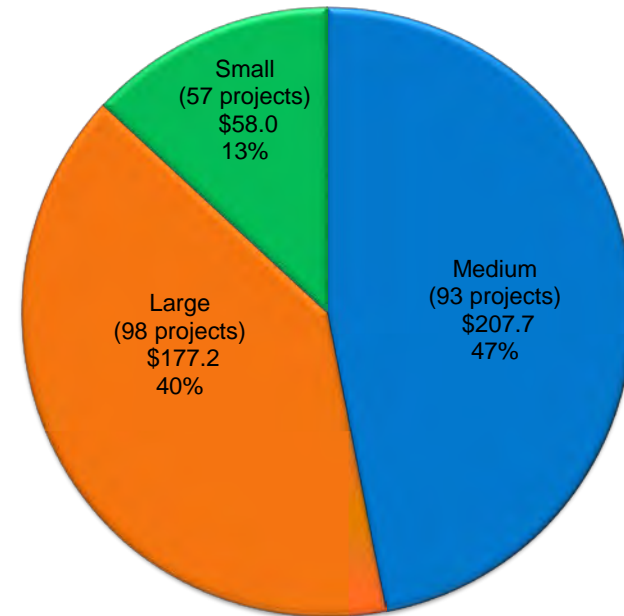
Small School Districts – ADA < 2,500 pupils

Medium School Districts – ADA > 2,500 pupils < 10,000 pupils

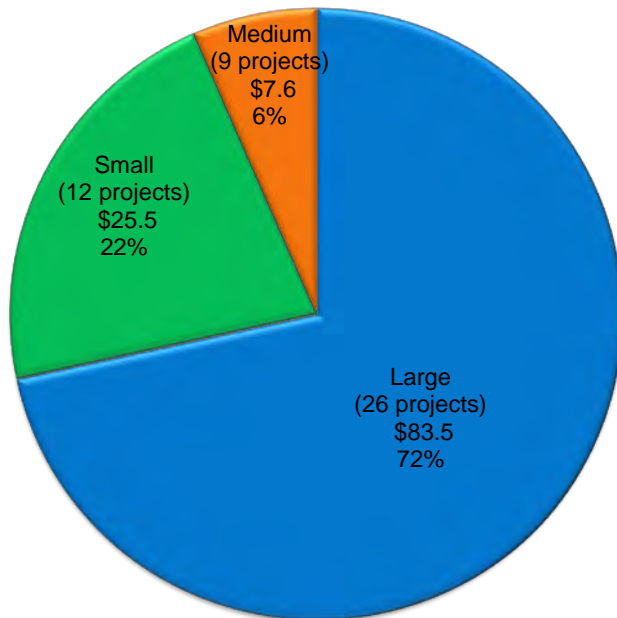
Large School Districts – ADA > 10,000 pupils

District Size (based on 2018/19 Enrollment)  
 (# of projects)  
 (in millions)

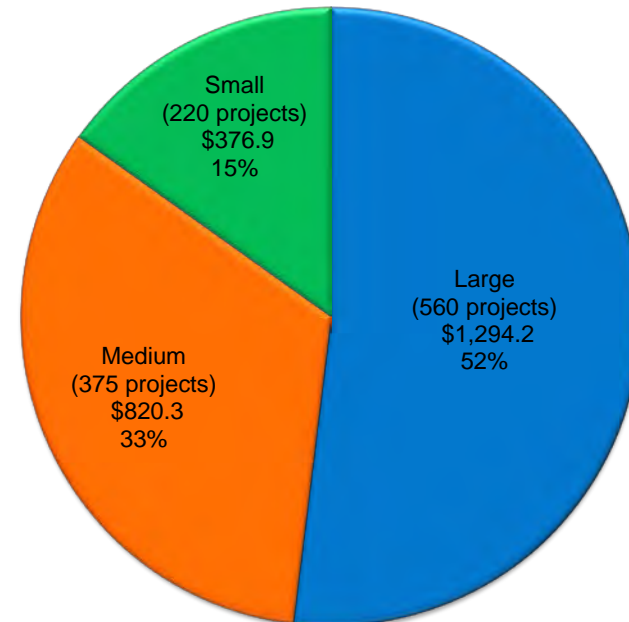
### APPORTIONED



### UNFUNDED



### CURRENT WORKLOAD



## Unique School Districts Receiving Proposition 51 Funds (As of April 30, 2019)

### New Construction

2018/19 Enrollment	School Districts Statewide		
	#	%	Enrollment
Small – ADA < 2,500 pupils	583	57%	417,039
Medium – ADA > 2,500 pupils < 10,000 pupils	269	26%	1,378,383
Large – ADA > 10,000 pupils	174	17%	4,448,656
	1,024	100%	6,244,078

Apportioned					
#	Enrollment	\$ Amount	By Size*	Size vs. All**	Students***
17	15,292	\$ 100,746,843	29.3%	1.7%	0.2%
16	87,484	\$ 146,221,600	27.6%	1.6%	1.4%
25	557,745	\$ 263,688,748	43.1%	2.4%	8.9%
58	660,521	\$ 510,657,191	100.0%	5.7%	10.6%

Unfunded					
#	Enrollment	\$ Amount	By Size*	Size vs. All**	Students***
8	8,140	\$ 28,416,198	29.6%	0.8%	0.1%
6	14,656	\$ 40,243,898	22.2%	0.6%	0.2%
13	847,626	\$ 331,203,532	48.1%	1.3%	13.6%
27	870,422	\$ 399,863,628	100.0%	2.6%	13.9%

Workload					
#	Enrollment	\$ Amount	By Size*	Size vs. All**	Students***
56	58,020	\$ 219,836,754	31.1%	5.5%	0.9%
56	281,554	\$ 603,104,089	31.1%	5.5%	4.5%
68	1,378,655	\$ 1,378,082,030	37.8%	6.6%	22.1%
180	1,718,229	\$ 2,201,022,873	100.0%	17.6%	27.5%

### Modernization

2018/19 Enrollment	School Districts Statewide		
	#	%	Enrollment
Small – ADA < 2,500 pupils	583	57%	417,039
Medium – ADA > 2,500 pupils < 10,000 pupils	269	26%	1,378,383
Large – ADA > 10,000 pupils	174	17%	4,448,656
	1,024	100%	6,244,078

Apportioned					
#	Enrollment	\$ Amount	By Size*	Size vs. All**	Students***
41	37,808	\$ 58,037,815	35.7%	4.0%	0.6%
33	169,315	\$ 207,668,562	28.7%	3.2%	2.7%
41	887,300	\$ 177,211,873	35.7%	4.0%	14.2%
115	1,094,423	\$ 442,918,250	100.0%	11.2%	17.5%

Unfunded					
#	Enrollment	\$ Amount	By Size*	Size vs. All**	Students***
8	6,077	\$ 25,459,580	28.6%	0.8%	0.1%
6	33,193	\$ 7,630,251	21.4%	0.6%	0.5%
14	326,516	\$ 83,488,704	50.0%	1.4%	5.2%
28	365,786	\$ 116,578,535	100.0%	2.7%	5.9%

Workload					
#	Enrollment	\$ Amount	By Size*	Size vs. All**	Students***
109	104,249	\$ 376,896,538	36.5%	10.6%	1.7%
100	521,611	\$ 820,250,135	33.4%	9.8%	8.4%
90	1,946,719	\$ 1,294,221,883	30.1%	8.8%	31.2%
299	2,572,579	\$ 2,491,368,556	100.0%	29.2%	41.2%

\*Percentage of funding to small, medium or large school districts

\*\* Percentage of funding to small, medium, and large school district vs. all school districts

\*\*\*Percentage of students statewide

THE FARMERSVILLE UNIFIED SCHOOL DISTRICT

(50/75325-00-005) APPEAL ITEM

HAS BEEN WITHDRAWN FROM THIS AGENDA

THE SAN BERNARDINO CITY UNIFIED SCHOOL  
DISTRICT (56/67876-00-001) APPEAL ITEM HAS  
BEEN WITHDRAWN FROM THIS AGENDA

REPORT OF THE EXECUTIVE OFFICER  
State Allocation Board Meeting, May 22, 2019

SCHOOL DISTRICT DATA

School District: ..... LOS ANGELES UNIFIED County:..... LOS ANGELES  
Application Number:..... 58/64733-00-004 School Name:.....JOSEPH WIDNEY PREPARATORY  
Total District Enrollment: .....621,414 Project Grade Level: .....7-12  
Financial Hardship: ..... No

PURPOSE OF REPORT

To present the District’s request to use the construction contract and change order amounts to determine the rehabilitation grant amount for a Seismic Mitigation Program (SMP) project.

DESCRIPTION

The District submitted an SMP application in August 2018 seeking funding at Joseph Widney Preparatory. The cost estimate submitted in the application package was dated April 2016. In following with School Facility Program (SFP) regulations, the District was given the opportunity to submit an updated cost estimate with current costs, in accordance with the 2018 Sierra West Current Construction Costs guidelines; however, instead of an updated cost estimate the District submitted construction contract and change orders for consideration. The Office of Public School Construction (OPSC) informed the District that the documentation could not be accepted by OPSC as an updated cost estimate, as it did not adhere to regulatory requirements. The District believes that OPSC does have the flexibility in regulation to accept construction contracts as a valid format for a cost estimate. Therefore, the District is requesting that OPSC accept and use the actual construction contract and change order amounts to determine the rehabilitation grant amount.

Staff does not support this request.

AUTHORITY

See Attachment A.

BACKGROUND

Opened in 1933, Joseph Widney Preparatory is a special education 6-12 school located in Los Angeles. The District submitted an application for this school site on August 15, 2018 requesting SMP funding for the replacement of a lunch shelter including accessibility and path of travel improvements. The existing lunch shelter was determined to have seismic deficiency and received government concurrence from the Division of the State Architect (DSA). As this type of facility does not contain enclosed building space, the project qualified for rehabilitation funding. Rehabilitation projects are funded using cost estimate amounts.

Because the cost estimate submitted by the District was dated April 7, 2016, the 2016 construction cost estimating guide was used to determine the eligible Seismic rehabilitation grant. OPSC verified the work identified on the cost estimate was eligible and determined the Seismic rehabilitation grant would be \$424,622 at 2016 costs (50 percent of \$849,245 in verified work). The District was sent a 15-day letter dated October 15, 2018 in which the District was provided an opportunity to submit an updated cost estimate based on the 2018 construction cost estimating guide instead of the 2016 guide. In its response dated November 9, 2018, the District proposed that the actual construction contract and cumulative changes orders submitted should be used as a cost estimate. The District was notified that, pursuant to SFP Regulations, the use of construction contracts cannot be accepted as a cost estimate.

## BACKGROUND (cont.)

The District acknowledged the language in SFP Regulations, but interpreted that language exists to allow flexibility in what constitutes a “cost estimate.”

On January 16, 2019, the District submitted an appeal requesting to use construction contract and change order costs to determine the grant amount for this project.

## STAFF ANALYSIS/STATEMENTS

### **DISTRICT POSITION**

In its *School District Appeal Request* (Form SAB 189)(Attachment B), the District states that the purpose of its request is as follows:

The District requests “the SAB [Board] to approve the use of the construction contract and change orders totaling \$1,559,519.37 as the basis of calculating the grant.”

The basis of the District’s request is as follows:

- School Facility Program Regulation Section 1859.82(a)(1)(A)1.b. “does not specify the format of a valid cost estimate, nor does it stipulate the estimate be in conformance with the Sierra West publication.”
- “The District believes OPSC has the latitude to consider any type of valid cost estimate as long as that estimate is representative of the DSA-concurred minimum required work.”
- “OPSC has concurred that the scope of the work submitted in the application’s DSA-approved plans represents the minimum required work ... and the District confirms that the project’s contract and change orders only include the minimum required work.”

The District concludes that the best approach to determining the seismic rehabilitation grant is to use the actual construction contract and change orders when available as they are the amounts the contractor believes is the most current estimation of the construction costs at the time.

### ***STAFF POSITION***

#### *Regulatory References - SMP Projects and Cost Estimates*

Staff has determined that the lunch shelter qualifies for rehabilitation funding under the SFP.

The District has stated that SFP Regulation Section 1859.82(a)(1)(A)1.b. “does not specify the format of a valid cost estimate, nor does it stipulate the estimate be in conformance with the Sierra West publication.” While the District is accurate that this specific section does not reference the Current Construction Cost Publication by the Sierra West Group, this section is specific to the creation of a cost-benefit analysis to determine the type of funding a district is eligible for. Staff’s position is that SFP Regulation Section 1859.82 must be considered in its entirety and that there is additional language in the regulation that applies and controls in this circumstance.

Specifically, because this is a seismic repair project that is for facilities that include structural and/or seismic deficiencies, SFP Regulation Section 1859.82(a)(1)(B) further outlines that, for these projects, the cost estimate must be in conformance with the Current Construction Cost Publication by the Sierra West Group.

STAFF ANALYSIS/STATEMENTS (cont.)

This regulation section states the following:

If the request is for facilities that include structural and/or seismic deficiencies, the cost/benefit analysis must also include a report from a licensed design professional identifying the minimum work necessary to obtain DSA approval. The report must contain a detailed cost estimate of the repairs. The cost/benefit analysis shall not include increased costs associated with high performance related costs or components, with the exception of those high performance components that were pre-existing in the classroom or related facility. *The report and cost estimate shall be subject to review by the OPSC for conformance with the Current Construction Cost Publication by the Sierra West Group [emphasis added] and, at the OPSC’s discretion, the DSA.* For seismic deficiencies of the Most Vulnerable Category 2 Buildings, the report and the cost estimate for the minimum work necessary must be reviewed by the DSA.

*Considerations for Using Actual Costs Rather than Cost Estimates*

The following chart provides a comparison between the construction cost based on the District’s construction contract and change orders and OPSC’s review using the District’s 2016 cost estimate spreadsheet but with updated costs based on the 2019 Sierra West Current Construction Cost guideline.

The construction cost is 76.2 percent higher than OPSC’s verified cost estimate. Because the construction contract provided does not provide a sufficient level of detail, it is not possible to determine the source of the cost differences.

	District’s Request Construction Contract	OPSC Review 2019 Cost Estimate*
<b>Construction Funding</b>	\$ 1,559,519	\$884,983
<b>Architect &amp; Engineering Funding</b>	\$172,500	\$104,273
<b>SMP Rehabilitation funding</b>	\$1,732,019	\$989,226

\* OPSC used the District’s 2016 cost estimate and updated to 2019 costs based on the 2019 Sierra West Current Construction Cost publication.

All prior projects funded under the SMP have used cost estimates as the basis for determining the rehabilitation grant; no other formats or actual costs were approved as a substitution to a typical cost estimate.<sup>1</sup>

---

<sup>1</sup> In the case of modernization projects, an Architect of Record or Design Professional must certify on the *Application for Funding* that they “have developed a cost estimate of the proposed project which indicates that the estimated construction cost of the work in the P&S [Plans and Specifications], including deferred items and interim housing (if any) relating to the proposed project, is at least 60 percent of the total grant amount provided by the State and the district’s matching share, less the High Performance Base Incentive Grant. This cost estimate does not include planning, tests, inspection or furniture and equipment and is available at the district for review by the OPSC.” This is to ensure that the District does not request excess funding beyond what is necessary to complete the project. For the purpose of this certification, contracts have been accepted by Staff in lieu of costs estimates, because it is a more accurate determination of construction costs for the project to meet the intent of the certification.



STAFF ANALYSIS/STATEMENTS (cont.)

The only instance when OPSC has accepted construction contract amounts in lieu of a cost estimate has been for specific cost estimate items, in limited cases, where OPSC and the District are unable to locate an estimated cost for a particular item or component in the Sierra West Current Construction Cost publication. Other similar construction cost estimating publications such as RS Means may also be used in place of the Sierra West Current Construction Cost publication, but sometimes they do not contain the specific items either. In cases where the costs are not in any cost estimating publications, actual costs are the only option to provide an amount to be used to calculate funding.

*Additional Considerations*

The SFP is a formula-driven grant program that was not intended to fund the exact cost of construction, as costs fluctuate depending on a variety of factors and geographic locations. The use of a formula-driven calculation ensures the equitable calculation of grant funding for all school districts. While the SFP New Construction and Modernization programs are funded on a standard “per pupil” basis, Facility Hardship and SMP rehabilitation projects achieve the goal of a standard cost allowance by basing funding on a cost estimate provided by the school district which is verified with the following checks:

1. Staff confirms that the cost estimate only contains the minimum work to remediate the health and safety issue and has obtained DSA’s approval of that estimate.
2. Staff verifies the quantities requested on the cost estimate, and identifies the requested costs and quantities on the DSA-approved construction plans.
3. Staff also confirms that the estimated costs are in conformance with the most current Sierra West Current Construction Cost publication.

As part of OPSC’s review of a project, SFP does provide limited increases to SFP grants, including Facility Hardship and SMP grants, for local bidding and construction climates in California through supplemental grants such as the Excessive Cost Hardship Grant for Geographic Location which provides a percent increase to overall grants based on the school district’s location. There are also increases for various soft costs in cost estimates such as overhead and profit, architect fees, testing and inspection, etc. SFP Regulations do not require any reductions to grants based on favorable bidding climates.

Staff is concerned that use of actual costs from a construction contract and related change orders would potentially lead to approving funding amounts that reflect or influence bid climate as opposed to formula-driven construction cost calculations. If Facility Hardship and SMP projects were funded based on actual construction costs, a risk of future inflated construction contracts would exist. By requiring a cost estimate, the regulations require an objective estimate to be obtained and do not contemplate a contractor’s invoice will be treated as an “estimate” to determine funding.

The use of the Sierra West Current Construction Cost publication ensures that per-item costs are based on objective, statewide data and apply equally to all districts.

**Conclusion**

Staff does not support the District's request. Construction contract amounts should not be accepted as a form of a cost estimate because they are not standardized. Cost estimates based on a construction cost publication, such as that published by Sierra West, provide a process which was adopted and approved in regulation by the Board, and ensures equitable and verifiable determination of eligible grant funding. In contrast, actual construction contracts are not based on a set of guidelines and therefore would make it impossible for OPSC to administer the program consistently.

**BOARD OPTION**

Staff has already administratively denied the District's request. Under the Rules and Procedures of the State Allocation Board, "Staff is providing the following options for the Board's consideration. A positive vote by six members is required for the Board to take action that is an alternative to Staff's administrative action. Absent a positive vote by six members of the Board, Staff's administrative action will stand, and the school district's appeal will be considered closed."

Grant the District's appeal.

**BOARD ACTION**

In considering this Item, a Board member requested the item be postponed to a future SAB meeting.

## ATTACHMENT A

### AUTHORITY

#### **EDUCATION CODE 17075.10**

(a) A school district may apply for hardship assistance in cases of extraordinary circumstances. Extraordinary circumstances may include, but are not limited to, the need to repair, reconstruct, or replace the most vulnerable school facilities that are identified as a Category 2 building, as defined in the report submitted pursuant to Section 17317, determined by the department to pose an unacceptable risk of injury to its occupants in the event of a seismic event.

(b) A school district applying for hardship state funding under this article shall comply with either paragraph (1) or (2).

(1) Demonstrate both of the following:

(A) That due to extreme financial, disaster-related, or other hardship the school district has unmet need for pupil housing.

(B) That the school district is not financially capable of providing the matching funds otherwise required for state participation, that the district has made all reasonable efforts to impose all levels of local debt capacity and development fees, and that the school district is, therefore, unable to participate in the program pursuant to this chapter except as set forth in this article.

(2) Demonstrate that due to unusual circumstances that are beyond the control of the district, excessive costs need to be incurred in the construction of school facilities. Funds for the purpose of seismic mitigation work or facility replacement pursuant to this section shall be allocated by the board on a 50-percent state share basis from funds reserved for that purpose in any bond approved by the voters after January 1, 2006. If the board determines that the seismic mitigation work of a school building would require funding that is greater than 50 percent of the funds required to construct a new facility, the school district shall be eligible for funding to construct a new facility under this chapter.

(c) The board shall review the increased costs that may be uniquely associated with urban construction and shall adjust the per-pupil grant for new construction or modernization hardship applications as necessary to accommodate those costs. The board shall adopt regulations setting forth the standards, methodology, and a schedule of allowable adjustments, for the urban adjustment factor established pursuant to this subdivision.

#### **SCHOOL FACILITY PROGRAM REGULATION SECTION 1859.82**

A district is eligible for facility hardship funding to repair, replace, or construct new classrooms and related facilities if the district demonstrates there is an unmet need for pupil housing or the condition of the facilities, or the lack of facilities, is a threat to the health and safety of the pupils. A facility hardship is available for:

(a) Repair of facilities, new classrooms and/or subsidiary facilities (corridors, toilets, kitchens and other non-classroom space), or replacement facilities if either (1) or (2) are met:

(1) The facilities are needed to ensure the health and safety of the pupils if the district can demonstrate to the satisfaction of the Board that the health and safety of the pupils is at risk. Factors to be considered by the Board shall include the close proximity to a major freeway, airport, electrical facility, high power transmission lines, dam, pipeline, industrial facility, adverse air quality emission or other health and safety risks, including structural deficiencies required by the DSA to be repaired, seismic mitigation of the Most Vulnerable Category 2 Buildings as verified by the DSA, traffic safety or because the pupils reside in remote areas of the district and transportation to existing facilities is not possible or poses a health and safety risk.

## ATTACHMENT A

Funding for seismic mitigation related and ancillary costs for the Most Vulnerable Category 2 Buildings shall only be provided from the SFP New Construction Account.

(A) The district shall prepare and submit to the OPSC an Application which includes a cost/benefit analysis which will be used to compare the total costs to remain in the classroom or related facility and mitigate the problem to the Current Replacement Cost of the classroom or related facility. The cost/benefit analysis may include applicable site development costs as outlined in Section 1859.76. The cost/benefit analysis shall not include increased costs associated with high performance related costs or components, with the exception of those high performance components that were pre-existing in the classroom or related facility.

1. If the total cost to remain in the classroom or related facility is 50 percent or less than the Current Replacement Cost, the district may qualify for either grant below, as applicable:

- a. Modernization Excessive Cost Hardship Grant for Rehabilitation Costs pursuant to Section 1859.83(e), or
- b. A grant not to exceed 50 percent of the cost estimate that has been reviewed and approved by the OPSC and approved by the Board for seismic repair.

...

(B) If the request is for facilities that include structural and/or seismic deficiencies, the cost/benefit analysis must also include a report from a licensed design professional identifying the minimum work necessary to obtain DSA approval. The report must contain a detailed cost estimate of the repairs. The cost/benefit analysis shall not include increased costs associated with high performance related costs or components, with the exception of those high performance components that were pre-existing in the classroom or related facility. The report and cost estimate shall be subject to review by the OPSC for conformance with the Current Construction Cost Publication by the Sierra West Group and, at the OPSC's discretion, the DSA. For seismic deficiencies of the Most Vulnerable Category 2 Buildings, the report and the cost estimate for the minimum work necessary must be reviewed by the DSA.

**MEMBERS OF THE BOARD**

**MÓNICA GARCIA, PRESIDENT**  
**KELLY GONEZ**  
**DR. GEORGE J. MCKENNA III**  
**NICHOLAS MELVOIN**  
**SCOTT M. SCHMERELSON**  
**DR. RICHARD A. VLADOVIC**



**LOS ANGELES UNIFIED SCHOOL DISTRICT**  
**ADMINISTRATIVE OFFICES**  
 333 South Beaudry Avenue, 21st Floor  
 Los Angeles, California 90017  
 Telephone: (213) 241-4911 | Fax: (213) 241-4895

**AUSTIN BEUTNER**  
 Superintendent of Schools

January 11, 2019

Attn: Alma Gamino  
 Facility Hardship Program Analyst  
 Office of Public School Construction  
 707 3<sup>rd</sup> Street  
 West Sacramento, CA 95605

**SAB 189 APPEAL FOR SEISMIC MITIGATION PROGRAM APPLICATION**  
**LOS ANGELES UNIFIED SCHOOL DISTRICT**  
**JOSEPH POMEROY WIDNEY CAREER PREPARATORY AND TRANSITION CENTER**

<b>School Facility Program Seismic Mitigation Program (SMP)</b> <b>Application Number: 58/64733-00-004</b>	<b>LAUSD Project</b> <b>10363840</b>
---	---

The District does concur with OPSC's findings regarding the inability to use construction contracts and change orders to calculate the School Facility Program Seismic Mitigation Program grant, and is submitting a SAB 189 Appeal as part of this letter.

Background

The District applied for a Facility Hardship grant for Widney High School on August 8, 2018. In OPSC's 15-day letter dated October 26, 2018, OPSC noted that a "revised cost estimate with current costs, in accordance with the 2018 Sierra West Current Construction Costs guideline, may be considered" in lieu of the Phase 2 concurrence estimate dated April 7, 2016. As part of the District's November 9, 2018 response, actual project costs totaling \$1,559,519.37 were submitted for use in calculating the grant amount.

Subsequently, in an email dated November 9, 2018, OPSC stated that in order to: "approve additional costs the District will need to update their cost estimate for the additional work previously not included but still considered part of the minimum required as indicated in the 15-day letter. This method is required by School Facility Program Regulation Section 1859.82(a)(1)(A)1.b. which [sic] states that in this circumstance the district would be eligible for, "...A grant not to exceed 50 percent of the cost estimate that has been reviewed and approved by the OPSC and approved by the Board for seismic repair."

Basis of Appeal

School Facility Program Regulation Section 1859.82(a)(1)(A)1.b does not specify the format of a valid cost estimate, nor does it stipulate the estimate be in conformance with the Sierra West publication. The District believes OPSC has the latitude to consider any type of valid cost estimate as long as that estimate is representative of the DSA-concurred minimum required work.

OPSC has concurred that the scope of work submitted in the application's DSA-approved plans represents the minimum required work (see attached OPSC email dated November 29, 2018), and the District confirms that the project's contract and change orders only include this minimum required work. The District's best method to update the project's cost estimate is to use the contractor's estimate, in the form of an executed contract and change orders.

Therefore, the District requests the SAB approve the use of the construction contract and change orders totaling \$1,559,519.37 as the basis of calculating the grant.

If you have questions or require additional information regarding this application, please contact Amy Meenan at amy.meenan@lausd.net or (213) 241-4915 or Erin Sapinoso at erin.sapinoso@lausd.net or (213) 241-4941.

Thank you,



Shawn Atlow, Director  
Facilities Legislation, Grants and Funding  
Facilities Services Division

Attachments

- C w/o attachments by email: Atlow, Meenan
- C w/ attachments: LAUSD Docs and FLGF Tracking & File
- C LAUSD DOC Number: Atlow, Kim, Meenan
- C Electronic copy: SFP File

RECEIVED  
OFFICE OF PUBLIC  
SCHOOL CONSTRUCTION

2019 JAN 16 PM 1:36

MAIL ROOM

SCHOOL DISTRICT Los Angeles Unified School District	APPLICATION NUMBER 58/64733-00-004
SCHOOL NAME Widney (Josephy Pomeroy) High	COUNTY Los Angeles County
DISTRICT REPRESENTATIVE Shawn Atlow	E-MAIL ADDRESS shawn.atlow@lausd.net

**Purpose of Request:**

To appeal OPSC's findings regarding the use of a construction contract to substantiate eligible costs for a Seismic Mitigation Program application.

**Basis of Request:**

- Law (Statute) \_\_\_\_\_
- Regulation SFP Reg. Section 1859.82
- Other (specify) \_\_\_\_\_

**Description:**

**BACKGROUND**

The District applied for a Facility Hardship grant for Widney High School on August 8, 2018. In OPSC's 15-day letter dated October 26, 2018, OPSC noted that a "revised cost estimate with current costs, in accordance with the 2018 Sierra West Current Construction Costs guideline, may be considered" in lieu of the Phase 2 concurrence estimate dated April 7, 2016. As part of the District's November 9, 2018 response, actual project costs totaling \$1,559,519.37 were submitted for use in calculating the grant amount.


Subsequently, in an email dated November 9, 2018, OPSC stated that in order to: "approve additional costs the District will need to update their cost estimate for the additional work previously not included but still considered part of the minimum required as indicated in the 15-day letter. This method is required by School Facility Program Regulation Section 1859.82(a)(1)(A)1.b. which [sic] states that in this circumstance the district would be eligible for, "...A grant not to exceed 50 percent of the cost estimate that has been reviewed and approved by the OPSC and approved by the Board for seismic repair."

**BASIS OF APPEAL**

School Facility Program Regulation Section 1859.82(a)(1)(A)1.b does not specify the format of a valid cost estimate, nor does it stipulate the estimate be in conformance with the Sierra West publication. The District believes OPSC has the latitude to consider any type of valid cost estimate as long as that estimate is representative of the DSA-concurred minimum required work.

OPSC has concurred that the scope of work submitted in the application's DSA-approved plans represents the minimum required work (see attached OPSC email dated November 29, 2018), and the District confirms that the project's contract and change orders only include this minimum required work. The District's best method to update the project's cost estimate is to use the contractor's estimate, in the form of an executed contract and change orders.

Therefore, the District requests the SAB approve the use of the construction contract and change orders totaling \$1,559,519.37 as the basis of calculating the grant.

SIGNATURE OF AUTHORIZED DISTRICT REPRESENTATIVE 	DATE 1/10/19
---	-----------------

**Meenan, Amy**

---

**From:** Maestretti, Jennifer@DGS <Jennifer.Maestretti@dgs.ca.gov>  
**Sent:** Friday, November 9, 2018 4:48 PM  
**To:** Meenan, Amy; Gamino, Alma@DGS  
**Subject:** RE: 58/64733-00-004; component vs. square footage

Good afternoon Amy,

I understand the District may want to continue to take this project to the December SAB and OPSC is committed to continuing to work with the district toward that goal. However, OPSC cannot accept contracts or actual costs for work completed by means of calculating the replacement grant.

I see that the actual costs incurred for this project exceed those included in the provided cost estimate for this project. For OPSC to approve additional costs the District will need to update their cost estimate for the additional work previously not included but still considered part of the minimum required as indicated in the 15-day letter. This method is required by School Facility Program Regulation Section 1859.82(a)(1)(A)1.b. Which states that in this circumstance the district would be eligible for, "...A grant not to exceed 50 percent of the *cost estimate* that has been reviewed and approved by the OPSC and approved by the Board for seismic repair."

Please let us know if the District concurs with OPSC's findings regarding the cost estimate, if the District will be able to submit an updated cost estimate within the 15-Day letter response time frame, or if the District will need an extension.

Thank you,

Jennifer

*Jennifer Maestretti*  
 Project Management Supervisor

Phone 916.376.5338  
 Fax 916.375.6721  
 Email [jennifer.maestretti@dgs.ca.gov](mailto:jennifer.maestretti@dgs.ca.gov)

---

**From:** Meenan, Amy [mailto:amy.meenan@lausd.net]  
**Sent:** Friday, November 09, 2018 4:33 PM  
**To:** Gamino, Alma@DGS <Alma.Gamino@dgs.ca.gov>  
**Cc:** Maestretti, Jennifer@DGS <Jennifer.Maestretti@dgs.ca.gov>  
**Subject:** RE: 58/64733-00-004; component vs. square footage

Good afternoon Alma –

The District was able to resolve everything and is providing the attached response to OPSC's 15-day letter on project 58/64733-00-004.



**Meenan, Amy**

---

**From:** Maestretti, Jennifer@DGS <Jennifer.Maestretti@dgs.ca.gov>  
**Sent:** Thursday, November 29, 2018 6:54 PM  
**To:** Meenan, Amy  
**Cc:** Gamino, Alma@DGS; LaPask, Brian@DGS  
**Subject:** RE: 58/64733-00-004; component vs. square footage

Hi Amy,

Perhaps we can find a time to chat over the phone tomorrow? I may need some clarification on your question. I also want to make sure we are talking about the same project (JPW Career Prep's lunch shelter replacement) because the voicemail I left you was in regard to a different project.

OPSC approved almost 100% of the work the district requested as part of this project. OPSC does not disagree with the minimum work required as outlined in the Phase 3 approval from DSA. Almost the only difference in costs from what the District originally requested and what OPSC verified and approved was in regards to soft costs.

However, OPSC understand the bids have come back higher for this project than the dollar amount requested in the cost estimate. OPSC being unable to use the bid to justify the amount of funding for this project does not relate to OPSC's concurrence or otherwise on the minimum work approved by DSA. That is related to OPSC's regulatory requirements to use cost estimates to provide funding for these projects in accordance to Section 1859.82.

Please let me know if you would like to set up a call so we can chat about it in more detail.

Additionally, the original due date of the 15-day letter for this project was November 13, 2018. According to the November 9, 2018 email connected to this chain, the District stated they felt they had no need for an extension for this project. However, OPSC is unable to accept the response, as stated in the earlier November 9<sup>th</sup> email and in another response not included here.

Please let me know if the district concurs to the amounts verified by OPSC or needs an extension, to a specific date, to further respond. Otherwise, OPSC can return the application to the District until a later time at which point the District could resubmit it when it is ready.

Respectfully,

Jennifer

Jennifer Maestretti  
**Project Management Supervisor**

**Phone** 916.376.5338

**Fax** 916.375.6721

**Email** [jennifer.maestretti@dgs.ca.gov](mailto:jennifer.maestretti@dgs.ca.gov)

---

**From:** Meenan, Amy [mailto:amy.meenan@lausd.net]  
**Sent:** Thursday, November 29, 2018 5:30 PM  
**To:** Maestretti, Jennifer@DGS <Jennifer.Maestretti@dgs.ca.gov>; Gamino, Alma@DGS <Alma.Gamino@dgs.ca.gov>  
**Subject:** RE: 58/64733-00-004; component vs. square footage

REPORT OF THE EXECUTIVE OFFICER  
State Allocation Board Meeting, May 22, 2019

FULL-DAY KINDERGARTEN FACILITIES GRANT PROGRAM  
APPORTIONMENTS

PURPOSE OF REPORT

To present Full-Day Kindergarten Facilities Grant (FDKFGP) Apportionments for the first funding cycle.

DESCRIPTION

Assembly Bill (AB) 1808, added Article 1 (commencing with Education Code Section 17375) to Chapter 3 of Part 10.5 of Division 1 of Title 1 of the Education Code (EC) to create the FDKFGP. AB 1808 provided \$100 million for the FDKFGP from the General Fund. The FDKFGP allows school districts that lack the facilities to provide full-day kindergarten to apply for one-time grants to construct new school facilities or retrofit existing school facilities for the purpose of providing full-day kindergarten classrooms.

In October 2018, the State Allocation Board (Board) approved a maximum of \$37.5 million for the first funding cycle of the FDKFGP. The applications that are included on Attachment A underwent a thorough review process by the Office of Public School Construction (OPSC). The applications being presented for approval have been determined to meet all program requirements.

This item requests the Board to approve 12 projects totaling \$37.5 million for Apportionment for the FDKFGP grants as shown on Attachment A.

AUTHORITY

See Attachment B.

BACKGROUND

AB 1808, the Education Finance: Education Omnibus Trailer Bill, was approved by the Governor and Chaptered on June 27, 2018. This bill appropriated \$100,000,000 out of the General Fund from the 2018/2019 fiscal year to the Board to provide one-time grants to school districts to construct new school facilities or retrofit existing school facilities for the purpose of providing full-day kindergarten classrooms to house existing kindergarten students. A "full-day kindergarten classroom," for purposes of this bill, must satisfy the design requirements for new kindergarten classrooms as specified in paragraph (2) of subdivision (h) of Section 14030 of Title 5 of the California Code of Regulations (CCR).

Projects are funded on a 50/50 state and local share basis for new construction projects and 60/40 state and local share basis for the retrofit of existing facilities. Financial hardship assistance is available for those school districts that cannot make their local matching share contribution. In October 2018, the Board approved an option to allocate \$37.5 million to the first funding cycle of the FDKFGP. The FDKFGP application submittals were due to OPSC by close of business January 31, 2019.

*Stakeholder Outreach*

On August 28, September 13, and October 4, 2018, Staff held meetings to obtain stakeholder feedback on proposed project criteria for the FDKFGP. Nearly all of the feedback Staff received was incorporated into the final program Forms, Grant Agreement and Regulations. After the Board approved the program's regulations, on December 17, Staff presented complete program requirements and the application process and posted the webcast to OPSC's website to assist all interest stakeholders.

## BACKGROUND (cont.)

On January 10 and February 6, Staff provided a program presentation for stakeholders at two County Offices of Education meetings in Los Angeles and Fresno. On February 27, Staff participated in a roundtable event at the annual Coalition for Adequate School Housing conference.

## STAFF ANALYSIS/STATEMENTS

### *Funding Order*

OPSC received 261 applications from 72 school districts requesting approximately \$262 million State share, with an additional \$62 million requested in financial hardship assistance, for a total of \$324 million for the first FDKFGP funding cycle by January 31, 2019. In accordance with FDKFGP Regulation Section 1860.15, the applications were ranked by preference points. Approved Applications receive preference points based on the total of (a) and (b) up to a maximum of 80 points, as follows:

- (a) 40 points if a school district demonstrates it meets the requirements for financial hardship.
- (b) Up to 40 points based on the percentage of pupils in the school district who are eligible for Free and Reduced-Price School Meals.

Once the preference points were determined, all approved applications were prioritized based on the following order per program regulations:

1. School districts will have their first priority projects funded in order based on total preference points until all school districts have had their first priority project funded.
2. School districts with the same total preference points will be placed into a lottery system to determine which school district shall receive funding first.
3. If sufficient funding remains, a second wave of funding order will commence. The school district with the highest total preference points shall have their remaining projects funded. Funding shall then be provided to the next school district with the highest total preference points.
4. School districts with multiple applications that are tied for preference points will be placed into a lottery system to determine which school district will be funded first. The highest remaining priority project for each school district participating in the lottery will be funded until all projects from each school district participating have been funded.

Due to the number of applications and respective grant amounts, funding order was based on total preference points for each district and each district's first priority project.

After accounting for the 11 applications that can be fully funded, there is a remaining balance of \$2,840,988 available for the next project in line. Pursuant to FDKFGP Regulation Section 1860.15, if the Board does not have sufficient funding to fully apportion a school district's Approved Application, that school district may elect to either accept or decline to accept partial funding for the project. If partial funding is declined, the Board may offer partial funding to the next Approved Application, based on the funding order determined above.

STAFF ANALYSIS/STATEMENTS (cont.)

Guadalupe Union School District has elected to accept a partial apportionment in the amount of \$2,840,988 for the project located at the Mary Buren School. The amount shown in Attachment A reflects this amount, which is a partial Apportionment for the project and represents the full and final amount that will be approved for this project.

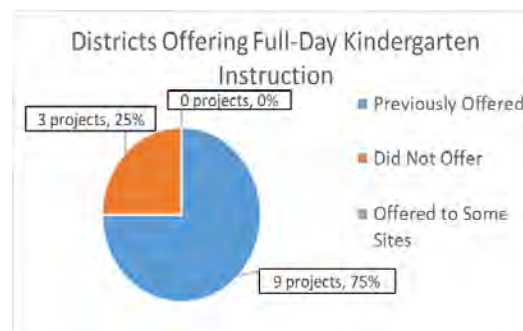
Using this prescribed funding order, Staff is presenting 12 FDKFGP projects for a total of the \$37.5 million in funding provided for this funding cycle as shown in Attachment A.

*Demographic Information*

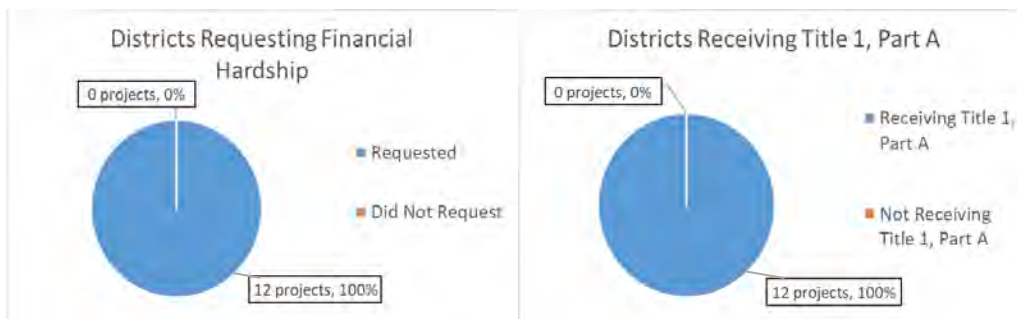
Of the 12 projects, 11 of the applications requested new construction funding and one of them requested retrofit funding.



Of the 12 project sites shown on Attachment A, nine of them previously offered full-day kindergarten instruction but lacked kindergarten facilities as displayed in the chart below. The remaining three projects will offer full-day kindergarten instruction upon completion of the project.



The 12 projects shown on Attachment A have requested and have been approved for Financial Hardship as displayed in the chart below. Additionally, the 12 project sites received Title 1, Part A funds during the 2018-2019 Fiscal Year as displayed in the chart below.



STAFF ANALYSIS/STATEMENTS (cont.)

The chart below shows that each of the 12 districts had a Free and Reduced-Price School Meals percentage of 84 percent or higher.

DISTRICT	FRPM
Pixley Union	96
Cutler-Orosi Joint Unified	95
Greenfield Union Elementary	95
Lindsay Unified	94
Traver Joint Elementary	94
Edison Elementary	93
Woodville Union Elementary	92
Lamont Elementary	91
Bakersfield City	90
Richgrove Elementary	90
Washington Colony Elementary	85
Guadalupe Union Elementary	84

*Receiving an Apportionment*

All school districts that receive a Board approval for an Apportionment must execute and submit a Grant Agreement prior to any release of funds. Cash proceeds are immediately available upon project Apportionment.

School districts who receive FDKFGP funding without an advance release of funds must submit a valid *Fund Release Authorization* (Form SAB 70-02) with all required approvals within 180 days of Apportionment. A school district that has received funds in accordance with the program must submit a valid *Expenditure Report* (Form SAB 70-03) at the completion of the project. A project is considered complete when either of the following occurs: 1) When the notice of completion has been filed; all outstanding invoices, claims, and change orders have been satisfied and the facility is currently in use by the school district, or; 2) One year from the final fund release. A final savings report shall be due one year after the first expenditure report. School districts will then have 12 months to submit a Final Savings *Expenditure Report* (Form SAB 70-03), reporting any use of savings. Any savings remaining at the end of the 12 months must be returned to the State.

School districts who receive FDKFGP funding with an advance release of funds and are receiving Financial Hardship, must submit a valid *Fund Release Authorization* (Form SAB 70-02) within 12 months of the advance Apportionment, with all required approvals. A school district that has received funds in accordance with the program must submit a valid *Expenditure Report* (Form SAB 70-03) at the completion of the project. A project is considered complete when either of the following occurs: 1) When the notice of completion has been filed, or; 2) One year from the final fund release. School districts receiving Financial Hardship must return any unspent funds.

School districts who receive an FDKFGP Apportionment without an advance release of funds must submit a valid Form SAB 70-02 within 180 days of Apportionment. School districts who receive an FDKFGP Apportionment with an advance release of funds must submit a valid Form SAB 70-02 with all required approvals within 12 months of Apportionment. Failure to submit the Form SAB 70-02 and required approvals within the prescribed period will result in the rescission of the project without further Board action.

**Program Audits**

School districts that receive FDKFGP funding shall be subject to a local audit conducted pursuant to EC Section 41024 to assure that the expenditures incurred by the school district were made in accordance with the provisions of EC Section 17375.

STAFF ANALYSIS/STATEMENTS (cont.)*Summary*

Staff recommends approval of the 12 FDKFGP projects on Attachment A for Apportionment. The total funding requested is \$37.5 million, as approved by the Board for this cycle. In accordance with FDKFGP Regulations, the remaining applications will be returned to the applicants. Applicants have the option of resubmitting in the second funding round that opened on May 1, 2019 and closes on May 30, 2019\*.

\*OPSC staff notified all school districts not projected to receive funding in the first filing round prior to May 1 to allow those school districts sufficient time to apply for the second round.

RECOMMENDATION

Approve the FDKFGP projects in the amount of \$37,500,000 as shown on Attachment A for Apportionment.

This Item was approved by the State Allocation Board on May 22, 2019.

ATTACHMENT A  
 FDKFGP APPORTIONMENTS  
 State Allocation Board Meeting, May 22, 2019

County	District	School Site	Application Number	Received Date	Preference Points	Grant Amount
TULARE	PIXLEY UNION	PIXLEY ELEMENTARY	70/72041-00-001	1/22/2019	76	\$2,517,812
TULARE	CUTLER-OROSI JOINT UNIFIED	GOLDEN VALLEY ELEMENTARY	70/71860-00-001	1/25/2019	75	\$5,840,082
MONTEREY	GREENFIELD UNION ELEMENTARY	MARY CHAPA ACADEMY	71/66035-00-001	1/28/2019	75	\$2,078,433
TULARE	LINDSAY UNIFIED	WASHINGTON ELEMENTARY	70/71993-00-001	1/11/2019	74	\$3,336,894
TULARE	TRAVER JOINT ELEMENTARY	TRAVER ELEMENTARY	70/72223-00-001	1/25/2019	74	\$1,625,156
KERN	EDISON ELEMENTARY	ORANGEWOOD ELEMENTARY	70/63438-00-001	1/24/2019	73	\$3,351,692
TULARE	WOODVILLE UNION ELEMENTARY	WOODVILLE ELEMENTARY	70/72298-00-001	1/25/2019	72	\$2,501,715
KERN	LAMONT ELEMENTARY	LAMONT ELEMENTARY	70/63560-00-001	1/11/2019	71	\$6,313,525
KERN	BAKERSFIELD CITY	BESSIE OWENS PRIMARY	70/63321-00-001	1/28/2019	70	\$5,005,786
TULARE	RICHGROVE ELEMENTARY	RICHGROVE ELEMENTARY	70/72082-00-001	1/29/2019	70	\$831,297
FRESNO	WASHINGTON COLONY ELEMENTARY	WASHINGTON COLONY ELEMENTARY	70/62513-00-001	1/29/2019	65	\$1,256,620
SANTA BARBARA	GUADALUPE UNION ELEMENTARY	MAY BUREN ELEMENTARY	70/69203-00-001	1/31/2019	64	\$2,840,988
New Construction:						\$35,421,567
Retrofit						\$2,078,433
Total:						\$37,500,000

## ATTACHMENT B

### AUTHORITY

EC Section 17375(a) states: “For the 2018–19 fiscal year, the sum of one hundred million dollars (\$100,000,000) is hereby appropriated from the General Fund to the State Allocation Board to provide one-time grants to school districts to construct new school facilities or retrofit existing school facilities for the purpose of providing full-day kindergarten classrooms pursuant to Section 8973.”

FDKFGP Regulation Section 1860.6(a) states in part:

(a) Approved Applications for Full-Day Kindergarten Facilities Grant Program funding for the first funding round must be received by OPSC on or after January 2, 2019, and on or before January 31, 2019. Applications that do not receive an Apportionment during this round will be returned to the School District.

FDKFGP Regulation Section 1860.15(c) states in part:

(c) The Board shall apportion projects in the following order:

(1) School Districts will be funded based on the total preference points, determined by the sum of subdivisions (a) and (b) above. If School Districts submit multiple applications in the same funding round, OPSC will use the priority order assigned to each application by the School Districts on the Form SAB 70-01 and then fund Approved Applications in the following order:

(A) School Districts shall have their first priority projects funded in order based on total preference points until all School Districts have had their first priority project funded, or until all funds are exhausted for that funding round, whichever comes first.

FDKFGP Regulation Section 1860.15 (c)(3) states in part:

(3) If the Board does not have sufficient funding to fully apportion a School District’s Approved Application, that School District may elect to either:

(A) Accept partial funding for the project. If partial funding is accepted, the Apportionment shall become the full and final apportionment for the project.

(B) Decline to accept funding for the project. If partial funding is declined, the Board may offer partial funding to the next Approved Application, based on funding order determined in (c)(1) and (c)(2) above.

FDKFGP Regulation Section 1860.16(e) states in part:

(e) For New Construction Grant or Retrofit Grant funding, without a request for an advance release of funds pursuant to Sections 1860.7(a) and 1860.7(c), a valid Fund Release Request (Form SAB 70-02) with all required approvals must be submitted within 180 days of Apportionment. If a valid Form SAB 70-02 is not received within 180 days of Apportionment, the Apportionment shall be rescinded.

FDKFGP Regulation Section 1860.16(f) states in part:

(f) For an Apportionment received pursuant to Section 1860.7(b) and 1860.7(d), where submittal of the necessary CDE plan approval and/or DSA-approved plans and specifications were not required at the time the Board granted an Apportionment, then the School District has up to 12 months to submit the required approvals from the date of Apportionment. If the required submittals are not received within 12 months, the Apportionment shall be rescinded and the Full-Day Kindergarten Facilities Grant will return to the Program for reallocation.



**SCHOOL DISTRICT DATA**

<b>Application No:</b> 70/72041-00-001	<b>County:</b> Tulare
<b>School District:</b> Pixley Union Elementary	<b>School Name:</b> Pixley Elementary

**PROJECT DATA**

<b>Type of Project:</b> New Construction	<b>Application Filing Basis:</b> Site Specific
<b>Pupils Assigned:</b> 75	
<b>Classroom(s):</b> 3	<b>Recommended Acres:</b>
<b>Financial Hardship Requested:</b> Yes	<b>Existing Acres:</b>
<b>Preference Points:</b> 76	

**ADJUSTED GRANT DATA**

<b>New Construction</b>	\$ 914,775.00
<b>Automatic Fire Detection/Alarm</b>	1,125.00
<b>Automatic Sprinkler</b>	15,375.00
<b>Project Assistance</b>	7,460.00
<b>Site Development</b>	320,171.00
<b>Total State Share (50%)</b>	1,258,906.00
<b>District Share (50%)</b>	1,258,906.00
<b>Total Project Cost</b>	<b>\$ 2,517,812.00</b>

**PROJECT FINANCING**

<b>State Share</b>	
<b>This Project</b>	\$ 1,258,906.00
<b>District Share</b>	
<b>Cash Contribution</b>	
<b>Financial Hardship</b>	1,258,906.00
<b>Total Project Cost</b>	<b>\$ 2,517,812.00</b>

**HISTORY OF PROJECT COST AND APPORTIONMENT**

	Fund Code	Previously Authorized	Authorized This Action	Apportionment This Action
<b>State Share</b>				
<b>New Construction/Additional Grant</b>	1027	\$	\$ 1,258,906.00	\$ 1,258,906.00
<b>District Share</b>				
<b>Cash Contribution</b>				
<b>Financial Hardship</b>	1027		1,258,906.00	1,258,906.00
<b>Total</b>		<b>\$</b>	<b>\$ 2,517,812.00</b>	<b>\$ 2,517,812.00</b>

**Funding Source: General Fund Full-Day Kindergarten Facilities Grant Program**

The District shall ensure that it is in compliance with all applicable laws, regulations and certifications it made on the program forms.

Pursuant to Education Code Section 17071.75(b)(1), an adjustment will be made to the District's new construction baseline eligibility for the facilities being funded.

This project is subject to the Grant Agreement submittal pursuant to Regulation Section 1860.17.

The District qualifies for financial hardship pursuant to Regulation Section 1860.14(b)(1). The District has demonstrated it is financially unable to provide all or a part of the matching funds and is levying the developer fees or equal alternative revenue source justified by law. The District's outstanding bonded indebtedness at the date of request (January 31, 2019) is at least 60 percent of its total bonding capacity.

The District has requested an advance release of funds for design. Pursuant to Regulation Section 1860.16(a) \$365,910.00, equal to 40 percent of the grant determined by Regulation Section 1860.9(a), will be released by OPSC upon the receipt of a valid, signed, Grant Agreement as specified in Regulation Section 1860.17

Pursuant to Regulation Section 1860.19(b) any funding not expended on eligible project expenditures prior to completion of the project, as specified in Regulation Section 1860.18, must be returned to the State.

The District is responsible for ensuring that the project is compliant with Prevailing Wage Monitoring and/or Labor Compliance Program requirements at the time construction contracts are executed and/or construction commenced.

**SCHOOL DISTRICT DATA**

<b>Application No:</b> 70/71860-00-001	<b>County:</b> Tulare
<b>School District:</b> Cutler-Orosi Joint Unified	<b>School Name:</b> Golden Valley Elementary

**PROJECT DATA**

<b>Type of Project:</b> New Construction	<b>Application Filing Basis:</b> Site Specific
<b>Pupils Assigned:</b> 175	
<b>Classroom(s):</b> 7	<b>Recommended Acres:</b>
<b>Financial Hardship Requested:</b> Yes	<b>Existing Acres:</b>
<b>Preference Points:</b> 75	

**ADJUSTED GRANT DATA**

<b>New Construction</b>	\$ 2,134,475.00
<b>Automatic Fire Detection/Alarm</b>	2,625.00
<b>Automatic Sprinkler</b>	35,875.00
<b>Site Development</b>	747,066.00
<b>Total State Share (50%)</b>	2,920,041.00
<b>District Share (50%)</b>	2,920,041.00
<b>Total Project Cost</b>	<b>\$ 5,840,082.00</b>

**PROJECT FINANCING**

<b>State Share</b>	
<b>This Project</b>	\$ 2,920,041.00
<b>District Share</b>	
<b>Cash Contribution</b>	
<b>Financial Hardship</b>	2,920,041.00
<b>Total Project Cost</b>	<b>\$ 5,840,082.00</b>

**HISTORY OF PROJECT COST AND APPORTIONMENT**

	Fund Code	Previously Authorized	Authorized This Action	Approval This Action
<b>State Share</b>				
<b>New Construction/Additional Grant</b>	1027	\$	\$ 2,920,041.00	\$ 2,920,041.00
<b>District Share</b>				
<b>Cash Contribution</b>				
<b>Financial Hardship</b>	1027		2,920,041.00	2,920,041.00
<b>Total</b>		\$	<b>\$ 5,840,082.00</b>	<b>\$ 5,840,082.00</b>

**Funding Source: General Fund Full-Day Kindergarten Facilities Grant Program**

The District shall ensure that it is in compliance with all applicable laws, regulations and certifications it made on the program forms.

Pursuant to Education Code Section 17071.75(b)(1), an adjustment will be made to the District's new construction baseline eligibility for the facilities being funded.

This project is subject to the Grant Agreement submittal pursuant to Regulation Section 1860.17.

The District qualifies for financial hardship pursuant to Regulation Section 1860.14(b)(1). The District has demonstrated it is financially unable to provide all or a part of the matching funds and is levying the developer fees or equal alternative revenue source justified by law. The District's outstanding bonded indebtedness at the date of request (April 11, 2019) is at least 60 percent of its total bonding capacity.

The District has requested an advance release of funds for design. Pursuant to Regulation Section 1860.16(a) \$853,790.00, equal to 40 percent of the grant determined by Regulation Section 1860.9(a), will be released by OPSC upon the receipt of a valid, signed, Grant Agreement as specified in Regulation Section 1860.17

Pursuant to Regulation Section 1860.19(b) any funding not expended on eligible project expenditures prior to completion of the project, as specified in Regulation Section 1860.18, must be returned to the State.

The District is responsible for ensuring that the project is compliant with Prevailing Wage Monitoring and/or Labor Compliance Program requirements at the time construction contracts are executed and/or construction commenced.

**SCHOOL DISTRICT DATA**

<b>Application No:</b> 71/66035-00-001	<b>County:</b> Monterey
<b>School District:</b> Greenfield Union	<b>School Name:</b> Mary Chapa Academy

**PROJECT DATA**

<b>Type of Project:</b> Retrofit	<b>Application Filing Basis:</b> Site Specific
<b>Pupils Assigned:</b> 225	
<b>Classroom(s):</b> 9	<b>Recommended Acres:</b>
<b>Financial Hardship Requested:</b> Yes	<b>Existing Acres:</b>
<b>Preference Points:</b> 75	

**ADJUSTED GRANT DATA**

Retrofit	\$ 1,044,900.00
Automatic Fire Detection/Alarm	33,975.00
Site Development	365,715.00
50 year(s) or older utilities	156,735.00
<b>Total State Share (60%)</b>	<b>1,601,325.00</b>
<b>District Share (40%)</b>	<b>1,067,550.00</b>
<b>Total Project Cost</b>	<b>\$ 2,668,875.00</b>

**PROJECT FINANCING**

<b>State Share</b>	
<b>This Project</b>	\$ 1,601,325.00
<b>District Share</b>	
<b>Cash Contribution</b>	590,442.00
<b>Financial Hardship</b>	477,108.00
<b>Total Project Cost</b>	<b>\$ 2,668,875.00</b>

**HISTORY OF PROJECT COST AND APPORTIONMENT**

	Fund Code	Previously Authorized	Authorized This Action	Apportionment This Action
<b>State Share</b>				
Retrofit/Additional Grant	1027	\$	\$ 1,601,325.00	\$ 1,601,325.00
<b>District Share</b>				
Cash Contribution			590,442.00	
Financial Hardship	1027		477,108.00	477,108.00
<b>Total</b>		<b>\$</b>	<b>\$ 2,668,875.00</b>	<b>\$ 2,078,433.00</b>

**Funding Source: General Fund Full-Day Kindergarten Facilities Grant Program**

The District shall ensure that it is in compliance with all applicable laws, regulations and certifications it made on the program forms.

This project is subject to the Grant Agreement submittal pursuant to Regulation Section 1860.17.

The District qualifies for financial hardship pursuant to Regulation Section 1860.14(b)(1). The District has demonstrated it is financially unable to provide all or a part of the matching funds and is levying the developer fees or equal alternative revenue source justified by law. The District's outstanding bonded indebtedness at the date of request (April 4, 2019) is at least 60 percent of its total bonding capacity.

The District has requested an advance release of funds for design. Pursuant to Regulation Section 1860.16(a) \$0.00, equal to 25 percent of the grant determined by Regulation Section 1860.12(a) (\$261,225 less available district contribution), will be released by OPSC upon the receipt of a valid, signed, Grant Agreement as specified in Regulation Section 1860.17

Pursuant to Regulation Section 1860.19(b) any funding not expended on eligible project expenditures prior to completion of the project, as specified in Regulation Section 1860.18, must be returned to the State.

The District is responsible for ensuring that the project is compliant with Prevailing Wage Monitoring and/or Labor Compliance Program requirements at the time construction contracts are executed and/or construction commenced.

**SCHOOL DISTRICT DATA**

Application No: 70/71993-00-001 County: Tulare  
 School District: Lindsay Unified School Name: Washington Elementary

**PROJECT DATA**

Type of Project: New Construction Application Filing Basis: Site Specific  
 Pupils Assigned: 100  
 Classroom(s): 4 Recommended Acres:  
 Financial Hardship Requested: Yes Existing Acres:  
 Preference Points: 74

**ADJUSTED GRANT DATA**

New Construction	\$ 1,219,700.00
Automatic Fire Detection/Alarm	1,500.00
Automatic Sprinkler	20,500.00
Site Development	426,895.00
Total State Share (50%)	1,668,595.00
District Share (50%)	1,668,595.00
Total Project Cost	<u>\$ 3,337,190.00</u>

**PROJECT FINANCING**

<u>State Share</u>	
This Project	\$ 1,668,595.00
<u>District Share</u>	
Cash Contribution	296.00
Financial Hardship	1,668,299.00
Total Project Cost	<u>\$ 3,337,190.00</u>

**HISTORY OF PROJECT COST AND APPORTIONMENT**

	Fund Code	Previously Authorized	Authorized This Action	Apportionment This Action
<u>State Share</u>				
New Construction/Additional Grant	1027	\$	\$ 1,668,595.00	\$ 1,668,595.00
<u>District Share</u>				
Cash Contribution			296.00	
Financial Hardship	1027		1,668,299.00	1,668,299.00
Total		\$	<u>\$ 3,337,190.00</u>	<u>\$ 3,336,894.00</u>

**Funding Source: General Fund Full-Day Kindergarten Facilities Grant Program**

The District shall ensure that it is in compliance with all applicable laws, regulations and certifications it made on the program forms.

Pursuant to Education Code Section 17071.75(b)(1), an adjustment will be made to the District's new construction baseline eligibility for the facilities being funded.

This project is subject to the Grant Agreement submittal pursuant to Regulation Section 1860.17.

The District qualifies for financial hardship pursuant to Regulation Section 1860.14(b)(1). The District has demonstrated it is financially unable to provide all or a part of the matching funds and is levying the developer fees or equal alternative revenue source justified by law. The District's outstanding bonded indebtedness at the date of request (April 4, 2019) is at least 60 percent of its total bonding capacity.

The District has requested an advance release of funds for design. Pursuant to Regulation Section 1860.16(a) \$487,584.00, equal to 40 percent of the grant determined by Regulation Section 1860.9(a) (\$487,880 less available district contribution), will be released by OPSC upon the receipt of a valid, signed, Grant Agreement as specified in Regulation Section 1860.17

Pursuant to Regulation Section 1860.19(b) any funding not expended on eligible project expenditures prior to completion of the project, as specified in Regulation Section 1860.18, must be returned to the State.

The District is responsible for ensuring that the project is compliant with Prevailing Wage Monitoring and/or Labor Compliance Program requirements at the time construction contracts are executed and/or construction commenced.

**SCHOOL DISTRICT DATA**

<b>Application No:</b> 70/72223-00-001	<b>County:</b> Tulare
<b>School District:</b> Traver Joint Elementary	<b>School Name:</b> Traver Elementary

**PROJECT DATA**

<b>Type of Project:</b> New Construction	<b>Application Filing Basis:</b> Site Specific
<b>Pupils Assigned:</b> 50	
<b>Classroom(s):</b> 2	<b>Recommended Acres:</b>
<b>Financial Hardship Requested:</b> Yes	<b>Existing Acres:</b>
<b>Preference Points:</b> 74	

**ADJUSTED GRANT DATA**

<b>New Construction</b>	\$ 609,850.00
<b>Automatic Fire Detection/Alarm</b>	750.00
<b>Automatic Sprinkler</b>	10,250.00
<b>Project Assistance</b>	7,460.00
<b>Site Development</b>	213,448.00
<b>Total State Share (50%)</b>	841,758.00
<b>District Share (50%)</b>	841,758.00
<b>Total Project Cost</b>	<u>\$ 1,683,516.00</u>

**PROJECT FINANCING**

<b>State Share</b>	
<b>This Project</b>	\$ 841,758.00
<b>District Share</b>	
<b>Cash Contribution</b>	58,360.00
<b>Financial Hardship</b>	783,398.00
<b>Total Project Cost</b>	<u>\$ 1,683,516.00</u>

**HISTORY OF PROJECT COST AND APPORTIONMENT**

	Fund Code	Previously Authorized	Authorized This Action	Apportionment This Action
<b>State Share</b>				
<b>New Construction/Additional Grant</b>	1027	\$	\$ 841,758.00	\$ 841,758.00
<b>District Share</b>				
<b>Cash Contribution</b>			58,360.00	
<b>Financial Hardship</b>	1027		783,398.00	783,398.00
<b>Total</b>		<u>\$</u>	<u>\$ 1,683,516.00</u>	<u>\$ 1,625,156.00</u>

**Funding Source: General Fund Full-Day Kindergarten Facilities Grant Program**

The District shall ensure that it is in compliance with all applicable laws, regulations and certifications it made on the program forms.

Pursuant to Education Code Section 17071.75(b)(1), an adjustment will be made to the District's new construction baseline eligibility for the facilities being funded.

This project is subject to the Grant Agreement submittal pursuant to Regulation Section 1860.17.

District qualifies for financial hardship pursuant to Regulation Section 1860.14(b)(3). The District has demonstrated it is financially unable to provide all or a part of the matching funds and is levying the developer fees or equal alternative revenue source justified by law. The District's total bonding capacity (as of April 3, 2019) is \$5 million or less.

The District has requested an advance release of funds for design. Pursuant to Regulation Section 1860.16(a) \$185,580.00, equal to 40 percent of the grant determined by Regulation Section 1860.9(a) (\$243,940 less available district contribution), will be released by OPSC upon the receipt of a valid, signed, Grant Agreement as specified in Regulation Section 1860.17

Pursuant to Regulation Section 1860.19(b) any funding not expended on eligible project expenditures prior to completion of the project, as specified in Regulation Section 1860.18, must be returned to the State.

The District is responsible for ensuring that the project is compliant with Prevailing Wage Monitoring and/or Labor Compliance Program requirements at the time construction contracts are executed and/or construction commenced.

**SCHOOL DISTRICT DATA**

<b>Application No:</b> 70/63438-00-001	<b>County:</b> Kern
<b>School District:</b> Edison Elementary	<b>School Name:</b> Orangewood

**PROJECT DATA**

<b>Type of Project:</b> New Construction	<b>Application Filing Basis:</b> Site Specific
<b>Pupils Assigned:</b> 100	
<b>Classroom(s):</b> 4	<b>Recommended Acres:</b>
<b>Financial Hardship Requested:</b> Yes	<b>Existing Acres:</b>
<b>Preference Points:</b> 73	

**ADJUSTED GRANT DATA**

<b>New Construction</b>	\$ 1,219,700.00
<b>Automatic Fire Detection/Alarm</b>	1,500.00
<b>Automatic Sprinkler</b>	20,500.00
<b>Project Assistance</b>	7,460.00
<b>Site Development</b>	426,895.00
<b>Total State Share (50%)</b>	1,676,055.00
<b>District Share (50%)</b>	1,676,055.00
<b>Total Project Cost</b>	<u>\$ 3,352,110.00</u>

**PROJECT FINANCING**

<b>State Share</b>	
<b>This Project</b>	\$ 1,676,055.00
<b>District Share</b>	
<b>Cash Contribution</b>	418.00
<b>Financial Hardship</b>	1,675,637.00
<b>Total Project Cost</b>	<u>\$ 3,352,110.00</u>

**HISTORY OF PROJECT COST AND APPORTIONMENT**

	Fund Code	Previously Authorized	Authorized This Action	Apportionment This Action
<b>State Share</b>				
<b>New Construction/Additional Grant</b>	1027	\$	\$ 1,676,055.00	\$ 1,676,055.00
<b>District Share</b>				
<b>Cash Contribution</b>			418.00	
<b>Financial Hardship</b>	1027		1,675,637.00	1,675,637.00
<b>Total</b>		\$	<u>\$ 3,352,110.00</u>	<u>\$ 3,351,692.00</u>

**Funding Source: General Fund Full-Day Kindergarten Facilities Grant Program**

The District shall ensure that it is in compliance with all applicable laws, regulations and certifications it made on the program forms.

Pursuant to Education Code Section 17071.75(b)(1), an adjustment will be made to the District's new construction baseline eligibility for the facilities being funded.

This project is subject to the Grant Agreement submittal pursuant to Regulation Section 1860.17.

The District qualifies for financial hardship pursuant to Regulation Section 1860.14(b)(1). The District has demonstrated it is financially unable to provide all or a part of the matching funds and is levying the developer fees or equal alternative revenue source justified by law. The District's outstanding bonded indebtedness at the date of request (April 4, 2019) is at least 60 percent of its total bonding capacity.

The District has requested an advance release of funds for design. Pursuant to Regulation Section 1860.16(a) \$487,462.00, equal to 40 percent of the grant determined by Regulation Section 1860.9(a) (\$487,880 less available district contribution), will be released by OPSC upon the receipt of a valid, signed, Grant Agreement as specified in Regulation Section 1860.17

Pursuant to Regulation Section 1860.19(b) any funding not expended on eligible project expenditures prior to completion of the project, as specified in Regulation Section 1860.18, must be returned to the State.

The District is responsible for ensuring that the project is compliant with Prevailing Wage Monitoring and/or Labor Compliance Program requirements at the time construction contracts are executed and/or construction commenced.

**SCHOOL DISTRICT DATA**

Application No: 70/72298-00-001 County: Kern  
 School District: Woodville Union School Name: Woodville Elementary

**PROJECT DATA**

Type of Project: New Construction Application Filing Basis: Site Specific  
 Pupils Assigned: 75  
 Classroom(s): 3 Recommended Acres:  
 Financial Hardship Requested: Yes Existing Acres:  
 Preference Points: 72

**ADJUSTED GRANT DATA**

New Construction	\$ 914,775.00
Automatic Fire Detection/Alarm	1,125.00
Automatic Sprinkler	15,375.00
Project Assistance	7,460.00
Site Development	320,171.00
<b>Total State Share (50%)</b>	<b>1,258,906.00</b>
<b>District Share (50%)</b>	<b>1,258,906.00</b>
<b>Total Project Cost</b>	<b>\$ 2,517,812.00</b>

**PROJECT FINANCING**

<b>State Share</b>	
<b>This Project</b>	\$ 1,258,906.00
<b>District Share</b>	
<b>Cash Contribution</b>	16,097.00
<b>Financial Hardship</b>	1,242,809.00
<b>Total Project Cost</b>	<b>\$ 2,517,812.00</b>

**HISTORY OF PROJECT COST AND APPORTIONMENT**

	Fund Code	Previously Authorized	Authorized This Action	Apportionment This Action
<b>State Share</b>				
New Construction/Additional Grant	1027	\$	\$ 1,258,906.00	\$ 1,258,906.00
<b>District Share</b>				
Cash Contribution			16,097.00	
Financial Hardship	1027		1,242,809.00	1,242,809.00
<b>Total</b>		<b>\$</b>	<b>\$ 2,517,812.00</b>	<b>\$ 2,501,715.00</b>

**Funding Source: General Fund Full-Day Kindergarten Facilities Grant Program**

The District shall ensure that it is in compliance with all applicable laws, regulations and certifications it made on the program forms.

Pursuant to Education Code Section 17071.75(b)(1), an adjustment will be made to the District's new construction baseline eligibility for the facilities being funded.

This project is subject to the Grant Agreement submittal pursuant to Full-Day Kindergarten Facilities Grant Program Regulation Section 1860.17.

The District qualifies for financial hardship pursuant to Regulation Section 1860.14(b)(3). The District has demonstrated it is financially unable to provide all or a part of the matching funds and is levying the developer fees or equal alternative revenue source justified by law. The District's total bonding capacity (as of March 29,2019) is \$5 million or less.

The District has requested an advance release of funds for design. Pursuant to Regulation Section 1860.16(a) \$349,813.00, equal to 40 percent of the grant determined by Regulation Section 1860.9(a) (\$365,910 less available district contribution), will be released by OPSC upon the receipt of a valid, signed, Grant Agreement as specified in Regulation Section 1860.17

Pursuant to Regulation Section 1860.19(b) any funding not expended on eligible project expenditures prior to completion of the project, as specified in Regulation Section 1860.18, must be returned to the State.

The District is responsible for ensuring that the project is compliant with Prevailing Wage Monitoring and/or Labor Compliance Program requirements at the time construction contracts are executed and/or construction commenced.

**SCHOOL DISTRICT DATA**

<b>Application No:</b> 70/63560-00-001	<b>County:</b> Kern
<b>School District:</b> Lamont Elementary	<b>School Name:</b> Lamont Elementary

**PROJECT DATA**

<b>Type of Project:</b> New Construction	<b>Application Filing Basis:</b> Site Specific
<b>Pupils Assigned:</b> 200	
<b>Classroom(s):</b> 8	<b>Recommended Acres:</b>
<b>Financial Hardship Requested:</b> Yes	<b>Existing Acres:</b>
<b>Preference Points:</b> 71	

**ADJUSTED GRANT DATA**

<b>New Construction</b>	\$ 2,439,400.00
<b>Automatic Fire Detection/Alarm</b>	3,000.00
<b>Automatic Sprinkler</b>	41,000.00
<b>Site Development</b>	853,790.00
<b>Total State Share (50%)</b>	3,337,190.00
<b>District Share (50%)</b>	3,337,190.00
<b>Total Project Cost</b>	<b>\$ 6,674,380.00</b>

**PROJECT FINANCING**

<b>State Share</b>	
<b>This Project</b>	\$ 3,337,190.00
<b>District Share</b>	
<b>Cash Contribution</b>	360,855.00
<b>Financial Hardship</b>	2,976,335.00
<b>Total Project Cost</b>	<b>\$ 6,674,380.00</b>

**HISTORY OF PROJECT COST AND APPORTIONMENT**

	Fund Code	Previously Authorized	Authorized This Action	Apportionment This Action
<b>State Share</b>				
<b>New Construction/Additional Grant</b>	1027	\$	\$ 3,337,190.00	\$ 3,337,190.00
<b>District Share</b>				
<b>Cash Contribution</b>			360,855.00	
<b>Financial Hardship</b>	1027		2,976,335.00	2,976,335.00
<b>Total</b>		\$	<b>\$ 6,674,380.00</b>	<b>\$ 6,313,525.00</b>

**Funding Source: General Fund Full-Day Kindergarten Facilities Grant Program**

The District shall ensure that it is in compliance with all applicable laws, regulations and certifications it made on the program forms.

Pursuant to Education Code Section 17071.75(b)(1), an adjustment will be made to the District's new construction baseline eligibility for the facilities being funded.

This project is subject to the Grant Agreement submittal pursuant to Regulation Section 1860.17.

The District qualifies for financial hardship pursuant to Regulation Section 1860.14(b)(1). The District has demonstrated it is financially unable to provide all or a part of the matching funds and is levying the developer fees or equal alternative revenue source justified by law. The District's outstanding bonded indebtedness at the date of request (April 11, 2019) is at least 60 percent of its total bonding capacity.

The District has requested an advance release of funds for design. Pursuant to Regulation Section 1860.16(a) \$614,905.00, equal to 40 percent of the grant determined by Regulation Section 1860.9(a) (\$975,760 less available district contribution), will be released by OPSC upon the receipt of a valid, signed, Grant Agreement as specified in Regulation Section 1860.17

Pursuant to Regulation Section 1860.19(b) any funding not expended on eligible project expenditures prior to completion of the project, as specified in Regulation Section 1860.18, must be returned to the State.

The District is responsible for ensuring that the project is compliant with Prevailing Wage Monitoring and/or Labor Compliance Program requirements at the time construction contracts are executed and/or construction commenced.



**SCHOOL DISTRICT DATA**

<b>Application No:</b> 70/63321-00-001	<b>County:</b> Kern
<b>School District:</b> Bakersfield City Elementary	<b>School Name:</b> Bessie Owens Primary

**PROJECT DATA**

<b>Type of Project:</b> New Construction	<b>Application Filing Basis:</b> Site Specific
<b>Pupils Assigned:</b> 150	
<b>Classroom(s):</b> 6	<b>Recommended Acres:</b>
<b>Financial Hardship Requested:</b> Yes	<b>Existing Acres:</b>
<b>Preference Points:</b> 70	

**ADJUSTED GRANT DATA**

<b>New Construction</b>	\$ 1,829,550.00
<b>Automatic Fire Detection/Alarm</b>	2,250.00
<b>Automatic Sprinkler</b>	30,750.00
<b>Site Development</b>	640,343.00
<b>Total State Share (50%)</b>	2,502,893.00
<b>District Share (50%)</b>	2,502,893.00
<b>Total Project Cost</b>	<b>\$ 5,005,786.00</b>

**PROJECT FINANCING**

<b>State Share</b>	
<b>This Project</b>	\$ 2,502,893.00
<b>District Share</b>	
<b>Cash Contribution</b>	2,502,893.00
<b>Financial Hardship</b>	2,502,893.00
<b>Total Project Cost</b>	<b>\$ 5,005,786.00</b>

**HISTORY OF PROJECT COST AND APPORTIONMENT**

	Fund Code	Previously Authorized	Authorized This Action	Apportionment This Action
<b>State Share</b>				
<b>New Construction/Additional Grant</b>	1027	\$	\$ 2,502,893.00	\$ 2,502,893.00
<b>District Share</b>				
<b>Cash Contribution</b>				
<b>Financial Hardship</b>	1027		2,502,893.00	2,502,893.00
<b>Total</b>		\$	<b>\$ 5,005,786.00</b>	<b>\$ 5,005,786.00</b>

**Funding Source: General Fund Full-Day Kindergarten Facilities Grant Program**

The District shall ensure that it is in compliance with all applicable laws, regulations and certifications it made on the program forms.

Pursuant to Education Code Section 17071.75(b)(1), an adjustment will be made to the District's new construction baseline eligibility for the facilities being funded.

This project is subject to the Grant Agreement submittal pursuant to Regulation Section 1860.17.

The District qualifies for financial hardship pursuant to Regulation Section 1860.14(b)(1). The District has demonstrated it is financially unable to provide all or a part of the matching funds and is levying the developer fees or equal alternative revenue source justified by law. The District's outstanding bonded indebtedness at the date of request (March 26, 2019) is at least 60 percent of its total bonding capacity.

The District has requested an advance release of funds for design. Pursuant to Regulation Section 1860.16(a), \$731,820.00 equal to 40 percent of the grant determined by Regulation Section 1860.9(a), will be released by OPSC upon the receipt of a valid and signed Grant Agreement as specified in Regulation Section 1860.17.

Pursuant to Regulation Section 1860.19(b) any funding not expended on eligible project expenditures prior to completion of the project, as specified in Regulation Section 1860.18, must be returned to the State.

The District is responsible for ensuring that the project is compliant with Prevailing Wage Monitoring and/or Labor Compliance Program requirements at the time construction contracts are executed and/or construction commenced.

**SCHOOL DISTRICT DATA**

<b>Application No:</b> 70/72082-00-001	<b>County:</b> Tulare
<b>School District:</b> Richgrove Elementary	<b>School Name:</b> Richgrove Elementary

**PROJECT DATA**

<b>Type of Project:</b> New Construction	<b>Application Filing Basis:</b> Site Specific
<b>Pupils Assigned:</b> 25	
<b>Classroom(s):</b> 1	<b>Recommended Acres:</b>
<b>Financial Hardship Requested:</b> Yes	<b>Existing Acres:</b>
<b>Preference Points:</b> 70	

**ADJUSTED GRANT DATA**

<b>New Construction</b>	\$ 304,925.00
<b>Automatic Fire Detection/Alarm</b>	375.00
<b>Automatic Sprinkler</b>	5,125.00
<b>Project Assistance</b>	7,460.00
<b>Site Development</b>	106,724.00
<b>Total State Share (50%)</b>	424,609.00
<b>District Share (50%)</b>	424,609.00
<b>Total Project Cost</b>	<u>\$ 849,218.00</u>

**PROJECT FINANCING**

<b>State Share</b>	
<b>This Project</b>	\$ 424,609.00
<b>District Share</b>	
<b>Cash Contribution</b>	17,921.00
<b>Financial Hardship</b>	406,688.00
<b>Total Project Cost</b>	<u>\$ 849,218.00</u>

**HISTORY OF PROJECT COST AND APPORTIONMENT**

	Fund Code	Previously Authorized	Authorized This Action	Apportionment This Action
<b>State Share</b>				
<b>New Construction/Additional Grant</b>	1027	\$	\$ 424,609.00	\$ 424,609.00
<b>District Share</b>				
<b>Cash Contribution</b>			17,921.00	
<b>Financial Hardship</b>	1027		406,688.00	406,688.00
<b>Total</b>		\$	<u>\$ 849,218.00</u>	<u>\$ 831,297.00</u>

**Funding Source: General Fund Full-Day Kindergarten Facilities Grant Program**

The District shall ensure that it is in compliance with all applicable laws, regulations and certifications it made on the program forms.

Pursuant to Education Code Section 17071.75(b)(1), an adjustment will be made to the District's new construction baseline eligibility for the facilities being funded.

This project is subject to the Grant Agreement submittal pursuant to Section 1860.17.

The District qualifies for financial hardship pursuant to Regulation Section 1860.14(b)(3). The District has demonstrated it is financially unable to provide all or a part of the matching funds and is levying the developer fees or equal alternative revenue source justified by law. The District's total bonding capacity (as of March 12, 2019) is \$5 million or less.

The District has requested an advance release of funds for design. Pursuant to Regulation Section 1860.16(a), \$104,049.00, equal to 40 percent of the grant determined by Regulation Section 1860.9(a) (\$121,970 less available district contribution), will be released by OPSC upon the receipt of a valid, signed, Grant Agreement as specified in Regulation Section 1860.17

Pursuant to Regulation Section 1860.19(b) any funding not expended on eligible project expenditures prior to completion of the project, as specified in Regulation Section 1860.18, must be returned to the State.

The District is responsible for ensuring that the project is compliant with Prevailing Wage Monitoring and/or Labor Compliance Program requirements at the time construction contracts are executed and/or construction commenced.

**SCHOOL DISTRICT DATA**

<b>Application No:</b> 70/62513-00-001	<b>County:</b> Fresno
<b>School District:</b> Washington Colony Elementary	<b>School Name:</b> Washington Colony

**PROJECT DATA**

<b>Type of Project:</b> New Construction	<b>Application Filing Basis:</b> Site Specific
<b>Pupils Assigned:</b> 50	
<b>Classroom(s):</b> 2	<b>Recommended Acres:</b> 10.4
<b>Financial Hardship Requested:</b> Yes	<b>Existing Acres:</b> 11.75
<b>Preference Points:</b> 65	

**ADJUSTED GRANT DATA**

<b>New Construction</b>	\$ 609,850.00
<b>Automatic Fire Detection/Alarm</b>	750.00
<b>Automatic Sprinkler</b>	10,250.00
<b>Project Assistance</b>	7,460.00
<b>Total State Share (50%)</b>	628,310.00
<b>District Share (50%)</b>	628,310.00
<b>Total Project Cost</b>	<b>\$ 1,256,620.00</b>

**PROJECT FINANCING**

<b>State Share</b>	
<b>This Project</b>	\$ 628,310.00
<b>District Share</b>	
<b>Cash Contribution</b>	
<b>Financial Hardship</b>	628,310.00
<b>Total Project Cost</b>	<b>\$ 1,256,620.00</b>

**HISTORY OF PROJECT COST AND APPORTIONMENT**

	Fund Code	Previously Authorized	Authorized This Action	Apportionment This Action
<b>State Share</b>				
<b>New Construction/Additional Grant</b>	1027	\$	\$ 628,310.00	\$ 628,310.00
<b>District Share</b>				
<b>Cash Contribution</b>				
<b>Financial Hardship</b>	1027		628,310.00	628,310.00
<b>Total</b>		\$	<b>\$ 1,256,620.00</b>	<b>\$ 1,256,620.00</b>

**Funding Source: General Fund Full-Day Kindergarten Facilities Grant Program**

The District shall ensure that it is in compliance with all applicable laws, regulations and certifications it made on the program forms.

Pursuant to Education Code Section 17071.75(b)(1), an adjustment will be made to the District's new construction baseline eligibility for the facilities being funded.

This project is subject to the Grant Agreement submittal pursuant to Regulation Section 1860.17.

The District qualifies for financial hardship pursuant to Regulation Section 1860.14(b)(3). The District has demonstrated it is financially unable to provide all or a part of the matching funds and is levying the developer fees or equal alternative revenue source justified by law. The District's total bonding capacity (as of December 6, 2018) is \$5 million or less.

Pursuant to Regulation Section 1860.19(b) any funding not expended on eligible project expenditures prior to completion of the project, as specified in Regulation Section 1860.18, must be returned to the State.

The District is responsible for ensuring that the project is compliant with Prevailing Wage Monitoring and/or Labor Compliance Program requirements at the time construction contracts are executed and/or construction commenced.

**SCHOOL DISTRICT DATA**

<b>Application No:</b> 70/69203-00-001	<b>County:</b> Santa Barbara
<b>School District:</b> Guadalupe Union	<b>School Name:</b> Mary Buren

**PROJECT DATA**

<b>Type of Project:</b> New Construction	<b>Application Filing Basis:</b> Site Specific
<b>Pupils Assigned:</b> 125	
<b>Classroom(s):</b> 5	<b>Recommended Acres:</b>
<b>Financial Hardship Requested:</b> Yes	<b>Existing Acres:</b>
<b>Preference Points:</b> 64	

**ADJUSTED GRANT DATA**

New Construction	\$ 1,665,820.50
Total State Share (50%)	1,665,820.50
District Share (50%)	1,665,820.50
<b>Total Project Cost</b>	<b>\$ 3,331,641.00</b>

**PROJECT FINANCING**

<b>State Share</b>	
<b>This Project</b>	\$ 1,665,820.50
<b>District Share</b>	
Cash Contribution	490,653.00
Financial Hardship	1,175,167.50
<b>Total Project Cost</b>	<b>\$ 3,331,641.00</b>

**HISTORY OF PROJECT COST AND APPORTIONMENT**

	Fund Code	Previously Authorized	Authorized This Action	Apportionment This Action
<b>State Share</b>				
New Construction/Additional Grant	1027	\$	\$ 1,665,820.50	\$ 1,665,820.50
<b>District Share</b>				
Cash Contribution			490,653.00	
Financial Hardship	1027		1,175,167.50	1,175,167.50
<b>Total</b>		<b>\$</b>	<b>\$ 3,331,641.00</b>	<b>\$ 2,840,988.00</b>

**Funding Source: General Fund Full-Day Kindergarten Facilities Grant Program**

The District shall ensure that it is in compliance with all applicable laws, regulations and certifications it made on the program forms.

Pursuant to Education Code Section 17071.75(b)(1), an adjustment will be made to the District's new construction baseline eligibility for the facilities being funded.

This project is subject to the Grant Agreement submittal pursuant to Regulation Section 1860.17.

The District qualifies for financial hardship pursuant to Regulation Section 1860.14(b)(1). The District has demonstrated it is financially unable to provide all or a part of the matching funds and is levying the developer fees or equal alternative revenue source justified by law. The District's outstanding bonded indebtedness at the date of request (April 10, 2019) is at least 60 percent of its total bonding capacity.

As of April 22, 2019, the District has elected to accept partial funding for the project in the amount of \$2,840,988.00, pursuant to Regulation Section 1860.15(c)(3)(A). By agreeing to accept partial funding, this approval constitutes the full and final apportionment for the project.

The District has requested an advance release of funds for design. Pursuant to Regulation Section 1860.16(a) \$119,197, equal to 40 percent of the grant determined by Regulation Section 1860.9(a) (\$609,850 less available district contribution), will be released by OPSC upon the receipt of a valid, signed, Grant Agreement as specified in Regulation Section 1860.17

Pursuant to Regulation Section 1860.19(b) any funding not expended on eligible project expenditures prior to completion of the project, as specified in Regulation Section 1860.18, must be returned to the State.

The District is responsible for ensuring that the project is compliant with Prevailing Wage Monitoring and/or Labor Compliance Program requirements at the time construction contracts are executed and/or construction commenced.

REPORT OF THE EXECUTIVE OFFICER  
State Allocation Board Meeting, May 22, 2019

SCHOOL FACILITY PROGRAM  
CAREER TECHNICAL EDUCATION FACILITIES PROGRAM UNFUNDED APPROVALS

PURPOSE OF REPORT

To present unfunded approvals for the fifth funding cycle of the School Facility Program (SFP) Career Technical Education Facilities Program (CTEFP).

DESCRIPTION

In August 2017, the State Allocation Board (Board) approved a maximum of \$125 million for the fifth funding cycle of the CTEFP as a result of the passage of the Kindergarten through Community College Public Education Facilities Bond Act of 2016 (Proposition 51). Proposition 51 provided the CTEFP \$500 million in bond authority. This item requests the Board to approve 70 projects totaling \$122.4 million for placement on the Unfunded List (Lack of AB 55 Loans) for CTEFP grants as shown on Attachment A1.

AUTHORITY

See Attachment B.

BACKGROUND

Under the CTEFP, a local educational agency (LEA) operating a comprehensive high school may construct new or modernize existing facilities for career technical education programs. A Joint Powers Authority (JPA) operating career technical education programs as of May 20, 2006 may modernize existing facilities. The LEA is not required to demonstrate that it has unhouseed pupils or that buildings are older than 25 years to be eligible for the program. The maximum grant for a new construction project is \$3 million. The maximum grant for a modernization project is \$1.5 million.

Projects are funded on a 50/50 state and local share basis. A financial contribution toward the cost of the CTEFP project must be equal to the State's grant. The local contribution toward the project cannot be waived. The applicant may request a loan for all or part of the local contribution if funds are not immediately available, as Financial Hardship is not an option under the CTEFP statute.

In August 2017, the Board approved an option to allocate \$125 million to the fifth funding cycle of the CTEFP. Applications were submitted as follows:

- Grant Applications were due to the California Department of Education (CDE) by October 19, 2018.
- *Applications for Career Technical Education Facility Funding* (Form SAB 50-10) were due to OPSC by close of business February 15, 2019.

Successful applicants, who achieved a minimum career technical education plan score of 105 on the Grant application submitted to CDE, were eligible to submit a Form SAB 50-10 to OPSC. The score is based on relevant career technical education curriculum and facility needs to increase student achievement as required by statute and determined by CDE.

## STAFF ANALYSIS/STATEMENTS

OPSC received 220 applications requesting approximately \$405 million for the fifth CTEFP funding cycle by February 15, 2019. In accordance with School Facility Program Regulations (SFP), the applications are ranked by highest career technical education plan score and locale (to determine locale, OPSC uses the National Center for Education Statistics). The highest scoring application in each of the three designated locales, urban, suburban and rural, is presented for funding and then the pattern repeats until applications or funding is exhausted, whichever comes first. Using this prescribed funding order, Staff is presenting 70 CTEFP projects for placement on the Unfunded List (Lack of AB 55 Loans) as shown in Attachment A1. The applications are within the maximum \$125 million allotted to this funding cycle.

After accounting for the 70 applications that can be fully funded within the \$125 million, there is a remaining balance of approximately \$2.6 million available for the next project in line. Pursuant to SFP Regulation Section 1859.196, "if a project within any funding cycle cannot be fully apportioned because insufficient funding is available, the applicant may either accept the available funding as the full and final apportionment for the project or refuse funding entirely". In the event that funding is refused, the regulation allows for the next project in line to be considered. Staff will work down the list of projects, shown on Attachment A2 to determine which district will accept the available authority and bring a funding item(s) back for approval at a future meeting.

### *Tied Scores*

In some instances, two or more CTEFP applications have the same career technical education plan score. The criteria outlined in SFP Regulation Sections 1859.196 (d)(3)(A-C) were used to determine the final funding order on Attachment A1. The application with the highest points in all weighted areas identified in Education Code Section 17078.72(j) is the first criterion. That number appears next to the plan score. If the weighted scores are also equal, the second criterion applied looks at whether the applicant will receive funding within the same funding cycle for another project or has received funding in the immediate prior funding cycle. If the applicant has already or will receive funding for another project, Yes appears in the designated column. If not, No is entered.

### *Receiving an Apportionment*

All applicants must participate in priority funding to receive an Apportionment and are subject to the requirements for participation in priority funding. Some projects on Attachment A1 are requesting an unfunded approval with a "reservation of funds." This means that the applicant has not yet obtained the required Division of the State Architect plan approval and/or a CDE Plan approval for the project. In these instances, the applicants will have 12 months from the date of Apportionment to submit the required approval(s) pursuant to SFP Regulation Section 1859.193(d). Failure to submit the required approvals within the 12-month period will result in the rescission of the project without further Board action.

### *Summary*

Staff recommends approval of the CTEFP projects on Attachment A1 for placement on the Unfunded List (Lack of AB 55 Loans). The total funding requested is \$122.4 million, which is within the \$125 million approved by the Board for this cycle.

In accordance with SFP Regulations, the remaining, unprocessed applications will be returned to the applicants. Applicants have the option of resubmitting in a future funding cycle.

## RECOMMENDATION

Approve the CTEFP projects in the amount of \$122,362,947 as shown on Attachment A1 for placement on the Unfunded List (Lack of AB 55 Loans).

This Item was approved by the State Allocation Board on May 22, 2019.

CTEFP ATTACHMENT A1  
State Allocation Board Meeting, May 22, 2019

Funding Cycle	Funding Order	Application Number	CTEFP Funding Type	Applicant	Site Name	County	Locale	CDE Score	CDE Weighted Score	Prior Funding Y/N	50-10 Date Received	State Grant	Loan	Total Unfunded Approval
5	1	55/67314-00-010	New Construction	Elk Grove Unified	Elk Grove High	Sacramento	Suburban	139			2/15/2019	\$ 2,364,422	\$ -	\$ 2,364,422
5	2	55/64725-00-008	New Construction	Long Beach Unified	Jordan High	Los Angeles	Urban	138			2/15/2019	\$ 1,362,735	\$ -	\$ 1,362,735
5	3	55/69807-00-003	New Construction	San Lorenzo Valley Unified	San Lorenzo Valley High	Santa Cruz	Rural	135			2/13/2019	\$ 1,495,666	\$ 924,917	\$ 2,420,583
5	4	55/67314-00-007	New Construction	Elk Grove Unified	Florin High	Sacramento	Suburban	138.5			2/15/2019	\$ 2,999,936	\$ -	\$ 2,999,936
5	5	55/64733-00-026	New Construction	Los Angeles Unified	Monroe (James) High	Los Angeles	Urban	134.5			2/13/2019	\$ 2,834,843	\$ -	\$ 2,834,843
5	6	55/75580-00-005	New Construction	Golden Valley Unified	Liberty High	Madera	Rural	133	88		2/14/2019	\$ 3,000,000	\$ -	\$ 3,000,000
5	7	59/67447-00-003	Modernization	San Juan Unified	Casa Roble Fundamental High	Sacramento	Suburban	138	90		2/14/2019	\$ 1,500,000	\$ -	\$ 1,500,000
5	8	55/73650-00-005	New Construction	Irvine Unified	Woodbridge High	Orange	Urban	133.5			2/14/2019	\$ 3,000,000	\$ -	\$ 3,000,000
5	9	55/72769-00-001	New Construction	Wheatland Union High	Wheatland Union High	Yuba	Rural	133	87		2/14/2019	\$ 2,995,859	\$ -	\$ 2,995,859
5	10	55/72454-00-002	New Construction	Fillmore Unified	Fillmore Senior High	Ventura	Suburban	138	89		2/14/2019	\$ 3,000,000	\$ -	\$ 3,000,000
5	11	55/75598-00-001	New Construction	Caruthers Unified	Caruthers High	Fresno	Rural	133	84		2/15/2019	\$ 1,551,155	\$ -	\$ 1,551,155
5	12	55/65243-00-006	New Construction	Madera Unified	Matilda Torres High	Madera	Urban	132.5	84		2/8/2019	\$ 2,206,809	\$ -	\$ 2,206,809
5	13	55/67124-00-001	New Construction	Moreno Valley Unified	Moreno Valley High	Riverside	Suburban	137.5	90	No	2/14/2019	\$ 3,000,000	\$ -	\$ 3,000,000
5	14	59/72546-00-008	Modernization	Oxnard Union High	Oxnard High	Ventura	Rural	132.5			2/15/2019	\$ 757,998	\$ -	\$ 757,998
5	15	55/66266-00-006	New Construction	Napa Valley Unified	Vintage High	Napa	Urban	132	85		2/14/2019	\$ 3,000,000	\$ -	\$ 3,000,000
5	16	55/62117-00-013	New Construction	Clovis Unified	Buchanan High	Fresno	Suburban	137.5	90	Yes	2/14/2019	\$ 890,041	\$ -	\$ 890,041
5	17	55/61424-00-006	New Construction	Chico Unified	Inspire School Of Arts And Sciences	Butte	Urban	132	83		2/14/2019	\$ 748,639	\$ -	\$ 748,639
5	18	59/73809-00-003	Modernization	Firebaugh-Las Deltas Unified	Firebaugh High	Fresno	Rural	130.5			2/14/2019	\$ 1,146,564	\$ 1,146,564	\$ 2,293,128
5	19	55/71993-00-002	New Construction	Lindsay Unified	Lindsay Senior High	Tulare	Suburban	137.5	87		2/8/2019	\$ 3,000,000	\$ -	\$ 3,000,000
5	20	59/61259-00-002	Modernization	Oakland Unified	Fremont High	Alameda	Urban	132	81		2/15/2019	\$ 1,500,000	\$ -	\$ 1,500,000
5	21	59/75234-00-002	Modernization	Golden Plains Unified	Tranquility High	Fresno	Rural	130			2/15/2019	\$ 701,415	\$ -	\$ 701,415
5	22	55/62265-00-003	New Construction	Kings Canyon Joint Unified	Reedley Middle College High	Fresno	Suburban	136.5			2/13/2019	\$ 388,061	\$ -	\$ 388,061
5	23	55/66670-00-003	New Construction	Santa Ana Unified	Valley High	Orange	Urban	131.5	87		2/12/2019	\$ 3,000,000	\$ -	\$ 3,000,000
5	24	55/63685-00-002	New Construction	Muroc Joint Unified	Desert Junior-Senior High	Kern	Rural	129			1/29/2019	\$ 3,000,000	\$ -	\$ 3,000,000
5	25	55/61150-00-001	New Construction	Castro Valley Unified	Castro Valley High	Alameda	Suburban	135.5	90		2/14/2019	\$ 2,889,208	\$ -	\$ 2,889,208
5	26	59/62166-00-005	Modernization	Fresno Unified	Hoover High	Fresno	Urban	131.5	82		2/14/2019	\$ 848,442	\$ -	\$ 848,442
5	27	55/73809-00-002	New Construction	Firebaugh-Las Deltas Unified	Firebaugh High	Fresno	Rural	126			2/14/2019	\$ 1,096,916	\$ 1,096,916	\$ 2,193,832
5	28	55/67207-00-004	New Construction	Perris Union High	Perris High	Riverside	Suburban	135.5	85		2/11/2019	\$ 3,000,000	\$ -	\$ 3,000,000
5	29	55/64725-00-006	New Construction	Long Beach Unified	Renaissance High School For The Arts	Los Angeles	Urban	130.5	89		2/15/2019	\$ 1,985,450	\$ -	\$ 1,985,450
5	30	55/76455-00-001	New Construction	Scott Valley Unified	Etna Union Senior High	Siskiyou	Rural	125.5	86		2/7/2019	\$ 500,000	\$ -	\$ 500,000
5	31	55/76869-00-003	New Construction	Wiseburn Unified	Da Vinci Science	Los Angeles	Suburban	135			12/14/2019	\$ 555,286	\$ -	\$ 555,286
5	32	59/68338-00-015	Modernization	San Diego Unified	Kearny Senior High	San Diego	Urban	130.5	86		2/13/2019	\$ 1,500,000	\$ -	\$ 1,500,000
5	33	55/69807-00-002	New Construction	San Lorenzo Valley Unified	San Lorenzo Valley High	Santa Cruz	Rural	125.5	77		2/13/2019	\$ 1,493,738	\$ 924,917	\$ 2,418,655
5	34	55/62117-00-014	New Construction	Clovis Unified	Clovis East High	Fresno	Suburban	134.5	87		2/14/2019	\$ 1,698,156	\$ -	\$ 1,698,156
5	35	55/64568-00-001	New Construction	Glendale Unified	Clark Magnet High	Los Angeles	Urban	130			2/20/2019	\$ 3,000,000	\$ -	\$ 3,000,000
5	36	55/63529-00-019	New Construction	Kern High	Kern Valley High	Kern	Rural	125			2/15/2019	\$ 428,790	\$ -	\$ 428,790
5	37	55/76869-00-002	New Construction	Wiseburn Unified	Da Vinci Design	Los Angeles	Suburban	134.5	86		12/14/2019	\$ 113,376	\$ -	\$ 113,376
5	38	55/65060-00-006	New Construction	Torrance Unified	South High	Los Angeles	Urban	130			2/11/2019	\$ 3,000,000	\$ -	\$ 3,000,000
5	39	55/65698-00-001	New Construction	Hilmar Unified	Hilmar Senior High	Merced	Rural	124			2/14/2019	\$ 861,580	\$ -	\$ 861,580
5	40	55/64352-00-005	New Construction	Centinela Valley Union High	Leuzinger High	Los Angeles	Suburban	134	90	No	2/14/2019	\$ 2,029,092	\$ -	\$ 2,029,092
5	41	55/64733-00-022	New Construction	Los Angeles Unified	Grant (Ulysses S.) Senior High	Los Angeles	Urban	129.5			2/13/2019	\$ 3,000,000	\$ -	\$ 3,000,000
5	42	55/67314-00-011	New Construction	Elk Grove Unified	Cosumnes Oaks High	Sacramento	Rural	123			2/15/2019	\$ 1,375,807	\$ -	\$ 1,375,807
5	43	55/76869-00-001	New Construction	Wiseburn Unified	Da Vinci Design	Los Angeles	Suburban	134	90	Yes	12/14/2019	\$ 130,269	\$ -	\$ 130,269
5	44	59/68338-00-010	Modernization	San Diego Unified	Mission Bay Senior High	San Diego	Urban	129	85		2/13/2019	\$ 388,562	\$ -	\$ 388,562
5	45	55/66985-00-002	New Construction	Banning Unified	Banning High	Riverside	Rural	118.5			2/15/2019	\$ 3,000,000	\$ -	\$ 3,000,000
5	46	55/67207-00-005	New Construction	Perris Union High	Perris High	Riverside	Suburban	134	85		2/11/2019	\$ 3,000,000	\$ -	\$ 3,000,000
5	47	59/68478-13-002	Modernization	San Francisco Unified	Balboa High	San Francisco	Urban	129	84	No	2/7/2019	\$ 1,433,437	\$ -	\$ 1,433,437
5	48	55/71506-00-001	New Construction	Corning Union High	Corning High	Tehama	Rural	120.5			2/14/2019	\$ 676,660	\$ -	\$ 676,660
5	49	55/67314-00-012	New Construction	Elk Grove Unified	Florin High	Sacramento	Suburban	133	82		2/15/2019	\$ 1,878,148	\$ -	\$ 1,878,148
5	50	59/64733-00-031	Modernization	Los Angeles Unified	Sun Valley High	Los Angeles	Urban	129	84	Yes	2/13/2019	\$ 1,147,372	\$ -	\$ 1,147,372
5	51	55/63685-00-001	New Construction	Muroc Joint Unified	Desert Junior-Senior High	Kern	Rural	117			1/29/2019	\$ 3,000,000	\$ -	\$ 3,000,000
5	52	55/76869-00-004	New Construction	Wiseburn Unified	Da Vinci Communications High	Los Angeles	Suburban	133	83		12/14/2019	\$ 829,096	\$ -	\$ 829,096
5	53	55/63529-00-018	New Construction	Kern High	Mira Monte High	Kern	Urban	129	82		2/15/2019	\$ 1,040,424	\$ -	\$ 1,040,424
5	54	55/65136-00-002	New Construction	William S. Hart Union High	Castaic High	Los Angeles	Rural	116.5			2/14/2019	\$ 1,788,577	\$ -	\$ 1,788,577
5	55	59/64774-00-001	Modernization	Lynwood Unified	Lynwood High	Los Angeles	Suburban	132.5	90		2/14/2019	\$ 248,946	\$ -	\$ 248,946
5	56	59/66977-00-001	Modernization	Altord Unified	La Sierra High	Riverside	Urban	128.5			2/14/2019	\$ 1,499,528	\$ -	\$ 1,499,528
5	57	55/75242-02-002	New Construction	Val Verde Unified	Orange Vista High	Riverside	Rural	116			2/15/2019	\$ 239,941	\$ -	\$ 239,941
5	58	55/67173-00-001	New Construction	Palm Springs Unified	Desert Hot Springs High	Riverside	Suburban	132.5	89	No	2/11/2019	\$ 2,608,891	\$ -	\$ 2,608,891
5	59	55/66266-00-005	New Construction	Napa Valley Unified	Vintage High	Napa	Urban	128	84		2/14/2019	\$ 1,680,213	\$ -	\$ 1,680,213
5	60	55/75580-00-004	New Construction	Golden Valley Unified	Liberty High	Madera	Rural	114			2/14/2019	\$ 234,891	\$ -	\$ 234,891
5	61	59/72694-00-002	Modernization	Washington Unified	River City Senior High	Yolo	Suburban	132.5	89	Yes	2/15/2019	\$ 1,500,000	\$ -	\$ 1,500,000
5	62	55/65243-00-007	New Construction	Madera Unified	Matilda Torres High	Madera	Urban	128	82		2/8/2019	\$ 697,962	\$ -	\$ 697,962
5	63	55/71639-00-002	New Construction	Red Bluff Joint Union High	Red Bluff High	Tehama	Rural	112			2/8/2019	\$ 3,000,000	\$ -	\$ 3,000,000

CTEFP ATTACHMENT A1  
State Allocation Board Meeting, May 22, 2019

Funding Cycle	Funding Order	Application Number	CTEFP Funding Type	Applicant	Site Name	County	Locale	CDE Score	CDE Weighted Score	Prior Funding Y/N	50-10 Date Received	State Grant	Loan	Total Unfunded Approval
5	64	59/66068-00-002	Modernization	South Monterey County High	King City High	Monterey	Suburban	132.5	86		2/8/2019	\$ 1,500,000	\$ -	\$ 1,500,000
5	65	55/64725-00-007	New Construction	Long Beach Unified	Jordan High	Los Angeles	Urban	128	80		2/15/2019	\$ 1,388,977	\$ -	\$ 1,388,977
5	66	55/66944-00-003	New Construction	Tahoe-Truckee Unified	North Tahoe High	Placer	Rural	111.5			2/15/2019	\$ 939,576	\$ -	\$ 939,576
5	67	55/62158-00-001	New Construction	Fowler Unified	Fowler High	Fresno	Suburban	131.5	85		2/15/2019	\$ 805,777	\$ -	\$ 805,777
5	68	55/62166-00-010	New Construction	Fresno Unified	Duncan (Erma) Polytechnical High	Fresno	Urban	127.5	79		2/14/2019	\$ 3,000,000	\$ -	\$ 3,000,000
5	69	55/65417-00-002	New Construction	Novato Unified	San Marin High	Marin	Suburban	131.5	82		2/12/2019	\$ 1,428,480	\$ -	\$ 1,428,480
5	70	59/61424-00-008	Modernization	Chico Unified	Chico Senior High	Butte	Urban	127.5	76		2/14/2019	\$ 363,922	\$ -	\$ 363,922
												<b>TOTAL:</b>		\$ 122,362,947



Funding Cycle	Application Number	CTEFP Funding Type	Applicant	Site	County	Locale	CDE Score	CDE Weighted Score	Prior Funding Y/N	50-10 Date Received	Estimated State Grant	Requested Loan Amount	Total Grant Request
5	59/64444-00-002	Modernization	Culver City Unified	Culver City Senior High	Los Angeles	Suburban	131.5	80	No	2/11/2019	\$ 1,500,000	\$ -	\$ 1,500,000
5	55/66431-00-001	New Construction	Anaheim Union High	Magnolia High	Orange	Urban	127			2/15/2019	\$ 2,992,540	\$ -	\$ 2,992,540
5	55/67314-00-008	New Construction	Elk Grove Unified	Elk Grove High	Sacramento	Suburban	131.5	80	Yes	2/15/2019	\$ 2,371,110	\$ -	\$ 2,371,110
5	59/68809-00-009	Modernization	San Luis Coastal Unified	San Luis Obispo High	San Luis Obispo	Urban	126.5			2/4/2019	\$ 1,500,000	\$ -	\$ 1,500,000
5	55/61721-00-001	New Construction	Liberty Union High	Heritage High	Contra Costa	Suburban	131			1/31/2019	\$ 1,745,384	\$ -	\$ 1,745,384
5	55/76786-00-003	New Construction	Santa Barbara Unified	Dos Pueblos Senior High	Santa Barbara	Suburban	131			2/13/2019	\$ 1,870,955	\$ -	\$ 1,870,955
5	55/67173-00-002	New Construction	Palm Springs Unified	Desert Hot Springs High	Riverside	Suburban	130.5			2/11/2019	\$ 2,607,547	\$ -	\$ 2,607,547
5	55/69310-00-004	New Construction	Santa Maria Joint Union High	Cte Center/Ag Farm	Santa Barbara	Suburban	130.5			2/14/2019	\$ 1,153,479	\$ -	\$ 1,153,479
5	59/66068-00-001	Modernization	South Monterey County High	Greenfield High	Monterey	Suburban	130.5			2/8/2019	\$ 725,760	\$ -	\$ 725,760
5	59/67090-00-004	Modernization	Jurupa Unified	Rubidoux High	Riverside	Suburban	130.5			2/14/2019	\$ 122,769	\$ -	\$ 122,769
5	59/73445-00-002	Modernization	Hacienda La Puente Unified	Los Altos High	Los Angeles	Suburban	130.5			2/14/2019	\$ 1,227,681	\$ -	\$ 1,227,681
5	59/70953-00-002	Modernization	Sonoma Valley Unified	Sonoma Valley High	Sonoma	Suburban	130			2/8/2019	\$ 1,500,000	\$ -	\$ 1,500,000
5	55/75531-00-004	New Construction	Dinuba Unified	Dinuba High	Tulare	Suburban	129.5			2/15/2019	\$ 3,000,000	\$ 3,000,000	\$ 6,000,000
5	59/62265-00-002	Modernization	Kings Canyon Joint Unified	Reedley High	Fresno	Suburban	129			2/13/2019	\$ 429,188	\$ -	\$ 429,188
5	59/68809-00-008	Modernization	San Luis Coastal Unified	Morro Bay High	San Luis Obispo	Suburban	129			2/4/2019	\$ 1,500,000	\$ -	\$ 1,500,000
5	55/61796-02-001	New Construction	West Contra Costa Unified	El Cerrito Senior High	Contra Costa	Suburban	128			2/14/2019	\$ 1,037,417	\$ -	\$ 1,037,417
5	59/67090-00-003	Modernization	Jurupa Unified	Jurupa Valley High	Riverside	Suburban	128			2/14/2019	\$ 1,252,727	\$ -	\$ 1,252,727
5	59/73692-00-001	Modernization	Mammoth Unified	Mammoth High	Mono	Suburban	128			2/12/2019	\$ 1,500,000	\$ -	\$ 1,500,000
5	55/63164-00-001	New Construction	Imperial Unified	Imperial High	Imperial	Suburban	127.5			2/14/2019	\$ 2,099,710	\$ -	\$ 2,099,710
5	59/75085-00-004	Modernization	Rocklin Unified	Whitney High	Placer	Suburban	127.5			2/14/2019	\$ 1,487,029	\$ -	\$ 1,487,029
5	55/61796-01-001	New Construction	West Contra Costa Unified	De Anza Senior High	Contra Costa	Suburban	127			2/14/2019	\$ 462,307	\$ -	\$ 462,307
5	59/76778-00-001	Modernization	Washington Unified	Washington High	Fresno	Suburban	127			2/14/2019	\$ 610,220	\$ 610,220	\$ 1,220,440
5	55/61796-01-002	New Construction	West Contra Costa Unified	De Anza Senior High	Contra Costa	Suburban	126			2/14/2019	\$ 1,223,971	\$ -	\$ 1,223,971
5	55/65094-00-003	New Construction	West Covina Unified	Edgewood High	Los Angeles	Suburban	126			2/14/2019	\$ 3,000,000	\$ -	\$ 3,000,000
5	59/61424-00-010	Modernization	Chico Unified	Pleasant Valley Senior High	Butte	Urban	126			2/14/2019	\$ 1,500,000	\$ -	\$ 1,500,000
5	59/76828-00-001	Modernization	Santa Paula Unified	Santa Paula Union High	Ventura	Suburban	126			2/14/2019	\$ 840,332	\$ -	\$ 840,332
5	55/62166-00-011	New Construction	Fresno Unified	Sunnyside High	Fresno	Urban	125.5			2/14/2019	\$ 3,000,000	\$ -	\$ 3,000,000
5	59/72546-00-007	Modernization	Oxnard Union High	Channel Islands High	Ventura	Urban	125.5			2/15/2019	\$ 939,542	\$ -	\$ 939,542
5	55/61424-00-007	New Construction	Chico Unified	Pleasant Valley Senior High	Butte	Urban	125.3			2/14/2019	\$ 665,040	\$ -	\$ 665,040
5	55/66944-00-004	New Construction	Tahoe-Truckee Unified	Truckee High School	Placer	Suburban	125			2/15/2019	\$ 1,683,700	\$ -	\$ 1,683,700
5	55/68593-00-005	New Construction	Manteca Unified	East Union High	San Joaquin	Suburban	125			2/12/2019	\$ 3,000,000	\$ -	\$ 3,000,000
5	55/75531-00-005	New Construction	Dinuba Unified	Dinuba High	Tulare	Suburban	125			2/15/2019	\$ 3,000,000	\$ 3,000,000	\$ 6,000,000
5	59/64519-00-007	Modernization	El Monte Union High	Mountain View High	Los Angeles	Suburban	125			2/13/2019	\$ 1,402,694	\$ -	\$ 1,402,694
5	59/68759-00-003	Modernization	Lucia Mar Unified	Arroyo Grande High	San Luis Obispo	Urban	125			2/14/2019	\$ 514,681	\$ -	\$ 514,681
5	55/63164-00-002	New Construction	Imperial Unified	Imperial High	Imperial	Suburban	124.5			2/14/2019	\$ 2,820,479	\$ -	\$ 2,820,479
5	55/65094-00-004	New Construction	West Covina Unified	West Covina High	Los Angeles	Suburban	124.5			2/14/2019	\$ 3,000,000	\$ -	\$ 3,000,000
5	59/68338-00-016	Modernization	San Diego Unified	Mission Bay Senior High	San Diego	Urban	124.5			2/13/2019	\$ 1,500,000	\$ -	\$ 1,500,000
5	59/69062-00-001	Modernization	Sequoia Union High	Carlmont High	San Mateo	Suburban	124.5			2/8/2019	\$ 1,453,475	\$ -	\$ 1,453,475
5	59/69310-00-002	Modernization	Santa Maria Joint Union High	Righetti (Ernest) High	Santa Barbara	Suburban	124.5			2/14/2019	\$ 741,661	\$ -	\$ 741,661
5	59/73452-00-006	Modernization	Rowland Unified	John A. Rowland High	Los Angeles	Suburban	124.5			2/14/2019	\$ 503,150	\$ -	\$ 503,150
5	55/64352-00-004	New Construction	Centinel Valley Union High	Hawthorne High	Los Angeles	Suburban	124			2/14/2019	\$ 3,000,000	\$ -	\$ 3,000,000
5	55/70920-00-003	New Construction	Santa Rosa High	Santa Rosa High	Sonoma	Urban	124			2/14/2019	\$ 1,154,970	\$ -	\$ 1,154,970
5	59/66092-00-002	Modernization	Monterey Peninsula Unified	Marina High	Monterey	Suburban	124			2/14/2019	\$ 1,324,942	\$ -	\$ 1,324,942
5	59/68338-00-021	Modernization	San Diego Unified	University City High	San Diego	Urban	124			2/13/2019	\$ 730,930	\$ -	\$ 730,930
5	55/64733-00-024	New Construction	Los Angeles Unified	Sherman Oaks Center For Enriched St	Los Angeles	Urban	123.5			2/13/2019	\$ 1,434,430	\$ -	\$ 1,434,430
5	55/67314-00-006	New Construction	Elk Grove Unified	Pleasant Grove High	Sacramento	Suburban	123.5			2/15/2019	\$ 999,758	\$ -	\$ 999,758
5	55/67330-21-005	New Construction	Folsom-Cordova Unified	Folsom High	Sacramento	Urban	123.5			2/7/2019	\$ 3,000,000	\$ -	\$ 3,000,000
5	59/61697-00-002	Modernization	John Swett Unified	John Swett High	Contra Costa	Suburban	123.5			2/8/2019	\$ 716,429	\$ -	\$ 716,429
5	55/63925-00-003	New Construction	Hanford Joint Union High	Sierra Pacific High	Kings	Urban	123			2/14/2019	\$ 1,294,929	\$ -	\$ 1,294,929
5	55/67215-00-001	New Construction	Riverside Unified	Riverside Stem Academy	Riverside	Urban	123			2/13/2019	\$ 3,000,000	\$ -	\$ 3,000,000
5	55/66944-00-005	New Construction	Tahoe-Truckee Unified	Truckee High School	Placer	Suburban	122.5			2/15/2019	\$ 1,968,341	\$ -	\$ 1,968,341
5	55/67876-00-002	New Construction	San Bernardino City Unified	Pacific High	San Bernardino	Urban	122.5			2/15/2019	\$ 3,000,000	\$ -	\$ 3,000,000
5	55/67876-00-003	New Construction	San Bernardino City Unified	San Gorgonio High	San Bernardino	Urban	122.5			2/15/2019	\$ 3,000,000	\$ -	\$ 3,000,000
5	55/69310-00-003	New Construction	Santa Maria Joint Union High	Cte Center/Ag Farm	Santa Barbara	Suburban	122.5			2/14/2019	\$ 1,082,371	\$ -	\$ 1,082,371
5	55/69328-00-001	New Construction	Santa Ynez Valley Union High	Santa Ynez Valley Union High	Santa Barbara	Suburban	122.5			2/14/2019	\$ 3,000,000	\$ -	\$ 3,000,000
5	59/68338-00-014	Modernization	San Diego Unified	Hoover Senior High	San Diego	Urban	122.5			2/13/2019	\$ 475,457	\$ -	\$ 475,457
5	59/69310-00-003	Modernization	Santa Maria Joint Union High	Santa Maria High	Santa Barbara	Urban	122.5			2/14/2019	\$ 1,387,276	\$ -	\$ 1,387,276
5	59/69310-00-004	Modernization	Santa Maria Joint Union High	Righetti (Ernest) High	Santa Barbara	Suburban	122.5			2/14/2019	\$ 1,500,000	\$ -	\$ 1,500,000
5	59/76869-00-007	Modernization	Wisburn Unified	Da Vinci Science	Los Angeles	Suburban	122.5			2/14/2019	\$ 499,080	\$ -	\$ 499,080
5	55/61614-00-001	New Construction	Pierce Joint Unified	Pierce High	Colusa	Suburban	122			2/14/2019	\$ 1,201,012	\$ -	\$ 1,201,012
5	55/67124-00-002	New Construction	Moreno Valley Unified	Vista Del Lago High	Riverside	Suburban	122			2/14/2019	\$ 3,000,000	\$ -	\$ 3,000,000
5	55/69468-01-003	New Construction	Fremont Union High	Homestead High	Santa Clara	Urban	122			2/13/2019	\$ 2,608,734	\$ -	\$ 2,608,734

CTEFP ATTACHMENT A2  
State Allocation Board Meeting May 22, 2019

Funding Cycle	Application Number	CTEFP Funding Type	Applicant	Site	County	Locale	CDE Score	CDE Weighted Score	Prior Funding Y/N	50-10 Date Received	Estimated State Grant	Requested Loan Amount	Total Grant Request
5	59/66092-00-008	Modernization	Monterey Peninsula Unified	Marina High	Monterey	Suburban	122			2/14/2019	\$ 741,626	\$ -	\$ 741,626
5	59/66670-00-008	Modernization	Santa Ana Unified	Saddleback High	Orange	Urban	122			2/12/2019	\$ 1,500,000	\$ -	\$ 1,500,000
5	59/68338-00-011	Modernization	San Diego Unified	San Diego Science And Technolo	San Diego	Urban	122			2/13/2019	\$ 1,416,060	\$ -	\$ 1,416,060
5	59/68478-17-002	Modernization	San Francisco Unified	John O'Connell High	San Francisco	Urban	122			2/7/2019	\$ 872,909	\$ -	\$ 872,909
5	59/70540-00-002	Modernization	Fairfield-Suisun Unified	Armijo High	Solano	Urban	122			2/12/2019	\$ 1,365,070	\$ -	\$ 1,365,070
5	55/64725-00-005	New Construction	Long Beach Unified	Browning High School	Los Angeles	Urban	121.5			2/2/2019	\$ 1,399,179	\$ -	\$ 1,399,179
5	55/64733-00-025	New Construction	Los Angeles Unified	Sherman Oaks Center For Enriched St	Los Angeles	Urban	121.5			2/13/2019	\$ 1,543,627	\$ -	\$ 1,543,627
5	59/61424-00-009	Modernization	Chico Unified	Pleasant Valley Senior High	Butte	Urban	121.5			2/14/2019	\$ 1,002,117	\$ -	\$ 1,002,117
5	59/62687-00-006	Modernization	Northern Humboldt Union High	Arcata High	Humboldt	Suburban	121.5			2/12/2019	\$ 1,178,675	\$ -	\$ 1,178,675
5	59/75085-00-005	Modernization	Rocklin Unified	Rocklin High	Placer	Suburban	121			2/14/2019	\$ 1,498,834	\$ -	\$ 1,498,834
5	55/65060-00-005	New Construction	Torrance Unified	West High	Los Angeles	Urban	120.5			2/11/2019	\$ 3,000,000	\$ -	\$ 3,000,000
5	55/69583-00-001	New Construction	Morgan Hill Unified	Ann Sobrato High	Santa Clara	Suburban	120.5			2/11/2019	\$ 3,000,000	\$ -	\$ 3,000,000
5	59/68338-00-022	Modernization	San Diego Unified	Clairemont Senior High	San Diego	Urban	120.5			2/13/2019	\$ 1,500,000	\$ -	\$ 1,500,000
5	59/69310-00-001	Modernization	Santa Maria Joint Union High	Santa Maria High	Santa Barbara	Urban	120.5			2/14/2019	\$ 1,293,265	\$ -	\$ 1,293,265
5	55/61259-00-001	New Construction	Oakland Unified	Madison Middle	Alameda	Urban	120			2/15/2019	\$ 2,520,623	\$ -	\$ 2,520,623
5	55/62166-00-008	New Construction	Fresno Unified	Edison High	Fresno	Urban	120			2/14/2019	\$ 1,584,180	\$ -	\$ 1,584,180
5	55/64451-00-003	New Construction	Downey Unified	Warren High	Los Angeles	Suburban	120			2/15/2019	\$ 2,037,565	\$ -	\$ 2,037,565
5	55/73643-00-002	New Construction	Tustin Unified	Arnold O. Beckman High	Orange	Urban	120			2/14/2019	\$ 3,000,000	\$ -	\$ 3,000,000
5	59/62687-00-005	Modernization	Northern Humboldt Union High	Arcata High	Humboldt	Suburban	120			2/12/2019	\$ 85,569	\$ -	\$ 85,569
5	55/65060-00-004	New Construction	Torrance Unified	North High	Los Angeles	Urban	119.5			2/11/2019	\$ 3,000,000	\$ -	\$ 3,000,000
5	55/73437-00-003	New Construction	Compton Unified	Compton High	Los Angeles	Suburban	119.5			2/14/2019	\$ 624,053	\$ -	\$ 624,053
5	55/75572-00-001	New Construction	Waterford Unified	Waterford High	Stanislaus	Suburban	119.5			2/15/2019	\$ 166,562	\$ -	\$ 166,562
5	59/61259-00-003	Modernization	Oakland Unified	Fremont High	Alameda	Urban	119.5			2/15/2019	\$ 1,500,000	\$ -	\$ 1,500,000
5	59/76869-00-010	Modernization	Wiseburn Unified	Da Vinci Communications High	Los Angeles	Suburban	119.5			2/14/2019	\$ 309,485	\$ -	\$ 309,485
5	59/76869-00-012	Modernization	Wiseburn Unified	Da Vinci Communications High	Los Angeles	Suburban	119.5			2/14/2019	\$ 100,760	\$ -	\$ 100,760
5	55/68452-00-001	New Construction	Vista Unified	Rancho Buena Vista High	San Diego	Suburban	119			2/11/2019	\$ 1,374,914	\$ -	\$ 1,374,914
5	55/62166-00-012	New Construction	Fresno Unified	Edison High	Fresno	Urban	118.5			2/14/2019	\$ 1,500,406	\$ -	\$ 1,500,406
5	55/67314-00-009	New Construction	Elk Grove Unified	Pleasant Grove High	Sacramento	Suburban	118.5			2/15/2019	\$ 2,747,095	\$ -	\$ 2,747,095
5	55/68452-00-002	New Construction	Vista Unified	Rancho Buena Vista High	San Diego	Suburban	118.5			2/11/2019	\$ 1,374,914	\$ -	\$ 1,374,914
5	55/72603-00-002	New Construction	Simi Valley Unified	Santa Susana High	Ventura	Suburban	118.5			2/14/2019	\$ 2,992,540	\$ -	\$ 2,992,540
5	55/73924-00-001	New Construction	Los Alamitos Unified	Los Alamitos High	Orange	Suburban	118.5			2/13/2019	\$ 1,445,589	\$ -	\$ 1,445,589
5	59/66670-00-009	Modernization	Santa Ana Unified	Century High	Orange	Urban	118.5			2/12/2019	\$ 1,345,256	\$ -	\$ 1,345,256
5	55/70524-00-002	New Construction	Benicia Unified	Benicia High	Solano	Suburban	118			2/8/2019	\$ 2,783,348	\$ -	\$ 2,783,348
5	59/68338-00-017	Modernization	San Diego Unified	Mira Mesa Senior High	San Diego	Urban	118			2/13/2019	\$ 1,110,877	\$ -	\$ 1,110,877
5	59/73973-00-003	Modernization	Center Joint Unified	Center High	Sacramento	Suburban	118			2/11/2019	\$ 280,817	\$ -	\$ 280,817
5	55/64352-00-006	New Construction	Centinela Valley Union High	Hawthorne High	Los Angeles	Suburban	117			2/14/2019	\$ 1,977,864	\$ -	\$ 1,977,864
5	55/75523-00-005	New Construction	Porterville Unified	Monache High	Tulare	Urban	117			2/14/2019	\$ 2,992,541	\$ -	\$ 2,992,541
5	59/62687-00-004	Modernization	Northern Humboldt Union High	McKinleyville High	Humboldt	Suburban	117			2/12/2019	\$ 204,540	\$ -	\$ 204,540
5	55/69468-01-004	New Construction	Fremont Union High	Homestead High	Santa Clara	Urban	116.5			2/13/2019	\$ 1,158,511	\$ -	\$ 1,158,511
5	55/75101-00-005	New Construction	Pleasanton Unified	Foothill High	Alameda	Urban	116.5			2/15/2019	\$ 3,000,000	\$ -	\$ 3,000,000
5	55/64014-00-001	New Construction	Kelseyville Unified	Kelseyville High	Lake	Suburban	116			2/14/2019	\$ 2,992,540	\$ -	\$ 2,992,540
5	59/70540-00-001	Modernization	Fairfield-Suisun Unified	Armijo High	Solano	Urban	115			2/12/2019	\$ 1,378,933	\$ -	\$ 1,378,933
5	59/73874-00-001	Modernization	Oak Park Unified	Oak Park High	Ventura	Suburban	115			2/13/2019	\$ 818,819	\$ -	\$ 818,819
5	55/64733-00-019	New Construction	Los Angeles Unified	Boyle Heights Stem High	Los Angeles	Urban	114.5			2/13/2019	\$ 2,048,949	\$ -	\$ 2,048,949
5	55/67124-00-003	New Construction	Moreno Valley Unified	Vista Del Lago High	Riverside	Suburban	114.5			2/14/2019	\$ 3,000,000	\$ -	\$ 3,000,000
5	55/73437-00-001	New Construction	Compton Unified	Compton High	Los Angeles	Suburban	114.5			2/14/2019	\$ 3,000,000	\$ -	\$ 3,000,000
5	55/75325-00-002	New Construction	Farmersville Unified	Farmersville High	Tulare	Suburban	114.5			1/31/2019	\$ 856,431	\$ -	\$ 856,431
5	55/64733-00-021	New Construction	Los Angeles Unified	Monroe (James) High	Los Angeles	Urban	114			2/13/2019	\$ 3,000,000	\$ -	\$ 3,000,000
5	55/66670-00-001	New Construction	Santa Ana Unified	Valley High	Orange	Urban	114			2/12/2019	\$ 3,000,000	\$ -	\$ 3,000,000
5	55/64725-00-004	New Construction	Long Beach Unified	Millikan Senior High	Los Angeles	Urban	113.5			2/15/2019	\$ 1,537,435	\$ -	\$ 1,537,435
5	55/64733-00-020	New Construction	Los Angeles Unified	Monroe (James) High	Los Angeles	Urban	113.5			2/13/2019	\$ 3,000,000	\$ -	\$ 3,000,000
5	55/67330-21-004	New Construction	Folsom-Cordova Unified	Folsom High	Sacramento	Urban	113.5			2/7/2019	\$ 3,000,000	\$ -	\$ 3,000,000
5	55/75713-00-002	New Construction	Alhambra Unified	Mark Keppel High	Los Angeles	Suburban	113.5			2/14/2019	\$ 1,578,000	\$ -	\$ 1,578,000
5	55/71068-00-001	New Construction	Denair Unified	Denair High	Stanislaus	Suburban	113			2/8/2019	\$ 1,985,239	\$ -	\$ 1,985,239
5	55/71175-00-004	New Construction	Modesto City High	Modesto High	Stanislaus	Urban	113			2/14/2019	\$ 1,161,267	\$ -	\$ 1,161,267
5	59/67876-00-002	Modernization	San Bernardino City Unified	Indian Springs High	San Bernardino	Urban	113			2/15/2019	\$ 750,000	\$ -	\$ 750,000
5	55/64733-00-027	New Construction	Los Angeles Unified	Cleveland (Grover) High	Los Angeles	Urban	112.5			2/13/2019	\$ 1,472,948	\$ -	\$ 1,472,948
5	55/66944-00-002	New Construction	Tahoe-Truckee Unified	Truckee High School	Placer	Suburban	112.5			2/15/2019	\$ 1,485,634	\$ -	\$ 1,485,634
5	55/65243-00-005	New Construction	Madera Unified	Matilda Torres High	Madera	Urban	112.5			2/8/2019	\$ 1,091,133	\$ -	\$ 1,091,133
5	55/66647-00-001	New Construction	Placentia-Yorba Linda Unified	El Dorado High	Orange	Suburban	111.5			2/15/2019	\$ 2,568,735	\$ -	\$ 2,568,735
5	55/66670-00-002	New Construction	Santa Ana Unified	Seegerstrom High	Orange	Urban	111.5			2/12/2019	\$ 3,000,000	\$ -	\$ 3,000,000
5	55/68585-00-002	New Construction	Lodi Unified	Bear Creek High	San Joaquin	Urban	111.5			2/14/2019	\$ 1,834,513	\$ -	\$ 1,834,513

CTEFP ATTACHMENT A2  
State Allocation Board Meeting May 22, 2019

Funding Cycle	Application Number	CTEFP Funding Type	Applicant	Site	County	Locale	CDE Score	CDE Weighted Score	Prior Funding Y/N	50-10 Date Received	Estimated State Grant	Requested Loan Amount	Total Grant Request
5	55/69401-00-011	New Construction	Campbell Union High	Prospect High	Santa Clara	Suburban	111.5			2/15/2019	\$ 2,455,157	\$ 2,455,157	\$ 4,910,314
5	55/69401-00-012	New Construction	Campbell Union High	Leigh High	Santa Clara	Urban	111.5			2/15/2019	\$ 2,397,889	\$ 2,397,889	\$ 4,795,778
5	59/66621-00-005	Modernization	Orange Unified	El Modena High	Orange	Urban	111.5			2/15/2019	\$ 1,500,000	\$ -	\$ 1,500,000
5	55/69401-00-010	New Construction	Campbell Union High	Westmont High	Santa Clara	Urban	111			2/15/2019	\$ 2,472,522	\$ 2,472,522	\$ 4,945,044
5	59/61622-00-001	Modernization	Williams Unified	Williams High	Colusa	Suburban	111			2/14/2019	\$ 1,496,022	\$ -	\$ 1,496,022
5	59/64733-00-030	Modernization	Los Angeles Unified	Dorsey (Susan Miller) Senior H	Los Angeles	Urban	111			2/13/2019	\$ 795,493	\$ -	\$ 795,493
5	59/68338-00-013	Modernization	San Diego Unified	Serra Senior High	San Diego	Urban	111			2/13/2019	\$ 1,500,000	\$ -	\$ 1,500,000
5	59/68338-00-018	Modernization	San Diego Unified	Lincoln High	San Diego	Urban	111			2/13/2019	\$ 609,833	\$ -	\$ 609,833
5	59/68338-00-012	Modernization	San Diego Unified	Serra Senior High	San Diego	Urban	110.5			2/13/2019	\$ 1,500,000	\$ -	\$ 1,500,000
5	59/75242-03-001	Modernization	Val Verde Unified	Rancho Verde High	Riverside	Suburban	110.5			2/14/2019	\$ 224,132	\$ -	\$ 224,132
5	55/62166-00-007	New Construction	Fresno Unified	Edison High	Fresno	Urban	110			2/14/2019	\$ 3,000,000	\$ -	\$ 3,000,000
5	55/73437-00-002	New Construction	Compton Unified	Compton High	Los Angeles	Suburban	110			2/14/2019	\$ 2,141,231	\$ -	\$ 2,141,231
5	55/64733-00-023	New Construction	Los Angeles Unified	Grant (Ulysses S.) Senior High	Los Angeles	Urban	108.5			2/13/2019	\$ 2,842,391	\$ -	\$ 2,842,391
5	55/69583-00-002	New Construction	Morgan Hill Unified	Ann Sobrato High	Santa Clara	Suburban	108.5			2/11/2019	\$ 3,000,000	\$ -	\$ 3,000,000
5	59/64774-00-002	Modernization	Lynwood Unified	Lynwood High (Aka Lynwood Middle)	Los Angeles	Suburban	108			2/14/2019	\$ 447,994	\$ -	\$ 447,994
5	55/68452-00-003	New Construction	Vista Unified	Vista High	San Diego	Suburban	107			2/11/2019	\$ 3,000,000	\$ -	\$ 3,000,000
5	55/75101-00-006	New Construction	Pleasanton Unified	Foothill High	Alameda	Urban	107			2/15/2019	\$ 3,000,000	\$ -	\$ 3,000,000
5	59/66944-00-001	Modernization	Tahoe-Truckee Unified	Sierra Continuation High	Placer	Suburban	106.5			2/15/2019	\$ 256,250	\$ -	\$ 256,250
5	55/64725-00-003	New Construction	Long Beach Unified	Jordan High	Los Angeles	Urban	106			2/15/2019	\$ 1,492,540	\$ -	\$ 1,492,540
5	55/62166-00-009	New Construction	Fresno Unified	Fresno High	Fresno	Urban	105.5			2/14/2019	\$ 1,887,745	\$ -	\$ 1,887,745
5	55/64733-00-028	New Construction	Los Angeles Unified	Huntington Park Senior High	Los Angeles	Suburban	105			2/13/2019	\$ 2,722,723	\$ -	\$ 2,722,723
5	55/71217-00-002	New Construction	Patterson Joint Unified	Patterson High	Stanislaus	Suburban	105			2/11/2019	\$ 2,992,540	\$ -	\$ 2,992,540
5	59/68338-00-019	Modernization	San Diego Unified	La Jolla Senior High	San Diego	Urban	105			2/13/2019	\$ 442,880	\$ -	\$ 442,880
											\$252,130,496	\$ 13,935,788	\$ 266,066,284

## CTEFP - ATTACHMENT B

### AUTHORITY

EC Section 101122(a)(4) states: "The amount of five hundred million dollars (\$500,000,000) for facilities for career technical education programs pursuant to Article 13 (commencing with Section 17078.70) of Chapter 12.5 of Part 10 of Division 1 of Title 1."

SFP Regulation Section 1859.193(d) states in part:

If an applicant meets the eligibility criteria in Section 1859.192, but does not have the necessary approvals from the [Division of the State Architect] and/or the [California Department of Education] CDE at the time of Apportionment, the Board may apportion funds for the Career Technical Education Facilities Project and reserve them for a period of up to 12 months. The grant amount to be reserved for the project will be the maximum funding as determined above in (a), (b), or (c).

SFP Regulation Section 1859.196(d) states in part:

- (d) For the third and any subsequent cycles, the Board shall apportion funds regardless of Service Region.
- (1) Funds shall be apportioned to the highest ranked project in each locale. In order to continue this funding process, one project from each locale must be apportioned. If there are no applications in a given locale(s), projects will be apportioned in the remaining locale(s).
  - (2) The process will continue until the applications or funds are exhausted, whichever comes first.
  - (3) In the event two or more applications have the same career technical education plan score, the Board shall approve the applications in the following order:
    - (A) The application with the highest total score in all weighted areas of the career technical education plan score identified in Education Code Section 17078.72(j).
    - (B) The applicant without a Career Technical Education Facilities Project in the immediate prior funding cycle or without an Approved Application for Career Technical Education Facilities Project Funding that will receive funding in the current cycle.
    - (C) After the above criteria have been applied, a lottery system may be used to determine the final funding order.
- (e) If an Approved Application for Career Technical Education Facilities Project Funding within any funding cycle cannot be fully apportioned because insufficient funding is available, the applicant may either accept the available funding as the full and final apportionment for the project or refuse funding entirely. If funding is refused, the Board shall consider funding the next project eligible for an apportionment pursuant to this Section.
- (f) For any Approved Application for Career Technical Education Facilities Project Funding not apportioned pursuant to this Section, the application shall be returned to the applicant. An Approved Application for Career Technical Education Facilities Project Funding returned to the applicant may be resubmitted during a subsequent application acceptance period identified in Section 1859.191, provided the application meets the eligibility criteria in Section 1859.192.

Note: Authority cited: Sections 17070.35 and 17078.72(k), Education Code.  
Reference: Section 17078.72, Education Code.

**APPLICANT DATA**

<b>Application No:</b>	55/67314-00-010	<b>Site Name:</b>	Elk Grove High
<b>County:</b>	Sacramento	<b>Industry Sector:</b>	Hospitality, Tourism, and Recreation
<b>Applicant:</b>	Elk Grove Unified	<b>Pathway:</b>	Food Service and Hospitality

**PROJECT DATA**

<b>Type of Project:</b>	New Construction
<b>Reservation of Funds:</b>	Y
<b>Loan Requested:</b>	N
<b>Qualifying SFP Project:</b>	n/a
<b>Number of CTE Classrooms:</b>	1
<b>SFP Classroom Allowance Deduction:</b>	n/a

**GRANT DATA**

<b>Eligible Project Costs (50%)</b>	
<b>Construction:</b>	\$ 1,956,400.00
<b>Equipment:</b>	244,220.00
<b>Site Development:</b>	163,802.00
<b>SFP Deduction:</b>	0.00
<b>Total State Share (50%)</b>	2,364,422.00
<b>District Share (50%)</b>	2,364,422.00
<b>Total Project Costs</b>	<b>\$ 4,728,844.00</b>

**PROJECT FINANCING**

	Fund Code	Proposition	
<b>State Share (50%)</b>			
<b>This Project</b>	<b>951-600</b>	<b>51</b>	<b>\$ 2,364,422.00</b>
<b>District Share (50%)</b>			
<b>Cash Contribution</b>			2,364,422.00
<b>Total Project Cost</b>			<b>\$ 4,728,844.00</b>

**Funding Source: Proposition 51 Bonds/2016-Nov.**

Pursuant to the Board's action on March 11, 2009, this application is presented for unfunded approval and placement on the Unfunded List (Lack of AB 55 Loans). This approval does not constitute a guarantee or commitment of future State funding.

Pursuant to School Facility Program Regulation Section 1859.90.4, the applicant is required to submit a signed Grant Agreement for the project prior to or concurrent with a request for the release of funds.

Pursuant to School Facility Program Regulation Section 1859.199, the State portion of any and all project savings realized from the funding of a Career Technical Education Facilities Program project must be returned to the State.

The Applicant shall ensure that it is in compliance with all applicable laws, regulations and certifications it made on the program forms.

The Applicant is responsible for ensuring that the project is compliant with Prevailing Wage Monitoring and/or Labor Compliance Program requirements at the time construction contracts are executed and/or construction commenced.

The Applicant has requested a Reservation of Funds. Pursuant to School Facility Program Regulation Section 1859.197, the Applicant is required to submit the California Department of Education plan approval and the Division of the State Architect approved plans and specifications to the Office of Public School Construction within 12 months of receiving an Apportionment. If this requirement is not met, the Apportionment will be rescinded without further Board action.

**APPLICANT DATA**

<b>Application No:</b> 55/64725-00-008	<b>Site Name:</b> Jordan High
<b>County:</b> Los Angeles	<b>Industry Sector:</b> Arts, Media, and Entertainment
<b>Applicant:</b> Long Beach Unified	<b>Pathway:</b> Design, Visual, and Media Arts

**PROJECT DATA**

<b>Type of Project:</b>	New Construction
<b>Reservation of Funds:</b>	Y
<b>Loan Requested:</b>	N
<b>Qualifying SFP Project:</b>	57/64725-00-019
<b>Number of CTE Classrooms:</b>	4
<b>SFP Classroom Allowance Deduction:</b>	n/a

**GRANT DATA**

<b>Eligible Project Costs (50%)</b>	
<b>Construction:</b>	\$ 1,362,735.00
<b>Equipment:</b>	-
<b>Site Development:</b>	-
<b>SFP Deduction:</b>	0.00
<b>Total State Share (50%)</b>	1,362,735.00
<b>District Share (50%)</b>	1,362,735.00
<b>Total Project Costs</b>	<b>\$ 2,725,470.00</b>

**PROJECT FINANCING**

<b>Fund Code</b>		
<b>State Share (50%)</b>		
<b>This Project</b>	<b>951-600</b>	\$ 1,362,735.00
<b>District Share (50%)</b>		
<b>Cash Contribution</b>		1,362,735.00
<b>Total Project Cost</b>		<b>\$ 2,725,470.00</b>

**Funding Source: Proposition 51 Bonds/2016-Nov.**

Pursuant to the Board's action on March 11, 2009, this application is presented for unfunded approval and placement on the Unfunded List (Lack of AB 55 Loans). This approval does not constitute a guarantee or commitment of future State funding.

Pursuant to School Facility Program Regulation Section 1859.90.4, the applicant is required to submit a signed Grant Agreement for the project prior to or concurrent with a request for the release of funds.

Pursuant to School Facility Program Regulation Section 1859.199, the State portion of any and all project savings realized from the funding of a Career Technical Education Facilities Program project must be returned to the State.

The Applicant shall ensure that it is in compliance with all applicable laws, regulations and certifications it made on the program forms.

The Applicant is responsible for ensuring that the project is compliant with Prevailing Wage Monitoring and/or Labor Compliance Program requirements at the time construction contracts are executed and/or construction commenced.

The Applicant has requested a Reservation of Funds. Pursuant to School Facility Program Regulation Section 1859.197, the Applicant is required to submit the California Department of Education plan approval and the Division of the State Architect approved plans and specifications to the Office of Public School Construction within 12 months of receiving an Apportionment. If this requirement is not met, the Apportionment will be rescinded without further Board action.

**APPLICANT DATA**

<b>Application No:</b>	55/69807-00-003	<b>Site Name:</b>	San Lorenzo Valley High
<b>County:</b>	Santa Cruz	<b>Industry Sector:</b>	Agriculture and Natural Resources
<b>Applicant:</b>	San Lorenzo Valley Unified	<b>Pathway:</b>	Agriscience

**PROJECT DATA**

<b>Type of Project:</b>	New Construction
<b>Reservation of Funds:</b>	Y
<b>Loan Requested:</b>	Y
<b>Qualifying SFP Project:</b>	n/a
<b>Number of CTE Classrooms:</b>	3
<b>SFP Classroom Allowance Deduction:</b>	n/a

**GRANT DATA**

<b>Eligible Project Costs (50%)</b>	
<b>Construction:</b>	\$ 1,337,405.00
<b>Equipment:</b>	53,148.00
<b>Site Development:</b>	105,113.00
<b>SFP Deduction:</b>	0.00
<b>Total State Share (50%)</b>	1,495,666.00
<b>District Share (50%)</b>	1,495,666.00
<b>Total Project Costs</b>	<b>\$ 2,991,332.00</b>

**PROJECT FINANCING**

	<b>Fund Code</b>	
<b>State Share (50%)</b>		
<b>This Project</b>	<b>951-600</b>	\$ 1,495,666.00
<b>District Share (50%)</b>		
<b>Cash Contribution</b>		570,749.00
<b>State Loan</b>	<b>951-605</b>	924,917.00
<b>Total Project Cost</b>		<b>\$ 2,991,332.00</b>

**Funding Source: Proposition 51 Bonds/2016-Nov.**

Pursuant to the Board's action on March 11, 2009, this application is presented for unfunded approval and placement on the Unfunded List (Lack of AB 55 Loans). This approval does not constitute a guarantee or commitment of future State funding.

Pursuant to School Facility Program Regulation Section 1859.90.4, the applicant is required to submit a signed Grant Agreement for the project prior to or concurrent with a request for the release of funds.

Pursuant to School Facility Program Regulation Section 1859.199, the State portion of any and all project savings realized from the funding of a Career Technical Education Facilities Program project must be returned to the State.

The Applicant shall ensure that it is in compliance with all applicable laws, regulations and certifications it made on the program forms.

The Applicant is responsible for ensuring that the project is compliant with Prevailing Wage Monitoring and/or Labor Compliance Program requirements at the time construction contracts are executed and/or construction commenced.

The Applicant has requested a Reservation of Funds. Pursuant to School Facility Program Regulation Section 1859.197, the Applicant is required to submit the California Department of Education plan approval and the Division of the State Architect approved plans and specifications to the Office of Public School Construction within 12 months of receiving an Apportionment; otherwise, the Apportionment will be rescinded without further Board action.

Pursuant to School Facility Program Regulation Section 1859.194, the Applicant has requested a loan to supplement the Applicant's required matching share. The loan agreement shall include interest set at the same rate as charged by the Pooled Money Investment Board as of the date of Apportionment.

The Applicant is required to submit a complete and executed loan agreement within 30 days of the date that the Office of Public School Construction provides the loan agreement to the Applicant.

**APPLICANT DATA**

<b>Application No:</b>	55/67314-00-007	<b>Site Name:</b>	Florin High
<b>County:</b>	Sacramento	<b>Industry Sector:</b>	Hospitality, Tourism, and Recreation
<b>Applicant:</b>	Elk Grove Unified	<b>Pathway:</b>	Food Service and Hospitality

**PROJECT DATA**

<b>Type of Project:</b>	New Construction
<b>Reservation of Funds:</b>	Y
<b>Loan Requested:</b>	N
<b>Qualifying SFP Project:</b>	n/a
<b>Number of CTE Classrooms:</b>	1
<b>SFP Classroom Allowance Deduction:</b>	n/a

**GRANT DATA**

<b>Eligible Project Costs (50%)</b>	
<b>Construction:</b>	\$ 2,557,580.00
<b>Equipment:</b>	271,253.00
<b>Site Development:</b>	171,103.00
<b>SFP Deduction:</b>	0.00
<b>Total State Share (50%)</b>	2,999,936.00
<b>District Share (50%)</b>	2,999,936.00
<b>Total Project Costs</b>	<b>\$ 5,999,872.00</b>

**PROJECT FINANCING**

<b>Fund Code</b>		
<b>State Share (50%)</b>		
<b>This Project</b>	<b>951-600</b>	<b>\$ 2,999,936.00</b>
<b>District Share (50%)</b>		
<b>Cash Contribution</b>		2,999,936.00
<b>Total Project Cost</b>		<b>\$ 5,999,872.00</b>

**Funding Source: Proposition 51 Bonds/2016-Nov.**

Pursuant to the Board's action on March 11, 2009, this application is presented for unfunded approval and placement on the Unfunded List (Lack of AB 55 Loans). This approval does not constitute a guarantee or commitment of future State funding.

Pursuant to School Facility Program Regulation Section 1859.90.4, the applicant is required to submit a signed Grant Agreement for the project prior to or concurrent with a request for the release of funds.

Pursuant to School Facility Program Regulation Section 1859.199, the State portion of any and all project savings realized from the funding of a Career Technical Education Facilities Program project must be returned to the State.

The Applicant shall ensure that it is in compliance with all applicable laws, regulations and certifications it made on the program forms.

The Applicant is responsible for ensuring that the project is compliant with Prevailing Wage Monitoring and/or Labor Compliance Program requirements at the time construction contracts are executed and/or construction commenced.

The Applicant has requested a Reservation of Funds. Pursuant to School Facility Program Regulation Section 1859.197, the Applicant is required to submit the California Department of Education plan approval and the Division of the State Architect approved plans and specifications to the Office of Public School Construction within 12 months of receiving an Apportionment. If this requirement is not met, the Apportionment will be rescinded without further Board action.



**APPLICANT DATA**

<b>Application No:</b>	55/64733-00-026	<b>Site Name:</b>	Monroe (James) High
<b>County:</b>	Los Angeles	<b>Industry Sector:</b>	Engineering and Architecture
<b>Applicant:</b>	Los Angeles Unified	<b>Pathway:</b>	Engineering Design

**PROJECT DATA**

<b>Type of Project:</b>	New Construction
<b>Reservation of Funds:</b>	N
<b>Loan Requested:</b>	N
<b>Qualifying SFP Project:</b>	58/67433-00-003
<b>Number of CTE Classrooms:</b>	1
<b>SFP Classroom Allowance Deduction:</b>	n/a

**GRANT DATA**

<b>Eligible Project Costs (50%)</b>	
<b>Construction:</b>	\$ 2,318,985.00
<b>Equipment:</b>	515,858.00
<b>Site Development:</b>	-
<b>SFP Deduction:</b>	0.00
<b>Total State Share (50%)</b>	<u>2,834,843.00</u>
<b>District Share (50%)</b>	<u>2,834,843.00</u>
<b>Total Project Costs</b>	<b>\$ 5,669,686.00</b>

**PROJECT FINANCING**

<b>Fund Code</b>		
<b>State Share (50%)</b>		
<b>This Project</b>	<b>951-600</b>	<b>\$ 2,834,843.00</b>
<b>District Share (50%)</b>		
<b>Cash Contribution</b>		2,834,843.00
<b>Total Project Cost</b>		<b>\$ 5,669,686.00</b>

**Funding Source: Proposition 51 Bonds/2016-Nov.**

Pursuant to the Board's action on March 11, 2009, this application is presented for unfunded approval and placement on the Unfunded List (Lack of AB 55 Loans). This approval does not constitute a guarantee or commitment of future State funding.

Pursuant to School Facility Program Regulation Section 1859.90.4, the applicant is required to submit a signed Grant Agreement for the project prior to or concurrent with a request for the release of funds.

Pursuant to School Facility Program Regulation Section 1859.199, the State portion of any and all project savings realized from the funding of a Career Technical Education Facilities Program project must be returned to the State.

The Applicant shall ensure that it is in compliance with all applicable laws, regulations and certifications it made on the program forms.

The Applicant is responsible for ensuring that the project is compliant with Prevailing Wage Monitoring and/or Labor Compliance Program requirements at the time construction contracts are executed and/or construction commenced.

The Applicant has requested a Reservation of Funds. Pursuant to School Facility Program Regulation Section 1859.197, the Applicant is required to submit the California Department of Education plan approval and the Division of the State Architect approved plans and specifications to the Office of Public School Construction within 12 months of receiving an Apportionment. If this requirement is not met, the Apportionment will be rescinded without further Board action.

This funding represents a portion of the grant amounts the District has requested. An appeal has been submitted requesting additional grants.

**APPLICANT DATA**

<b>Application No:</b>	55/75580-00-005	<b>Site Name:</b>	Liberty High
<b>County:</b>	Madera	<b>Industry Sector:</b>	Agriculture and Natural Resources
<b>Applicant:</b>	Golden Valley Unified	<b>Pathway:</b>	Agricultural Mechanics Agriscience

**PROJECT DATA**

<b>Type of Project:</b>	New Construction
<b>Reservation of Funds:</b>	Y
<b>Loan Requested:</b>	N
<b>Qualifying SFP Project:</b>	n/a
<b>Number of CTE Classrooms:</b>	5
<b>SFP Classroom Allowance Deduction:</b>	n/a

**GRANT DATA**

<b>Eligible Project Costs (50%)</b>	
<b>Construction:</b>	\$ 2,711,290.00
<b>Equipment:</b>	-
<b>Site Development:</b>	281,250.00
<b>Project Assistance:</b>	\$7,460.00
<b>SFP Deduction:</b>	0.00
<b>Total State Share (50%):</b>	3,000,000.00
<b>District Share (50%):</b>	3,000,000.00
<b>Total Project Costs</b>	<b>\$ 6,000,000.00</b>

**PROJECT FINANCING**

<b>Fund Code</b>		
<b>State Share (50%)</b>		
<b>This Project</b>	<b>951-600</b>	<b>\$ 3,000,000.00</b>
<b>District Share (50%)</b>		
<b>Cash Contribution</b>		3,000,000.00
<b>Total Project Cost</b>		<b>\$ 6,000,000.00</b>

**Funding Source: Proposition 51 Bonds/2016-Nov.**

Pursuant to the Board's action on March 11, 2009, this application is presented for unfunded approval and placement on the Unfunded List (Lack of AB 55 Loans). This approval does not constitute a guarantee or commitment of future State funding.

Pursuant to School Facility Program Regulation Section 1859.90.4, the applicant is required to submit a signed Grant Agreement for the project prior to or concurrent with a request for the release of funds.

Pursuant to School Facility Program Regulation Section 1859.199, the State portion of any and all project savings realized from the funding of a Career Technical Education Facilities Program project must be returned to the State.

The Applicant shall ensure that it is in compliance with all applicable laws, regulations and certifications it made on the program forms.

The Applicant is responsible for ensuring that the project is compliant with Prevailing Wage Monitoring and/or Labor Compliance Program requirements at the time construction contracts are executed and/or construction commenced.

The Applicant has requested a Reservation of Funds. Pursuant to School Facility Program Regulation Section 1859.197, the Applicant is required to submit the California Department of Education plan approval and the Division of the State Architect approved plans and specifications to the Office of Public School Construction within 12 months of receiving an Apportionment. If this requirement is not met, the Apportionment will be rescinded without further Board action.

**APPLICANT DATA**

<b>Application No:</b> 59/67447-00-003 <b>County:</b> Sacramento <b>Applicant:</b> San Juan Unified	<b>Site Name:</b> Casa Roble Fundamental High <b>Industry Sector:</b> Health Science and Medical Technology <b>Pathway:</b> Patient Care
---	--

**PROJECT DATA**

<b>Type of Project:</b>	Modernization
<b>Reservation of Funds:</b>	Y
<b>Loan Requested:</b>	N
<b>Qualifying SFP Project:</b>	n/a
<b>Number of CTE Classrooms:</b>	2
<b>SFP Classroom Allowance Deduction:</b>	n/a

**GRANT DATA**

<b>Eligible Project Costs (50%)</b>	
<b>Construction:</b>	\$ 1,449,664.00
<b>Equipment:</b>	50,336.00
<b>Site Development:</b>	-
<b>SFP Deduction:</b>	0.00
<b>Total State Share (50%)</b>	1,500,000.00
<b>District Share (50%)</b>	1,500,000.00
<b>Total Project Costs</b>	<b>\$ 3,000,000.00</b>

**PROJECT FINANCING**

	Fund Code	
<b>State Share (50%)</b>		
<b>This Project</b>	<b>951-600</b>	\$ 1,500,000.00
<b>District Share (50%)</b>		
<b>Cash Contribution</b>		1,500,000.00
<b>Total Project Cost</b>		<b>\$ 3,000,000.00</b>

**Funding Source: Proposition 51 Bonds/2016-Nov.**

Pursuant to the Board's action on March 11, 2009, this application is presented for unfunded approval and placement on the Unfunded List (Lack of AB 55 Loans). This approval does not constitute a guarantee or commitment of future State funding.

Pursuant to School Facility Program Regulation Section 1859.90.4, the applicant is required to submit a signed Grant Agreement for the project prior to or concurrent with a request for the release of funds.

Pursuant to School Facility Program Regulation Section 1859.199, the State portion of any and all project savings realized from the funding of a Career Technical Education Facilities Program project must be returned to the State.

The Applicant shall ensure that it is in compliance with all applicable laws, regulations and certifications it made on the program forms.

The Applicant is responsible for ensuring that the project is compliant with Prevailing Wage Monitoring and/or Labor Compliance Program requirements at the time construction contracts are executed and/or construction commenced.

The Applicant has requested a Reservation of Funds. Pursuant to School Facility Program Regulation Section 1859.197, the Applicant is required to submit the California Department of Education plan approval and the Division of the State Architect approved plans and specifications to the Office of Public School Construction within 12 months of receiving an Apportionment. If this requirement is not met, the Apportionment will be rescinded without further Board action.

**APPLICANT DATA**

<b>Application No:</b> 55/73650-00-005 <b>County:</b> Orange <b>Applicant:</b> Irvine Unified	<b>Site Name:</b> Woodbridge High <b>Industry Sector:</b> Arts, Media, and Entertainment <b>Pathway:</b> Production and Managerial Arts
---	---

**PROJECT DATA**

**Type of Project:** New Construction  
**Reservation of Funds:** N  
**Loan Requested:** N  
**Qualifying SFP Project:** 50/73650-00-043  
**Number of CTE Classrooms:** 3  
**SFP Classroom Allowance Deduction:** \$573,120.00

**GRANT DATA**

**Eligible Project Costs (50%)**

<b>Construction:</b>	\$ 3,573,120.00
<b>Equipment:</b>	-
<b>Site Development:</b>	-
<b>SFP Deduction:</b>	(573,120.00)
<b>Total State Share (50%)</b>	<u>3,000,000.00</u>
<b>District Share (50%)</b>	<u>3,000,000.00</u>
<b>Total Project Costs</b>	<b>\$ 6,000,000.00</b>

**PROJECT FINANCING**

	Fund Code		
<b>State Share (50%)</b>			
<b>This Project</b>	<b>951-600</b>	\$	3,000,000.00
<b>District Share (50%)</b>			
<b>Cash Contribution</b>			3,000,000.00
<b>Total Project Cost</b>		<b>\$</b>	<b><u>6,000,000.00</u></b>

**Funding Source: Proposition 51 Bonds/2016-Nov.**

Pursuant to the Board's action on March 11, 2009, this application is presented for unfunded approval and placement on the Unfunded List (Lack of AB 55 Loans). This approval does not constitute a guarantee or commitment of future State funding.

Pursuant to School Facility Program Regulation Section 1859.90.4, the applicant is required to submit a signed Grant Agreement for the project prior to or concurrent with a request for the release of funds.

Pursuant to School Facility Program Regulation Section 1859.199, the State portion of any and all project savings realized from the funding of a Career Technical Education Facilities Program project must be returned to the State.

The Applicant shall ensure that it is in compliance with all applicable laws, regulations and certifications it made on the program forms.

The Applicant is responsible for ensuring that the project is compliant with Prevailing Wage Monitoring and/or Labor Compliance Program requirements at the time construction contracts are executed and/or construction commenced.

Pursuant to SFP Regulation Sections 1859.193 and 1859.193.1, the District has combined this application with a qualifying SFP application. If the SFP project apportionment is rescinded, this apportionment must also be rescinded.

**APPLICANT DATA**

<b>Application No:</b>	55/72769-00-001	<b>Site Name:</b>	Wheatland Union High
<b>County:</b>	Yuba	<b>Industry Sector:</b>	Agriculture and Natural Resources
<b>Applicant:</b>	Wheatland Union High	<b>Pathway:</b>	Agricultural Mechanics Agriscience Ornamental Horticulture

**PROJECT DATA**

<b>Type of Project:</b>	New Construction
<b>Reservation of Funds:</b>	Y
<b>Loan Requested:</b>	N
<b>Qualifying SFP Project:</b>	n/a
<b>Number of CTE Classrooms:</b>	4
<b>SFP Classroom Allowance Deduction:</b>	n/a

**GRANT DATA**

<b>Eligible Project Costs (50%)</b>	
<b>Construction:</b>	\$ 2,382,400.00
<b>Equipment:</b>	273,119.00
<b>Site Development:</b>	340,340.00
<b>SFP Deduction:</b>	0.00
<b>Total State Share (50%)</b>	2,995,859.00
<b>District Share (50%)</b>	2,995,859.00
<b>Total Project Costs</b>	<b>\$ 5,991,718.00</b>

**PROJECT FINANCING**

<b>Fund Code</b>		
<b>State Share (50%)</b>		
<b>This Project</b>	<b>951-600</b>	<b>\$ 2,995,859.00</b>
<b>District Share (50%)</b>		
<b>Cash Contribution</b>		2,995,859.00
<b>Total Project Cost</b>		<b>\$ 5,991,718.00</b>

**Funding Source: Proposition 51 Bonds/2016-Nov.**

Pursuant to the Board's action on March 11, 2009, this application is presented for unfunded approval and placement on the Unfunded List (Lack of AB 55 Loans). This approval does not constitute a guarantee or commitment of future State funding.

Pursuant to School Facility Program Regulation Section 1859.90.4, the applicant is required to submit a signed Grant Agreement for the project prior to or concurrent with a request for the release of funds.

Pursuant to School Facility Program Regulation Section 1859.199, the State portion of any and all project savings realized from the funding of a Career Technical Education Facilities Program project must be returned to the State.

The Applicant shall ensure that it is in compliance with all applicable laws, regulations and certifications it made on the program forms.

The Applicant is responsible for ensuring that the project is compliant with Prevailing Wage Monitoring and/or Labor Compliance Program requirements at the time construction contracts are executed and/or construction commenced.

The Applicant has requested a Reservation of Funds. Pursuant to School Facility Program Regulation Section 1859.197, the Applicant is required to submit the California Department of Education plan approval and the Division of the State Architect approved plans and specifications to the Office of Public School Construction within 12 months of receiving an Apportionment. If this requirement is not met, the Apportionment will be rescinded without further Board action.

**APPLICANT DATA**

<b>Application No:</b>	55/72454-00-002	<b>Site Name:</b>	Fillmore Senior High
<b>County:</b>	Ventura	<b>Industry Sector:</b>	Agriculture and Natural Resources
<b>Applicant:</b>	Fillmore Unified	<b>Pathway:</b>	Agricultural Mechanics Agriscience

**PROJECT DATA**

<b>Type of Project:</b>	New Construction
<b>Reservation of Funds:</b>	Y
<b>Loan Requested:</b>	N
<b>Qualifying SFP Project:</b>	n/a
<b>Number of CTE Classrooms:</b>	5
<b>SFP Classroom Allowance Deduction:</b>	n/a

**GRANT DATA**

<b>Eligible Project Costs (50%)</b>	
<b>Construction:</b>	\$ 2,851,000.00
<b>Equipment:</b>	149,000.00
<b>Site Development:</b>	-
<b>SFP Deduction:</b>	0.00
<b>Total State Share (50%)</b>	3,000,000.00
<b>District Share (50%)</b>	3,000,000.00
<b>Total Project Costs</b>	<b>\$ 6,000,000.00</b>

**PROJECT FINANCING**

<b>Fund Code</b>	
<b>State Share (50%)</b>	
<b>This Project</b>	951-600 \$ 3,000,000.00
<b>District Share (50%)</b>	
<b>Cash Contribution</b>	3,000,000.00
<b>Total Project Cost</b>	<b>\$ 6,000,000.00</b>

**Funding Source: Proposition 51 Bonds/2016-Nov.**

Pursuant to the Board's action on March 11, 2009, this application is presented for unfunded approval and placement on the Unfunded List (Lack of AB 55 Loans). This approval does not constitute a guarantee or commitment of future State funding.

Pursuant to School Facility Program Regulation Section 1859.90.4, the applicant is required to submit a signed Grant Agreement for the project prior to or concurrent with a request for the release of funds.

Pursuant to School Facility Program Regulation Section 1859.199, the State portion of any and all project savings realized from the funding of a Career Technical Education Facilities Program project must be returned to the State.

The Applicant shall ensure that it is in compliance with all applicable laws, regulations and certifications it made on the program forms.

The Applicant is responsible for ensuring that the project is compliant with Prevailing Wage Monitoring and/or Labor Compliance Program requirements at the time construction contracts are executed and/or construction commenced.

The Applicant has requested a Reservation of Funds. Pursuant to School Facility Program Regulation Section 1859.197, the Applicant is required to submit the California Department of Education plan approval and the Division of the State Architect approved plans and specifications to the Office of Public School Construction within 12 months of receiving an Apportionment. If this requirement is not met, the Apportionment will be rescinded without further Board action.

**APPLICANT DATA**

<b>Application No:</b> 55/75598-00-001 <b>County:</b> Fresno <b>Applicant:</b> Caruthers Unified	<b>Site Name:</b> Caruthers High <b>Industry Sector:</b> Health Science and Medical Technology <b>Pathway:</b> Patient Care
--	---

**PROJECT DATA**

<b>Type of Project:</b>	New Construction
<b>Reservation of Funds:</b>	Y
<b>Loan Requested:</b>	N
<b>Qualifying SFP Project:</b>	n/a
<b>Number of CTE Classrooms:</b>	4
<b>SFP Classroom Allowance Deduction:</b>	n/a

**GRANT DATA**

<b>Eligible Project Costs (50%)</b>	
<b>Construction:</b>	\$ 1,543,695.00
<b>Equipment:</b>	-
<b>Site Development:</b>	-
<b>Project Assistance:</b>	\$7,460.00
<b>SFP Deduction:</b>	0.00
<b>Total State Share (50%)</b>	1,551,155.00
<b>District Share (50%)</b>	1,551,155.00
<b>Total Project Costs</b>	<b>\$ 3,102,310.00</b>

**PROJECT FINANCING**

<b>Fund Code</b>	
<b>State Share (50%)</b>	
<b>This Project</b>	\$ 1,551,155.00
<b>District Share (50%)</b>	
<b>Cash Contribution</b>	1,551,155.00
<b>Total Project Cost</b>	<b>\$ 3,102,310.00</b>

**Funding Source: Proposition 51 Bonds/2016-Nov.**

Pursuant to the Board's action on March 11, 2009, this application is presented for unfunded approval and placement on the Unfunded List (Lack of AB 55 Loans). This approval does not constitute a guarantee or commitment of future State funding.

Pursuant to School Facility Program Regulation Section 1859.90.4, the applicant is required to submit a signed Grant Agreement for the project prior to or concurrent with a request for the release of funds.

Pursuant to School Facility Program Regulation Section 1859.199, the State portion of any and all project savings realized from the funding of a Career Technical Education Facilities Program project must be returned to the State.

The Applicant shall ensure that it is in compliance with all applicable laws, regulations and certifications it made on the program forms.

The Applicant is responsible for ensuring that the project is compliant with Prevailing Wage Monitoring and/or Labor Compliance Program requirements at the time construction contracts are executed and/or construction commenced.

The Applicant has requested a Reservation of Funds. Pursuant to School Facility Program Regulation Section 1859.197, the Applicant is required to submit the California Department of Education plan approval and the Division of the State Architect approved plans and specifications to the Office of Public School Construction within 12 months of receiving an Apportionment. If this requirement is not met, the Apportionment will be rescinded without further Board action.

**APPLICANT DATA**

<b>Application No:</b> 55/65243-00-006 <b>County:</b> Madera <b>Applicant:</b> Madera Unified	<b>Site Name:</b> Matilda Torres High <b>Industry Sector:</b> Manufacturing and Product Development <b>Pathway:</b> Product Innovation and Design
---	---

**PROJECT DATA**

<b>Type of Project:</b>	New Construction
<b>Reservation of Funds:</b>	N
<b>Loan Requested:</b>	N
<b>Qualifying SFP Project:</b>	50/65243-00-011
<b>Number of CTE Classrooms:</b>	3
<b>SFP Classroom Allowance Deduction:</b>	\$573,120.00

**GRANT DATA**

<b>Eligible Project Costs (50%)</b>	
<b>Construction:</b>	\$ 2,763,979.00
<b>Equipment:</b>	15,950.00
<b>Site Development:</b>	-
<b>SFP Deduction:</b>	(573,120.00)
<b>Total State Share (50%)</b>	<u>2,206,809.00</u>
<b>District Share (50%)</b>	<u>2,206,809.00</u>
<b>Total Project Costs</b>	<b>\$ 4,413,618.00</b>

**PROJECT FINANCING**

	Fund Code	
<b>State Share (50%)</b>		
<b>This Project</b>	<b>951-600</b>	\$ 2,206,809.00
<b>District Share (50%)</b>		
<b>Cash Contribution</b>		2,206,809.00
<b>Total Project Cost</b>		<b>\$ 4,413,618.00</b>

**Funding Source: Proposition 51 Bonds/2016-Nov.**

Pursuant to the Board's action on March 11, 2009, this application is presented for unfunded approval and placement on the Unfunded List (Lack of AB 55 Loans). This approval does not constitute a guarantee or commitment of future State funding.

Pursuant to School Facility Program Regulation Section 1859.90.4, the applicant is required to submit a signed Grant Agreement for the project prior to or concurrent with a request for the release of funds.

Pursuant to School Facility Program Regulation Section 1859.199, the State portion of any and all project savings realized from the funding of a Career Technical Education Facilities Program project must be returned to the State.

The Applicant shall ensure that it is in compliance with all applicable laws, regulations and certifications it made on the program forms.

The Applicant is responsible for ensuring that the project is compliant with Prevailing Wage Monitoring and/or Labor Compliance Program requirements at the time construction contracts are executed and/or construction commenced.

Pursuant to SFP Regulation Sections 1859.193 and 1859.193.1, the District has combined this application with a qualifying SFP application. If the SFP project apportionment is rescinded, this apportionment must also be rescinded.



**APPLICANT DATA**

<b>Application No:</b>	55/67124-00-001	<b>Site Name:</b>	Moreno Valley High
<b>County:</b>	Riverside	<b>Industry Sector:</b>	Arts, Media, and Entertainment
<b>Applicant:</b>	Moreno Valley Unified	<b>Pathway:</b>	Production and Managerial Arts

**PROJECT DATA**

<b>Type of Project:</b>	New Construction
<b>Reservation of Funds:</b>	Y
<b>Loan Requested:</b>	N
<b>Qualifying SFP Project:</b>	n/a
<b>Number of CTE Classrooms:</b>	5
<b>SFP Classroom Allowance Deduction:</b>	n/a

**GRANT DATA**

<b>Eligible Project Costs (50%)</b>	
<b>Construction:</b>	\$ 1,500,000.00
<b>Equipment:</b>	-
<b>Site Development:</b>	1,500,000.00
<b>SFP Deduction:</b>	0.00
<b>Total State Share (50%)</b>	<u>3,000,000.00</u>
<b>District Share (50%)</b>	<u>3,000,000.00</u>
<b>Total Project Costs</b>	<b>\$ 6,000,000.00</b>

**PROJECT FINANCING**

	Fund Code		
<b>State Share (50%)</b>			
<b>This Project</b>	<b>951-600</b>	<b>\$ 3,000,000.00</b>	
<b>District Share (50%)</b>			
<b>Cash Contribution</b>		3,000,000.00	Ya+A1
<b>Total Project Cost</b>		<b>\$ 6,000,000.00</b>	

**Funding Source: Proposition 51 Bonds/2016-Nov.**

Pursuant to the Board's action on March 11, 2009, this application is presented for unfunded approval and placement on the Unfunded List (Lack of AB 55 Loans). This approval does not constitute a guarantee or commitment of future State funding.

Pursuant to School Facility Program Regulation Section 1859.90.4, the applicant is required to submit a signed Grant Agreement for the project prior to or concurrent with a request for the release of funds.

Pursuant to School Facility Program Regulation Section 1859.199, the State portion of any and all project savings realized from the funding of a Career Technical Education Facilities Program project must be returned to the State.

The Applicant shall ensure that it is in compliance with all applicable laws, regulations and certifications it made on the program forms.

The Applicant is responsible for ensuring that the project is compliant with Prevailing Wage Monitoring and/or Labor Compliance Program requirements at the time construction contracts are executed and/or construction commenced.

The Applicant has requested a Reservation of Funds. Pursuant to School Facility Program Regulation Section 1859.197, the Applicant is required to submit the California Department of Education plan approval and the Division of the State Architect approved plans and specifications to the Office of Public School Construction within 12 months of receiving an Apportionment. If this requirement is not met, the Apportionment will be rescinded without further Board action.

**APPLICANT DATA**

<b>Application No:</b> 59/72546-00-008 <b>County:</b> Ventura <b>Applicant:</b> Oxnard Union High	<b>Site Name:</b> Oxnard High <b>Industry Sector:</b> Manufacturing and Product Development <b>Pathway:</b> Product Innovation and Design
---	---

**PROJECT DATA**

<b>Type of Project:</b>	Modernization
<b>Reservation of Funds:</b>	Y
<b>Loan Requested:</b>	N
<b>Qualifying SFP Project:</b>	n/a
<b>Number of CTE Classrooms:</b>	1
<b>SFP Classroom Allowance Deduction:</b>	n/a

**GRANT DATA**

<b>Eligible Project Costs (50%)</b>	
<b>Construction:</b>	\$ 187,034.00
<b>Equipment:</b>	570,964.00
<b>Site Development:</b>	-
<b>SFP Deduction:</b>	0.00
<b>Total State Share (50%)</b>	757,998.00
<b>District Share (50%)</b>	757,998.00
<b>Total Project Costs</b>	<b>\$ 1,515,996.00</b>

**PROJECT FINANCING**

	<b>Fund Code</b>		
<b>State Share (50%)</b>			
<b>This Project</b>	<b>951-600</b>	\$	757,998.00
<b>District Share (50%)</b>			
<b>Cash Contribution</b>			757,998.00
<b>Total Project Cost</b>		<b>\$</b>	<b>1,515,996.00</b>

**Funding Source: Proposition 51 Bonds/2016-Nov.**

Pursuant to the Board's action on March 11, 2009, this application is presented for unfunded approval and placement on the Unfunded List (Lack of AB 55 Loans). This approval does not constitute a guarantee or commitment of future State funding.

Pursuant to School Facility Program Regulation Section 1859.90.4, the applicant is required to submit a signed Grant Agreement for the project prior to or concurrent with a request for the release of funds.

Pursuant to School Facility Program Regulation Section 1859.199, the State portion of any and all project savings realized from the funding of a Career Technical Education Facilities Program project must be returned to the State.

The Applicant shall ensure that it is in compliance with all applicable laws, regulations and certifications it made on the program forms.

The Applicant is responsible for ensuring that the project is compliant with Prevailing Wage Monitoring and/or Labor Compliance Program requirements at the time construction contracts are executed and/or construction commenced.

The Applicant has requested a Reservation of Funds. Pursuant to School Facility Program Regulation Section 1859.197, the Applicant is required to submit the California Department of Education plan approval and the Division of the State Architect approved plans and specifications to the Office of Public School Construction within 12 months of receiving an Apportionment. If this requirement is not met, the Apportionment will be rescinded without further Board action.

**APPLICANT DATA**

<p><b>Application No:</b> 55/66266-00-006  <b>County:</b> Napa  <b>Applicant:</b> Napa Valley Unified</p>	<p><b>Site Name:</b> Vintage High  <b>Industry Sector:</b> Agriculture and Natural Resources  <b>Pathway:</b> Animal Science</p>
---	--

**PROJECT DATA**

**Type of Project:** New Construction  
**Reservation of Funds:** Y  
**Loan Requested:** N  
**Qualifying SFP Project:** n/a  
**Number of CTE Classrooms:** 1  
**SFP Classroom Allowance Deduction:** n/a

**GRANT DATA**

**Eligible Project Costs (50%)**

<b>Construction:</b>	\$	1,863,324.00
<b>Equipment:</b>		35,543.00
<b>Site Development:</b>		1,101,133.00
<b>SFP Deduction:</b>		0.00
<b>Total State Share (50%)</b>		<u>3,000,000.00</u>
<b>District Share (50%)</b>		<u>3,000,000.00</u>
<b>Total Project Costs</b>	<b>\$</b>	<b><u>6,000,000.00</u></b>

**PROJECT FINANCING**

	Fund Code		
<b>State Share (50%)</b>			
<b>This Project</b>	<b>951-600</b>	\$	3,000,000.00
<b>District Share (50%)</b>			
<b>Cash Contribution</b>			3,000,000.00
<b>Total Project Cost</b>		<b>\$</b>	<b><u>6,000,000.00</u></b>

**Funding Source: Proposition 51 Bonds/2016-Nov.**

Pursuant to the Board's action on March 11, 2009, this application is presented for unfunded approval and placement on the Unfunded List (Lack of AB 55 Loans). This approval does not constitute a guarantee or commitment of future State funding.

Pursuant to School Facility Program Regulation Section 1859.90.4, the applicant is required to submit a signed Grant Agreement for the project prior to or concurrent with a request for the release of funds.

Pursuant to School Facility Program Regulation Section 1859.199, the State portion of any and all project savings realized from the funding of a Career Technical Education Facilities Program project must be returned to the State.

The Applicant shall ensure that it is in compliance with all applicable laws, regulations and certifications it made on the program forms.

The Applicant is responsible for ensuring that the project is compliant with Prevailing Wage Monitoring and/or Labor Compliance Program requirements at the time construction contracts are executed and/or construction commenced.

The Applicant has requested a Reservation of Funds. Pursuant to School Facility Program Regulation Section 1859.197, the Applicant is required to submit the California Department of Education plan approval and the Division of the State Architect approved plans and specifications to the Office of Public School Construction within 12 months of receiving an Apportionment. If this requirement is not met, the Apportionment will be rescinded without further Board action.

**APPLICANT DATA**

<b>Application No:</b> 55/62117-00-013 <b>County:</b> Fresno <b>Applicant:</b> Clovis Unified	<b>Site Name:</b> Buchanan High <b>Industry Sector:</b> Arts, Media, and Entertainment <b>Pathway:</b> Production and Managerial Arts
---	---

**PROJECT DATA**

<b>Type of Project:</b>	New Construction
<b>Reservation of Funds:</b>	Y
<b>Loan Requested:</b>	N
<b>Qualifying SFP Project:</b>	n/a
<b>Number of CTE Classrooms:</b>	3
<b>SFP Classroom Allowance Deduction:</b>	n/a

**GRANT DATA**

<b>Eligible Project Costs (50%)</b>	
<b>Construction:</b>	\$ 812,606.00
<b>Equipment:</b>	38,435.00
<b>Site Development:</b>	39,000.00
<b>SFP Deduction:</b>	0.00
<b>Total State Share (50%)</b>	890,041.00
<b>District Share (50%)</b>	890,041.00
<b>Total Project Costs</b>	<b>\$ 1,780,082.00</b>

**PROJECT FINANCING**

	<b>Fund Code</b>		
<b>State Share (50%)</b>			
<b>This Project</b>	<b>951-600</b>	\$	890,041.00
<b>District Share (50%)</b>			
<b>Cash Contribution</b>			890,041.00
<b>Total Project Cost</b>		<b>\$</b>	<b>1,780,082.00</b>

**Funding Source: Proposition 51 Bonds/2016-Nov.**

Pursuant to the Board's action on March 11, 2009, this application is presented for unfunded approval and placement on the Unfunded List (Lack of AB 55 Loans). This approval does not constitute a guarantee or commitment of future State funding.

Pursuant to School Facility Program Regulation Section 1859.90.4, the applicant is required to submit a signed Grant Agreement for the project prior to or concurrent with a request for the release of funds.

Pursuant to School Facility Program Regulation Section 1859.199, the State portion of any and all project savings realized from the funding of a Career Technical Education Facilities Program project must be returned to the State.

The Applicant shall ensure that it is in compliance with all applicable laws, regulations and certifications it made on the program forms.

The Applicant is responsible for ensuring that the project is compliant with Prevailing Wage Monitoring and/or Labor Compliance Program requirements at the time construction contracts are executed and/or construction commenced.

The Applicant has requested a Reservation of Funds. Pursuant to School Facility Program Regulation Section 1859.197, the Applicant is required to submit the California Department of Education plan approval and the Division of the State Architect approved plans and specifications to the Office of Public School Construction within 12 months of receiving an Apportionment. If this requirement is not met, the Apportionment will be rescinded without further Board action.

**APPLICANT DATA**

<b>Application No:</b>	55/61424-00-006	<b>Site Name:</b>	Inspire School Of Arts And Sciences
<b>County:</b>	Butte	<b>Industry Sector:</b>	Arts, Media, and Entertainment
<b>Applicant:</b>	Chico Unified	<b>Pathway:</b>	Design, Visual, and Media Arts

**PROJECT DATA**

<b>Type of Project:</b>	New Construction
<b>Reservation of Funds:</b>	Y
<b>Loan Requested:</b>	N
<b>Qualifying SFP Project:</b>	n/a
<b>Number of CTE Classrooms:</b>	1
<b>SFP Classroom Allowance Deduction:</b>	n/a

**GRANT DATA**

<b>Eligible Project Costs (50%)</b>	
<b>Construction:</b>	\$ 552,751.00
<b>Equipment:</b>	195,888.00
<b>Site Development:</b>	-
<b>SFP Deduction:</b>	0.00
<b>Total State Share (50%)</b>	748,639.00
<b>District Share (50%)</b>	748,639.00
<b>Total Project Costs</b>	<b>\$ 1,497,278.00</b>

**PROJECT FINANCING**

	<b>Fund Code</b>	
<b>State Share (50%)</b>		
<b>This Project</b>	<b>951-600</b>	\$ 748,639.00
<b>District Share (50%)</b>		
<b>Cash Contribution</b>		748,639.00
<b>Total Project Cost</b>		<b>\$ 1,497,278.00</b>

**Funding Source: Proposition 51 Bonds/2016-Nov.**

Pursuant to the Board's action on March 11, 2009, this application is presented for unfunded approval and placement on the Unfunded List (Lack of AB 55 Loans). This approval does not constitute a guarantee or commitment of future State funding.

Pursuant to School Facility Program Regulation Section 1859.90.4, the applicant is required to submit a signed Grant Agreement for the project prior to or concurrent with a request for the release of funds.

Pursuant to School Facility Program Regulation Section 1859.199, the State portion of any and all project savings realized from the funding of a Career Technical Education Facilities Program project must be returned to the State.

The Applicant shall ensure that it is in compliance with all applicable laws, regulations and certifications it made on the program forms.

The Applicant is responsible for ensuring that the project is compliant with Prevailing Wage Monitoring and/or Labor Compliance Program requirements at the time construction contracts are executed and/or construction commenced.

The Applicant has requested a Reservation of Funds. Pursuant to School Facility Program Regulation Section 1859.197, the Applicant is required to submit the California Department of Education plan approval and the Division of the State Architect approved plans and specifications to the Office of Public School Construction within 12 months of receiving an Apportionment. If this requirement is not met, the Apportionment will be rescinded without further Board action.

**APPLICANT DATA**

<b>Application No:</b> 59/73809-00-003	<b>Site Name:</b> Firebaugh High
<b>County:</b> Fresno	<b>Industry Sector:</b> Building and Construction Trades
<b>Applicant:</b> Firebaugh-Las Deltas Unified	<b>Pathway:</b> Residential and Commercial Construction

**PROJECT DATA**

<b>Type of Project:</b>	Modernization
<b>Reservation of Funds:</b>	Y
<b>Loan Requested:</b>	Y
<b>Qualifying SFP Project:</b>	n/a
<b>Number of CTE Classrooms:</b>	1
<b>SFP Classroom Allowance Deduction:</b>	n/a

**GRANT DATA**

<b>Eligible Project Costs (50%)</b>	
<b>Construction:</b>	\$ 1,054,062.00
<b>Equipment:</b>	88,524.00
<b>Site Development:</b>	-
<b>Project Assistance:</b>	\$3,978.00
<b>SFP Deduction:</b>	0.00
<b>Total State Share (50%)</b>	<u>1,146,564.00</u>
<b>District Share (50%)</b>	<u>1,146,564.00</u>
<b>Total Project Costs</b>	<b>\$ 2,293,128.00</b>

**PROJECT FINANCING**

	Fund Code	
<b>State Share (50%)</b>		
<b>This Project</b>	<b>951-600</b>	\$ 1,146,564.00
<b>District Share (50%)</b>		
<b>Cash Contribution</b>		-
<b>State Loan</b>	<b>951-605</b>	1,146,564.00
<b>Total Project Cost</b>		<b>\$ 2,293,128.00</b>

**Funding Source: Proposition 51 Bonds/2016-Nov.**

Pursuant to the Board's action on March 11, 2009, this application is presented for unfunded approval and placement on the Unfunded List (Lack of AB 55 Loans). This approval does not constitute a guarantee or commitment of future State funding.

Pursuant to School Facility Program Regulation Section 1859.90.4, the applicant is required to submit a signed Grant Agreement for the project prior to or concurrent with a request for the release of funds.

Pursuant to School Facility Program Regulation Section 1859.199, the State portion of any and all project savings realized from the funding of a Career Technical Education Facilities Program project must be returned to the State.

The Applicant shall ensure that it is in compliance with all applicable laws, regulations and certifications it made on the program forms.

Y+A1

The Applicant is responsible for ensuring that the project is compliant with Prevailing Wage Monitoring and/or Labor Compliance Program requirements at the time construction contracts are executed and/or construction commenced.

The Applicant has requested a Reservation of Funds. Pursuant to School Facility Program Regulation Section 1859.197, the Applicant is required to submit the California Department of Education plan approval and the Division of the State Architect approved plans and specifications to the Office of Public School Construction within 12 months of receiving an Apportionment; otherwise, the Apportionment will be rescinded without further Board action.

Pursuant to School Facility Program Regulation Section 1859.194, the Applicant has requested a loan to supplement the Applicant's required matching share. The loan agreement shall include interest set at the same rate as charged by the Pooled Money Investment Board as of the date of Apportionment.

The Applicant is required to submit complete and executed loan and grant agreements within 30 days of the date that the Office of Public School Construction provides these agreements to the Applicant.

Since the Applicant has requested a loan equal to the Applicant's entire matching share, Office of Public School Construction will release ten percent of the CTEFP grant amount to the applicant within 30 calendar days of the Apportionment pursuant to School Facility Program Regulation Section 1859.197. Release of funds is contingent upon the Office of Public School Construction's receipt of the signed and executed loan and grant agreements.

If the Applicant does not meet the requirements of School Facility Program Regulation Section 1859.197 related to a reservation and the requirements for a release of funds, the Applicant is required to return the amount released, plus interest, in accordance with the repayment provisions identified in School Facility Program Regulation Section 1859.106.1.

**APPLICANT DATA**

<b>Application No:</b>	55/71993-00-002	<b>Site Name:</b>	Lindsay Senior High
<b>County:</b>	Tulare	<b>Industry Sector:</b>	Agriculture and Natural Resources
<b>Applicant:</b>	Lindsay Unified	<b>Pathway:</b>	Agriscience Plant and Soil Science

**PROJECT DATA**

<b>Type of Project:</b>	New Construction
<b>Reservation of Funds:</b>	Y
<b>Loan Requested:</b>	N
<b>Qualifying SFP Project:</b>	n/a
<b>Number of CTE Classrooms:</b>	4
<b>SFP Classroom Allowance Deduction:</b>	n/a

**GRANT DATA**

<b>Eligible Project Costs (50%)</b>	
<b>Construction:</b>	\$ 2,195,913.00
<b>Equipment:</b>	226,915.00
<b>Site Development:</b>	577,172.00
<b>SFP Deduction:</b>	0.00
<b>Total State Share (50%)</b>	3,000,000.00
<b>District Share (50%)</b>	3,000,000.00
<b>Total Project Costs</b>	<b>\$ 6,000,000.00</b>

**PROJECT FINANCING**

	<b>Fund Code</b>	
<b>State Share (50%)</b>		
<b>This Project</b>	<b>951-600</b>	\$ 3,000,000.00
<b>District Share (50%)</b>		
<b>Cash Contribution</b>		3,000,000.00
<b>Total Project Cost</b>		<b>\$ 6,000,000.00</b>

**Funding Source: Proposition 51 Bonds/2016-Nov.**

Pursuant to the Board's action on March 11, 2009, this application is presented for unfunded approval and placement on the Unfunded List (Lack of AB 55 Loans). This approval does not constitute a guarantee or commitment of future State funding.

Pursuant to School Facility Program Regulation Section 1859.90.4, the applicant is required to submit a signed Grant Agreement for the project prior to or concurrent with a request for the release of funds.

Pursuant to School Facility Program Regulation Section 1859.199, the State portion of any and all project savings realized from the funding of a Career Technical Education Facilities Program project must be returned to the State.

The Applicant shall ensure that it is in compliance with all applicable laws, regulations and certifications it made on the program forms.

The Applicant is responsible for ensuring that the project is compliant with Prevailing Wage Monitoring and/or Labor Compliance Program requirements at the time construction contracts are executed and/or construction commenced.

The Applicant has requested a Reservation of Funds. Pursuant to School Facility Program Regulation Section 1859.197, the Applicant is required to submit the California Department of Education plan approval and the Division of the State Architect approved plans and specifications to the Office of Public School Construction within 12 months of receiving an Apportionment. If this requirement is not met, the Apportionment will be rescinded without further Board action.

**APPLICANT DATA**

<b>Application No:</b>	59/61259-00-002	<b>Site Name:</b>	Fremont High
<b>County:</b>	Alameda	<b>Industry Sector:</b>	Building and Construction Trades
<b>Applicant:</b>	Oakland Unified	<b>Pathway:</b>	Residential and Commercial Construction

**PROJECT DATA**

<b>Type of Project:</b>	Modernization
<b>Reservation of Funds:</b>	Y
<b>Loan Requested:</b>	N
<b>Qualifying SFP Project:</b>	n/a
<b>Number of CTE Classrooms:</b>	2
<b>SFP Classroom Allowance Deduction:</b>	n/a

**GRANT DATA**

<b>Eligible Project Costs (50%)</b>	
<b>Construction:</b>	\$ 1,472,505.00
<b>Equipment:</b>	27,495.00
<b>Site Development:</b>	-
<b>SFP Deduction:</b>	0.00
<b>Total State Share (50%)</b>	1,500,000.00
<b>District Share (50%)</b>	1,500,000.00
<b>Total Project Costs</b>	<b>\$ 3,000,000.00</b>

**PROJECT FINANCING**

	Fund Code	\$	
<b>State Share (50%)</b>			
<b>This Project</b>	951-600	\$	1,500,000.00
<b>District Share (50%)</b>			
<b>Cash Contribution</b>			1,500,000.00
<b>Total Project Cost</b>		<b>\$</b>	<b>3,000,000.00</b>

**Funding Source: Proposition 51 Bonds/2016-Nov.**

Pursuant to the Board's action on March 11, 2009, this application is presented for unfunded approval and placement on the Unfunded List (Lack of AB 55 Loans). This approval does not constitute a guarantee or commitment of future State funding.

Pursuant to School Facility Program Regulation Section 1859.90.4, the applicant is required to submit a signed Grant Agreement for the project prior to or concurrent with a request for the release of funds.

Pursuant to School Facility Program Regulation Section 1859.199, the State portion of any and all project savings realized from the funding of a Career Technical Education Facilities Program project must be returned to the State.

The Applicant shall ensure that it is in compliance with all applicable laws, regulations and certifications it made on the program forms.

The Applicant is responsible for ensuring that the project is compliant with Prevailing Wage Monitoring and/or Labor Compliance Program requirements at the time construction contracts are executed and/or construction commenced.

The Applicant has requested a Reservation of Funds. Pursuant to School Facility Program Regulation Section 1859.197, the Applicant is required to submit the California Department of Education plan approval and the Division of the State Architect approved plans and specifications to the Office of Public School Construction within 12 months of receiving an Apportionment. If this requirement is not met, the Apportionment will be rescinded without further Board action.



**APPLICANT DATA**

<b>Application No:</b> 59/75234-00-002 <b>County:</b> Fresno <b>Applicant:</b> Golden Plains Unified	<b>Site Name:</b> Tranquillity High <b>Industry Sector:</b> Health Science and Medical Technology <b>Pathway:</b> Patient Care
--	--

**PROJECT DATA**

<b>Type of Project:</b>	Modernization
<b>Reservation of Funds:</b>	Y
<b>Loan Requested:</b>	N
<b>Qualifying SFP Project:</b>	n/a
<b>Number of CTE Classrooms:</b>	2
<b>SFP Classroom Allowance Deduction:</b>	n/a

**GRANT DATA**

<b>Eligible Project Costs (50%)</b>	
<b>Construction:</b>	\$ 639,303.00
<b>Equipment:</b>	58,134.00
<b>Site Development:</b>	-
<b>Project Assistance:</b>	\$3,978.00
<b>SFP Deduction:</b>	0.00
<b>Total State Share (50%)</b>	701,415.00
<b>District Share (50%)</b>	701,415.00
<b>Total Project Costs</b>	<b>\$ 1,402,830.00</b>

**PROJECT FINANCING**

	<b>Fund Code</b>		
<b>State Share (50%)</b>			
<b>This Project</b>	<b>951-600</b>	\$	701,415.00
<b>District Share (50%)</b>			
<b>Cash Contribution</b>			701,415.00
<b>Total Project Cost</b>		<b>\$</b>	<b>1,402,830.00</b>

**Funding Source: Proposition 51 Bonds/2016-Nov.**

Pursuant to the Board's action on March 11, 2009, this application is presented for unfunded approval and placement on the Unfunded List (Lack of AB 55 Loans). This approval does not constitute a guarantee or commitment of future State funding.

Pursuant to School Facility Program Regulation Section 1859.90.4, the applicant is required to submit a signed Grant Agreement for the project prior to or concurrent with a request for the release of funds.

Pursuant to School Facility Program Regulation Section 1859.199, the State portion of any and all project savings realized from the funding of a Career Technical Education Facilities Program project must be returned to the State.

The Applicant shall ensure that it is in compliance with all applicable laws, regulations and certifications it made on the program forms.

The Applicant is responsible for ensuring that the project is compliant with Prevailing Wage Monitoring and/or Labor Compliance Program requirements at the time construction contracts are executed and/or construction commenced.

The Applicant has requested a Reservation of Funds. Pursuant to School Facility Program Regulation Section 1859.197, the Applicant is required to submit the California Department of Education plan approval and the Division of the State Architect approved plans and specifications to the Office of Public School Construction within 12 months of receiving an Apportionment. If this requirement is not met, the Apportionment will be rescinded without further Board action.

**APPLICANT DATA**

<b>Application No:</b>	55/62265-00-003	<b>Site Name:</b>	Reedley Middle College High
<b>County:</b>	Fresno	<b>Industry Sector:</b>	Agriculture and Natural Resources
<b>Applicant:</b>	Kings Canyon Joint Unified	<b>Pathway:</b>	Agricultural Business

**PROJECT DATA**

<b>Type of Project:</b>	New Construction
<b>Reservation of Funds:</b>	Y
<b>Loan Requested:</b>	N
<b>Qualifying SFP Project:</b>	50/62265-00-011
<b>Number of CTE Classrooms:</b>	2
<b>SFP Classroom Allowance Deduction:</b>	\$382,080.00

**GRANT DATA**

<b>Eligible Project Costs (50%)</b>	
<b>Construction:</b>	\$ 770,141.00
<b>Equipment:</b>	-
<b>Site Development:</b>	-
<b>SFP Deduction:</b>	(382,080.00)
<b>Total State Share (50%)</b>	388,061.00
<b>District Share (50%)</b>	388,061.00
<b>Total Project Costs</b>	<b>\$ 776,122.00</b>

**PROJECT FINANCING**

<b>Fund Code</b>		
<b>State Share (50%)</b>		
<b>This Project</b>	<b>951-600</b>	<b>\$ 388,061.00</b>
<b>District Share (50%)</b>		
<b>Cash Contribution</b>		388,061.00
<b>Total Project Cost</b>		<b>\$ 776,122.00</b>

**Funding Source: Proposition 51 Bonds/2016-Nov.**

Pursuant to the Board's action on March 11, 2009, this application is presented for unfunded approval and placement on the Unfunded List (Lack of AB 55 Loans). This approval does not constitute a guarantee or commitment of future State funding.

Pursuant to School Facility Program Regulation Section 1859.90.4, the applicant is required to submit a signed Grant Agreement for the project prior to or concurrent with a request for the release of funds.

Pursuant to School Facility Program Regulation Section 1859.199, the State portion of any and all project savings realized from the funding of a Career Technical Education Facilities Program project must be returned to the State.

The Applicant shall ensure that it is in compliance with all applicable laws, regulations and certifications it made on the program forms.

The Applicant is responsible for ensuring that the project is compliant with Prevailing Wage Monitoring and/or Labor Compliance Program requirements at the time construction contracts are executed and/or construction commenced.

The Applicant has requested a Reservation of Funds. Pursuant to School Facility Program Regulation Section 1859.197, the Applicant is required to submit the California Department of Education plan approval and the Division of the State Architect approved plans and specifications to the Office of Public School Construction within 12 months of receiving an Apportionment. If this requirement is not met, the Apportionment will be rescinded without further Board action.

Pursuant to SFP Regulation Sections 1859.193 and 1859.193.1, the District has combined this application with a qualifying SFP application. If the SFP project apportionment is rescinded, this apportionment must also be rescinded.

**APPLICANT DATA**

<b>Application No:</b> 55/66670-00-003 <b>County:</b> Orange <b>Applicant:</b> Santa Ana Unified	<b>Site Name:</b> Valley High <b>Industry Sector:</b> Hospitality, Tourism, and Recreation <b>Pathway:</b> Food Service and Hospitality
--	---

**PROJECT DATA**

<b>Type of Project:</b>	New Construction
<b>Reservation of Funds:</b>	Y
<b>Loan Requested:</b>	N
<b>Qualifying SFP Project:</b>	n/a
<b>Number of CTE Classrooms:</b>	3
<b>SFP Classroom Allowance Deduction:</b>	n/a

**GRANT DATA**

<b>Eligible Project Costs (50%)</b>	
<b>Construction:</b>	\$ 2,326,983.00
<b>Equipment:</b>	82,014.00
<b>Site Development:</b>	591,003.00
<b>SFP Deduction:</b>	0.00
<b>Total State Share (50%)</b>	3,000,000.00
<b>District Share (50%)</b>	3,000,000.00
<b>Total Project Costs</b>	<b>\$ 6,000,000.00</b>

**PROJECT FINANCING**

<b>Fund Code</b>		
<b>State Share (50%)</b>		
<b>This Project</b>	<b>951-600</b>	\$ 3,000,000.00
<b>District Share (50%)</b>		
<b>Cash Contribution</b>		3,000,000.00
<b>Total Project Cost</b>		<b>\$ 6,000,000.00</b>

**Funding Source: Proposition 51 Bonds/2016-Nov.**

Pursuant to the Board's action on March 11, 2009, this application is presented for unfunded approval and placement on the Unfunded List (Lack of AB 55 Loans). This approval does not constitute a guarantee or commitment of future State funding.

Pursuant to School Facility Program Regulation Section 1859.90.4, the applicant is required to submit a signed Grant Agreement for the project prior to or concurrent with a request for the release of funds.

Pursuant to School Facility Program Regulation Section 1859.199, the State portion of any and all project savings realized from the funding of a Career Technical Education Facilities Program project must be returned to the State.

The Applicant shall ensure that it is in compliance with all applicable laws, regulations and certifications it made on the program forms.

The Applicant is responsible for ensuring that the project is compliant with Prevailing Wage Monitoring and/or Labor Compliance Program requirements at the time construction contracts are executed and/or construction commenced.

The Applicant has requested a Reservation of Funds. Pursuant to School Facility Program Regulation Section 1859.197, the Applicant is required to submit the California Department of Education plan approval and the Division of the State Architect approved plans and specifications to the Office of Public School Construction within 12 months of receiving an Apportionment. If this requirement is not met, the Apportionment will be rescinded without further Board action.

**APPLICANT DATA**

<b>Application No:</b> 55/63685-00-002 <b>County:</b> Kern <b>Applicant:</b> Muroc Joint Unified	<b>Site Name:</b> Desert Junior-Senior High <b>Industry Sector:</b> Transportation <b>Pathway:</b> Operations
--	---

**PROJECT DATA**

<b>Type of Project:</b>	New Construction
<b>Reservation of Funds:</b>	N
<b>Loan Requested:</b>	N
<b>Qualifying SFP Project:</b>	n/a
<b>Number of CTE Classrooms:</b>	3
<b>SFP Classroom Allowance Deduction:</b>	n/a

**GRANT DATA**

<b>Eligible Project Costs (50%)</b>	
<b>Construction:</b>	\$ 2,601,946.00
<b>Equipment:</b>	-
<b>Site Development:</b>	390,594.00
<b>Project Assistance:</b>	\$7,460.00
<b>SFP Deduction:</b>	0.00
<b>Total State Share (50%)</b>	3,000,000.00
<b>District Share (50%)</b>	3,000,000.00
<b>Total Project Costs</b>	<b>\$ 6,000,000.00</b>

**PROJECT FINANCING**

<b>Fund Code</b>	
<b>State Share (50%)</b>	
<b>This Project</b>	951-600 \$ 3,000,000.00
<b>District Share (50%)</b>	
<b>Cash Contribution</b>	3,000,000.00
<b>Total Project Cost</b>	<b>\$ 6,000,000.00</b>

**Funding Source: Proposition 51 Bonds/2016-Nov.**

Pursuant to the Board's action on March 11, 2009, this application is presented for unfunded approval and placement on the Unfunded List (Lack of AB 55 Loans). This approval does not constitute a guarantee or commitment of future State funding.

Pursuant to School Facility Program Regulation Section 1859.90.4, the applicant is required to submit a signed Grant Agreement for the project prior to or concurrent with a request for the release of funds.

Pursuant to School Facility Program Regulation Section 1859.199, the State portion of any and all project savings realized from the funding of a Career Technical Education Facilities Program project must be returned to the State.

The Applicant shall ensure that it is in compliance with all applicable laws, regulations and certifications it made on the program forms.

The Applicant is responsible for ensuring that the project is compliant with Prevailing Wage Monitoring and/or Labor Compliance Program requirements at the time construction contracts are executed and/or construction commenced.

**APPLICANT DATA**

<b>Application No:</b>	55/61150-00-001	<b>Site Name:</b>	Castro Valley High
<b>County:</b>	Alameda	<b>Industry Sector:</b>	Engineering and Architecture
<b>Applicant:</b>	Castro Valley Unified	<b>Pathway:</b>	Engineering Design

**PROJECT DATA**

<b>Type of Project:</b>	New Construction
<b>Reservation of Funds:</b>	Y
<b>Loan Requested:</b>	N
<b>Qualifying SFP Project:</b>	57/61150-00-026
<b>Number of CTE Classrooms:</b>	4
<b>SFP Classroom Allowance Deduction:</b>	n/a

**GRANT DATA**

<b>Eligible Project Costs (50%)</b>	
<b>Construction:</b>	\$ 2,649,245.00
<b>Equipment:</b>	239,963.00
<b>Site Development:</b>	-
<b>SFP Deduction:</b>	0.00
<b>Total State Share (50%)</b>	2,889,208.00
<b>District Share (50%)</b>	2,889,208.00
<b>Total Project Costs</b>	<b>\$ 5,778,416.00</b>

**PROJECT FINANCING**

<b>Fund Code</b>	
<b>State Share (50%)</b>	
<b>This Project</b>	\$ 2,889,208.00
<b>District Share (50%)</b>	
<b>Cash Contribution</b>	2,889,208.00
<b>Total Project Cost</b>	<b>\$ 5,778,416.00</b>

**Funding Source: Proposition 51 Bonds/2016-Nov.**

Pursuant to the Board's action on March 11, 2009, this application is presented for unfunded approval and placement on the Unfunded List (Lack of AB 55 Loans). This approval does not constitute a guarantee or commitment of future State funding.

Pursuant to School Facility Program Regulation Section 1859.90.4, the applicant is required to submit a signed Grant Agreement for the project prior to or concurrent with a request for the release of funds.

Pursuant to School Facility Program Regulation Section 1859.199, the State portion of any and all project savings realized from the funding of a Career Technical Education Facilities Program project must be returned to the State.

The Applicant shall ensure that it is in compliance with all applicable laws, regulations and certifications it made on the program forms.

The Applicant is responsible for ensuring that the project is compliant with Prevailing Wage Monitoring and/or Labor Compliance Program requirements at the time construction contracts are executed and/or construction commenced.

The Applicant has requested a Reservation of Funds. Pursuant to School Facility Program Regulation Section 1859.197, the Applicant is required to submit the California Department of Education plan approval and the Division of the State Architect approved plans and specifications to the Office of Public School Construction within 12 months of receiving an Apportionment. If this requirement is not met, the Apportionment will be rescinded without further Board action.

**APPLICANT DATA**

<b>Application No:</b>	59/62166-00-005	<b>Site Name:</b>	Hoover High
<b>County:</b>	Fresno	<b>Industry Sector:</b>	Building and Construction Trades
<b>Applicant:</b>	Fresno Unified	<b>Pathway:</b>	Residential and Commercial Construction

**PROJECT DATA**

<b>Type of Project:</b>	Modernization
<b>Reservation of Funds:</b>	Y
<b>Loan Requested:</b>	N
<b>Qualifying SFP Project:</b>	n/a
<b>Number of CTE Classrooms:</b>	2
<b>SFP Classroom Allowance Deduction:</b>	n/a

**GRANT DATA**

<b>Eligible Project Costs (50%)</b>	
<b>Construction:</b>	\$ 848,442.00
<b>Equipment:</b>	-
<b>Site Development:</b>	-
<b>SFP Deduction:</b>	0.00
<b>Total State Share (50%)</b>	848,442.00
<b>District Share (50%)</b>	848,442.00
<b>Total Project Costs</b>	<b>\$ 1,696,884.00</b>

**PROJECT FINANCING**

<b>Fund Code</b>	
<b>State Share (50%)</b>	
<b>This Project</b>	951-600 \$ 848,442.00
<b>District Share (50%)</b>	
<b>Cash Contribution</b>	848,442.00
<b>Total Project Cost</b>	<b>\$ 1,696,884.00</b>

**Funding Source: Proposition 51 Bonds/2016-Nov.**

Pursuant to the Board's action on March 11, 2009, this application is presented for unfunded approval and placement on the Unfunded List (Lack of AB 55 Loans). This approval does not constitute a guarantee or commitment of future State funding.

Pursuant to School Facility Program Regulation Section 1859.90.4, the applicant is required to submit a signed Grant Agreement for the project prior to or concurrent with a request for the release of funds.

Pursuant to School Facility Program Regulation Section 1859.199, the State portion of any and all project savings realized from the funding of a Career Technical Education Facilities Program project must be returned to the State.

The Applicant shall ensure that it is in compliance with all applicable laws, regulations and certifications it made on the program forms.

The Applicant is responsible for ensuring that the project is compliant with Prevailing Wage Monitoring and/or Labor Compliance Program requirements at the time construction contracts are executed and/or construction commenced.

The Applicant has requested a Reservation of Funds. Pursuant to School Facility Program Regulation Section 1859.197, the Applicant is required to submit the California Department of Education plan approval and the Division of the State Architect approved plans and specifications to the Office of Public School Construction within 12 months of receiving an Apportionment. If this requirement is not met, the Apportionment will be rescinded without further Board action.

**APPLICANT DATA**

<b>Application No:</b>	55/73809-00-002	<b>Site Name:</b>	Firebaugh High
<b>County:</b>	Fresno	<b>Industry Sector:</b>	Hospitality, Tourism, and Recreation
<b>Applicant:</b>	Firebaugh-Las Deltas Unified	<b>Pathway:</b>	Food Service and Hospitality

**PROJECT DATA**

<b>Type of Project:</b>	New Construction
<b>Reservation of Funds:</b>	Y
<b>Loan Requested:</b>	Y
<b>Qualifying SFP Project:</b>	n/a
<b>Number of CTE Classrooms:</b>	1
<b>SFP Classroom Allowance Deduction:</b>	n/a

**GRANT DATA**

<b>Eligible Project Costs (50%)</b>	
<b>Construction:</b>	\$ 946,974.00
<b>Equipment:</b>	93,357.00
<b>Site Development:</b>	49,125.00
<b>Project Assistance:</b>	\$7,460.00
<b>SFP Deduction:</b>	0.00
<b>Total State Share (50%)</b>	1,096,916.00
<b>District Share (50%)</b>	1,096,916.00
<b>Total Project Costs</b>	<b>\$ 2,193,832.00</b>

**PROJECT FINANCING**

<b>Fund Code</b>		
<b>State Share (50%)</b>		
<b>This Project</b>	<b>951-600</b>	\$ 1,096,916.00
<b>District Share (50%)</b>		
<b>Cash Contribution</b>		
		-
<b>State Loan</b>	<b>951-605</b>	1,096,916.00
<b>Total Project Cost</b>		<b>\$ 2,193,832.00</b>

**Funding Source: Proposition 51 Bonds/2016-Nov.**

Pursuant to the Board's action on March 11, 2009, this application is presented for unfunded approval and placement on the Unfunded List (Lack of AB 55 Loans). This approval does not constitute a guarantee or commitment of future State funding.

Pursuant to School Facility Program Regulation Section 1859.90.4, the applicant is required to submit a signed Grant Agreement for the project prior to or concurrent with a request for the release of funds.

Pursuant to School Facility Program Regulation Section 1859.199, the State portion of any and all project savings realized from the funding of a Career Technical Education Facilities Program project must be returned to the State.

The Applicant shall ensure that it is in compliance with all applicable laws, regulations and certifications it made on the program forms.

The Applicant is responsible for ensuring that the project is compliant with Prevailing Wage Monitoring and/or Labor Compliance Program requirements at the time construction contracts are executed and/or construction commenced.

The Applicant has requested a Reservation of Funds. Pursuant to School Facility Program Regulation Section 1859.197, the Applicant is required to submit the California Department of Education plan approval and the Division of the State Architect approved plans and specifications to the Office of Public School Construction within 12 months of receiving an Apportionment; otherwise, the Apportionment will be rescinded without further Board action.

Pursuant to School Facility Program Regulation Section 1859.194, the Applicant has requested a loan to supplement the Applicant's required matching share. The loan agreement shall include interest set at the same rate as charged by the Pooled Money Investment Board as of the date of Apportionment.

The Applicant is required to submit complete and executed loan and grant agreements within 30 days of the date that the Office of Public School Construction provides these agreements to the Applicant.

Since the Applicant has requested a loan equal to the Applicant's entire matching share, Office of Public School Construction will release ten percent of the CTEFP grant amount to the applicant within 30 calendar days of the Apportionment pursuant to School Facility Program Regulation Section 1859.197. Release of funds is contingent upon the Office of Public School Construction's receipt of the signed and executed loan and grant agreements.

If the Applicant does not meet the requirements of School Facility Program Regulation Section 1859.197 related to a reservation and the requirements for a release of funds, the Applicant is required to return the amount released, plus interest, in accordance with the repayment provisions identified in School Facility Program Regulation Section 1859.106.1.

**APPLICANT DATA**

<b>Application No:</b>	55/67207-00-004	<b>Site Name:</b>	Perris High
<b>County:</b>	Riverside	<b>Industry Sector:</b>	Agriculture and Natural Resources
<b>Applicant:</b>	Perris Union High	<b>Pathway:</b>	Agriscience Animal Science Ornamental Horticulture Plant and Soil Science

**PROJECT DATA**

<b>Type of Project:</b>	New Construction
<b>Reservation of Funds:</b>	N
<b>Loan Requested:</b>	N
<b>Qualifying SFP Project:</b>	n/a
<b>Number of CTE Classrooms:</b>	7
<b>SFP Classroom Allowance Deduction:</b>	n/a

**GRANT DATA**

<b>Eligible Project Costs (50%)</b>	
<b>Construction:</b>	\$ 3,000,000.00
<b>Equipment:</b>	-
<b>Site Development:</b>	-
<b>SFP Deduction:</b>	0.00
<b>Total State Share (50%)</b>	3,000,000.00
<b>District Share (50%)</b>	3,000,000.00
<b>Total Project Costs</b>	<b>\$ 6,000,000.00</b>

**PROJECT FINANCING**

<b>Fund Code</b>		
<b>State Share (50%)</b>		
<b>This Project</b>	<b>951-600</b>	<b>\$ 3,000,000.00</b>
<b>District Share (50%)</b>		
<b>Cash Contribution</b>		3,000,000.00
<b>Total Project Cost</b>		<b>\$ 6,000,000.00</b>

**Funding Source: Proposition 51 Bonds/2016-Nov.**

Pursuant to the Board's action on March 11, 2009, this application is presented for unfunded approval and placement on the Unfunded List (Lack of AB 55 Loans). This approval does not constitute a guarantee or commitment of future State funding.

Pursuant to School Facility Program Regulation Section 1859.90.4, the applicant is required to submit a signed Grant Agreement for the project prior to or concurrent with a request for the release of funds.

Pursuant to School Facility Program Regulation Section 1859.199, the State portion of any and all project savings realized from the funding of a Career Technical Education Facilities Program project must be returned to the State.

The Applicant shall ensure that it is in compliance with all applicable laws, regulations and certifications it made on the program forms.

The Applicant is responsible for ensuring that the project is compliant with Prevailing Wage Monitoring and/or Labor Compliance Program requirements at the time construction contracts are executed and/or construction commenced.



**APPLICANT DATA**

<b>Application No:</b>	55/64725-00-006	<b>Site Name:</b>	Renaissance High School For The Arts
<b>County:</b>	Los Angeles	<b>Industry Sector:</b>	Arts, Media, and Entertainment
<b>Applicant:</b>	Long Beach Unified	<b>Pathway:</b>	Performing Arts

**PROJECT DATA**

<b>Type of Project:</b>	New Construction
<b>Reservation of Funds:</b>	Y
<b>Loan Requested:</b>	N
<b>Qualifying SFP Project:</b>	57/64725-00-021
<b>Number of CTE Classrooms:</b>	1
<b>SFP Classroom Allowance Deduction:</b>	n/a

**GRANT DATA**

<b>Eligible Project Costs (50%)</b>	
<b>Construction:</b>	\$ 1,985,450.00
<b>Equipment:</b>	-
<b>Site Development:</b>	-
<b>SFP Deduction:</b>	0.00
<b>Total State Share (50%)</b>	1,985,450.00
<b>District Share (50%)</b>	1,985,450.00
<b>Total Project Costs</b>	<b>\$ 3,970,900.00</b>

**PROJECT FINANCING**

<b>Fund Code</b>	
<b>State Share (50%)</b>	
<b>This Project</b>	951-600 \$ 1,985,450.00
<b>District Share (50%)</b>	
<b>Cash Contribution</b>	1,985,450.00
<b>Total Project Cost</b>	<b>\$ 3,970,900.00</b>

**Funding Source: Proposition 51 Bonds/2016-Nov.**

Pursuant to the Board's action on March 11, 2009, this application is presented for unfunded approval and placement on the Unfunded List (Lack of AB 55 Loans). This approval does not constitute a guarantee or commitment of future State funding.

Pursuant to School Facility Program Regulation Section 1859.90.4, the applicant is required to submit a signed Grant Agreement for the project prior to or concurrent with a request for the release of funds.

Pursuant to School Facility Program Regulation Section 1859.199, the State portion of any and all project savings realized from the funding of a Career Technical Education Facilities Program project must be returned to the State.

The Applicant shall ensure that it is in compliance with all applicable laws, regulations and certifications it made on the program forms.

The Applicant is responsible for ensuring that the project is compliant with Prevailing Wage Monitoring and/or Labor Compliance Program requirements at the time construction contracts are executed and/or construction commenced.

The Applicant has requested a Reservation of Funds. Pursuant to School Facility Program Regulation Section 1859.197, the Applicant is required to submit the California Department of Education plan approval and the Division of the State Architect approved plans and specifications to the Office of Public School Construction within 12 months of receiving an Apportionment. If this requirement is not met, the Apportionment will be rescinded without further Board action.

**APPLICANT DATA**

<b>Application No:</b>	55/76455-00-001	<b>Site Name:</b>	Etna Union Senior High
<b>County:</b>	Siskiyou	<b>Industry Sector:</b>	Agriculture and Natural Resources
<b>Applicant:</b>	Scott Valley Unified	<b>Pathway:</b>	Agricultural Mechanics

**PROJECT DATA**

<b>Type of Project:</b>	New Construction
<b>Reservation of Funds:</b>	Y
<b>Loan Requested:</b>	N
<b>Qualifying SFP Project:</b>	n/a
<b>Number of CTE Classrooms:</b>	3
<b>SFP Classroom Allowance Deduction:</b>	n/a

**GRANT DATA**

<b>Eligible Project Costs (50%)</b>	
<b>Construction:</b>	\$ 475,000.00
<b>Equipment:</b>	-
<b>Site Development:</b>	25,000.00
<b>SFP Deduction:</b>	0.00
<b>Total State Share (50%)</b>	500,000.00
<b>District Share (50%)</b>	500,000.00
<b>Total Project Costs</b>	<b>\$ 1,000,000.00</b>

**PROJECT FINANCING**

<b>Fund Code</b>		
<b>State Share (50%)</b>		
<b>This Project</b>	<b>951-600</b>	<b>\$ 500,000.00</b>
<b>District Share (50%)</b>		
<b>Cash Contribution</b>		500,000.00
<b>Total Project Cost</b>		<b>\$ 1,000,000.00</b>

**Funding Source: Proposition 51 Bonds/2016-Nov.**

Pursuant to the Board's action on March 11, 2009, this application is presented for unfunded approval and placement on the Unfunded List (Lack of AB 55 Loans). This approval does not constitute a guarantee or commitment of future State funding.

Pursuant to School Facility Program Regulation Section 1859.90.4, the applicant is required to submit a signed Grant Agreement for the project prior to or concurrent with a request for the release of funds.

Pursuant to School Facility Program Regulation Section 1859.199, the State portion of any and all project savings realized from the funding of a Career Technical Education Facilities Program project must be returned to the State.

The Applicant shall ensure that it is in compliance with all applicable laws, regulations and certifications it made on the program forms.

The Applicant is responsible for ensuring that the project is compliant with Prevailing Wage Monitoring and/or Labor Compliance Program requirements at the time construction contracts are executed and/or construction commenced.

The Applicant has requested a Reservation of Funds. Pursuant to School Facility Program Regulation Section 1859.197, the Applicant is required to submit the California Department of Education plan approval and the Division of the State Architect approved plans and specifications to the Office of Public School Construction within 12 months of receiving an Apportionment. If this requirement is not met, the Apportionment will be rescinded without further Board action.

**APPLICANT DATA**

<b>Application No:</b> 55/76869-00-003 <b>County:</b> Los Angeles <b>Applicant:</b> Wiseburn Unified	<b>Site Name:</b> Da Vinci Science <b>Industry Sector:</b> Engineering and Architecture <b>Pathway:</b> Engineering Design
--	--

**PROJECT DATA**

<b>Type of Project:</b>	New Construction
<b>Reservation of Funds:</b>	Y
<b>Loan Requested:</b>	N
<b>Qualifying SFP Project:</b>	n/a
<b>Number of CTE Classrooms:</b>	2
<b>SFP Classroom Allowance Deduction:</b>	n/a

**GRANT DATA**

<b>Eligible Project Costs (50%)</b>	
<b>Construction:</b>	\$ 271,656.00
<b>Equipment:</b>	283,630.00
<b>Site Development:</b>	-
<b>SFP Deduction:</b>	0.00
<b>Total State Share (50%)</b>	555,286.00
<b>District Share (50%)</b>	555,286.00
<b>Total Project Costs</b>	<b>\$ 1,110,572.00</b>

**PROJECT FINANCING**

	<b>Fund Code</b>		
<b>State Share (50%)</b>			
<b>This Project</b>	<b>951-600</b>	\$	555,286.00
<b>District Share (50%)</b>			
<b>Cash Contribution</b>			555,286.00
<b>Total Project Cost</b>		<b>\$</b>	<b>1,110,572.00</b>

**Funding Source: Proposition 51 Bonds/2016-Nov.**

Pursuant to the Board's action on March 11, 2009, this application is presented for unfunded approval and placement on the Unfunded List (Lack of AB 55 Loans). This approval does not constitute a guarantee or commitment of future State funding.

Pursuant to School Facility Program Regulation Section 1859.90.4, the applicant is required to submit a signed Grant Agreement for the project prior to or concurrent with a request for the release of funds.

Pursuant to School Facility Program Regulation Section 1859.199, the State portion of any and all project savings realized from the funding of a Career Technical Education Facilities Program project must be returned to the State.

The Applicant shall ensure that it is in compliance with all applicable laws, regulations and certifications it made on the program forms.

The Applicant is responsible for ensuring that the project is compliant with Prevailing Wage Monitoring and/or Labor Compliance Program requirements at the time construction contracts are executed and/or construction commenced.

The Applicant has requested a Reservation of Funds. Pursuant to School Facility Program Regulation Section 1859.197, the Applicant is required to submit the California Department of Education plan approval and the Division of the State Architect approved plans and specifications to the Office of Public School Construction within 12 months of receiving an Apportionment. If this requirement is not met, the Apportionment will be rescinded without further Board action.

**APPLICANT DATA**

<b>Application No:</b> 59/68338-00-015 <b>County:</b> San Diego <b>Applicant:</b> San Diego Unified	<b>Site Name:</b> Kearny Senior High <b>Industry Sector:</b> Arts, Media, and Entertainment <b>Pathway:</b> Design, Visual, and Media Arts
---	--

**PROJECT DATA**

<b>Type of Project:</b>	Modernization
<b>Reservation of Funds:</b>	Y
<b>Loan Requested:</b>	N
<b>Qualifying SFP Project:</b>	n/a
<b>Number of CTE Classrooms:</b>	1
<b>SFP Classroom Allowance Deduction:</b>	n/a

**GRANT DATA**

<b>Eligible Project Costs (50%)</b>	
<b>Construction:</b>	\$ 1,214,636.00
<b>Equipment:</b>	285,364.00
<b>Site Development:</b>	-
<b>SFP Deduction:</b>	0.00
<b>Total State Share (50%)</b>	1,500,000.00
<b>District Share (50%)</b>	1,500,000.00
<b>Total Project Costs</b>	<b>\$ 3,000,000.00</b>

**PROJECT FINANCING**

	Fund Code		
<b>State Share (50%)</b>			
<b>This Project</b>	<b>951-600</b>	<b>\$</b>	<b>1,500,000.00</b>
<b>District Share (50%)</b>			
<b>Cash Contribution</b>			1,500,000.00
<b>Total Project Cost</b>		<b>\$</b>	<b>3,000,000.00</b>

**Funding Source: Proposition 51 Bonds/2016-Nov.**

Pursuant to the Board's action on March 11, 2009, this application is presented for unfunded approval and placement on the Unfunded List (Lack of AB 55 Loans). This approval does not constitute a guarantee or commitment of future State funding.

Pursuant to School Facility Program Regulation Section 1859.90.4, the applicant is required to submit a signed Grant Agreement for the project prior to or concurrent with a request for the release of funds.

Pursuant to School Facility Program Regulation Section 1859.199, the State portion of any and all project savings realized from the funding of a Career Technical Education Facilities Program project must be returned to the State.

The Applicant shall ensure that it is in compliance with all applicable laws, regulations and certifications it made on the program forms.

The Applicant is responsible for ensuring that the project is compliant with Prevailing Wage Monitoring and/or Labor Compliance Program requirements at the time construction contracts are executed and/or construction commenced.

The Applicant has requested a Reservation of Funds. Pursuant to School Facility Program Regulation Section 1859.197, the Applicant is required to submit the California Department of Education plan approval and the Division of the State Architect approved plans and specifications to the Office of Public School Construction within 12 months of receiving an Apportionment. If this requirement is not met, the Apportionment will be rescinded without further Board action.

**APPLICANT DATA**

<b>Application No:</b>	55/69807-00-002	<b>Site Name:</b>	San Lorenzo Valley High
<b>County:</b>	Santa Cruz	<b>Industry Sector:</b>	Information and Communication Technologies
<b>Applicant:</b>	San Lorenzo Valley Unified	<b>Pathway:</b>	Software and Systems Development

**PROJECT DATA**

<b>Type of Project:</b>	New Construction
<b>Reservation of Funds:</b>	Y
<b>Loan Requested:</b>	Y
<b>Qualifying SFP Project:</b>	n/a
<b>Number of CTE Classrooms:</b>	3
<b>SFP Classroom Allowance Deduction:</b>	n/a

**GRANT DATA**

<b>Eligible Project Costs (50%)</b>	
<b>Construction:</b>	\$ 1,361,032.00
<b>Equipment:</b>	19,493.00
<b>Site Development:</b>	113,213.00
<b>SFP Deduction:</b>	0.00
<b>Total State Share (50%)</b>	<u>1,493,738.00</u>
<b>District Share (50%)</b>	<u>1,493,738.00</u>
<b>Total Project Costs</b>	<b>\$ 2,987,476.00</b>

**PROJECT FINANCING**

	Fund Code	
<b>State Share (50%)</b>		
<b>This Project</b>	<b>951-600</b>	<b>\$ 1,493,738.00</b>
<b>District Share (50%)</b>		
<b>Cash Contribution</b>		568,821.00
<b>State Loan</b>	<b>951-605</b>	924,917.00
<b>Total Project Cost</b>		<b>\$ 2,987,476.00</b>

**Funding Source: Proposition 51 Bonds/2016-Nov.**

Pursuant to the Board's action on March 11, 2009, this application is presented for unfunded approval and placement on the Unfunded List (Lack of AB 55 Loans). This approval does not constitute a guarantee or commitment of future State funding.

Pursuant to School Facility Program Regulation Section 1859.90.4, the applicant is required to submit a signed Grant Agreement for the project prior to or concurrent with a request for the release of funds.

Pursuant to School Facility Program Regulation Section 1859.199, the State portion of any and all project savings realized from the funding of a Career Technical Education Facilities Program project must be returned to the State.

The Applicant shall ensure that it is in compliance with all applicable laws, regulations and certifications it made on the program forms.

The Applicant is responsible for ensuring that the project is compliant with Prevailing Wage Monitoring and/or Labor Compliance Program requirements at the time construction contracts are executed and/or construction commenced.

The Applicant has requested a Reservation of Funds. Pursuant to School Facility Program Regulation Section 1859.197, the Applicant is required to submit the California Department of Education plan approval and the Division of the State Architect approved plans and specifications to the Office of Public School Construction within 12 months of receiving an Apportionment; otherwise, the Apportionment will be rescinded without further Board action.

Pursuant to School Facility Program Regulation Section 1859.194, the Applicant has requested a loan to supplement the Applicant's required matching share. The loan agreement shall include interest set at the same rate as charged by the Pooled Money Investment Board as of the date of Apportionment.

The Applicant is required to submit a complete and executed loan agreement within 30 days of the date that the Office of Public School Construction provides the loan agreement to the Applicant.

**APPLICANT DATA**

<p><b>Application No:</b> 55/62117-00-014  <b>County:</b> Fresno  <b>Applicant:</b> Clovis Unified</p>	<p><b>Site Name:</b> Clovis East High  <b>Industry Sector:</b> Agriculture and Natural Resources  <b>Pathway:</b> Agriscience                  Ornamental Horticulture</p>
--	--

**PROJECT DATA**

<b>Type of Project:</b>	New Construction
<b>Reservation of Funds:</b>	Y
<b>Loan Requested:</b>	N
<b>Qualifying SFP Project:</b>	n/a
<b>Number of CTE Classrooms:</b>	2
<b>SFP Classroom Allowance Deduction:</b>	n/a

**GRANT DATA**

<b>Eligible Project Costs (50%)</b>	
<b>Construction:</b>	\$ 1,365,161.00
<b>Equipment:</b>	113,245.00
<b>Site Development:</b>	219,750.00
<b>SFP Deduction:</b>	0.00
<b>Total State Share (50%)</b>	1,698,156.00
<b>District Share (50%)</b>	1,698,156.00
<b>Total Project Costs</b>	<b>\$ 3,396,312.00</b>

**PROJECT FINANCING**

Fund Code	Amount
<b>State Share (50%)</b>	
This Project	\$ 1,698,156.00
<b>District Share (50%)</b>	
Cash Contribution	1,698,156.00
<b>Total Project Cost</b>	<b>\$ 3,396,312.00</b>

**Funding Source: Proposition 51 Bonds/2016-Nov.**

Pursuant to the Board's action on March 11, 2009, this application is presented for unfunded approval and placement on the Unfunded List (Lack of AB 55 Loans). This approval does not constitute a guarantee or commitment of future State funding.

Pursuant to School Facility Program Regulation Section 1859.90.4, the applicant is required to submit a signed Grant Agreement for the project prior to or concurrent with a request for the release of funds.

Pursuant to School Facility Program Regulation Section 1859.199, the State portion of any and all project savings realized from the funding of a Career Technical Education Facilities Program project must be returned to the State.

The Applicant shall ensure that it is in compliance with all applicable laws, regulations and certifications it made on the program forms.

The Applicant is responsible for ensuring that the project is compliant with Prevailing Wage Monitoring and/or Labor Compliance Program requirements at the time construction contracts are executed and/or construction commenced.

The Applicant has requested a Reservation of Funds. Pursuant to School Facility Program Regulation Section 1859.197, the Applicant is required to submit the California Department of Education plan approval and the Division of the State Architect approved plans and specifications to the Office of Public School Construction within 12 months of receiving an Apportionment. If this requirement is not met, the Apportionment will be rescinded without further Board action.

**APPLICANT DATA**

<b>Application No:</b> 55/64568-00-001 <b>County:</b> Los Angeles <b>Applicant:</b> Glendale Unified	<b>Site Name:</b> Clark Magnet High <b>Industry Sector:</b> Engineering and Architecture <b>Pathway:</b> Engineering Technology
--	---

**PROJECT DATA**

<b>Type of Project:</b>	New Construction
<b>Reservation of Funds:</b>	Y
<b>Loan Requested:</b>	N
<b>Qualifying SFP Project:</b>	n/a
<b>Number of CTE Classrooms:</b>	5
<b>SFP Classroom Allowance Deduction:</b>	n/a

**GRANT DATA**

<b>Eligible Project Costs (50%)</b>	
<b>Construction:</b>	\$ 3,000,000.00
<b>Equipment:</b>	-
<b>Site Development:</b>	-
<b>SFP Deduction:</b>	0.00
<b>Total State Share (50%)</b>	3,000,000.00
<b>District Share (50%)</b>	3,000,000.00
<b>Total Project Costs</b>	<b>\$ 6,000,000.00</b>

**PROJECT FINANCING**

<b>Fund Code</b>	
<b>State Share (50%)</b>	
<b>This Project</b>	\$ 3,000,000.00
<b>District Share (50%)</b>	
<b>Cash Contribution</b>	3,000,000.00
<b>Total Project Cost</b>	<b>\$ 6,000,000.00</b>

**Funding Source: Proposition 51 Bonds/2016-Nov.**

Pursuant to the Board's action on March 11, 2009, this application is presented for unfunded approval and placement on the Unfunded List (Lack of AB 55 Loans). This approval does not constitute a guarantee or commitment of future State funding.

Pursuant to School Facility Program Regulation Section 1859.90.4, the applicant is required to submit a signed Grant Agreement for the project prior to or concurrent with a request for the release of funds.

Pursuant to School Facility Program Regulation Section 1859.199, the State portion of any and all project savings realized from the funding of a Career Technical Education Facilities Program project must be returned to the State.

The Applicant shall ensure that it is in compliance with all applicable laws, regulations and certifications it made on the program forms.

The Applicant is responsible for ensuring that the project is compliant with Prevailing Wage Monitoring and/or Labor Compliance Program requirements at the time construction contracts are executed and/or construction commenced.

The Applicant has requested a Reservation of Funds. Pursuant to School Facility Program Regulation Section 1859.197, the Applicant is required to submit the California Department of Education plan approval and the Division of the State Architect approved plans and specifications to the Office of Public School Construction within 12 months of receiving an Apportionment. If this requirement is not met, the Apportionment will be rescinded without further Board action.

**APPLICANT DATA**

<b>Application No:</b>	55/63529-00-019	<b>Site Name:</b>	Kern Valley High
<b>County:</b>	Kern	<b>Industry Sector:</b>	Agriculture and Natural Resources
<b>Applicant:</b>	Kern High	<b>Pathway:</b>	Animal Science

**PROJECT DATA**

<b>Type of Project:</b>	New Construction
<b>Reservation of Funds:</b>	Y
<b>Loan Requested:</b>	N
<b>Qualifying SFP Project:</b>	n/a
<b>Number of CTE Classrooms:</b>	n/a
<b>SFP Classroom Allowance Deduction:</b>	n/a

**GRANT DATA**

<b>Eligible Project Costs (50%)</b>	
<b>Construction:</b>	\$ 385,111.00
<b>Equipment:</b>	10,255.00
<b>Site Development:</b>	33,424.00
<b>SFP Deduction:</b>	0.00
<b>Total State Share (50%)</b>	428,790.00
<b>District Share (50%)</b>	428,790.00
<b>Total Project Costs</b>	<b>\$ 857,580.00</b>

**PROJECT FINANCING**

<b>Fund Code</b>	
<b>State Share (50%)</b>	
<b>This Project</b>	\$ 428,790.00
<b>District Share (50%)</b>	
<b>Cash Contribution</b>	428,790.00
<b>Total Project Cost</b>	<b>\$ 857,580.00</b>

**Funding Source: Proposition 51 Bonds/2016-Nov.**

Pursuant to the Board's action on March 11, 2009, this application is presented for unfunded approval and placement on the Unfunded List (Lack of AB 55 Loans). This approval does not constitute a guarantee or commitment of future State funding.

Pursuant to School Facility Program Regulation Section 1859.90.4, the applicant is required to submit a signed Grant Agreement for the project prior to or concurrent with a request for the release of funds.

Pursuant to School Facility Program Regulation Section 1859.199, the State portion of any and all project savings realized from the funding of a Career Technical Education Facilities Program project must be returned to the State.

The Applicant shall ensure that it is in compliance with all applicable laws, regulations and certifications it made on the program forms.

The Applicant is responsible for ensuring that the project is compliant with Prevailing Wage Monitoring and/or Labor Compliance Program requirements at the time construction contracts are executed and/or construction commenced.

The Applicant has requested a Reservation of Funds. Pursuant to School Facility Program Regulation Section 1859.197, the Applicant is required to submit the California Department of Education plan approval and the Division of the State Architect approved plans and specifications to the Office of Public School Construction within 12 months of receiving an Apportionment. If this requirement is not met, the Apportionment will be rescinded without further Board action.



**APPLICANT DATA**

<b>Application No:</b> 55/76869-00-002 <b>County:</b> Los Angeles <b>Applicant:</b> Wiseburn Unified	<b>Site Name:</b> Da Vinci Design <b>Industry Sector:</b> Engineering and Architecture <b>Pathway:</b> Architectural Design
--	---

**PROJECT DATA**

<b>Type of Project:</b>	New Construction
<b>Reservation of Funds:</b>	N
<b>Loan Requested:</b>	N
<b>Qualifying SFP Project:</b>	n/a
<b>Number of CTE Classrooms:</b>	n/a
<b>SFP Classroom Allowance Deduction:</b>	n/a

**GRANT DATA**

<b>Eligible Project Costs (50%)</b>	
<b>Construction:</b>	\$ -
<b>Equipment:</b>	113,376.00
<b>Site Development:</b>	-
<b>SFP Deduction:</b>	0.00
<b>Total State Share (50%)</b>	113,376.00
<b>District Share (50%)</b>	113,376.00
<b>Total Project Costs</b>	<b>\$ 226,752.00</b>

**PROJECT FINANCING**

<b>Fund Code</b>	
<b>State Share (50%)</b>	
<b>This Project</b>	951-600      \$ 113,376.00
<b>District Share (50%)</b>	
<b>Cash Contribution</b>	113,376.00
<b>Total Project Cost</b>	<b>\$ 226,752.00</b>

**Funding Source: Proposition 51 Bonds/2016-Nov.**

Pursuant to the Board's action on March 11, 2009, this application is presented for unfunded approval and placement on the Unfunded List (Lack of AB 55 Loans). This approval does not constitute a guarantee or commitment of future State funding.

Pursuant to School Facility Program Regulation Section 1859.90.4, the applicant is required to submit a signed Grant Agreement for the project prior to or concurrent with a request for the release of funds.

Pursuant to School Facility Program Regulation Section 1859.199, the State portion of any and all project savings realized from the funding of a Career Technical Education Facilities Program project must be returned to the State.

The Applicant shall ensure that it is in compliance with all applicable laws, regulations and certifications it made on the program forms.

The Applicant is responsible for ensuring that the project is compliant with Prevailing Wage Monitoring and/or Labor Compliance Program requirements at the time construction contracts are executed and/or construction commenced.

**APPLICANT DATA**

<b>Application No:</b>	55/65060-00-006	<b>Site Name:</b>	South High
<b>County:</b>	Los Angeles	<b>Industry Sector:</b>	Arts, Media, and Entertainment
<b>Applicant:</b>	Torrance Unified	<b>Pathway:</b>	Design, Visual, and Media Arts

**PROJECT DATA**

<b>Type of Project:</b>	New Construction
<b>Reservation of Funds:</b>	Y
<b>Loan Requested:</b>	N
<b>Qualifying SFP Project:</b>	n/a
<b>Number of CTE Classrooms:</b>	4
<b>SFP Classroom Allowance Deduction:</b>	n/a

**GRANT DATA**

<b>Eligible Project Costs (50%)</b>	
<b>Construction:</b>	\$ 2,119,746.00
<b>Equipment:</b>	184,360.00
<b>Site Development:</b>	695,894.00
<b>SFP Deduction:</b>	0.00
<b>Total State Share (50%)</b>	3,000,000.00
<b>District Share (50%)</b>	3,000,000.00
<b>Total Project Costs</b>	<b>\$ 6,000,000.00</b>

**PROJECT FINANCING**

	<b>Fund Code</b>	
<b>State Share (50%)</b>		
<b>This Project</b>	<b>951-600</b>	\$ 3,000,000.00
<b>District Share (50%)</b>		
<b>Cash Contribution</b>		3,000,000.00
<b>Total Project Cost</b>		<b>\$ 6,000,000.00</b>

**Funding Source: Proposition 51 Bonds/2016-Nov.**

Pursuant to the Board's action on March 11, 2009, this application is presented for unfunded approval and placement on the Unfunded List (Lack of AB 55 Loans). This approval does not constitute a guarantee or commitment of future State funding.

Pursuant to School Facility Program Regulation Section 1859.90.4, the applicant is required to submit a signed Grant Agreement for the project prior to or concurrent with a request for the release of funds.

Pursuant to School Facility Program Regulation Section 1859.199, the State portion of any and all project savings realized from the funding of a Career Technical Education Facilities Program project must be returned to the State.

The Applicant shall ensure that it is in compliance with all applicable laws, regulations and certifications it made on the program forms.

The Applicant is responsible for ensuring that the project is compliant with Prevailing Wage Monitoring and/or Labor Compliance Program requirements at the time construction contracts are executed and/or construction commenced.

The Applicant has requested a Reservation of Funds. Pursuant to School Facility Program Regulation Section 1859.197, the Applicant is required to submit the California Department of Education plan approval and the Division of the State Architect approved plans and specifications to the Office of Public School Construction within 12 months of receiving an Apportionment. If this requirement is not met, the Apportionment will be rescinded without further Board action.

**APPLICANT DATA**

<b>Application No:</b> 55/65698-00-001 <b>County:</b> Merced <b>Applicant:</b> Hilmar Unified	<b>Site Name:</b> Hilmar Senior High <b>Industry Sector:</b> Agriculture and Natural Resources <b>Pathway:</b> Agricultural Mechanics Agriscience Ornamental Horticulture
---	---

**PROJECT DATA**

<b>Type of Project:</b>	New Construction
<b>Reservation of Funds:</b>	Y
<b>Loan Requested:</b>	N
<b>Qualifying SFP Project:</b>	n/a
<b>Number of CTE Classrooms:</b>	2
<b>SFP Classroom Allowance Deduction:</b>	n/a

**GRANT DATA**

<b>Eligible Project Costs (50%)</b>	
<b>Construction:</b>	\$ 815,120.00
<b>Equipment:</b>	-
<b>Site Development:</b>	39,000.00
<b>Project Assistance:</b>	\$7,460.00
<b>SFP Deduction:</b>	0.00
<b>Total State Share (50%):</b>	861,580.00
<b>District Share (50%):</b>	861,580.00
<b>Total Project Costs</b>	<b>\$ 1,723,160.00</b>

**PROJECT FINANCING**

	<b>Fund Code</b>	
<b>State Share (50%)</b>		
<b>This Project</b>	<b>951-600</b>	\$ 861,580.00
<b>District Share (50%)</b>		
<b>Cash Contribution</b>		861,580.00
<b>Total Project Cost</b>		<b>\$ 1,723,160.00</b>

**Funding Source: Proposition 51 Bonds/2016-Nov.**

Pursuant to the Board's action on March 11, 2009, this application is presented for unfunded approval and placement on the Unfunded List (Lack of AB 55 Loans). This approval does not constitute a guarantee or commitment of future State funding.

Pursuant to School Facility Program Regulation Section 1859.90.4, the applicant is required to submit a signed Grant Agreement for the project prior to or concurrent with a request for the release of funds.

Pursuant to School Facility Program Regulation Section 1859.199, the State portion of any and all project savings realized from the funding of a Career Technical Education Facilities Program project must be returned to the State.

The Applicant shall ensure that it is in compliance with all applicable laws, regulations and certifications it made on the program forms.

The Applicant is responsible for ensuring that the project is compliant with Prevailing Wage Monitoring and/or Labor Compliance Program requirements at the time construction contracts are executed and/or construction commenced.

The Applicant has requested a Reservation of Funds. Pursuant to School Facility Program Regulation Section 1859.197, the Applicant is required to submit the California Department of Education plan approval and the Division of the State Architect approved plans and specifications to the Office of Public School Construction within 12 months of receiving an Apportionment. If this requirement is not met, the Apportionment will be rescinded without further Board action.

**APPLICANT DATA**

<b>Application No:</b> 55/64352-00-005 <b>County:</b> Los Angeles <b>Applicant:</b> Centinela Valley Union High	<b>Site Name:</b> Leuzinger High <b>Industry Sector:</b> Hospitality, Tourism, and Recreation <b>Pathway:</b> Food Service and Hospitality
---	--

**PROJECT DATA**

<b>Type of Project:</b>	New Construction
<b>Reservation of Funds:</b>	Y
<b>Loan Requested:</b>	N
<b>Qualifying SFP Project:</b>	n/a
<b>Number of CTE Classrooms:</b>	5
<b>SFP Classroom Allowance Deduction:</b>	n/a

**GRANT DATA**

<b>Eligible Project Costs (50%)</b>	
<b>Construction:</b>	\$ 1,725,789.00
<b>Equipment:</b>	303,303.00
<b>Site Development:</b>	-
<b>SFP Deduction:</b>	0.00
<b>Total State Share (50%)</b>	2,029,092.00
<b>District Share (50%)</b>	2,029,092.00
<b>Total Project Costs</b>	<b>\$ 4,058,184.00</b>

**PROJECT FINANCING**

	<b>Fund Code</b>	
<b>State Share (50%)</b>		
<b>This Project</b>	<b>951-600</b>	\$ 2,029,092.00
<b>District Share (50%)</b>		
<b>Cash Contribution</b>		2,029,092.00
<b>Total Project Cost</b>		<b>\$ 4,058,184.00</b>

**Funding Source: Proposition 51 Bonds/2016-Nov.**

Pursuant to the Board's action on March 11, 2009, this application is presented for unfunded approval and placement on the Unfunded List (Lack of AB 55 Loans). This approval does not constitute a guarantee or commitment of future State funding.

Pursuant to School Facility Program Regulation Section 1859.90.4, the applicant is required to submit a signed Grant Agreement for the project prior to or concurrent with a request for the release of funds.

Pursuant to School Facility Program Regulation Section 1859.199, the State portion of any and all project savings realized from the funding of a Career Technical Education Facilities Program project must be returned to the State.

The Applicant shall ensure that it is in compliance with all applicable laws, regulations and certifications it made on the program forms.

The Applicant is responsible for ensuring that the project is compliant with Prevailing Wage Monitoring and/or Labor Compliance Program requirements at the time construction contracts are executed and/or construction commenced.

The Applicant has requested a Reservation of Funds. Pursuant to School Facility Program Regulation Section 1859.197, the Applicant is required to submit the California Department of Education plan approval and the Division of the State Architect approved plans and specifications to the Office of Public School Construction within 12 months of receiving an Apportionment. If this requirement is not met, the Apportionment will be rescinded without further Board action.

**APPLICANT DATA**

<b>Application No:</b>	55/64733-00-022	<b>Site Name:</b>	Grant (Ulysses S.) Senior High
<b>County:</b>	Los Angeles	<b>Industry Sector:</b>	Arts, Media, and Entertainment
<b>Applicant:</b>	Los Angeles Unified	<b>Pathway:</b>	Production and Managerial Arts

**PROJECT DATA**

<b>Type of Project:</b>	New Construction
<b>Reservation of Funds:</b>	Y
<b>Loan Requested:</b>	N
<b>Qualifying SFP Project:</b>	n/a
<b>Number of CTE Classrooms:</b>	3
<b>SFP Classroom Allowance Deduction:</b>	n/a

**GRANT DATA**

<b>Eligible Project Costs (50%)</b>	
<b>Construction:</b>	\$ 2,683,434.00
<b>Equipment:</b>	316,566.00
<b>Site Development:</b>	-
<b>SFP Deduction:</b>	0.00
<b>Total State Share (50%)</b>	3,000,000.00
<b>District Share (50%)</b>	3,000,000.00
<b>Total Project Costs</b>	<b>\$ 6,000,000.00</b>

**PROJECT FINANCING**

	<b>Fund Code</b>	
<b>State Share (50%)</b>		
<b>This Project</b>	<b>951-600</b>	\$ 3,000,000.00
<b>District Share (50%)</b>		
<b>Cash Contribution</b>		3,000,000.00
<b>Total Project Cost</b>		<b>\$ 6,000,000.00</b>

**Funding Source: Proposition 51 Bonds/2016-Nov.**

Pursuant to the Board's action on March 11, 2009, this application is presented for unfunded approval and placement on the Unfunded List (Lack of AB 55 Loans). This approval does not constitute a guarantee or commitment of future State funding.

Pursuant to School Facility Program Regulation Section 1859.90.4, the applicant is required to submit a signed Grant Agreement for the project prior to or concurrent with a request for the release of funds.

Pursuant to School Facility Program Regulation Section 1859.199, the State portion of any and all project savings realized from the funding of a Career Technical Education Facilities Program project must be returned to the State.

The Applicant shall ensure that it is in compliance with all applicable laws, regulations and certifications it made on the program forms.

The Applicant is responsible for ensuring that the project is compliant with Prevailing Wage Monitoring and/or Labor Compliance Program requirements at the time construction contracts are executed and/or construction commenced.

The Applicant has requested a Reservation of Funds. Pursuant to School Facility Program Regulation Section 1859.197, the Applicant is required to submit the California Department of Education plan approval and the Division of the State Architect approved plans and specifications to the Office of Public School Construction within 12 months of receiving an Apportionment. If this requirement is not met, the Apportionment will be rescinded without further Board action.

**APPLICANT DATA**

<b>Application No:</b>	55/67314-00-011	<b>Site Name:</b>	Cosumnes Oaks High
<b>County:</b>	Sacramento	<b>Industry Sector:</b>	Health Science and Medical Technology
<b>Applicant:</b>	Elk Grove Unified	<b>Pathway:</b>	Patient Care

**PROJECT DATA**

<b>Type of Project:</b>	New Construction
<b>Reservation of Funds:</b>	Y
<b>Loan Requested:</b>	N
<b>Qualifying SFP Project:</b>	n/a
<b>Number of CTE Classrooms:</b>	2
<b>SFP Classroom Allowance Deduction:</b>	n/a

**GRANT DATA**

<b>Eligible Project Costs (50%)</b>	
<b>Construction:</b>	\$ 1,047,312.00
<b>Equipment:</b>	256,927.00
<b>Site Development:</b>	71,568.00
<b>SFP Deduction:</b>	0.00
<b>Total State Share (50%)</b>	<u>1,375,807.00</u>
<b>District Share (50%)</b>	<u>1,375,807.00</u>
<b>Total Project Costs</b>	<b>\$ 2,751,614.00</b>

**PROJECT FINANCING**

	<b>Fund Code</b>	
<b>State Share (50%)</b>		
<b>This Project</b>	<b>951-600</b>	\$ 1,375,807.00
<b>District Share (50%)</b>		
<b>Cash Contribution</b>		1,375,807.00
<b>Total Project Cost</b>		<b>\$ 2,751,614.00</b>

**Funding Source: Proposition 51 Bonds/2016-Nov.**

Pursuant to the Board's action on March 11, 2009, this application is presented for unfunded approval and placement on the Unfunded List (Lack of AB 55 Loans). This approval does not constitute a guarantee or commitment of future State funding.

Pursuant to School Facility Program Regulation Section 1859.90.4, the applicant is required to submit a signed Grant Agreement for the project prior to or concurrent with a request for the release of funds.

Pursuant to School Facility Program Regulation Section 1859.199, the State portion of any and all project savings realized from the funding of a Career Technical Education Facilities Program project must be returned to the State.

The Applicant shall ensure that it is in compliance with all applicable laws, regulations and certifications it made on the program forms.

The Applicant is responsible for ensuring that the project is compliant with Prevailing Wage Monitoring and/or Labor Compliance Program requirements at the time construction contracts are executed and/or construction commenced.

The Applicant has requested a Reservation of Funds. Pursuant to School Facility Program Regulation Section 1859.197, the Applicant is required to submit the California Department of Education plan approval and the Division of the State Architect approved plans and specifications to the Office of Public School Construction within 12 months of receiving an Apportionment. If this requirement is not met, the Apportionment will be rescinded without further Board action.

**APPLICANT DATA**

<b>Application No:</b> 55/76869-00-001 <b>County:</b> Los Angeles <b>Applicant:</b> Wiseburn Unified	<b>Site Name:</b> Da Vinci Design <b>Industry Sector:</b> Arts, Media, and Entertainment <b>Pathway:</b> Design, Visual, and Media Arts
--	---

**PROJECT DATA**

<b>Type of Project:</b>	New Construction
<b>Reservation of Funds:</b>	N
<b>Loan Requested:</b>	N
<b>Qualifying SFP Project:</b>	n/a
<b>Number of CTE Classrooms:</b>	n/a
<b>SFP Classroom Allowance Deduction:</b>	n/a

**GRANT DATA**

<b>Eligible Project Costs (50%)</b>	
<b>Construction:</b>	\$ -
<b>Equipment:</b>	130,269.00
<b>Site Development:</b>	-
<b>SFP Deduction:</b>	0.00
<b>Total State Share (50%)</b>	130,269.00
<b>District Share (50%)</b>	130,269.00
<b>Total Project Costs</b>	<b>\$ 260,538.00</b>

**PROJECT FINANCING**

	<b>Fund Code</b>		
<b>State Share (50%)</b>			
<b>This Project</b>	<b>951-600</b>	\$	130,269.00
<b>District Share (50%)</b>			
<b>Cash Contribution</b>			130,269.00
<b>Total Project Cost</b>		<b>\$</b>	<b>260,538.00</b>

**Funding Source: Proposition 51 Bonds/2016-Nov.**

Pursuant to the Board's action on March 11, 2009, this application is presented for unfunded approval and placement on the Unfunded List (Lack of AB 55 Loans). This approval does not constitute a guarantee or commitment of future State funding.

Pursuant to School Facility Program Regulation Section 1859.90.4, the applicant is required to submit a signed Grant Agreement for the project prior to or concurrent with a request for the release of funds.

Pursuant to School Facility Program Regulation Section 1859.199, the State portion of any and all project savings realized from the funding of a Career Technical Education Facilities Program project must be returned to the State.

The Applicant shall ensure that it is in compliance with all applicable laws, regulations and certifications it made on the program forms.

The Applicant is responsible for ensuring that the project is compliant with Prevailing Wage Monitoring and/or Labor Compliance Program requirements at the time construction contracts are executed and/or construction commenced.

**APPLICANT DATA**

<b>Application No:</b>	59/68338-00-010	<b>Site Name:</b>	Mission Bay Senior High
<b>County:</b>	San Diego	<b>Industry Sector:</b>	Information and Communication Technologies
<b>Applicant:</b>	San Diego Unified	<b>Pathway:</b>	Games and Simulation

**PROJECT DATA**

<b>Type of Project:</b>	Modernization
<b>Reservation of Funds:</b>	Y
<b>Loan Requested:</b>	N
<b>Qualifying SFP Project:</b>	n/a
<b>Number of CTE Classrooms:</b>	2
<b>SFP Classroom Allowance Deduction:</b>	n/a

**GRANT DATA**

<b>Eligible Project Costs (50%)</b>	
<b>Construction:</b>	\$ 348,466.00
<b>Equipment:</b>	40,096.00
<b>Site Development:</b>	-
<b>SFP Deduction:</b>	0.00
<b>Total State Share (50%)</b>	388,562.00
<b>District Share (50%)</b>	388,562.00
<b>Total Project Costs</b>	<b>\$ 777,124.00</b>

**PROJECT FINANCING**

<b>Fund Code</b>		
<b>State Share (50%)</b>		
<b>This Project</b>	<b>951-600</b>	<b>\$ 388,562.00</b>
<b>District Share (50%)</b>		
<b>Cash Contribution</b>		388,562.00
<b>Total Project Cost</b>		<b>\$ 777,124.00</b>

**Funding Source: Proposition 51 Bonds/2016-Nov.**

Pursuant to the Board's action on March 11, 2009, this application is presented for unfunded approval and placement on the Unfunded List (Lack of AB 55 Loans). This approval does not constitute a guarantee or commitment of future State funding.

Pursuant to School Facility Program Regulation Section 1859.90.4, the applicant is required to submit a signed Grant Agreement for the project prior to or concurrent with a request for the release of funds.

Pursuant to School Facility Program Regulation Section 1859.199, the State portion of any and all project savings realized from the funding of a Career Technical Education Facilities Program project must be returned to the State.

The Applicant shall ensure that it is in compliance with all applicable laws, regulations and certifications it made on the program forms.

The Applicant is responsible for ensuring that the project is compliant with Prevailing Wage Monitoring and/or Labor Compliance Program requirements at the time construction contracts are executed and/or construction commenced.

The Applicant has requested a Reservation of Funds. Pursuant to School Facility Program Regulation Section 1859.197, the Applicant is required to submit the California Department of Education plan approval and the Division of the State Architect approved plans and specifications to the Office of Public School Construction within 12 months of receiving an Apportionment. If this requirement is not met, the Apportionment will be rescinded without further Board action.



**APPLICANT DATA**

<b>Application No:</b> 55/66985-00-002 <b>County:</b> Riverside <b>Applicant:</b> Banning Unified	<b>Site Name:</b> Banning High <b>Industry Sector:</b> Arts, Media, and Entertainment <b>Pathway:</b> Production and Managerial Arts
---	--

**PROJECT DATA**

<b>Type of Project:</b>	New Construction
<b>Reservation of Funds:</b>	N
<b>Loan Requested:</b>	N
<b>Qualifying SFP Project:</b>	n/a
<b>Number of CTE Classrooms:</b>	3
<b>SFP Classroom Allowance Deduction:</b>	n/a

**GRANT DATA**

<b>Eligible Project Costs (50%)</b>	
<b>Construction:</b>	\$ 3,000,000.00
<b>Equipment:</b>	-
<b>Site Development:</b>	-
<b>SFP Deduction:</b>	0.00
<b>Total State Share (50%)</b>	3,000,000.00
<b>District Share (50%)</b>	3,000,000.00
<b>Total Project Costs</b>	<b>\$ 6,000,000.00</b>

**PROJECT FINANCING**

	Fund Code	
<b>State Share (50%)</b>		
<b>This Project</b>	<b>951-600</b>	\$ 3,000,000.00
<b>District Share (50%)</b>		
<b>Cash Contribution</b>		3,000,000.00
<b>Total Project Cost</b>		<b>\$ 6,000,000.00</b>

**Funding Source: Proposition 51 Bonds/2016-Nov.**

Pursuant to the Board's action on March 11, 2009, this application is presented for unfunded approval and placement on the Unfunded List (Lack of AB 55 Loans). This approval does not constitute a guarantee or commitment of future State funding.

Pursuant to School Facility Program Regulation Section 1859.90.4, the applicant is required to submit a signed Grant Agreement for the project prior to or concurrent with a request for the release of funds.

Pursuant to School Facility Program Regulation Section 1859.199, the State portion of any and all project savings realized from the funding of a Career Technical Education Facilities Program project must be returned to the State.

The Applicant shall ensure that it is in compliance with all applicable laws, regulations and certifications it made on the program forms.

The Applicant is responsible for ensuring that the project is compliant with Prevailing Wage Monitoring and/or Labor Compliance Program requirements at the time construction contracts are executed and/or construction commenced.

**APPLICANT DATA**

<b>Application No:</b>	55/67207-00-005	<b>Site Name:</b>	Perris High
<b>County:</b>	Riverside	<b>Industry Sector:</b>	Agriculture and Natural Resources
<b>Applicant:</b>	Perris Union High	<b>Pathway:</b>	Agricultural Mechanics

**PROJECT DATA**

<b>Type of Project:</b>	New Construction
<b>Reservation of Funds:</b>	Y
<b>Loan Requested:</b>	N
<b>Qualifying SFP Project:</b>	n/a
<b>Number of CTE Classrooms:</b>	2
<b>SFP Classroom Allowance Deduction:</b>	n/a

**GRANT DATA**

<b>Eligible Project Costs (50%)</b>	
<b>Construction:</b>	\$ 2,866,417.00
<b>Equipment:</b>	133,583.00
<b>Site Development:</b>	-
<b>SFP Deduction:</b>	0.00
<b>Total State Share (50%)</b>	3,000,000.00
<b>District Share (50%)</b>	3,000,000.00
<b>Total Project Costs</b>	<b>\$ 6,000,000.00</b>

**PROJECT FINANCING**

<b>Fund Code</b>		
<b>State Share (50%)</b>		
<b>This Project</b>	<b>951-600</b>	<b>\$ 3,000,000.00</b>
<b>District Share (50%)</b>		
<b>Cash Contribution</b>		<b>3,000,000.00</b>
<b>Total Project Cost</b>		<b>\$ 6,000,000.00</b>

**Funding Source: Proposition 51 Bonds/2016-Nov.**

Pursuant to the Board's action on March 11, 2009, this application is presented for unfunded approval and placement on the Unfunded List (Lack of AB 55 Loans). This approval does not constitute a guarantee or commitment of future State funding.

Pursuant to School Facility Program Regulation Section 1859.90.4, the applicant is required to submit a signed Grant Agreement for the project prior to or concurrent with a request for the release of funds.

Pursuant to School Facility Program Regulation Section 1859.199, the State portion of any and all project savings realized from the funding of a Career Technical Education Facilities Program project must be returned to the State.

The Applicant shall ensure that it is in compliance with all applicable laws, regulations and certifications it made on the program forms.

The Applicant is responsible for ensuring that the project is compliant with Prevailing Wage Monitoring and/or Labor Compliance Program requirements at the time construction contracts are executed and/or construction commenced.

The Applicant has requested a Reservation of Funds. Pursuant to School Facility Program Regulation Section 1859.197, the Applicant is required to submit the California Department of Education plan approval and the Division of the State Architect approved plans and specifications to the Office of Public School Construction within 12 months of receiving an Apportionment. If this requirement is not met, the Apportionment will be rescinded without further Board action.

**APPLICANT DATA**

<b>Application No:</b> 59/68478-13-002 <b>County:</b> San Francisco <b>Applicant:</b> San Francisco Unified	<b>Site Name:</b> Balboa High <b>Industry Sector:</b> Arts, Media, and Entertainment <b>Pathway:</b> Design, Visual, and Media Arts
---	---

**PROJECT DATA**

<b>Type of Project:</b>	Modernization
<b>Reservation of Funds:</b>	Y
<b>Loan Requested:</b>	N
<b>Qualifying SFP Project:</b>	n/a
<b>Number of CTE Classrooms:</b>	3
<b>SFP Classroom Allowance Deduction:</b>	n/a

**GRANT DATA**

<b>Eligible Project Costs (50%)</b>	
<b>Construction:</b>	\$ 1,382,697.00
<b>Equipment:</b>	50,740.00
<b>Site Development:</b>	-
<b>SFP Deduction:</b>	0.00
<b>Total State Share (50%)</b>	1,433,437.00
<b>District Share (50%)</b>	1,433,437.00
<b>Total Project Costs</b>	<b>\$ 2,866,874.00</b>

**PROJECT FINANCING**

<b>Fund Code</b>		
<b>State Share (50%)</b>		
<b>This Project</b>	<b>951-600</b>	\$ 1,433,437.00
<b>District Share (50%)</b>		
<b>Cash Contribution</b>		1,433,437.00
<b>Total Project Cost</b>		<b>\$ 2,866,874.00</b>

**Funding Source: Proposition 51 Bonds/2016-Nov.**

Pursuant to the Board's action on March 11, 2009, this application is presented for unfunded approval and placement on the Unfunded List (Lack of AB 55 Loans). This approval does not constitute a guarantee or commitment of future State funding.

Pursuant to School Facility Program Regulation Section 1859.90.4, the applicant is required to submit a signed Grant Agreement for the project prior to or concurrent with a request for the release of funds.

Pursuant to School Facility Program Regulation Section 1859.199, the State portion of any and all project savings realized from the funding of a Career Technical Education Facilities Program project must be returned to the State.

The Applicant shall ensure that it is in compliance with all applicable laws, regulations and certifications it made on the program forms.

The Applicant is responsible for ensuring that the project is compliant with Prevailing Wage Monitoring and/or Labor Compliance Program requirements at the time construction contracts are executed and/or construction commenced.

The Applicant has requested a Reservation of Funds. Pursuant to School Facility Program Regulation Section 1859.197, the Applicant is required to submit the California Department of Education plan approval and the Division of the State Architect approved plans and specifications to the Office of Public School Construction within 12 months of receiving an Apportionment. If this requirement is not met, the Apportionment will be rescinded without further Board action.

**APPLICANT DATA**

<b>Application No:</b> 55/71506-00-001 <b>County:</b> Tehama <b>Applicant:</b> Corning Union High	<b>Site Name:</b> Corning High <b>Industry Sector:</b> Education, Child Development, Family Service <b>Pathway:</b> Education
---	---

**PROJECT DATA**

<b>Type of Project:</b>	New Construction
<b>Reservation of Funds:</b>	Y
<b>Loan Requested:</b>	N
<b>Qualifying SFP Project:</b>	n/a
<b>Number of CTE Classrooms:</b>	2
<b>SFP Classroom Allowance Deduction:</b>	n/a

**GRANT DATA**

<b>Eligible Project Costs (50%)</b>	
<b>Construction:</b>	\$ 669,200.00
<b>Equipment:</b>	-
<b>Site Development:</b>	-
<b>Project Assistance:</b>	\$7,460.00
<b>SFP Deduction:</b>	0.00
<b>Total State Share (50%)</b>	676,660.00
<b>District Share (50%)</b>	676,660.00
<b>Total Project Costs</b>	<b>\$ 1,353,320.00</b>

**PROJECT FINANCING**

<b>Fund Code</b>	
<b>State Share (50%)</b>	
<b>This Project</b>	951-600      \$ 676,660.00
<b>District Share (50%)</b>	
<b>Cash Contribution</b>	676,660.00
<b>Total Project Cost</b>	<b>\$ 1,353,320.00</b>

**Funding Source: Proposition 51 Bonds/2016-Nov.**

Pursuant to the Board's action on March 11, 2009, this application is presented for unfunded approval and placement on the Unfunded List (Lack of AB 55 Loans). This approval does not constitute a guarantee or commitment of future State funding.

Pursuant to School Facility Program Regulation Section 1859.90.4, the applicant is required to submit a signed Grant Agreement for the project prior to or concurrent with a request for the release of funds.

Pursuant to School Facility Program Regulation Section 1859.199, the State portion of any and all project savings realized from the funding of a Career Technical Education Facilities Program project must be returned to the State.

The Applicant shall ensure that it is in compliance with all applicable laws, regulations and certifications it made on the program forms.

The Applicant is responsible for ensuring that the project is compliant with Prevailing Wage Monitoring and/or Labor Compliance Program requirements at the time construction contracts are executed and/or construction commenced.

The Applicant has requested a Reservation of Funds. Pursuant to School Facility Program Regulation Section 1859.197, the Applicant is required to submit the California Department of Education plan approval and the Division of the State Architect approved plans and specifications to the Office of Public School Construction within 12 months of receiving an Apportionment. If this requirement is not met, the Apportionment will be rescinded without further Board action.

**APPLICANT DATA**

<b>Application No:</b>	55/67314-00-012	<b>Site Name:</b>	Florin High
<b>County:</b>	Sacramento	<b>Industry Sector:</b>	Engineering and Architecture
<b>Applicant:</b>	Elk Grove Unified	<b>Pathway:</b>	Engineering Design

**PROJECT DATA**

<b>Type of Project:</b>	New Construction
<b>Reservation of Funds:</b>	Y
<b>Loan Requested:</b>	N
<b>Qualifying SFP Project:</b>	n/a
<b>Number of CTE Classrooms:</b>	2
<b>SFP Classroom Allowance Deduction:</b>	n/a

**GRANT DATA**

<b>Eligible Project Costs (50%)</b>	
<b>Construction:</b>	\$ 1,552,478.00
<b>Equipment:</b>	249,319.00
<b>Site Development:</b>	76,351.00
<b>SFP Deduction:</b>	0.00
<b>Total State Share (50%)</b>	1,878,148.00
<b>District Share (50%)</b>	1,878,148.00
<b>Total Project Costs</b>	<b>\$ 3,756,296.00</b>

**PROJECT FINANCING**

<b>Fund Code</b>		
<b>State Share (50%)</b>		
<b>This Project</b>	<b>951-600</b>	<b>\$ 1,878,148.00</b>
<b>District Share (50%)</b>		
<b>Cash Contribution</b>		1,878,148.00
<b>Total Project Cost</b>		<b>\$ 3,756,296.00</b>

**Funding Source: Proposition 51 Bonds/2016-Nov.**

Pursuant to the Board's action on March 11, 2009, this application is presented for unfunded approval and placement on the Unfunded List (Lack of AB 55 Loans). This approval does not constitute a guarantee or commitment of future State funding.

Pursuant to School Facility Program Regulation Section 1859.90.4, the applicant is required to submit a signed Grant Agreement for the project prior to or concurrent with a request for the release of funds.

Pursuant to School Facility Program Regulation Section 1859.199, the State portion of any and all project savings realized from the funding of a Career Technical Education Facilities Program project must be returned to the State.

The Applicant shall ensure that it is in compliance with all applicable laws, regulations and certifications it made on the program forms.

The Applicant is responsible for ensuring that the project is compliant with Prevailing Wage Monitoring and/or Labor Compliance Program requirements at the time construction contracts are executed and/or construction commenced.

The Applicant has requested a Reservation of Funds. Pursuant to School Facility Program Regulation Section 1859.197, the Applicant is required to submit the California Department of Education plan approval and the Division of the State Architect approved plans and specifications to the Office of Public School Construction within 12 months of receiving an Apportionment. If this requirement is not met, the Apportionment will be rescinded without further Board action.

**APPLICANT DATA**

<b>Application No:</b>	59/64733-00-031	<b>Site Name:</b>	Sun Valley High
<b>County:</b>	Los Angeles	<b>Industry Sector:</b>	Arts, Media, and Entertainment
<b>Applicant:</b>	Los Angeles Unified	<b>Pathway:</b>	Production and Managerial Arts

**PROJECT DATA**

<b>Type of Project:</b>	Modernization
<b>Reservation of Funds:</b>	Y
<b>Loan Requested:</b>	N
<b>Qualifying SFP Project:</b>	n/a
<b>Number of CTE Classrooms:</b>	3
<b>SFP Classroom Allowance Deduction:</b>	n/a

**GRANT DATA**

<b>Eligible Project Costs (50%)</b>	
<b>Construction:</b>	\$ 941,249.00
<b>Equipment:</b>	206,123.00
<b>Site Development:</b>	-
<b>SFP Deduction:</b>	0.00
<b>Total State Share (50%)</b>	1,147,372.00
<b>District Share (50%)</b>	1,147,372.00
<b>Total Project Costs</b>	<b>\$ 2,294,744.00</b>

**PROJECT FINANCING**

	<b>Fund Code</b>	
<b>State Share (50%)</b>		
<b>This Project</b>	<b>951-600</b>	\$ 1,147,372.00
<b>District Share (50%)</b>		
<b>Cash Contribution</b>		1,147,372.00
<b>Total Project Cost</b>		<b>\$ 2,294,744.00</b>

**Funding Source: Proposition 51 Bonds/2016-Nov.**

Pursuant to the Board's action on March 11, 2009, this application is presented for unfunded approval and placement on the Unfunded List (Lack of AB 55 Loans). This approval does not constitute a guarantee or commitment of future State funding.

Pursuant to School Facility Program Regulation Section 1859.90.4, the applicant is required to submit a signed Grant Agreement for the project prior to or concurrent with a request for the release of funds.

Pursuant to School Facility Program Regulation Section 1859.199, the State portion of any and all project savings realized from the funding of a Career Technical Education Facilities Program project must be returned to the State.

The Applicant shall ensure that it is in compliance with all applicable laws, regulations and certifications it made on the program forms.

The Applicant is responsible for ensuring that the project is compliant with Prevailing Wage Monitoring and/or Labor Compliance Program requirements at the time construction contracts are executed and/or construction commenced.

The Applicant has requested a Reservation of Funds. Pursuant to School Facility Program Regulation Section 1859.197, the Applicant is required to submit the California Department of Education plan approval and the Division of the State Architect approved plans and specifications to the Office of Public School Construction within 12 months of receiving an Apportionment. If this requirement is not met, the Apportionment will be rescinded without further Board action.

This funding represents a portion of the grant amounts the District has requested. An appeal has been submitted requesting additional grants.

**APPLICANT DATA**

<b>Application No:</b>	55/63685-00-001	<b>Site Name:</b>	Desert Junior-Senior High
<b>County:</b>	Kern	<b>Industry Sector:</b>	Arts, Media, and Entertainment
<b>Applicant:</b>	Muroc Joint Unified	<b>Pathway:</b>	Production and Managerial Arts

**PROJECT DATA**

<b>Type of Project:</b>	New Construction
<b>Reservation of Funds:</b>	N
<b>Loan Requested:</b>	N
<b>Qualifying SFP Project:</b>	n/a
<b>Number of CTE Classrooms:</b>	3
<b>SFP Classroom Allowance Deduction:</b>	n/a

**GRANT DATA**

<b>Eligible Project Costs (50%)</b>	
<b>Construction:</b>	\$ 2,925,259.00
<b>Equipment:</b>	-
<b>Site Development:</b>	67,281.00
<b>Project Assistance:</b>	\$7,460.00
<b>SFP Deduction:</b>	0.00
<b>Total State Share (50%)</b>	3,000,000.00
<b>District Share (50%)</b>	3,000,000.00
<b>Total Project Costs</b>	<b>\$ 6,000,000.00</b>

**PROJECT FINANCING**

<b>Fund Code</b>		
<b>State Share (50%)</b>		
<b>This Project</b>	<b>951-600</b>	<b>\$ 3,000,000.00</b>
<b>District Share (50%)</b>		
<b>Cash Contribution</b>		3,000,000.00
<b>Total Project Cost</b>		<b>\$ 6,000,000.00</b>

**Funding Source: Proposition 51 Bonds/2016-Nov.**

Pursuant to the Board's action on March 11, 2009, this application is presented for unfunded approval and placement on the Unfunded List (Lack of AB 55 Loans). This approval does not constitute a guarantee or commitment of future State funding.

Pursuant to School Facility Program Regulation Section 1859.90.4, the applicant is required to submit a signed Grant Agreement for the project prior to or concurrent with a request for the release of funds.

Pursuant to School Facility Program Regulation Section 1859.199, the State portion of any and all project savings realized from the funding of a Career Technical Education Facilities Program project must be returned to the State.

The Applicant shall ensure that it is in compliance with all applicable laws, regulations and certifications it made on the program forms.

The Applicant is responsible for ensuring that the project is compliant with Prevailing Wage Monitoring and/or Labor Compliance Program requirements at the time construction contracts are executed and/or construction commenced.

**APPLICANT DATA**

<b>Application No:</b> 55/76869-00-004 <b>County:</b> Los Angeles <b>Applicant:</b> Wiseburn Unified	<b>Site Name:</b> Da Vinci Communications High <b>Industry Sector:</b> Arts, Media, and Entertainment <b>Pathway:</b> Production and Managerial Arts
--	--

**PROJECT DATA**

<b>Type of Project:</b>	New Construction
<b>Reservation of Funds:</b>	Y
<b>Loan Requested:</b>	N
<b>Qualifying SFP Project:</b>	n/a
<b>Number of CTE Classrooms:</b>	1
<b>SFP Classroom Allowance Deduction:</b>	n/a

**GRANT DATA**

<b>Eligible Project Costs (50%)</b>	
<b>Construction:</b>	\$ 587,947.00
<b>Equipment:</b>	241,149.00
<b>Site Development:</b>	-
<b>SFP Deduction:</b>	0.00
<b>Total State Share (50%)</b>	829,096.00
<b>District Share (50%)</b>	829,096.00
<b>Total Project Costs</b>	<b>\$ 1,658,192.00</b>

**PROJECT FINANCING**

	Fund Code	Amount
<b>State Share (50%)</b>		
<b>This Project</b>	<b>951-600</b>	<b>\$ 829,096.00</b>
<b>District Share (50%)</b>		
<b>Cash Contribution</b>		829,096.00
<b>Total Project Cost</b>		<b>\$ 1,658,192.00</b>

**Funding Source: Proposition 51 Bonds/2016-Nov.**

Pursuant to the Board's action on March 11, 2009, this application is presented for unfunded approval and placement on the Unfunded List (Lack of AB 55 Loans). This approval does not constitute a guarantee or commitment of future State funding.

Pursuant to School Facility Program Regulation Section 1859.90.4, the applicant is required to submit a signed Grant Agreement for the project prior to or concurrent with a request for the release of funds.

Pursuant to School Facility Program Regulation Section 1859.199, the State portion of any and all project savings realized from the funding of a Career Technical Education Facilities Program project must be returned to the State.

The Applicant shall ensure that it is in compliance with all applicable laws, regulations and certifications it made on the program forms.

The Applicant is responsible for ensuring that the project is compliant with Prevailing Wage Monitoring and/or Labor Compliance Program requirements at the time construction contracts are executed and/or construction commenced.

The Applicant has requested a Reservation of Funds. Pursuant to School Facility Program Regulation Section 1859.197, the Applicant is required to submit the California Department of Education plan approval and the Division of the State Architect approved plans and specifications to the Office of Public School Construction within 12 months of receiving an Apportionment. If this requirement is not met, the Apportionment will be rescinded without further Board action.



**APPLICANT DATA**

<b>Application No:</b> 55/63529-00-018 <b>County:</b> Kern <b>Applicant:</b> Kern High	<b>Site Name:</b> Mira Monte High <b>Industry Sector:</b> Agriculture and Natural Resources <b>Pathway:</b> Agricultural Business Agricultural Mechanics Agriscience
--	--

**PROJECT DATA**

<b>Type of Project:</b>	New Construction
<b>Reservation of Funds:</b>	Y
<b>Loan Requested:</b>	N
<b>Qualifying SFP Project:</b>	n/a
<b>Number of CTE Classrooms:</b>	2
<b>SFP Classroom Allowance Deduction:</b>	n/a

**GRANT DATA**

<b>Eligible Project Costs (50%)</b>	
<b>Construction:</b>	\$ 997,105.00
<b>Equipment:</b>	23,950.00
<b>Site Development:</b>	19,369.00
<b>SFP Deduction:</b>	0.00
<b>Total State Share (50%)</b>	1,040,424.00
<b>District Share (50%)</b>	1,040,424.00
<b>Total Project Costs</b>	<b>\$ 2,080,848.00</b>

**PROJECT FINANCING**

	<b>Fund Code</b>				
<b>State Share (50%)</b>					
<b>This Project</b>	<b>951-600</b>	\$		1,040,424.00	
<b>District Share (50%)</b>					
<b>Cash Contribution</b>				1,040,424.00	
<b>Total Project Cost</b>		<b>\$</b>		<b>2,080,848.00</b>	

**Funding Source: Proposition 51 Bonds/2016-Nov.**

Pursuant to the Board's action on March 11, 2009, this application is presented for unfunded approval and placement on the Unfunded List (Lack of AB 55 Loans). This approval does not constitute a guarantee or commitment of future State funding.

Pursuant to School Facility Program Regulation Section 1859.90.4, the applicant is required to submit a signed Grant Agreement for the project prior to or concurrent with a request for the release of funds.

Pursuant to School Facility Program Regulation Section 1859.199, the State portion of any and all project savings realized from the funding of a Career Technical Education Facilities Program project must be returned to the State.

The Applicant shall ensure that it is in compliance with all applicable laws, regulations and certifications it made on the program forms.

The Applicant is responsible for ensuring that the project is compliant with Prevailing Wage Monitoring and/or Labor Compliance Program requirements at the time construction contracts are executed and/or construction commenced.

The Applicant has requested a Reservation of Funds. Pursuant to School Facility Program Regulation Section 1859.197, the Applicant is required to submit the California Department of Education plan approval and the Division of the State Architect approved plans and specifications to the Office of Public School Construction within 12 months of receiving an Apportionment. If this requirement is not met, the Apportionment will be rescinded without further Board action.

**APPLICANT DATA**

<b>Application No:</b>	55/65136-00-002	<b>Site Name:</b>	Castaic High
<b>County:</b>	Los Angeles	<b>Industry Sector:</b>	Manufacturing and Product Development
<b>Applicant:</b>	William S. Hart Union High	<b>Pathway:</b>	Machining and Forming Technologies Welding and Materials Joining

**PROJECT DATA**

<b>Type of Project:</b>	New Construction
<b>Reservation of Funds:</b>	Y
<b>Loan Requested:</b>	N
<b>Qualifying SFP Project:</b>	50/65136-00-012
<b>Number of CTE Classrooms:</b>	3
<b>SFP Classroom Allowance Deduction:</b>	\$573,120.00

**GRANT DATA**

<b>Eligible Project Costs (50%)</b>	
<b>Construction:</b>	\$ 1,846,713.00
<b>Equipment:</b>	514,984.00
<b>Site Development:</b>	-
<b>SFP Deduction:</b>	(573,120.00)
<b>Total State Share (50%)</b>	1,788,577.00
<b>District Share (50%)</b>	1,788,577.00
<b>Total Project Costs</b>	<b>\$ 3,577,154.00</b>

**PROJECT FINANCING**

<b>Fund Code</b>		
<b>State Share (50%)</b>		
<b>This Project</b>	<b>951-600</b>	<b>\$ 1,788,577.00</b>
<b>District Share (50%)</b>		
<b>Cash Contribution</b>		1,788,577.00
<b>Total Project Cost</b>		<b>\$ 3,577,154.00</b>

**Funding Source: Proposition 51 Bonds/2016-Nov.**

Pursuant to the Board's action on March 11, 2009, this application is presented for unfunded approval and placement on the Unfunded List (Lack of AB 55 Loans). This approval does not constitute a guarantee or commitment of future State funding.

Pursuant to School Facility Program Regulation Section 1859.90.4, the applicant is required to submit a signed Grant Agreement for the project prior to or concurrent with a request for the release of funds.

Pursuant to School Facility Program Regulation Section 1859.199, the State portion of any and all project savings realized from the funding of a Career Technical Education Facilities Program project must be returned to the State.

The Applicant shall ensure that it is in compliance with all applicable laws, regulations and certifications it made on the program forms.

The Applicant is responsible for ensuring that the project is compliant with Prevailing Wage Monitoring and/or Labor Compliance Program requirements at the time construction contracts are executed and/or construction commenced.

The Applicant has requested a Reservation of Funds. Pursuant to School Facility Program Regulation Section 1859.197, the Applicant is required to submit the California Department of Education plan approval and the Division of the State Architect approved plans and specifications to the Office of Public School Construction within 12 months of receiving an Apportionment. If this requirement is not met, the Apportionment will be rescinded without further Board action.

Pursuant to SFP Regulation Sections 1859.193 and 1859.193.1, the District has combined this application with a qualifying SFP application. If the SFP project apportionment is rescinded, this apportionment must also be rescinded.

**APPLICANT DATA**

<b>Application No:</b> 59/64774-00-001 <b>County:</b> Los Angeles <b>Applicant:</b> Lynwood Unified	<b>Site Name:</b> Lynwood High <b>Industry Sector:</b> Health Science and Medical Technology <b>Pathway:</b> Patient Care
---	---

**PROJECT DATA**

<b>Type of Project:</b>	Modernization
<b>Reservation of Funds:</b>	Y
<b>Loan Requested:</b>	N
<b>Qualifying SFP Project:</b>	n/a
<b>Number of CTE Classrooms:</b>	2
<b>SFP Classroom Allowance Deduction:</b>	n/a

**GRANT DATA**

<b>Eligible Project Costs (50%)</b>	
<b>Construction:</b>	\$ 157,311.00
<b>Equipment:</b>	91,635.00
<b>Site Development:</b>	-
<b>SFP Deduction:</b>	0.00
<b>Total State Share (50%)</b>	248,946.00
<b>District Share (50%)</b>	248,946.00
<b>Total Project Costs</b>	<b>\$ 497,892.00</b>

**PROJECT FINANCING**

	Fund Code		
<b>State Share (50%)</b>			
<b>This Project</b>	<b>951-600</b>	<b>\$</b>	<b>248,946.00</b>
<b>District Share (50%)</b>			
<b>Cash Contribution</b>			248,946.00
<b>Total Project Cost</b>		<b>\$</b>	<b>497,892.00</b>

**Funding Source: Proposition 51 Bonds/2016-Nov.**

Pursuant to the Board's action on March 11, 2009, this application is presented for unfunded approval and placement on the Unfunded List (Lack of AB 55 Loans). This approval does not constitute a guarantee or commitment of future State funding.

Pursuant to School Facility Program Regulation Section 1859.90.4, the applicant is required to submit a signed Grant Agreement for the project prior to or concurrent with a request for the release of funds.

Pursuant to School Facility Program Regulation Section 1859.199, the State portion of any and all project savings realized from the funding of a Career Technical Education Facilities Program project must be returned to the State.

The Applicant shall ensure that it is in compliance with all applicable laws, regulations and certifications it made on the program forms.

The Applicant is responsible for ensuring that the project is compliant with Prevailing Wage Monitoring and/or Labor Compliance Program requirements at the time construction contracts are executed and/or construction commenced.

The Applicant has requested a Reservation of Funds. Pursuant to School Facility Program Regulation Section 1859.197, the Applicant is required to submit the California Department of Education plan approval and the Division of the State Architect approved plans and specifications to the Office of Public School Construction within 12 months of receiving an Apportionment. If this requirement is not met, the Apportionment will be rescinded without further Board action.

**APPLICANT DATA**

<b>Application No:</b> 59/66977-00-001 <b>County:</b> Riverside <b>Applicant:</b> Alvord Unified	<b>Site Name:</b> La Sierra High <b>Industry Sector:</b> Hospitality, Tourism, and Recreation <b>Pathway:</b> Food Service and Hospitality
--	--

**PROJECT DATA**

<b>Type of Project:</b>	Modernization
<b>Reservation of Funds:</b>	Y
<b>Loan Requested:</b>	N
<b>Qualifying SFP Project:</b>	n/a
<b>Number of CTE Classrooms:</b>	2
<b>SFP Classroom Allowance Deduction:</b>	n/a

**GRANT DATA**

<b>Eligible Project Costs (50%)</b>	
<b>Construction:</b>	\$ 1,093,874.00
<b>Equipment:</b>	405,654.00
<b>Site Development:</b>	-
<b>SFP Deduction:</b>	0.00
<b>Total State Share (50%)</b>	<u>1,499,528.00</u>
<b>District Share (50%)</b>	<u>1,499,528.00</u>
<b>Total Project Costs</b>	<b>\$ 2,999,056.00</b>

**PROJECT FINANCING**

	<b>Fund Code</b>		
<b>State Share (50%)</b>			
<b>This Project</b>	<b>951-600</b>	\$	1,499,528.00
<b>District Share (50%)</b>			
<b>Cash Contribution</b>			1,499,528.00
<b>Total Project Cost</b>		<b>\$</b>	<b><u>2,999,056.00</u></b>

**Funding Source: Proposition 51 Bonds/2016-Nov.**

Pursuant to the Board's action on March 11, 2009, this application is presented for unfunded approval and placement on the Unfunded List (Lack of AB 55 Loans). This approval does not constitute a guarantee or commitment of future State funding.

Pursuant to School Facility Program Regulation Section 1859.90.4, the applicant is required to submit a signed Grant Agreement for the project prior to or concurrent with a request for the release of funds.

Pursuant to School Facility Program Regulation Section 1859.199, the State portion of any and all project savings realized from the funding of a Career Technical Education Facilities Program project must be returned to the State.

The Applicant shall ensure that it is in compliance with all applicable laws, regulations and certifications it made on the program forms.

The Applicant is responsible for ensuring that the project is compliant with Prevailing Wage Monitoring and/or Labor Compliance Program requirements at the time construction contracts are executed and/or construction commenced.

The Applicant has requested a Reservation of Funds. Pursuant to School Facility Program Regulation Section 1859.197, the Applicant is required to submit the California Department of Education plan approval and the Division of the State Architect approved plans and specifications to the Office of Public School Construction within 12 months of receiving an Apportionment. If this requirement is not met, the Apportionment will be rescinded without further Board action.

**APPLICANT DATA**

<b>Application No:</b>	55/75242-02-002	<b>Site Name:</b>	Orange Vista High
<b>County:</b>	Riverside	<b>Industry Sector:</b>	Arts, Media, and Entertainment
<b>Applicant:</b>	Val Verde Unified	<b>Pathway:</b>	Production and Managerial Arts

**PROJECT DATA**

<b>Type of Project:</b>	New Construction
<b>Reservation of Funds:</b>	Y
<b>Loan Requested:</b>	N
<b>Qualifying SFP Project:</b>	50/75242-02-002
<b>Number of CTE Classrooms:</b>	1
<b>SFP Classroom Allowance Deduction:</b>	\$191,040.00

**GRANT DATA**

<b>Eligible Project Costs (50%)</b>	
<b>Construction:</b>	\$ 325,901.00
<b>Equipment:</b>	105,080.00
<b>Site Development:</b>	-
<b>SFP Deduction:</b>	(191,040.00)
<b>Total State Share (50%)</b>	239,941.00
<b>District Share (50%)</b>	239,941.00
<b>Total Project Costs</b>	<b>\$ 479,882.00</b>

**PROJECT FINANCING**

<b>Fund Code</b>		
<b>State Share (50%)</b>		
<b>This Project</b>	<b>951-600</b>	<b>\$ 239,941.00</b>
<b>District Share (50%)</b>		
<b>Cash Contribution</b>		239,941.00
<b>Total Project Cost</b>		<b>\$ 479,882.00</b>

**Funding Source: Proposition 51 Bonds/2016-Nov.**

Pursuant to the Board's action on March 11, 2009, this application is presented for unfunded approval and placement on the Unfunded List (Lack of AB 55 Loans). This approval does not constitute a guarantee or commitment of future State funding.

Pursuant to School Facility Program Regulation Section 1859.90.4, the applicant is required to submit a signed Grant Agreement for the project prior to or concurrent with a request for the release of funds.

Pursuant to School Facility Program Regulation Section 1859.199, the State portion of any and all project savings realized from the funding of a Career Technical Education Facilities Program project must be returned to the State.

The Applicant shall ensure that it is in compliance with all applicable laws, regulations and certifications it made on the program forms.

The Applicant is responsible for ensuring that the project is compliant with Prevailing Wage Monitoring and/or Labor Compliance Program requirements at the time construction contracts are executed and/or construction commenced.

The Applicant has requested a Reservation of Funds. Pursuant to School Facility Program Regulation Section 1859.197, the Applicant is required to submit the California Department of Education plan approval and the Division of the State Architect approved plans and specifications to the Office of Public School Construction within 12 months of receiving an Apportionment. If this requirement is not met, the Apportionment will be rescinded without further Board action.

Pursuant to SFP Regulation Sections 1859.193 and 1859.193.1, the District has combined this application with a qualifying SFP application. If the SFP project apportionment is rescinded, this apportionment must also be rescinded.

**APPLICANT DATA**

<b>Application No:</b>	55/67173-00-001	<b>Site Name:</b>	Desert Hot Springs High
<b>County:</b>	Riverside	<b>Industry Sector:</b>	Energy, Environment, and Utilities
<b>Applicant:</b>	Palm Springs Unified	<b>Pathway:</b>	Energy and Power Technology

**PROJECT DATA**

<b>Type of Project:</b>	New Construction
<b>Reservation of Funds:</b>	Y
<b>Loan Requested:</b>	N
<b>Qualifying SFP Project:</b>	n/a
<b>Number of CTE Classrooms:</b>	2
<b>SFP Classroom Allowance Deduction:</b>	n/a

**GRANT DATA**

<b>Eligible Project Costs (50%)</b>	
<b>Construction:</b>	\$ 2,097,327.00
<b>Equipment:</b>	-
<b>Site Development:</b>	511,564.00
<b>SFP Deduction:</b>	0.00
<b>Total State Share (50%)</b>	2,608,891.00
<b>District Share (50%)</b>	2,608,891.00
<b>Total Project Costs</b>	<b>\$ 5,217,782.00</b>

**PROJECT FINANCING**

	<b>Fund Code</b>	
<b>State Share (50%)</b>		
<b>This Project</b>	<b>951-600</b>	\$ 2,608,891.00
<b>District Share (50%)</b>		
<b>Cash Contribution</b>		2,608,891.00
<b>Total Project Cost</b>		<b>\$ 5,217,782.00</b>

**Funding Source: Proposition 51 Bonds/2016-Nov.**

Pursuant to the Board's action on March 11, 2009, this application is presented for unfunded approval and placement on the Unfunded List (Lack of AB 55 Loans). This approval does not constitute a guarantee or commitment of future State funding.

Pursuant to School Facility Program Regulation Section 1859.90.4, the applicant is required to submit a signed Grant Agreement for the project prior to or concurrent with a request for the release of funds.

Pursuant to School Facility Program Regulation Section 1859.199, the State portion of any and all project savings realized from the funding of a Career Technical Education Facilities Program project must be returned to the State.

The Applicant shall ensure that it is in compliance with all applicable laws, regulations and certifications it made on the program forms.

The Applicant is responsible for ensuring that the project is compliant with Prevailing Wage Monitoring and/or Labor Compliance Program requirements at the time construction contracts are executed and/or construction commenced.

The Applicant has requested a Reservation of Funds. Pursuant to School Facility Program Regulation Section 1859.197, the Applicant is required to submit the California Department of Education plan approval and the Division of the State Architect approved plans and specifications to the Office of Public School Construction within 12 months of receiving an Apportionment. If this requirement is not met, the Apportionment will be rescinded without further Board action.

**APPLICANT DATA**

<b>Application No:</b>	55/66266-00-005	<b>Site Name:</b>	Vintage High
<b>County:</b>	Napa	<b>Industry Sector:</b>	Hospitality, Tourism, and Recreation
<b>Applicant:</b>	Napa Valley Unified	<b>Pathway:</b>	Food Service and Hospitality

**PROJECT DATA**

<b>Type of Project:</b>	New Construction
<b>Reservation of Funds:</b>	Y
<b>Loan Requested:</b>	N
<b>Qualifying SFP Project:</b>	n/a
<b>Number of CTE Classrooms:</b>	1
<b>SFP Classroom Allowance Deduction:</b>	n/a

**GRANT DATA**

<b>Eligible Project Costs (50%)</b>	
<b>Construction:</b>	\$ 1,047,277.00
<b>Equipment:</b>	148,363.00
<b>Site Development:</b>	484,573.00
<b>SFP Deduction:</b>	0.00
<b>Total State Share (50%)</b>	1,680,213.00
<b>District Share (50%)</b>	1,680,213.00
<b>Total Project Costs</b>	<b>\$ 3,360,426.00</b>

**PROJECT FINANCING**

	<b>Fund Code</b>	
<b>State Share (50%)</b>		
<b>This Project</b>	<b>951-600</b>	\$ 1,680,213.00
<b>District Share (50%)</b>		
<b>Cash Contribution</b>		1,680,213.00
<b>Total Project Cost</b>		<b>\$ 3,360,426.00</b>

**Funding Source: Proposition 51 Bonds/2016-Nov.**

Pursuant to the Board's action on March 11, 2009, this application is presented for unfunded approval and placement on the Unfunded List (Lack of AB 55 Loans). This approval does not constitute a guarantee or commitment of future State funding.

Pursuant to School Facility Program Regulation Section 1859.90.4, the applicant is required to submit a signed Grant Agreement for the project prior to or concurrent with a request for the release of funds.

Pursuant to School Facility Program Regulation Section 1859.199, the State portion of any and all project savings realized from the funding of a Career Technical Education Facilities Program project must be returned to the State.

The Applicant shall ensure that it is in compliance with all applicable laws, regulations and certifications it made on the program forms.

The Applicant is responsible for ensuring that the project is compliant with Prevailing Wage Monitoring and/or Labor Compliance Program requirements at the time construction contracts are executed and/or construction commenced.

The Applicant has requested a Reservation of Funds. Pursuant to School Facility Program Regulation Section 1859.197, the Applicant is required to submit the California Department of Education plan approval and the Division of the State Architect approved plans and specifications to the Office of Public School Construction within 12 months of receiving an Apportionment. If this requirement is not met, the Apportionment will be rescinded without further Board action.

**APPLICANT DATA**

<b>Application No:</b>	55/75580-00-004	<b>Site Name:</b>	Liberty High
<b>County:</b>	Madera	<b>Industry Sector:</b>	Manufacturing and Product Development
<b>Applicant:</b>	Golden Valley Unified	<b>Pathway:</b>	Machining and Forming Technologies

**PROJECT DATA**

<b>Type of Project:</b>	New Construction
<b>Reservation of Funds:</b>	N
<b>Loan Requested:</b>	N
<b>Qualifying SFP Project:</b>	n/a
<b>Number of CTE Classrooms:</b>	0
<b>SFP Classroom Allowance Deduction:</b>	n/a

**GRANT DATA**

<b>Eligible Project Costs (50%)</b>	
<b>Construction:</b>	\$ -
<b>Equipment:</b>	234,891.00
<b>Site Development:</b>	-
<b>SFP Deduction:</b>	0.00
<b>Total State Share (50%)</b>	234,891.00
<b>District Share (50%)</b>	234,891.00
<b>Total Project Costs</b>	<b>\$ 469,782.00</b>

**PROJECT FINANCING**

<b>Fund Code</b>		
<b>State Share (50%)</b>		
<b>This Project</b>	<b>951-600</b>	<b>\$ 234,891.00</b>
<b>District Share (50%)</b>		
<b>Cash Contribution</b>		234,891.00
<b>Total Project Cost</b>		<b>\$ 469,782.00</b>

**Funding Source: Proposition 51 Bonds/2016-Nov.**

Pursuant to the Board's action on March 11, 2009, this application is presented for unfunded approval and placement on the Unfunded List (Lack of AB 55 Loans). This approval does not constitute a guarantee or commitment of future State funding.

Pursuant to School Facility Program Regulation Section 1859.90.4, the applicant is required to submit a signed Grant Agreement for the project prior to or concurrent with a request for the release of funds.

Pursuant to School Facility Program Regulation Section 1859.199, the State portion of any and all project savings realized from the funding of a Career Technical Education Facilities Program project must be returned to the State.

The Applicant shall ensure that it is in compliance with all applicable laws, regulations and certifications it made on the program forms.

The Applicant is responsible for ensuring that the project is compliant with Prevailing Wage Monitoring and/or Labor Compliance Program requirements at the time construction contracts are executed and/or construction commenced.



**APPLICANT DATA**

<b>Application No:</b> 59/72694-00-002 <b>County:</b> Yolo <b>Applicant:</b> Washington Unified	<b>Site Name:</b> River City Senior High <b>Industry Sector:</b> Hospitality, Tourism, and Recreation <b>Pathway:</b> Food Service and Hospitality
---	--

**PROJECT DATA**

<b>Type of Project:</b>	Modernization
<b>Reservation of Funds:</b>	Y
<b>Loan Requested:</b>	N
<b>Qualifying SFP Project:</b>	n/a
<b>Number of CTE Classrooms:</b>	4
<b>SFP Classroom Allowance Deduction:</b>	n/a

**GRANT DATA**

<b>Eligible Project Costs (50%)</b>	
<b>Construction:</b>	\$ 1,500,000.00
<b>Equipment:</b>	-
<b>Site Development:</b>	-
<b>SFP Deduction:</b>	0.00
<b>Total State Share (50%)</b>	1,500,000.00
<b>District Share (50%)</b>	1,500,000.00
<b>Total Project Costs</b>	<b>\$ 3,000,000.00</b>

**PROJECT FINANCING**

<b>Fund Code</b>	
<b>State Share (50%)</b>	
<b>This Project</b>	\$ 1,500,000.00
<b>District Share (50%)</b>	
<b>Cash Contribution</b>	1,500,000.00
<b>Total Project Cost</b>	<b>\$ 3,000,000.00</b>

**Funding Source: Proposition 51 Bonds/2016-Nov.**

Pursuant to the Board's action on March 11, 2009, this application is presented for unfunded approval and placement on the Unfunded List (Lack of AB 55 Loans). This approval does not constitute a guarantee or commitment of future State funding.

Pursuant to School Facility Program Regulation Section 1859.90.4, the applicant is required to submit a signed Grant Agreement for the project prior to or concurrent with a request for the release of funds.

Pursuant to School Facility Program Regulation Section 1859.199, the State portion of any and all project savings realized from the funding of a Career Technical Education Facilities Program project must be returned to the State.

The Applicant shall ensure that it is in compliance with all applicable laws, regulations and certifications it made on the program forms.

The Applicant is responsible for ensuring that the project is compliant with Prevailing Wage Monitoring and/or Labor Compliance Program requirements at the time construction contracts are executed and/or construction commenced.

The Applicant has requested a Reservation of Funds. Pursuant to School Facility Program Regulation Section 1859.197, the Applicant is required to submit the California Department of Education plan approval and the Division of the State Architect approved plans and specifications to the Office of Public School Construction within 12 months of receiving an Apportionment. If this requirement is not met, the Apportionment will be rescinded without further Board action.

**APPLICANT DATA**

<b>Application No:</b>	55/65243-00-007	<b>Site Name:</b>	Matilda Torres High
<b>County:</b>	Madera	<b>Industry Sector:</b>	Health Science and Medical Technology
<b>Applicant:</b>	Madera Unified	<b>Pathway:</b>	Patient Care Mental and Behavioral Health

**PROJECT DATA**

<b>Type of Project:</b>	New Construction
<b>Reservation of Funds:</b>	N
<b>Loan Requested:</b>	N
<b>Qualifying SFP Project:</b>	50/65243-00-011
<b>Number of CTE Classrooms:</b>	4
<b>SFP Classroom Allowance Deduction:</b>	\$764,160.00

**GRANT DATA**

<b>Eligible Project Costs (50%)</b>	
<b>Construction:</b>	\$ 1,388,102.00
<b>Equipment:</b>	74,020.00
<b>Site Development:</b>	-
<b>SFP Deduction:</b>	(764,160.00)
<b>Total State Share (50%)</b>	697,962.00
<b>District Share (50%)</b>	697,962.00
<b>Total Project Costs</b>	<b>\$ 1,395,924.00</b>

**PROJECT FINANCING**

<b>Fund Code</b>		
<b>State Share (50%)</b>		
<b>This Project</b>	<b>951-600</b>	<b>\$ 697,962.00</b>
<b>District Share (50%)</b>		
<b>Cash Contribution</b>		697,962.00
<b>Total Project Cost</b>		<b>\$ 1,395,924.00</b>

**Funding Source: Proposition 51 Bonds/2016-Nov.**

Pursuant to the Board's action on March 11, 2009, this application is presented for unfunded approval and placement on the Unfunded List (Lack of AB 55 Loans). This approval does not constitute a guarantee or commitment of future State funding.

Pursuant to School Facility Program Regulation Section 1859.90.4, the applicant is required to submit a signed Grant Agreement for the project prior to or concurrent with a request for the release of funds.

Pursuant to School Facility Program Regulation Section 1859.199, the State portion of any and all project savings realized from the funding of a Career Technical Education Facilities Program project must be returned to the State.

The Applicant shall ensure that it is in compliance with all applicable laws, regulations and certifications it made on the program forms.

The Applicant is responsible for ensuring that the project is compliant with Prevailing Wage Monitoring and/or Labor Compliance Program requirements at the time construction contracts are executed and/or construction commenced.

Pursuant to SFP Regulation Sections 1859.193 and 1859.193.1, the District has combined this application with a qualifying SFP application. If the SFP project apportionment is rescinded, this apportionment must also be rescinded.

**APPLICANT DATA**

<b>Application No:</b>	55/71639-00-002	<b>Site Name:</b>	Red Bluff High
<b>County:</b>	Tehama	<b>Industry Sector:</b>	Agriculture and Natural Resources
<b>Applicant:</b>	Red Bluff Joint Union High	<b>Pathway:</b>	Agricultural Business Agricultural Mechanics Agriscience Animal Science Ornamental Horticulture

**PROJECT DATA**

<b>Type of Project:</b>	New Construction
<b>Reservation of Funds:</b>	Y
<b>Loan Requested:</b>	N
<b>Qualifying SFP Project:</b>	n/a
<b>Number of CTE Classrooms:</b>	4
<b>SFP Classroom Allowance Deduction:</b>	n/a

**GRANT DATA**

<b>Eligible Project Costs (50%)</b>	
<b>Construction:</b>	\$ 2,712,964.00
<b>Equipment:</b>	202,773.00
<b>Site Development:</b>	84,263.00
<b>SFP Deduction:</b>	0.00
<b>Total State Share (50%)</b>	3,000,000.00
<b>District Share (50%)</b>	3,000,000.00
<b>Total Project Costs</b>	<b>\$ 6,000,000.00</b>

**PROJECT FINANCING**

<b>Fund Code</b>		
<b>State Share (50%)</b>		
<b>This Project</b>	<b>951-600</b>	<b>\$ 3,000,000.00</b>
<b>District Share (50%)</b>		
<b>Cash Contribution</b>		<b>3,000,000.00</b>
<b>Total Project Cost</b>		<b>\$ 6,000,000.00</b>

**Funding Source: Proposition 51 Bonds/2016-Nov.**

Pursuant to the Board's action on March 11, 2009, this application is presented for unfunded approval and placement on the Unfunded List (Lack of AB 55 Loans). This approval does not constitute a guarantee or commitment of future State funding.

Pursuant to School Facility Program Regulation Section 1859.90.4, the applicant is required to submit a signed Grant Agreement for the project prior to or concurrent with a request for the release of funds.

Pursuant to School Facility Program Regulation Section 1859.199, the State portion of any and all project savings realized from the funding of a Career Technical Education Facilities Program project must be returned to the State.

The Applicant shall ensure that it is in compliance with all applicable laws, regulations and certifications it made on the program forms.

The Applicant is responsible for ensuring that the project is compliant with Prevailing Wage Monitoring and/or Labor Compliance Program requirements at the time construction contracts are executed and/or construction commenced.

The Applicant has requested a Reservation of Funds. Pursuant to School Facility Program Regulation Section 1859.197, the Applicant is required to submit the California Department of Education plan approval and the Division of the State Architect approved plans and specifications to the Office of Public School Construction within 12 months of receiving an Apportionment. If this requirement is not met, the Apportionment will be rescinded without further Board action.

**APPLICANT DATA**

<b>Application No:</b>	59/66068-00-002	<b>Site Name:</b>	King City High
<b>County:</b>	Monterey	<b>Industry Sector:</b>	Agriculture and Natural Resources
<b>Applicant:</b>	South Monterey County High	<b>Pathway:</b>	Agricultural Mechanics Agriscience Animal Science

**PROJECT DATA**

<b>Type of Project:</b>	Modernization
<b>Reservation of Funds:</b>	Y
<b>Loan Requested:</b>	N
<b>Qualifying SFP Project:</b>	n/a
<b>Number of CTE Classrooms:</b>	5
<b>SFP Classroom Allowance Deduction:</b>	n/a

**GRANT DATA**

<b>Eligible Project Costs (50%)</b>	
<b>Construction:</b>	\$ 1,500,000.00
<b>Equipment:</b>	-
<b>Site Development:</b>	-
<b>SFP Deduction:</b>	0.00
<b>Total State Share (50%)</b>	1,500,000.00
<b>District Share (50%)</b>	1,500,000.00
<b>Total Project Costs</b>	<b>\$ 3,000,000.00</b>

**PROJECT FINANCING**

<b>Fund Code</b>		
<b>State Share (50%)</b>		
<b>This Project</b>	<b>951-600</b>	<b>\$ 1,500,000.00</b>
<b>District Share (50%)</b>		
<b>Cash Contribution</b>		1,500,000.00
<b>Total Project Cost</b>		<b>\$ 3,000,000.00</b>

**Funding Source: Proposition 51 Bonds/2016-Nov.**

Pursuant to the Board's action on March 11, 2009, this application is presented for unfunded approval and placement on the Unfunded List (Lack of AB 55 Loans). This approval does not constitute a guarantee or commitment of future State funding.

Pursuant to School Facility Program Regulation Section 1859.90.4, the applicant is required to submit a signed Grant Agreement for the project prior to or concurrent with a request for the release of funds.

Pursuant to School Facility Program Regulation Section 1859.199, the State portion of any and all project savings realized from the funding of a Career Technical Education Facilities Program project must be returned to the State.

The Applicant shall ensure that it is in compliance with all applicable laws, regulations and certifications it made on the program forms.

The Applicant is responsible for ensuring that the project is compliant with Prevailing Wage Monitoring and/or Labor Compliance Program requirements at the time construction contracts are executed and/or construction commenced.

The Applicant has requested a Reservation of Funds. Pursuant to School Facility Program Regulation Section 1859.197, the Applicant is required to submit the California Department of Education plan approval and the Division of the State Architect approved plans and specifications to the Office of Public School Construction within 12 months of receiving an Apportionment. If this requirement is not met, the Apportionment will be rescinded without further Board action.

**APPLICANT DATA**

<b>Application No:</b> 55/64725-00-007	<b>Site Name:</b> Jordan High
<b>County:</b> Los Angeles	<b>Industry Sector:</b> Health Science and Medical Technology
<b>Applicant:</b> Long Beach Unified	<b>Pathway:</b> Patient Care

**PROJECT DATA**

<b>Type of Project:</b>	New Construction
<b>Reservation of Funds:</b>	Y
<b>Loan Requested:</b>	N
<b>Qualifying SFP Project:</b>	n/a
<b>Number of CTE Classrooms:</b>	2
<b>SFP Classroom Allowance Deduction:</b>	n/a

**GRANT DATA**

<b>Eligible Project Costs (50%)</b>	
<b>Construction:</b>	\$ 1,388,977.00
<b>Equipment:</b>	-
<b>Site Development:</b>	-
<b>SFP Deduction:</b>	0.00
<b>Total State Share (50%)</b>	1,388,977.00
<b>District Share (50%)</b>	1,388,977.00
<b>Total Project Costs</b>	<b>\$ 2,777,954.00</b>

**PROJECT FINANCING**

<b>Fund Code</b>		
<b>State Share (50%)</b>		
<b>This Project</b>	<b>951-600</b>	\$ 1,388,977.00
<b>District Share (50%)</b>		
<b>Cash Contribution</b>		1,388,977.00
<b>Total Project Cost</b>		<b>\$ 2,777,954.00</b>

**Funding Source: Proposition 51 Bonds/2016-Nov.**

Pursuant to the Board's action on March 11, 2009, this application is presented for unfunded approval and placement on the Unfunded List (Lack of AB 55 Loans). This approval does not constitute a guarantee or commitment of future State funding.

Pursuant to School Facility Program Regulation Section 1859.90.4, the applicant is required to submit a signed Grant Agreement for the project prior to or concurrent with a request for the release of funds.

Pursuant to School Facility Program Regulation Section 1859.199, the State portion of any and all project savings realized from the funding of a Career Technical Education Facilities Program project must be returned to the State.

The Applicant shall ensure that it is in compliance with all applicable laws, regulations and certifications it made on the program forms.

The Applicant is responsible for ensuring that the project is compliant with Prevailing Wage Monitoring and/or Labor Compliance Program requirements at the time construction contracts are executed and/or construction commenced.

The Applicant has requested a Reservation of Funds. Pursuant to School Facility Program Regulation Section 1859.197, the Applicant is required to submit the California Department of Education plan approval and the Division of the State Architect approved plans and specifications to the Office of Public School Construction within 12 months of receiving an Apportionment. If this requirement is not met, the Apportionment will be rescinded without further Board action.

**APPLICANT DATA**

<b>Application No:</b> 55/66944-00-003 <b>County:</b> Placer <b>Applicant:</b> Tahoe-Truckee Unified	<b>Site Name:</b> North Tahoe High <b>Industry Sector:</b> Hospitality, Tourism, and Recreation <b>Pathway:</b> Food Service and Hospitality
--	--

**PROJECT DATA**

<b>Type of Project:</b>	New Construction
<b>Reservation of Funds:</b>	Y
<b>Loan Requested:</b>	N
<b>Qualifying SFP Project:</b>	50/66944-00-005
<b>Number of CTE Classrooms:</b>	2
<b>SFP Classroom Allowance Deduction:</b>	\$382,080.00

**GRANT DATA**

<b>Eligible Project Costs (50%)</b>	
<b>Construction:</b>	\$ 1,321,656.00
<b>Equipment:</b>	-
<b>Site Development:</b>	-
<b>SFP Deduction:</b>	(382,080.00)
<b>Total State Share (50%)</b>	939,576.00
<b>District Share (50%)</b>	939,576.00
<b>Total Project Costs</b>	<b>\$ 1,879,152.00</b>

**PROJECT FINANCING**

<b>Fund Code</b>	
<b>State Share (50%)</b>	
<b>This Project</b>	951-600 \$ 939,576.00
<b>District Share (50%)</b>	
<b>Cash Contribution</b>	939,576.00
<b>Total Project Cost</b>	<b>\$ 1,879,152.00</b>

**Funding Source: Proposition 51 Bonds/2016-Nov.**

Pursuant to the Board's action on March 11, 2009, this application is presented for unfunded approval and placement on the Unfunded List (Lack of AB 55 Loans). This approval does not constitute a guarantee or commitment of future State funding.

Pursuant to School Facility Program Regulation Section 1859.90.4, the applicant is required to submit a signed Grant Agreement for the project prior to or concurrent with a request for the release of funds.

Pursuant to School Facility Program Regulation Section 1859.199, the State portion of any and all project savings realized from the funding of a Career Technical Education Facilities Program project must be returned to the State.

The Applicant shall ensure that it is in compliance with all applicable laws, regulations and certifications it made on the program forms.

The Applicant is responsible for ensuring that the project is compliant with Prevailing Wage Monitoring and/or Labor Compliance Program requirements at the time construction contracts are executed and/or construction commenced.

The Applicant has requested a Reservation of Funds. Pursuant to School Facility Program Regulation Section 1859.197, the Applicant is required to submit the California Department of Education plan approval and the Division of the State Architect approved plans and specifications to the Office of Public School Construction within 12 months of receiving an Apportionment. If this requirement is not met, the Apportionment will be rescinded without further Board action.

Pursuant to SFP Regulation Sections 1859.193 and 1859.193.1, the District has combined this application with a qualifying SFP application. If the SFP project apportionment is rescinded, this apportionment must also be rescinded.

**APPLICANT DATA**

<b>Application No:</b> 55/62158-00-001 <b>County:</b> Fresno <b>Applicant:</b> Fowler Unified	<b>Site Name:</b> Fowler High <b>Industry Sector:</b> Agriculture and Natural Resources <b>Pathway:</b> Agriscience
---	---

**PROJECT DATA**

**Type of Project:** New Construction  
**Reservation of Funds:** Y  
**Loan Requested:** N  
**Qualifying SFP Project:** 50/62158-00-002  
**Number of CTE Classrooms:** 0  
**SFP Classroom Allowance Deduction:** n/a

**GRANT DATA**

**Eligible Project Costs (50%)**

<b>Construction:</b>	\$ 770,655.00
<b>Equipment:</b>	35,122.00
<b>Site Development:</b>	-
<b>SFP Deduction:</b>	0.00
<b>Total State Share (50%)</b>	<u>805,777.00</u>
<b>District Share (50%)</b>	<u>805,777.00</u>
<b>Total Project Costs</b>	<b>\$ 1,611,554.00</b>

**PROJECT FINANCING**

	Fund Code		
<b>State Share (50%)</b>			
<b>This Project</b>	<b>951-600</b>	\$	805,777.00
<b>District Share (50%)</b>			
<b>Cash Contribution</b>			805,777.00
<b>Total Project Cost</b>		<b>\$</b>	<b><u>1,611,554.00</u></b>

**Funding Source: Proposition 51 Bonds/2016-Nov.**

Pursuant to the Board's action on March 11, 2009, this application is presented for unfunded approval and placement on the Unfunded List (Lack of AB 55 Loans). This approval does not constitute a guarantee or commitment of future State funding.

Pursuant to School Facility Program Regulation Section 1859.90.4, the applicant is required to submit a signed Grant Agreement for the project prior to or concurrent with a request for the release of funds.

Pursuant to School Facility Program Regulation Section 1859.199, the State portion of any and all project savings realized from the funding of a Career Technical Education Facilities Program project must be returned to the State.

The Applicant shall ensure that it is in compliance with all applicable laws, regulations and certifications it made on the program forms.

The Applicant is responsible for ensuring that the project is compliant with Prevailing Wage Monitoring and/or Labor Compliance Program requirements at the time construction contracts are executed and/or construction commenced.

The Applicant has requested a Reservation of Funds. Pursuant to School Facility Program Regulation Section 1859.197, the Applicant is required to submit the California Department of Education plan approval and the Division of the State Architect approved plans and specifications to the Office of Public School Construction within 12 months of receiving an Apportionment. If this requirement is not met, the Apportionment will be rescinded without further Board action.

Pursuant to SFP Regulation Sections 1859.193 and 1859.193.1, the District has combined this application with a qualifying SFP application. If the SFP project apportionment is rescinded, this apportionment must also be rescinded.

**APPLICANT DATA**

<b>Application No:</b>	55/62166-00-010	<b>Site Name:</b>	Duncan (Erma) Polytechnical High
<b>County:</b>	Fresno	<b>Industry Sector:</b>	Health Science and Medical Technology
<b>Applicant:</b>	Fresno Unified	<b>Pathway:</b>	Patient Care

**PROJECT DATA**

<b>Type of Project:</b>	New Construction
<b>Reservation of Funds:</b>	Y
<b>Loan Requested:</b>	N
<b>Qualifying SFP Project:</b>	n/a
<b>Number of CTE Classrooms:</b>	5
<b>SFP Classroom Allowance Deduction:</b>	n/a

**GRANT DATA**

<b>Eligible Project Costs (50%)</b>	
<b>Construction:</b>	\$ 1,931,234.00
<b>Equipment:</b>	-
<b>Site Development:</b>	1,068,766.00
<b>SFP Deduction:</b>	0.00
<b>Total State Share (50%)</b>	<u>3,000,000.00</u>
<b>District Share (50%)</b>	<u>3,000,000.00</u>
<b>Total Project Costs</b>	<b>\$ 6,000,000.00</b>

**PROJECT FINANCING**

	<b>Fund Code</b>	
<b>State Share (50%)</b>		
<b>This Project</b>	<b>951-600</b>	<b>\$ 3,000,000.00</b>
<b>District Share (50%)</b>		
<b>Cash Contribution</b>		<b>3,000,000.00</b>
<b>Total Project Cost</b>		<b>\$ 6,000,000.00</b>

**Funding Source: Proposition 51 Bonds/2016-Nov.**

Pursuant to the Board's action on March 11, 2009, this application is presented for unfunded approval and placement on the Unfunded List (Lack of AB 55 Loans). This approval does not constitute a guarantee or commitment of future State funding.

Pursuant to School Facility Program Regulation Section 1859.90.4, the applicant is required to submit a signed Grant Agreement for the project prior to or concurrent with a request for the release of funds.

Pursuant to School Facility Program Regulation Section 1859.199, the State portion of any and all project savings realized from the funding of a Career Technical Education Facilities Program project must be returned to the State.

The Applicant shall ensure that it is in compliance with all applicable laws, regulations and certifications it made on the program forms.

The Applicant is responsible for ensuring that the project is compliant with Prevailing Wage Monitoring and/or Labor Compliance Program requirements at the time construction contracts are executed and/or construction commenced.

The Applicant has requested a Reservation of Funds. Pursuant to School Facility Program Regulation Section 1859.197, the Applicant is required to submit the California Department of Education plan approval and the Division of the State Architect approved plans and specifications to the Office of Public School Construction within 12 months of receiving an Apportionment. If this requirement is not met, the Apportionment will be rescinded without further Board action.



**APPLICANT DATA**

<b>Application No:</b> 55/65417-00-002 <b>County:</b> Marin <b>Applicant:</b> Novato Unified	<b>Site Name:</b> San Marin High <b>Industry Sector:</b> Health Science and Medical Technology <b>Pathway:</b> Biotechnology
--	--

**PROJECT DATA**

<b>Type of Project:</b>	New Construction
<b>Reservation of Funds:</b>	Y
<b>Loan Requested:</b>	N
<b>Qualifying SFP Project:</b>	n/a
<b>Number of CTE Classrooms:</b>	2
<b>SFP Classroom Allowance Deduction:</b>	n/a

**GRANT DATA**

<b>Eligible Project Costs (50%)</b>	
<b>Construction:</b>	\$ 1,333,980.00
<b>Equipment:</b>	94,500.00
<b>Site Development:</b>	-
<b>SFP Deduction:</b>	0.00
<b>Total State Share (50%)</b>	1,428,480.00
<b>District Share (50%)</b>	1,428,480.00
<b>Total Project Costs</b>	<b>\$ 2,856,960.00</b>

**PROJECT FINANCING**

<b>Fund Code</b>	
<b>State Share (50%)</b>	
<b>This Project</b>	951-600 \$ 1,428,480.00
<b>District Share (50%)</b>	
<b>Cash Contribution</b>	1,428,480.00
<b>Total Project Cost</b>	<b>\$ 2,856,960.00</b>

**Funding Source: Proposition 51 Bonds/2016-Nov.**

Pursuant to the Board's action on March 11, 2009, this application is presented for unfunded approval and placement on the Unfunded List (Lack of AB 55 Loans). This approval does not constitute a guarantee or commitment of future State funding.

Pursuant to School Facility Program Regulation Section 1859.90.4, the applicant is required to submit a signed Grant Agreement for the project prior to or concurrent with a request for the release of funds.

Pursuant to School Facility Program Regulation Section 1859.199, the State portion of any and all project savings realized from the funding of a Career Technical Education Facilities Program project must be returned to the State.

The Applicant shall ensure that it is in compliance with all applicable laws, regulations and certifications it made on the program forms.

The Applicant is responsible for ensuring that the project is compliant with Prevailing Wage Monitoring and/or Labor Compliance Program requirements at the time construction contracts are executed and/or construction commenced.

The Applicant has requested a Reservation of Funds. Pursuant to School Facility Program Regulation Section 1859.197, the Applicant is required to submit the California Department of Education plan approval and the Division of the State Architect approved plans and specifications to the Office of Public School Construction within 12 months of receiving an Apportionment. If this requirement is not met, the Apportionment will be rescinded without further Board action.

**APPLICANT DATA**

<b>Application No:</b>	59/61424-00-008	<b>Site Name:</b>	Chico Senior High
<b>County:</b>	Butte	<b>Industry Sector:</b>	Agriculture and Natural Resources
<b>Applicant:</b>	Chico Unified	<b>Pathway:</b>	Ornamental Horticulture Agricultural Mechanics Agriscience

**PROJECT DATA**

<b>Type of Project:</b>	Modernization
<b>Reservation of Funds:</b>	Y
<b>Loan Requested:</b>	N
<b>Qualifying SFP Project:</b>	n/a
<b>Number of CTE Classrooms:</b>	2
<b>SFP Classroom Allowance Deduction:</b>	n/a

**GRANT DATA**

<b>Eligible Project Costs (50%)</b>	
<b>Construction:</b>	\$ 349,841.00
<b>Equipment:</b>	14,081.00
<b>Site Development:</b>	-
<b>SFP Deduction:</b>	0.00
<b>Total State Share (50%)</b>	363,922.00
<b>District Share (50%)</b>	363,922.00
<b>Total Project Costs</b>	<b>\$ 727,844.00</b>

**PROJECT FINANCING**

	<b>Fund Code</b>	
<b>State Share (50%)</b>		
<b>This Project</b>	<b>951-600</b>	\$ 363,922.00
<b>District Share (50%)</b>		
<b>Cash Contribution</b>		363,922.00
<b>Total Project Cost</b>		<b>\$ 727,844.00</b>

**Funding Source: Proposition 51 Bonds/2016-Nov.**

Pursuant to the Board's action on March 11, 2009, this application is presented for unfunded approval and placement on the Unfunded List (Lack of AB 55 Loans). This approval does not constitute a guarantee or commitment of future State funding.

Pursuant to School Facility Program Regulation Section 1859.90.4, the applicant is required to submit a signed Grant Agreement for the project prior to or concurrent with a request for the release of funds.

Pursuant to School Facility Program Regulation Section 1859.199, the State portion of any and all project savings realized from the funding of a Career Technical Education Facilities Program project must be returned to the State.

The Applicant shall ensure that it is in compliance with all applicable laws, regulations and certifications it made on the program forms.

The Applicant is responsible for ensuring that the project is compliant with Prevailing Wage Monitoring and/or Labor Compliance Program requirements at the time construction contracts are executed and/or construction commenced.

The Applicant has requested a Reservation of Funds. Pursuant to School Facility Program Regulation Section 1859.197, the Applicant is required to submit the California Department of Education plan approval and the Division of the State Architect approved plans and specifications to the Office of Public School Construction within 12 months of receiving an Apportionment. If this requirement is not met, the Apportionment will be rescinded without further Board action.

ITEM WITHDRAWN

CAREER TECHNICAL EDUCATION FACILITIES PROGRAM  
ADDITIONAL FUNDING CYCLE(S)

**Tentative Workload**

**June 2019**

**ACTION ITEMS**

**REPORTS, DISCUSSION and INFORMATION ITEMS**

Standard Information Items

**FINANCIAL REPORTS**

Status of Fund Releases

Status of Funds

---

**Tentative Workload**

**July 2019**

**ACTION ITEMS**

**REPORTS, DISCUSSION and INFORMATION ITEMS**

Standard Information Items

**FINANCIAL REPORTS**

Status of Fund Releases

Status of Funds

---

**Tentative Workload**

**August 2019**

**ACTION ITEMS**

**REPORTS, DISCUSSION and INFORMATION ITEMS**

Standard Information Items

**FINANCIAL REPORTS**

Status of Fund Releases

Status of Funds

## APPEALS Received as of April 30, 2019

Appeal Received Date	District/County	Tentative SAB Date*	Description
11/1/18	Klamath-Trinity Joint Unified School District/Humboldt	6/2019	District requests site development costs previously disallowed.
1/3/19	Yuba County Office of Education/Yuba	6/2019	COE is requesting approval to add project scope to a new construction project on the School Facility Program Workload List.
1/10/19	Biggs Unified School District/Butte	6/2019	District is requesting Financial Hardship status based on "Other Evidence"
1/25/19	Pixley Union Elementary School District/Tulare	7/2019	District requests to use new construction eligibility at the time the funding application was originally submitted.
3/25/19	Solano County Office of Education/Solano	7/2019	District requests reinstatement of two applications rescinded due to non participation in Priority Funding.

\*Please note: Tentative SAB Date is not a guaranteed meeting date and may be subject to change.

**STATE ALLOCATION BOARD MEETING DATES**

The State Allocation Board (SAB) meeting dates for the 2019 calendar year are as follows:

<u>Board Date</u>	<u>Type of Meeting</u>
June 26, 2019*	Monthly (Consent/Appeals/Action)
July 24, 2019*	Monthly (Consent/Appeals/Action)
August 28, 2019*	Monthly (Consent/Appeals/Action)
September 25, 2019*	Monthly (Consent/Appeals/Action)
October 23, 2019*	Monthly (Consent/Appeals/Action)
December 2019*	Monthly (Consent/Appeals/Action)

\*The projected dates and time will be determined upon the discussion with the Vice-Chair and Chair based on workload.

The SAB meets in different rooms within the State Capitol at 4:00 p.m. when the State Legislature is in session and at 2:00 p.m. when the State Legislature is out on recess. Due to scheduling changes within the Legislature, some of the SAB meetings may be canceled or changed with short notice.

## **INFORMATION ITEM**

### **SCHOOL FACILITY PROGRAM NEW CONSTRUCTION AND MODERNIZATION UNFUNDED LIST (as of March 27, 2019)**

The New Construction and Modernization projects on this list have received an “unfunded” approval by the State Allocation Board (SAB). Note that an “unfunded” approval does not guarantee a future apportionment by the SAB.

Published monthly in the SAB Agenda.

This report is also on the OPSC Web site at:  
[www.dgs.ca.gov/opsc](http://www.dgs.ca.gov/opsc)





Unfunded Approvals as of  
April 24, 2019 SAB

County	School District	Application Number	Program	Approval	Received Date	SAB Unfunded Approval	Financial Hardship Apportionment	Loan	State Share	Total Apportionment	Cumulative Amount	Submitted Certification Letter November 2018	Grant Agreement Received as of 04/30/2019
SAN JOAQUIN	JEFFERSON ELEMENTARY	57/68544-00-001	Modernization	G	3/19/2015	4/24/2019	0.00	0.00	2,583,090.00	2,583,090.00	399,105,590.58	N/A	
SACRAMENTO	ELK GROVE UNIFIED	50/67314-00-044	New Construction	G	3/23/2015	4/24/2019	0.00	0.00	6,099,741.00	6,099,741.00	405,205,331.58	N/A	
SACRAMENTO	ELK GROVE UNIFIED	57/67314-00-019	Modernization	G	3/23/2015	4/24/2019	0.00	0.00	1,349,280.00	1,349,280.00	406,554,611.58	N/A	
SANTA CLARA	FREMONT UNION HIGH	50/69468-04-001	New Construction	G	3/25/2015	4/24/2019	0.00	0.00	1,862,325.00	1,862,325.00	408,416,936.58	N/A	
SANTA CLARA	FREMONT UNION HIGH	57/69468-00-016	Modernization	G	3/25/2015	4/24/2019	0.00	0.00	1,471,457.00	1,471,457.00	409,888,393.58	N/A	
GLENN	CAPAY JOINT UNION ELEMENTARY	57/62554-00-002	Modernization	G	3/27/2015	4/24/2019	727,145.00	0.00	1,142,699.00	1,869,844.00	411,758,237.58	N/A	
SAN BERNARDINO	CHAFFEY JOINT UNION HIGH	50/67652-00-016	New Construction	G	4/3/2015	4/24/2019	0.00	0.00	1,834,990.00	1,834,990.00	413,593,227.58	N/A	
SAN BERNARDINO	CHAFFEY JOINT UNION HIGH	50/67652-00-017	New Construction	G	4/3/2015	4/24/2019	0.00	0.00	2,416,773.00	2,416,773.00	416,010,000.58	N/A	
KERN	BAKERSFIELD CITY ELEMENTARY	57/63321-00-016	Modernization	G	4/8/2015	4/24/2019	0.00	0.00	5,431,830.00	5,431,830.00	421,441,830.58	N/A	
SANTA BARBARA	SANTA MARIA-BONITA	50/69120-00-018	New Construction	G	4/10/2015	4/24/2019	0.00	0.00	1,938,152.00	1,938,152.00	423,379,982.58	N/A	
SANTA BARBARA	SANTA MARIA-BONITA	50/69120-00-019	New Construction	G	4/10/2015	4/24/2019	0.00	0.00	3,185,688.00	3,185,688.00	426,565,670.58	N/A	
ORANGE	IRVINE UNIFIED	50/73650-00-022	New Construction	G	4/13/2015	4/24/2019	0.00	0.00	30,701,042.00	30,701,042.00	457,266,712.58	N/A	
SAN FRANCISCO	SAN FRANCISCO UNIFIED	57/68478-00-055	Modernization	G	4/14/2015	4/24/2019	0.00	0.00	4,547,098.00	4,547,098.00	461,813,810.58	N/A	
LOS ANGELES	SULPHUR SPRINGS UNION ELEMENTARY	50/65045-00-010	New Construction	G	4/28/2015	4/24/2019	0.00	0.00	5,692,799.00	5,692,799.00	467,506,609.58	N/A	
ORANGE	IRVINE UNIFIED	50/73650-00-023	New Construction	G	4/29/2015	4/24/2019	0.00	0.00	39,693,767.00	39,693,767.00	507,200,376.58	N/A	
SAN BERNARDINO	CHAFFEY JOINT UNION HIGH	50/67652-00-018	New Construction	G	5/1/2015	4/24/2019	0.00	0.00	2,815,318.00	2,815,318.00	510,015,694.58	N/A	
SAN FRANCISCO	SAN FRANCISCO UNIFIED	57/68478-00-056	Modernization	G	5/4/2015	4/24/2019	0.00	0.00	3,021,897.00	3,021,897.00	513,037,591.58	N/A	
SAN BERNARDINO	CHAFFEY JOINT UNION HIGH	50/67652-00-019	New Construction	G	5/7/2015	4/24/2019	0.00	0.00	3,543,020.00	3,543,020.00	516,580,611.58	N/A	
SAN DIEGO	SAN DIEGUITO UNION HIGH	50/68346-00-004	New Construction	G	5/8/2015	4/24/2019	0.00	0.00	15,622,238.00	15,622,238.00	532,202,849.58	N/A	
LOS ANGELES	TEMPLE CITY UNIFIED	57/65052-00-009	Modernization	G	5/14/2015	4/24/2019	0.00	0.00	2,507,334.00	2,507,334.00	534,710,183.58	N/A	
FRESNO	BURREL UNION ELEMENTARY	57/62042-00-001	Modernization	D	5/22/2015	4/24/2019	65,793.00	0.00	98,690.00	164,483.00	534,874,666.58	N/A	
FRESNO	SANGER UNIFIED	57/62414-00-014	Modernization	G	5/28/2015	4/24/2019	0.00	0.00	997,535.00	997,535.00	535,872,201.58	N/A	
SAN FRANCISCO	SAN FRANCISCO UNIFIED	57/68478-00-057	Modernization	G	5/29/2015	4/24/2019	0.00	0.00	3,933,037.00	3,933,037.00	539,805,238.58	N/A	
RIVERSIDE	PALM SPRINGS UNIFIED	57/67173-00-009	Modernization	G	6/11/2015	4/24/2019	0.00	0.00	4,034,846.00	4,034,846.00	543,840,084.58	N/A	
LOS ANGELES	TEMPLE CITY UNIFIED	50/65052-00-002	New Construction	G	6/19/2015	4/24/2019	0.00	0.00	213,824.00	213,824.00	544,053,908.58	N/A	
FRESNO	CLOVIS UNIFIED	57/62117-00-047	Modernization	G	6/19/2015	4/24/2019	0.00	0.00	3,083,950.00	3,083,950.00	547,137,858.58	N/A	
TULARE	DINUBA UNIFIED	57/75531-00-010	Modernization	D	6/22/2015	4/24/2019	69,660.00	0.00	104,490.00	174,150.00	547,312,008.58	N/A	
TULARE	DINUBA UNIFIED	57/75531-00-011	Modernization	D	6/22/2015	4/24/2019	17,179.00	0.00	83,592.00	100,771.00	547,412,779.58	N/A	
IMPERIAL	BRAWLEY ELEMENTARY	57/63073-00-002	Modernization	G	6/25/2015	4/24/2019	0.00	0.00	469,748.00	469,748.00	547,882,527.58	N/A	
<b>Total</b>							<b>11,932,921.07</b>	<b>5,839,884.25</b>	<b>530,109,722.26</b>	<b>547,882,527.58</b>			

\*This Unfunded List (Lack of AB 55 Loans) includes \$11.9 million for 12 projects for Charter School Facilities Program Preliminary Apportionments for Design and Site Funding.



## **INFORMATION ITEM**

### SCHOOL FACILITY PROGRAM OFFICE OF PUBLIC SCHOOL CONSTRUCTION FUNDING WORKLOAD LISTING (Applications Received Through April 30, 2019)

The New Construction and Modernization projects on this list represent completed applications awaiting the Office of Public School Construction processing and scheduling to the State Allocation Board.

This list includes future workload that is identified as:

- Pending reflects workload that has been processed by the OPSC but awaiting further information/documentation from the district.
- Reviewing reflects currently being processed by the OPSC.

Pursuant to SFP Regulation Section 1859.95.1, this list also includes applications that were received, but not reviewed by the Office of Public School Construction (OPSC). This list is presented to the State Allocation Board for acknowledgement.

This list is also available on the Internet and is updated on the first and third Fridays of each month.

[www.dgs.ca.gov/opsc](http://www.dgs.ca.gov/opsc)

**SFP APPLICATIONS**  
**New Construction and Charter School Facilities Program**  
 - Workload as of April 30, 2019 -

District	County	Site Name	Application Number	OPSC Date Received	Estimated State Grant (a)	Financial Hardship (b)	Notification Occurred**
Island Union Elementary	Kings	Island Elementary	50/63933-00-001	04/24/14	\$ 5,935,897	\$ 5,935,897	
Irvine Unified	Orange	Northwood High (Culinary Arts)	50/73650-00-024	07/22/15	\$ 453,283	\$ -	2/4/2019
Irvine Unified	Orange	Creekside High (Culinary Arts)	50/73650-00-025	07/22/15	\$ 499,337	\$ -	2/4/2019
Sequoia Union High	San Mateo	Menlo-Atherton High	50/69062-01-006	07/29/15	\$ 2,396,850	\$ -	2/4/2019
Alisal Union	Monterey	Bardin Elementary	50/65961-00-009	07/30/15	\$ 1,072,281	\$ 1,072,281	2/4/2019
Solano County Office of Education	Solano	Armijo High	50/10488-00-029	08/03/15	\$ 971,682	\$ 971,682	2/4/2019
Palm Springs Unified	Riverside	Cielo Vista Charter	50/67173-00-004	08/03/15	\$ 964,455	\$ -	2/4/2019
Oxnard Union High	Ventura	Rancho Campana High	50/72546-00-001	08/03/15	\$ 19,776,228	\$ -	2/4/2019
San Marcos Unified	San Diego	Double Peak	50/73791-00-015	08/03/15	\$ 34,823,016	\$ -	2/4/2019
Irvine Unified	Orange	Jeffrey Trail Middle	50/73650-00-026	08/05/15	\$ 1,149,226	\$ -	2/4/2019
Irvine Unified	Orange	Cypress Village Elemetary	50/73650-00-027	08/05/15	\$ 1,300,562	\$ -	2/4/2019
Santa Maria Joint Union High	Santa Barbara	Santa Maria High	50/69310-00-005	08/06/15	\$ 1,396,468	\$ -	2/4/2019
Downey Unified	Los Angeles	Warren High	50/64451-00-012	08/12/15	\$ 904,943	\$ -	2/4/2019
Fresno Unified	Fresno	Baird Middle	50/62166-00-030	08/17/15	\$ 1,600,107	\$ -	2/4/2019
Merced City Elementary	Merced	Charles Wright Elementary	50/65771-00-017	08/17/15	\$ 189,225	\$ -	2/4/2019
Merced City Elementary	Merced	John Muir Elementar	50/65771-00-018	08/17/15	\$ 400,829	\$ -	2/4/2019
Merced City Elementary	Merced	Burbank Elementary	50/65771-00-019	08/17/15	\$ 378,450	\$ -	2/4/2019
Merced City Elementary	Merced	Rivera Elementary	50/65771-00-020	08/17/15	\$ 5,328,632	\$ -	2/4/2019
Sanger Unified	Fresno	Sanger High	50/62414-00-015	08/19/15	\$ 978,373	\$ -	2/4/2019
Brawley Elementary	Imperial	Barbara Worth Junior High	50/63073-00-001	08/25/15	\$ 2,012,933	\$ -	2/4/2019
Larkspur Elementary	Marin	The Cove	50/65367-00-001	08/28/15	\$ 1,545,351	\$ -	2/4/2019
Dehesa	San Diego	Dehesa Elementary	50/68049-00-001	08/31/15	\$ 2,450,571	\$ -	2/4/2019
Fremont Unified	Alameda	Azeveda (Joseph) Elementary	50/61176-00-005	09/18/15	\$ 1,352,221	\$ -	2/4/2019
Fremont Unified	Alameda	Mattos (John G.) Elementary	50/61176-00-006	09/18/15	\$ 1,391,882	\$ -	2/4/2019
Santa Maria Joint Union High	Santa Barbara	Pioneer Valley High	50/69310-00-006	09/18/15	\$ 3,300,368	\$ -	2/4/2019
Clovis Unified	Fresno	Temperance Clinton Elementary	50/62117-00-021	09/22/15	\$ 11,554,700	\$ -	2/4/2019
Newport-Mesa Unified	Orange	Newport Harbor High	50/66597-00-019	09/22/15	\$ 2,006,783	\$ -	2/4/2019
Victor Elementary	San Bernardino	Arrowhead Elementary	50/67918-00-010	09/28/15	\$ 8,890,173	\$ -	2/4/2019
Grossmont Union High	San Diego	Monte Vista High	50/68130-12-007	10/01/15	\$ 2,497,982	\$ -	2/4/2019
Riverdale Joint Unified	Fresno	Riverdale High	50/75408-00-001	10/01/15	\$ 1,916,025	\$ -	2/4/2019
Sanger Unified	Fresno	Madison Elementary	50/62414-00-016	10/05/15	\$ 1,117,400	\$ -	2/4/2019
Ventura County Office Of Education	Ventura	Gateway Community	50/10561-00-004	10/09/15	\$ 621,901	\$ 621,901	2/4/2019
Shiloh Elementary	Stanislaus	Shiloh Elementary	50/71274-00-001	10/19/15	\$ 2,637,229	\$ 2,637,229	2/4/2019
Fremont Unified	Alameda	Irvington High	50/61176-00-007	10/29/15	\$ 4,926,653	\$ -	2/4/2019
Grossmont Union High	San Diego	Valhala High	50/68130-12-008	10/29/15	\$ 3,858,896	\$ -	2/4/2019
Chico Unified	Butte	Marsh (Harry M.) Junior High	50/61424-00-004	10/30/15	\$ 1,359,460	\$ -	2/4/2019
Chico Unified	Butte	Marsh (Harry M.) Junior High	50/61424-00-005	10/30/15	\$ 779,623	\$ -	2/4/2019
Chico Unified	Butte	Chico Junior High	50/61424-00-006	10/30/15	\$ 1,349,660	\$ -	2/4/2019
Salinas Union High	Monterey	New High #5	50/66159-00-006	10/30/15	\$ 29,477,632	\$ -	2/4/2019
Palm Springs Unified	Riverside	Raymond Cree Middle	50/67173-00-005	10/30/15	\$ 2,932,202	\$ -	2/4/2019
Elk Grove Unified	Sacramento	Anatolia II Elementary	50/67314-00-045	10/30/15	\$ 11,103,115	\$ -	2/4/2019
Orange County Office of Education	Orange	Community School #9	50/10306-00-019	11/02/15	\$ 8,467,056	\$ 8,467,056	2/4/2019
Grossmont Union High	San Diego	Granite Hills High	50/68130-12-009	11/02/15	\$ 2,051,438	\$ -	2/4/2019
Centinela Valley Union High	Los Angeles	Lawndale High	50/64352-00-005	11/13/15	\$ 4,589,460	\$ -	2/4/2019
Sundale Union Elementary	Tulare	Sundale Elementary	50/72173-00-006	11/20/15	\$ 655,814	\$ 655,814	2/4/2019
Oak Valley Union Elementary	Tulare	Oak Valley Elementary	50/72017-00-005	12/01/15	\$ 154,982	\$ 154,982	2/4/2019
Rocklin Unified	Placer	Granite Oaks Middle	50/75085-00-013	12/29/15	\$ 3,481,565	\$ -	2/4/2019
Roseville City Elementary	Placer	W-70 Elementary	50/66910-00-014	01/27/16	\$ 9,632,057	\$ -	2/4/2019

**SFP APPLICATIONS**  
**New Construction and Charter School Facilities Program**  
- Workload as of April 30, 2019 -

<b>District</b>	<b>County</b>	<b>Site Name</b>	<b>Application Number</b>	<b>OPSC Date Received</b>	<b>Estimated State Grant (a)</b>	<b>Financial Hardship (b)</b>	<b>Notification Occurred**</b>
Raisin City Elementary	Fresno	Raisin City Elementary	50/62380-00-001	03/10/16	\$ 3,535,707	\$ 3,535,707	2/4/2019
Visalia Unified	Tulare	New Visalia Middle	50/72256-00-029	03/29/16	\$ 15,096,058	\$ -	2/4/2019
Porterville Unified	Tulare	Belleview Elementary	50/75523-00-007	03/29/16	\$ 3,236,061	\$ -	2/4/2019
Sequoia Union High	San Mateo	Sequoia High	50/69062-00-014	04/05/16	\$ 453,283	\$ -	2/4/2019
Sequoia Union High	San Mateo	Carlmont High	50/69062-00-015	04/06/16	\$ 5,162,761	\$ -	2/4/2019
Clay Joint Elementary	Fresno	Clay Elementary	50/62109-00-002	04/11/16	\$ 28,870	\$ 28,870	2/4/2019
Natomas Unified	Sacramento	Natomas Star Academy Charter	50/75283-00-015	04/12/16	\$ 8,792,567	\$ -	2/4/2019
San Ramon Valley Unified	Contra Costa	Dougherty Valley High	50/61804-00-041	04/14/16	\$ 4,048,034	\$ -	2/4/2019
Sanger Unified	Fresno	John Wash	50/62414-00-017	04/25/16	\$ 2,221,535	\$ -	2/4/2019
Downey Unified	Los Angeles	Warren High	50/64451-00-013	04/25/16	\$ 1,390,932	\$ -	2/4/2019
San Ramon Valley Unified	Contra Costa	Bella Vista Elementary	50/61804-00-040	05/06/16	\$ 10,890,387	\$ -	2/4/2019
Chaffey Joint Union High	San Bernardino	Chaffey High	50/67652-00-020	05/12/16	\$ 13,256,842	\$ -	2/4/2019
Irvine Unified	Orange	Portola Springs Elementary	50/73650-00-028	06/01/16	\$ 1,421,676	\$ -	2/4/2019
Santa Rita Union Elementary	Monterey	Kantro K-8 Site	50/66191-00-008	06/02/16	\$ 1,110,400	\$ 1,110,400	2/4/2019
Santa Rita Union Elementary	Monterey	Sbrana K-5 Site	50/66191-00-009	06/02/16	\$ 721,760	\$ 721,760	2/4/2019
Sequoia Union High	San Mateo	Sequoia High	50/69062-00-016	06/28/16	\$ 6,806,310	\$ -	2/4/2019
Santa Rita Union Elementary	Monterey	Bolsa Knolls Middle	50/66191-00-010	07/01/16	\$ 1,806,969	\$ 1,806,969	2/4/2019
Sequoia Union High	San Mateo	Menlo-Atherton High	50/69062-01-007	07/14/16	\$ 5,589,541	\$ -	2/4/2019
Alisal Union	Monterey	Frank Paul Elementary	50/65961-00-010	07/18/16	\$ 3,651,342	\$ -	2/4/2019
Atwater Elementary	Merced	Thomas Olaeta Elementary	50/65631-00-003	07/22/16	\$ 294,744	\$ -	2/4/2019
Atwater Elementary	Merced	Shaffer Elementary	50/65631-00-004	07/22/16	\$ 315,430	\$ -	2/4/2019
Elk Grove Unified	Sacramento	Laguna Ridge North Elementary	50/67314-00-046	07/22/16	\$ 14,169,483	\$ -	2/4/2019
Bonsall Unified	San Diego	Norman L. Sullivan Middle	50/76851-00-001	07/22/16	\$ 3,649,982	\$ -	2/4/2019
William S. Hart Union High	Los Angeles	Canyon High	50/65136-00-011	07/25/16	\$ 2,169,718	\$ -	2/4/2019
Fresno Unified	Fresno	Figarden Elementary	50/62166-00-031	07/27/16	\$ 5,565,448	\$ -	2/4/2019
Irvine Unified	Orange	Cypress Village Elementary	50/73650-00-029	08/01/16	\$ 876,147	\$ -	2/4/2019
Irvine Unified	Orange	PA 5B Elementary	50/73650-00-030	08/01/16	\$ 49,184,798	\$ -	2/4/2019
Temple City Unified	Los Angeles	Temple City High	50/65052-00-003	08/02/16	\$ 4,985,620	\$ -	2/4/2019
Palm Springs Unified	Riverside	Katherine Finchy Elementary	50/67173-00-006	08/03/16	\$ 419,780	\$ -	2/4/2019
Palm Springs Unified	Riverside	Landau Elementary	50/67173-00-007	08/03/16	\$ 1,735,747	\$ -	2/4/2019
Palm Springs Unified	Riverside	Rio Vista Elementary	50/67173-00-008	08/03/16	\$ 319,070	\$ -	2/4/2019
Palm Springs Unified	Riverside	Sunny Sands Elementary	50/67173-00-009	08/03/16	\$ 773,042	\$ -	2/4/2019
Palm Springs Unified	Riverside	Cabot Yerxa Elementary	50/67173-00-010	08/03/16	\$ 356,574	\$ -	2/4/2019
Palm Springs Unified	Riverside	Cathedral City Elementary	50/67173-00-011	08/03/16	\$ 695,316	\$ -	2/4/2019
Palm Springs Unified	Riverside	Bella Vista Elementary	50/67173-00-012	08/03/16	\$ 531,104	\$ -	2/4/2019
Perris Elementary	Riverside	Clearwater Elementary	50/67199-00-012	08/05/16	\$ 13,608,405	\$ -	2/4/2019
Bakersfield City Elementary	Kern	Voorhies Elementary	50/63321-00-030	08/11/16	\$ 3,229,377	\$ -	2/4/2019
Azusa Unified	Los Angeles	Ellington (Alice M.) Elementary	50/64279-00-001	08/11/16	\$ 70,113	\$ -	2/4/2019
Fairfield-Suisun Unified	Solano	Public Safety Academy	50/70540-00-026	08/11/16	\$ 1,885,017	\$ -	2/4/2019
Palm Springs Unified	Riverside	Two Bunch Palms Elementary	50/67173-00-013	08/12/16	\$ 334,328	\$ -	3/5/2019
Panama-Buena Vista Union	Kern	Sing Lum Elementary	50/63362-00-040	08/15/16	\$ 8,988,375	\$ -	3/5/2019
Etiwanda Elementary	San Bernardino	Elementary #13	50/67702-00-015	08/15/16	\$ 15,179,007	\$ -	3/5/2019
Guadalupe Union Elementary	Santa Barbara	New Middle	50/69203-00-001	08/15/16	\$ 9,470,146	\$ 9,470,146	3/5/2019
Natomas Unified	Sacramento	Bannon Creek Elementary	50/75283-00-016	08/16/16	\$ 5,341,955	\$ -	3/5/2019
Burlingame	San Mateo	Burlingame Intermediate	50/68882-00-003	08/18/16	\$ 4,337,469	\$ -	3/5/2019
Burlingame	San Mateo	Hoover Elementary	50/68882-00-004	08/18/16	\$ 5,995,695	\$ -	3/5/2019
Riverside Unified	Riverside	Riverside STEM Academy	50/67215-00-026	08/24/16	\$ 452,717	\$ -	3/5/2019
Riverside Unified	Riverside	Jefferson Elementary	50/67215-00-027	08/24/16	\$ 311,237	\$ -	3/5/2019

SFP APPLICATIONS  
New Construction and Charter School Facilities Program  
- Workload as of April 30, 2019 -

District	County	Site Name	Application Number	OPSC Date Received	Estimated State Grant (a)	Financial Hardship (b)	Notification Occurred**
Riverside Unified	Riverside	Castle View Elementary	50/67215-00-028	08/24/16	\$ 311,237	\$ -	3/5/2019
Fremont Unified	Alameda	Warm Springs Elementary	50/61176-00-008	08/29/16	\$ 4,143,412	\$ -	3/5/2019
Liberty Union High	Contra Costa	Liberty High	50/61721-00-006	09/14/16	\$ 2,748,797	\$ -	3/5/2019
Whittier City Elementary	Los Angeles	Wallen L. Andrews Elementary	50/65110-00-009	09/15/16	\$ 2,325,066	\$ -	3/5/2019
Whittier City Elementary	Los Angeles	Phelan (Daniel) Elementary	50/65110-00-010	09/16/16	\$ 680,996	\$ -	3/5/2019
Kerman Unified	Fresno	Kerman Middle	50/73999-00-008	09/21/16	\$ 296,785	\$ -	3/5/2019
Madera Unified	Madera	New K-6 Elementary	50/65243-00-010	09/29/16	\$ 11,445,005	\$ -	3/5/2019
Capistrano Unified	Orange	San Clemente High	50/66464-00-020	10/25/16	\$ 8,592,144	\$ -	3/5/2019
Capistrano Unified	Orange	San Juan Hills High	50/66464-00-021	10/25/16	\$ 8,115,189	\$ -	3/5/2019
Pioneer Union Elementary	Kings	Pioneer Elementary	50/63990-00-003	10/26/16	\$ 4,337,647	\$ -	4/2/2019
Merced City Elementary	Merced	Peterson Elementary	50/65771-00-021	10/26/16	\$ 713,510	\$ -	4/2/2019
Bayshore Elementary	San Mateo	Bayshore Elementary	50/68858-00-001	10/26/16	\$ 2,660,831	\$ 2,660,831	4/2/2019
Los Banos Unified	Merced	Merced Springs Elementary	50/65755-00-010	10/27/16	\$ 4,733,373	\$ -	4/2/2019
Chaffey Joint Union High	San Bernardino	Rancho Cucamonga High	50/67652-00-021	10/27/16	\$ 1,619,213	\$ -	4/2/2019
Fresno Unified	Fresno	Turner Elementary	50/62166-00-032	10/28/16	\$ 2,681,414	\$ -	4/2/2019
Sanger Unified	Fresno	Sanger Academy Charter	50/62414-00-018	10/28/16	\$ 1,519,111	\$ -	4/2/2019
Manteca Unified	San Joaquin	Shasta Elementary	50/68593-00-024	10/28/16	\$ 2,210,445	\$ -	4/2/2019
Manteca Unified	San Joaquin	Lathrop Elementary	50/68593-00-025	10/28/16	\$ 2,782,724	\$ -	4/2/2019
Manteca Unified	San Joaquin	Sequoia Elementary	50/68593-00-026	10/28/16	\$ 2,302,306	\$ -	4/2/2019
Central Union High	Imperial	Phoenix Rising High	50/63115-00-001	10/31/16	\$ 469,996	\$ -	4/2/2019
Heber Elementary	Imperial	Dogwood Elementary	50/63131-00-005	10/31/16	\$ 1,938,209	\$ 1,938,209	4/2/2019
Sequoia Union High	San Mateo	Menlo-Atherton High	50/69062-00-017	10/31/16	\$ 3,032,044	\$ -	4/2/2019
Windsor Unified	Sonoma	Windsor Oaks Academy	50/75358-00-016	10/31/16	\$ 2,167,755	\$ -	4/2/2019
Dinuba Unified	Tulare	New High	50/75531-00-006	10/31/16	\$ 5,179,575	\$ 5,179,575	4/2/2019
Lancaster Elementary	Los Angeles	Endeavour Middle	50/64667-00-010	11/01/16	\$ 1,402,297	\$ -	4/2/2019
Tipton Elementary	Tulare	Tipton Elementary	50/72215-00-002	11/22/16	\$ 2,548,113	\$ 2,548,113	4/30/2019
Long Beach Unified	Los Angeles	Browning High	50/64725-00-019	12/12/16	\$ 14,094,276	\$ -	4/30/2019
Santa Maria-Bonita	Santa Barbara	Ida Redmond Taylor Elementary	50/69120-00-020	12/19/16	\$ 1,732,224	\$ -	4/30/2019
Santa Maria-Bonita	Santa Barbara	Liberty Elementary	50/69120-00-021	12/19/16	\$ 1,732,224	\$ -	4/30/2019
William S. Hart Union High	Los Angeles	Castaic High	50/65136-00-012	12/29/16	\$ 64,405,723	\$ -	4/30/2019
Folsom-Cordova Unified	Sacramento	Sundahl (Carl H.) Elementary	50/67330-21-009	01/06/17	\$ 6,088,796	\$ -	
Greenfield Union Elementary	Monterey	Apple Avenue Elementary	50/66035-00-002	01/07/17	\$ 2,345,428	\$ 2,345,428	
Corcoran Joint Unified	Kings	John Muir Middle	50/63891-00-001	01/13/17	\$ 750,830	\$ -	
Natomas Unified	Sacramento	Westlake K-8 Charter	50/75283-00-017	01/13/17	\$ 17,136,100	\$ -	
Perris Union High	Riverside	High School #4	50/67207-00-010	01/19/17	\$ 51,487,315	\$ -	
Pacific Elementary	Santa Cruz	Pacific Elementary	50/69781-00-001	01/20/17	\$ 111,040	\$ 111,040	
Pacific Elementary	Santa Cruz	Pacific Elementary	50/69781-00-002	01/20/17	\$ 111,040	\$ 111,040	
Arvin Union Elementary	Kern	Sierra Vista Elementary	50/63313-00-003	01/26/17	\$ 3,734,020	\$ -	
Visalia Unified	Tulare	Riverway Elementary	50/72256-00-030	01/26/17	\$ 11,114,715	\$ -	
Natomas Unified	Sacramento	Heron Elementary	50/75283-00-018	02/03/17	\$ 3,124,919	\$ -	
Natomas Unified	Sacramento	Discovery High	50/75283-00-019	02/03/17	\$ 518,124	\$ -	
Pomona Unified	Los Angeles	Philadelphia Elementary	50/64907-00-032	02/06/17	\$ 2,330,783	\$ -	
Corcoran Joint Unified	Kings	Mark Twain Elementary	50/63891-00-002	02/07/17	\$ 1,327,950	\$ -	
Los Molinos Unified	Tehama	Los Molinos Elementary	50/71571-00-001	02/07/17	\$ 553,824	\$ 553,824	
Stockton Unified	San Joaquin	El Dorado Elementary	50/68676-04-002	02/09/17	\$ 423,811	\$ -	
Sequoia Union Elementary	Tulare	Sequoia Elementary	50/72116-00-002	02/24/17	\$ 427,885	\$ 427,885	
Jurupa Unified	Riverside	New K-8 School #5	50/67090-00-012	03/07/17	\$ 15,507,131	\$ -	
William S. Hart Union High	Los Angeles	Saugus High	50/65136-00-013	03/10/17	\$ 1,505,563	\$ -	

SFP APPLICATIONS  
New Construction and Charter School Facilities Program  
- Workload as of April 30, 2019 -

District	County	Site Name	Application Number	OPSC Date Received	Estimated State Grant (a)	Financial Hardship (b)	Notification Occurred**
Buena Vista Elementary	Tulare	Buena Vista Elementary	50/71829-00-003	03/15/17	\$ 2,966,043	\$ 2,966,043	
Capistrano Unified	Orange	Esencia K-8	50/66464-00-022	03/22/17	\$ 35,047,431	\$ -	
Scotts Valley Unified	Santa Cruz	Scotts Valley Middle	50/75432-00-001	04/20/17	\$ 5,317,001	\$ -	
Downey Unified	Los Angeles	Stauffer Middle	50/64451-00-014	04/21/17	\$ 2,784,640	\$ -	
Elk Grove Unified	Sacramento	East Franklin Elementary	50/67314-00-047	04/24/17	\$ 14,783,137	\$ -	
Chula Vista Elementary	San Diego	Saburo Muraoka Elementary	50/68023-00-012	04/26/17	\$ 17,912,631	\$ -	
Capistrano Unified	Orange	Tesoro High	50/66464-00-023	05/05/17	\$ 7,841,392	\$ -	
Brittan Elementary	Sutter	Brittan Elementary	50/71357-00-002	05/05/17	\$ 4,097,432	\$ 4,097,432	
Downey Unified	Los Angeles	Stauffer Middle	50/64451-00-015	05/08/17	\$ 2,332,553	\$ -	
Kern High	Kern	Foothill High	50/63529-00-009	05/17/17	\$ 968,944	\$ -	
Los Angeles Unified	Los Angeles	Rise Kohyang Middle	54/64733-00-103	05/30/17	\$ 13,500,000	\$ -	
Lammersville Joint Unified	San Joaquin	Peter Hansen Elementary	50/76760-00-007	06/07/17	\$ 11,873,345	\$ -	
Ackerman Elementary	Placer	Bowman Elementary	50/66761-00-003	06/16/17	\$ 1,068,193	\$ -	
Standard Elementary	Kern	Standard Middle	50/63792-00-002	06/22/17	\$ 2,065,579	\$ -	
Farmersville Unified	Tulare	Farmersville High	50/75325-00-008	06/23/17	\$ 1,926,790	\$ 1,926,790	
Imperial Unified	Imperial	Cross Elementary	50/63164-00-006	07/03/17	\$ 11,889,879	\$ -	
Palm Springs Unified	Riverside	Agua Caliente Elementary	50/67173-00-014	07/06/17	\$ 4,873,871	\$ -	
Pierce Joint Unified	Colusa	Pierce High	50/61614-00-004	07/07/17	\$ 1,480,857	\$ -	
Jurupa Unified	Riverside	Sunnyslope Elementary	50/67090-00-013	07/12/17	\$ 2,722,065	\$ -	
Oxnard Elementary	Ventura	Lemonwood Elementary	50/72538-00-013	07/19/17	\$ 12,225,183	\$ -	
Sacramento County Office of Education	Sacramento	New Community School	50/10348-00-003	07/25/17	\$ 404,846	\$ 404,846	
Dublin Unified	Alameda	Dougherty Elementary	50/75093-00-011	07/28/17	\$ 1,998,741	\$ -	
Poway Unified	San Diego	Stone Ranch Elementary	50/68296-00-022	08/01/17	\$ 6,508,805	\$ -	
Riverside Unified	Riverside	John F. Kennedy Elementary	50/67215-00-029	08/02/17	\$ 315,887	\$ -	
Riverside Unified	Riverside	Emerson Elementary	50/67215-00-030	08/02/17	\$ 315,887	\$ -	
Chawanakee Unified	Madera	Hillside Elementary	50/75606-00-002	08/02/17	\$ 12,565,858	\$ -	
Menifee Union Elementary	Riverside	Elementary School #10	50/67116-00-014	08/03/17	\$ 14,544,346	\$ -	
Sequoia Union High	San Mateo	Redwood High	50/69062-00-018	08/03/17	\$ 2,218,255	\$ -	
Irvine Unified	Orange	Portola Springs Elementary	50/73650-00-031	08/03/17	\$ 948,994	\$ -	
Dublin Unified	Alameda	Cottonwood Creek Elementary	50/75093-00-012	08/07/17	\$ 22,789,083	\$ -	
Corona-Norco Unified	Riverside	Augustine Ramirez Intermediate	50/67033-00-040	08/08/17	\$ 1,009,935	\$ -	
William S. Hart Union High	Los Angeles	Placerita Junior High	50/65136-00-014	08/09/17	\$ 2,890,803	\$ -	
Alisal Union	Monterey	Fremont Elementary	50/65961-00-011	08/10/17	\$ 7,231,447	\$ -	
Hesperia Unified	San Bernardino	Maple Elementary	50/75044-00-035	08/10/17	\$ 648,182	\$ -	
Murrieta Valley Unified	Riverside	Vista Murrieta High	50/75200-00-024	08/11/17	\$ 5,794,403	\$ -	
Porterville Unified	Tulare	Porterville High	50/75523-00-008	08/11/17	\$ 906,565	\$ -	
Porterville Unified	Tulare	Monache High	50/75523-00-009	08/11/17	\$ 2,525,778	\$ -	
Lamont Elementary	Kern	Myrtle Avenue Elementary	50/63560-00-001	08/14/17	\$ 248,990	\$ -	
Western Placer Unified	Placer	Lincoln High	50/66951-00-009	08/14/17	\$ 2,965,340	\$ -	
Sanger Unified	Fresno	Ronald W. Reagan Elementary	50/62414-00-019	08/15/17	\$ 576,555	\$ -	
Sanger Unified	Fresno	Sequoia Elementary	50/62414-00-020	08/15/17	\$ 972,351	\$ -	
Sanger Unified	Fresno	Washington Academic Middle	50/62414-00-021	08/15/17	\$ 83,348	\$ -	
Bakersfield City Elementary	Kern	Voorhies Elementary	50/63321-00-031	08/15/17	\$ 1,330,267	\$ -	
Escondido Union Elementary	San Diego	Mission Middle	50/68098-00-007	08/15/17	\$ 3,500,559	\$ -	
Old Adobe Union Elementary	Sonoma	Loma Vista Immersion Academy	50/70847-00-003	08/15/17	\$ 1,363,324	\$ -	
Natomas Unified	Sacramento	Natomas Park Elementary	50/75283-00-020	08/15/17	\$ 3,086,656	\$ -	
Martinez Unified	Contra Costa	Alhambra Senior High	50/61739-00-003	08/16/17	\$ 2,742,337	\$ -	
Escondido Union	San Diego	Quantum Academy	50/68098-00-008	08/16/17	\$ 1,410,545	\$ -	

SFP APPLICATIONS  
New Construction and Charter School Facilities Program  
- Workload as of April 30, 2019 -

District	County	Site Name	Application Number	OPSC Date Received	Estimated State Grant (a)	Financial Hardship (b)	Notification Occurred**
Fremont Unified	Alameda	Brookvale Elementary	50/61176-00-009	08/17/17	\$ 2,518,817	\$ -	
Fremont Unified	Alameda	Patterson Elementary	50/61176-00-010	08/17/17	\$ 2,526,392	\$ -	
Alameda City Unified	Alameda	Frank Otis Elementary	50/61119-00-001	08/18/17	\$ 2,195,724	\$ -	
McCabe Union Elementary	Imperial	Corfman Middle	50/63180-00-004	08/18/17	\$ 706,996	\$ -	
Natomas Unified	Sacramento	Natomas Pacific Pathways Prep Middle	50/75283-00-021	08/18/17	\$ 3,948,395	\$ -	
Jurupa Unified	Riverside	New K-8 School #5	50/67090-00-014	08/23/17	\$ 3,581,554	\$ -	
Placer Union High	Placer	Del Oro High	50/66894-00-006	08/24/17	\$ 14,245,259	\$ -	
Cutler-Orosi Joint Unified	Tulare	Orosi High	50/71860-00-006	08/24/17	\$ 3,431,530	\$ -	
Irvine Unified	Orange	Rancho San Joaquin Middle	50/73650-00-032	08/24/17	\$ 10,223,148	\$ 10,223,148	
Merced City Elementary	Merced	Ada Givens Elementary	50/65771-00-022	08/25/17	\$ 1,205,026	\$ -	
Sacramento City Unified	Sacramento	Kit Carson Middle	50/67439-00-004	08/30/17	\$ 1,970,132	\$ -	
Capay Joint Union Elementary	Glenn	Capay Joint Union Elementary	50/62554-00-001	09/01/17	\$ 2,070,382	\$ 2,070,382	
Palo Verde Union Elementary	Tulare	Palo Verde Elementary	50/72033-00-004	09/01/17	\$ 61,069	\$ 61,069	
Irvine Unified	Orange	Heritage Field K-8	50/73650-00-033	09/06/17	\$ 41,372,337	\$ -	
Bakersfield City Elementary	Kern	Stella Hills Elementary	50/63321-00-032	09/14/17	\$ 3,229,025	\$ -	
Bakersfield City Elementary	Kern	Evergreen Elementary	50/63321-00-033	09/15/17	\$ 1,457,130	\$ -	
Weaver Union	Merced	Weaver Middle	50/65862-00-002	09/15/17	\$ 4,595,737	\$ -	
Heber Elementary	Imperial	Heber Elementary	50/63131-00-007	09/18/17	\$ 3,014,314	\$ -	
Raymond-Knowles Union Elementary	Madera	Raymond-Knowles Elementary	50/65276-00-001	09/19/17	\$ 197,883	\$ 197,883	
Burbank Unified	Los Angeles	Bret Harte Elementary	50/64337-00-003	09/21/17	\$ 630,828	\$ -	
Saugus Union	Los Angeles	West Creek Academy	50/64998-00-019	09/27/17	\$ 3,699,651	\$ -	
Maple Elementary	Kern	Maple Elementary	50/63610-00-002	09/29/17	\$ 1,023,481	\$ 1,023,481	
Banta Elementary	San Joaquin	Banta Elementary	50/68486-00-003	09/29/17	\$ 196,978	\$ 196,978	
Greenfield Union Elementary	Monterey	Mary Chapa Literacy and Technology Academy	50/66035-00-003	10/03/17	\$ 749,769	\$ 749,769	
Antelope Elementary	Tehama	Antelope Elementary	50/71472-00-001	10/06/17	\$ 38,695	\$ -	
Antelope Elementary	Tehama	Antelope Elementary	50/71472-00-002	10/06/17	\$ 38,695	\$ -	
Antelope Elementary	Tehama	Antelope Elementary	50/71472-00-003	10/06/17	\$ 38,695	\$ -	
Antelope Elementary	Tehama	Antelope Elementary	50/71472-00-004	10/06/17	\$ 218,001	\$ -	
Palo Alto Unified	Santa Clara	Henry M. Gunn High	50/69641-00-003	10/11/17	\$ 3,238,427	\$ -	
Milpitas Unified	Santa Clara	Mabel Mattos Elementary	50/73387-00-001	10/12/17	\$ 16,845,997	\$ -	
Firebaugh-Las Deltas Joint Unified	Fresno	Arthur E. Mills Intermediate	50/73809-00-005	10/12/17	\$ 397,254	\$ -	
Panama-Buena Vista Union	Kern	Dolores S. Whitley Elementary	50/63362-00-041	10/16/17	\$ 12,071,259	\$ -	
Folsom-Cordova Unified	Sacramento	Sutter Middle	50/67330-21-010	10/16/17	\$ 6,584,059	\$ -	
Folsom-Cordova Unified	Sacramento	Oak Chan Elementary	50/67330-21-011	10/16/17	\$ 8,445,042	\$ -	
Lancaster Elementary	Los Angeles	Linda Verde Elementary	50/64667-00-011	10/17/17	\$ 1,115,805	\$ -	
Southern Humboldt Joint Unified	Humboldt	South Fork Junior - Senior High	50/63040-00-001	10/18/17	\$ 1,360,522	\$ -	
Southern Humboldt Joint Unified	Humboldt	Redway Elementary	50/63040-00-002	10/18/17	\$ 896,296	\$ -	
Greenfield Union Elementary	Monterey	Apple Avenue Elementary	50/66035-00-002	10/19/17	\$ 9,381,712	\$ 9,381,712	
Central Unified	Fresno	Hahn Phan Tilley	50/73965-00-019	10/23/17	\$ 11,679,644	\$ -	
Hollister Elementary	San Benito	Santana Ranch Elementary TK-8	50/67470-00-003	10/26/17	\$ 2,061,901	\$ 2,061,901	
Santa Paula Unified	Ventura	East Area 1	50/76828-00-001	10/27/17	\$ 24,572,839	\$ -	
Fremont Unified	Alameda	Lila Bringham Elementary	50/61176-00-011	10/31/17	\$ 32,667,294	\$ -	
San Benito High	San Benito	San Benito High	50/67538-00-002	10/31/17	\$ 5,002,975	\$ -	
San Marcos Unified	San Diego	Alvin M Dunn Elementary	50/73791-00-016	10/31/17	\$ 8,926,096	\$ -	
Dinuba Unified	Tulare	New High	50/75531-00-007	10/31/17	\$ 1,195,768	\$ 1,195,768	
Wiseburn Unified	Los Angeles	Wiseburn High	50/76869-00-001	10/31/17	\$ 963,069	\$ -	
San Marcos Unified	San Diego	Alvin M Dunn Elementary	50/73791-00-017	11/03/17	\$ 433,316	\$ -	
Oxnard Elementary	Ventura	Thurgood Marshall Elementary	50/72538-00-014	11/13/17	\$ 4,113,728	\$ -	



SFP APPLICATIONS  
New Construction and Charter School Facilities Program  
- Workload as of April 30, 2019 -

District	County	Site Name	Application Number	OPSC Date Received	Estimated State Grant (a)	Financial Hardship (b)	Notification Occurred**
Lammersville Joint Unified	San Joaquin	Mountain House High	50/76760-00-008	11/29/17	\$ 4,515,588	\$ -	
Millville Elementary	Shasta	Millville Elementary	50/70052-00-002	12/04/17	\$ 387,910	\$ 387,910	
Hollister Elementary	San Benito	Sunnyslope Elementary	50/67470-00-004	12/07/17	\$ 5,060,372	\$ -	
Wasco Union Elementary	Kern	Teresa Burke Elementary	50/63842-00-004	12/11/17	\$ 926,805	\$ -	
Ceres Unified	Stanislaus	Central Valley High	50/71043-00-034	12/14/17	\$ 2,348,896	\$ -	
Beaumont Unified	Riverside	Starlight Elementary	50/66993-00-019	12/19/17	\$ 13,448,499	\$ -	
Kerman Unified	Fresno	Kerman High	50/73999-00-009	12/19/17	\$ 8,430,953	\$ -	
Santa Maria Joint Union High	Santa Barbara	Ernest Righetti High	50/69310-00-007	12/21/17	\$ 16,425,817	\$ -	
Irvine Unified	Orange	Stone Creek Elementary	50/73650-00-034	12/26/17	\$ 681,602	\$ -	
Fremont Unified	Alameda	American High	50/61176-00-012	01/02/18	\$ 8,941,241	\$ -	
Merced City Elementary	Merced	Franklin Elementary	50/65771-00-023	01/04/18	\$ 1,254,719	\$ -	
Butteville Union Elementary	Siskiyou	Butteville Elementary	50/70201-00-002	01/08/18	\$ 794,536	\$ -	
Menifee Union Elementary	Riverside	Elementary #14	50/67116-00-015	01/10/18	\$ 13,764,919	\$ -	
Rio Elementary	Ventura	Rio Steam K-8	50/72561-00-006	01/12/18	\$ 12,743,164	\$ -	
Redondo Beach Unified	Los Angeles	Redondo Union High	50/75341-00-001	01/16/18	\$ 2,646,278	\$ -	
San Ramon Valley Unified	Contra Costa	Stone Valley Middle	50/61804-00-042	01/17/18	\$ 2,259,928	\$ -	
Monson-Sultana Joint Union Elementary	Tulare	Monson-Sultana Elementary	50/72009-00-002	01/22/18	\$ 189,699	\$ 189,699	
Escondido Union	San Diego	Central Elementary	50/68098-00-009	01/23/18	\$ 3,704,661	\$ -	
Fairfield-Suisun Unified	Solano	Public Safety Academy	50/70540-00-027	01/25/18	\$ 4,803,198	\$ -	
Irvine Unified	Orange	Creekside High	50/73650-00-035	01/25/18	\$ 1,579,717	\$ -	
Irvine Unified	Orange	Sierra Vista Middle	50/73650-00-036	01/25/18	\$ 1,572,100	\$ -	
Irvine Unified	Orange	South Lake Middle	50/73650-00-037	01/25/18	\$ 870,227	\$ -	
Southern Kern Unified	Kern	Hamilton Elementary	50/63776-00-002	02/13/18	\$ 11,736,558	\$ 11,736,558	
West Park Elementary	Fresno	West Park Elementary	50/62539-00-001	02/15/18	\$ 528,065	\$ 528,065	
Beaumont Unified	Riverside	Beaumont Senior High	50/66993-00-020	02/20/18	\$ 965,901	\$ -	
Carpinteria Unified	Santa Barbara	Carpinteria Family	50/69146-00-002	02/27/18	\$ 1,382,615	\$ -	
Carpinteria Unified	Santa Barbara	Canalino Elementary	50/69146-00-003	02/27/18	\$ 1,252,982	\$ -	
Irvine Unified	Orange	Eastshore Elementary	50/73650-00-038	03/02/18	\$ 835,854	\$ -	
Irvine Unified	Orange	Venado Middle	50/73650-00-039	03/02/18	\$ 2,231,969	\$ -	
Corona-Norco Unified	Riverside	John Adams Elementary	50/67033-00-041	03/06/18	\$ 3,086,390	\$ -	
Roseville Joint Union High	Placer	New High School #6	50/66928-00-008	03/12/18	\$ 26,629,500	\$ -	
Tulare City	Tulare	Alpine Vista Elementary	50/72231-00-005	03/13/18	\$ 3,969,972	\$ -	
Gerber Union Elementary	Tehama	Gerber Elementary	50/71548-00-001	03/15/18	\$ 468,016	\$ 468,016	
Newman-Crows Landing Unified	Stanislaus	Hurd Barrington Elementary	50/73601-00-005	03/16/18	\$ 578,350	\$ -	
Snowline Joint Unified	San Bernardino	New Elementary	50/73957-00-016	03/19/18	\$ 1,850,720	\$ 1,850,720	
Snowline Joint Unified	San Bernardino	New Elementary	50/73957-00-017	03/19/18	\$ 84,062	\$ 84,062	
Snowline Joint Unified	San Bernardino	New Elementary	50/73957-00-018	03/19/18	\$ 84,062	\$ 84,062	
San Jacinto Unified	Riverside	New Middle School	50/67249-00-017	03/21/18	\$ 25,322,444	\$ -	
Irvine Unified	Orange	Loma Ridge Elementary	50/73650-00-040	03/21/18	\$ 33,872,655	\$ -	
Livingston Union	Merced	Campus Park Elementary	50/65748-00-003	03/28/18	\$ 2,247,743	\$ -	
Livingston Union	Merced	Selma Herndon Elementary	50/65748-00-004	03/28/18	\$ 1,101,192	\$ -	
Livingston Union	Merced	Yamato Colony Elementary	50/65748-00-005	03/28/18	\$ 774,268	\$ -	
Victor Elementary	San Bernardino	Elementary School #20	50/67918-00-011	03/30/18	\$ 10,935,579	\$ -	
Madera Unified	Madera	Matilda Torres High	50/65243-00-011	04/03/18	\$ 36,161,659	\$ -	
San Jose Unified	Santa Clara	San Jose High	50/69666-00-001	04/06/18	\$ 471,583	\$ -	
Corona-Norco Unified	Riverside	Lincoln Alternative Elementary	50/67033-00-042	04/10/18	\$ 1,641,187	\$ -	
Irvine Unified	Orange	Rancho San Joaquin Middle	50/73650-00-041	04/11/18	\$ 1,108,967	\$ -	
Coalinga-Huron Unified	Fresno	Huron Elementary	50/62125-00-005	04/13/18	\$ 3,166,987	\$ -	

SFP APPLICATIONS  
New Construction and Charter School Facilities Program  
- Workload as of April 30, 2019 -

District	County	Site Name	Application Number	OPSC Date Received	Estimated State Grant (a)	Financial Hardship (b)	Notification Occurred**
Coalinga-Huron Unified	Fresno	Henry F Bishop Elementary	50/62125-00-006	04/13/18	\$ 2,601,786	\$ -	
Coalinga-Huron Unified	Fresno	Nell Dawson Elementary	50/62125-00-007	04/13/18	\$ 3,397,140	\$ -	
Coalinga-Huron Unified	Fresno	Huron Middle	50/62125-00-008	04/13/18	\$ 3,304,410	\$ -	
Santa Maria Joint Union High	Santa Barbara	Ag Ed & Career Tech Center	50/69310-00-008	04/17/18	\$ 4,547,024	\$ -	
San Marcos Unified	San Diego	San Marcos Middle	50/73791-00-018	04/17/18	\$ 9,500,378	\$ -	
Clay Joint Elementary	Fresno	Clay Elementary	50/62109-00-003	04/19/18	\$ 1,422,476	\$ 1,422,476	
Buckeye Union Elementary	El Dorado	Charter Montessori Valley View Campus	50/61838-00-008	04/23/18	\$ 2,289,961	\$ -	
Oxnard	Ventura	Elm Street Elementary	50/72538-00-015	04/30/18	\$ 8,595,811	\$ -	
Oakley Union Elementary	Contra Costa	Summer Lake Elementary	50/61762-00-011	05/03/18	\$ 11,345,343	\$ 11,345,343	
Centinela Valley Union High	Los Angeles	Lawndale High	50/64352-00-006	05/04/18	\$ 5,840,880	\$ -	
Sutter Union High	Sutter	Sutter High	50/71449-00-003	05/08/18	\$ 6,127,663	\$ 6,127,663	
Sanger Unified	Fresno	Sanger Educational Complex	50/62414-00-022	05/11/18	\$ 24,284,563	\$ -	
Wasco Union Elementary	Kern	Palm Avenue Elementary	50/63842-00-005	05/21/18	\$ 1,363,433	\$ 1,363,433	
Visalia Unified	Tulare	Denton Elementary	50/72256-00-031	05/21/18	\$ 9,966,124	\$ -	
Jurupa Unified	Riverside	Glen Avon Elementary	50/67090-00-015	05/22/18	\$ 914,157	\$ -	
San Diego Union High	San Diego	Pacific Trails Middle	50/68346-00-005	05/29/18	\$ 6,239,976	\$ -	
Bakersfield City	Kern	Noble Elementary	50/63321-00-034	05/31/18	\$ 1,584,750	\$ -	
Konocti Unified	Lake	Lower Lake High	50/64022-00-001	05/31/18	\$ 478,657	\$ -	
Kern High	Kern	Independence High	50/63529-00-010	06/05/18	\$ 9,406,276	\$ -	
Caruthers Unified	Fresno	Caruthers Elementary	50/75598-00-001	06/05/18	\$ 1,702,182	\$ -	
Brea-Olinda Unified	Orange	Olinda Elementary	50/66449-00-002	06/08/18	\$ 867,837	\$ -	
Woodland Joint Unified	Yolo	Spring Lake Elementary	50/72710-00-006	06/08/18	\$ 4,633,025	\$ -	
Corona-Norco Unified	Riverside	Norco Elementary	50/67033-00-043	06/12/18	\$ 1,937,594	\$ -	
Riverdale Joint Unified	Fresno	Riverdale Elementary	50/75408-00-002	06/14/18	\$ 1,719,374	\$ -	
Fairfield-Suisun Unified	Solano	Grange Middle	50/70540-00-028	06/18/18	\$ 2,732,268	\$ -	
Walnut Valley Unified	Los Angeles	Quail Summit Elementary	50/73460-00-010	06/20/18	\$ 324,226	\$ -	
Lemoore Union High	Kings	Lemoore High	50/63982-00-002	06/22/18	\$ 1,221,650	\$ -	
Tulare Joint Union High	Tulare	Tulare Western High	50/72249-00-003	06/22/18	\$ 602,300	\$ -	
San Marcos Unified	San Diego	La Costa Meadows Elementary	50/73791-00-019	06/25/18	\$ 1,622,639	\$ -	
San Marcos Unified	San Diego	La Costa Meadows Elementary	50/73791-00-020	06/25/18	\$ 981,918	\$ -	
Dinuba Unified	Tulare	New High	50/75531-00-006	06/27/18	\$ 48,607,132	\$ 48,607,132	
Bakersfield City	Kern	Leo G Pauly Elementary	50/63321-00-035	06/28/18	\$ 1,464,460	\$ -	
Bakersfield City	Kern	Leo G Pauly Elementary	50/63321-00-036	06/28/18	\$ 1,692,826	\$ -	
Western Placer Unified	Placer	Glen Edwards Middle	50/66951-00-010	06/29/18	\$ 4,168,288	\$ -	
Fowler Unified	Fresno	Fowler High	50/62158-00-002	07/05/18	\$ 1,662,406	\$ -	
Guadalupe Union Elementary	Santa Barbara	Kermit McKenzie Junior High	50/69203-00-002	07/06/18	\$ 1,692,026	\$ -	
Irvine Unified	Orange	Cypress Village Elementary	50/73650-00-042	07/06/18	\$ 1,394,110	\$ -	
Irvine Unified	Orange	Woodbridge High	50/73650-00-043	07/06/18	\$ 3,041,419	\$ -	
Bakersfield City	Kern	Hort Elementary	50/63321-00-037	07/10/18	\$ 2,574,301	\$ -	
Bakersfield City	Kern	Bessie E Owens Intermediate	50/63321-00-038	07/12/18	\$ 1,416,427	\$ -	
Bakersfield City	Kern	Evergreen Elementary	50/63321-00-039	07/13/18	\$ 1,381,396	\$ -	
Merced City Elementary	Merced	Rudolph Rivera Elementary	50/65771-00-024	07/13/18	\$ 744,286	\$ -	
Imperial County Office of Education	Imperial	La Paloma Elementary	50/10132-01-005	07/16/18	\$ 117,011	\$ 117,011	
Imperial County Office of Education	Imperial	Cross Elementary	50/10132-02-002	07/16/18	\$ 234,022	\$ 234,022	
Imperial County Office of Education	Imperial	Calexico High	50/10132-03-006	07/16/18	\$ 234,022	\$ 234,022	
Imperial County Office of Education	Imperial	La Victoria Elementary	50/10132-03-007	07/16/18	\$ 351,032	\$ 351,032	
Imperial County Office of Education	Imperial	De Anza 9th Grade Academy	50/10132-03-008	07/16/18	\$ 351,032	\$ 351,032	
Fairfield-Suisun Unified	Solano	Fairview Elementary	50/70540-00-029	07/16/18	\$ 2,577,077	\$ -	

SFP APPLICATIONS  
New Construction and Charter School Facilities Program  
- Workload as of April 30, 2019 -

District	County	Site Name	Application Number	OPSC Date Received	Estimated State Grant (a)	Financial Hardship (b)	Notification Occurred**
Liberty Elementary	Tulare	Liberty Elementary	50/71985-00-004	07/16/18	\$ 3,015,213	\$ -	
Gustine Unified	Merced	Gustine High	50/73619-00-006	07/16/18	\$ 2,092,598	\$ 2,092,598	
Hanford Elementary	Kings	Martin Luther King Jr Elementary	50/63917-00-004	07/19/18	\$ 2,798,162	\$ -	
Sequoia Union High	San Mateo	TIDE Academy	50/69062-01-009	07/19/18	\$ 17,996,168	\$ -	
Oxnard	Ventura	Emilie Ritche Elementary	50/72538-00-016	07/19/18	\$ 808,227	\$ -	
Oxnard	Ventura	Norman R Brekke Elementary	50/72538-00-017	07/19/18	\$ 645,848	\$ -	
Oxnard	Ventura	Christa McAuliffe Elementary	50/72538-00-018	07/19/18	\$ 863,865	\$ -	
Lucia Mar Unified	San Luis Obispo	Oceano Elementary	50/68759-00-008	07/25/18	\$ 3,960,355	\$ -	
Gustine Unified	Merced	Romero Elementary	50/73619-00-007	07/26/18	\$ 1,420,047	\$ 1,420,047	
Ripon Unified	San Joaquin	Colony Oak Elementary	50/68650-00-007	07/27/18	\$ 8,081,016	\$ -	
Oxnard	Ventura	Lemonwood Elementary	50/72538-00-019	07/27/18	\$ 1,937,447	\$ -	
Oxnard	Ventura	Elm Street Elementary	50/72538-00-020	07/27/18	\$ 832,824	\$ -	
Oxnard	Ventura	Thurgood Marshall Elementary	50/72538-00-021	07/27/18	\$ 957,376	\$ -	
Oxnard	Ventura	McKinna Elementary	50/72538-00-022	07/27/18	\$ 10,247,550	\$ -	
Oxnard	Ventura	McKinna Elementary	50/72538-00-023	07/27/18	\$ 960,061	\$ -	
Kern High	Kern	Frontier High	50/63529-00-011	07/30/18	\$ 4,390,293	\$ -	
Oxnard	Ventura	Ramona Elementary	50/72538-00-024	07/30/18	\$ 660,882	\$ -	
Irvine Unified	Orange	Springbrook Elementary	50/73650-00-044	07/30/18	\$ 1,626,156	\$ -	
Konociti Unified	Lake	Lower Lake Elementary	50/64022-00-002	08/06/18	\$ 350,352	\$ -	
Redlands Unified	San Bernardino	Mission Elementary	50/67843-00-009	08/06/18	\$ 532,726	\$ -	
Clovis Unified	Fresno	Reagan Elementary	50/62117-00-022	08/07/18	\$ 440,947	\$ -	
Clovis Unified	Fresno	Reyburn Intermediate	50/62117-00-023	08/07/18	\$ 441,108	\$ -	
Clovis Unified	Fresno	James S Fugman Elementary	50/62117-00-024	08/07/18	\$ 254,782	\$ -	
Atwater Elementary	Merced	Peggy Heller Elementary	50/65631-00-005	08/07/18	\$ 2,312,887	\$ -	
Tustin Unified	Orange	Robert Heideman Elementary	50/73643-00-022	08/07/18	\$ 1,447,625	\$ -	
Los Banos Unified	Merced	Pacheco High	50/65755-00-011	08/08/18	\$ 1,492,303	\$ -	
Southern Kern Unified	Kern	Tropico Middle	50/63776-00-004	08/09/18	\$ 11,870,062	\$ 11,870,062	
Los Banos Unified	Merced	Volta Elementary	50/65755-00-012	08/09/18	\$ 1,076,430	\$ -	
Pajaro Valley Unified	Santa Cruz	Aptos Junior High	50/69799-00-009	08/09/18	\$ 2,254,552	\$ -	
Pajaro Valley Unified	Santa Cruz	Valencia Elementary	50/69799-00-010	08/09/18	\$ 1,457,285	\$ -	
Chico Unified	Butte	Neal Dow Elementary	50/61424-00-007	08/10/18	\$ 1,589,066	\$ -	
Chico Unified	Butte	Marigold Elementary	50/61424-00-008	08/10/18	\$ 656,036	\$ -	
Chico Unified	Butte	Loma Vista	50/61424-00-009	08/10/18	\$ 667,338	\$ -	
Chico Unified	Butte	Shasta Elementary	50/61424-00-010	08/10/18	\$ 1,691,974	\$ -	
Albany City Unified	Alameda	Albany Middle	50/61127-00-003	08/13/18	\$ 4,492,118	\$ -	
Bakersfield City	Kern	New Elementary	50/63321-00-040	08/15/18	\$ 14,612,348	\$ 14,612,348	
Roberts Ferry Union Elementary	Stanislaus	Roberts Ferry Union Elementary	50/71233-00-002	08/15/18	\$ 537,066	\$ 537,066	
Monson-Sultana Joint Union Elementary	Tulare	Monson-Sultana Elementary	50/72009-00-003	08/15/18	\$ 1,324,540	\$ 1,324,540	
Willows Unified	Glenn	Murdock Elementary	50/62661-00-001	08/17/18	\$ 1,303,978	\$ -	
Centinela Valley Union High	Los Angeles	Hawthorne High	50/64352-00-007	08/17/18	\$ 1,122,890	\$ -	
Anaheim Union High	Orange	Dale Junior High	50/66431-05-002	08/17/18	\$ 2,491,096	\$ -	
Anaheim Union High	Orange	Oxford Academy	50/66431-05-003	08/17/18	\$ 1,470,799	\$ -	
Corona-Norco Unified	Riverside	Dr Bernice Jameson Todd Academy	50/67033-00-044	08/17/18	\$ 5,996,385	\$ -	
Templeton Unified	San Luis Obispo	Templeton High	50/68841-00-002	08/17/18	\$ 3,406,620	\$ -	
Gustine Unified	Merced	Gustine Middle	50/73619-00-008	08/17/18	\$ 1,458,100	\$ 1,458,100	
Gustine Unified	Merced	Gustine Elementary	50/73619-00-009	08/17/18	\$ 1,433,571	\$ 1,433,571	
Irvine Unified	Orange	Canyon View Elementary	50/73650-00-045	08/17/18	\$ 932,595	\$ -	
Yuba County Office of Education	Yuba	Virginia School	50/10587-00-004	08/22/18	\$ 613,950	\$ 613,950	

SFP APPLICATIONS  
New Construction and Charter School Facilities Program  
- Workload as of April 30, 2019 -

District	County	Site Name	Application Number	OPSC Date Received	Estimated State Grant (a)	Financial Hardship (b)	Notification Occurred**
Yuba County Office of Education	Yuba	Virginia School	50/10587-00-005	08/22/18	\$ 382,468	\$ 382,468	
Corona-Norco Unified	Riverside	Rondo Elementary	50/67033-00-045	08/22/18	\$ 16,832,543	\$ -	
San Dieguito Union High	San Diego	San Dieguito High Academy	50/68346-00-006***	08/23/18	\$ 6,836,372	\$ -	
Rocklin Unified	Placer	Elementary #12	50/75085-00-014***	08/23/18	\$ 16,135,519	\$ -	
San Carlos Elementary	San Mateo	San Carlos Charter Learning Center	50/69021-00-001***	08/24/18	\$ 5,939,528	\$ -	
Irvine Unified	Orange	Meadow Park Elementary	50/73650-00-046***	08/24/18	\$ 1,149,109	\$ -	
Irvine Unified	Orange	Brywood Elementary	50/73650-00-047***	08/24/18	\$ 1,094,082	\$ -	
Roseville City Elementary	Placer	Riego Creek Elementary	50/66910-00-015***	08/29/18	\$ 13,101,726	\$ -	
Tahoe-Truckee Unified	Placer	Kings Beach Elementary	50/66944-00-006***	08/29/18	\$ 1,810,817	\$ -	
Tahoe-Truckee Unified	Placer	Tahoe Truckee High	50/66944-00-007***	08/29/18	\$ 7,839,397	\$ -	
Tahoe-Truckee Unified	Placer	Donner Trail Elementary	50/66944-00-008***	08/29/18	\$ 564,411	\$ -	
Los Angeles Unified	Los Angeles	Castlebay Lane Elementary	50/64733-00-144***	08/30/18	\$ 2,539,262	\$ -	
Los Angeles Unified	Los Angeles	Latona Avenue Elementary	50/64733-00-145***	08/30/18	\$ 2,758,524	\$ -	
Los Angeles Unified	Los Angeles	Porter Ranch Community	50/64733-00-146***	08/30/18	\$ 3,054,672	\$ -	
Los Angeles Unified	Los Angeles	Normont Elementary	50/64733-00-147***	08/30/18	\$ 2,467,384	\$ -	
Los Angeles Unified	Los Angeles	Multnomah Street Elementary	50/64733-34-001***	08/30/18	\$ 2,490,317	\$ -	
Galt Joint Union High	Sacramento	Galt High	50/67355-00-006***	09/04/18	\$ 2,262,821	\$ -	
Los Angeles Unified	Los Angeles	Berendo Middle	50/64733-00-148***	09/05/18	\$ 2,756,321	\$ -	
Sacramento County Office of Education	Sacramento	New Community School	50/10348-00-004***	09/06/18	\$ 675,200	\$ 675,200	
Robla Elementary	Sacramento	Main Avenue Elementary	50/67421-00-001***	09/06/18	\$ 2,737,939	\$ -	
Robla Elementary	Sacramento	Main Avenue Elementary	50/67421-00-002***	09/06/18	\$ 1,707,611	\$ -	
Jacoby Creek Elementary	Humboldt	Jacoby Creek	50/62893-00-001***	09/07/18	\$ 347,010	\$ 347,010	
Tulare Joint Union High	Tulare	Tulare Union High	50/72249-00-004***	09/07/18	\$ 3,358,975	\$ -	
Stockton Unified	San Joaquin	Kennedy Elementary	50/68676-01-003***	09/10/18	\$ 6,750,094	\$ -	
Sanger Unified	Fresno	Ronald W Reagan Elementary	50/62414-00-023***	09/12/18	\$ 429,395	\$ -	
Brawley Elementary	Imperial	La Paloma	50/63073-00-002***	09/12/18	\$ 12,914,632	\$ -	
Los Angeles Unified	Los Angeles	Porter Ranch Community	50/64733-00-149***	09/12/18	\$ 3,478,337	\$ -	
Oakland Unified	Alameda	Lazear Charter Academy	54/61259-00-004	11/16/18	\$ 6,803,720	\$ -	
Oakland Unified	Alameda	Education for Change - Lazear Academy	54/61259-13-003	11/16/18	\$ 877,949	\$ -	
Oakland Unified	Alameda	Education for Change - Lazear Academy	54/61259-13-004	11/16/18	\$ 712,667	\$ -	
Muroc Joint Unified	Kern	Desert Junior-Senior High	51/63685-00-001	02/11/19	\$ 3,387,030	\$ 3,387,030	
					<b>\$ 2,007,657,121</b>	<b>\$ 215,260,089</b>	
					<b>\$</b>	<b>2,222,917,209</b>	

<b>NEW CONSTRUCTION FUNDING SUB-TOTALS</b>	<b>\$ 1,982,375,755</b>	<b>\$ 211,873,059</b>
<b>NEW CONSTRUCTION FACILITY HARDSHIP - NON SEISMIC</b>	<b>\$ 3,387,030</b>	<b>\$ 3,387,030</b>
<b>NEW CONSTRUCTION FUNDING TOTAL</b>	<b>\$</b>	<b>2,201,022,873</b>
<b>NEW CONSTRUCTION FACILITY HARDSHIP - SEISMIC</b>	<b>\$ -</b>	<b>\$ -</b>
<b>CHARTER SCHOOLS</b>	<b>\$ 21,894,336</b>	<b>\$ -</b>

(a) Represents estimated state share of project including excessive cost grants. Amounts shown have not been reviewed by OPSC for compliance with all School Facility Program

(b) Represents estimated financial hardship. Amounts shown have not been reviewed by OPSC for compliance with all School Facility Program requirements.

\*Facility Hardship project requesting Seismic Mitigation Program funding.

\*\* School districts have been notified that the Office of Public School Construction will begin processing the district's application in the near future.

\*\*\* These applications exceed the available bond authority. The applications were submitted prior to OPSC's notification to school districts to submit a school board resolution with the application.

SFP APPLICATIONS  
 Modernization School Facilities Program  
 - Workload as of April 30, 2019 -

District	County	Site Name	Application Number	OPSC Date Received	Estimated State Grant (a)	Financial Hardship (b)	Notification Occurred**
Lindsay Unified	Tulare	Lincoln Elementary	57/71993-00-006	07/18/14	\$ 1,607,265	\$ -	
Lindsay Unified	Tulare	Jefferson Elementary	57/71993-00-007	07/18/14	\$ 347,127	\$ -	1/16/2018
Lindsay Unified	Tulare	Washington Elementary	57/71993-00-008	07/18/14	\$ 122,588	\$ -	1/16/2018
Ripon Unified	San Joaquin	Weston Elementary	57/68650-00-003	10/23/14	\$ 493,432	\$ -	
Biggs Unified	Butte	Biggs Elementary	57/61408-00-001	02/03/15	\$ 1,721,583	\$ 1,147,722	11/5/2018
Biggs Unified	Butte	Biggs High	57/61408-00-002	02/03/15	\$ 1,774,111	\$ 1,182,741	11/5/2018
Biggs Unified	Butte	Biggs Middle	57/61408-00-003	02/03/15	\$ 743,277	\$ 495,518	11/5/2018
Biggs Unified	Butte	Richvale Elementary	57/61408-00-004	02/03/15	\$ 240,992	\$ 160,661	11/5/2018
Temple City Unified	Los Angeles	La Rosa Elementary	57/65052-00-010	06/26/15	\$ 1,832,671	\$ -	2/4/2019
Culver City Unified	Los Angeles	Farragut Elementary	57/64444-00-011	07/27/15	\$ 614,317	\$ -	2/4/2019
Solano County Office of Education	Solano	Armijo High	57/10488-00-020	08/03/15	\$ 298,050	\$ 198,700	2/4/2019
Solano County Office of Education	Solano	Grange Middle	57/10488-00-028	08/03/15	\$ 134,334	\$ 89,556	2/4/2019
Twin Rivers Unified	Sacramento	Del Paso Heights Elementary	57/76505-00-041	08/06/15	\$ 288,086	\$ -	2/4/2019
Clovis Unified	Fresno	Kastner Intermediate	57/62117-00-048	08/07/15	\$ 1,159,067	\$ -	2/4/2019
Culver City Unified	Los Angeles	Culver City Middle	57/64444-00-012	08/11/15	\$ 200,887	\$ -	2/4/2019
Pomona Unified	Los Angeles	Lexington Elementary	57/64907-00-026	09/02/15	\$ 1,366,745	\$ -	2/4/2019
Pomona Unified	Los Angeles	Philadelphia Elementary	57/64907-00-027	09/02/15	\$ 1,334,580	\$ -	2/4/2019
Newport-Mesa Unified	Orange	Newport Harbor High	57/66597-00-036	09/22/15	\$ 1,216,878	\$ -	2/4/2019
Taft City Elementary	Kern	Jefferson Elementary	57/63800-00-005	09/28/15	\$ 1,033,800	\$ -	2/4/2019
Taft City Elementary	Kern	Conley Elementary	57/63800-00-006	09/30/15	\$ 751,266	\$ -	2/4/2019
Grossmont Union High	San Diego	Monte Vista High	57/68130-00-022	10/01/15	\$ 317,017	\$ -	2/4/2019
Alta Vista Elementary	Tulare	Alta Vista Elementary	57/71811-00-003	10/02/15	\$ 168,601	\$ 112,400	2/4/2019
Sanger Unified	Fresno	Madison Elementary	57/62414-00-015	10/05/15	\$ 1,757,634	\$ -	2/4/2019
Ventura County Office of Education	Ventura	Gateway Community	57/10561-00-005	10/09/15	\$ 86,069	\$ 57,379	2/4/2019
Culver City Unified	Los Angeles	Culver City High	57/64444-00-013	10/19/15	\$ 486,107	\$ -	2/4/2019
Newman Crows Landing Unified	Stanislaus	Bonita Elementary	57/73601-00-003	10/23/15	\$ 458,633	\$ -	2/4/2019
Saddleback Valley Unified	Orange	La Tierra Elementary	57/73635-00-035	10/26/15	\$ 1,735,471	\$ -	2/4/2019
Chico Unified	Butte	Bidwell Junior High	57/61424-00-005	10/30/15	\$ 593,784	\$ -	2/4/2019
San Juan Unified	Sacramento	Winston Churchill Middle	57/67447-00-059	10/30/15	\$ 1,039,484	\$ -	2/4/2019
Central Elementary	San Bernardino	Valle Vista Elementary	57/67645-00-005	11/03/15	\$ 2,476,386	\$ -	2/4/2019
Pomona Unified	Los Angeles	Ganesha Senior High	57/64907-00-028	11/23/15	\$ 2,389,047	\$ -	2/4/2019
Santa Barbara Unified	Santa Barbara	Goleta Valley Junior High	57/76786-00-008	11/30/15	\$ 284,177	\$ -	2/4/2019
Oak Valley Union Elementary	Tulare	Oak Valley Elementary	57/72017-00-003	12/01/15	\$ 142,695	\$ 95,130	2/4/2019
Placentia-Yorba Linda Unified	Orange	Valencia High	57/66647-00-037	12/07/15	\$ 2,322,798	\$ -	2/4/2019
Tipton Elementary	Tulare	Tipton Elementary	57/72215-00-002	01/05/16	\$ 202,310	\$ 134,873	2/4/2019
Antioch Unified	Contra Costa	Antioch High	57/61648-00-012	01/22/16	\$ 1,076,782	\$ -	2/4/2019
San Ramon Unified	Contra Costa	Armstrong Elementary	57/61804-00-023	01/29/16	\$ 798,221	\$ -	2/4/2019
Grossmont Union High	San Diego	Mt. Miguel High	57/68130-00-023	02/10/16	\$ 787,613	\$ -	2/4/2019
Grossmont Union High	San Diego	Grossmont High	57/68130-00-024	02/11/16	\$ 10,715,765	\$ -	2/4/2019
Happy Valley Elementary	Santa Cruz	Happy Valley Elementary	57/69757-00-001	02/24/16	\$ 112,108	\$ 74,739	2/4/2019
Sanger Unified	Fresno	John Wash Elementary	57/62414-00-016	02/25/16	\$ 557,282	\$ -	2/4/2019
Reef-Sunset Unified	Kings	Avenal Elementary	57/73932-00-005	02/26/16	\$ 328,290	\$ 218,860	2/4/2019
Reef-Sunset Unified	Kings	Avenal High	57/73932-00-006	02/26/16	\$ 108,987	\$ 72,658	2/4/2019
Reef-Sunset Unified	Kings	Kettleman City Elementary	57/73932-00-007	02/26/16	\$ 127,423	\$ 84,949	2/4/2019
Reef-Sunset Unified	Kings	Reef Sunset Middle	57/73932-00-008	02/26/16	\$ 216,775	\$ 144,517	2/4/2019
Reef-Sunset Unified	Kings	Sunrise High	57/73932-00-009	02/26/16	\$ 25,469	\$ 16,980	2/4/2019
Culver City Unified	Los Angeles	La Ballona Elementary	57/64444-00-014	03/07/16	\$ 468,989	\$ -	2/4/2019
Azusa Unified	Los Angeles	Sierra Continuation High	57/64279-00-014	03/17/16	\$ 47,444	\$ -	2/4/2019

SFP APPLICATIONS  
 Modernization School Facilities Program  
 - Workload as of April 30, 2019 -

District	County	Site Name	Application Number	OPSC Date Received	Estimated State Grant (a)	Financial Hardship (b)	Notification Occurred**
San Francisco Unified	San Francisco	Frank McCoppin Elementary	57/68478-63-004	04/04/16	\$ 1,793,422	\$ -	2/4/2019
Clay Joint Elementary	Fresno	Clay Elementary	57/62109-00-002	04/11/16	\$ 71,482	\$ 47,655	2/4/2019
San Francisco Unified	San Francisco	Chin (John Yehall) Elementary	57/68478-79-003	04/13/16	\$ 1,672,436	\$ -	2/4/2019
Downey Unified	Los Angeles	Warren High	57/64451-00-026	04/14/16	\$ 8,133,313	\$ -	2/4/2019
Perris Elementary	Riverside	Innovative Horizons Charter (Nan Saunders)	57/67199-00-002	04/20/16	\$ 1,197,581	\$ -	2/4/2019
Southern Trinity Joint Unified	Trinity	Van Duzen Elementary	57/73833-00-003	04/27/16	\$ 334,253	\$ -	2/4/2019
Newhall Elementary	Los Angeles	Newhall Elementary	57/64832-00-004	04/29/16	\$ 1,892,817	\$ -	2/4/2019
Sequoia Union High	San Mateo	Sequoia High	57/69062-00-036	05/09/16	\$ 909,374	\$ -	2/4/2019
Downey Unified	Los Angeles	Warren High	57/64451-00-027	05/11/16	\$ 1,063,285	\$ -	2/4/2019
West Contra Costa Unified	Contra Costa	Pinole Valley High	57/61796-00-051	05/13/16	\$ 16,502,885	\$ -	2/4/2019
Dinuba Unified	Tulare	Lincoln Elementary	57/75531-00-010	05/13/16	\$ 817,533	\$ -	2/4/2019
Pomona Unified	Los Angeles	Garey High	57/64907-00-029	05/24/16	\$ 2,832,407	\$ -	2/4/2019
Tulare City Elementary	Tulare	Roosevelt Elementary	57/72231-00-009	06/15/16	\$ 471,463	\$ -	2/4/2019
Tulare City Elementary	Tulare	Garden Elementary	57/72231-00-010	06/15/16	\$ 630,173	\$ -	2/4/2019
Tulare Joint Union High	Tulare	Tulare Union High	57/72249-00-005	06/15/16	\$ 1,827,766	\$ -	2/4/2019
Pomona Unified	Los Angeles	Lincoln Elementary	57/64907-00-030	06/22/16	\$ 680,501	\$ -	2/4/2019
Temecula Valley Unified	Riverside	Margarita Middle	57/75192-00-005	06/27/16	\$ 3,315,233	\$ -	2/4/2019
Temecula Valley Unified	Riverside	Nicolas Valley Elementary	57/75192-00-006	06/27/16	\$ 2,354,369	\$ -	2/4/2019
Temecula Valley Unified	Riverside	Temecula Valley High	57/75192-00-007	06/27/16	\$ 12,709,360	\$ -	2/4/2019
Azusa Unified	Los Angeles	Gladstone High	57/64279-00-015	07/05/16	\$ 145,479	\$ -	2/4/2019
Azusa Unified	Los Angeles	Slauson Intermediate	57/64279-00-016	07/05/16	\$ 924,453	\$ -	2/4/2019
Stockton Unified	San Joaquin	Roosevelt Elementary	57/68676-00-036	07/06/16	\$ 3,455,202	\$ -	2/4/2019
Scott Valley Unified	Siskiyou	Scott Valley Junior High	57/76455-00-005	07/08/16	\$ 1,148,215	\$ -	2/4/2019
Stockton Unified	San Joaquin	Victory Elementary	57/68676-00-037	07/12/16	\$ 3,939,628	\$ -	2/4/2019
Scott Valley Unified	Siskiyou	Etna Elementary	57/76455-00-006	07/12/16	\$ 1,724,802	\$ -	2/4/2019
Scott Valley Unified	Siskiyou	Fort Jones Elementary	57/76455-00-007	07/12/16	\$ 1,004,356	\$ -	2/4/2019
Clovis Unified	Fresno	Mickey Cox Elementary	57/62117-00-049	07/18/16	\$ 464,931	\$ -	2/4/2019
Jurupa Unified	Riverside	Jurupa Valley High	57/67090-00-007	07/20/16	\$ 2,971,531	\$ -	2/4/2019
Garden Grove Unified	Orange	Ralston Intermediate	57/66522-00-074	07/21/16	\$ 570,440	\$ -	2/4/2019
William S. Hart Union High	Los Angeles	Canyon High	57/65136-00-009	07/25/16	\$ 1,124,552	\$ -	2/4/2019
Clovis Unified	Fresno	Fancher Creek Elementary	57/62117-00-050	07/28/16	\$ 1,911,896	\$ -	2/4/2019
Natomas Unified	Sacramento	Natomas High	57/75283-00-002	07/28/16	\$ 2,600,476	\$ -	2/4/2019
Clovis Unified	Fresno	Cedarwood Elementary	57/62117-00-051	08/02/16	\$ 1,213,249	\$ -	2/4/2019
Temple City Unified	Los Angeles	Temple City High	57/65052-00-011	08/02/16	\$ 12,286,483	\$ -	2/4/2019
Redondo Beach Unified	Los Angeles	Parras Middle	57/75341-00-023	08/02/16	\$ 2,277,716	\$ -	2/4/2019
Redondo Beach Unified	Los Angeles	Adams Middle	57/75341-00-024	08/02/16	\$ 989,484	\$ -	2/4/2019
Redondo Beach Unified	Los Angeles	Alta Vista Elementary	57/75341-00-025	08/02/16	\$ 412,032	\$ -	2/4/2019
San Juan Unified	Sacramento	Bella Vista High	57/67447-00-060	08/05/16	\$ 843,232	\$ -	2/4/2019
Panama-Buena Vista Union	Kern	Sing Lum Elementary	57/63362-00-005	08/15/16	\$ 3,498,119	\$ -	3/5/2019
Jurupa Unified	Riverside	Jurupa Unified	57/67090-00-008	08/18/16	\$ 2,553,407	\$ -	3/5/2019
Clovis Unified	Fresno	Gateway High	57/62117-00-052	08/19/16	\$ 179,130	\$ -	3/5/2019
Downey Unified	Los Angeles	Downey High	57/64451-00-028	08/24/16	\$ 9,094,046	\$ -	3/5/2019
Long Beach Unified	Los Angeles	Polytechnic High	57/64725-00-020	08/25/16	\$ 3,582,592	\$ -	3/5/2019
Laytonville Unified	Mendocino	Laytonville Elementary	57/73916-00-001	08/25/16	\$ 1,412,168	\$ -	3/5/2019
Colton Joint Unified	San Bernardino	Washington Alternative High	57/67686-00-022	08/26/16	\$ 749,615	\$ -	3/5/2019
Azusa Unified	Los Angeles	Center Middle	57/64279-00-017	09/06/16	\$ 1,149,748	\$ -	3/5/2019
Newport-Mesa Unified	Orange	Adams Elementary	57/66597-00-037	09/07/16	\$ 596,195	\$ -	3/5/2019
Newport-Mesa Unified	Orange	Sonora Elementary	57/66597-00-038	09/07/16	\$ 510,780	\$ -	3/5/2019

SFP APPLICATIONS  
 Modernization School Facilities Program  
 - Workload as of April 30, 2019 -

District	County	Site Name	Application Number	OPSC Date Received	Estimated State Grant (a)	Financial Hardship (b)	Notification Occurred**
Newport-Mesa Unified	Orange	Paularino Elementary	57/66597-00-039	09/07/16	\$ 392,692	\$ -	3/5/2019
Desert Sands Unified	Riverside	Hoover (Herbert) Elementary	57/67058-00-018	09/08/16	\$ 374,940	\$ -	3/5/2019
Lincoln Unified	San Joaquin	Lincoln High	57/68569-00-015	09/14/16	\$ 2,007,010	\$ -	3/5/2019
Winters Joint Unified	Yolo	Winters Middle	57/72702-00-006	09/16/16	\$ 698,675	\$ -	3/5/2019
San Dieguito Union High	San Diego	Earl Warren Middle	57/68346-00-006	09/23/16	\$ 3,725,385	\$ -	3/5/2019
Natomas Unified	Sacramento	Leroy Greene Academy	57/75283-00-003	09/23/16	\$ 918,611	\$ -	3/5/2019
Newport-Mesa Unified	Orange	Early College High	57/66597-00-040	09/27/16	\$ 3,051,952	\$ -	3/5/2019
Corcoran Joint Unified	Kings	John C. Fremont Elementary	57/63891-00-009	09/30/16	\$ 2,037,856	\$ -	3/5/2019
Corcoran Joint Unified	Kings	Bret Hart Elementary	57/63891-00-010	09/30/16	\$ 278,912	\$ -	3/5/2019
Anaheim Union High	Orange	Katella High	57/66431-00-015	10/10/16	\$ 6,595,880	\$ -	3/5/2019
Stockton Unified	San Joaquin	Stockton Unified Early College Academy	57/68676-00-038	10/11/16	\$ 5,214,348	\$ -	3/5/2019
Long Beach Unified	Los Angeles	Renaissance High School for the Arts	57/64725-00-021	10/13/16	\$ 7,452,532	\$ -	3/5/2019
Pioneer Union Elementary	Kings	Pioneer Elementary	57/63990-00-003	10/26/16	\$ 1,894,686	\$ -	4/2/2019
Colton Joint Unified	San Bernardino	Colton High	57/67686-00-023	10/26/16	\$ 1,525,061	\$ -	4/2/2019
Sanger Unified	Fresno	Sanger Academy Charter	57/62414-00-017	10/28/16	\$ 725,853	\$ -	4/2/2019
Manteca Unified	San Joaquin	Golden West Elementary	57/68593-00-011	10/28/16	\$ 1,579,503	\$ -	4/2/2019
Manteca Unified	San Joaquin	Shasta Elementary	57/68593-00-012	10/28/16	\$ 1,532,202	\$ -	4/2/2019
Manteca Unified	San Joaquin	Lathrop Elementary	57/68593-00-013	10/28/16	\$ 3,749,688	\$ -	4/2/2019
Manteca Unified	San Joaquin	Sequoia Elementary	57/68593-00-014	10/28/16	\$ 3,529,162	\$ -	4/2/2019
Manteca Unified	San Joaquin	Lincoln Elementary	57/68593-00-015	10/28/16	\$ 2,754,052	\$ -	4/2/2019
Saddleback Valley Unified	Orange	Trabuco Mesa Elementary	57/73635-00-036	10/28/16	\$ 2,694,648	\$ -	4/2/2019
Saddleback Valley Unified	Orange	Cielo Vista Elementary	57/73635-00-037	10/28/16	\$ 3,555,938	\$ -	4/2/2019
San Ramon Valley Unified	Contra Costa	Walt Disney Elementary	57/61804-00-024	10/31/16	\$ 785,930	\$ -	4/2/2019
Clovis Unified	Fresno	Mountain View Elementary	57/62117-00-053	10/31/16	\$ 1,831,518	\$ -	4/2/2019
San Ramon Valley Unified	Contra Costa	Monte Vista High	57/61804-00-025	11/03/16	\$ 985,056	\$ -	4/2/2019
Saugus Union	Los Angeles	James Foster Elementary	57/64998-00-008	11/04/16	\$ 629,801	\$ -	4/2/2019
Saugus Union	Los Angeles	Charles Helmers Elementary	57/64998-00-009	11/04/16	\$ 3,152,965	\$ -	4/2/2019
Garden Grove Unified	Orange	Leo Carrillo Elementary	57/66522-00-075	11/04/16	\$ 494,934	\$ -	4/2/2019
Garden Grove Unified	Orange	Post Elementary	57/66522-00-076	11/04/16	\$ 637,489	\$ -	4/2/2019
Garden Grove Unified	Orange	Sarah McGarvin Intermediate	57/66522-00-077	11/04/16	\$ 287,838	\$ -	4/2/2019
Garden Grove Unified	Orange	Clinton-Mendenhall Elementary	57/66522-00-078	11/04/16	\$ 601,582	\$ -	4/2/2019
Garden Grove Unified	Orange	Edward Russell Elementary	57/66522-00-079	11/04/16	\$ 481,663	\$ -	4/2/2019
Garden Grove Unified	Orange	Garden Grove High	57/66522-00-080	11/04/16	\$ 1,933,679	\$ -	4/2/2019
Garden Grove Unified	Orange	Patton Elementary	57/66522-00-081	11/04/16	\$ 352,124	\$ -	4/2/2019
Garden Grove Unified	Orange	Louis Lake Intermediate	57/66522-00-082	11/04/16	\$ 285,627	\$ -	4/2/2019
Garden Grove Unified	Orange	Leroy L Doig Intermediate	57/66522-00-083	11/04/16	\$ 687,631	\$ -	4/2/2019
Garden Grove Unified	Orange	Dwight D Eisenhower Elementary	57/66522-00-084	11/04/16	\$ 1,061,123	\$ -	4/2/2019
Garden Grove Unified	Orange	Bolsa Grande High	57/66522-00-085	11/04/16	\$ 1,025,169	\$ -	4/2/2019
Sonora Elementary	Tuolumne	Sonora Elementary	57/72371-00-004	11/08/16	\$ 1,360,167	\$ -	5/1/2019
Sonora Elementary	Tuolumne	Sonora Elementary	57/72371-00-003	11/09/16	\$ 2,067,799	\$ -	5/1/2019
Rosemead Elementary	Los Angeles	Janson Elementary	57/64931-00-010	11/16/16	\$ 2,582,808	\$ -	5/1/2019
Rosemead Elementary	Los Angeles	Janson Elementary	57/64931-00-011	11/16/16	\$ 2,586,682	\$ -	5/1/2019
Rosemead Elementary	Los Angeles	Encinita Elementary	57/64931-00-012	11/16/16	\$ 1,556,508	\$ -	5/1/2019
Grossmont Union High	San Diego	Chaparral High	57/68130-00-025	11/17/16	\$ 2,162,636	\$ -	5/1/2019
Santa Paula Unified	Ventura	Renaissance High	57/76828-00-001	11/17/16	\$ 735,739	\$ -	5/1/2019
Azusa Unified	Los Angeles	Paramount Elementary	57/64279-00-018	11/18/16	\$ 2,861,302	\$ -	5/1/2019
Culver City Unified	Los Angeles	El Marino Elementary	57/64444-00-015	11/18/16	\$ 1,354,409	\$ -	5/1/2019
Duarte Unified	Los Angeles	Northview Intermediate	57/64469-00-011	11/22/16	\$ 3,232,275	\$ -	5/1/2019

SFP APPLICATIONS  
 Modernization School Facilities Program  
 - Workload as of April 30, 2019 -

District	County	Site Name	Application Number	OPSC Date Received	Estimated State Grant (a)	Financial Hardship (b)	Notification Occurred**
Alvord Unified	Riverside	Norte Vista Hihh	57/66977-00-015	11/22/16	\$ 2,222,641	\$ -	5/1/2019
Traver Joint Elementary	Tulare	Traver Elementary	57/72223-00-002	11/22/16	\$ 105,143	\$ 70,096	5/1/2019
Saddleback Valley Unified	Orange	Mission Viejo High	57/73635-00-038	11/23/16	\$ 4,096,931	\$ -	5/1/2019
Saddleback Valley Unified	Orange	Trabuco Hills High	57/73635-00-039	11/29/16	\$ 2,199,511	\$ -	5/1/2019
Santa Barbara Unified	Santa Barbara	La Colina Junior High	57/76786-00-009	11/29/16	\$ 964,894	\$ -	5/1/2019
Princeton Joint Unified	Glenn	Princeton Junior-Senior High	57/62646-00-001	12/01/16	\$ 1,050,884	\$ -	5/1/2019
Princeton Joint Unified	Glenn	Princeton Elementary	57/62646-00-002	12/01/16	\$ 344,816	\$ -	5/1/2019
Placer Union High	Placer	Placer High	57/66894-00-010	12/01/16	\$ 3,190,203	\$ -	5/1/2019
Torrance Unified	Los Angeles	Torrance High	57/65060-00-035	12/06/16	\$ 4,209,195	\$ -	5/1/2019
Merced City Elementary	Merced	Hoover Middle	57/65771-00-012	12/07/16	\$ 3,805,712	\$ -	5/1/2019
Stockton Unified	San Joaquin	Edison Senior High	57/68676-00-039	12/07/16	\$ 16,101,918	\$ -	5/1/2019
Newport-Mesa Unified	Orange	Corona Del Mar High	57/66597-00-041	12/12/16	\$ 5,555,425	\$ -	5/1/2019
Palm Springs Unified	Riverside	Raymond Cree Middle	57/67173-00-010	12/12/16	\$ 588,722	\$ -	5/1/2019
Franklin-McKinley Elementary	Santa Clara	Franklin Elementary	57/69450-00-010	12/14/16	\$ 2,358,216	\$ -	5/1/2019
Placer Union High	Placer	Del Oro High	57/66894-00-011	12/15/16	\$ 2,787,304	\$ -	5/1/2019
Garden Grove Unified	Orange	Marie Hare Continuation High	57/66522-00-086	12/21/16	\$ 894,001	\$ -	5/1/2019
Moreno Valley Unified	Riverside	Edgemont Elementary	57/67124-00-009	12/23/16	\$ 1,059,890	\$ -	5/1/2019
Moreno Valley Unified	Riverside	Moreno Valley High	57/67124-00-010	12/23/16	\$ 1,667,764	\$ -	5/1/2019
Alvord Unified	Riverside	Crista S. McAuliffe Elementary	57/66977-00-016	12/28/16	\$ 840,231	\$ -	5/1/2019
Alvord Unified	Riverside	La Sierra High	57/66977-00-017	12/28/16	\$ 2,715,598	\$ -	5/1/2019
Alvord Unified	Riverside	Foothill Elementary	57/66977-00-018	12/28/16	\$ 1,508,459	\$ -	5/1/2019
Jurupa Unified	Riverside	Peralta Elementary	57/67090-00-009	12/29/16	\$ 690,106	\$ -	5/1/2019
Folsom-Cordova Unified	Sacramento	Sundahl (Carl H.) Elementary	57/67330-21-005	01/06/17	\$ 1,900,623	\$ -	-
Woodville Elementary	Tulare	Woodville Elementary	57/72298-00-002	01/06/17	\$ 173,771	\$ 115,847	-
Lancaster Elementary	Los Angeles	Joshua Elementary	57/64667-00-008	01/11/17	\$ 1,514,346	\$ -	-
Hollister Elementary	San Benito	Cerra Vista Elementary	57/67470-00-001	01/11/17	\$ 1,097,653	\$ -	-
Hollister Elementary	San Benito	Calaveras Elementary	57/67470-00-002	01/11/17	\$ 1,120,146	\$ -	-
Torrance Unified	Los Angeles	North High	57/65060-00-036	01/12/17	\$ 2,283,123	\$ -	-
Corcoran Joint Unified	Kings	John Muir Middle	57/63891-00-011	01/13/17	\$ 2,251,630	\$ -	-
Merced City Elementary	Merced	Chenoweth Elementary	57/65771-00-013	01/17/17	\$ 1,341,801	\$ -	-
Merced City Elementary	Merced	Chenoweth Elementary	57/65771-00-014	01/17/17	\$ 667,044	\$ -	-
Rincon Valley Unioin Elementary	Sonoma	Binkley Elementary	57/70896-00-009	01/17/17	\$ 1,397,839	\$ -	-
Rincon Valley Unioin Elementary	Sonoma	Madrone Elementary	57/70896-00-010	01/17/17	\$ 592,830	\$ -	-
Colton Joint Unified	San Bernardino	Bloomington High	57/67686-00-024	01/18/17	\$ 1,674,492	\$ -	-
Pacific Elementary	Santa Cruz	Pacific Elementary	57/69781-00-001	01/20/17	\$ 47,565	\$ 31,710	-
Westside Union Elementary	Los Angeles	Cottonwood Elementary	57/65102-00-004	01/24/17	\$ 2,226,796	\$ -	-
Gridley Unified	Butte	Sycamore Middle	57/75507-00-001	01/24/17	\$ 669,187	\$ -	-
Gridley Unified	Butte	Sycamore Middle	57/75507-00-002	01/24/17	\$ 662,920	\$ -	-
Gridley Unified	Butte	Wilson Elementary	57/75507-00-003	01/24/17	\$ 995,603	\$ -	-
Gridley Unified	Butte	Wilson Elementary	57/75507-00-004	01/24/17	\$ 892,537	\$ -	-
Gridley Unified	Butte	McKinley Elementary	57/75507-00-005	01/24/17	\$ 1,397,840	\$ -	-
Pollock Pines Elementary	El Dorado	Pinewood Elementary	57/61960-00-001	01/25/17	\$ 1,147,329	\$ -	-
Pollock Pines Elementary	El Dorado	Sierra Ridge Middle	57/61960-00-002	01/25/17	\$ 1,339,531	\$ -	-
Atascadero Unified	San Luis Obispo	Santa Rosa Academy	57/68700-00-004	01/25/17	\$ 3,603,262	\$ -	-
Arvin Union Elementary	Kern	Haven Drive Middle	57/63313-00-001	01/26/17	\$ 1,572,811	\$ -	-
Pixley Union Elementary	Tulare	Pixley Union Elementary	57/72041-00-001	01/26/17	\$ 3,570,061	\$ 2,380,041	-
Atascadero Unified	San Luis Obispo	San Gabriel Elementary	57/68700-00-005	02/01/17	\$ 2,680,991	\$ -	-
San Carlos Elementary	San Mateo	Tierra Linda Middle	57/69021-00-011	02/01/17	\$ 4,135,922	\$ -	-



SFP APPLICATIONS  
 Modernization School Facilities Program  
 - Workload as of April 30, 2019 -

District	County	Site Name	Application Number	OPSC Date Received	Estimated State Grant (a)	Financial Hardship (b)	Notification Occurred**
Jurupa Unified	Riverside	Ina Arbuckle Elementary	57/67090-00-010	02/03/17	\$ 2,565,897	\$ -	
San Juan Unified	Sacramento	Citrus Heights Elementary	57/67447-00-061	02/03/17	\$ 310,415	\$ -	
Corcoran Joint Unified	Kings	Mark Twain Elementary	57/63891-00-012	02/07/17	\$ 2,019,861	\$ -	
Newcastle Elementary	Placer	Newcastle Elementary	57/66852-00-002	02/07/17	\$ 80,508	\$ 53,672	
Grossmont Union High	San Diego	El Capitan High	57/68130-00-026	02/07/17	\$ 242,388	\$ -	
Tahoe-Truckee Joint Unified	Placer	Kings Beach Elementary	57/66944-00-011	02/13/17	\$ 1,044,412	\$ -	
Tahoe-Truckee Joint Unified	Placer	Glenshire Elementary	57/66944-00-013	02/13/17	\$ 1,042,848	\$ -	
Tracy Unified	San Joaquin	South West Park Elementary	57/75499-00-011	02/14/17	\$ 2,659,552	\$ -	
Azusa Unified	Los Angeles	Center Middle	57/64279-00-019	02/15/17	\$ 3,296,598	\$ -	
Alameda Unified	Alameda	Alameda High	57/61119-01-001	02/23/17	\$ 1,679,127	\$ -	
Banta Elementary	San Joaquin	Banta Elementary	57/68486-00-002	02/23/17	\$ 80,632	\$ 53,755	
Sequoia Union Elementary	Tulare	Sequoia Elementary	57/72116-00-002	02/24/17	\$ 168,807	\$ 112,538	
Jurupa Unified	Riverside	Jurupa Valley High	57/67090-00-011	02/27/17	\$ 1,595,262	\$ -	
San Juan Unified	Sacramento	Bella Vista High	57/67447-00-062	02/27/17	\$ 741,237	\$ -	
Southern Humboldt Joint Unified	Humboldt	South Fork High	57/63040-00-001	03/03/17	\$ 2,114,533	\$ -	
Atascadero Unified	San Luis Obispo	Atascadero Junior High	57/68700-00-006	03/03/17	\$ 5,164,441	\$ -	
Desert Sands Unified	Riverside	La Quinta Middle	57/67058-00-019	03/06/17	\$ 2,566,440	\$ -	
Palm Springs Unified	Riverside	Agua Caliente Elementary	57/67173-00-011	03/07/17	\$ 1,179,108	\$ -	
Sierra Sands Unified	Kern	Burroughs High	57/73742-00-009	03/07/17	\$ 8,093,864	\$ 5,395,909	
San Ramon Valley Unified	Contra Costa	Bollinger Canyon Elementary	57/61804-00-026	03/13/17	\$ 502,912	\$ -	
San Ramon Valley Unified	Contra Costa	Los Cerros Middle	57/61804-00-027	03/13/17	\$ 1,001,109	\$ -	
Sierra Sands Unified	Kern	Murray Middle	57/73742-00-010	03/13/17	\$ 4,810,926	\$ 3,207,284	
Azusa Unified	Los Angeles	Slauson Middle	57/64279-00-020	03/15/17	\$ 4,694,932	\$ -	
San Ramon Valley Unified	Contra Costa	Pine Valley Middle	57/61804-00-028	03/16/17	\$ 858,187	\$ -	
San Ramon Valley Unified	Contra Costa	Tassajara Hills Elementary	57/61804-00-029	03/16/17	\$ 670,550	\$ -	
Dinuba Unified	Tulare	Dinuba High	57/75531-00-013	03/16/17	\$ 840,068	\$ 560,046	
Dinuba Unified	Tulare	Jefferson Elementary	57/75531-00-014	03/16/17	\$ 190,260	\$ 126,840	
Dinuba Unified	Tulare	Lincoln Elementary	57/75531-00-015	03/16/17	\$ 100,240	\$ 66,827	
Torrance Unified	Los Angeles	Calle Mayor Middle School	57/65060-00-037	03/22/17	\$ 1,326,473	\$ -	
Downey Unified	Los Angeles	Stauffer Middle	57/64451-00-029	03/23/17	\$ 7,237,121	\$ -	
Central Elementary	San Bernardino	Dona Merced Elementary	57/67645-00-006	03/28/17	\$ 700,193	\$ -	
Central Elementary	San Bernardino	Bear Gulch Elementary	57/67645-00-007	03/28/17	\$ 826,805	\$ -	
Clovis Unified	Fresno	Red Bank Elementary	57/62117-00-055	04/04/17	\$ 3,090,137	\$ -	
Twin Rivers Unified	Sacramento	Frontier Elementary	57/76505-00-042	04/05/17	\$ 798,413	\$ -	
Twin Rivers Unified	Sacramento	Castori Elementary	57/76505-00-043	04/05/17	\$ 625,660	\$ -	
Twin Rivers Unified	Sacramento	Northwood Elementary	57/76505-00-044	04/05/17	\$ 676,898	\$ -	
Potter Valley Community Unified	Mendocino	Potter Valley High	57/73866-00-001	04/07/17	\$ 1,812,691	\$ -	
Scotts Valley Unified	Santa Cruz	Scotts Valley Middle	57/75432-00-002	04/20/17	\$ 4,228,965	\$ -	
Central Elementary	San Bernardino	Central Elementary	57/67645-00-008	04/24/17	\$ 809,201	\$ -	
Menlo Park City Elementary	San Mateo	Laurel Elementary	57/68965-00-006	04/24/17	\$ 1,812,907	\$ -	
Fullerton Joint Union High	Orange	Sunny Hills High	57/66514-00-016	04/26/17	\$ 2,230,396	\$ -	
San Francisco Unified	San Francisco	Redding Elementary	57/68478-79-004	04/26/17	\$ 1,649,358	\$ -	
San Benito High	San Benito	San Benito High	57/67538-00-002	04/27/17	\$ 1,033,724	\$ -	
San Benito High	San Benito	San Benito High	57/67538-00-003	04/27/17	\$ 3,781,733	\$ -	
San Benito High	San Benito	San Benito High	57/67538-00-004	04/27/17	\$ 797,124	\$ -	
Snowline Joint Unified	San Bernardino	Pinon Hills Elementary	57/73957-00-001	05/01/17	\$ 307,916	\$ 205,278	
Snowline Joint Unified	San Bernardino	Serrano High	57/73957-00-002	05/01/17	\$ 1,802,099	\$ 1,201,400	
Snowline Joint Unified	San Bernardino	Baldy Elementary	57/73957-00-003	05/01/17	\$ 542,518	\$ 361,679	

SFP APPLICATIONS  
 Modernization School Facilities Program  
 - Workload as of April 30, 2019 -

District	County	Site Name	Application Number	OPSC Date Received	Estimated State Grant (a)	Financial Hardship (b)	Notification Occurred**
Snowline Joint Unified	San Bernardino	Chaparral Continuation High	57/73957-00-004	05/01/17	\$ 126,468	\$ 84,312	
Snowline Joint Unified	San Bernardino	Phelan Elementary	57/73957-00-005	05/01/17	\$ 390,288	\$ 260,192	
Snowline Joint Unified	San Bernardino	Quail Valley Middle	57/73957-00-006	05/01/17	\$ 235,451	\$ 156,967	
Snowline Joint Unified	San Bernardino	Wrightwood Elementary	57/73957-00-007	05/01/17	\$ 258,119	\$ 172,080	
Snowline Joint Unified	San Bernardino	Pinon Mesa Middle	57/73957-00-008	05/01/17	\$ 515,478	\$ 343,652	
Escalon Unified	San Joaquin	Escalon High	57/68502-00-003	05/04/17	\$ 195,585	\$ -	
Taft City Elementary	Kern	Lincoln Junior High	57/63800-00-007	05/09/17	\$ 3,922,144	\$ -	
Konocti Unified	Lake	Lower Lake High	57/64022-00-010	05/09/17	\$ 759,579	\$ -	
Konocti Unified	Lake	Lower Lake Elementary	57/64022-00-011	05/09/17	\$ 702,458	\$ -	
Kern High	Kern	Foothill High	57/63529-00-011	05/17/17	\$ 1,668,200	\$ -	
Pomona Unified	Los Angeles	Fremont Academy	57/64907-00-031	05/23/17	\$ 190,358	\$ -	
San Jacinto Unified	Riverside	De Anza Elementary	57/67249-00-006	05/23/17	\$ 2,730,216	\$ -	
San Jacinto Unified	Riverside	Park Hill	57/67249-00-007	05/23/17	\$ 2,557,969	\$ -	
San Ramon Valley Unified	Contra Costa	Iron Horse Middle	57/61804-00-030	05/26/17	\$ 903,361	\$ -	
Whittier City Elementary	Los Angeles	Dexter Middle	57/65110-00-013	06/02/17	\$ 5,030,095	\$ -	
Los Angeles Unified	Los Angeles	Drew (Charles) Middle	57/64733-00-600	06/06/17	\$ 4,199,849	\$ -	
Los Angeles Unified	Los Angeles	Kittridge Elementary	57/64733-00-601	06/06/17	\$ 1,095,503	\$ -	
Los Angeles Unified	Los Angeles	Hamasaki (Riggin) Elementary	57/64733-00-602	06/06/17	\$ 1,287,581	\$ -	
Los Angeles Unified	Los Angeles	Loyola Village Elementary	57/64733-00-603	06/06/17	\$ 1,649,253	\$ -	
Los Angeles Unified	Los Angeles	Graham Elementary	57/64733-00-610	06/06/17	\$ 3,852,882	\$ -	
Los Angeles Unified	Los Angeles	Tenth Street Elementary	57/64733-00-611	06/06/17	\$ 3,555,182	\$ -	
Los Angeles Unified	Los Angeles	Belmont Senior High	57/64733-11-013	06/06/17	\$ 1,992,944	\$ -	
Los Angeles Unified	Los Angeles	Loreto Street Elementary	57/64733-00-604	06/12/17	\$ 969,228	\$ -	
Los Angeles Unified	Los Angeles	West Vernon Avenue Elementary	57/64733-00-605	06/12/17	\$ 3,129,659	\$ -	
Los Angeles Unified	Los Angeles	Alphonso B Perez Special Education Center	57/64733-00-606	06/12/17	\$ 2,182,080	\$ -	
Los Angeles Unified	Los Angeles	Loren Miller Elementary	57/64733-00-607	06/12/17	\$ 2,062,559	\$ -	
Los Angeles Unified	Los Angeles	Marvin Elementary	57/64733-00-608	06/12/17	\$ 1,761,910	\$ -	
Los Angeles Unified	Los Angeles	Fairfax Senior High	57/64733-00-609	06/12/17	\$ 2,391,709	\$ -	
Cucamonga Elementary	San Bernardino	The Ontario Center	57/67694-00-004	06/15/17	\$ 2,691,763	\$ -	
Ackerman Elementary	Placer	Bowman Elementary	57/66761-00-004	06/16/17	\$ 2,019,694	\$ -	
Ceres Unified	Stanislaus	Ceres High	57/71043-00-014	06/19/17	\$ 1,693,230	\$ -	
Los Angeles Unified	Los Angeles	Burton Street Elementary	57/64733-00-612	06/20/17	\$ 2,776,042	\$ -	
Los Angeles Unified	Los Angeles	State Street Elementary	57/64733-00-613	06/20/17	\$ 2,176,320	\$ -	
Los Angeles Unified	Los Angeles	Sherman Oaks Center for Enriched Studies	57/64733-00-614	06/20/17	\$ 2,125,578	\$ -	
Los Angeles Unified	Los Angeles	Parthenia Street Elementary	57/64733-00-615	06/20/17	\$ 2,387,217	\$ -	
Los Angeles Unified	Los Angeles	James Monroe High	57/64733-00-616	06/20/17	\$ 1,784,276	\$ -	
Los Angeles Unified	Los Angeles	Robert Louis Stevenson Middle	57/64733-05-017	06/20/17	\$ 1,225,590	\$ -	
Los Angeles Unified	Los Angeles	Montague Charter Academy	57/64733-38-023	06/20/17	\$ 1,849,493	\$ -	
Twin Rivers Unified	Sacramento	Foothill High	57/76505-00-045	06/21/17	\$ 215,624	\$ -	
Twin Rivers Unified	Sacramento	Woodlake Elementary	57/76505-00-047	06/21/17	\$ 936,133	\$ -	
Twin Rivers Unified	Sacramento	Orchard Elementary	57/76505-00-048	06/21/17	\$ 677,836	\$ -	
Twin Rivers Unified	Sacramento	D. W. Babcock Elementary	57/76505-02-001	06/21/17	\$ 12,100	\$ -	
Twin Rivers Unified	Sacramento	Hagginwood Elementary	57/76505-02-003	06/21/17	\$ 477,469	\$ -	
Fullerton Joint Union High	Orange	Troy High	57/66514-00-017	06/22/17	\$ 3,425,704	\$ -	
Jurupa Unified	Riverside	Rubidoux High	57/67090-00-012	06/22/17	\$ 4,876,717	\$ -	
San Ramon Valley Unified	Contra Costa	Charlotte Wood Middle	57/61804-00-031	06/29/17	\$ 1,162,640	\$ -	
Los Angeles Unified	Los Angeles	Elizabeth Learning Center	57/64733-00-617	07/06/17	\$ 1,635,587	\$ -	
Los Angeles Unified	Los Angeles	Sylmar Senior High	57/64733-00-618	07/06/17	\$ 3,027,167	\$ -	

SFP APPLICATIONS  
 Modernization School Facilities Program  
 - Workload as of April 30, 2019 -

District	County	Site Name	Application Number	OPSC Date Received	Estimated State Grant (a)	Financial Hardship (b)	Notification Occurred**
Los Angeles Unified	Los Angeles	Griffith Middle	57/64733-00-619	07/06/17	\$ 3,023,576	\$ -	
Chaffey Joint Union High	San Bernardino	Rancho Cucamonga High	57/67652-00-004	07/12/17	\$ 9,398,565	\$ -	
Gustine Unified	Stanislaus	Gustine High	57/73619-00-005	07/13/17	\$ 1,279,608	\$ -	
Brawley Elementary	Imperial	Barbara Worth Junior High	57/63073-00-003	07/14/17	\$ 1,076,419	\$ -	
Chaffey Joint Union High	San Bernardino	Etiwanda High	57/67652-00-005	07/14/17	\$ 19,425,446	\$ -	
La Habra City Elementary	Orange	Walnut Elementary	57/66563-00-009	07/17/17	\$ 2,669,971	\$ -	
Lincoln Unified	San Joaquin	Claudia Landeen Elementary	57/68569-00-016	07/17/17	\$ 1,012,180	\$ -	
Lincoln Unified	San Joaquin	Lincoln Elementary	57/68569-00-017	07/17/17	\$ 798,973	\$ -	
Los Angeles Unified	Los Angeles	Hoover Street Elementary	57/64733-00-620	07/18/17	\$ 2,493,434	\$ -	
Los Angeles Unified	Los Angeles	Griffin Avenue Elementary	57/64733-00-621	07/18/17	\$ 1,748,486	\$ -	
Los Angeles Unified	Los Angeles	El Sereno Middle	57/64733-34-016	07/18/17	\$ 467,371	\$ -	
Los Angeles Unified	Los Angeles	Reseda High	57/64733-39-008	07/18/17	\$ 1,622,731	\$ -	
Central Union High	Imperial	Southwest High	57/63115-00-003	07/25/17	\$ 2,983,443	\$ -	
Los Angeles Unified	Los Angeles	Kennedy (John F.) High	57/64733-00-622	07/25/17	\$ 1,378,141	\$ -	
Los Angeles Unified	Los Angeles	Hale Charter School Academy	57/64733-00-623	07/25/17	\$ 4,231,576	\$ -	
Los Angeles Unified	Los Angeles	Dana (Richard Henry) Middle	57/64733-20-019	07/25/17	\$ 1,049,442	\$ -	
Larkspur Elementary	Marin	Hall Middle	57/65367-00-006	07/26/17	\$ 855,664	\$ -	
Santa Paula Unified	Ventura	McKevett Elementary	57/76828-00-002	07/26/17	\$ 1,300,289	\$ -	
Torrance Unified	Los Angeles	Bert M. Lynn Middle	57/65060-00-038	07/28/17	\$ 741,833	\$ -	
Torrance Unified	Los Angeles	Edison Elementary	57/65060-00-039	07/28/17	\$ 326,165	\$ -	
Torrance Unified	Los Angeles	Evelyn Carr Elementary	57/65060-00-040	07/28/17	\$ 73,359	\$ -	
Torrance Unified	Los Angeles	Casimir Middle	57/65060-00-041	07/28/17	\$ 274,729	\$ -	
Torrance Unified	Los Angeles	Jefferson Middle	57/65060-00-042	07/28/17	\$ 811,892	\$ -	
Temecula Valley Unified	Riverside	Temecula Elementary	57/75192-00-008	07/28/17	\$ 712,375	\$ -	
Twin Rivers Unified	Sacramento	Noralto Elementary	57/76505-00-050	07/28/17	\$ 912,660	\$ -	
Torrance Unified	Los Angeles	Riviera Elementary	57/65060-00-043	07/31/17	\$ 522,319	\$ -	
Los Angeles Unified	Los Angeles	White Point Elementary	57/64733-00-624	08/01/17	\$ 1,863,739	\$ -	
Placer Union High	Placer	Placer High	57/66894-00-012	08/01/17	\$ 464,452	\$ -	
Torrance Unified	Los Angeles	Towers Elementary	57/65060-00-044	08/02/17	\$ 654,453	\$ -	
Sequoia Union High	San Mateo	Redwood High	57/69062-00-037	08/03/17	\$ 560,989	\$ -	
Los Angeles Unified	Los Angeles	Chatsworth Senior High	57/64733-00-625	08/08/17	\$ 1,777,658	\$ -	
Los Angeles Unified	Los Angeles	Leland Street Elementary	57/64733-00-626	08/08/17	\$ 811,630	\$ -	
Los Angeles Unified	Los Angeles	Van Nuys Elementary	57/64733-00-627	08/08/17	\$ 2,651,877	\$ -	
Los Angeles Unified	Los Angeles	Stagg Street Elementary	57/64733-00-628	08/08/17	\$ 1,593,293	\$ -	
Azusa Unified	Los Angeles	Henry Dalton Elementary	57/64279-00-021	08/11/17	\$ 2,870,170	\$ -	
Porterville Unified	Tulare	Porterville High	57/75523-00-015	08/11/17	\$ 6,176,901	\$ -	
Porterville Unified	Tulare	Monache High	57/75523-00-016	08/11/17	\$ 3,199,635	\$ -	
Larkspur Elementary	Marin	Neil Cummins Elementary	57/65367-00-007	08/14/17	\$ 754,398	\$ -	
Rincon Valley Union Elementary	Sonoma	Village Elementary Charter	57/70896-00-011	08/14/17	\$ 1,634,597	\$ -	
Los Angeles Unified	Los Angeles	Coldwater Canyon Elementary	57/64733-00-629	08/16/17	\$ 2,719,964	\$ -	
Los Angeles Unified	Los Angeles	San Fernando Senior High	57/64733-73-005	08/16/17	\$ 4,443,145	\$ -	
Escondido Union	San Diego	Quantum Academy	57/68098-00-013	08/16/17	\$ 985,189	\$ -	
Merced River Union Elementary	Merced	Washington Elementary	57/73726-00-001	08/17/17	\$ 112,778	\$ 75,186	
McSwain Union Elementary	Merced	McSwain Elementary	57/65763-00-003	08/18/17	\$ 161,469	\$ 107,646	
Natomas Unified	Sacramento	Natomas Pacific Pathways Prep Middle	57/75283-00-004	08/18/17	\$ 2,479,644	\$ -	
Caruthers Unified	Fresno	Caruthers High	57/75598-00-003	08/21/17	\$ 2,758,739	\$ -	
Burbank Unified	Los Angeles	Thomas Jefferson Elementary	57/64337-00-018	08/22/17	\$ 138,270	\$ -	
Irvine Unified	Orange	Santiago Hills Elementary	57/73650-00-021	08/23/17	\$ 335,448	\$ -	

SFP APPLICATIONS  
 Modernization School Facilities Program  
 - Workload as of April 30, 2019 -

District	County	Site Name	Application Number	OPSC Date Received	Estimated State Grant (a)	Financial Hardship (b)	Notification Occurred**
Irvine Unified	Orange	College Park Elementary	57/73650-00-022	08/23/17	\$ 470,630	\$ -	
Irvine Unified	Orange	Culverdale Elementary	57/73650-00-023	08/23/17	\$ 597,498	\$ -	
Washington Unified	Fresno	West Fresno Elementary	57/76778-00-004	08/29/17	\$ 688,283	\$ -	
Los Angeles Unified	Los Angeles	Markham (Edwin) Middle	57/64733-00-630	08/30/17	\$ 1,804,655	\$ -	
Los Angeles Unified	Los Angeles	Bell Senior High	57/64733-00-631	08/30/17	\$ 2,084,470	\$ -	
Sacramento City Unified	Sacramento	Kit Carson Middle	57/67439-00-075	08/30/17	\$ 38,707	\$ -	
Rincon Valley Union Elementary	Sonoma	Matanzas Elementary	57/70896-00-012	08/31/17	\$ 666,550	\$ -	
Central Union Elementary	Kings	Akers Elementary	57/63883-00-001	09/01/17	\$ 434,796	\$ 289,864	
Torrance Unified	Los Angeles	West High	57/65060-00-045	09/01/17	\$ 3,338,116	\$ -	
Palo Verde Union Elementary	Tulare	Palo Verde Elementary	57/72033-00-002	09/01/17	\$ 30,247	\$ 20,164	
North Monterey County Unified	Monterey	North Monterey County High	57/73825-00-010	09/07/17	\$ 3,519,183	\$ -	
Sweetwater Union High	San Diego	Sweetwater High	57/68411-00-043	09/08/17	\$ 3,597,141	\$ -	
Sweetwater Union High	San Diego	Hilltop Middle	57/68411-00-044	09/08/17	\$ 1,611,256	\$ -	
Sweetwater Union High	San Diego	Chula Vista Senior High	57/68411-00-045	09/08/17	\$ 3,194,421	\$ -	
Sweetwater Union High	San Diego	Mar Vista Middle	57/68411-00-046	09/08/17	\$ 1,406,447	\$ -	
Sweetwater Union High	San Diego	Mar Vista Senior High	57/68411-00-047	09/08/17	\$ 2,037,649	\$ -	
Sweetwater Union High	San Diego	Castle Park Senior High	57/68411-00-048	09/08/17	\$ 2,157,524	\$ -	
Twin Rivers Unified	Sacramento	Woodridge Elementary	57/76505-00-052	09/08/17	\$ 573,298	\$ -	
Twin Rivers Unified	Sacramento	Grant Union High	57/76505-00-054	09/08/17	\$ 1,915,763	\$ -	
Los Angeles Unified	Los Angeles	Robert Frost Middle	57/64733-00-632	09/13/17	\$ 5,038,547	\$ -	
Los Angeles Unified	Los Angeles	Hart Street Elementary	57/64733-00-633	09/13/17	\$ 676,654	\$ -	
Los Angeles Unified	Los Angeles	Alta Loma Elementary	57/64733-10-003	09/13/17	\$ 820,154	\$ -	
Escondido Union	San Diego	Mission Middle	57/68098-00-014	09/14/17	\$ 3,201,633	\$ -	
Weaver Union	Merced	Weaver Middle	57/65862-00-002	09/15/17	\$ 2,210,240	\$ -	
Los Angeles Unified	Los Angeles	Capistrano Avenue Elementary	57/64733-00-634	09/20/17	\$ 1,204,765	\$ -	
Newport-Mesa Unified	Orange	Roy O. Andersen Elementary	57/66597-00-042	09/20/17	\$ 255,268	\$ -	
Burbank Unified	Los Angeles	Bret Harte Elementary	57/64337-00-019	09/21/17	\$ 138,270	\$ -	
Victor Elementary	San Bernardino	Village Elementary	57/67918-00-006	09/25/17	\$ 871,723	\$ -	
Victor Elementary	San Bernardino	Mojave Vista Elementary	57/67918-00-007	09/25/17	\$ 904,696	\$ -	
Yreka Union High	Siskiyou	Yreka High	57/70516-00-003	09/25/17	\$ 750,864	\$ 500,576	
Maple Elementary	Kern	Maple Elementary	57/63610-00-003	09/29/17	\$ 1,658,089	\$ 1,105,393	
Norwalk-La Mirada Unified	Los Angeles	John H. Glenn High	57/64840-00-027	10/04/17	\$ 1,520,177	\$ -	
Norwalk-La Mirada Unified	Los Angeles	Corvallis Middle	57/64840-00-028	10/06/17	\$ 1,587,197	\$ -	
Norwalk-La Mirada Unified	Los Angeles	Reginald M. Benton Middle	57/64840-00-029	10/06/17	\$ 784,751	\$ -	
Los Angeles Unified	Los Angeles	Emelita Street Elementary	57/64733-00-635	10/11/17	\$ 1,075,775	\$ -	
Escondido Union	San Diego	Orange Glen Elementary	57/68098-00-015	10/12/17	\$ 2,211,945	\$ -	
Firebaugh-Las Deltas Joint Unified	Fresno	Arthur E. Mills Intermediate	57/73809-00-005	10/12/17	\$ 937,217	\$ -	
Cutler-Orosi Joint Unified	Tulare	Orosi High	57/71860-00-009	10/16/17	\$ 505,872	\$ 337,248	
Burbank Unified	Los Angeles	R. L. Stevenson Elementary	57/64337-00-020	10/17/17	\$ 605,944	\$ -	
Los Angeles Unified	Los Angeles	Palms Middle	57/64733-00-636	10/17/17	\$ 3,047,951	\$ -	
Southern Humboldt Joint Unified	Humboldt	Redway Elementary	57/63040-00-002	10/18/17	\$ 1,701,739	\$ -	
Newhall Elementary	Los Angeles	Peachland Avenue Elementary	57/64832-00-005	10/19/17	\$ 1,460,819	\$ -	
Columbia Elementary	Shasta	Columbia Elementary	57/69948-00-002	10/20/17	\$ 2,262,817	\$ -	
Los Angeles Unified	Los Angeles	Broadous Elementary	57/64733-00-637	10/25/17	\$ 713,401	\$ -	
Anaheim Union High	Orange	Anaheim High	57/66431-00-016	10/25/17	\$ 6,422,590	\$ -	
Anaheim Union High	Orange	Cypress High	57/66431-00-017	10/25/17	\$ 3,942,420	\$ -	
Downey Unified	Los Angeles	Rio Hondo Elementary	57/64451-00-030	10/27/17	\$ 1,879,657	\$ -	
San Marcos Unified	San Diego	Alvin M. Dunn Elementary	57/73791-00-006	10/31/17	\$ 749,808	\$ -	

SFP APPLICATIONS  
 Modernization School Facilities Program  
 - Workload as of April 30, 2019 -

District	County	Site Name	Application Number	OPSC Date Received	Estimated State Grant (a)	Financial Hardship (b)	Notification Occurred**
Los Angeles Unified	Los Angeles	Olive Vista Middle	57/64733-00-638	11/01/17	\$ 6,669,152	\$ -	
San Benito High	San Benito	San Benito High	57/67538-00-005	11/01/17	\$ 8,893,601	\$ -	
San Benito High	San Benito	San Benito High	57/67538-00-006	11/03/17	\$ 11,291,330	\$ -	
San Marcos Unified	San Diego	Alvin M. Dunn Elementary	57/73791-00-007	11/03/17	\$ 2,716,054	\$ -	
Jurupa Unified	Riverside	Mission Bell Elementary	57/67090-00-013	11/09/17	\$ 1,435,563	\$ -	
Chaffey Joint Union High	San Bernardino	Chaffey High	57/67652-00-006	11/09/17	\$ 21,161,925	\$ -	
Armona Union Elementary	Kings	Armona Elementary	57/63875-00-002	11/13/17	\$ 366,389	\$ 244,260	
Romoland Elementary	Riverside	Romoland Elementary	57/67231-00-002	11/14/17	\$ 2,021,328	\$ -	
Visalia Unified	Tulare	Mineral King Elementary	57/72256-00-022	11/16/17	\$ 4,085,803	\$ -	
Muroc Joint Unified	Kern	Bailey Avenue Elementary	57/63685-00-009	11/22/17	\$ 348,035	\$ 232,023	
Elk Grove Unified	Sacramento	Franklin High	57/67314-00-020	11/28/17	\$ 1,131,367	\$ -	
San Jacinto Unified	Riverside	San Jacinto High	57/67249-00-008	11/29/17	\$ 2,089,406	\$ -	
Corona-Norco Unified	Riverside	Centennial High	57/67033-00-017	11/30/17	\$ 1,344,548	\$ -	
Fullerton Joint Union High	Orange	Fullerton Union High	57/66514-00-018	12/01/17	\$ 981,045	\$ -	
Millville Elementary	Shasta	Millville Elementary	57/70052-00-003	12/04/17	\$ 678,155	\$ 452,103	
Los Angeles Unified	Los Angeles	La Salle Avenue Elementary	57/64733-00-639	12/05/17	\$ 3,367,284	\$ -	
Elk Grove Unified	Sacramento	Laguna Creek High	57/67314-00-021	12/05/17	\$ 3,491,746	\$ -	
Buena Park Elementary	Orange	Buena Park Junior High	57/66456-00-008	12/07/17	\$ 2,068,018	\$ -	
Buena Park Elementary	Orange	Carl E. Gilbert Elementary	57/66456-00-009	12/07/17	\$ 1,114,370	\$ -	
Buena Park Elementary	Orange	James A. Whitaker Elementary	57/66456-00-010	12/07/17	\$ 1,570,372	\$ -	
Buena Park Elementary	Orange	Charles G. Emery Elementary	57/66456-00-011	12/07/17	\$ 997,188	\$ -	
Buena Park Elementary	Orange	Mabel L. Pendleton Elementary	57/66456-00-012	12/07/17	\$ 1,104,993	\$ -	
Centralia Elementary	Orange	Centralia Elementary	57/66472-00-010	12/07/17	\$ 1,644,013	\$ -	
San Bernardino City Unified	San Bernardino	Muscoy Elementary	57/67876-00-106	12/07/17	\$ 509,155	\$ -	
San Ysidro Elementary	San Diego	Smythe Elementary	57/68379-00-002	12/07/17	\$ 3,108,949	\$ -	
San Ysidro Elementary	San Diego	La Mirada Elementary	57/68379-00-003	12/07/17	\$ 2,652,962	\$ -	
Santa Ynez Valley Union High	Santa Barbara	Santa Ynez Valley Union High	57/69328-00-001	12/07/17	\$ 9,557,589	\$ -	
Buena Park Elementary	Orange	Arthur F. Corey Elementary	57/66456-00-013	12/15/17	\$ 1,132,892	\$ -	
Buena Park Elementary	Orange	Gordon H. Beatty Elementary	57/66456-00-014	12/15/17	\$ 1,300,307	\$ -	
Trinity Alps Unified	Trinity	Trinity High	57/76513-00-001	12/15/17	\$ 3,719,508	\$ -	
Downey Unified	Los Angeles	Gauldin Elementary	57/64451-00-031	12/18/17	\$ 1,809,488	\$ -	
San Marino Unified	Los Angeles	Huntington Middle	57/64964-00-008	12/20/17	\$ 2,431,828	\$ -	
Del Mar Union Elementary	San Diego	Carmel Del Mar Elementary	57/68056-00-004	12/22/17	\$ 2,376,647	\$ -	
Lowell Joint	Los Angeles	Olita Elementary	57/64766-00-001	12/26/17	\$ 3,060,024	\$ -	
Irvine Unified	Orange	Stone Creek Elementary	57/73650-00-024	12/26/17	\$ 1,411,210	\$ -	
Hayward Unified	Alameda	Hayward High	57/61192-00-003	12/28/17	\$ 9,871,566	\$ -	
Hayward Unified	Alameda	Tennyson High	57/61192-00-004	12/28/17	\$ 2,954,628	\$ -	
Hayward Unified	Alameda	Mt Eden High	57/61192-00-005	12/28/17	\$ 10,564,457	\$ -	
Clovis Unified	Fresno	Buchanan High	57/62117-00-056	01/02/18	\$ 10,402,026	\$ -	
Cypress Elementary	Orange	Margaret Landell Elementary	57/66480-00-006	01/02/18	\$ 988,220	\$ -	
Elk Grove Unified	Sacramento	Valley High	57/67314-00-022	01/04/18	\$ 1,570,493	\$ -	
Jurupa Unified	Riverside	Rubidoux High	57/67090-00-014	01/08/18	\$ 5,548,044	\$ -	
Buellton Union Elementary	Santa Barbara	Jonata Middle	57/69138-00-002	01/08/18	\$ 1,405,957	\$ -	
Butteville Union Elementary	Siskiyou	Butteville Elementary	57/70201-00-002	01/08/18	\$ 93,592	\$ 62,394	
Paradise Unified	Butte	Paradise Senior High	57/61531-00-003	01/12/18	\$ 4,482,717	\$ -	
William S. Hart Union High	Los Angeles	Placerita Junior High	57/65136-00-010	01/16/18	\$ 1,492,386	\$ -	
Alhambra Unified	Los Angeles	Repetto Elementary	57/75713-00-028	01/16/18	\$ 2,931,994	\$ -	
Alhambra Unified	Los Angeles	Monterey Highlands Elementary	57/75713-00-029	01/16/18	\$ 1,706,453	\$ -	

SFP APPLICATIONS  
 Modernization School Facilities Program  
 - Workload as of April 30, 2019 -

District	County	Site Name	Application Number	OPSC Date Received	Estimated State Grant (a)	Financial Hardship (b)	Notification Occurred**
San Ramon Valley Unified	Contra Costa	Stone Valley Middle	57/61804-00-032	01/17/18	\$ 4,133,251	\$ -	
Monson-Sultana Joint Union Elementary	Tulare	Monson-Sultana Elementary	57/72009-00-002	01/22/18	\$ 118,375	\$ 78,917	
Elk Grove Unified	Sacramento	Sierra-Enterprise Elementary	57/67314-00-023	01/24/18	\$ 1,549,084	\$ -	
Merced City Elementary	Merced	Luther Burbank Elementary	57/65771-00-015	01/25/18	\$ 1,852,259	\$ -	
Elk Grove Unified	Sacramento	Florin High	57/67314-00-024	01/25/18	\$ 5,258,009	\$ -	
Irvine Unified	Orange	Irvine High	57/73650-00-025	01/25/18	\$ 3,874,257	\$ -	
Irvine Unified	Orange	University High	57/73650-00-026	01/25/18	\$ 654,092	\$ -	
Los Angeles Unified	Los Angeles	George Washington Carver Middle	57/64733-00-640	02/07/18	\$ 4,864,058	\$ -	
Los Angeles Unified	Los Angeles	Harrison Street Elementary	57/64733-00-641	02/12/18	\$ 1,904,407	\$ -	
Los Angeles Unified	Los Angeles	First Street Elementary	57/64733-00-642	02/12/18	\$ 2,634,671	\$ -	
Los Angeles Unified	Los Angeles	Main Street Elementary	57/64733-00-643	02/12/18	\$ 8,234,489	\$ -	
San Diego Unified	San Diego	University City High	57/68338-00-230	02/13/18	\$ 12,621,539	\$ -	
Temecula Valley Unified	Riverside	Temecula Middle	57/75192-00-009	02/13/18	\$ 5,317,887	\$ -	
Atwater Elementary	Merced	Mitchell Intermediate	57/65631-00-007	02/15/18	\$ 5,526,380	\$ -	
Atwater Elementary	Merced	Bellevue Elementary	57/65631-00-008	02/15/18	\$ 467,043	\$ -	
Grossmont Union High	San Diego	Granite Hills High	57/68130-00-027	02/15/18	\$ 619,301	\$ -	
Twin Rivers Unified	Sacramento	Warren A Allison Elementary	57/76505-00-055	02/16/18	\$ 644,619	\$ -	
Twin Rivers Unified	Sacramento	Westside Elementary	57/76505-00-056	02/16/18	\$ 1,170,571	\$ -	
Los Angeles Unified	Los Angeles	Nobel Junior Magnet Center	57/64733-00-644	02/20/18	\$ 2,641,139	\$ -	
Los Angeles Unified	Los Angeles	Wilmington Middle	57/64733-00-645	02/20/18	\$ 1,404,708	\$ -	
Los Angeles Unified	Los Angeles	Haddon Avenue Elementary	57/64733-00-646	02/20/18	\$ 536,406	\$ -	
Los Angeles Unified	Los Angeles	Albion Street Elementary	57/64733-00-647	02/20/18	\$ 2,199,699	\$ -	
Los Angeles Unified	Los Angeles	Edwin Markham Middle	57/64733-00-648	02/20/18	\$ 2,487,925	\$ -	
Los Angeles Unified	Los Angeles	Florence Nightingale Middle	57/64733-08-007	02/20/18	\$ 2,028,913	\$ -	
Los Angeles Unified	Los Angeles	Glenn Hammond Curtiss Middle	57/64733-32-023	02/20/18	\$ 930,225	\$ -	
Los Angeles Unified	Los Angeles	Jordan High School Magnet	57/64733-68-008	02/20/18	\$ 2,284,577	\$ -	
Twin Rivers Unified	Sacramento	Rio Linda High	57/76505-00-057	02/20/18	\$ 1,687,709	\$ -	
Kentfield Elementary	Marin	Adaline E Kent Middle	57/65334-00-003	02/26/18	\$ 1,206,043	\$ -	
Los Angeles Unified	Los Angeles	Robert F Kennedy Elementary	57/64733-00-649	02/27/18	\$ 526,280	\$ -	
Los Angeles Unified	Los Angeles	Sixty-Eighth Street Elementary	57/64733-00-650	02/27/18	\$ 1,012,789	\$ -	
Los Angeles Unified	Los Angeles	Ulysses S Grant Senior High	57/64733-00-651	02/27/18	\$ 2,313,254	\$ -	
Los Angeles Unified	Los Angeles	Bell Senior High	57/64733-00-652	02/27/18	\$ 2,904,452	\$ -	
San Ramon Valley Unified	Contra Costa	California High	57/61804-00-033	03/01/18	\$ 920,156	\$ -	
Irvine Unified	Orange	Eastshore Elementary	57/73650-00-027	03/02/18	\$ 694,305	\$ -	
Irvine Unified	Orange	Springbrook Elementary	57/73650-00-028	03/02/18	\$ 3,097,577	\$ -	
Irvine Unified	Orange	Westpark Elementary	57/73650-00-029	03/02/18	\$ 3,415,758	\$ -	
Los Angeles Unified	Los Angeles	Rowan Avenue Elementary	57/64733-00-653	03/07/18	\$ 3,054,459	\$ -	
Los Angeles Unified	Los Angeles	Kester Avenue Elementary	57/64733-00-654	03/07/18	\$ 837,340	\$ -	
Los Angeles Unified	Los Angeles	Chandler Elementary School	57/64733-00-655	03/07/18	\$ 552,849	\$ -	
Los Angeles Unified	Los Angeles	Locke High School	57/64733-00-656	03/07/18	\$ 2,788,345	\$ -	
Los Angeles Unified	Los Angeles	Eagle Rock High	57/64733-00-657	03/07/18	\$ 5,881,556	\$ -	
Los Angeles Unified	Los Angeles	Woodrow Wilson Senior High	57/64733-00-658	03/07/18	\$ 3,778,899	\$ -	
Los Angeles Unified	Los Angeles	John F Kennedy High	57/64733-00-659	03/07/18	\$ 1,186,141	\$ -	
Los Angeles Unified	Los Angeles	John Marshall Senior High	57/64733-12-010	03/07/18	\$ 2,007,360	\$ -	
Los Angeles Unified	Los Angeles	Western Avenue Elementary	57/64733-25-011	03/07/18	\$ 3,032,859	\$ -	
Los Angeles Unified	Los Angeles	Gault Street Elementary	57/64733-37-007	03/07/18	\$ 370,632	\$ -	
Los Angeles Unified	Los Angeles	Bonita Street Elementary	57/64733-54-026	03/07/18	\$ 572,611	\$ -	
South San Francisco Unified	San Mateo	Monte Verde Elementary	57/69070-00-016	03/09/18	\$ 983,845	\$ -	

SFP APPLICATIONS  
 Modernization School Facilities Program  
 - Workload as of April 30, 2019 -

District	County	Site Name	Application Number	OPSC Date Received	Estimated State Grant (a)	Financial Hardship (b)	Notification Occurred**
Delano Union Elementary	Kern	Del Vista Elementary	57/63404-00-003	03/13/18	\$ 3,013,353	\$ 2,008,902	
Dinuba Unified	Tulare	Roosevelt Elementary	57/75531-00-011	03/13/18	\$ 1,548,789	\$ 1,032,526	
Los Angeles Unified	Los Angeles	McKinley Avenue Elementary	57/64733-00-660	03/14/18	\$ 348,676	\$ -	
Los Angeles Unified	Los Angeles	Taft (William Howard) High	57/64733-00-661	03/14/18	\$ 721,067	\$ -	
Los Angeles Unified	Los Angeles	Benjamin Franklin Senior High	57/64733-00-662	03/14/18	\$ 797,799	\$ -	
Los Angeles Unified	Los Angeles	Hollywood Senior High	57/64733-00-663	03/14/18	\$ 6,482,058	\$ -	
Los Angeles Unified	Los Angeles	Reseda Elementary	57/64733-00-664	03/14/18	\$ 1,482,368	\$ -	
Los Angeles Unified	Los Angeles	James Monroe High	57/64733-00-665	03/14/18	\$ 2,292,973	\$ -	
Los Angeles Unified	Los Angeles	South Gate Middle	57/64733-16-012	03/14/18	\$ 1,154,193	\$ -	
Los Angeles Unified	Los Angeles	Van Nuys Senior High	57/64733-27-010	03/14/18	\$ 6,339,910	\$ -	
Los Angeles Unified	Los Angeles	Grover Cleveland High	57/64733-41-007	03/14/18	\$ 4,262,185	\$ -	
Los Angeles Unified	Los Angeles	Pacific Boulevard	57/64733-74-002	03/14/18	\$ 747,956	\$ -	
Gerber Union Elementary	Tehama	Gerber Elementary	57/71548-00-002	03/15/18	\$ 116,939	\$ 77,959	
Twin Rivers Unified	Sacramento	Madison Elementary	57/76505-00-058	03/15/18	\$ 1,189,769	\$ -	
Temecula Valley Unified	Riverside	Paloma Elementary	57/75192-00-010	03/20/18	\$ 1,520,714	\$ -	
Temecula Valley Unified	Riverside	Red Hawk Elementary	57/75192-00-011	03/20/18	\$ 2,813,360	\$ -	
Temecula Valley Unified	Riverside	Pauba Valley Elementary	57/75192-00-012	03/20/18	\$ 1,520,714	\$ -	
Long Beach Unified	Los Angeles	Roosevelt Elementary	57/64725-05-001	03/21/18	\$ 6,227,165	\$ -	
Los Angeles Unified	Los Angeles	Belmont Senior High	57/64733-00-666	03/21/18	\$ 2,606,931	\$ -	
Los Angeles Unified	Los Angeles	Balboa Gifted/High Ability Magnet Elementary	57/64733-00-667	03/21/18	\$ 784,830	\$ -	
Los Angeles Unified	Los Angeles	Millikan Middle	57/64733-00-668	03/21/18	\$ 956,714	\$ -	
Los Angeles Unified	Los Angeles	Lull Special Education	57/64733-00-669	03/21/18	\$ 696,153	\$ -	
Los Angeles Unified	Los Angeles	52nd Street Elementary	57/64733-00-670	03/21/18	\$ 2,152,602	\$ -	
Mother Lode Union Elementary	El Dorado	Indian Creek Elementary	57/61929-00-005	03/22/18	\$ 2,336,628	\$ -	
Waugh Elementary	Sonoma	Meadow Elementary	57/70995-00-001	03/22/18	\$ 1,033,178	\$ -	
Benicia Unified	Solano	Joe Henderson Elementary	57/70524-00-010	03/23/18	\$ 724,721	\$ -	
Benicia Unified	Solano	Benicia Middle	57/70524-00-011	03/26/18	\$ 830,584	\$ -	
Benicia Unified	Solano	Matthew Turner Elementary	57/70524-00-012	03/26/18	\$ 787,575	\$ -	
Los Angeles Unified	Los Angeles	El Camino Real High	57/64733-44-006	03/28/18	\$ 1,071,828	\$ -	
Livingston Union	Merced	Campus Park Elementary	57/65748-00-003	03/28/18	\$ 1,398,819	\$ -	
Livingston Union	Merced	Selma Herndon Elementary	57/65748-00-004	03/28/18	\$ 1,233,166	\$ -	
Livingston Union	Merced	Yamato Colony Elementary	57/65748-00-005	03/28/18	\$ 2,686,921	\$ -	
Cutler-Orosi Joint Unified	Tulare	Palm Elementary	57/71860-00-010	03/28/18	\$ 1,020,048	\$ -	
Cutler-Orosi Joint Unified	Tulare	Golden Valley Elementary	57/71860-00-011	03/28/18	\$ 3,172,443	\$ -	
Cutler-Orosi Joint Unified	Tulare	El Monte Middle	57/71860-00-012	03/28/18	\$ 1,744,081	\$ -	
Dublin Unified	Alameda	Dublin High	57/75093-00-010	03/28/18	\$ 9,246,629	\$ -	
Temple City Unified	Los Angeles	Longden Elementary	57/65052-00-012	03/30/18	\$ 4,207,743	\$ -	
Alvord Unified	Riverside	Valley View Elementary	57/66977-00-019	03/30/18	\$ 1,134,030	\$ -	
Santa Ynez Valley Union High	Santa Barbara	Santa Ynez Valley Union High	57/69328-00-002	03/30/18	\$ 9,690,985	\$ -	
Delano Union Elementary	Kern	Albany Park Elementary	57/63404-00-004	04/02/18	\$ 2,143,037	\$ 1,428,691	
Delano Union Elementary	Kern	Nueva Vista Language Academy	57/63404-00-005	04/02/18	\$ 2,479,934	\$ 1,653,289	
Standard Elementary	Kern	Standard Middle	57/63792-00-002	04/02/18	\$ 6,160,251	\$ -	
Buckeye Union Elementary	El Dorado	Blue Oak Elementary	57/61838-00-008	04/03/18	\$ 2,975,476	\$ -	
Los Angeles Unified	Los Angeles	Venice Senior High	57/64733-00-671	04/04/18	\$ 7,404,266	\$ -	
Los Angeles Unified	Los Angeles	San Fernando Middle	57/64733-28-016	04/04/18	\$ 2,280,771	\$ -	
Benicia Unified	Solano	Mary Farmar Elementary	57/70524-00-013	04/05/18	\$ 728,292	\$ -	
Benicia Unified	Solano	Robert Semple Elementary	57/70524-00-014	04/05/18	\$ 728,292	\$ -	
Los Angeles Unified	Los Angeles	Los Angeles Center for Enriched Studies	57/64733-00-672	04/11/18	\$ 3,988,704	\$ -	

SFP APPLICATIONS  
 Modernization School Facilities Program  
 - Workload as of April 30, 2019 -

District	County	Site Name	Application Number	OPSC Date Received	Estimated State Grant (a)	Financial Hardship (b)	Notification Occurred**
San Bernardino City Unified	San Bernardino	San Andreas High	57/67876-00-107	04/11/18	\$ 646,695	\$ -	
Irvine Unified	Orange	Rancho San Joaquin Middle	57/73650-00-030	04/11/18	\$ 543,617	\$ -	
Mujroc Joint Unified	Kern	Bailey Avenue Elementary	57/63685-00-009	04/12/18	\$ 3,160,473	\$ 2,106,982	
Coalinga-Huron Unified	Fresno	Huron Elementary	57/62125-00-008	04/13/18	\$ 3,663,751	\$ -	
Davis Joint Unified	Yolo	Davis Senior High	57/72678-00-014	04/13/18	\$ 1,399,278	\$ -	
Benicia Unified	Solano	Benicia High	57/70524-00-015	04/16/18	\$ 3,765,446	\$ -	
Fullerton Joint Union High	Orange	Sunny Hills High	57/66514-00-019	04/17/18	\$ 98,846	\$ -	
Fullerton Joint Union High	Orange	Troy High	57/66514-00-020	04/17/18	\$ 1,713,218	\$ -	
Los Angeles Unified	Los Angeles	Chatsworth High	57/64733-00-673	04/18/18	\$ 4,929,033	\$ -	
Los Angeles Unified	Los Angeles	Lorena Street Elementary	57/64733-00-674	04/18/18	\$ 1,037,103	\$ -	
Los Angeles Unified	Los Angeles	Banning (Phineas) Senior High	57/64733-32-024	04/18/18	\$ 1,041,187	\$ -	
Clay Joint Elementary	Fresno	Clay Elementary	57/62109-00-003	04/19/18	\$ 772,104	\$ -	
Elk Grove Unified	Sacramento	Elk Grove Elementary	57/67314-00-025	04/23/18	\$ 1,016,091	\$ -	
Tahoe-Truckee Unified	Placer	Glenshire Elementary	57/66944-00-014	04/24/18	\$ 837,536	\$ -	
Sacramento City Unified	Sacramento	C K McClatchy High	57/67439-00-076	04/24/18	\$ 2,545,153	\$ -	
South San Francisco Unified	San Mateo	South San Francisco High	57/69070-00-017	04/24/18	\$ 746,113	\$ -	
Cupertino Union	Santa Clara	Cupertino Middle	57/69419-00-026	04/24/18	\$ 3,096,480	\$ -	
Cupertino Union	Santa Clara	Manuel De Vargas Elementary	57/69419-00-027	04/24/18	\$ 632,641	\$ -	
Cupertino Union	Santa Clara	Montclair Elementary	57/69419-00-028	04/24/18	\$ 647,975	\$ -	
Golden Plains Unified	Fresno	Tranquillity High	57/75234-00-005	04/24/18	\$ 1,386,105	\$ -	
Los Angeles Unified	Los Angeles	Verdugo Hills Senior High	57/64733-00-675	04/25/18	\$ 2,416,917	\$ -	
Los Angeles Unified	Los Angeles	Gridley Street Elementary	57/64733-00-676	04/25/18	\$ 1,095,306	\$ -	
Los Angeles Unified	Los Angeles	Sylmar Senior High	57/64733-00-677	04/25/18	\$ 866,850	\$ -	
Los Angeles Unified	Los Angeles	Taft (William Howard) Senior High	57/64733-00-678	04/25/18	\$ 1,124,582	\$ -	
Los Angeles Unified	Los Angeles	Reseda Elementary	57/64733-00-679	04/25/18	\$ 685,352	\$ -	
Los Angeles Unified	Los Angeles	Coldwater Canyon Elementary	57/64733-00-680	04/25/18	\$ 3,245,312	\$ -	
Los Angeles Unified	Los Angeles	Thomas Jefferson Senior High	57/64733-13-010	04/25/18	\$ 1,883,555	\$ -	
Los Angeles Unified	Los Angeles	Carson Senior High	57/64733-54-027	04/25/18	\$ 6,125,746	\$ -	
Lakeport Unified	Lake	Clear Lake High	57/64030-00-008	04/26/18	\$ 784,683	\$ -	
Black Butte Union Elementary	Shasta	Black Butte Elementary	57/69880-00-003	05/01/18	\$ 796,401	\$ -	
Los Angeles Unified	Los Angeles	Annalee Avenue Elementary	57/64733-00-681	05/02/18	\$ 668,195	\$ -	
Los Angeles Unified	Los Angeles	Alexander Hamilton Senior High	57/64733-00-682	05/02/18	\$ 1,207,579	\$ -	
Los Angeles Unified	Los Angeles	Walter Reed Middle	57/64733-00-683	05/02/18	\$ 1,630,748	\$ -	
Los Angeles Unified	Los Angeles	Downtown Business High	57/64733-00-684	05/02/18	\$ 5,096,247	\$ -	
Los Angeles Unified	Los Angeles	Joseph Le Conte Middle	57/64733-00-685	05/02/18	\$ 609,079	\$ -	
Las Virgenes Unified	Los Angeles	Lupin Hill Elementary	57/64683-00-010	05/03/18	\$ 907,224	\$ -	
Centinela Valley Union High	Los Angeles	Lawndale High	57/64352-00-007	05/04/18	\$ 1,666,540	\$ -	
Golden Plains Unified	Fresno	Helm Elementary	57/75234-00-006	05/04/18	\$ 273,216	\$ -	
South San Francisco Unified	San Mateo	Spruce Elementary	57/69070-00-018	05/07/18	\$ 963,293	\$ -	
South San Francisco Unified	San Mateo	Ponderosa Elementary	57/69070-00-019	05/07/18	\$ 667,709	\$ -	
Cupertino Union	Santa Clara	Nelson S Dilworth Elementary	57/69419-00-029	05/07/18	\$ 510,003	\$ -	
Soquel Union Elementary	Santa Cruz	Soquel Elementary	57/69849-00-006	05/07/18	\$ 227,584	\$ -	
Soquel Union Elementary	Santa Cruz	Santa Cruz Gardens Elementary	57/69849-00-007	05/07/18	\$ 45,993	\$ -	
Soquel Union Elementary	Santa Cruz	Main Street Elementary	57/69849-00-008	05/07/18	\$ 484,424	\$ -	
Kelseyville Unified	Lake	Kelseyville High	57/64014-00-002	05/08/18	\$ 3,235,923	\$ -	
Visalia Unified	Tulare	Goshen Elementary	57/72256-00-023	05/08/18	\$ 1,637,692	\$ -	
Visalia Unified	Tulare	Mt Whitney High	57/72256-00-024	05/08/18	\$ 1,606,243	\$ -	
Visalia Unified	Tulare	Redwood High	57/72256-00-025	05/08/18	\$ 673,562	\$ -	



SFP APPLICATIONS  
 Modernization School Facilities Program  
 - Workload as of April 30, 2019 -

District	County	Site Name	Application Number	OPSC Date Received	Estimated State Grant (a)	Financial Hardship (b)	Notification Occurred**
Visalia Unified	Tulare	Royal Oaks Elementary	57/72256-00-026	05/08/18	\$ 859,384	\$ -	
Norwalk-La Mirada Unified	Los Angeles	Julia B Morrison Elementary	57/64840-00-030	05/10/18	\$ 178,787	\$ -	
Oxnard	Ventura	Harrington Elementary	57/72538-00-027	05/10/18	\$ 584,890	\$ -	
Irvine Unified	Orange	Brywood Elementary	57/73650-00-031	05/10/18	\$ 2,870,668	\$ -	
Hollister	San Benito	Rancho San Justo	57/67470-00-003	05/11/18	\$ 1,567,920	\$ -	
Willows Unified	Glenn	Willows High	57/62661-00-005	05/15/18	\$ 2,842,688	\$ -	
Los Angeles Unified	Los Angeles	Logan Street Elementary	57/64733-00-686	05/15/18	\$ 656,134	\$ -	
Los Angeles Unified	Los Angeles	Humphreys Avenue Elementary	57/64733-00-687	05/15/18	\$ 6,897,346	\$ -	
Los Angeles Unified	Los Angeles	Audubon Middle	57/64733-00-688	05/15/18	\$ 3,835,933	\$ -	
Los Angeles Unified	Los Angeles	Francisco Bravo Medical Magnet High	57/64733-00-689	05/15/18	\$ 1,895,608	\$ -	
Los Angeles Unified	Los Angeles	Loyola Village Elementary	57/64733-00-690	05/15/18	\$ 561,038	\$ -	
Los Angeles Unified	Los Angeles	Theodore Roosevelt Senior High	57/64733-05-018	05/15/18	\$ 2,530,954	\$ -	
Barstow Unified	San Bernardino	Skyline North Elementary	57/67611-00-002	05/16/18	\$ 2,775,233	\$ -	
Twin Rivers Unified	Sacramento	Pacific Career and Technology High	57/76505-00-059	05/16/18	\$ 2,455,163	\$ -	
Twin Rivers Unified	Sacramento	Hazel Strauch Elementary	57/76505-00-060	05/16/18	\$ 1,475,739	\$ -	
Twin Rivers Unified	Sacramento	Sierra View Elementary	57/76505-00-061	05/16/18	\$ 662,000	\$ -	
Twin Rivers Unified	Sacramento	Pioneer Elementary	57/76505-00-062	05/16/18	\$ 1,116,763	\$ -	
Twin Rivers Unified	Sacramento	Kohler Elementary	57/76505-00-063	05/16/18	\$ 540,891	\$ -	
Coalinga-Huron Unified	Fresno	Sunset Elementary	57/62125-00-009	05/17/18	\$ 1,901,985	\$ -	
Coalinga-Huron Unified	Fresno	Henry F Bishop Elementary	57/62125-00-010	05/17/18	\$ 654,137	\$ -	
Hollister	San Benito	Gabilan Hills	57/67470-00-004	05/17/18	\$ 896,187	\$ -	
Gravenstein Union Elementary	Sonoma	Gravenstein Elementary	57/70714-00-003	05/17/18	\$ 2,144,261	\$ -	
Wasco Union Elementary	Kern	Palm Avenue Elementary	57/63842-00-004	05/21/18	\$ 949,748	\$ 633,165	
Elk Grove Unified	Sacramento	Union House Elementary	57/67314-00-026	05/21/18	\$ 1,603,056	\$ -	
Tustin Unified	Orange	Robert Heideman Elementary	57/73643-00-022	05/21/18	\$ 2,913,416	\$ -	
Konocti Unified	Lake	Konocti Education Center	57/64022-00-012	05/22/18	\$ 872,113	\$ -	
Los Angeles Unified	Los Angeles	Charles Maclay Middle	57/64733-00-691	05/22/18	\$ 2,688,503	\$ -	
Los Angeles Unified	Los Angeles	Forty-Ninth Street Elementary	57/64733-00-692	05/22/18	\$ 551,314	\$ -	
Los Angeles Unified	Los Angeles	Apperson Street Elementary	57/64733-00-693	05/22/18	\$ 838,001	\$ -	
Los Angeles Unified	Los Angeles	Los Angeles High	57/64733-00-694	05/22/18	\$ 3,975,731	\$ -	
Los Angeles Unified	Los Angeles	Garden Grove Elementary	57/64733-00-695	05/22/18	\$ 711,536	\$ -	
Round Valley Unified	Mendocino	Round Valley High	57/65607-00-001	05/22/18	\$ 1,003,579	\$ -	
Round Valley Unified	Mendocino	Round Valley Elementary	57/65607-00-002	05/22/18	\$ 1,554,144	\$ -	
Jurupa Unified	Riverside	Glen Avon Elementary	57/67090-00-015	05/22/18	\$ 3,271,033	\$ -	
Grossmont Union High	San Diego	Valhalla High	57/68130-12-001	05/22/18	\$ 424,477	\$ -	
San Dieguito Union High	San Diego	Torrey Pines High	57/68346-00-007	05/22/18	\$ 13,663,077	\$ -	
Morgan Hill Unified	Santa Clara	Paradise Valley Engineering Academy	57/69583-00-012	05/22/18	\$ 2,318,970	\$ -	
Morgan Hill Unified	Santa Clara	Paradise Valley Engineering Academy	57/69583-00-013	05/22/18	\$ 614,091	\$ -	
Oxnard	Ventura	Lemonwood Elementary	57/72538-00-028	05/24/18	\$ 818,846	\$ -	
Elk Grove Unified	Sacramento	John Reith Elementary	57/67314-00-027	05/25/18	\$ 2,635,486	\$ -	
Los Angeles Unified	Los Angeles	Emerson (Ralph Waldo) Junior M	57/64733-00-696	05/29/18	\$ 1,002,746	\$ -	
Los Angeles Unified	Los Angeles	Johnnie Cochran, Jr, Middle	57/64733-00-697	05/29/18	\$ 2,116,017	\$ -	
Los Angeles Unified	Los Angeles	North Hollywood Senior High	57/64733-22-014	05/29/18	\$ 3,567,845	\$ -	
West Covina Unified	Los Angeles	West Covina High	57/65094-00-014	05/30/18	\$ 4,443,279	\$ -	
San Juan Unified	Sacramento	Fair Oaks Elementary	57/67447-00-063	05/30/18	\$ 1,347,587	\$ -	
Hollister	San Benito	R O Hardin Elementary	57/67470-00-005	05/30/18	\$ 4,306,262	\$ -	
Atascadero Unified	San Luis Obispo	Santa Margarita Elementary	57/68700-00-007	05/30/18	\$ 2,043,520	\$ -	
Santa Ana Unified	Orange	Washington Elementary	57/66670-00-053	05/31/18	\$ 4,236,001	\$ -	

SFP APPLICATIONS  
 Modernization School Facilities Program  
 - Workload as of April 30, 2019 -

District	County	Site Name	Application Number	OPSC Date Received	Estimated State Grant (a)	Financial Hardship (b)	Notification Occurred**
Cambrian	Santa Clara	Ida Price Middle	57/69385-00-014	06/04/18	\$ 2,259,551	\$ -	
Cambrian	Santa Clara	Steindorf STEAM K-8 Magnet	57/69385-00-015	06/04/18	\$ 2,739,367	\$ -	
Cambrian	Santa Clara	Bagby Elementary	57/69385-00-016	06/04/18	\$ 410,783	\$ -	
Cambrian	Santa Clara	Farnham Elementary	57/69385-00-017	06/04/18	\$ 874,369	\$ -	
Cambrian	Santa Clara	Fammatre Elementary	57/69385-00-018	06/04/18	\$ 884,080	\$ -	
Dublin Unified	Alameda	Murray Elementary	57/75093-00-011	06/05/18	\$ 2,238,407	\$ -	
Clovis Unified	Fresno	Lincoln Elementary	57/62117-00-057	06/06/18	\$ 616,620	\$ -	
Dublin Unified	Alameda	Wells Middle	57/75093-00-012	06/06/18	\$ 1,048,020	\$ -	
Dublin Unified	Alameda	Wells Middle	57/75093-00-013	06/06/18	\$ 1,870,401	\$ -	
Dublin Unified	Alameda	Dublin Elementary	57/75093-00-014	06/06/18	\$ 2,924,401	\$ -	
Galt Joint Union High	Sacramento	Galt High	57/67355-00-002	06/08/18	\$ 4,162,983	\$ -	
San Bernardino City Unified	San Bernardino	San Bernardino High	57/67876-00-108	06/12/18	\$ 2,511,541	\$ -	
Los Angeles Unified	Los Angeles	Cienega Elementary	57/64733-00-698	06/13/18	\$ 1,370,920	\$ -	
Los Angeles Unified	Los Angeles	Canoga Park Senior High	57/64733-00-699	06/13/18	\$ 4,964,944	\$ -	
Los Angeles Unified	Los Angeles	Harrison Street Elementary	57/64733-00-700	06/13/18	\$ 1,024,516	\$ -	
Riverdale Joint Unified	Fresno	Riverdale Elementary	57/75408-00-006	06/14/18	\$ 690,356	\$ -	
Tracy Joint Unified	San Joaquin	Central Elementary	57/75499-00-012	06/14/18	\$ 2,987,345	\$ -	
Solana Beach Elementary	San Diego	Solana Highlands Elementary	57/68387-00-003	06/15/18	\$ 2,573,516	\$ -	
Barstow Unified	San Bernardino	Barstow Fine Arts Academy (formerly Barstow Inte	57/67611-00-003	06/18/18	\$ 4,053,288	\$ -	
Pleasant View Elementary	Tulare	Pleasant View Elementary	57/72058-00-002	06/18/18	\$ 1,278,676	\$ 852,451	
Twin Rivers Unified	Sacramento	Harmon Johnson Elementary	57/76505-00-064	06/19/18	\$ 4,102,973	\$ -	
Centralia Elementary	Orange	George B Miller Elementary	57/66472-00-011	06/22/18	\$ 332,218	\$ -	
Centralia Elementary	Orange	Raymond Temple Elementary	57/66472-00-012	06/22/18	\$ 687,831	\$ -	
Grossmont Union High	San Diego	El Cajon Valley High	57/68130-00-028	06/22/18	\$ 3,143,831	\$ -	
Sweetwater Union High	San Diego	Bonita Vista Middle	57/68411-00-049	06/25/18	\$ 1,419,295	\$ -	
San Marcos Unified	San Diego	La Costa Meadows Elementary	57/73791-00-008	06/25/18	\$ 4,494,708	\$ -	
Colton Joint Unified	San Bernardino	Michael D'Arcy Elementary	57/67686-00-025	06/26/18	\$ 607,820	\$ -	
San Ramon Valley Unified	Contra Costa	California High	57/61804-00-034	06/28/18	\$ 3,194,794	\$ -	
Clovis Unified	Fresno	Alta Sierra Intermediate	57/62117-00-058	06/28/18	\$ 4,357,733	\$ -	
Santa Ana Unified	Orange	Garfield Elementary	57/66670-00-054	06/28/18	\$ 3,245,002	\$ -	
Grossmont Union High	San Diego	West Hills High	57/68130-00-029	06/28/18	\$ 6,613,614	\$ -	
Rescue Union Elementary	El Dorado	Lake Forest Elementary	57/61978-00-004	06/29/18	\$ 1,988,626	\$ -	
Western Placer Unified	Placer	Glen Edwards Middle	57/66951-00-003	06/29/18	\$ 5,187,814	\$ -	
Wright Elementary	Sonoma	J X Wilson Elementary	57/71035-00-003	07/03/18	\$ 290,190	\$ -	
Hydesville Elementary	Humboldt	Hydesville Elementary	57/62885-00-001	07/06/18	\$ 259,295	\$ -	
Elk Grove Unified	Sacramento	Samuel Jackman Middle	57/67314-00-028	07/09/18	\$ 3,294,373	\$ -	
Elk Grove Unified	Sacramento	Eddy Middle School	57/67314-00-029	07/09/18	\$ 4,124,718	\$ -	
Elk Grove Unified	Sacramento	David Reese Elementary	57/67314-00-030	07/09/18	\$ 1,585,986	\$ -	
Elk Grove Unified	Sacramento	Jackson Elementary	57/67314-00-031	07/09/18	\$ 1,792,428	\$ -	
Elk Grove Unified	Sacramento	Florin Elementary	57/67314-00-032	07/10/18	\$ 2,821,509	\$ -	
Los Angeles Unified	Los Angeles	Dodson Middle School	57/64733-20-020	07/11/18	\$ 2,394,270	\$ -	
Muroc Joint Unified	Kern	Boron Junior-Senior High	57/63685-00-010	07/12/18	\$ 3,108,287	\$ -	
Del Norte County Unified	Del Norte	Joe Hamilton Elementary	57/61820-00-007	07/13/18	\$ 500,295	\$ -	
Golden Plains Unified	Fresno	San Joaquin Elementary	57/75234-00-007	07/13/18	\$ 3,776,997	\$ -	
Imperial County Office of Education	Imperial	De Anza 9th Grade Academy	57/10132-00-002	07/16/18	\$ 319,723	\$ 213,149	
Elk Grove Unified	Sacramento	Florin High	57/67314-00-033	07/16/18	\$ 6,021,182	\$ -	
Solana Beach Elementary	San Diego	Skyline Elementary	57/68387-00-004	07/17/18	\$ 591,537	\$ -	
Firebaugh-Las Deltas Unified	Fresno	Firebaugh Middle	57/73809-00-006	07/17/18	\$ 513,079	\$ -	

SFP APPLICATIONS  
 Modernization School Facilities Program  
 - Workload as of April 30, 2019 -

District	County	Site Name	Application Number	OPSC Date Received	Estimated State Grant (a)	Financial Hardship (b)	Notification Occurred**
Norwalk-La Mirada Unified	Los Angeles	Los Alisos Middle	57/64840-00-031	07/18/18	\$ 1,508,943	\$ -	
Fountain Valley Elementary	Orange	Masuda (Kazuo) Middle	57/66498-00-012	07/19/18	\$ 2,829,122	\$ -	
La Honda-Pescadero Unified	San Mateo	La Honda Elementary	57/68940-00-001	07/19/18	\$ 769,626	\$ -	
Sequoia Union High	San Mateo	Sequoia High	57/69062-00-038	07/19/18	\$ 2,850,756	\$ -	
Franklin-McKinley Elementary	Santa Clara	Windmill Springs Elementary	57/69450-00-011	07/19/18	\$ 2,646,603	\$ -	
Franklin-McKinley Elementary	Santa Clara	Windmill Springs Elementary	57/69450-00-012	07/19/18	\$ 577,483	\$ -	
Torrance Unified	Los Angeles	Edward J Richardson Middle	57/65060-00-046	07/20/18	\$ 855,104	\$ -	
Ocean View Elementary	Orange	Westmont Elementary	57/66613-00-023	07/20/18	\$ 148,414	\$ -	
William S. Hart Union High	Los Angeles	Sierra Vista Junior High	57/65136-00-011	07/24/18	\$ 121,354	\$ -	
Fullerton Joint Union High	Orange	La Habra High	57/66514-00-021	07/24/18	\$ 964,915	\$ -	
Atascadero Unified	San Luis Obispo	Atascadero High	57/68700-00-008	07/24/18	\$ 1,343,650	\$ -	
Fairfield-Suisun Unified	Solano	Fairview Elementary	57/70540-00-018	07/24/18	\$ 2,802,793	\$ -	
Fairfield-Suisun Unified	Solano	Grange Middle	57/70540-00-019	07/24/18	\$ 1,245,177	\$ -	
Dublin Unified	Alameda	Dublin Elementary	57/75093-00-015	07/24/18	\$ 1,034,478	\$ -	
Norwalk-La Mirada Unified	Los Angeles	Arlie F Hutchinson Middle	57/64840-00-032	07/26/18	\$ 790,339	\$ -	
Norwalk-La Mirada Unified	Los Angeles	Gardenhill Elementary	57/64840-00-033	07/26/18	\$ 197,889	\$ -	
Garden Grove Unified	Orange	Merton E Hill Elementary	57/66522-00-087	07/26/18	\$ 228,917	\$ -	
Garden Grove Unified	Orange	C C Violette Elementary	57/66522-00-088	07/26/18	\$ 697,426	\$ -	
Garden Grove Unified	Orange	Heritage Elementary	57/66522-00-089	07/26/18	\$ 794,110	\$ -	
Oxnard Elementary	Ventura	Elm Street Elementary	57/72538-00-029	07/27/18	\$ 404,879	\$ -	
Oxnard Elementary	Ventura	McKinna Elementary	57/72538-00-030	07/27/18	\$ 467,912	\$ -	
Healdsburg Unified	Sonoma	Healdsburg Junior High	57/75390-00-003	07/30/18	\$ 2,573,598	\$ -	
Healdsburg Unified	Sonoma	Healdsburg High	57/75390-00-004	07/30/18	\$ 5,546,148	\$ -	
Barstow Unified	San Bernardino	Barstow Junior High	57/67611-00-004	07/31/18	\$ 5,061,294	\$ -	
Natomas Unified	Sacramento	Jefferson Elementary	57/75283-00-005	07/31/18	\$ 2,663,525	\$ -	
Los Angeles Unified	Los Angeles	Walnut Park Elementary	57/64733-00-701	08/01/18	\$ 454,404	\$ -	
Los Angeles Unified	Los Angeles	Fairfax Senior High	57/64733-00-702	08/01/18	\$ 1,160,178	\$ -	
Anaheim Union High	Orange	John F Kennedy High	57/66431-00-018	08/02/18	\$ 1,533,622	\$ -	
Anaheim Union High	Orange	John F Kennedy High	57/66431-00-019	08/02/18	\$ 1,942,357	\$ -	
Exeter Unified	Tulare	Wilson Middle	57/76836-00-001	08/02/18	\$ 988,148	\$ -	
Konocti Unified	Lake	Lower Lake Elementary	57/64022-00-013	08/06/18	\$ 2,618,613	\$ -	
Pomona Unified	Los Angeles	Alcott Elementary	57/64907-00-032	08/06/18	\$ 583,195	\$ -	
Pomona Unified	Los Angeles	Washington Elementary	57/64907-00-033	08/07/18	\$ 1,677,895	\$ -	
Newcastle Elementary	Placer	Newcastle Elementary	57/66852-00-002	08/07/18	\$ 756,513	\$ 504,342	
Los Nietos Elementary	Los Angeles	Los Nietos Middle	57/64758-00-005	08/08/18	\$ 4,492,891	\$ -	
Whittier City Elementary	Los Angeles	Walter F Dexter Middle	57/65110-00-014	08/08/18	\$ 4,321,829	\$ -	
Saddleback Valley Unified	Orange	Portola Hills Elementary	57/73635-00-040	08/08/18	\$ 4,443,161	\$ -	
Berkeley Unified	Alameda	John Muir Elementary	57/61143-00-018	08/09/18	\$ 2,594,312	\$ -	
Chico Unified	Butte	Neal Dow Elementary	57/61424-00-006	08/10/18	\$ 2,038,050	\$ -	
Chico Unified	Butte	Marigold Elementary	57/61424-00-007	08/10/18	\$ 2,585,715	\$ -	
Chico Unified	Butte	Loma Vista	57/61424-00-008	08/10/18	\$ 246,682	\$ -	
Chico Unified	Butte	Shasta Elementary	57/61424-00-009	08/10/18	\$ 2,133,364	\$ -	
San Antonio Union Elementary	Monterey	San Antonio Elementary	57/66167-00-002	08/13/18	\$ 196,390	\$ -	
Fruitvale Elementary	Kern	Discovery Elementary	57/63479-00-003	08/14/18	\$ 3,053,627	\$ -	
Fruitvale Elementary	Kern	Quailwood Elementary	57/63479-00-004	08/14/18	\$ 98,944	\$ -	
Fruitvale Elementary	Kern	Fruitvale Junior High	57/63479-00-005	08/14/18	\$ 944,020	\$ -	
Roberts Ferry Union Elementary	Stanislaus	Roberts Ferry Union Elementary	57/71233-00-002	08/15/18	\$ 53,085	\$ 35,390	
Los Angeles Unified	Los Angeles	Widney (Joseph Pomeroy) High	58/64733-00-004*	08/15/18	\$ 464,881	\$ -	

SFP APPLICATIONS  
 Modernization School Facilities Program  
 - Workload as of April 30, 2019 -

District	County	Site Name	Application Number	OPSC Date Received	Estimated State Grant (a)	Financial Hardship (b)	Notification Occurred**
Willows Unified	Glenn	Willows Intermediate	57/62661-00-006	08/17/18	\$ 587,603	\$ -	
Willows Unified	Glenn	Murdock Elementary	57/62661-00-007	08/17/18	\$ 2,003,968	\$ -	
Santa Ana Unified	Orange	George Washington Carver Elementary	57/66670-00-055	08/17/18	\$ 2,972,873	\$ -	
Irvine Unified	Orange	Canyon View Elementary	57/73650-00-032	08/17/18	\$ 1,671,074	\$ -	
Hughson Unified	Stanislaus	Emilie J Ross Middle	57/75549-00-004	08/17/18	\$ 422,593	\$ -	
Hughson Unified	Stanislaus	Hughson Elementary	57/75549-00-005	08/17/18	\$ 1,813,478	\$ -	
Central Union Elementary	Kings	Akers Elementary	57/63883-00-001	08/22/18	\$ 3,604,760	\$ 2,403,173	
Central Union Elementary	Kings	R J Neutra Elementary	57/63883-00-002	08/22/18	\$ 334,924	\$ 223,283	
Central Union Elementary	Kings	Central Elementary	57/63883-00-003	08/22/18	\$ 210,870	\$ 140,580	
Central Union Elementary	Kings	Stratford Elementary	57/63883-00-004	08/22/18	\$ 204,582	\$ 136,388	
San Dieguito Union High	San Diego	San Dieguito High Academy	57/68346-00-008	08/23/18	\$ 5,284,508	\$ -	
Ballico-Cressey Elementary	Merced	Ballico Elementary	57/65649-00-001	08/24/18	\$ 1,457,146	\$ 971,431	
Ballico-Cressey Elementary	Merced	Cressey Elementary	57/65649-00-002	08/24/18	\$ 796,291	\$ 530,861	
Huntington Beach City Elementary	Orange	Ralph E Hawes Elementary	57/66530-00-019	08/24/18	\$ 878,806	\$ -	
Tahoe-Truckee Unified	Placer	Kings Beach Elementary	57/66944-00-015	08/29/18	\$ 1,334,568	\$ -	
Irvine Unified	Orange	Meadow Park Elementary	57/73650-00-033	08/29/18	\$ 2,526,142	\$ -	
Lake Elementary	Glenn	Lake Elementary	57/62596-00-002	08/30/18	\$ 199,611	\$ 133,074	
Rescue Union Elementary	El Dorado	Marina Village Middle	57/61978-00-005	08/31/18	\$ 3,517,807	\$ -	
Nevada Joint Union High	Nevada	Bear River High	57/66357-00-011	08/31/18	\$ 1,701,785	\$ -	
Nevada Joint Union High	Nevada	Nevada Union High	57/66357-00-012	08/31/18	\$ 2,688,984	\$ -	
Galt Joint Union High	Sacramento	Galt High	57/67355-00-003	09/04/18	\$ 6,409,302	\$ -	
Golden Plains Unified	Fresno	Tranquillity Elementary	57/75234-00-008	09/04/18	\$ 292,319	\$ -	
Anaheim Union High	Orange	Dale Junior High	57/66431-00-020	09/05/18	\$ 2,140,488	\$ -	
Alta Loma Elementary	San Bernardino	Hermosa Elementary	57/67595-00-007	09/05/18	\$ 2,690,494	\$ -	
Alta Loma Elementary	San Bernardino	Deer Canyon Elementary	57/67595-00-008	09/05/18	\$ 2,877,659	\$ -	
Central Union High	Imperial	Southwest High	57/63115-00-004	09/06/18	\$ 1,517,899	\$ -	
Robla Elementary	Sacramento	Main Avenue Elementary	57/67421-00-002	09/06/18	\$ 1,349,608	\$ -	
Campbell Union High	Santa Clara	Branham High	57/69401-00-022	09/06/18	\$ 1,886,758	\$ -	
Jacoby Creek Elementary	Humboldt	Jacoby Creek	57/62893-00-002	09/07/18	\$ 226,432	\$ 150,955	
Twin Rivers Unified	Sacramento	Vineland Elementary	57/76505-00-065	09/07/18	\$ 987,407	\$ -	
Clovis Unified	Fresno	Liberty Elementary	57/62117-00-059	09/10/18	\$ 2,193,297	\$ -	
Ripon Unified	San Joaquin	Colony Oak Elementary	57/68650-00-004	09/10/18	\$ 2,462,491	\$ -	
South San Francisco Unified	San Mateo	Westborough Middle	57/69070-00-020	09/12/18	\$ 304,412	\$ -	
Gilroy Unified	Santa Clara	Gilroy High	57/69484-00-009	09/12/18	\$ 919,980	\$ -	
Anaheim Union High	Orange	Savanna High	57/66431-00-022	09/13/18	\$ 3,673,572	\$ -	
Tahoe-Truckee Unified	Placer	Donner Trail Elementary	57/66944-00-016	09/13/18	\$ 326,254	\$ -	
Berkeley Unified	Alameda	Berkeley High	57/61143-00-019	09/14/18	\$ 17,680,064	\$ -	
Berkeley Unified	Alameda	Jefferson Elementary	57/61143-00-020	09/14/18	\$ 841,012	\$ -	
Burbank Unified	Los Angeles	George Washington Elementary	57/64337-00-021	09/14/18	\$ 565,643	\$ -	
Burbank Unified	Los Angeles	Theodore Roosevelt Elementary	57/64337-00-022	09/14/18	\$ 1,282,669	\$ -	
Castro Valley Unified	Alameda	Canyon Middle	57/61150-00-025	09/17/18	\$ 1,369,317	\$ -	
Colton Joint Unified	San Bernardino	Colton Middle	57/67686-00-026	09/17/18	\$ 2,585,057	\$ -	
Franklin-McKinley Elementary	Santa Clara	G W Hellyer Elementary	57/69450-00-013	09/17/18	\$ 1,394,725	\$ -	
Washington Colony Elementary	Fresno	Washington Colony Elementary	57/62513-00-002	09/18/18	\$ 169,187	\$ 112,791	
Elk Grove Unified	Sacramento	Union House Elementary	57/67314-00-034	09/18/18	\$ 1,338,228	\$ -	
Kings River Union Elementary	Tulare	Kings River Elementary	57/71969-00-002	09/18/18	\$ 192,184	\$ 128,122	
Anaheim Union High	Orange	Oxford Academy	57/66431-00-023	09/19/18	\$ 2,216,299	\$ -	
Twin Rivers Unified	Sacramento	Frederick Joyce Elementary	57/76505-00-066	09/19/18	\$ 3,874,280	\$ -	

SFP APPLICATIONS  
 Modernization School Facilities Program  
 - Workload as of April 30, 2019 -

District	County	Site Name	Application Number	OPSC Date Received	Estimated State Grant (a)	Financial Hardship (b)	Notification Occurred**
Yuba County Office of Education	Yuba	Goldfield School (Sdl)	57/10587-00-003	09/20/18	\$ 367,576	\$ 245,051	
Live Oak Unified	Sutter	Live Oak Middle	57/71399-00-002	09/21/18	\$ 1,003,548	\$ -	
Live Oak Unified	Sutter	Luther Elementary	57/71399-00-003	09/21/18	\$ 610,682	\$ -	
Clear Creek Elementary	Nevada	Clear Creek Elementary	57/66324-00-002	09/24/18	\$ 39,656	\$ 26,437	
Anaheim Elementary	Orange	Marshall (John) Elementary	57/66423-00-032	09/24/18	\$ 8,260,797	\$ -	
Berkeley Unified	Alameda	Willard Middle	57/61143-00-021	09/25/18	\$ 1,854,825	\$ -	
Monroe Elementary	Fresno	Monroe Elementary	57/62323-00-001	09/25/18	\$ 153,017	\$ 102,011	
Lakeport Unified	Lake	Terrace Middle	57/64030-00-009	09/25/18	\$ 1,743,589	\$ -	
Fairfield-Suisun Unified	Solano	Dan O Root Elementary	57/70540-00-020	09/25/18	\$ 3,261,347	\$ -	
Riverside Unified	Riverside	Polytechnic High	57/67215-00-035	09/26/18	\$ 3,692,426	\$ -	
Pomona Unified	Los Angeles	Diamond Point Elementary	57/64907-00-034	09/27/18	\$ 468,070	\$ -	
Pomona Unified	Los Angeles	Montvue Elementary	57/64907-00-035	09/27/18	\$ 472,591	\$ -	
Folsom-Cordova Unified	Sacramento	Oak Chan Elementary	57/67330-21-006	09/28/18	\$ 2,362,326	\$ -	
Ripon Unified	San Joaquin	Weston Elementary	57/68650-00-005	09/28/18	\$ 2,288,270	\$ -	
Roseville Joint Union High	Placer	Oakmont High	57/66928-00-004	10/01/18	\$ 2,152,365	\$ -	
San Ramon Valley Unified	Contra Costa	Montevideo Elementary	57/61804-00-035	10/02/18	\$ 2,858,942	\$ -	
Norwalk-La Mirada Unified	Los Angeles	Norwalk High	57/64840-00-034	10/03/18	\$ 1,726,535	\$ -	
San Ramon Valley Unified	Contra Costa	Green Valley Elementary	57/61804-00-036	10/04/18	\$ 3,312,817	\$ -	
Grossmont Union High	San Diego	Grossmont High	57/68130-00-030	10/05/18	\$ 3,110,103	\$ -	
Grossmont Union High	San Diego	Helix High	57/68130-00-031	10/08/18	\$ 3,895,700	\$ -	
Alameda Unified	Alameda	Edison Elementary	57/61119-00-020	10/09/18	\$ 974,685	\$ -	
San Ramon Valley Unified	Contra Costa	Golden View Elementary	57/61804-00-037	10/09/18	\$ 3,191,788	\$ -	
Westside Elementary	Fresno	Westside Elementary	57/62547-00-001	10/09/18	\$ 160,144	\$ 106,763	
Compton Unified	Los Angeles	Centennial High	57/73437-01-042	10/10/18	\$ 855,992	\$ -	
Compton Unified	Los Angeles	Dominguez High	57/73437-01-043	10/10/18	\$ 1,833,817	\$ -	
San Ramon Valley Unified	Contra Costa	Rancho Romero Elementary	57/61804-00-038	10/12/18	\$ 659,074	\$ -	
Alvina Elementary	Fresno	Alvina Elementary Charter	57/61994-00-001	10/12/18	\$ 125,412	\$ 83,608	
Grossmont Union High	San Diego	Granite Hills High	57/68130-00-032	10/12/18	\$ 1,031,181	\$ -	
San Marcos Unified	San Diego	San Marcos Middle	57/73791-00-009	10/15/18	\$ 2,917,239	\$ -	
Alview-Dairyland Union Elementary	Madera	Alview Elementary	57/65177-00-003	10/16/18	\$ 126,175	\$ 84,116	
Alview-Dairyland Union Elementary	Madera	Dairyland Elementary	57/65177-00-004	10/16/18	\$ 137,620	\$ 91,747	
San Diego Unified	San Diego	Logan K-8	57/68338-00-231	10/16/18	\$ 2,655,019	\$ -	
Nevada Joint Union High	Nevada	Bear River High	57/66357-00-013	10/17/18	\$ 894,488	\$ -	
Nevada Joint Union High	Nevada	Bear River High	57/66357-00-014	10/17/18	\$ 1,538,138	\$ -	
Anaheim Union High	Orange	Polaris High (Alternative)	57/66431-00-024	10/17/18	\$ 3,621,798	\$ -	
Visalia Unified	Tulare	Ivanhoe Elementary	57/72256-00-027	10/17/18	\$ 2,980,599	\$ -	
Visalia Unified	Tulare	Washington Elementary	57/72256-00-028	10/17/18	\$ 1,855,395	\$ -	
Visalia Unified	Tulare	Crowley Elementary	57/72256-00-029	10/17/18	\$ 3,280,063	\$ -	
Contra Costa County Office of Education	Contra Costa	Liberty High	57/10074-00-004	10/18/18	\$ 160,969	\$ 107,312	
Chicago Park Elementary	Nevada	Chicago Park Elementary	57/66316-00-002	10/18/18	\$ 21,527	\$ 14,351	
Chicago Park Elementary	Nevada	Chicago Park Community Charter	57/66316-00-003	10/18/18	\$ 42,717	\$ 28,478	
Rescue Union Elementary	El Dorado	Green Valley Elementary	57/61978-00-006	10/22/18	\$ 2,690,494	\$ -	
Alta Loma Elementary	San Bernardino	Vineyard Junior High	57/67595-00-009	10/22/18	\$ 3,973,736	\$ -	
Alta Loma Elementary	San Bernardino	Victoria Groves Elementary	57/67595-00-010	10/23/18	\$ 2,716,628	\$ -	
Long Beach Unified	Los Angeles	Webster Elementary	57/64725-00-022	10/24/18	\$ 4,070,543	\$ -	
Davis Joint Unified	Yolo	Cesar Chavez Elementary	57/72678-00-015	10/24/18	\$ 1,251,636	\$ -	
Lafayette Elementary	Contra Costa	M H Stanley Middle	57/61713-00-005	10/25/18	\$ 3,057,118	\$ -	
Lafayette Elementary	Contra Costa	Lafayette Elementary	57/61713-00-006	10/25/18	\$ 201,590	\$ -	

SFP APPLICATIONS  
 Modernization School Facilities Program  
 - Workload as of April 30, 2019 -

District	County	Site Name	Application Number	OPSC Date Received	Estimated State Grant (a)	Financial Hardship (b)	Notification Occurred**
Lafayette Elementary	Contra Costa	Happy Valley Elementary	57/61713-00-007	10/25/18	\$ 802,496	\$ -	
Long Beach Unified	Los Angeles	Mann Elementary	57/64725-00-023	10/25/18	\$ 1,187,052	\$ -	
Long Beach Unified	Los Angeles	Lindsey Academy	57/64725-00-024	10/25/18	\$ 2,263,506	\$ -	
Long Beach Unified	Los Angeles	Garfield Elementary	57/64725-00-025	10/25/18	\$ 2,719,384	\$ -	
Long Beach Unified	Los Angeles	Stephens Middle	57/64725-00-026	10/25/18	\$ 3,365,831	\$ -	
Long Beach Unified	Los Angeles	Rogers Middle	57/64725-00-027	10/25/18	\$ 1,501,644	\$ -	
Long Beach Unified	Los Angeles	Lowell Elementary	57/64725-00-028	10/25/18	\$ 6,454,309	\$ -	
Long Beach Unified	Los Angeles	Kettering Elementary	57/64725-00-029	10/25/18	\$ 2,974,945	\$ -	
Long Beach Unified	Los Angeles	Jefferson Leadership Academies	57/64725-00-030	10/25/18	\$ 10,307,408	\$ -	
Long Beach Unified	Los Angeles	McKinley Elementary	57/64725-00-031	10/25/18	\$ 4,860,576	\$ -	
Napa Valley Unified	Napa	River Charter	57/66266-00-031	10/25/18	\$ 725,438	\$ -	
Cupertino Union	Santa Clara	John F Kennedy Middle	57/69419-00-030	10/26/18	\$ 1,171,653	\$ -	
Sylvan Union Elementary	Stanislaus	Orchard Elementary	57/71290-00-009	10/26/18	\$ 2,920,825	\$ -	
Sylvan Union Elementary	Stanislaus	Sylvan Elementary	57/71290-00-010	10/26/18	\$ 2,914,989	\$ -	
Castro Valley Unified	Alameda	Castro Valley High	57/61150-00-026	10/29/18	\$ 2,534,802	\$ -	
Dixie Elementary	Marin	Dixie Elementary	57/65318-00-005	10/29/18	\$ 1,046,163	\$ -	
Dixie Elementary	Marin	Mary E Silveira Elementary	57/65318-00-006	10/29/18	\$ 1,672,947	\$ -	
Dixie Elementary	Marin	Vallecito Elementary	57/65318-00-007	10/29/18	\$ 2,100,176	\$ -	
Grossmont Union High	San Diego	Monte Vista High	57/68130-00-033	10/29/18	\$ 182,570	\$ -	
Monterey Peninsula Unified	Monterey	Central Coast High	57/66092-00-027	10/30/18	\$ 753,791	\$ -	
Orange Unified	Orange	Orange High	57/66621-00-054	10/30/18	\$ 4,111,981	\$ -	
Tahoe-Truckee Unified	Placer	Truckee Elementary	57/66944-00-017	10/30/18	\$ 2,843,377	\$ -	
South San Francisco Unified	San Mateo	Junipero Serra Elementary	57/69070-00-021	10/30/18	\$ 719,036	\$ -	
Coalinga-Huron Unified	Fresno	Coalinga High	57/62125-00-011	10/31/18	\$ 2,081,923	\$ -	
Central Union High	Imperial	Central Union High	57/63115-00-005	10/31/18	\$ 7,303,418	\$ 4,868,945	
McSwain Union Elementary	Merced	McSwain Elementary	57/65763-00-004	10/31/18	\$ 1,413,052	\$ 942,035	
San Juan Unified	Sacramento	Dyer-Kelly Elementary	57/67447-00-064	10/31/18	\$ 941,416	\$ -	
San Juan Unified	Sacramento	Greer Elementary	57/67447-00-065	10/31/18	\$ 731,760	\$ -	
San Ramon Valley Unified	Contra Costa	Vista Grande Elementary	57/61804-00-039	11/01/18	\$ 650,568	\$ -	
Centralia Elementary	Orange	Buena Terra Elementary	57/66472-00-013	11/02/18	\$ 102,941	\$ -	
Corcoran Joint Unified	Kings	Corcoran High	57/63891-00-013	11/05/18	\$ 1,150,070	\$ -	
Long Beach Unified	Los Angeles	Lakewood High	57/64725-00-032	11/06/18	\$ 2,119,315	\$ -	
Long Beach Unified	Los Angeles	Riley Elementary	57/64725-00-033	11/06/18	\$ 5,656,656	\$ -	
Long Beach Unified	Los Angeles	MacArthur Elementary	57/64725-00-034	11/06/18	\$ 4,787,307	\$ -	
Caruthers Unified	Fresno	Caruthers Elementary	57/75598-00-004	11/06/18	\$ 4,296,680	\$ -	
Clovis Unified	Fresno	Clovis East High	57/62117-00-060	11/07/18	\$ 4,150,531	\$ -	
Clovis Unified	Fresno	Reyburn Intermediate	57/62117-00-061	11/07/18	\$ 2,134,400	\$ -	
Carpinteria Unified	Santa Barbara	Carpinteria Senior High	57/69146-00-005	11/08/18	\$ 2,701,648	\$ -	
Carpinteria Unified	Santa Barbara	Carpinteria Senior High	57/69146-00-006	11/08/18	\$ 4,918,787	\$ -	
Fairfield-Suisun Unified	Solano	E Ruth Sheldon Academy of Innovative Learning	57/70540-00-021	11/08/18	\$ 2,257,059	\$ -	
Jurupa Unified	Riverside	West Riverside Elementary	57/67090-00-016	11/09/18	\$ 3,725,685	\$ -	
Val Verde Unified	Riverside	Rancho Verde High	57/75242-00-003	11/09/18	\$ 12,507,420	\$ -	
Galt Joint Union Elementary	Sacramento	Valley Oaks Elementary	57/67348-00-002	11/13/18	\$ 3,144,369	\$ -	
Mountain View Whisman	Santa Clara	Gabriela Mistral Elementary	57/69591-00-005	11/13/18	\$ 2,919,174	\$ -	
Centralia Elementary	Orange	Danbrook Elementary	57/66472-00-014	11/14/18	\$ 193,776	\$ -	
Santa Ana Unified	Orange	Valley High	57/66670-00-056	11/14/18	\$ 2,414,147	\$ -	
Western Placer Unified	Placer	Lincoln High	57/66951-00-004	11/14/18	\$ 5,731,319	\$ -	
San Rafael City High	Marin	San Rafael High	57/65466-00-005	11/16/18	\$ 1,721,260	\$ -	

SFP APPLICATIONS  
 Modernization School Facilities Program  
 - Workload as of April 30, 2019 -

District	County	Site Name	Application Number	OPSC Date Received	Estimated State Grant (a)	Financial Hardship (b)	Notification Occurred**
Chino Valley Unified	San Bernardino	Oak Ridge Elementary	57/67678-00-024	11/16/18	\$ 3,248,313	\$ -	
Chino Valley Unified	San Bernardino	Gerald F Litel Elementary	57/67678-00-025	11/16/18	\$ 2,769,885	\$ -	
Chino Valley Unified	San Bernardino	Howard Cattle Elementary	57/67678-00-026	11/16/18	\$ 3,393,365	\$ -	
Carpinteria Unified	Santa Barbara	Carpinteria Senior High	57/69146-00-007	11/16/18	\$ 728,598	\$ -	
Cutler-Orosi Joint Unified	Tulare	Cutler Elementary	57/71860-00-013	11/19/18	\$ 2,648,382	\$ -	
Twin Rivers Unified	Sacramento	Creative Connections Arts Academy	57/76505-00-067	11/19/18	\$ 214,532	\$ -	
Long Beach Unified	Los Angeles	Cleveland Elementary	57/64725-00-035	11/20/18	\$ 1,198,670	\$ -	
Long Beach Unified	Los Angeles	Longfellow Elementary	57/64725-00-036	11/20/18	\$ 1,748,164	\$ -	
Carpinteria Unified	Santa Barbara	Aliso Elementary	57/69146-00-008	11/20/18	\$ 491,094	\$ -	
Ramona City Unified	San Diego	James Dukes Elementary	57/68304-00-005	11/26/18	\$ 347,419	\$ 231,613	
Ramona City Unified	San Diego	Barnett Elementary	57/68304-00-006	11/26/18	\$ 347,419	\$ 231,613	
Ramona City Unified	San Diego	Olive Peirce Middle	57/68304-00-007	11/26/18	\$ 653,129	\$ 435,420	
Ramona City Unified	San Diego	Mt Woodson Elementary	57/68304-00-008	11/26/18	\$ 387,631	\$ 258,420	
Lucia Mar Unified	San Luis Obispo	Arroyo Grande High	57/68759-00-013	11/27/18	\$ 1,978,891	\$ -	
West Contra Costa Unified	Contra Costa	Helms Middle	57/61796-00-052	11/28/18	\$ 4,133,414	\$ -	
William S. Hart Union High	Los Angeles	William S Hart High	57/65136-00-012	11/29/18	\$ 6,141,672	\$ -	
Carpinteria Unified	Santa Barbara	Canalino Elementary	57/69146-00-009	11/29/18	\$ 3,842,590	\$ -	
Ocean View	Ventura	Ocean View Junior High	57/72512-00-005	11/29/18	\$ 1,787,081	\$ -	
Charter Oak Unified	Los Angeles	Willow Elementary	57/64378-00-012	11/30/18	\$ 903,779	\$ -	
San Juan Unified	Sacramento	Ottomon Way Elementary	57/67447-00-066	12/03/18	\$ 1,837,923	\$ -	
San Juan Unified	Sacramento	Carriage Drive Elementary	57/67447-00-067	12/03/18	\$ 2,938,487	\$ -	
San Juan Unified	Sacramento	Twin Lakes Elementary	57/67447-00-068	12/03/18	\$ 2,502,662	\$ -	
Big Springs Union Elementary	Siskiyou	Big Springs Elementary	57/70185-00-002	12/03/18	\$ 587,555	\$ 391,703	
Inglewood Unified	Los Angeles	Monroe (Albert F) Magnet Middle School	57/64634-00-003	12/04/18	\$ 2,832,675	\$ -	
San Rafael City High	Marin	Terra Linda High	57/65466-00-006	12/04/18	\$ 2,142,720	\$ -	
Kings Canyon Joint Unified	Fresno	Jefferson Elementary	57/62265-00-025	12/05/18	\$ 1,871,766	\$ -	
Kings Canyon Joint Unified	Fresno	Dunlap Elementary	57/62265-00-026	12/05/18	\$ 1,162,498	\$ -	
Lafayette Elementary	Contra Costa	Springhill Elementary	57/61713-00-008	12/06/18	\$ 504,351	\$ -	
Chino Valley Unified	San Bernardino	Ruben S Ayala High	57/67678-00-027	12/06/18	\$ 2,428,639	\$ -	
Los Angeles Unified	Los Angeles	Reseda High	57/64733-39-009	12/10/18	\$ 948,526	\$ -	
Los Angeles Unified	Los Angeles	Wilshire Crest Elementary	57/64733-31-008	12/11/18	\$ 1,707,891	\$ -	
Newport-Mesa Unified	Orange	Mariners Elementary	57/66597-00-043	12/12/18	\$ 853,087	\$ -	
Alta Loma Elementary	San Bernardino	Floyd M Stork Elementary	57/67595-00-011	12/12/18	\$ 3,041,428	\$ -	
Alta Loma Elementary	San Bernardino	Floyd M Stork Elementary	57/67595-00-012	12/12/18	\$ 2,899,744	\$ -	
San Francisco Unified	San Francisco	Wells (Ida B) High	57/68478-63-005	12/13/18	\$ 1,522,603	\$ -	
Konocti Unified	Lake	Konocti Education Center	57/64022-00-014	12/17/18	\$ 666,518	\$ -	
Los Angeles Unified	Los Angeles	Lassen Elementary	57/64733-00-703	12/17/18	\$ 906,125	\$ -	
Monterey Peninsula Unified	Monterey	Seaside High	57/66092-00-028	12/17/18	\$ 420,057	\$ -	
East Side Union High	Santa Clara	James Lick High	57/69427-00-036	12/17/18	\$ 204,961	\$ -	
Santa Monica-Malibu Unified	Los Angeles	Franklin Elementary	57/64980-00-016	12/18/18	\$ 604,818	\$ -	
Campbell Union High	Santa Clara	Westmont High	57/69401-00-023	12/18/18	\$ 441,170	\$ -	
Santa Monica-Malibu Unified	Los Angeles	Webster Elementary	57/64980-00-017	12/19/18	\$ 146,832	\$ -	
Santa Monica-Malibu Unified	Los Angeles	Roosevelt Elementary	57/64980-00-018	12/19/18	\$ 733,608	\$ -	
Santa Monica-Malibu Unified	Los Angeles	McKinley Elementary	57/64980-00-019	12/19/18	\$ 359,546	\$ -	
Tahoe-Truckee Unified	Placer	Tahoe Lake Elementary	57/66944-00-018	12/19/18	\$ 742,372	\$ -	
Solvang Elementary	Santa Barbara	Solvang Elementary	57/69336-00-003	12/20/18	\$ 686,194	\$ -	
Ontario-Montclair	San Bernardino	Euclid Elementary	57/67819-00-031	12/21/18	\$ 306,982	\$ -	
Ontario-Montclair	San Bernardino	Lehigh Elementary	57/67819-00-032	12/21/18	\$ 1,222,986	\$ -	

SFP APPLICATIONS  
 Modernization School Facilities Program  
 - Workload as of April 30, 2019 -

District	County	Site Name	Application Number	OPSC Date Received	Estimated State Grant (a)	Financial Hardship (b)	Notification Occurred**
Ontario-Montclair	San Bernardino	Central Language Academy	57/67819-00-033	12/21/18	\$ 2,554,618	\$ -	
Santa Barbara Unified	Santa Barbara	McKinley Elementary	57/76786-00-010	12/21/18	\$ 2,115,033	\$ -	
Santa Barbara Unified	Santa Barbara	San Marcos Senior High	57/76786-00-011	12/21/18	\$ 1,017,157	\$ -	
Banning Unified	Riverside	Banning High	57/66985-00-006	12/24/18	\$ 7,016,067	\$ 4,677,378	
Liberty Union High	Contra Costa	Liberty High	57/61721-00-003	12/26/18	\$ 2,120,240	\$ -	
Los Angeles Unified	Los Angeles	Kenter Canyon Elementary	57/64733-47-011	12/26/18	\$ 2,840,465	\$ -	
Ontario-Montclair	San Bernardino	Vina Danks Middle	57/67819-00-034	12/26/18	\$ 296,984	\$ -	
Knights Ferry Elementary	Stanislaus	Knights Ferry Elementary	57/71142-00-001	12/26/18	\$ 103,460	\$ 68,973	
Orange Unified	Orange	El Modena High	57/66621-00-055	01/02/19	\$ 10,356,704	\$ -	
Orange Unified	Orange	Fletcher Elementary	57/66621-00-056	01/02/19	\$ 444,804	\$ -	
Santa Barbara Unified	Santa Barbara	Harding University Partnership	57/76786-00-012	01/02/19	\$ 212,713	\$ -	
Humboldt County Office of Education	Humboldt	Glen Paul	57/10124-00-001	01/03/19	\$ 138,966	\$ 92,644	
San Ramon Valley Unified	Contra Costa	John Baldwin Elementary	57/61804-00-040	01/07/19	\$ 136,084	\$ -	
Alameda Unified	Alameda	Franklin Elementary	57/61119-00-021	01/09/19	\$ 890,102	\$ -	
Los Angeles Unified	Los Angeles	Pio Pico Middle	57/64733-00-704	01/09/19	\$ 2,295,835	\$ -	
Los Angeles Unified	Los Angeles	President Avenue Elementary	57/64733-29-016	01/09/19	\$ 1,297,297	\$ -	
Alta Loma Elementary	San Bernardino	Alta Loma Junior High	57/67595-00-013	01/09/19	\$ 4,606,096	\$ -	
Ocean View	Ventura	Mar Vista Elementary	57/72512-00-006	01/10/19	\$ 373,353	\$ -	
Berkeley Unified	Alameda	Longfellow Arts and Technology Middle	57/61143-00-022	01/11/19	\$ 985,988	\$ -	
Fremont Unified	Alameda	Irvington High	57/61176-00-038	01/11/19	\$ 1,839,676	\$ -	
Fremont Unified	Alameda	Washington High	57/61176-00-039	01/11/19	\$ 351,297	\$ -	
Fremont Unified	Alameda	Oliveira Elementary	57/61176-00-040	01/11/19	\$ 517,558	\$ -	
Fremont Unified	Alameda	Patterson Elementary	57/61176-00-041	01/11/19	\$ 562,478	\$ -	
Fremont Unified	Alameda	Parkmont Elementary	57/61176-00-042	01/11/19	\$ 730,776	\$ -	
Santa Ana Unified	Orange	Century High	57/66670-00-057	01/11/19	\$ 12,511,940	\$ -	
Santa Ana Unified	Orange	Santa Ana High	57/66670-00-058	01/11/19	\$ 14,050,434	\$ -	
East Side Union High	Santa Clara	Mt Pleasant High	57/69427-00-037	01/11/19	\$ 677,533	\$ -	
Dixon Unified	Solano	Dixon High	57/70532-00-005	01/11/19	\$ 3,378,143	\$ -	
Ceres Unified	Stanislaus	Carroll Fowler Elementary	57/71043-00-015	01/11/19	\$ 2,643,935	\$ -	
Los Angeles Unified	Los Angeles	Menlo Avenue Elementary	57/64733-00-705	01/14/19	\$ 4,440,414	\$ -	
Los Angeles Unified	Los Angeles	Elizabeth Learning Center	57/64733-00-706	01/14/19	\$ 6,683,235	\$ -	
Los Angeles Unified	Los Angeles	Twenty-Eighth Street Elementary	57/64733-00-707	01/14/19	\$ 10,035,126	\$ -	
Los Angeles Unified	Los Angeles	Madison Elementary	57/64733-00-708	01/14/19	\$ 1,053,241	\$ -	
Los Angeles Unified	Los Angeles	Revere (Paul) Junior Midsite	57/64733-21-034	01/14/19	\$ 1,219,332	\$ -	
Lemoore Union High	Kings	Lemoore High	57/63982-00-004	01/15/19	\$ 1,004,112	\$ -	
Duarte Unified	Los Angeles	Royal Oaks STEAM Academy (K-8)	57/64469-00-012	01/15/19	\$ 1,258,856	\$ -	
South Whittier Elementary	Los Angeles	Lake Marie Elementary	57/65037-00-009	01/15/19	\$ 297,658	\$ -	
South Whittier Elementary	Los Angeles	Los Altos Elementary	57/65037-00-010	01/15/19	\$ 143,827	\$ -	
Galt Joint Union Elementary	Sacramento	River Oaks Elementary	57/67348-00-003	01/15/19	\$ 878,806	\$ -	
Wheatland Union High	Yuba	Wheatland Union High	57/72769-00-001	01/15/19	\$ 1,769,188	\$ -	
Capistrano Unified	Orange	Capistrano Valley High	57/66464-00-019	01/16/19	\$ 1,608,184	\$ -	
Lucia Mar Unified	San Luis Obispo	Grover Beach Elementary	57/68759-00-014	01/16/19	\$ 2,234,152	\$ -	
Lucia Mar Unified	San Luis Obispo	Harloe Elementary	57/68759-00-015	01/16/19	\$ 2,311,485	\$ -	
El Centro Elementary	Imperial	Harding Elementary	57/63123-00-015	01/18/19	\$ 1,700,340	\$ -	
South Pasadena Unified	Los Angeles	South Pasadena Senior High	57/65029-00-006	01/18/19	\$ 3,031,556	\$ -	
Chaffey Joint Union High	San Bernardino	Rancho Cucamonga High	57/67652-00-007	01/18/19	\$ 2,602,347	\$ -	
Hope Elementary	Tulare	Hope Elementary	57/71944-00-002	01/18/19	\$ 113,636	\$ 75,757	
Capistrano Unified	Orange	Dana Hills High	57/66464-00-020	01/22/19	\$ 1,832,693	\$ -	



SFP APPLICATIONS  
 Modernization School Facilities Program  
 - Workload as of April 30, 2019 -

District	County	Site Name	Application Number	OPSC Date Received	Estimated State Grant (a)	Financial Hardship (b)	Notification Occurred**
Capistrano Unified	Orange	San Clemente High	57/66464-00-021	01/22/19	\$ 1,501,778	\$ -	
Capistrano Unified	Orange	Tesoro High	57/66464-00-022	01/22/19	\$ 1,938,922	\$ -	
Corona-Norco Unified	Riverside	John Adams Elementary	57/67033-00-018	01/22/19	\$ 1,565,633	\$ -	
Corona-Norco Unified	Riverside	Garretson Elementary	57/67033-00-019	01/22/19	\$ 1,169,780	\$ -	
Corona-Norco Unified	Riverside	Lincoln Fundamental Elementary	57/67033-00-020	01/22/19	\$ 1,169,780	\$ -	
Corona-Norco Unified	Riverside	Norco Elementary	57/67033-00-021	01/22/19	\$ 753,650	\$ -	
Temecula Valley Unified	Riverside	Rancho Vista High	57/75192-00-013	01/22/19	\$ 1,464,893	\$ -	
Temecula Valley Unified	Riverside	Susan H Nelson	57/75192-00-014	01/22/19	\$ 1,040,845	\$ -	
Pierce Joint Unified	Colusa	Arbuckle Elementary	57/61614-00-008	01/23/19	\$ 1,771,025	\$ -	
Pajaro Valley Unified	Santa Cruz	H A Hyde Elementary	57/69799-00-025	01/23/19	\$ 1,856,309	\$ -	
Ventura County Office of Education	Ventura	Dean Triggs School	57/10561-00-007	01/24/19	\$ 17,762	\$ 11,842	
Fremont Unified	Alameda	Steven Millard Elementary	57/61176-00-043	01/24/19	\$ 582,885	\$ -	
Fremont Unified	Alameda	Mission San Jose Elementary	57/61176-00-044	01/24/19	\$ 1,448,830	\$ -	
Duarte Unified	Los Angeles	Bearslee Dual Language Immersion Academy (PK	57/64469-00-013	01/24/19	\$ 1,899,981	\$ -	
Anaheim Elementary	Orange	Roosevelt (Theodore) Elementary	57/66423-00-033	01/24/19	\$ 6,206,326	\$ -	
Chino Valley Unified	San Bernardino	Rolling Ridge Elementary	57/67678-00-028	01/24/19	\$ 3,126,978	\$ -	
Chino Valley Unified	San Bernardino	Country Springs Elementary	57/67678-00-029	01/24/19	\$ 3,261,560	\$ -	
Del Norte County Unified	Del Norte	Crescent Elk Middle	57/61820-00-008	01/25/19	\$ 1,243,880	\$ -	
Lemoore Union High	Kings	Lemoore High	57/63982-00-005	01/25/19	\$ 1,410,412	\$ -	
Madera Unified	Madera	Madera South High	57/65243-00-007	01/25/19	\$ 4,674,702	\$ -	
Kentfield Elementary	Marin	Anthony G Bacich Elementary	57/65334-00-004	01/25/19	\$ 1,263,559	\$ -	
Huntington Beach City Elementary	Orange	Ethel Dwyer Middle	57/66530-00-020	01/25/19	\$ 2,955,708	\$ -	
San Diego Unified	San Diego	Boone Elementary	57/68338-00-232	01/25/19	\$ 9,903	\$ -	
San Diego Unified	San Diego	Hickman Elementary	57/68338-00-233	01/25/19	\$ 1,434,996	\$ -	
San Diego Unified	San Diego	Penn Elementary	57/68338-00-234	01/25/19	\$ 1,578,960	\$ -	
San Diego Unified	San Diego	Spreckels Elementary	57/68338-00-235	01/25/19	\$ 821,988	\$ -	
San Diego Unified	San Diego	De Portola Middle	57/68338-00-236	01/25/19	\$ 3,561,465	\$ -	
San Diego Unified	San Diego	Bethune K-8	57/68338-00-237	01/25/19	\$ 3,189,468	\$ -	
San Diego Unified	San Diego	La Jolla High	57/68338-00-238	01/25/19	\$ 4,024,308	\$ -	
San Diego Unified	San Diego	Riley	57/68338-00-239	01/25/19	\$ 1,999,658	\$ -	
San Diego Unified	San Diego	Emerson Bandini Elementary	57/68338-00-240	01/25/19	\$ 4,168,015	\$ -	
San Diego Unified	San Diego	Zamorano Elementary	57/68338-00-241	01/25/19	\$ 1,843,377	\$ -	
San Diego Unified	San Diego	Sandburg Elementary	57/68338-00-242	01/25/19	\$ 1,750,788	\$ -	
San Diego Unified	San Diego	Serra High	57/68338-00-243	01/25/19	\$ 3,050,850	\$ -	
San Diego Unified	San Diego	Mira Mesa High	57/68338-00-244	01/25/19	\$ 7,499,848	\$ -	
San Diego Unified	San Diego	Standley Middle	57/68338-00-245	01/25/19	\$ 1,655,344	\$ -	
San Diego Unified	San Diego	Pacific View (Lee) Elementary	57/68338-00-246	01/25/19	\$ 1,068,120	\$ -	
San Diego Unified	San Diego	Mira Mesa High	57/68338-00-247	01/25/19	\$ 1,864,990	\$ -	
San Diego Unified	San Diego	Morse High	57/68338-00-248	01/25/19	\$ 726,703	\$ -	
San Diego Unified	San Diego	Miramar Ranch Elementary	57/68338-00-249	01/25/19	\$ 766,260	\$ -	
San Diego Unified	San Diego	Franklin Elementary	57/68338-00-250	01/25/19	\$ 1,202,796	\$ -	
San Diego Unified	San Diego	Vista Grande Elementary	57/68338-00-251	01/25/19	\$ 520,128	\$ -	
San Diego Unified	San Diego	De Portola Middle	57/68338-00-252	01/25/19	\$ 3,561,465	\$ -	
San Diego Unified	San Diego	Doyle Elementary	57/68338-00-253	01/25/19	\$ 445,824	\$ -	
San Diego Unified	San Diego	University City High	57/68338-00-254	01/25/19	\$ 2,778,192	\$ -	
San Diego Unified	San Diego	Iftin Charter	57/68338-00-255	01/25/19	\$ 2,674,944	\$ -	
Garden Grove Unified	Orange	Thomas Paine Elementary	57/66522-00-090	01/28/19	\$ 1,038,367	\$ -	
Sonora Elementary	Tuolumne	Sonora Elementary	57/72371-00-005	01/28/19	\$ 1,990,027	\$ -	

SFP APPLICATIONS  
 Modernization School Facilities Program  
 - Workload as of April 30, 2019 -

District	County	Site Name	Application Number	OPSC Date Received	Estimated State Grant (a)	Financial Hardship (b)	Notification Occurred**
Benicia Unified	Solano	Benicia High School	58/70524-00-001	01/28/19	\$ 1,499,802	\$ -	
Duarte Unified	Los Angeles	Duarte High	57/64469-00-014	01/29/19	\$ 804,640	\$ -	
San Rafael City Elementary	Marin	Laurel Dell Elementary	57/65458-00-013	01/29/19	\$ 1,725,432	\$ -	
Fairfield-Suisun Unified	Solano	K I Jones Elementary	57/70540-00-022	01/29/19	\$ 3,272,209	\$ -	
Waukena Joint Union Elementary	Tulare	Waukena Joint Union Elementary	57/72264-00-001	01/29/19	\$ 170,358	\$ 113,572	
Rescue Union Elementary	El Dorado	Rescue Elementary	57/61978-00-007	01/30/19	\$ 1,130,547	\$ -	
Los Angeles Unified	Los Angeles	Ninety-Third Street Elementary	57/64733-00-709	01/30/19	\$ 3,491,576	\$ -	
Fremont Unified	Alameda	Harvey Green Elementary	57/61176-00-045	01/31/19	\$ 620,916	\$ -	
Fremont Unified	Alameda	Forest Park Elementary	57/61176-00-046	01/31/19	\$ 641,798	\$ -	
Fremont Unified	Alameda	J Haley Durham Elementary	57/61176-00-047	01/31/19	\$ 638,231	\$ -	
Fremont Unified	Alameda	Joshua Chadbourne Elementary	57/61176-00-048	01/31/19	\$ 829,945	\$ -	
Wasco Union High	Kern	Wasco High	57/63859-00-001	01/31/19	\$ 1,200,674	\$ -	
Brittan Elementary	Sutter	Brittan Elementary	57/71357-00-003	01/31/19	\$ 1,386,987	\$ 924,658	
Fremont Unified	Alameda	Warwick Elementary	57/61176-00-049	02/01/19	\$ 836,828	\$ -	
West Contra Costa Unified	Contra Costa	Crespi Junior High	57/61796-00-053	02/01/19	\$ 3,482,164	\$ -	
Edison Elementary	Kern	Orangewood Elementary	57/63438-00-003	02/01/19	\$ 69,429	\$ 46,286	
Edison Elementary	Kern	Edison Middle	57/63438-00-004	02/01/19	\$ 4,563,812	\$ -	
Newport-Mesa Unified	Orange	College Park Elementary	57/66597-00-044	02/01/19	\$ 1,189,179	\$ -	
Newport-Mesa Unified	Orange	Pomona Elementary	57/66597-00-045	02/01/19	\$ 1,357,631	\$ -	
Santa Ana Unified	Orange	Martin Luther King Jr Elementary	57/66670-00-059	02/01/19	\$ 1,006,950	\$ -	
San Diego Unified	San Diego	Foster Elementary	57/68338-00-256	02/01/19	\$ 292,572	\$ -	
San Diego Unified	San Diego	Chesterton Elementary	57/68338-00-257	02/01/19	\$ 2,509,653	\$ -	
San Diego Unified	San Diego	Garfield Elementary	57/68338-00-258	02/01/19	\$ 3,189,468	\$ -	
San Diego Unified	San Diego	Bethune K-8	57/68338-00-259	02/01/19	\$ 2,544,969	\$ -	
San Diego Unified	San Diego	Millennial Tech Middle	57/68338-00-260	02/01/19	\$ 1,864,990	\$ -	
San Diego Unified	San Diego	Mira Mesa High	57/68338-00-261	02/01/19	\$ 154,698	\$ -	
San Diego Unified	San Diego	Oak Park Elementary	57/68338-00-262	02/01/19	\$ 250,776	\$ -	
San Diego Unified	San Diego	Perry Elementary	57/68338-00-263	02/01/19	\$ 2,544,969	\$ -	
San Diego Unified	San Diego	Millennial Tech Middle	57/68338-00-264	02/01/19	\$ 1,086,696	\$ -	
San Diego Unified	San Diego	Holmes Elementary	57/68338-00-265	02/01/19	\$ 928,800	\$ -	
Livermore Valley Joint Unified	Alameda	Emma C Smith Elementary	57/61200-00-021	02/04/19	\$ 806,840	\$ -	
Livermore Valley Joint Unified	Alameda	Sunset Elementary	57/61200-00-022	02/04/19	\$ 954,394	\$ -	
Livermore Valley Joint Unified	Alameda	Livermore High	57/61200-00-023	02/04/19	\$ 6,138,167	\$ -	
Livermore Valley Joint Unified	Alameda	Granada High	57/61200-00-024	02/04/19	\$ 14,488,238	\$ -	
Livermore Valley Joint Unified	Alameda	Junction K-8	57/61200-00-025	02/04/19	\$ 1,042,102	\$ -	
Livermore Valley Joint Unified	Alameda	Rancho Las Positas Elementary	57/61200-00-026	02/04/19	\$ 731,931	\$ -	
Livermore Valley Joint Unified	Alameda	Jackson Avenue Elementary	57/61200-00-027	02/04/19	\$ 425,578	\$ -	
Livermore Valley Joint Unified	Alameda	Leo R Croce Elementary	57/61200-00-028	02/04/19	\$ 1,635,895	\$ -	
Livermore Valley Joint Unified	Alameda	Arroyo Seco Elementary	57/61200-00-029	02/04/19	\$ 1,029,485	\$ -	
Los Angeles Unified	Los Angeles	Alain Leroy Locke College Preparatory Academy	57/64733-00-710	02/04/19	\$ 567,652	\$ -	
Los Angeles Unified	Los Angeles	Serrania Avenue Elementary	57/64733-00-711	02/04/19	\$ 3,722,787	\$ -	
Los Angeles Unified	Los Angeles	Thirty-Second Street USC Performing Arts	57/64733-00-712	02/04/19	\$ 7,480,405	\$ -	
Los Angeles Unified	Los Angeles	Belvedere Middle	57/64733-09-011	02/04/19	\$ 2,652,764	\$ -	
Los Angeles Unified	Los Angeles	Palisades Charter Elementary	57/64733-47-012	02/04/19	\$ 1,028,847	\$ -	
San Bernardino City Unified	San Bernardino	Sierra High	57/67876-00-109	02/04/19	\$ 1,263,683	\$ -	
Fremont Unified	Alameda	Tom Maloney Elementary	57/61176-00-050	02/05/19	\$ 619,428	\$ -	
Fremont Unified	Alameda	Cabrillo Elementary	57/61176-00-051	02/05/19	\$ 590,224	\$ -	
Los Angeles Unified	Los Angeles	Chatsworth Charter High	57/64733-00-713	02/05/19	\$ 3,303,498	\$ -	

SFP APPLICATIONS  
 Modernization School Facilities Program  
 - Workload as of April 30, 2019 -

District	County	Site Name	Application Number	OPSC Date Received	Estimated State Grant (a)	Financial Hardship (b)	Notification Occurred**
William S. Hart Union High	Los Angeles	William S Hart High	57/65136-00-013	02/05/19	\$ 2,375,446	\$ -	
San Diego Unified	San Diego	Tierrasanta Elementary	57/68338-00-266	02/05/19	\$ 3,742,898	\$ -	
Lucia Mar Unified	San Luis Obispo	Nipomo Elementary	57/68759-00-016	02/05/19	\$ 694,190	\$ -	
Garden Grove Unified	Orange	Bryant Elementary	57/66522-00-091	02/06/19	\$ 645,227	\$ -	
Garden Grove Unified	Orange	Woodbury Elementary	57/66522-00-092	02/06/19	\$ 856,739	\$ -	
San Juan Unified	Sacramento	Del Paso Manor Elementary	57/67447-00-069	02/06/19	\$ 492,636	\$ -	
Morgan Hill Unified	Santa Clara	Lewis H Britton Middle	57/69583-00-014	02/06/19	\$ 806,252	\$ -	
Alameda Unified	Alameda	Lincoln Middle	57/61119-00-022	02/08/19	\$ 338,327	\$ -	
Fountain Valley Elementary	Orange	Plavan (Urbain H) Elementary	57/66498-00-013	02/08/19	\$ 410,145	\$ -	
Red Bluff Joint Union High	Tehama	Red Bluff High	57/71639-00-003	02/08/19	\$ 8,377,107	\$ -	
Temecula Valley Unified	Riverside	Vail Elementary	57/75192-00-015	02/08/19	\$ 2,704,612	\$ -	
Berkeley Unified	Alameda	Washington Elementary	57/61143-00-023	02/11/19	\$ 1,601,011	\$ -	
Bakersfield City	Kern	Voorhies Elementary	57/63321-00-017	02/11/19	\$ 412,895	\$ 275,263	
Los Angeles Unified	Los Angeles	Northridge Middle	57/64733-00-714	02/11/19	\$ 4,850,619	\$ -	
Los Angeles Unified	Los Angeles	Sylmar High	57/64733-00-715	02/11/19	\$ 539,095	\$ -	
Los Angeles Unified	Los Angeles	Carpenter Community Charter	57/64733-00-716	02/11/19	\$ 8,172,218	\$ -	
Los Angeles Unified	Los Angeles	John Muir Middle	57/64733-14-004	02/11/19	\$ 1,985,912	\$ -	
Corning Union High	Tehama	Corning High	57/71506-00-002	02/11/19	\$ 8,160,549	\$ -	
Davis Joint Unified	Yolo	North Davis Elementary	57/72678-00-016	02/11/19	\$ 669,113	\$ -	
Davis Joint Unified	Yolo	Valley Oak Elementary	57/72678-00-017	02/11/19	\$ 951,148	\$ -	
Muroc Joint Unified	Kern	Desert Junior-Senior High	58/63685-00-001*	02/11/19	\$ 498,544	\$ 498,544	
Del Norte County Unified	Del Norte	Pine Grove Elementary	57/61820-00-009	02/12/19	\$ 156,735	\$ 104,490	
Del Norte County Unified	Del Norte	Bess Maxwell Elementary	57/61820-00-010	02/12/19	\$ 193,436	\$ 128,957	
Del Norte County Unified	Del Norte	Mary Peacock Elementary	57/61820-00-011	02/12/19	\$ 248,274	\$ 165,516	
Monterey Peninsula Unified	Monterey	Los Arboles Middle	57/66092-00-029	02/12/19	\$ 157,663	\$ -	
Etiwanda Elementary	San Bernardino	Caryn Elementary	57/67702-00-002	02/12/19	\$ 2,676,097	\$ -	
Fremont Unified	Alameda	Niles Elementary	57/61176-00-052	02/14/19	\$ 525,412	\$ -	
Fresno Unified	Fresno	Irwin O Addicott Elementary	57/62166-00-142	02/14/19	\$ 889,302	\$ -	
Fresno Unified	Fresno	Fresno High	57/62166-00-143	02/14/19	\$ 417,237	\$ -	
Monterey Peninsula Unified	Monterey	Central Coast High	57/66092-00-030	02/14/19	\$ 828,437	\$ -	
Monterey Peninsula Unified	Monterey	Stilwell (Joseph W) Elementary	57/66092-00-031	02/14/19	\$ 621,034	\$ -	
Redwood City Elementary	San Mateo	North Star Academy	57/69005-00-006	02/14/19	\$ 480,530	\$ -	
East Side Union High	Santa Clara	Foothill High	57/69427-00-038	02/14/19	\$ 5,996,563	\$ -	
Brawley Elementary	Imperial	Barbara Worth Junior High	57/63073-00-004	02/15/19	\$ 259,394	\$ 172,929	
Brawley Elementary	Imperial	Miguel Hidalgo Elementary	57/63073-00-005	02/15/19	\$ 107,415	\$ 71,610	
Brawley Elementary	Imperial	Phil D Swing Elementary	57/63073-00-006	02/15/19	\$ 323,175	\$ 215,450	
Brawley Elementary	Imperial	Myron D Witter Elementary	57/63073-00-007	02/15/19	\$ 738,805	\$ 492,537	
Brawley Elementary	Imperial	J W Oakley Elementary	57/63073-00-008	02/15/19	\$ 4,528,560	\$ -	
Napa Valley Unified	Napa	El Centro Elementary	57/66266-00-032	02/15/19	\$ 1,080,941	\$ -	
San Bernardino City Unified	San Bernardino	North Park Elementary	57/67876-00-110	02/15/19	\$ 1,727,012	\$ -	
Davis Joint Unified	Yolo	Oliver Wendell Holmes Junior High	57/72678-00-018	02/15/19	\$ 1,513,033	\$ -	
Temecula Valley Unified	Riverside	James L Day Middle	57/75192-00-016	02/15/19	\$ 3,086,295	\$ -	
Del Norte County Unified	Del Norte	Mountain Elementary	57/61820-00-012	02/19/19	\$ 81,194	\$ 54,130	
Del Norte County Unified	Del Norte	Redwood Elementary	57/61820-00-013	02/19/19	\$ 132,303	\$ 88,202	
Del Norte County Unified	Del Norte	Smith River Elementary	57/61820-00-014	02/19/19	\$ 105,975	\$ 70,650	
Centinela Valley Union High	Los Angeles	Hawthorne High	57/64352-00-008	02/19/19	\$ 2,440,923	\$ -	
Downey Unified	Los Angeles	Rio San Gabriel Elementary	57/64451-00-032	02/19/19	\$ 3,102,815	\$ -	
Los Angeles Unified	Los Angeles	Corona Avenue Elementary	57/64733-00-717	02/19/19	\$ 853,629	\$ -	

SFP APPLICATIONS  
 Modernization School Facilities Program  
 - Workload as of April 30, 2019 -

District	County	Site Name	Application Number	OPSC Date Received	Estimated State Grant (a)	Financial Hardship (b)	Notification Occurred**
Los Angeles Unified	Los Angeles	Manchester Avenue Elementary	57/64733-00-718	02/19/19	\$ 5,588,324	\$ -	
Moreno Valley Unified	Riverside	Landmark Middle	57/67124-00-011	02/19/19	\$ 2,343,802	\$ -	
Atascadero Unified	San Luis Obispo	Creston Elementary	57/68700-00-009	02/19/19	\$ 1,371,741	\$ -	
Dublin Unified	Alameda	Frederiksen Elementary	57/75093-00-016	02/19/19	\$ 532,488	\$ -	
West Park Elementary	Fresno	West Park Elementary	57/62539-00-001	02/20/19	\$ 591,616	\$ 394,410	
Wasco Union High	Kern	Westside High (Continuation)	57/63859-00-002	02/20/19	\$ 900,114	\$ -	
Fountain Valley Elementary	Orange	Cox (James H) Elementary	57/66498-00-014	02/20/19	\$ 684,338	\$ -	
Fountain Valley Elementary	Orange	Oka (Isojiro) Elementary	57/66498-00-015	02/20/19	\$ 513,322	\$ -	
Ocean View	Orange	College View Elementary	57/66613-00-024	02/20/19	\$ 4,421,914	\$ -	
South San Francisco Unified	San Mateo	Alta Loma Middle	57/69070-00-022	02/20/19	\$ 3,465,601	\$ -	
Montecito Union Elementary	Santa Barbara	Montecito Union	57/69252-00-001	02/20/19	\$ 1,048,606	\$ -	
Rosemead Elementary	Los Angeles	Emma W Shuey Elementary	57/64931-00-013	02/21/19	\$ 2,744,406	\$ -	
Rosemead Elementary	Los Angeles	Encinita Elementary	57/64931-00-014	02/21/19	\$ 4,608,312	\$ -	
San Rafael City Elementary	Marin	James B Davidson Middle	57/65458-00-014	02/21/19	\$ 1,342,919	\$ -	
Wheatland Union High	Yuba	Wheatland Union High	58/72769-00-001	02/21/19	\$ 45,982	\$ -	
Castro Valley Unified	Alameda	Castro Valley High	57/61150-00-027	02/22/19	\$ 4,392,880	\$ -	
Los Angeles Unified	Los Angeles	Christopher Columbus Middle	57/64733-00-719	02/22/19	\$ 5,499,604	\$ -	
Los Angeles Unified	Los Angeles	Phineas Banning Senior High	57/64733-00-720	02/22/19	\$ 13,126,327	\$ -	
Westminster Elementary	Orange	DeMille Elementary	57/66746-00-019	02/22/19	\$ 9,190,283	\$ -	
San Diego Unified	San Diego	Pacific Beach Middle	57/68338-00-267	02/22/19	\$ 3,593,476	\$ -	
San Diego Unified	San Diego	Longfellow K-8	57/68338-00-268	02/22/19	\$ 609,289	\$ -	
Wasco Union High	Kern	Wasco High	58/63859-00-001*	02/22/19	\$ 631,420	\$ -	
Los Angeles Unified	Los Angeles	San Pedro Senior High	57/64733-20-021	02/25/19	\$ 14,715,719	\$ -	
Los Angeles Unified	Los Angeles	University High	57/64733-21-035	02/25/19	\$ 696,398	\$ -	
Garden Grove Unified	Orange	Brookhurst Elementary	57/66522-00-093	02/25/19	\$ 2,214,508	\$ -	
Roseville Joint Union High	Placer	Roseville High	57/66928-00-005	02/25/19	\$ 6,394,314	\$ -	
Barstow Unified	San Bernardino	Montara Elementary	57/67611-00-005	02/25/19	\$ 2,595,452	\$ -	
Roseville Joint Union High	Placer	Roseville High	58/66928-00-001*	02/25/19	\$ 4,175,785	\$ -	
San Rafael City Elementary	Marin	San Pedro Elementary	57/65458-00-015	02/26/19	\$ 1,104,890	\$ -	
Chula Vista Elementary	San Diego	Harborside Elementary	57/68023-00-018	02/26/19	\$ 1,603,654	\$ -	
Chula Vista Elementary	San Diego	Sunnyside Elementary	57/68023-00-019	02/26/19	\$ 171,453	\$ -	
Grossmont Union High	San Diego	Mount Miguel High	57/68130-00-034	02/26/19	\$ 334,368	\$ -	
San Ramon Valley Unified	Contra Costa	San Ramon Valley High	57/61804-00-042	02/27/19	\$ 1,466,180	\$ -	
Newport-Mesa Unified	Orange	Newport Heights Elementary	57/66597-00-046	02/27/19	\$ 137,761	\$ -	
Riverside Unified	Riverside	Highgrove Elementary	57/67215-00-036	02/27/19	\$ 3,154,346	\$ -	
Ceres Unified	Stanislaus	Caswell Elementary	57/71043-00-016	02/27/19	\$ 1,533,448	\$ -	
Reef-Sunset Unified	Kings	Reef Sunset Middle	57/73932-00-010	02/27/19	\$ 1,683,520	\$ 1,122,347	
Castro Valley Unified	Alameda	Palomares Elementary	57/61150-00-028	02/28/19	\$ 219,553	\$ -	
San Ramon Valley Unified	Contra Costa	California High	57/61804-00-041	02/28/19	\$ 1,593,117	\$ -	
Sanger Unified	Fresno	Washington Academic Middle	57/62414-00-018	02/28/19	\$ 1,338,565	\$ -	
Los Angeles Unified	Los Angeles	Crenshaw Senior High	57/64733-00-721	02/28/19	\$ 530,839	\$ -	
Los Angeles Unified	Los Angeles	San Fernando Senior High	57/64733-73-006	02/28/19	\$ 6,818,888	\$ -	
Mountain View Elementary	Los Angeles	Baker Elementary	57/64816-00-001	02/28/19	\$ 2,822,355	\$ -	
Mountain View Elementary	Los Angeles	Willard F Payne Elementary	57/64816-00-002	02/28/19	\$ 3,924,977	\$ -	
Mountain View Elementary	Los Angeles	Parkview Elementary	57/64816-00-003	02/28/19	\$ 4,447,828	\$ -	
Mountain View Elementary	Los Angeles	Maxson Elementary	57/64816-00-004	02/28/19	\$ 2,991,065	\$ -	
Mountain View Elementary	Los Angeles	Alfred S Madrid Middle	57/64816-00-005	02/28/19	\$ 2,713,876	\$ -	
Mountain View Elementary	Los Angeles	Twin Lakes Elementary	57/64816-00-006	02/28/19	\$ 1,803,109	\$ -	

SFP APPLICATIONS  
 Modernization School Facilities Program  
 - Workload as of April 30, 2019 -

District	County	Site Name	Application Number	OPSC Date Received	Estimated State Grant (a)	Financial Hardship (b)	Notification Occurred**
Mountain View Elementary	Los Angeles	La Primaria Elementary	57/64816-00-007	02/28/19	\$ 3,198,061	\$ -	
Mountain View Elementary	Los Angeles	Jerry Voorhis Elementary	57/64816-00-008	02/28/19	\$ 2,236,172	\$ -	
Manhattan Beach Unified	Los Angeles	Mira Costa High	57/75333-00-007	02/28/19	\$ 2,548,471	\$ -	
West Contra Costa Unified	Contra Costa	Crespi Junior High	58/61796-00-003*	03/22/19	\$ 1,796,628	\$ -	
Ontario-Montclair	San Bernardino	Euclid Elementary	58/67819-00-001*	03/28/19	\$ 3,212,875	\$ -	
Ontario-Montclair	San Bernardino	Euclid Elementary	58/67819-00-002*	03/28/19	\$ 3,027,611	\$ -	
Lassen View Union Elementary	Tehama	Lassen View Elementary	58/71563-00-001	04/04/19	\$ 111,308	\$ -	
San Bernardino City Unified	San Bernardino	North Park Elementary	58/67876-00-004	04/05/19	\$ 3,757,622	\$ -	
Templeton Unified	San Luis Obispo	Vineyard Elementary	58/68841-00-001	04/15/19	\$ 225,860	\$ -	
Sebastopol Union Elementary	Sonoma	Brook Haven Middle	58/70938-00-001	04/30/19	\$ 340,736	\$ -	
					<b>\$ 2,449,280,637</b>	<b>\$ 56,394,207</b>	
					<b>\$</b>	<b>2,505,674,844</b>	

<b>MODERNIZATION FUNDING SUBTOTALS</b>	<b>\$ 2,429,491,583</b>	<b>\$ 55,895,663</b>
<b>MODERNIZATION FACILITY HARDSHIP - NON SEISMIC</b>	<b>\$ 5,981,310</b>	
<b>TOTAL MODERNIZATION FUNDING</b>	<b>\$</b>	<b>2,491,368,556</b>
<b>MODERNIZATION FACILITY HARDSHIP - SEISMIC</b>	<b>\$ 13,807,744</b>	<b>\$ 498,544</b>

(a) Represents estimated 60% state share of project including excessive cost grants. Sesimic Mitigation Program projects represents the estimated 50% state share of project. Amounts shown have not been reviewed by OPSC for compliance with all School Facility Program requirements.

(b) Represents estimated financial hardship. Amounts shown have not been reviewed by OPSC for compliance with all School Facility Program requirements.

\*Facility Hardship project requesting Seismic Mitigation Program funding.

\*\*School districts have been notified that the Office of Public School Construction will begin processing the district's application in the near future.

CHARTER SCHOOL FACILITIES PROGRAM (CSFP)  
 Remaining Unfunded In-House CSFP Applications as of April 30, 2019  
 Listed in Alphabetical Order by County

County	District	Charter School	Received Date	Status
Alameda	Hayward Unified	Golden Oak Montessori of Hayward*	06/05/17	Beyond Authority
Alameda	Hayward Unified	Golden Oak Montessori of Hayward*	06/05/17	Beyond Authority
Alameda	Hayward Unified	Silver Oak High*	06/05/17	Beyond Authority
Alameda	Oakland Unified	American Indian Public High*	06/05/17	Beyond Authority
Alameda	Oakland Unified	Aspire Public Schools - Aspire College Academy*	06/01/17	Beyond Authority
Alameda	Oakland Unified	Envision Education - Envision Academy of Arts and Technology*	06/05/17	Beyond Authority
Alameda	Oakland Unified	Oakland School for the Arts*	06/05/17	Beyond Authority
Alameda	Oakland Unified	Oakland Unity High*	05/26/17	Beyond Authority
Alameda	San Lorenzo Unified	KIPP Summit Academy*	06/05/17	Beyond Authority
Butte	Chico Unified	Inspire School of Arts and Sciences*	05/30/17	Beyond Authority
Butte	Chico Unified	Inspire School of Arts and Sciences*	05/30/17	Beyond Authority
Butte	Oroville City Elementary	STREAM Charter *	06/05/17	Beyond Authority
El Dorado	Camino Union	Camino Science and Natural Resources Charter*	06/02/17	Beyond Authority
El Dorado	Camino Union	Camino Science and Natural Resources Charter*	06/02/17	Beyond Authority
Fresno	Clovis Unified	Clovis Online Charter (Sunnyside-Herndon)*	06/05/17	Beyond Authority
Fresno	Clovis Unified	Clovis Online Charter (Sunnyside-Herndon)*	06/05/17	Beyond Authority
Fresno	Clovis Unified	Clovis Online Charter (Fowler-Herndon)*	06/05/17	Beyond Authority
Fresno	Clovis Unified	Clovis Online Charter (Fowler-Herndon)*	06/05/17	Beyond Authority
Fresno	Kings Canyon Unified	Reedley Middle College High *	06/05/17	Beyond Authority
Fresno	Sanger Unified	Hallmark Charter*	06/05/17	Beyond Authority
Fresno	Sanger Unified	Hallmark Charter*	06/05/17	Beyond Authority
Imperial	Imperial County Office of Education	Imperial Pathways Charter - Del Rio Campus*	06/05/17	Beyond Authority
Imperial	Imperial County Office of Education	Imperial Pathways Charter - Valley Campus*	06/05/17	Beyond Authority
Kings	Lemoore Union High	Lemoore Middle College High*	06/05/17	Beyond Authority
Los Angeles	Inglewood Unified	ICEF Inglewood Elementary Charter*	06/05/17	Beyond Authority
Los Angeles	Inglewood Unified	ICEF Inglewood Middle Charter*	06/05/17	Beyond Authority
Los Angeles	Inglewood Unified	Today's Fresh Start - Inglewood*	06/05/17	Beyond Authority
Los Angeles	Los Angeles Unified	Academia Avance*	06/05/17	Beyond Authority
Los Angeles	Los Angeles Unified	Aspire Public Schools - Aspire Centennial College Preparatory*	06/01/17	Beyond Authority
Los Angeles	Los Angeles Unified	Birmingham Community Charter High*	05/31/17	Beyond Authority
Los Angeles	Los Angeles Unified	Bright Star Secondary Charter Academy*	05/30/17	Beyond Authority
Los Angeles	Los Angeles Unified	Citizens of the World 2 (Silver Lake)*	06/05/17	Beyond Authority
Los Angeles	Los Angeles Unified	Citizens of the World 3 (Mar Vista)*	06/05/17	Beyond Authority
Los Angeles	Los Angeles Unified	Citizens of the World Hollywood Charter*	06/05/17	Beyond Authority
Los Angeles	Los Angeles Unified	City Charter*	06/05/17	Beyond Authority
Los Angeles	Los Angeles Unified	Colfax Elementary*	06/05/17	Beyond Authority
Los Angeles	Los Angeles Unified	Extera Public Schools #1*	06/05/17	Beyond Authority
Los Angeles	Los Angeles Unified	Extera Public Schools #2*	06/05/17	Beyond Authority
Los Angeles	Los Angeles Unified	Gabriella Charter*	06/05/17	Beyond Authority
Los Angeles	Los Angeles Unified	Gabriella Charter #2*	06/05/17	Beyond Authority
Los Angeles	Los Angeles Unified	Granada Hills Charter (Devonshire Campus)*	06/05/17	Beyond Authority
Los Angeles	Los Angeles Unified	Granada Hills Charter (New Media Center)*	06/05/17	Beyond Authority
Los Angeles	Los Angeles Unified	Grover Cleveland Charter High*	06/05/17	Beyond Authority
Los Angeles	Los Angeles Unified	ICEF Vista Elementary Charter Academy*	06/05/17	Beyond Authority
Los Angeles	Los Angeles Unified	ICEF Vista Middle Charter Academy*	06/05/17	Beyond Authority
Los Angeles	Los Angeles Unified	LA Promise Fund High*	06/05/17	Beyond Authority
Los Angeles	Los Angeles Unified	Magnolia Science Academy - 2*	06/05/17	Beyond Authority
Los Angeles	Los Angeles Unified	Magnolia Science Academy - 3*	06/05/17	Beyond Authority
Los Angeles	Los Angeles Unified	Magnolia Science Academy - 5*	06/05/17	Beyond Authority
Los Angeles	Los Angeles Unified	Marquez Charter*	06/05/17	Beyond Authority
Los Angeles	Los Angeles Unified	New Heights Charter*	05/31/17	Beyond Authority
Los Angeles	Los Angeles Unified	Palisades Charter High*	05/30/17	Beyond Authority
Los Angeles	Los Angeles Unified	Stella Elementary Charter Academy*	05/30/17	Beyond Authority
Los Angeles	Los Angeles Unified	Stella Middle Charter Academy*	05/30/17	Beyond Authority
Los Angeles	Los Angeles Unified	Synergy Charter Academy*	05/30/17	Beyond Authority
Los Angeles	Los Angeles Unified	Synergy Charter Kinetic*	05/30/17	Beyond Authority
Los Angeles	Los Angeles Unified	Synergy Charter Quantum Academy*	05/30/17	Beyond Authority
Los Angeles	Los Angeles Unified	Taft Charter High*	06/05/17	Beyond Authority
Los Angeles	Los Angeles Unified	Today's Fresh Start - Compton*	06/05/17	Beyond Authority
Los Angeles	Los Angeles Unified	USC College Preparatory - Blue Campus*	06/02/17	Beyond Authority
Los Angeles	Los Angeles Unified	USC College Preparatory - Orange Campus*	06/02/17	Beyond Authority
Los Angeles	Los Angeles Unified	Valor Academy Elementary*	05/30/17	Beyond Authority
Los Angeles	Los Angeles Unified	Vaughn Elementary School Arts Center*	04/12/17	Beyond Authority
Los Angeles	Los Angeles Unified	Vaughn High School Arts Center*	04/12/17	Beyond Authority
Los Angeles	Los Angeles Unified	Vaughn Middle School Arts Center*	04/12/17	Beyond Authority
Los Angeles	Los Angeles Unified	Westside Innovative School House Charter Community School*	06/05/17	Beyond Authority
Los Angeles	Los Angeles Unified	Westside Innovative School House Charter High*	06/05/17	Beyond Authority
Los Angeles	Long Beach Unified	Intellectual Virtues Academy High*	06/05/17	Beyond Authority
Madera	Chawanakee Unified	Minarets Charter High*	06/01/17	Beyond Authority
Napa	Napa Valley Unified	River Charter*	06/05/17	Beyond Authority
Napa	Napa Valley Unified	River Charter*	06/05/17	Beyond Authority

CHARTER SCHOOL FACILITIES PROGRAM (CSFP)  
 Remaining Unfunded In-House CSFP Applications as of April 30, 2019  
 Listed in Alphabetical Order by County

Napa	Napa Valley Unified	Stone Bridge Charter*	06/05/17	Beyond Authority
Nevada	Grass Valley Elementary	Grass Valley Charter*	06/05/17	Beyond Authority
Nevada	Grass Valley Elementary	Grass Valley Charter*	06/05/17	Beyond Authority
Nevada	Grass Valley Elementary	Nevada City School of the Arts*	06/01/17	Beyond Authority
Orange	Orange Unified	El Rancho Charter*	04/20/17	Beyond Authority
Riverside	Perris Elementary	Innovative Horizons Charter School at Nan Sanders*	06/05/17	Beyond Authority
Riverside	Perris Elementary	Innovative Horizons Charter School at Nan Sanders*	06/05/17	Beyond Authority
Riverside	Riverside County Office of Education	Riverside County Education Academy*	06/05/17	Beyond Authority
Sacramento	Elk Grove Unified	Elk Grove Charter School*	06/05/17	Beyond Authority
Sacramento	Natomas Unified	Westlake K-8 Charter*	05/22/17	Beyond Authority
Sacramento	Sacramento City Unified	Aspire Public Schools - Aspire Capitol Heights Academy*	06/01/17	Beyond Authority
Sacramento	Sacramento City Unified	Capitol Collegiate Academy*	06/05/17	Beyond Authority
Sacramento	San Juan Unified	California Montessori Project - San Juan Campus (Orangevale)*	06/05/17	Beyond Authority
Sacramento	San Juan Unified	Golden Valley Orchard Charter*	06/05/17	Beyond Authority
Sacramento	San Juan Unified	Golden Valley River Charter*	06/05/17	Beyond Authority
Sacramento	Twin Rivers Unified	Creative Connections Arts Academy*	06/05/17	Beyond Authority
Sacramento	Twin Rivers Unified	Creative Connections Arts Academy*	06/05/17	Beyond Authority
Sacramento	Twin Rivers Unified	Smythe Academy*	06/05/17	Beyond Authority
Sacramento	Twin Rivers Unified	Smythe Academy*	06/05/17	Beyond Authority
Sacramento	Twin Rivers Unified	Westside Preparatory Academy*	06/05/17	Beyond Authority
Sacramento	Twin Rivers Unified	Westside Preparatory Academy*	06/05/17	Beyond Authority
San Benito	Hollister Elementary	Navigator Schools - Hollister Preparatory*	06/05/17	Beyond Authority
San Benito	Hollister Elementary	Navigator Schools - Hollister Preparatory*	06/05/17	Beyond Authority
San Diego	Chula Vista Elementary	Arroyo Vista Charter*	06/05/17	Beyond Authority
San Diego	Chula Vista Elementary	Chula Vista Learning Community*	06/05/17	Beyond Authority
San Diego	Chula Vista Elementary	Chula Vista Learning Community*	06/05/17	Beyond Authority
San Diego	Chula Vista Elementary	Discovery Charter*	06/05/17	Beyond Authority
San Diego	Chula Vista Elementary	Discovery Charter*	06/05/17	Beyond Authority
San Diego	Chula Vista Elementary	Feaster Charter*	06/05/17	Beyond Authority
San Diego	Chula Vista Elementary	Feaster Charter*	06/05/17	Beyond Authority
San Diego	Chula Vista Elementary	Mueller Charter*	06/05/17	Beyond Authority
San Diego	Chula Vista Elementary	Mueller Charter*	06/05/17	Beyond Authority
San Diego	Grossmont Union High	Liberty Charter High *	06/05/17	Beyond Authority
San Diego	San Diego Unified	Health Sciences High and Middle College*	05/18/17	Beyond Authority
San Diego	San Diego Unified	Innovations Academy*	05/18/17	Beyond Authority
San Diego	San Diego Unified	Museum School*	05/18/17	Beyond Authority
San Diego	South Bay Union	Nestor Charter*	06/05/17	Beyond Authority
San Joaquin	New Jerusalem Elementary	Delta Charter School*	06/05/17	Beyond Authority
San Joaquin	Stockton Unified	Aspire Public School - Aspire APEX Academy*	06/01/17	Beyond Authority
San Joaquin	Tracy Unified	Tracy Learning Center - Discovery Charter*	06/05/17	Beyond Authority
San Mateo	San Carlos Elementary	Charter Learning Center*	06/02/17	Beyond Authority
San Mateo	San Carlos Elementary	Charter Learning Center*	06/02/17	Beyond Authority
Santa Clara	East Side Union High	Alpha Public Schools - Cindy Avitia High *	06/05/17	Beyond Authority
Santa Clara	Gilroy Unified	Navigator Schools - Gilroy Preparatory*	06/05/17	Beyond Authority
Shasta	Enterprise Elementary	Pace Academy*	06/05/17	Beyond Authority
Shasta	Enterprise Elementary	Pace Academy*	06/05/17	Beyond Authority
Solano	Vallejo Unified	MIT Academy Middle School *	05/22/17	Beyond Authority
Solano	Vallejo Unified	MIT Academy Middle School *	05/22/17	Beyond Authority
Sonoma	Old Adobe Union	Loma Vista Immersion Academy*	06/05/17	Beyond Authority
Sonoma	Petaluma City Elementary	Live Oak Charter*	06/05/17	Beyond Authority
Sonoma	Sebastopol Union	Sebastopol Independent Charter*	06/05/17	Beyond Authority
Sonoma	Twin Hills Union	Twin Hills Charter Middle School*	05/26/17	Beyond Authority
Sonoma	Windsor Unified	Cali Calmecac Language Academy*	05/25/17	Beyond Authority
Sonoma	Windsor Unified	Cali Calmecac Language Academy *	05/25/17	Beyond Authority
Ventura	Ventura Unified	Ventura Charter School*	05/26/17	Beyond Authority
Yolo	Washington Unified	Washington Middle College High School*	06/05/17	Beyond Authority

\*CSFP applications that did not receive a Preliminary Charter School Apportionment will be retained through the end of 2018 to enable the Board to continue awarding Preliminary Charter School Apportionments during that time, provided additional bond authority returns. Applications on this list will require a complete review by OPSC and the California School Finance Authority to be eligible for funding.

SFP APPLICATIONS  
Career Technical Education Facilities Program  
- Workload as of April 30, 2019 -

District	County	Site Name	Application Number*	OPSC Date Received	Estimated State Grant (a)	Requested Loan Amount
Castro Valley Unified	Alameda	Castro Valley High	55/61150-00-001	2/14/2019	\$ 3,000,000	
Oakland Unified	Alameda	Madison Middle	55/61259-00-001	2/15/2019	\$ 2,520,623	
Chico Unified	Butte	Inspire School Of Arts And Sciences	55/61424-00-006	2/14/2019	\$ 835,527	
Chico Unified	Butte	Pleasant Valley Senior High	55/61424-00-007	2/14/2019	\$ 665,040	
Pierce Joint Unified	Colusa	Pierce High	55/61614-00-001	2/14/2019	\$ 1,201,012	
Liberty Union High	Contra Costa	Heritage High	55/61721-00-001	1/31/2019	\$ 1,745,384	
West Contra Costa Unified	Contra Costa	De Anza Senior High	55/61796-01-001	2/14/2019	\$ 462,307	
West Contra Costa Unified	Contra Costa	De Anza Senior High	55/61796-01-002	2/14/2019	\$ 1,223,971	
West Contra Costa Unified	Contra Costa	El Cerrito Senior High	55/61796-02-001	2/14/2019	\$ 1,037,417	
Clovis Unified	Fresno	Buchanan High	55/62117-00-013	2/14/2019	\$ 938,536	
Clovis Unified	Fresno	Clovis East High	55/62117-00-014	2/14/2019	\$ 1,698,156	
Fowler Unified	Fresno	Fowler High	55/62158-00-001	2/15/2019	\$ 1,118,257	
Fresno Unified	Fresno	Edison High	55/62166-00-007	2/14/2019	\$ 3,000,000	
Fresno Unified	Fresno	Edison High	55/62166-00-008	2/14/2019	\$ 1,584,180	
Fresno Unified	Fresno	Fresno High	55/62166-00-009	2/14/2019	\$ 1,887,745	
Fresno Unified	Fresno	Duncan (Erma) Polytechnical High	55/62166-00-010	2/14/2019	\$ 3,000,000	
Fresno Unified	Fresno	Sunnyside High	55/62166-00-011	2/14/2019	\$ 3,000,000	
Fresno Unified	Fresno	Edison High	55/62166-00-012	2/14/2019	\$ 1,500,406	
Kings Canyon Joint Unified	Fresno	Reedley Middle College High	55/62265-00-003	2/13/2019	\$ 1,191,901	
Imperial Unified	Imperial	Imperial High	55/63164-00-001	2/14/2019	\$ 2,099,710	
Imperial Unified	Imperial	Imperial High	55/63164-00-002	2/14/2019	\$ 2,820,479	
Kern High	Kern	Mira Monte High	55/63529-00-018	2/15/2019	\$ 1,040,424	
Kern High	Kern	Kern Valley High	55/63529-00-019	2/15/2019	\$ 453,790	
Muroc Joint Unified	Kern	Desert Junior-Senior High	55/63685-00-001	1/29/2019	\$ 3,000,000	
Muroc Joint Unified	Kern	Desert Junior-Senior High	55/63685-00-002	1/29/2019	\$ 3,000,000	
Hanford Joint Union High	Kings	Sierra Pacific High	55/63925-00-003	2/14/2019	\$ 1,294,929	
Kelseyville Unified	Lake	Kelseyville High	55/64014-00-001	2/14/2019	\$ 2,992,540	
Centinela Valley Union High	Los Angeles	Hawthorne High	55/64352-00-004	2/14/2019	\$ 3,000,000	
Centinela Valley Union High	Los Angeles	Leuzinger High	55/64352-00-005	2/14/2019	\$ 2,029,092	
Centinela Valley Union High	Los Angeles	Hawthorne High	55/64352-00-006	2/14/2019	\$ 1,977,864	
Downey Unified	Los Angeles	Warren High	55/64451-00-003	2/15/2019	\$ 2,037,565	
Glendale Unified	Los Angeles	Clark Magnet High	55/64568-00-001	2/20/2019	\$ 3,000,000	
Long Beach Unified	Los Angeles	Jordan High	55/64725-00-003	2/15/2019	\$ 1,492,540	
Long Beach Unified	Los Angeles	Millikan Senior High	55/64725-00-004	2/15/2019	\$ 1,537,435	
Long Beach Unified	Los Angeles	Browning High School	55/64725-00-005	2/2/2019	\$ 1,399,179	
Long Beach Unified	Los Angeles	Renaissance High School For The Arts	55/64725-00-006	2/15/2019	\$ 1,492,540	
Long Beach Unified	Los Angeles	Jordan High	55/64725-00-007	2/15/2019	\$ 2,029,800	
Long Beach Unified	Los Angeles	Jordan High	55/64725-00-008	2/15/2019	\$ 1,500,000	
Los Angeles Unified	Los Angeles	Boyle Heights Stem High	55/64733-00-019	2/13/2019	\$ 2,048,949	
Los Angeles Unified	Los Angeles	Monroe (James) High	55/64733-00-020	2/13/2019	\$ 3,000,000	
Los Angeles Unified	Los Angeles	Monroe (James) High	55/64733-00-021	2/13/2019	\$ 3,000,000	
Los Angeles Unified	Los Angeles	Grant (Ulysses S.) Senior High	55/64733-00-022	2/13/2019	\$ 3,000,000	
Los Angeles Unified	Los Angeles	Grant (Ulysses S.) Senior High	55/64733-00-023	2/13/2019	\$ 2,842,391	
Los Angeles Unified	Los Angeles	Sherman Oaks Center For Enriched Studies	55/64733-00-024	2/13/2019	\$ 1,434,430	
Los Angeles Unified	Los Angeles	Sherman Oaks Center For Enriched Studies	55/64733-00-025	2/13/2019	\$ 1,543,627	



SFP APPLICATIONS  
Career Technical Education Facilities Program  
- Workload as of April 30, 2019 -

District	County	Site Name	Application Number*	OPSC Date Received	Estimated State Grant (a)	Requested Loan Amount
Los Angeles Unified	Los Angeles	Monroe (James) High	55/64733-00-026	2/13/2019	\$ 3,000,000	
Los Angeles Unified	Los Angeles	Cleveland (Grover) High	55/64733-00-027	2/13/2019	\$ 1,472,948	
Los Angeles Unified	Los Angeles	Huntington Park Senior High	55/64733-00-028	2/13/2019	\$ 2,722,723	
Torrance Unified	Los Angeles	North High	55/65060-00-004	2/11/2019	\$ 3,000,000	
Torrance Unified	Los Angeles	West High	55/65060-00-005	2/11/2019	\$ 3,000,000	
Torrance Unified	Los Angeles	South High	55/65060-00-006	2/11/2019	\$ 3,000,000	
West Covina Unified	Los Angeles	Edgewood High	55/65094-00-003	2/14/2019	\$ 3,000,000	
West Covina Unified	Los Angeles	West Covina High	55/65094-00-004	2/14/2019	\$ 3,000,000	
William S. Hart Union High	Los Angeles	Castaic High	55/65136-00-002	2/14/2019	\$ 2,067,032	
Madera Unified	Madera	Matilda Torres High	55/65243-00-005	2/8/2019	\$ 1,091,133	
Madera Unified	Madera	Matilda Torres High	55/65243-00-006	2/8/2019	\$ 2,206,809	
Madera Unified	Madera	Matilda Torres High	55/65243-00-007	2/8/2019	\$ 697,962	
Novato Unified	Marin	San Marin High	55/65417-00-002	2/12/2019	\$ 1,428,805	
Hilmar Unified	Merced	Hilmar Senior High	55/65698-00-001	2/14/2019	\$ 854,120	
Napa Valley Unified	Napa	Vintage High	55/66266-00-005	2/14/2019	\$ 1,681,466	
Napa Valley Unified	Napa	Vintage High	55/66266-00-006	2/14/2019	\$ 3,000,000	
Anaheim Union High	Orange	Magnolia High	55/66431-00-001	2/15/2019	\$ 2,992,540	
Placentia-Yorba Linda Unified	Orange	El Dorado High	55/66647-00-001	2/15/2019	\$ 2,568,735	
Santa Ana Unified	Orange	Valley High	55/66670-00-001	2/12/2019	\$ 3,000,000	
Santa Ana Unified	Orange	Seegerstrom High	55/66670-00-002	2/12/2019	\$ 3,000,000	
Santa Ana Unified	Orange	Valley High	55/66670-00-003	2/12/2019	\$ 3,000,000	
Tahoe-Truckee Unified	Placer	Truckee High School	55/66944-00-002	2/15/2019	\$ 1,485,634	
Tahoe-Truckee Unified	Placer	North Tahoe High	55/66944-00-003	2/15/2019	\$ 666,979	
Tahoe-Truckee Unified	Placer	Truckee High School	55/66944-00-004	2/15/2019	\$ 1,683,700	
Tahoe-Truckee Unified	Placer	Truckee High School	55/66944-00-005	2/15/2019	\$ 1,968,341	
Banning Unified	Riverside	Banning High	55/66985-00-002	2/15/2019	\$ 3,000,000	\$ 3,000,000
Moreno Valley Unified	Riverside	Moreno Valley High	55/67124-00-001	2/14/2019	\$ 3,000,000	
Moreno Valley Unified	Riverside	Vista Del Lago High	55/67124-00-002	2/14/2019	\$ 3,000,000	
Moreno Valley Unified	Riverside	Vista Del Lago High	55/67124-00-003	2/14/2019	\$ 3,000,000	
Palm Springs Unified	Riverside	Desert Hot Springs High	55/67173-00-001	2/11/2019	\$ 2,608,891	
Palm Springs Unified	Riverside	Desert Hot Springs High	55/67173-00-002	2/11/2019	\$ 2,607,547	
Perris Union High	Riverside	Perris High	55/67207-00-004	2/11/2019	\$ 3,000,000	
Perris Union High	Riverside	Perris High	55/67207-00-005	2/11/2019	\$ 3,000,000	
Riverside Unified	Riverside	Riverside Stem Academy	55/67215-00-001	2/13/2019	\$ 3,000,000	
Elk Grove Unified	Sacramento	Pleasant Grove High	55/67314-00-006	2/15/2019	\$ 999,758	
Elk Grove Unified	Sacramento	Florin High	55/67314-00-007	2/15/2019	\$ 2,992,540	
Elk Grove Unified	Sacramento	Elk Grove High	55/67314-00-008	2/15/2019	\$ 2,371,110	
Elk Grove Unified	Sacramento	Pleasant Grove High	55/67314-00-009	2/15/2019	\$ 2,747,095	
Elk Grove Unified	Sacramento	Elk Grove High	55/67314-00-010	2/15/2019	\$ 2,387,530	
Elk Grove Unified	Sacramento	Cosumnes Oaks High	55/67314-00-011	2/15/2019	\$ 1,375,808	
Elk Grove Unified	Sacramento	Florin High	55/67314-00-012	2/15/2019	\$ 1,897,627	
Folsom-Cordova Unified	Sacramento	Folsom High	55/67330-21-004	2/7/2019	\$ 3,000,000	
Folsom-Cordova Unified	Sacramento	Folsom High	55/67330-21-005	2/7/2019	\$ 3,000,000	
San Bernardino City Unified	San Bernardino	Pacific High	55/67876-00-002	2/15/2019	\$ 3,000,000	
San Bernardino City Unified	San Bernardino	San Gorgonio High	55/67876-00-003	2/15/2019	\$ 3,000,000	

SFP APPLICATIONS  
Career Technical Education Facilities Program  
- Workload as of April 30, 2019 -

District	County	Site Name	Application Number*	OPSC Date Received	Estimated State Grant (a)	Requested Loan Amount
Vista Unified	San Diego	Rancho Buena Vista High	55/68452-00-001	2/11/2019	\$ 1,374,914	
Vista Unified	San Diego	Rancho Buena Vista High	55/68452-00-002	2/11/2019	\$ 1,374,914	
Vista Unified	San Diego	Vista High	55/68452-00-003	2/11/2019	\$ 3,000,000	
Lodi Unified	San Joaquin	Bear Creek High	55/68585-00-002	2/14/2019	\$ 1,834,513	
Manteca Unified	San Joaquin	East Union High	55/68593-00-005	2/12/2019	\$ 3,000,000	
Santa Maria Joint Union High	Santa Barbara	Cte Center/Ag Farm	55/69310-00-003	2/14/2019	\$ 1,082,371	
Santa Maria Joint Union High	Santa Barbara	Cte Center/Ag Farm	55/69310-00-004	2/14/2019	\$ 1,153,479	
Santa Ynez Valley Union High	Santa Barbara	Santa Ynez Valley Union High	55/69328-00-001	2/14/2019	\$ 3,000,000	
Campbell Union High	Santa Clara	Westmont High	55/69401-00-010	2/15/2019	\$ 2,472,522	\$ 2,472,522
Campbell Union High	Santa Clara	Prospect High	55/69401-00-011	2/15/2019	\$ 2,455,157	\$ 2,455,157
Campbell Union High	Santa Clara	Leigh High	55/69401-00-012	2/15/2019	\$ 2,397,889	\$ 2,397,889
Fremont Union High	Santa Clara	Homestead High	55/69468-01-003	2/13/2019	\$ 2,608,734	
Fremont Union High	Santa Clara	Homestead High	55/69468-01-004	2/13/2019	\$ 1,158,511	
Morgan Hill Unified	Santa Clara	Ann Sobrato High	55/69583-00-001	2/11/2019	\$ 3,000,000	
Morgan Hill Unified	Santa Clara	Ann Sobrato High	55/69583-00-002	2/11/2019	\$ 3,000,000	
San Lorenzo Valley Unified	Santa Cruz	San Lorenzo Valley High	55/69807-00-002	2/13/2019	\$ 1,493,738	\$ 1,493,738
San Lorenzo Valley Unified	Santa Cruz	San Lorenzo Valley High	55/69807-00-003	2/13/2019	\$ 1,495,666	\$ 1,495,666
Benicia Unified	Solano	Benicia High	55/70524-00-002	2/8/2019	\$ 2,783,348	
Santa Rosa High	Sonoma	Santa Rosa High	55/70920-00-003	2/14/2019	\$ 1,154,970	
Denair Unified	Stanislaus	Denair High	55/71068-00-001	2/8/2019	\$ 1,985,239	
Modesto City High	Stanislaus	Modesto High	55/71175-00-004	2/14/2019	\$ 1,161,267	
Patterson Joint Unified	Stanislaus	Patterson High	55/71217-00-002	2/11/2019	\$ 2,992,540	
Corning Union High	Tehama	Corning High	55/71506-00-001	2/14/2019	\$ 669,200	
Red Bluff Joint Union High	Tehama	Red Bluff High	55/71639-00-002	2/8/2019	\$ 2,992,540	
Lindsay Unified	Tulare	Lindsay Senior High	55/71993-00-002	2/8/2019	\$ 3,000,000	
Fillmore Unified	Ventura	Fillmore Senior High	55/72454-00-002	2/14/2019	\$ 3,000,000	
Simi Valley Unified	Ventura	Santa Susana High	55/72603-00-002	2/14/2019	\$ 2,992,540	
Wheatland Union High	Yuba	Wheatland Union High	55/72769-00-001	2/14/2019	\$ 2,992,540	\$ 2,992,540
Compton Unified	Los Angeles	Compton High	55/73437-00-001	2/14/2019	\$ 3,000,000	
Compton Unified	Los Angeles	Compton High	55/73437-00-002	2/14/2019	\$ 2,141,231	
Compton Unified	Los Angeles	Compton High	55/73437-00-003	2/14/2019	\$ 624,053	
Tustin Unified	Orange	Arnold O. Beckman High	55/73643-00-002	2/14/2019	\$ 3,000,000	
Irvine Unified	Orange	Woodbridge High	55/73650-00-005	2/14/2019	\$ 2,044,800	
Firebaugh-Las Deltas Unified	Fresno	Firebaugh High	55/73809-00-002	2/14/2019	\$ 1,091,250	\$ 1,091,249
Firebaugh-Las Deltas Unified	Fresno	Firebaugh High	55/73809-00-004	2/14/2019	\$ 2,992,540	\$ 2,992,540
Los Alamitos Unified	Orange	Los Alamitos High	55/73924-00-001	2/13/2019	\$ 1,445,589	
Pleasanton Unified	Alameda	Foothill High	55/75101-00-005	2/15/2019	\$ 3,000,000	
Pleasanton Unified	Alameda	Foothill High	55/75101-00-006	2/15/2019	\$ 3,000,000	
Val Verde Unified	Riverside	Orange Vista High	55/75242-00-001	2/15/2019	\$ 880,801	
Val Verde Unified	Riverside	Orange Vista High	55/75242-02-002	2/15/2019	\$ 880,801	
Farmersville Unified	Tulare	Farmersville High	55/75325-00-002	1/31/2019	\$ 856,431	
Porterville Unified	Tulare	Monache High	55/75523-00-005	2/14/2019	\$ 2,992,541	
Dinuba Unified	Tulare	Dinuba High	55/75531-00-004	2/15/2019	\$ 3,000,000	\$ 3,000,000
Dinuba Unified	Tulare	Dinuba High	55/75531-00-005	2/15/2019	\$ 3,000,000	\$ 3,000,000
Waterford Unified	Stanislaus	Waterford High	55/75572-00-001	2/15/2019	\$ 166,562	

SFP APPLICATIONS  
Career Technical Education Facilities Program  
- Workload as of April 30, 2019 -

District	County	Site Name	Application Number*	OPSC Date Received	Estimated State Grant (a)	Requested Loan Amount
Golden Valley Unified	Madera	Liberty High	55/75580-00-004	2/14/2019	\$ 262,273	
Golden Valley Unified	Madera	Liberty High	55/75580-00-005	2/14/2019	\$ 2,992,540	
Caruthers Unified	Fresno	Caruthers Union High Alternative Ed	55/75598-00-001	2/15/2019	\$ 1,543,695	
Alhambra Unified	Los Angeles	Mark Keppel High	55/75713-00-002	2/14/2019	\$ 1,578,000	
Scott Valley Unified	Siskiyou	Etna Union Senior High	55/76455-00-001	2/7/2019	\$ 500,000	\$ 500,000
Santa Barbara Unified	Santa Barbara	Dos Pueblos Senior High	55/76786-00-003	2/13/2019	\$ 1,870,955	
Oakland Unified	Alameda	Fremont High	59/61259-00-002	2/15/2019	\$ 1,500,000	
Oakland Unified	Alameda	Fremont High	59/61259-00-003	2/15/2019	\$ 1,500,000	
Chico Unified	Butte	Chico Senior High	59/61424-00-008	2/14/2019	\$ 363,922	
Chico Unified	Butte	Pleasant Valley Senior High	59/61424-00-009	2/14/2019	\$ 1,002,117	
Chico Unified	Butte	Pleasant Valley Senior High	59/61424-00-010	2/14/2019	\$ 1,500,000	
Williams Unified	Colusa	Williams High	59/61622-00-001	2/14/2019	\$ 1,496,022	
John Swett Unified	Contra Costa	John Swett High	59/61697-00-002	2/8/2019	\$ 716,429	
Fresno Unified	Fresno	Hoover High	59/62166-00-005	2/14/2019	\$ 848,442	
Fresno Unified	Fresno	Hoover High	59/62166-05-001	2/14/2019	\$ 848,442	
Kings Canyon Joint Unified	Fresno	Reedley High	59/62265-00-002	2/13/2019	\$ 429,188	
Northern Humboldt Union High	Humboldt	McKinleyville High	59/62687-00-004	2/12/2019	\$ 204,540	
Northern Humboldt Union High	Humboldt	Arcata High	59/62687-00-005	2/12/2019	\$ 85,569	
Northern Humboldt Union High	Humboldt	Arcata High	59/62687-00-006	2/12/2019	\$ 1,178,675	
Culver City Unified	Los Angeles	Culver City Senior High	59/64444-00-002	2/11/2019	\$ 1,500,000	
El Monte Union High	Los Angeles	Mountain View High	59/64519-00-007	2/13/2019	\$ 1,402,694	
Los Angeles Unified	Los Angeles	Dorsey (Susan Miller) Senior H	59/64733-00-030	2/13/2019	\$ 795,493	
Los Angeles Unified	Los Angeles	Sun Valley High	59/64733-00-031	2/13/2019	\$ 1,500,000	
Lynwood Unified	Los Angeles	Lynwood High (Aka Lynwood Middle)	59/64774-00-001	2/14/2019	\$ 248,946	
Lynwood Unified	Los Angeles	Lynwood High (Aka Lynwood Middle)	59/64774-00-002	2/14/2019	\$ 447,994	
South Monterey County High	Monterey	Greenfield High	59/66068-00-001	2/8/2019	\$ 725,760	
South Monterey County High	Monterey	King City High	59/66068-00-002	2/8/2019	\$ 1,500,000	
Monterey Peninsula Unified	Monterey	Marina High	59/66092-00-002	2/14/2019	\$ 1,324,942	
Monterey Peninsula Unified	Monterey	Marina High	59/66092-00-003	2/14/2019	\$ 741,626	
Orange Unified	Orange	El Modena High	59/66621-00-005	2/15/2019	\$ 1,500,000	
Santa Ana Unified	Orange	Saddleback High	59/66670-00-008	2/12/2019	\$ 1,500,000	
Santa Ana Unified	Orange	Century High	59/66670-00-009	2/12/2019	\$ 1,345,256	
Tahoe-Truckee Unified	Placer	Sierra Continuation High	59/66944-00-001	2/15/2019	\$ 256,250	
Alvord Unified	Riverside	La Sierra High	59/66977-00-001	2/14/2019	\$ 1,500,000	
Jurupa Unified	Riverside	Jurupa Valley High	59/67090-00-003	2/14/2019	\$ 1,252,727	
Jurupa Unified	Riverside	Rubidoux High	59/67090-00-004	2/14/2019	\$ 122,769	
San Juan Unified	Sacramento	Casa Roble Fundamental High	59/67447-00-003	2/14/2019	\$ 1,500,000	
San Bernardino City Unified	San Bernardino	Indian Springs High	59/67876-00-002	2/15/2019	\$ 750,000	
San Diego Unified	San Diego	Mission Bay Senior High	59/68338-00-010	2/13/2019	\$ 390,081	
San Diego Unified	San Diego	San Diego Science And Technolo	59/68338-00-011	2/13/2019	\$ 1,416,060	
San Diego Unified	San Diego	Serra Senior High	59/68338-00-012	2/13/2019	\$ 1,500,000	
San Diego Unified	San Diego	Serra Senior High	59/68338-00-013	2/13/2019	\$ 1,500,000	
San Diego Unified	San Diego	Hoover Senior High	59/68338-00-014	2/13/2019	\$ 475,457	
San Diego Unified	San Diego	Kearny Senior High	59/68338-00-015	2/13/2019	\$ 1,500,000	
San Diego Unified	San Diego	Mission Bay Senior High	59/68338-00-016	2/13/2019	\$ 1,500,000	

SFP APPLICATIONS  
 Career Technical Education Facilities Program  
 - Workload as of April 30, 2019 -

District	County	Site Name	Application Number*	OPSC Date Received	Estimated State Grant (a)	Requested Loan Amount
San Diego Unified	San Diego	Mira Mesa Senior High	59/68338-00-017	2/13/2019	\$ 1,110,877	
San Diego Unified	San Diego	Lincoln High	59/68338-00-018	2/13/2019	\$ 609,833	
San Diego Unified	San Diego	La Jolla Senior High	59/68338-00-019	2/13/2019	\$ 442,880	
San Diego Unified	San Diego	Hoover Senior High	59/68338-00-020	2/13/2019	\$ 232,961	
San Diego Unified	San Diego	University City High	59/68338-00-021	2/13/2019	\$ 1,372,921	
San Diego Unified	San Diego	Clairemont Senior High	59/68338-00-022	2/13/2019	\$ 1,500,000	
San Francisco Unified	San Francisco	Balboa High	59/68478-13-002	2/7/2019	\$ 1,433,437	
San Francisco Unified	San Francisco	John O'Connell High	59/68478-17-002	2/7/2019	\$ 872,909	
Lucia Mar Unified	San Luis Obispo	Arroyo Grande High	59/68759-00-003	2/14/2019	\$ 514,681	
San Luis Coastal Unified	San Luis Obispo	Morro Bay High	59/68809-00-008	2/4/2019	\$ 1,500,000	
San Luis Coastal Unified	San Luis Obispo	San Luis Obispo High	59/68809-00-009	2/4/2019	\$ 1,500,000	
Templeton Unified	San Luis Obispo	Templeton High	59/68841-00-001	2/20/2019	\$ 179,128	
Sequoia Union High	San Mateo	Carlmont High	59/69062-00-001	2/8/2019	\$ 1,453,475	
Santa Maria Joint Union High	Santa Barbara	Santa Maria High	59/69310-00-001	2/14/2019	\$ 1,293,265	
Santa Maria Joint Union High	Santa Barbara	Righetti (Ernest) High	59/69310-00-002	2/14/2019	\$ 741,661	
Santa Maria Joint Union High	Santa Barbara	Santa Maria High	59/69310-00-003	2/14/2019	\$ 1,387,276	
Santa Maria Joint Union High	Santa Barbara	Righetti (Ernest) High	59/69310-00-004	2/14/2019	\$ 1,500,000	
Fairfield-Suisun Unified	Solano	Armijo High	59/70540-00-001	2/12/2019	\$ 1,378,933	
Fairfield-Suisun Unified	Solano	Armijo High	59/70540-00-002	2/12/2019	\$ 1,365,070	
Sonoma Valley Unified	Sonoma	Sonoma Valley High	59/70953-00-002	2/8/2019	\$ 1,500,000	
Oxnard Union High	Ventura	Channel Islands High	59/72546-00-007	2/15/2019	\$ 939,542	
Oxnard Union High	Ventura	Oxnard High	59/72546-00-008	2/15/2019	\$ 760,211	
Washington Unified	Yolo	River City Senior High	59/72694-00-002	2/15/2019	\$ 1,500,000	
Hacienda La Puente Unified	Los Angeles	Los Altos High	59/73445-00-002	2/14/2019	\$ 1,227,681	
Hacienda La Puente Unified	Los Angeles	Los Altos High	59/73445-00-003	2/21/2019	\$ 1,227,681	
Rowland Unified	Los Angeles	John A. Rowland High	59/73452-00-006	2/14/2019	\$ 503,150	
Mammoth Unified	Mono	Mammoth High	59/73692-00-001	2/12/2019	\$ 1,500,000	
Firebaugh-Las Deltas Unified	Fresno	Firebaugh High	59/73809-00-003	2/14/2019	\$ 1,067,277	\$ 1,067,277
Oak Park Unified	Ventura	Oak Park High	59/73874-00-001	2/13/2019	\$ 818,819	
Center Joint Unified	Sacramento	Center High	59/73973-00-003	2/11/2019	\$ 280,817	
Rocklin Unified	Placer	Whitney High	59/75085-00-004	2/14/2019	\$ 1,487,029	
Rocklin Unified	Placer	Rocklin High	59/75085-00-005	2/14/2019	\$ 1,498,834	
Golden Plains Unified	Fresno	Tranquillity High	59/75234-00-002	2/15/2019	\$ 697,237	
Val Verde Unified	Riverside	Rancho Verde High	59/75242-03-001	2/14/2019	\$ 224,132	
Washington Unified	Fresno	Washington High	59/76778-00-001	2/14/2019	\$ 610,220	\$ 610,220
Santa Paula Unified	Ventura	Santa Paula Union High	59/76828-00-001	2/14/2019	\$ 840,332	
Wiseburn Unified	Los Angeles	Da Vinci Science	59/76869-00-007	2/14/2019	\$ 499,080	
Wiseburn Unified	Los Angeles	Da Vinci Design	59/76869-00-008	2/14/2019	\$ 386,394	
Wiseburn Unified	Los Angeles	Da Vinci Design	59/76869-00-009	2/14/2019	\$ 311,803	
Wiseburn Unified	Los Angeles	Da Vinci Communications High	59/76869-00-010	2/14/2019	\$ 309,485	
Wiseburn Unified	Los Angeles	Da Vinci Communications High	59/76869-00-011	2/14/2019	\$ 832,544	
Wiseburn Unified	Los Angeles	Da Vinci Communications High	59/76869-00-012	2/14/2019	\$ 100,760	
Wiseburn Unified	Los Angeles	Da Vinci Science	59/76869-00-013	2/14/2019	\$ 571,776	
					<b>NEW CONSTRUCTION</b>	<b>\$ 299,745,233</b>

SFP APPLICATIONS  
 Career Technical Education Facilities Program  
 - Workload as of April 30, 2019 -

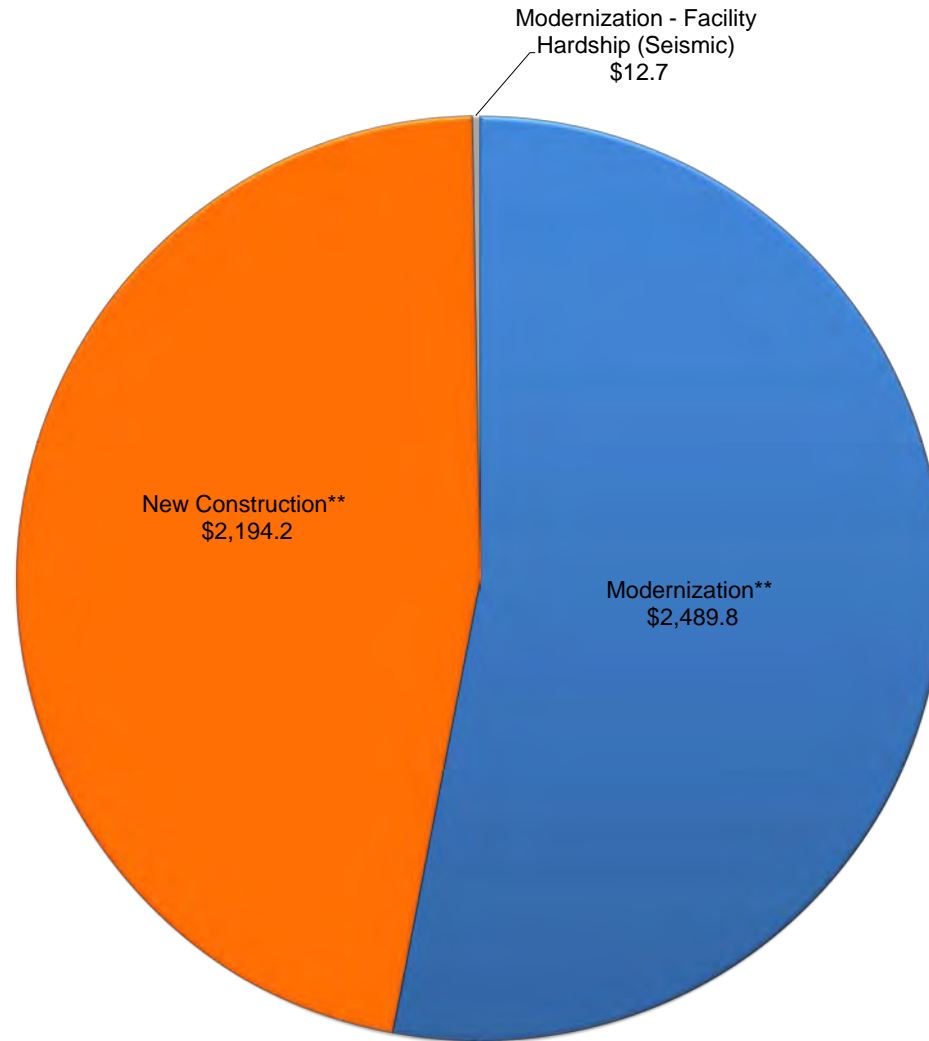
District	County	Site Name	Application Number*	OPSC Date Received	Estimated State Grant (a)	Requested Loan Amount
					MODERNIZATION	\$ 79,953,512
					TOTAL CTEFP	\$ 379,698,745
* Career Technical Education Facilities Program applications received by OPSC for the February 2019 Filing Round. OPSC has not yet reviewed the total grant requested and the total number of projects may exceed available bond authority. Placement on this list does not confirm funding.						

SFP APPLICATIONS  
 Overcrowding Relief Grant - School Facilities Program  
 - Workload as of April 30, 2019 -

District	County	Site	Application Number	50-04 Date Received	ORG State Share	Status
Covina Valley Unified	Riverside	Sierra Vista Middle	56/64436-01-001*	7/29/2013	\$ 4,311,517	Beyond Authority
Chaffey Joint Union	San Bernardino	Ontario High	56/67652-00-003*	7/25/2013	\$ 8,739,582	Beyond Authority
					<b>\$ 13,051,099</b>	

\* Overcrowding Relief Grant applications received by OPSC for the 2013 Filing Round. OPSC has not yet reviewed the total grant requested and the total number of projects exceed available bond authority. Placement on this list does not confirm funding.

**School Facility Program Applications within Bond Authority\***  
**- in millions of dollars, as of April 30, 2019-**



\*The projects on this report only represents completed applications that are awaiting Office of Public School Construction (OPSC) processing and scheduling to the State Allocation Board. It does not reflect the OPSC's complete workload or guarantee the project is within available bond authority.

\*\* Includes Facility Hardship Non-Seismic applications.

This list includes future workload that is identified as:

- Pending reflects workload that has been processed by OPSC but awaiting further information/documentation from the district.
- Reviewing reflects currently being processed by OPSC.

## **INFORMATION ITEM**

### **SCHOOL FACILITY PROGRAM APPLICATIONS RECEIVED BEYOND BOND AUTHORITY LIST (as of April 30, 2019)**

The applications on this list represent School Facility Program (SFP) New Construction and Modernization projects in date order received that were received on or after September 13, 2018 through April 30, 2019. These applications have been received, but not reviewed, by the Office of Public School Construction (OPSC). This list is presented to the State Allocation Board for acknowledgement, but not approval pursuant to SFP Regulation Section 1859.95.1.

Published monthly in the SAB Agenda.

This report is also on the OPSC Web site at:

[www.dgs.ca.gov/opsc](http://www.dgs.ca.gov/opsc)



SFP APPLICATIONS

New Construction Acknowledged Applications Received Past Existing Authority as of April 30, 2019

District	County	Site Name	DSA Number	50-04 Date Received	Estimated State Grant (a)	Estimated Financial Hardship (b)
Imperial County Office of Education	Imperial	La Paloma Middle	04-116828	09/14/18	\$ 1,442,651	\$ 1,442,651
Winters Joint Unified	Yolo	Winters High	02-115475	09/14/18	\$ 2,188,077	\$ -
Plaza Elementary	Glenn	Plaza Elementary	02-116764	09/18/18	\$ 2,672,913	\$ 2,672,913
Gustine Unified	Merced	Gustine High	02-116135	09/19/18	\$ 4,814,849	\$ 4,814,849
Corona-Norco Unified	Riverside	Roosevelt High	04-115480	09/21/18	\$ 15,085,368	\$ -
Round Valley Unified	Mendocino	Round Valley High	01-117277	09/24/18	\$ 2,353,745	\$ 2,353,745
Live Oak Unified	Sutter	Live Oak Middle	02-116511	09/24/18	\$ 1,776,402	\$ -
Corona-Norco Unified	Riverside	Garretson Elementary	04-115277	10/01/18	\$ 3,682,897	\$ -
Lammersville Joint Unified	San Joaquin	Cordes Elementary	02-116707	10/04/18	\$ 14,117,100	\$ -
San Benito High	San Benito	San Benito High	01-117136	10/08/18	\$ 6,418,818	\$ -
Fairfield-Suisun Unified	Solano	E Ruth Sheldon Academy of Innovative Learning	02-116436	10/10/18	\$ 1,574,262	\$ -
Grossmont Union High	San Diego	Granite Hills High	04-116776	10/12/18	\$ 966,051	\$ -
El Centro Elementary	Imperial	Harding Elementary	04-117257	10/15/18	\$ 1,656,420	\$ -
Wasco Union Elementary	Kern	James A Forrest Elementary	03-117605	10/15/18	\$ 11,839,197	\$ 11,839,197
Alview-Dairyland Union Elementary	Madera	Alview Elementary	Site/Design	10/16/18	\$ 122,877	\$ 122,877
Alview-Dairyland Union Elementary	Madera	Dairyland Elementary	Site/Design	10/16/18	\$ 122,877	\$ 122,877
Kings River Union Elementary	Tulare	Kings River Elementary	Site/Design	10/16/18	\$ 1,869,396	\$ 1,869,396
Fremont Union High	Santa Clara	Homestead High	01-116560	10/23/18	\$ 3,185,692	\$ -
Fremont Unified	Alameda	G M Walters Junior High	01-115744	10/24/18	\$ 7,741,378	\$ -
Grossmont Union High	San Diego	El Capitan High	04-116979	10/25/18	\$ 2,379,500	\$ -
Corning Union High	Tehama	Corning High	02-116489	10/26/18	\$ 3,546,223	\$ -
Castro Valley Unified	Alameda	Castro Valley High	01-116720	10/29/18	\$ 1,380,830	\$ -
Castro Valley Unified	Alameda	Castro Valley High	01-116816	10/29/18	\$ 1,625,897	\$ -
Grossmont Union High	San Diego	Monte Vista High	04-116978	10/29/18	\$ 1,536,016	\$ -
West Park Elementary	Fresno	West Park Elementary	02-116848	10/30/18	\$ 3,948,406	\$ 3,948,406
Campbell Union High	Santa Clara	Leigh High	01-117171	10/30/18	\$ 4,203,090	\$ -
Central Union High	Imperial	Central Union High	04-116825	10/31/18	\$ 11,738,874	\$ 11,738,874
Pajaro Valley Unified	Santa Cruz	Pajaro Valley High	01-116514	10/31/18	\$ 1,905,424	\$ -
Fairfield-Suisun Unified	Solano	E Ruth Sheldon Academy of Innovative Learning	02-116436	10/31/18	\$ 4,711,065	\$ -
Fresno County Office of Education	Fresno	Selma High	02-116799	11/06/18	\$ 295,279	\$ -
Jurupa Unified	Riverside	West Riverside Elementary	04-115786	11/09/18	\$ 4,338,436	\$ -
Sunnyside Union Elementary	Tulare	Sunnyside Elementary	Site/Design	11/14/18	\$ 4,562,914	\$ 4,562,914
Santa Maria-Bonita	Santa Barbara	Measure T Elementary	03-118839	11/16/18	\$ 11,229,282	\$ -
Williams Unified	Colusa	Williams Elementary	Site/Design	11/19/18	\$ 867,525	\$ 867,525
Williams Unified	Colusa	Williams High	Site/Design	11/19/18	\$ 1,429,051	\$ 1,429,051
Pierce Joint Unified	Colusa	Arbuckle Elementary	02-116802	11/20/18	\$ 1,941,453	\$ -
Los Angeles Unified	Los Angeles	International Studies Learning Center	03-117730	11/26/18	\$ 8,212,769	\$ -
William S. Hart Union High	Los Angeles	William S Hart High	03-118530	11/29/18	\$ 9,813,917	\$ -
Oxnard	Ventura	Seabridge Elementary	03-118672	12/07/18	\$ 13,517,344	\$ -
Oxnard	Ventura	Seabridge Elementary	03-118672	12/07/18	\$ 786,556	\$ -
Porterville Unified	Tulare	Porterville Military Academy	02-115851	12/07/18	\$ 2,092,468	\$ -
Arvin Union	Kern	Bear Mountain Elementary	03-119081	12/14/18	\$ 3,118,320	\$ -
Meadows Union Elementary	Imperial	Meadows Elementary	04-116690	12/20/18	\$ 2,874,742	\$ -

SFP APPLICATIONS

New Construction Acknowledged Applications Received Past Existing Authority as of April 30, 2019

District	County	Site Name	DSA Number	50-04 Date Received	Estimated State Grant (a)	Estimated Financial Hardship (b)
Blochman Union Elementary	Santa Barbara	Benjamin Foxen Elementary	03-119221	12/21/18	\$ 1,308,316	\$ -
Sanger Unified	Fresno	Washington Academic Middle	02-117046	12/24/18	\$ 560,664	\$ -
Etiwanda Elementary	San Bernardino	John L Golden Elementary	04-116718	01/15/19	\$ 1,331,474	\$ -
Tulare Joint Union High	Tulare	Tulare Union High	02-116884	01/15/19	\$ 4,426,098	\$ -
Lemoore Union High	Kings	Lemoore High	02-116535	01/18/19	\$ 5,710,055	\$ -
South Pasadena Unified	Los Angeles	South Pasadena Senior High	03-117509	01/18/19	\$ 1,814,372	\$ -
South Pasadena Unified	Los Angeles	South Pasadena Senior High	03-118006	01/18/19	\$ 478,063	\$ -
Etiwanda Elementary	San Bernardino	David W Long Elementary	04-117113	01/18/19	\$ 1,296,904	\$ -
Hope Elementary	Tulare	Hope Elementary	Site/Design	01/18/19	\$ 885,316	\$ 885,316
Kings Canyon Joint Unified	Fresno	Reedley Middle College High	02-115465	01/28/19	\$ 3,851,979	\$ -
Etiwanda Elementary	San Bernardino	Caryn Elementary	04-117369	02/12/19	\$ 1,366,064	\$ -
Hanford Elementary	Kings	Lincoln Elementary	02-117050	02/27/19	\$ 1,641,316	\$ -
Ceres Unified	Stanislaus	Caswell Elementary	02-116128	02/27/19	\$ 1,519,834	\$ -
Ceres Unified	Stanislaus	Caswell Elementary	02-116128	02/27/19	\$ 714,666	\$ -
Sanger Unified	Fresno	Sanger High	02-117029	03/12/19	\$ 453,990	\$ -
Huntington Beach City Elementary	Orange	Ethel Dwyer Middle	04-116716	03/13/19	\$ 1,602,035	\$ -
Elk Grove Unified	Sacramento	Pleasant Grove High	02-116618	03/14/19	\$ 1,089,046	\$ -
William S. Hart Union High	Los Angeles	Sierra Vista Junior High	03-117759	03/19/19	\$ 3,277,471	\$ -
Robla Elementary	Sacramento	Taylor Street Elementary	02-116689	03/19/19	\$ 1,493,548	\$ -
Sonora Elementary	Tuolumne	Sonora Elementary	02-114452	03/19/19	\$ 1,799,125	\$ -
Soquel Union Elementary	Santa Cruz	New Brighton Middle	01-117113	03/21/19	\$ 1,199,142	\$ -
Pittsburg Unified	Contra Costa	Parkside Elementary	01-117089	03/28/19	\$ 3,724,122	\$ -
Panama-Buena Vista Union	Kern	Panama Elementary	03-118288	04/02/19	\$ 8,150,119	\$ -
Soquel Union Elementary	Santa Cruz	Santa Cruz Gardens Elementary	01-117493	04/02/19	\$ 1,400,353	\$ -
Riverside Unified	Riverside	Harrison Elementary	04-117796	04/04/19	\$ 1,936,737	\$ -
Riverside Unified	Riverside	Jefferson Elementary	04-117816	04/05/19	\$ 2,518,888	\$ -
Capistrano Unified	Orange	Aliso Niguel High	04-117480	04/10/19	\$ 3,773,236	\$ -
Capistrano Unified	Orange	Newhart Middle	04-117479	04/10/19	\$ 4,318,962	\$ -
Riverside Unified	Riverside	Highgrove Elementary	04-117600	04/12/19	\$ 4,568,978	\$ -
Long Beach Unified	Los Angeles	Eunice Sato Academy of Math & Science	03-118586	04/15/19	\$ 8,094,645	\$ -
Riverside Unified	Riverside	Madison Elementary	04-117805	04/18/19	\$ 2,934,170	\$ -
Grossmont Union High	San Diego	Santana High	04-116449	04/19/19	\$ 2,172,279	\$ -
Walnut Valley Unified	Los Angeles	Collegewood Elementary	03-118931	04/24/19	\$ 4,680,284	\$ -
Freshwater Elementary	Humboldt	Freshwater Elementary	Site/Design	04/30/19	\$ 159,972	\$ 159,972
					\$ 271,938,575	\$ 48,830,564
					<b>\$ 320,769,138</b>	

SFP APPLICATIONS  
Modernization Acknowledged Applications Received Past Existing Authority as of April 30, 2019

District	County	Site Name	DSA Number	50-04 Date Received	Estimated State Grant (a)	Estimated Financial Hardship (b)
Moreno Valley Unified	Riverside	Moreno Valley High	04-114833	03/01/19	\$ 7,827,616	\$ -
Atascadero Unified	San Luis Obispo	Atascadero High	03-117825	03/01/19	\$ 7,108,925	\$ -
Los Angeles Unified	Los Angeles	One Hundred Thirty-Fifth Street Elementary	03-118219	03/04/19	\$ 2,209,982	\$ -
Garden Grove Unified	Orange	Excelsior Elementary	04-116422	03/04/19	\$ 422,067	\$ -
Franklin-McKinley Elementary	Santa Clara	Santee Elementary	01-117034	03/04/19	\$ 519,956	\$ -
Fresno Unified	Fresno	Slater Elementary	02-115550	03/05/19	\$ 5,193,147	\$ -
Stockton Unified	San Joaquin	Edison High	02-115414	03/06/19	\$ 944,567	\$ -
Temecula Valley Unified	Riverside	Vail Ranch Middle	04-117890	03/06/19	\$ 5,073,700	\$ -
Los Angeles Unified	Los Angeles	Thomas A Edison Middle	03-116609	03/07/19	\$ 9,317,708	\$ -
Garden Grove Unified	Orange	Genevieve M Crosby Elementary	04-116372	03/08/19	\$ 887,314	\$ -
Garden Grove Unified	Orange	Alamitos Intermediate	04-114039	03/08/19	\$ 319,123	\$ -
Atascadero Unified	San Luis Obispo	Fine Arts Academy	03-117570	03/08/19	\$ 1,152,837	\$ -
Los Angeles Unified	Los Angeles	David Starr Jordan Senior High	03-118627	03/11/19	\$ 3,876,338	\$ -
Visalia Unified	Tulare	Redwood High	02-113431	03/13/19	\$ 1,463,385	\$ -
Reef-Sunset Unified	Kings	Kettleman City Elementary	02-116806	03/13/19	\$ 1,028,235	\$ 685,490
Culver City Unified	Los Angeles	El Marino Elementary	03-117814	03/15/19	\$ 741,980	\$ -
Fountain Valley Elementary	Orange	Courreges (Roch) Elementary	04-116586	03/18/19	\$ 608,684	\$ -
Fountain Valley Elementary	Orange	Fulton (Harry C) Middle	04-117590	03/18/19	\$ 2,686,984	\$ -
Robla Elementary	Sacramento	Taylor Street Elementary	02-116689	03/19/19	\$ 2,097,086	\$ -
Moreno Valley Unified	Riverside	Sunnymead Middle	04-117813	03/20/19	\$ 6,321,857	\$ -
Sonora Elementary	Tuolumne	Sonora Elementary	02-114452	03/20/19	\$ 1,993,496	\$ -
Santa Paula Unified	Ventura	Isbell Middle	03-117726	03/20/19	\$ 5,947,976	\$ -
Williams Unified	Colusa	Williams Junior Senior High	Site/Design	03/21/19	\$ 3,405,269	\$ 2,270,179
Novato Unified	Marin	San Jose Middle	01-117262	03/21/19	\$ 1,326,577	\$ -
Soquel Union Elementary	Santa Cruz	Capitola Elementary	01-117113	03/21/19	\$ 1,293,610	\$ -
Soquel Union Elementary	Santa Cruz	Capitola Elementary	01-117113	03/21/19	\$ 3,326,753	\$ -
Glendale Unified	Los Angeles	Crescenta Valley High	03-115497	03/22/19	\$ 4,988,862	\$ -
Pope Valley Union Elementary	Napa	Pope Valley Elementary	01-117294	03/22/19	\$ 322,239	\$ -
Fairfield-Suisun Unified	Solano	Suisun Valley Elementary	02-115701	03/25/19	\$ 2,430,878	\$ -
Azusa Unified	Los Angeles	Center Middle	03-118262	03/27/19	\$ 2,285,349	\$ -
Azusa Unified	Los Angeles	Charles H Lee Elementary	03-118035	03/27/19	\$ 6,076,635	\$ -
Pittsburg Unified	Contra Costa	Parkside Elementary	01-117089	03/28/19	\$ 2,120,250	\$ -
South Fork Union	Kern	South Fork Elementary	Site/Design	04/02/19	\$ 191,565	\$ 127,710
Los Angeles Unified	Los Angeles	George K Porter Middle	03-114965	04/02/19	\$ 7,598,046	\$ -
Chowchilla Elementary	Madera	Merle L Fuller Elementary	02-116478	04/02/19	\$ 2,416,860	\$ -
Huntington Beach City Elementary	Orange	S A Moffett Elementary	04-116538	04/02/19	\$ 424,168	\$ -
Tahoe-Truckee Unified	Placer	Tahoe Truckee High	02-115331	04/02/19	\$ 3,467,947	\$ -
Soquel Union Elementary	Santa Cruz	Main Street Elementary	01-117139	04/02/19	\$ 2,095,486	\$ -
Templeton Unified	San Luis Obispo	Templeton Elementary	03-117573	04/03/19	\$ 1,957,550	\$ -
Armona Union Elementary	Kings	Armona Elementary	02-117025	04/04/19	\$ 2,854,069	\$ 1,902,713
Riverside Unified	Riverside	Harrison Elementary	04-117796	04/04/19	\$ 1,458,062	\$ -
Temecula Valley Unified	Riverside	Helen Hunt Jackson Elementary	04-117950	04/04/19	\$ 1,522,390	\$ -
Riverside Unified	Riverside	Jefferson Elementary	04-117816	04/05/19	\$ 1,110,222	\$ -

SFP APPLICATIONS

Modernization Acknowledged Applications Received Past Existing Authority as of April 30, 2019

District	County	Site Name	DSA Number	50-04 Date Received	Estimated State Grant (a)	Estimated Financial Hardship (b)
Fresno Unified	Fresno	Florence E Rata	02-116111	04/08/19	\$ 819,553	\$ -
Guerneville Elementary	Sonoma	Guerneville Elementary	01-117460	04/08/19	\$ 421,564	\$ -
Moreno Valley Unified	Riverside	Palm Middle	04-117812	04/09/19	\$ 6,732,139	\$ -
Downey Unified	Los Angeles	Downey High	03-118501	04/11/19	\$ 18,649,535	\$ -
Downey Unified	Los Angeles	Old River Elementary	03-118264	04/11/19	\$ 467,316	\$ -
Downey Unified	Los Angeles	Unsworth (Edith) Elementary	03-118550	04/11/19	\$ 1,821,033	\$ -
Santa Paula Unified	Ventura	Blanchard Elementary	03-117337	04/12/19	\$ 647,211	\$ -
Fremont Unified	Alameda	Mission Valley Elementary	01-117258	04/15/19	\$ 1,367,183	\$ -
Riverside Unified	Riverside	Sunshine Special Education	04-117554	04/15/19	\$ 303,327	\$ -
Fremont Unified	Alameda	Oliveira Elementary	01-117218	04/16/19	\$ 2,381,856	\$ -
Kelseyville Unified	Lake	Kelseyville Elementary	01-111111	04/17/19	\$ 2,020,798	\$ 1,347,199
Azusa Unified	Los Angeles	Paramount Elementary	03-119621	04/17/19	\$ 2,097,086	\$ -
Riverside Unified	Riverside	Madison Elementary	04-117805	04/18/19	\$ 2,213,564	\$ -
Richgrove Elementary	Tulare	Richgrove Elementary	02-117127	04/18/19	\$ 1,293,545	\$ 862,363
Moreno Valley Unified	Riverside	Seneca Elementary	04-117868	04/23/19	\$ 2,519,257	\$ -
Moreno Valley Unified	Riverside	Butterfield Elementary	04-117819	04/23/19	\$ 4,465,560	\$ -
Duarte Unified	Los Angeles	Maxwell Academy (PK-8)	03-118014	04/24/19	\$ 1,196,426	\$ -
Hermosa Beach City Elementary	Los Angeles	North Elementary	03-118625	04/24/19	\$ 2,762,013	\$ -
Grossmont Union High	San Diego	West Hills High	04-116370	04/24/19	\$ 1,903,755	\$ -
San Rafael City Elementary	Marin	Venetia Valley K-8	01-117438	04/25/19	\$ 880,542	\$ -
Capistrano Unified	Orange	Harold Ambuehl Elementary	04-118034	04/25/19	\$ 3,674,147	\$ -
Simi Valley Unified	Ventura	Royal High	03-117455	04/25/19	\$ 1,090,764	\$ -
Parlier Unified	Fresno	Mathew J Brletic Elementary	Site/Design	04/30/19	\$ 318,346	\$ 212,231
Parlier Unified	Fresno	Cesar E Chavez Elementary	Site/Design	04/30/19	\$ 148,376	\$ 98,917
Parlier Unified	Fresno	John C Martinez Elementary	Site/Design	04/30/19	\$ 341,334	\$ 227,556
Parlier Unified	Fresno	Parlier High	Site/Design	04/30/19	\$ 366,567	\$ 244,378
Parlier Unified	Fresno	Parlier Junior High	Site/Design	04/30/19	\$ 159,149	\$ 106,099
Parlier Unified	Fresno	San Joaquin Valley High	Site/Design	04/30/19	\$ 70,419	\$ 46,946
					\$ 181,548,115	\$ 8,131,781
					<b>\$</b>	<b>189,679,896</b>

**INFORMATION ITEM**

**FACILITY HARDSHIP/REHABILITATION APPROVALS WITHOUT  
FUNDING**

**As of April 24, 2019**

**FACILITY HARDSHIP/REHABILITATION APPROVALS WITHOUT FUNDING**

As of April 24, 2019 State Allocation Board

**FACILITY HARDSHIP**

<i>School District</i>	<i>County</i>	<i>Program</i>	<i>Application Number</i>	<i>School Site Name</i>	<i>SAB Approval Date</i>	<i>Funding Application Due Date</i>	<i>Estimated State Grant</i>
Muroc JUSD	Kern	Facility Hardship	51/63685-00-001	Desert Junior-Senior High	6/23/2018	11/25/2019	\$5,955,850 *
<b>Estimated Total Need (State Share)</b>							\$ 5,955,850

**REHABILITATION**

<i>School District</i>	<i>County</i>	<i>Program</i>	<i>Application Number</i>	<i>School Site Name</i>	<i>SAB Approval Date</i>	<i>Funding Application Due Date</i>	<i>Estimated State Grant</i>
Muroc JUSD	Kern	Seismic Mitigation	58/63685-00-001	Desert Junior-Senior High	6/23/2018	11/25/2019	\$ 961,580 *
<b>Estimated Total Need (State Share)</b>							\$ 961,580

<b>Facility Hardship and Rehabilitation Estimated Total Need (State Share)</b>							\$ 6,917,430
--	--	--	--	--	--	--	--------------

\*These projects have received design apportionments which are included in the Estimated State Grant amount. The funding applications (Form SAB 50-04 were received on 2/11/19.

Section 1859.81. Financial Hardship.

Except for Joint-Use Projects and Career Technical Education Facilities Projects, a district is eligible for financial hardship to fund all or a portion of its matching share requirement after demonstrating the requirements of (a), (c), and (d) below:

- (a) The district is financially unable to provide all necessary matching funds for an eligible project. To determine this, an analysis shall be made of the district's financial records by the OPSC including data and records maintained by the CDE and the County Office of Education. The analysis shall consist of a review of the district's latest Independent Audit regarding funds available from all capital facility accounts, including, but not limited to, developer fees, funds generated from capital facility certificates of participation, federal grants, redevelopment funds, sale proceeds from surplus property, the appraised value of facilities approved for replacement pursuant to Section 1859.82, bond funds either encumbered, unencumbered or authorized but unsold, and savings from other SFP projects. All funds thus identified that have not been expended or encumbered by a contractual agreement for a specific capital outlay purpose prior to the initial request for financial hardship status shall be deemed available as a matching contribution.

After the initial request for financial hardship status is granted, no further encumbrances will be approved by the OPSC and all prospective revenue made available to the district's capital facility accounts shall be deemed available as matching contribution on the subsequent financial hardship review, with the exception of:

- (1) Approved interim housing expenditures.
- (2) Funding to pay for previously recognized multi-year encumbrances approved at the initial financial hardship approval.
- (3) Funding that is transferred into a Special Reserve Fund and is used for the express purpose of the Federal Renovation Program when the amount expended out of that fund does not exceed the maximum Federal Renovation Grant amount.
- (4) Funding that is transferred into a Special Reserve Fund and is used for the express purpose of the School Facilities Needs Assessment Grant Program or Emergency Repair Program when the amount expended out of that fund does not exceed the maximum grant amount apportioned.
- (5) Funding that is transferred into a Special Reserve Fund and is used for the express purpose of the Career Technical Education Facilities Program when the amount expended out of that fund does not exceed the applicant's share of the maximum grant amount apportioned.
- (6) Funding that is transferred into a Special Reserve Fund and used for the express purpose of the Overcrowding Relief Grant when the amount expended out of that fund does not exceed the amount of the site acquisition and design costs of the project and the district has submitted an approved Form SAB 50-11.
- (7) Funding that is used for the express purpose of reimbursing the State a proportionate share of financial hardship received when there has been a transfer of a special education program and title to the facility. In addition, the funding was used within five years of the title transfer.
- (8) Funding to pay for obtaining a structural report pursuant to Section 1859.82 for an approvable and funded seismic mitigation project.
- (9) All other capital facility funding for a period of three years when no subsequent financial hardship request is made during this period, with the exception of the funding identified in (6). The three-year period begins with the date of the most recent financial hardship new construction or modernization adjusted grant funding apportionment.

When Overcrowding Relief Grant funding is set aside pursuant to (6) and the School District has not submitted, or the OPSC has not accepted, a Form SAB 50-04 for an Overcrowding Relief Grant within three years from the date of deposit into the Special Reserve Fund, or the School District has not met the requirements in Sections 1859.90 or 1859.105, remaining funds plus interest accrued at the Pooled Money Investment Board rate at that time period shall be deemed available as matching contribution on a subsequent financial hardship project or be captured through an audit adjustment pursuant to Section 1859.106.

The financial hardship analysis is subject to approval by the Board.

- (b) From the funds deemed available as a matching contribution, the district may retain \$19,776 per classroom in each enrollment reporting period for the cost to provide interim housing for the currently unhoused pupils of the district. The amount shown shall be adjusted annually in the manner prescribed in Section 1859.71. The number of classrooms needed for interim housing for the currently unhoused pupils shall be the sum of the positive numbers determined in (b)(7) as follows:
- (1) Determine the current enrollment of the district by grade level as shown on the latest Form SAB 50-01.
  - (2) Determine the New Construction Grants apportioned by grade level for all SFP projects and LPP funded under the provisions of Sections 1859.12 or 1859.13 where the district has submitted Form SAB 50-06 indicating that the project is 100 percent complete.
  - (3) Subtract (b)(2) from (b)(1).
  - (4) Determine the number of classrooms by grade level reported in Part 1, Line 8 on Form SAB 50-02.
  - (5) Multiply the classrooms determined in (b)(4) by 25 for K-6, 27 for 7-12, 13 for Non-Severe and 9 for Severe.
  - (6) Subtract the product determined in (b)(5) from the difference determined in (b)(3) by grade level.
  - (7) Divide the difference by grade level determined in (b)(6) by 25 for K-6, 27 for 7-12, 13 for Non-Severe and 9 for Severe and round up to the nearest whole number.

From the funds deemed available as a matching contribution, the district may also retain \$19,776 per portable toilet unit in each reporting period for the cost to provide necessary interim toilet facilities for the currently unhoused pupils of the district. The amount shown shall be adjusted annually in the manner prescribed in Section 1859.71. The number of toilet facilities needed for interim housing shall be the sum of the positive numbers determined in (b)(7) divided by eight rounded up to the nearest whole number.

From the funds deemed available as a matching contribution, the district may also retain \$19,776 per classroom in each reporting period for the cost to provide necessary interim housing for the currently unhoused pupils displaced as a result of a SAB approved seismic mitigation project pursuant to Section 1859.82. The amount shown shall be adjusted annually in the manner prescribed in Section 1859.71. The number of classrooms needed for interim housing shall be the quotient of the displaced pupils by 25 for K-6, 27 for 7-12, 13 for Non-Severe and 9 for Severe and round up to the nearest whole number.

If the district's available funds, as determined by the OPSC analysis less costs for interim housing, is less than its matching share, the district will be deemed to have met the requirements of this Subsection.

- (c) The district has made all reasonable efforts to fund its matching share of the project by demonstrating it is levying the developer fee justified under law or an alternative revenue source equal to or greater than the developer fee otherwise justified under law at the time of request for hardship and the district meets at least one of the following:
- (1) The current outstanding bonded indebtedness of the district issued for the purpose of constructing school facilities in accordance with Education Code Section 17072.35 or 17074.25 as appropriate, at the time of request for financial hardship status, is at least 60 percent of the district's total bonding capacity. Outstanding bonded indebtedness includes that part of general obligation bonds, Mello-Roos Bonds, School Facility Improvement District Bonds and certificates of participation which the district is paying a debt service that was issued for capital outlay school facility purposes.
  - (2) The district had a successful registered voter bond election for at least the maximum amount allowed under Proposition 39 within the previous two years from the date of request for financial hardship status. The proceeds from the bond election that represent the maximum amount allowed under the provisions of Proposition 39 must be used to fund the district's matching share requirement for SFP project(s).
  - (3) It is a County Superintendent of Schools.
  - (4) The district's total bonding capacity at the time of the request for financial hardship status is \$5 million or less.
  - (5) Other evidence of reasonable effort as approved by the SAB.

If the district's request for financial hardship status is denied by the Board, the district may be deemed eligible for rental payments of \$2,000 per year per classroom under the Emergency School Classroom Law of 1979 for a two year period when



relocatable classroom buildings are available and the district provides financial documentation that it is unable to afford the full rental amount and any other information satisfactory to the Board that the rental reduction is necessary. The number of classrooms eligible for the \$2,000 rental payments shall be the sum of the numbers determined in (c)(5)(B) as follows:

- (A) Determine the number of pupils by grade level that the district requested a New Construction Grant on the Form SAB 50-04 that were denied financial hardship status.
- (B) Divide the number by grade level determined in (c)(5)(A) by 25 for K-6, 27 for 7-12, 13 for Non-Severe and 9 for Severe and round up to the nearest whole number.
- (d) The district has not signed a contract for acquisition or construction of classrooms that replace existing facility(ies), which were included in the determination of the district's new construction eligibility pursuant to Education Code Section 17071.75, in a locally funded project during the five-year period immediately preceding the district's application for financial hardship assistance. This restriction may be lifted if the Board finds that unforeseen and extenuating circumstances existed that required the district to use local funds to replace the facility(ies).
- (e) If the district meets the financial hardship requirements in this Section, the amount of financial hardship is equal to the district's matching share less funds deemed available in (a).
- (1) Once a district has been notified by OPSC that it meets the requirements of financial hardship in this Section, the district may file Form SAB 50-04 under the provisions of financial hardship anytime within a period of 180 calendar days from the date of the OPSC notification.
- (2) If the district does not submit Form SAB 50-04 under the provisions of financial hardship within 180 calendar days of the OPSC notification of approval of financial hardship status, the district must re-qualify for financial hardship status under the provisions of this Section by submittal of a new request for financial hardship status.
- (3) If the project(s) has been included on an unfunded list for more than 180 calendar days, a review of the district's funds pursuant to (a) will be made to determine if additional district funds are available to fund the district's matching share of the project(s).

Financial hardship approval status by the OPSC for a separate design and/or site apportionment does not apply to any subsequent funding for the project(s).

- (f) If the district submits Form SAB 50-04 within 180 calendar days of the OPSC notification of approval of financial hardship and the project(s) has been included on the "Unfunded List (Lack of AB 55 Loans)" for more than 180 calendar days as a result of the State of California's inability to provide interim financing from the Pooled Money Investment Account (AB 55 loans), the Board may suspend the unfunded review requirement as defined in Regulation Section 1859.81(e). Projects added to any other unfunded list shall be subject to the review detailed in Regulation Section 1859.81(e). Regulation Section 1859.81(f) shall become inoperative July 1, 2011.
- (g) A project added to an unfunded list on or after July 1, 2011 will be subject to the review detailed in section (e)(3). For projects added to an unfunded list between February 25, 2009 and June 30, 2011, only the district's financial records on or after July 1, 2011 will be considered in calculating any adjustment to the district's matching share.
- (h) On or after September 22, 2017, a district may submit a request for funding in advance of obtaining a determination of Financial Hardship.
  - (1) To be considered for Financial Hardship, the district must check the box on the Form SAB 50-04 requesting Financial Hardship pursuant to this subsection when submitting a request for funding.
  - (2) Prior to processing an application OPSC will notify the district in writing to submit the necessary documentation for a Financial Hardship analysis pursuant to (a), (b), (c) and (d). OPSC will not accept any documents for a Financial Hardship analysis in advance of the notification. Failure to submit the requested documentation within 60 calendar days of OPSC's notification will result in either a. or b.:
    - a. District may amend their Form SAB 50-04 to exclude the request for Financial Hardship determination.
    - b. OPSC will return the request for funding and related materials to the district.
  - (3) Upon notification of Financial Hardship approval, any Form SAB 50-04 processed within 180 calendar days of the approval date will be included in the approval.
  - (4) For any Form SAB 50-04 processed more than 180 calendar days after the date of the Financial Hardship approval the district shall re-qualify for Financial Hardship status.

Note: Authority cited: Sections 17070.35, 17075.15, 17078.72 and 17592.73, Education Code.

Reference: Sections 17071.75, 17075.10, 17075.15, and 17079.20, Education Code.