

State Allocation Board Agenda



Lisa Silverman, Executive Officer
Office of Public School Construction
707 Third Street
West Sacramento, CA 95605

Public Meeting
Tuesday, December 11, 2018
State Capitol, Room 447*
Sacramento, CA 95814
2:00 p.m.*

General Information
(916) 376-1771

For further information please contact your Project Manager.

*Meeting room and time subject to change.

A copy of the 10-Day Notice can be found on the [OPSC website](#).

December 11, 2018

Agenda

| <u>TAB</u> | <u>SUBJECT</u> | <u>PRESENTER</u> | <u>PAGE</u> |
|------------|---|------------------|-------------|
| | Call Meeting to Order | Chair | |
| | Roll Call | Secretary | |
| | Table of Contents | | i – ii |
| 1 | Alphabetical Listing | | iii – ix |
| 2 | Minutes of October 24, 2018 | | 1 – 7 |
| 3 | Executive Officer Statement | | 8 – 9 |
| 4 | <u>CONSENT AGENDA</u> | | |
| | <u>SCHOOL FACILITY PROGRAM</u> | | |
| | Resolution | | 10 |
| | Eligibility Approvals | | 11 - 20 |
| | Unfunded Approvals | | 21 - 47 |
| | Charter School Facilities Program Preliminary Apportionments | | 48 - 51 |
| | Closeouts | | 52 - 54 |
| | Career Technical Education Facilities Program Unfunded Approval | | 55 - 59 |
| | Charter School Facilities Program Extension to Conversion | | 60 - 65 |
| | Deadline | | |
| | <u>OTHER PROGRAMS</u> | | |
| | Facility Hardship/Rehabilitation Program | | 66 - 88 |
| | Unused Sites Program | | 89 - 129 |

NEXT MONTHLY STATE ALLOCATION BOARD MEETING – JANUARY 23, 2019

December 11, 2018

Agenda

| <u>TAB</u> | <u>SUBJECT</u> | <u>PAGE</u> |
|-------------------|--|--------------------|
| 5 | <u>FINANCIAL REPORTS</u> | |
| | STATUS OF FUND RELEASES | 130 – 131 |
| | STATUS OF FUNDS | 132 – 148 |
| 6 | <u>APPEALS</u> | |
| | ROSS VALLEY/MARIN 50/75002-00-002 To present the District's request to approve an application for funding based on eligibility generated from an enrollment period that differs from the enrollment period in which the application was processed. | 149 – 164 |
| | ISLAND UNION ELEMENTARY/KINGS 50/63933-00-001 & 002 To present the District's request to approve two applications for funding based on an enrollment period that differs from the enrollment period in which the application was processed. | 165 – 174 |
| | CENTRAL UNION ELEMENTARY/KINGS 57/63883-00-001 To present the District's requests for: 1) to receive an expedited Unfunded Approval for the Akers Elementary School modernization project; and 2) Financial Hardship status based upon "other evidence of reasonable effort as approved by the State Allocation Board." | 175 – 195 |
| 7 | <u>ACTION ITEMS</u> | |
| | PARADISE UNIFIED/BUTTE 58/61531-00-001 To present the District's application for a health and safety project for an expedited Apportionment outside the priority funding process. | 196 – 200 |
| 8 | <u>REPORTS/DISCUSSION AND INFORMATION ITEMS</u> | |
| | State Allocation Board Three-Month Projected Workload | 201 – 202 |
| | Dates for 2019 State Allocation Board Meetings | 203 |
| | School Facility Program Unfunded List (Lack of AB 55 Loans) | 204 – 207 |
| | School Facility Program Workload List (Regulation Section 1859.95) | 208 – 244 |
| | School Facility Program SAB Acknowledged List (Regulation Section 1859.95.1) | 245 – 246 |
| | Facility Hardship/Rehabilitation Approvals Without Funding | 247 – 248 |
| | Financial Hardship Regulation Section 1859.81 | 249 – 252 |

December 11, 2018

Alphabetical Listing

| School District | County | Category | Page No. |
|-------------------------------|-----------------|----------------------|-------------|
| ACKERMAN ELEMENTARY | PLACER | Unused Sites | Consent 89 |
| ADELANTO ELEMENTARY | SAN BERNARDINO | Unused Sites | Consent 89 |
| ALBANY UNIFIED | ALAMEDA | SFP-Modernization | Consent 13 |
| ALLENSWORTH ELEMENTARY | TULARE | Unused Sites | Consent 89 |
| ALPAUGH UNIFIED | TULARE | Unused Sites | Consent 89 |
| ALPINE COUNTY UNIFIED | ALPINE | Unused Sites | Consent 89 |
| ALTA VISTA ELEMENTARY | TULARE | Unused Sites | Consent 89 |
| AMADOR COUNTY UNIFIED | AMADOR | Unused Sites | Consent 89 |
| ANTELOPE ELEMENTARY | TEHAMA | Unused Sites | Consent 89 |
| ANTELOPE VALLEY UNION HIGH | LOS ANGELES | Unused Sites | Consent 89 |
| ANTIOCH UNIFIED | CONTRA COSTA | Unused Sites | Consent 89 |
| APPLE VALLEY UNIFIED | SAN BERNARDINO | Unused Sites | Consent 89 |
| ARCATA ELEMENTARY | HUMBOLDT | Unused Sites | Consent 89 |
| ARENA UNION ELEMENTARY | MENDOCINO | Unused Sites | Consent 89 |
| ARMONA UNION ELEMENTARY | KINGS | Unused Sites | Consent 89 |
| ATASCADERO UNIFIED | SAN LUIS OBISPO | SFP-Modernization | Consent 13 |
| ATWATER ELEMENTARY | MERCED | Unused Sites | Consent 89 |
| AUBURN UNION ELEMENTARY | PLACER | Unused Sites | Consent 89 |
| BAKER VALLEY UNIFIED | SAN BERNARDINO | Unused Sites | Consent 89 |
| BAKERSFIELD CITY ELEMENTARY | KERN | SFP-New Construction | Consent 13 |
| BAKERSFIELD CITY ELEMENTARY | KERN | SFP-New Construction | Consent 21* |
| BAKERSFIELD CITY ELEMENTARY | KERN | SFP-New Construction | Consent 21* |
| BAKERSFIELD CITY ELEMENTARY | KERN | Unused Sites | Consent 89 |
| BANNING UNIFIED | RIVERSIDE | Unused Sites | Consent 89 |
| BARSTOW UNIFIED | SAN BERNARDINO | Unused Sites | Consent 89 |
| BEAUMONT UNIFIED | RIVERSIDE | Unused Sites | Consent 89 |
| BENICIA UNIFIED | SOLANO | Unused Sites | Consent 89 |
| BERRYESSA UNION ELEMENTARY | SANTA CLARA | Unused Sites | Consent 89 |
| BORREGO SPRINGS UNIFIED | SAN DIEGO | Unused Sites | Consent 89 |
| BRAWLEY ELEMENTARY | IMPERIAL | Unused Sites | Consent 89 |
| BREA-OLINDA UNIFIED | ORANGE | Unused Sites | Consent 89 |
| BRENTWOOD UNION | CONTRA COSTA | Unused Sites | Consent 89 |
| BRITTAN ELEMENTARY | SUTTER | Unused Sites | Consent 89 |
| BUCKEYE UNION ELEMENTARY | EL DORADO | Unused Sites | Consent 89 |
| BURTON | TULARE | Unused Sites | Consent 89 |
| CAJON VALLEY UNION ELEMENTARY | SAN DIEGO | Unused Sites | Consent 89 |
| CALAVERAS UNIFIED | CALAVERAS | Unused Sites | Consent 90 |
| CALIPATRIA UNIFIED | IMPERIAL | Unused Sites | Consent 89 |
| CAMBRIAN | SANTA CLARA | Unused Sites | Consent 89 |
| CAMPBELL UNION ELEMENTARY | SANTA CLARA | Unused Sites | Consent 89 |
| CAMPBELL UNION HIGH | SANTA CLARA | Unused Sites | Consent 89 |
| CARMEL UNIFIED | MONTEREY | Unused Sites | Consent 89 |
| CARPINTERIA UNIFIED | SANTA BARBARA | SFP-New Construction | Consent 13 |
| CARPINTERIA UNIFIED | SANTA BARBARA | Unused Sites | Consent 89 |
| CASTAIC UNION | LOS ANGELES | SFP-Modernization | Consent 11 |
| CASTAIC UNION | LOS ANGELES | Unused Sites | Consent 89 |
| CENTRAL UNIFIED | FRESNO | Unused Sites | Consent 89 |
| CENTRAL UNION ELEMENTARY | KINGS | SFP-Modernization | Consent 13 |
| CHAFFEY JOINT UNION HIGH | SAN BERNARDINO | Unused Sites | Consent 89 |
| CHARTER OAK UNIFIED | LOS ANGELES | Unused Sites | Consent 89 |
| CHICO UNIFIED | BUTTE | SFP-Charter | Consent 60 |

December 11, 2018

Alphabetical Listing

| School District | County | Category | Page No. |
|--------------------------------------|----------------|----------------------|-------------|
| CHICO UNIFIED | BUTTE | Unused Sites | Consent 89 |
| CLOVIS UNIFIED | FRESNO | SFP-Career Tech | Consent 54 |
| CLOVIS UNIFIED | FRESNO | SFP-Modernization | Consent 21* |
| CLOVIS UNIFIED | FRESNO | SFP-Modernization | Consent 21* |
| CLOVIS UNIFIED | FRESNO | SFP-Modernization | Consent 21* |
| CLOVIS UNIFIED | FRESNO | SFP-New Construction | Consent 21* |
| CLOVIS UNIFIED | FRESNO | Unused Sites | Consent 89 |
| COACHELLA VALLEY UNIFIED | RIVERSIDE | Unused Sites | Consent 89 |
| COLFAX ELEMENTARY | PLACER | Unused Sites | Consent 89 |
| COLTON JOINT UNIFIED | SAN BERNARDINO | Unused Sites | Consent 89 |
| COLUMBIA UNION ELEMENTARY | TUOLUMNE | Unused Sites | Consent 89 |
| COMPTON UNIFIED | LOS ANGELES | Unused Sites | Consent 89 |
| CONEJO VALLEY UNIFIED | VENTURA | Unused Sites | Consent 89 |
| CORONADO UNIFIED | SAN DIEGO | Unused Sites | Consent 89 |
| CORONA-NORCO UNIFIED | RIVERSIDE | Unused Sites | Consent 89 |
| COTATI-ROHNERT PARK UNIFIED | SONOMA | Unused Sites | Consent 89 |
| CULVER CITY UNIFIED | LOS ANGELES | Unused Sites | Consent 89 |
| CUPERTINO UNION | SANTA CLARA | Unused Sites | Consent 89 |
| CURTIS CREEK ELEMENTARY | TUOLUMNE | Unused Sites | Consent 89 |
| CUYAMA JOINT UNIFIED | SANTA BARBARA | Unused Sites | Consent 89 |
| CYPRESS ELEMENTARY | ORANGE | Unused Sites | Consent 89 |
| DAVIS JOINT UNIFIED | YOLO | Unused Sites | Consent 89 |
| DEHESA | SAN DIEGO | Unused Sites | Consent 89 |
| DEL NORTE COUNTY UNIFIED | DEL NORTE | Unused Sites | Consent 89 |
| DELANO JOINT UNION HIGH | KERN | Unused Sites | Consent 89 |
| DELANO UNION ELEMENTARY | KERN | Unused Sites | Consent 89 |
| DESERT SANDS UNIFIED | RIVERSIDE | Unused Sites | Consent 89 |
| DINUBA UNIFIED | TULARE | Unused Sites | Consent 89 |
| DIXIE ELEMENTARY | MARIN | Unused Sites | Consent 89 |
| DRY CREEK JOINT ELEMENTARY | PLACER | Unused Sites | Consent 89 |
| EASTSIDE UNION | LOS ANGELES | Unused Sites | Consent 89 |
| EDISON ELEMENTARY | KERN | Unused Sites | Consent 89 |
| EL DORADO COUNTY OFFICE OF EDUCATION | EL DORADO | Unused Sites | Consent 89 |
| EL RANCHO UNIFIED | LOS ANGELES | Unused Sites | Consent 89 |
| ELK GROVE UNIFIED | SACRAMENTO | SFP-Modernization | Consent 13 |
| ELK GROVE UNIFIED | SACRAMENTO | Unused Sites | Consent 89 |
| ESPARTO UNIFIED | YOLO | Unused Sites | Consent 89 |
| EUREKA CITY UNIFIED | HUMBOLDT | Unused Sites | Consent 89 |
| EVERGREEN UNION ELEMENTARY | TEHAMA | Unused Sites | Consent 89 |
| FAIRFIELD-SUISUN UNIFIED | SOLANO | Unused Sites | Consent 89 |
| FALLBROOK UNION ELEMENTARY | SAN DIEGO | SFP-New Construction | Consent 21* |
| FALLBROOK UNION ELEMENTARY | SAN DIEGO | SFP-New Construction | Consent 66* |
| FARMERSVILLE UNIFIED | TULARE | Unused Sites | Consent 89 |
| FIREBAUGH-LAS DELTAS UNIFIED | FRESNO | SFP-New Construction | Consent 21* |
| FONTANA UNIFIED | SAN BERNARDINO | Unused Sites | Consent 89 |
| FORESTHILL UNION ELEMENTARY | PLACER | Unused Sites | Consent 89 |
| FORKS OF SALMON ELEMENTARY | SISKIYOU | Unused Sites | Consent 89 |
| FORTUNA UNION HIGH | HUMBOLDT | SFP-Modernization | Consent 21* |
| FREMONT UNION HIGH | SANTA CLARA | SFP-Modernization | Consent 13 |
| FREMONT UNION HIGH | SANTA CLARA | Unused Sites | Consent 89 |
| FRESNO UNIFIED | FRESNO | Unused Sites | Consent 89 |

December 11, 2018

Alphabetical Listing

| School District | County | Category | Page No. |
|-------------------------------------|-----------------|----------------------|-------------|
| GALT JOINT UNION ELEMENTARY | SACRAMENTO | Unused Sites | Consent 89 |
| GALT JOINT UNION HIGH | SACRAMENTO | Unused Sites | Consent 89 |
| GATEWAY UNIFIED | SHASTA | Unused Sites | Consent 89 |
| GLENDALE UNIFIED | LOS ANGELES | Unused Sites | Consent 89 |
| GOLETA UNION ELEMENTARY | SANTA BARBARA | Unused Sites | Consent 89 |
| GRIDLEY UNIFIED | BUTTE | Unused Sites | Consent 89 |
| GROSSMONT UNION HIGH | SAN DIEGO | SFP-New Construction | Consent 21* |
| GROSSMONT UNION HIGH | SAN DIEGO | SFP-Modernization | Consent 13 |
| GUADALUPE UNION ELEMENTARY | SANTA BARBARA | Unused Sites | Consent 89 |
| HEBER ELEMENTARY | IMPERIAL | SFP-New Construction | Consent 13 |
| HEMET UNIFIED | RIVERSIDE | Unused Sites | Consent 89 |
| HERMOSA BEACH CITY ELEMENTARY | LOS ANGELES | SFP-New Construction | Consent 13 |
| HERMOSA BEACH CITY ELEMENTARY | LOS ANGELES | Unused Sites | Consent 89 |
| HESPERIA UNIFIED | SAN BERNARDINO | Unused Sites | Consent 89 |
| HICKMAN ELEMENTARY | STANISLAUS | Unused Sites | Consent 89 |
| HOPE ELEMENTARY | TULARE | Unused Sites | Consent 89 |
| HUNTINGTON BEACH CITY ELEMENTARY | ORANGE | Unused Sites | Consent 89 |
| IMPERIAL UNIFIED | IMPERIAL | Unused Sites | Consent 89 |
| IRVINE UNIFIED | ORANGE | SFP-New Construction | Consent 21* |
| IRVINE UNIFIED | ORANGE | Unused Sites | Consent 89 |
| JEFFERSON UNION HIGH | SAN MATEO | Unused Sites | Consent 89 |
| JURUPA UNIFIED | RIVERSIDE | Unused Sites | Consent 89 |
| KELSEYVILLE UNIFIED | LAKE | Unused Sites | Consent 89 |
| KEPPEL UNION ELEMENTARY | LOS ANGELES | Unused Sites | Consent 89 |
| KERN COUNTY OFFICE OF EDUCATION | KERN | Unused Sites | Consent 89 |
| KINGS CANYON JOINT UNIFIED | FRESNO | SFP-New Construction | Consent 21* |
| KINGS CANYON JOINT UNIFIED | FRESNO | SFP-Modernization | Consent 21* |
| KINGS CANYON JOINT UNIFIED | FRESNO | Unused Sites | Consent 89 |
| KLAMATH-TRINITY JOINT UNIFIED | HUMBOLDT | SFP-New Construction | Consent 70* |
| KLAMATH-TRINITY JOINT UNIFIED | HUMBOLDT | SFP-New Construction | Consent 76* |
| KONOCTI UNIFIED | LAKE | Unused Sites | Consent 89 |
| LA CANADA UNIFIED | LOS ANGELES | Unused Sites | Consent 89 |
| LAKE ELSINORE UNIFIED | RIVERSIDE | Unused Sites | Consent 89 |
| LAKEPORT UNIFIED | LAKE | Unused Sites | Consent 89 |
| LAKESIDE UNION | KERN | Unused Sites | Consent 89 |
| LANCASTER ELEMENTARY | LOS ANGELES | Unused Sites | Consent 89 |
| LARKSPUR-CORTE MADERA | MARIN | Unused Sites | Consent 89 |
| LAS LOMITAS ELEMENTARY | SAN MATEO | Unused Sites | Consent 89 |
| LIBERTY UNION HIGH | CONTRA COSTA | Unused Sites | Consent 89 |
| LINCOLN UNIFIED | SAN JOAQUIN | Unused Sites | Consent 89 |
| LITTLE LAKE CITY ELEMENTARY | LOS ANGELES | Unused Sites | Consent 89 |
| LODI UNIFIED | SAN JOAQUIN | Unused Sites | Consent 89 |
| LOMPOC UNIFIED | SANTA BARBARA | Unused Sites | Consent 89 |
| LONE PINE UNIFIED | INYO | Unused Sites | Consent 89 |
| LOS ALTOS ELEMENTARY | SANTA CLARA | Unused Sites | Consent 89 |
| LOS ANGELES UNIFIED | LOS ANGELES | SFP-New Construction | Consent 52* |
| LOS ANGELES UNIFIED | LOS ANGELES | Unused Sites | Consent 89 |
| LOS GATOS-SARATOGA JOINT UNION HIGH | SANTA CLARA | Unused Sites | Consent 89 |
| LOS MOLINOS UNIFIED | TEHAMA | SFP-New Construction | Consent 13 |
| LOWELL JOINT ELEMENTARY | LOS ANGELES | Unused Sites | Consent 89 |
| LUCIA MAR UNIFIED | SAN LUIS OBISPO | Unused Sites | Consent 89 |

December 11, 2018

Alphabetical Listing

| School District | County | Category | Page No. |
|---------------------------------------|-----------------|----------------------|-------------|
| MADERA UNIFIED | MADERA | Unused Sites | Consent 89 |
| MAMMOTH UNIFIED | MONO | Unused Sites | Consent 89 |
| MANHATTAN BEACH UNIFIED | LOS ANGELES | Unused Sites | Consent 89 |
| MANTECA UNIFIED | SAN JOAQUIN | Unused Sites | Consent 89 |
| MARICOPA UNIFIED | KERN | Unused Sites | Consent 89 |
| MARIN COUNTY OFFICE OF EDUCATION | MARIN | SFP-New Construction | Consent 13 |
| MARIN COUNTY OFFICE OF EDUCATION | MARIN | SFP-New Construction | Consent 21* |
| MARIPOSA COUNTY UNIFIED | MARIPOSA | Unused Sites | Consent 89 |
| MARYSVILLE JOINT UNIFIED | YUBA | SFP-New Construction | Consent 53 |
| MARYSVILLE JOINT UNIFIED | YUBA | Unused Sites | Consent 89 |
| MCSWAIN UNION ELEMENTARY | MERCED | Unused Sites | Consent 89 |
| MENDOCINO UNIFIED | MENDOCINO | Unused Sites | Consent 89 |
| MERCED CITY ELEMENTARY | MERCED | Unused Sites | Consent 89 |
| MERCED UNION HIGH | MERCED | Unused Sites | Consent 89 |
| MILL VALLEY ELEMENTARY | MARIN | Unused Sites | Consent 89 |
| MILLBRAE ELEMENTARY | SAN MATEO | Unused Sites | Consent 89 |
| MILPITAS UNIFIED | SANTA CLARA | Unused Sites | Consent 89 |
| MOJAVE UNIFIED | KERN | Unused Sites | Consent 89 |
| MONSON-SULTANA JOINT UNION ELEMENTARY | TULARE | SFP-New Construction | Consent 13 |
| MONTEREY PENINSULA UNIFIED | MONTEREY | Unused Sites | Consent 89 |
| MORELAND ELEMENTARY | SANTA CLARA | Unused Sites | Consent 89 |
| MORENO VALLEY UNIFIED | RIVERSIDE | Unused Sites | Consent 89 |
| MORGAN HILL UNIFIED | SANTA CLARA | Unused Sites | Consent 89 |
| MORONGO UNIFIED | SAN BERNARDINO | Unused Sites | Consent 89 |
| MOUNTAIN VIEW WHISMAN ELEMENTARY | SANTA CLARA | SFP-Modernization | Consent 13 |
| MOUNTAIN VIEW WHISMAN ELEMENTARY | SANTA CLARA | Unused Sites | Consent 89 |
| MT. DIABLO UNIFIED | CONTRA COSTA | Unused Sites | Consent 89 |
| NATOMAS UNIFIED | SACRAMENTO | Unused Sites | Consent 89 |
| NEEDLES UNIFIED | SAN BERNARDINO | Unused Sites | Consent 89 |
| NEVADA CITY | NEVADA | Unused Sites | Consent 89 |
| NEVADA JOINT UNION HIGH | NEVADA | Unused Sites | Consent 89 |
| NEW HAVEN UNIFIED | ALAMEDA | Unused Sites | Consent 89 |
| NORRIS | KERN | Unused Sites | Consent 89 |
| NORTH MONTEREY COUNTY UNIFIED | MONTEREY | Unused Sites | Consent 89 |
| NORWALK-LA MIRADA UNIFIED | LOS ANGELES | Unused Sites | Consent 89 |
| OAK GROVE ELEMENTARY | SANTA CLARA | Unused Sites | Consent 89 |
| OAKDALE JOINT UNIFIED | STANISLAUS | Unused Sites | Consent 89 |
| OAKLAND UNIFIED | ALAMEDA | SFP-Charter | Consent 60 |
| OAKLAND UNIFIED | ALAMEDA | SFP-Charter | Consent 50 |
| OAKLEY UNION ELEMENTARY | CONTRA COSTA | Unused Sites | Consent 89 |
| OCEAN VIEW ELEMENTARY | ORANGE | Unused Sites | Consent 89 |
| ORANGE UNIFIED | ORANGE | Unused Sites | Consent 89 |
| ORCUTT UNION ELEMENTARY | SANTA BARBARA | Unused Sites | Consent 89 |
| OXNARD ELEMENTARY | VENTURA | Unused Sites | Consent 89 |
| PACHECO UNION ELEMENTARY | SHASTA | Unused Sites | Consent 89 |
| PALM SPRINGS UNIFIED | RIVERSIDE | Unused Sites | Consent 89 |
| PALMDALE ELEMENTARY | LOS ANGELES | Unused Sites | Consent 89 |
| PALO ALTO UNIFIED | SANTA CLARA | Unused Sites | Consent 89 |
| PALOS VERDES PENINSULA UNIFIED | LOS ANGELES | Unused Sites | Consent 89 |
| PASADENA UNIFIED | LOS ANGELES | Unused Sites | Consent 89 |
| PASO ROBLES JOINT UNIFIED | SAN LUIS OBISPO | Unused Sites | Consent 89 |

December 11, 2018

Alphabetical Listing

| School District | County | Category | Page No. |
|--|-----------------|----------------------|-------------|
| PATTERSON JOINT UNIFIED | STANISLAUS | Unused Sites | Consent 89 |
| PERRIS UNION HIGH | RIVERSIDE | Unused Sites | Consent 89 |
| PITTSBURG UNIFIED | CONTRA COSTA | Unused Sites | Consent 89 |
| PLACER HILLS UNION ELEMENTARY | PLACER | Unused Sites | Consent 89 |
| PLEASANT RIDGE UNION ELEMENTARY | NEVADA | Unused Sites | Consent 89 |
| PLEASANT VALLEY | VENTURA | Unused Sites | Consent 89 |
| PLEASANTON UNIFIED | ALAMEDA | Unused Sites | Consent 89 |
| PLUMAS UNIFIED | PLUMAS | Unused Sites | Consent 89 |
| PORTERVILLE UNIFIED | TULARE | SFP-Modernization | Consent 21* |
| PORTERVILLE UNIFIED | TULARE | Unused Sites | Consent 89 |
| POWAY UNIFIED | SAN DIEGO | Unused Sites | Consent 89 |
| RANCHO SANTA FE ELEMENTARY | SAN DIEGO | Unused Sites | Consent 89 |
| RAVENSWOOD CITY ELEMENTARY | SAN MATEO | Unused Sites | Consent 89 |
| REDONDO BEACH UNIFIED | LOS ANGELES | Unused Sites | Consent 89 |
| REEF-SUNSET UNIFIED | KINGS | Unused Sites | Consent 89 |
| RICHLAND UNION ELEMENTARY | KERN | Unused Sites | Consent 89 |
| RIM OF THE WORLD UNIFIED | SAN BERNARDINO | Unused Sites | Consent 89 |
| RIVERDALE JOINT UNIFIED | FRESNO | Unused Sites | Consent 89 |
| ROBLA ELEMENTARY | SACRAMENTO | Unused Sites | Consent 89 |
| ROCKFORD ELEMENTARY | TULARE | SFP-New Construction | Consent 13 |
| ROCKFORD ELEMENTARY | TULARE | Unused Sites | Consent 89 |
| ROMOLAND ELEMENTARY | RIVERSIDE | Unused Sites | Consent 89 |
| ROSEMEAD ELEMENTARY | LOS ANGELES | SFP-Modernization | Consent 21* |
| ROSEMEAD ELEMENTARY | LOS ANGELES | SFP-Modernization | Consent 21* |
| ROSEVILLE JOINT UNION HIGH | PLACER | Unused Sites | Consent 89 |
| ROSS VALLEY | MARIN | SFP-Modernization | Consent 21* |
| ROSS VALLEY | MARIN | Unused Sites | Consent 89 |
| SALIDA UNION | STANISLAUS | Unused Sites | Consent 89 |
| SAN BERNARDINO CITY UNIFIED | SAN BERNARDINO | Unused Sites | Consent 89 |
| SAN BERNARDINO CO. OFFICE OF EDUCATION | SAN BERNARDINO | Unused Sites | Consent 89 |
| SAN BRUNO PARK ELEMENTARY | SAN MATEO | Unused Sites | Consent 89 |
| SAN CARLOS ELEMENTARY | SAN MATEO | Unused Sites | Consent 89 |
| SAN DIEGO UNIFIED | SAN DIEGO | SFP-Charter | Consent 51 |
| SAN DIEGO UNIFIED | SAN DIEGO | Unused Sites | Consent 89 |
| SAN FRANCISCO UNIFIED | SAN FRANCISCO | SFP-Modernization | Consent 21* |
| SAN FRANCISCO UNIFIED | SAN FRANCISCO | Unused Sites | Consent 89 |
| SAN JACINTO UNIFIED | RIVERSIDE | Unused Sites | Consent 89 |
| SAN JOSE UNIFIED | SANTA CLARA | Unused Sites | Consent 89 |
| SAN JUAN UNIFIED | SACRAMENTO | SFP-Charter | Consent 48 |
| SAN LORENZO UNIFIED | ALAMEDA | SFP-Charter | Consent 49 |
| SAN LORENZO UNIFIED | ALAMEDA | Unused Sites | Consent 89 |
| SAN LUCAS UNION ELEMENTARY | MONTEREY | Unused Sites | Consent 89 |
| SAN LUIS COASTAL UNIFIED | SAN LUIS OBISPO | Unused Sites | Consent 89 |
| SAN PASQUAL VALLEY UNIFIED | IMPERIAL | Unused Sites | Consent 89 |
| SAN RAFAEL CITY ELEMENTARY | MARIN | Unused Sites | Consent 89 |
| SAN RAMON VALLEY UNIFIED | CONTRA COSTA | SFP-New Construction | Consent 21* |
| SAN RAMON VALLEY UNIFIED | CONTRA COSTA | SFP-New Construction | Consent 21* |
| SANGER UNIFIED | FRESNO | SFP-Modernization | Consent 13 |
| SANTA ANA UNIFIED | ORANGE | Unused Sites | Consent 89 |
| SANTA BARBARA UNIFIED | SANTA BARBARA | SFP-Modernization | Consent 89 |
| SANTA BARBARA UNIFIED | SANTA BARBARA | SFP-Modernization | Consent 21* |

December 11, 2018

Alphabetical Listing

| School District | County | Category | Page No. |
|--------------------------------|-----------------|----------------------|-------------|
| SANTA BARBARA UNIFIED | SANTA BARBARA | Unused Sites | Consent 89 |
| SANTA CLARA UNIFIED | SANTA CLARA | Unused Sites | Consent 89 |
| SANTA MARIA JOINT UNION HIGH | SANTA BARBARA | Unused Sites | Consent 89 |
| SANTA MARIA-BONITA | SANTA BARBARA | Unused Sites | Consent 89 |
| SANTA MONICA-MALIBU UNIFIED | LOS ANGELES | Unused Sites | Consent 89 |
| SANTA ROSA ELEMENTARY | SONOMA | Unused Sites | Consent 89 |
| SANTEE ELEMENTARY | SAN DIEGO | Unused Sites | Consent 89 |
| SEQUOIA UNION ELEMENTARY | TULARE | SFP-New Construction | Consent 13 |
| SEQUOIA UNION HIGH | SAN MATEO | SFP-New Construction | Consent 21* |
| SIERRA SANDS UNIFIED | KERN | SFP-Modernization | Consent 81* |
| SIERRA SANDS UNIFIED | KERN | Unused Sites | Consent 89 |
| SIERRA UNIFIED | FRESNO | Unused Sites | Consent 89 |
| SIMI VALLEY UNIFIED | VENTURA | Unused Sites | Consent 89 |
| SNOWLINE JOINT UNIFIED | SAN BERNARDINO | Unused Sites | Consent 89 |
| SONORA UNION HIGH | TUOLUMNE | Unused Sites | Consent 89 |
| SOQUEL UNION ELEMENTARY | SANTA CRUZ | SFP-New Construction | Consent 13 |
| SOUTH PASADENA UNIFIED | LOS ANGELES | Unused Sites | Consent 89 |
| SOUTH SAN FRANCISCO UNIFIED | SAN MATEO | Unused Sites | Consent 89 |
| SOUTHERN KERN UNIFIED | KERN | Unused Sites | Consent 89 |
| SOUTHERN TRINITY JOINT UNIFIED | TRINITY | Unused Sites | Consent 89 |
| SPRINGVILLE UNION ELEMENTARY | TULARE | Unused Sites | Consent 89 |
| STANDARD ELEMENTARY | KERN | Unused Sites | Consent 89 |
| STOCKTON UNIFIED | SAN JOAQUIN | Unused Sites | Consent 89 |
| SUNDALE UNION ELEMENTARY | TULARE | SFP-New Construction | Consent 13 |
| SUNNYVALE ELEMENTARY | SANTA CLARA | Unused Sites | Consent 89 |
| SWEETWATER UNION HIGH | SAN DIEGO | Unused Sites | Consent 89 |
| SYLVAN UNION ELEMENTARY | STANISLAUS | Unused Sites | Consent 89 |
| TAHOE-TRUCKEE UNIFIED | PLACER | Unused Sites | Consent 89 |
| TAMALPAIS UNION HIGH | MARIN | Unused Sites | Consent 89 |
| TEHACHAPI UNIFIED | KERN | Unused Sites | Consent 89 |
| TEMECULA VALLEY UNIFIED | RIVERSIDE | SFP-Modernization | Consent 11 |
| TEMECULA VALLEY UNIFIED | RIVERSIDE | Unused Sites | Consent 89 |
| TEMPLETON UNIFIED | SAN LUIS OBISPO | SFP-Modernization | Consent 21* |
| TRAVIS UNIFIED | SOLANO | Unused Sites | Consent 89 |
| TULARE CITY ELEMENTARY | TULARE | Unused Sites | Consent 89 |
| TWIN RIDGES ELEMENTARY | NEVADA | Unused Sites | Consent 89 |
| TWIN RIVERS UNIFIED | SACRAMENTO | Unused Sites | Consent 89 |
| UNION ELEMENTARY | SANTA CLARA | Unused Sites | Consent 89 |
| VACAVILLE UNIFIED | SOLANO | SFP-Modernization | Consent 85* |
| VALLECITO UNION ELEMENTARY | CALAVERAS | Unused Sites | Consent 89 |
| VALLEY CENTER-PAUMA | SAN DIEGO | Unused Sites | Consent 89 |
| VENTURA UNIFIED | VENTURA | Unused Sites | Consent 89 |
| VICTOR ELEMENTARY | SAN BERNARDINO | Unused Sites | Consent 89 |
| VISALIA UNIFIED | TULARE | Unused Sites | Consent 89 |
| VISTA DEL MAR UNION ELEMENTARY | SANTA BARBARA | Unused Sites | Consent 89 |
| WASCO UNION HIGH | KERN | Unused Sites | Consent 89 |
| WASHINGTON COLONY ELEMENTARY | FRESNO | SFP-New Construction | Withdrawn |
| WASHINGTON COLONY ELEMENTARY | FRESNO | SFP-New Construction | Withdrawn |
| WASHINGTON UNIFIED | FRESNO | Unused Sites | Consent 89 |
| WASHINGTON UNIFIED | YOLO | Unused Sites | Consent 89 |
| WEST CONTRA COSTA UNIFIED | CONTRA COSTA | Unused Sites | Consent 89 |

December 11, 2018

Alphabetical Listing

| School District | County | Category | Page No. | |
|---------------------------|-------------|-----------------|----------|-----|
| WESTSIDE UNION ELEMENTARY | LOS ANGELES | Unused Sites | Consent | 89 |
| WESTWOOD UNIFIED | LASSEN | Unused Sites | Consent | 89 |
| WINTERS JOINT UNIFIED | YOLO | Unused Sites | Consent | 89 |
| WISEBURN UNIFIED | LOS ANGELES | SFP-Career Tech | Consent | 55* |
| WOODLAND JOINT UNIFIED | YOLO | Unused Sites | Consent | 89 |
| WRIGHT ELEMENTARY | SONOMA | Unused Sites | Consent | 89 |
| YUBA CITY UNIFIED | SUTTER | Unused Sites | Consent | 89 |

OPSC PROGRAM CODES

SCHOOL FACILITY PROGRAM (SFP)

- 50 – NEW CONSTRUCTION
- 51 – NEW CONSTRUCTION FACILITY HARDSHIP
- 52 – SFP JOINT-USE
- 53 – CRITICALLY OVERCROWDED SCHOOLS
- 54 – CHARTER SCHOOLS
- 55 – CAREER TECH NEW CONSTRUCTION
- 56 – OVERCROWDING RELIEF GRANT PROGRAM
- 57 – MODERNIZATION
- 58 – MODERNIZATION FACILITY HARDSHIP
- 59 – CAREER TECH MODERNIZATION

OTHER PROGRAMS

- 25 – RELOCATABLE CLASSROOM PROGRAM
- 34 – AIR CONDITIONING PROGRAM
- 40 – DEFERRED MAINTENANCE PROGRAM
- 61 – EMERGENCY REPAIR PROGRAM
- 92 – UNUSED SITES PROGRAM

MINUTES
State Allocation Board
October 24, 2018

Upon notice duly given, the meeting of the State Allocation Board (SAB) was held at the State Capitol, Room 4202, in Sacramento, California on October 24, 2018 at 2:00 p.m.

Members of the SAB present were as follows:

- Jacqueline Wong-Hernandez, Chief Deputy Director, Policy, Department of Finance, designated representative for Keeley Bosler, Director, Department of Finance
- Jeffrey McGuire, Chief Deputy Director, Department of General Services, designated representative for Daniel Kim, Director, Department of General Services
- Tom Torlakson, Superintendent of Public Instruction
- Cesar Diaz, appointee of Edmund G. Brown, Jr., Governor of the State of California
- Senator Janet Nguyen
- Senator Richard Pan
- Assembly Member Adrin Nazarian
- Assembly Member Rocky Chavez
- Assembly Member Patrick O'Donnell

Member of the SAB absent was as follows:

- Senator Benjamin Allen

Representative of the SAB was as follows:

Lisa Silverman, Executive Officer

Representatives of the Department of General Services, Office of Public School Construction (OPSC), were as follows:

Lisa Silverman, Executive Officer
 Barbara Kampmeinert, Deputy Executive Officer

Representative of the Department of General Services, Office of Legal Services, was as follows:

Thomas Patton, Assistant Chief Counsel

With a quorum present, Ms. Wong-Hernandez, Chair, called the meeting to order at 2:06 p.m. The Chair presented two SAB members with Resolutions; one to Assembly Member Rocky Chavez and one to Tom Torlakson, Superintendent of Public Instruction. She thanked them for their dedication, service and commitment not only to the SAB, but to the citizens of the State of California.

PRIOR MINUTES

A motion was made to approve the September 26, 2018 SAB Minutes. The Chair called for a roll-call vote and the motion carried per the following votes:

| MEMBER | AYE | NAY | ABSTAIN | ABSENT |
|-----------------------------------|-----|-----|---------|--------|
| Senator Allen | | | | X |
| Senator Nguyen | X | | | |
| Senator Pan | X | | | |
| Assembly Member Nazarian | X | | | |
| Assembly Member Chavez | X | | | |
| Assembly Member O'Donnell | X | | | |
| Tom Torlakson | X | | | |
| Cesar Diaz (Governor's Appointee) | X | | | |
| Jeffrey McGuire | X | | | |
| Jacqueline Wong-Hernandez | X | | | |
| Total | 9 | | | 1 |

Motion:

Carried X
 Failed

EXECUTIVE OFFICER'S STATEMENT

The Executive Officer informed the SAB of the following:

Priority Funding Apportionments

The Consent agenda included \$443.4 million in priority funding apportionments for 227 projects representing 105 school districts. Of the 227 projects that received apportionments, 205 are required to submit a *Fund Release Authorization*, (Form SAB 50-05), containing an original signature to OPSC by Tuesday, January 22, 2019.

Upcoming Priority Funding Filing Round

The next priority funding filing period began November 14, 2018 and will close on December 13, 2018. Priority funding requests with an original signature of an Authorized District Representative must be physically received by OPSC before the close of business on December 13, 2018. These requests will be valid from January 1, 2019 through June 30, 2019.

Full-Day Kindergarten Facilities Grant Program

The program regulations necessary to implement the Full-Day Kindergarten Facilities Grant Program were included in the agenda as an Action item. OPSC conducted three stakeholder meetings to discuss the new program and elicit feedback from stakeholders to ensure that the Program provides the funding as intended by the statute.

Next SAB Meeting

The SAB and stakeholders were reminded that the next SAB meeting is scheduled for Tuesday, December 11, 2018 at 2:00 p.m.

CONSENT ITEMS

A motion was made to approve the Consent calendar, including the withdrawal of the Career Technical Education Facilities Program project for the Los Angeles Unified School District on page 241 [Project No. 59/64733-00-029]. The Chair called for a roll-call vote and the motion carried per the following votes:

| MEMBER | AYE | NAY | ABSTAIN | ABSENT |
|-----------------------------------|-----|-----|---------|--------|
| Senator Allen | | | | X |
| Senator Nguyen | X | | | |
| Senator Pan | X | | | |
| Assembly Member Nazarian | X | | | |
| Assembly Member Chavez | X | | | |
| Assembly Member O'Donnell | X | | | |
| Tom Torlakson | X | | | |
| Cesar Diaz (Governor's Appointee) | X | | | |
| Jeffrey McGuire | X | | | |
| Jacqueline Wong-Hernandez | X | | | |
| Total | 9 | | | 1 |

Motion:

Carried X

Failed

FINANCIAL REPORTS***Status of Fund Releases***

The SAB accepted the Status of Fund Releases report as presented.

Status of Funds

The SAB accepted the Status of Funds report as presented.

APPEAL ITEMS***Ross Valley Elementary/Marin 50/75002-00-002***

This Item was withdrawn from this Agenda at the request of the District.

ACTION ITEMS***Implementation of the Full-Day Kindergarten Facilities Grant Program Proposed Regulations***

The SAB approved the staff's recommendations, which 1) authorized the Executive Officer to file the proposed regulations, forms and the grant agreement templates with the Office of Administrative Law on an emergency basis and make the regulations permanent; 2) authorized \$37.5 million from the Full-Day Kindergarten Facilities Account to administer the first funding round; and 3) authorized \$60 million, or all the remaining funds, from the Full-Day Kindergarten Facilities Account to administer the second funding round. The Chair called for a roll-call vote and the motion carried per the following votes:

| MEMBER | AYE | NAY | ABSTAIN | ABSENT |
|-----------------------------------|-----|-----|---------|--------|
| Senator Allen | | | | X |
| Senator Nguyen | X | | | |
| Senator Pan | X | | | |
| Assembly Member Nazarian | X | | | |
| Assembly Member Chavez | X | | | |
| Assembly Member O'Donnell | X | | | |
| Tom Torlakson | X | | | |
| Cesar Diaz (Governor's Appointee) | X | | | |
| Jeffrey McGuire | X | | | |
| Jacqueline Wong-Hernandez | X | | | |
| Total | 9 | | | 1 |

Motion:

Carried X
Failed

REPORTS, DISCUSSION, AND INFORMATION ITEMS

The SAB acknowledged the following reports:

State Allocation Board Three-Month Projected Workload***State Allocation Board Meeting Dates for the Remaining 2018 Calendar Year******School Facility Program Unfunded List as of September 26, 2018******School Facility Program Workload List of Applications Received Through September 30, 2018******School Facility Program Applications Received Beyond Bond Authority List as of September 30, 2018******Facility Hardship/Rehabilitation Approvals Without Funding as of September 26, 2018*****ADJOURNMENT**

There being no further business to come before the SAB, the Chair adjourned the meeting at 2:31 p.m.



LISA SILVERMAN, Executive Officer

ATTACHMENT A
Approved Consent Items on 10/24/2018

| Program | Application Number | District | County |
|-----------------------|--------------------|-----------------------------------|-----------------|
| SFP - Career Tech | 59/69856-00-001 | ANDERSON UNION HIGH | SHASTA |
| SFP - Career Tech | 55/66985-00-001 | BANNING UNIFIED | RIVERSIDE |
| SFP - Career Tech | 55/69401-00-006 | CAMPBELL UNION HIGH | SANTA CLARA |
| SFP - Career Tech | 55/62117-00-009 | CLOVIS UNIFIED | FRESNO |
| SFP - Career Tech | 55/62117-00-011 | CLOVIS UNIFIED | FRESNO |
| SFP - Career Tech | 55/62117-00-012 | CLOVIS UNIFIED | FRESNO |
| SFP - Career Tech | 55/62125-00-001 | COALINGA/HURON JOINT UNIFIED | FRESNO |
| SFP - Career Tech | 55/63891-00-001 | CORCORAN JOINT UNIFIED | KINGS |
| SFP - Career Tech | 55/75531-00-002 | DINUBA UNIFIED | TULARE |
| SFP - Career Tech | 55/75531-00-003 | DINUBA UNIFIED | TULARE |
| SFP - Career Tech | 55/70532-00-002 | DIXON UNIFIED | SOLANO |
| SFP - Career Tech | 55/67314-00-002 | ELK GROVE UNIFIED | SACRAMENTO |
| SFP - Career Tech | 55/75515-00-001 | EUREKA CITY UNIFIED | HUMBOLDT |
| SFP - Career Tech | 55/72454-00-001 | FILLMORE UNIFIED | VENTURA |
| SFP - Career Tech | 55/73809-00-001 | FIREBAUGH-LAS DELTAS UNIFIED | FRESNO |
| SFP - Career Tech | 59/73809-00-002 | FIREBAUGH-LAS DELTAS UNIFIED | FRESNO |
| SFP - Career Tech | 55/10108-00-001 | FRESNO COUNTY OFFICE OF EDUCATION | FRESNO |
| SFP - Career Tech | 55/10108-00-002 | FRESNO COUNTY OFFICE OF EDUCATION | FRESNO |
| SFP - Career Tech | 55/62166-00-002 | FRESNO UNIFIED | FRESNO |
| SFP - Career Tech | 55/62166-00-003 | FRESNO UNIFIED | FRESNO |
| SFP - Career Tech | 55/62166-00-004 | FRESNO UNIFIED | FRESNO |
| SFP - Career Tech | 55/62166-00-005 | FRESNO UNIFIED | FRESNO |
| SFP - Career Tech | 59/62166-00-002 | FRESNO UNIFIED | FRESNO |
| SFP - Career Tech | 59/62166-00-004 | FRESNO UNIFIED | FRESNO |
| SFP - Career Tech | 55/67355-00-003 | GALT JOINT UNION HIGH | SACRAMENTO |
| SFP - Career Tech | 55/75580-00-001 | GOLDEN VALLEY UNIFIED | MADERA |
| SFP - Career Tech | 55/75580-00-002 | GOLDEN VALLEY UNIFIED | MADERA |
| SFP - Career Tech | 55/73650-00-003 | IRVINE UNIFIED | ORANGE |
| SFP - Career Tech | 55/73999-00-002 | KERMAN UNIFIED | FRESNO |
| SFP - Career Tech | 55/73999-00-003 | KERMAN UNIFIED | FRESNO |
| SFP - Career Tech | 55/63529-00-005 | KERN HIGH | KERN |
| SFP - Career Tech | 55/63529-00-006 | KERN HIGH | KERN |
| SFP - Career Tech | 55/63529-00-007 | KERN HIGH | KERN |
| SFP - Career Tech | 55/63529-00-008 | KERN HIGH | KERN |
| SFP - Career Tech | 55/63529-00-009 | KERN HIGH | KERN |
| SFP - Career Tech | 55/63529-00-010 | KERN HIGH | KERN |
| SFP - Career Tech | 55/63529-00-011 | KERN HIGH | KERN |
| SFP - Career Tech | 55/63529-00-012 | KERN HIGH | KERN |
| SFP - Career Tech | 55/63529-00-013 | KERN HIGH | KERN |
| SFP - Career Tech | 55/63529-00-014 | KERN HIGH | KERN |
| SFP - Career Tech | 55/63529-00-015 | KERN HIGH | KERN |
| SFP - Career Tech | 55/63529-00-016 | KERN HIGH | KERN |
| SFP - Career Tech | 55/73916-00-001 | LAYTONVILLE UNIFIED | MENDOCINO |
| SFP - Career Tech | 59/64733-00-029 | LOS ANGELES UNIFIED | LOS ANGELES |
| SFP - Career Tech | 55/68759-00-003 | LUCIA MAR UNIFIED | SAN LUIS OBISPO |
| SFP - Career Tech | 55/65243-00-003 | MADERA UNIFIED | MADERA |
| SFP - Career Tech | 55/65243-00-004 | MADERA UNIFIED | MADERA |
| SFP - Career Tech | 55/75523-00-004 | PORTERVILLE UNIFIED | TULARE |
| SFP - Career Tech | 55/71639-00-001 | RED BLUFF JOINT UNION HIGH | TEHAMA |
| SFP - Career Tech | 55/67876-00-001 | SAN BERNARDINO CITY UNIFIED | SAN BERNARDINO |
| SFP - Career Tech | 55/68338-03-002 | SAN DIEGO UNIFIED | SAN DIEGO |
| SFP - Career Tech | 55/68338-06-001 | SAN DIEGO UNIFIED | SAN DIEGO |
| SFP - Career Tech | 59/68338-01-001 | SAN DIEGO UNIFIED | SAN DIEGO |
| SFP - Career Tech | 59/68809-00-004 | SAN LUIS COASTAL UNIFIED | SAN LUIS OBISPO |
| SFP - Career Tech | 59/68809-00-005 | SAN LUIS COASTAL UNIFIED | SAN LUIS OBISPO |
| SFP - Career Tech | 59/68809-00-006 | SAN LUIS COASTAL UNIFIED | SAN LUIS OBISPO |
| SFP - Career Tech | 55/62414-00-001 | SANGER UNIFIED | FRESNO |
| SFP - Career Tech | 55/76786-00-001 | SANTA BARBARA UNIFIED | SANTA BARBARA |
| SFP - Career Tech | 55/76786-00-002 | SANTA BARBARA UNIFIED | SANTA BARBARA |
| SFP - Career Tech | 55/69310-00-002 | SANTA MARIA JOINT UNION HIGH | SANTA BARBARA |
| SFP - Career Tech | 55/70466-00-003 | SISKIYOU UNION HIGH | SISKIYOU |
| SFP - Career Tech | 55/68841-00-001 | TEMPLETON UNIFIED | SAN LUIS OBISPO |
| SFP - Career Tech | 55/75242-02-001 | VAL VERDE UNIFIED | RIVERSIDE |
| SFP - Career Tech | 59/72694-00-001 | WASHINGTON UNIFIED | YOLO |
| SFP - Career Tech | 55/65094-00-001 | WEST COVINA UNIFIED | LOS ANGELES |
| SFP - Career Tech | 55/66951-00-001 | WESTERN PLACER UNIFIED | PLACER |
| SFP - Career Tech | 55/65136-00-001 | WILLIAM S. HART UNION HIGH | LOS ANGELES |
| SFP - Charter Schools | 54/67991-00-001 | CAJON VALLEY UNION ELEMENTARY | SAN DIEGO |
| SFP - Charter Schools | 54/67991-00-002 | CAJON VALLEY UNION ELEMENTARY | SAN DIEGO |
| SFP - Charter Schools | 54/67991-00-003 | CAJON VALLEY UNION ELEMENTARY | SAN DIEGO |
| SFP - Charter Schools | 54/69427-00-006 | EAST SIDE UNION HIGH | SANTA CLARA |
| SFP - Charter Schools | 54/69427-00-005 | EAST SIDE UNION HIGH | SANTA CLARA |
| SFP - Charter Schools | 54/61192-02-003 | HAYWARD UNIFIED | ALAMEDA |
| SFP - Charter Schools | 54/61192-02-004 | HAYWARD UNIFIED | ALAMEDA |
| SFP - Charter Schools | 54/69229-00-001 | LOMPOC UNIFIED | SANTA BARBARA |

WITHDRAWN

ATTACHMENT A
Approved Consent Items on 10/24/2018

| Program | Application Number | District | County |
|-----------------------|--------------------|-----------------------------------|-----------------|
| SFP - Charter Schools | 54/64733-00-101 | LOS ANGELES UNIFIED | LOS ANGELES |
| SFP - Charter Schools | 54/64733-00-102 | LOS ANGELES UNIFIED | LOS ANGELES |
| SFP - Charter Schools | 54/65532-00-001 | MARIPOSA COUNTY UNIFIED | MARIPOSA |
| SFP - Charter Schools | 54/69583-00-002 | MORGAN HILL UNIFIED | SANTA CLARA |
| SFP - Charter Schools | 54/61259-00-006 | OAKLAND UNIFIED | ALAMEDA |
| SFP - Charter Schools | 54/61259-00-011 | OAKLAND UNIFIED | ALAMEDA |
| SFP - Charter Schools | 54/61259-09-006 | OAKLAND UNIFIED | ALAMEDA |
| SFP - Charter Schools | 54/61259-09-007 | OAKLAND UNIFIED | ALAMEDA |
| SFP - Charter Schools | 54/61259-09-008 | OAKLAND UNIFIED | ALAMEDA |
| SFP - Charter Schools | 54/61259-09-009 | OAKLAND UNIFIED | ALAMEDA |
| SFP - Charter Schools | 54/61259-12-005 | OAKLAND UNIFIED | ALAMEDA |
| SFP - Charter Schools | 54/61259-12-006 | OAKLAND UNIFIED | ALAMEDA |
| SFP - Charter Schools | 54/61259-13-002 | OAKLAND UNIFIED | ALAMEDA |
| SFP - Charter Schools | 54/61259-13-003 | OAKLAND UNIFIED | ALAMEDA |
| SFP - Charter Schools | 54/61259-13-004 | OAKLAND UNIFIED | ALAMEDA |
| SFP - Charter Schools | 54/61259-13-005 | OAKLAND UNIFIED | ALAMEDA |
| SFP - Charter Schools | 54/61259-13-006 | OAKLAND UNIFIED | ALAMEDA |
| SFP - Charter Schools | 54/70847-00-005 | OLD ADOBE UNION ELEMENTARY | SONOMA |
| SFP - Charter Schools | 54/67439-00-007 | SACRAMENTO CITY UNIFIED | SACRAMENTO |
| SFP - Charter Schools | 54/67439-00-008 | SACRAMENTO CITY UNIFIED | SACRAMENTO |
| SFP - Charter Schools | 54/67876-00-004 | SAN BERNARDINO CITY UNIFIED | SAN BERNARDINO |
| SFP - Charter Schools | 54/68338-00-003 | SAN DIEGO UNIFIED | SAN DIEGO |
| SFP - Charter Schools | 54/68338-00-004 | SAN DIEGO UNIFIED | SAN DIEGO |
| SFP - Charter Schools | 54/68338-00-005 | SAN DIEGO UNIFIED | SAN DIEGO |
| SFP - Charter Schools | 54/68338-00-006 | SAN DIEGO UNIFIED | SAN DIEGO |
| SFP - Charter Schools | 54/68338-00-007 | SAN DIEGO UNIFIED | SAN DIEGO |
| SFP - Charter Schools | 54/68338-00-008 | SAN DIEGO UNIFIED | SAN DIEGO |
| SFP - Charter Schools | 54/67447-00-005 | SAN JUAN UNIFIED | SACRAMENTO |
| SFP - Charter Schools | 54/67447-00-006 | SAN JUAN UNIFIED | SACRAMENTO |
| SFP - Charter Schools | 54/75499-00-005 | TRACY JOINT UNIFIED | SAN JOAQUIN |
| SFP - Charter Schools | 54/70581-00-004 | VALLEJO CITY UNIFIED | SOLANO |
| SFP - Charter Schools | 54/70581-00-005 | VALLEJO CITY UNIFIED | SOLANO |
| SFP - Charter Schools | 54/70581-00-006 | VALLEJO CITY UNIFIED | SOLANO |
| SFP - Charter Schools | 54/70581-00-007 | VALLEJO CITY UNIFIED | SOLANO |
| SFP - Charter Schools | 54/72256-00-001 | VISALIA UNIFIED | TULARE |
| SFP - Charter Schools | 54/72256-00-002 | VISALIA UNIFIED | TULARE |
| SFP - Charter Schools | 54/72256-00-003 | VISALIA UNIFIED | TULARE |
| SFP - Charter Schools | 54/72256-00-004 | VISALIA UNIFIED | TULARE |
| SFP - Charter Schools | 54/61796-04-001 | WEST CONTRA COSTA UNIFIED | CONTRA COSTA |
| SFP - Charter Schools | 54/61796-04-002 | WEST CONTRA COSTA UNIFIED | CONTRA COSTA |
| SFP - COS | 53/67314-00-004 | ELK GROVE UNIFIED | SACRAMENTO |
| SFP - COS | 53/64733-00-048 | LOS ANGELES UNIFIED | LOS ANGELES |
| SFP - COS | 53/64733-00-212 | LOS ANGELES UNIFIED | LOS ANGELES |
| SFP - COS | 53/64733-00-483 | LOS ANGELES UNIFIED | LOS ANGELES |
| SFP - COS | 53/64733-00-520 | LOS ANGELES UNIFIED | LOS ANGELES |
| SFP - COS | 53/64733-00-806 | LOS ANGELES UNIFIED | LOS ANGELES |
| SFP - Modernization | 57/61127-00-000 | ALBANY UNIFIED | ALAMEDA |
| SFP - Modernization | 57/68700-00-003 | ATASCADERO UNIFIED | SAN LUIS OBISPO |
| SFP - Modernization | 57/68866-00-012 | BELMONT-REDWOOD SHORES ELEMENTARY | SAN MATEO |
| SFP - Modernization | 57/68866-00-013 | BELMONT-REDWOOD SHORES ELEMENTARY | SAN MATEO |
| SFP - Modernization | 58/75150-00-002 | BIG SUR UNIFIED | MONTEREY |
| SFP - Modernization | 57/71837-00-005 | BURTON | TULARE |
| SFP - Modernization | 57/71837-00-006 | BURTON | TULARE |
| SFP - Modernization | 57/71837-00-007 | BURTON | TULARE |
| SFP - Modernization | 57/73973-00-001 | CENTER JOINT UNIFIED | SACRAMENTO |
| SFP - Modernization | 57/73965-00-008 | CENTRAL UNIFIED | FRESNO |
| SFP - Modernization | 57/62117-00-034 | CLOVIS UNIFIED | FRESNO |
| SFP - Modernization | 57/62117-00-035 | CLOVIS UNIFIED | FRESNO |
| SFP - Modernization | 57/62117-00-036 | CLOVIS UNIFIED | FRESNO |
| SFP - Modernization | 57/62117-00-037 | CLOVIS UNIFIED | FRESNO |
| SFP - Modernization | 57/62117-00-038 | CLOVIS UNIFIED | FRESNO |
| SFP - Modernization | 57/67686-00-011 | COLTON JOINT UNIFIED | SAN BERNARDINO |
| SFP - Modernization | 57/67686-00-012 | COLTON JOINT UNIFIED | SAN BERNARDINO |
| SFP - Modernization | 57/67686-00-013 | COLTON JOINT UNIFIED | SAN BERNARDINO |
| SFP - Modernization | 57/67686-00-014 | COLTON JOINT UNIFIED | SAN BERNARDINO |
| SFP - Modernization | 57/67686-00-015 | COLTON JOINT UNIFIED | SAN BERNARDINO |
| SFP - Modernization | 57/67686-00-016 | COLTON JOINT UNIFIED | SAN BERNARDINO |
| SFP - Modernization | 57/67686-00-017 | COLTON JOINT UNIFIED | SAN BERNARDINO |
| SFP - Modernization | 58/61820-00-001 | DEL NORTE COUNTY UNIFIED | DEL NORTE |
| SFP - Modernization | 58/61820-00-003 | DEL NORTE COUNTY UNIFIED | DEL NORTE |
| SFP - Modernization | 57/67058-00-016 | DESERT SANDS UNIFIED | RIVERSIDE |
| SFP - Modernization | 57/67058-00-017 | DESERT SANDS UNIFIED | RIVERSIDE |
| SFP - Modernization | 57/75531-00-009 | DINUBA UNIFIED | TULARE |
| SFP - Modernization | 57/69427-00-035 | EAST SIDE UNION HIGH | SANTA CLARA |
| SFP - Modernization | 57/67314-00-000 | ELK GROVE UNIFIED | SACRAMENTO |

WITHDRAWN

ATTACHMENT A
Approved Consent Items on 10/24/2018

| Program | Application Number | District | County |
|------------------------|--------------------|-----------------------------------|----------------|
| SFP - Modernization | 57/68502-00-002 | ESCALON UNIFIED | SAN JOAQUIN |
| SFP - Modernization | 58/68098-00-001 | ESCONDIDO UNION ELEMENTARY | SAN DIEGO |
| SFP - Modernization | 57/75325-00-001 | FARMERSVILLE UNIFIED | TULARE |
| SFP - Modernization | 57/66837-00-001 | FORESTHILL UNION ELEMENTARY | PLACER |
| SFP - Modernization | 58/62810-00-001 | FORTUNA UNION HIGH | HUMBOLDT |
| SFP - Modernization | 57/69468-00-014 | FREMONT UNION HIGH | SANTA CLARA |
| SFP - Modernization | 57/69468-00-015 | FREMONT UNION HIGH | SANTA CLARA |
| SFP - Modernization | 57/68130-00-000 | GROSSMONT UNION HIGH | SAN DIEGO |
| SFP - Modernization | 57/70722-00-001 | GUERNEVILLE ELEMENTARY | SONOMA |
| SFP - Modernization | 57/66076-00-001 | LAGUNITA ELEMENTARY | MONTEREY |
| SFP - Modernization | 57/65367-00-005 | LARKSPUR-CORTE MADERA | MARIN |
| SFP - Modernization | 57/71993-00-004 | LINDSAY UNIFIED | TULARE |
| SFP - Modernization | 57/64725-00-017 | LONG BEACH UNIFIED | LOS ANGELES |
| SFP - Modernization | 57/64725-00-018 | LONG BEACH UNIFIED | LOS ANGELES |
| SFP - Modernization | 58/64733-00-002 | LOS ANGELES UNIFIED | LOS ANGELES |
| SFP - Modernization | 58/64733-00-003 | LOS ANGELES UNIFIED | LOS ANGELES |
| SFP - Modernization | 57/71571-00-001 | LOS MOLINOS UNIFIED | TEHAMA |
| SFP - Modernization | 57/71571-00-002 | LOS MOLINOS UNIFIED | TEHAMA |
| SFP - Modernization | 57/71571-00-003 | LOS MOLINOS UNIFIED | TEHAMA |
| SFP - Modernization | 57/61739-00-008 | MARTINEZ UNIFIED | CONTRA COSTA |
| SFP - Modernization | 57/65391-00-007 | MILL VALLEY ELEMENTARY | MARIN |
| SFP - Modernization | 57/65391-00-008 | MILL VALLEY ELEMENTARY | MARIN |
| SFP - Modernization | 57/65391-00-000 | MILL VALLEY ELEMENTARY | MARIN |
| SFP - Modernization | 57/67124-00-000 | MORENO VALLEY UNIFIED | RIVERSIDE |
| SFP - Modernization | 57/61929-00-003 | MOTHER LODGE UNION ELEMENTARY | EL DORADO |
| SFP - Modernization | 57/61929-00-004 | MOTHER LODGE UNION ELEMENTARY | EL DORADO |
| SFP - Modernization | 57/63685-00-009 | MUROC JOINT UNIFIED | KERN |
| SFP - Modernization | 58/63685-00-001 | MUROC JOINT UNIFIED | KERN |
| SFP - Modernization | 57/66597-00-034 | NEWPORT-MESA UNIFIED | ORANGE |
| SFP - Modernization | 57/63693-00-001 | NORRIS | KERN |
| SFP - Modernization | 57/66621-00-053 | ORANGE UNIFIED | ORANGE |
| SFP - Modernization | 57/67173-00-007 | PALM SPRINGS UNIFIED | RIVERSIDE |
| SFP - Modernization | 57/67173-00-008 | PALM SPRINGS UNIFIED | RIVERSIDE |
| SFP - Modernization | 57/67173-00-000 | PALM SPRINGS UNIFIED | RIVERSIDE |
| SFP - Modernization | 57/72041-00-000 | PIXLEY UNION ELEMENTARY | TULARE |
| SFP - Modernization | 57/66647-00-035 | PLACENTIA-YORBA LINDA UNIFIED | ORANGE |
| SFP - Modernization | 57/62638-00-001 | PLAZA ELEMENTARY | GLENN |
| SFP - Modernization | 57/72058-00-002 | PLEASANT VIEW ELEMENTARY | TULARE |
| SFP - Modernization | 58/66969-00-002 | PLUMAS UNIFIED | PLUMAS |
| SFP - Modernization | 57/64907-00-024 | POMONA UNIFIED | LOS ANGELES |
| SFP - Modernization | 57/64907-00-025 | POMONA UNIFIED | LOS ANGELES |
| SFP - Modernization | 57/67850-00-000 | RIALTO UNIFIED | SAN BERNARDINO |
| SFP - Modernization | 57/67868-00-007 | RIM OF THE WORLD UNIFIED | SAN BERNARDINO |
| SFP - Modernization | 57/73635-00-033 | SADDLEBACK VALLEY UNIFIED | ORANGE |
| SFP - Modernization | 57/68478-00-047 | SAN FRANCISCO UNIFIED | SAN FRANCISCO |
| SFP - Modernization | 57/68478-00-048 | SAN FRANCISCO UNIFIED | SAN FRANCISCO |
| SFP - Modernization | 57/76786-00-004 | SANTA BARBARA UNIFIED | SANTA BARBARA |
| SFP - Modernization | 57/76786-00-005 | SANTA BARBARA UNIFIED | SANTA BARBARA |
| SFP - Modernization | 57/76786-00-000 | SANTA BARBARA UNIFIED | SANTA BARBARA |
| SFP - Modernization | 57/66696-00-004 | SAVANNA ELEMENTARY | ORANGE |
| SFP - Modernization | 58/10488-00-001 | SOLANO COUNTY OFFICE OF EDUCATION | SOLANO |
| SFP - Modernization | 57/10488-00-031 | SOLANO COUNTY OFFICE OF EDUCATION | SOLANO |
| SFP - Modernization | 57/10488-00-030 | SOLANO COUNTY OFFICE OF EDUCATION | SOLANO |
| SFP - Modernization | 57/71290-00-008 | SYLVAN UNION ELEMENTARY | STANISLAUS |
| SFP - Modernization | 57/72207-00-002 | THREE RIVERS UNION ELEMENTARY | TULARE |
| SFP - Modernization | 57/63057-00-001 | TRINIDAD UNION ELEMENTARY | HUMBOLDT |
| SFP - Modernization | 57/73643-00-021 | TUSTIN UNIFIED | ORANGE |
| SFP - Modernization | 58/68437-00-001 | VALLECITOS | SAN DIEGO |
| SFP - Modernization | 57/72256-00-020 | VISALIA UNIFIED | TULARE |
| SFP - Modernization | 58/61796-00-011 | WEST CONTRA COSTA UNIFIED | CONTRA COSTA |
| SFP - Modernization | 57/61796-00-048 | WEST CONTRA COSTA UNIFIED | CONTRA COSTA |
| SFP - Modernization | 57/61796-00-049 | WEST CONTRA COSTA UNIFIED | CONTRA COSTA |
| SFP - Modernization | 57/62539-00-001 | WEST PARK ELEMENTARY | FRESNO |
| SFP - New Construction | 50/10033-00-003 | AMADOR COUNTY OFFICE OF EDUCATION | AMADOR |
| SFP - New Construction | 50/10033-00-004 | AMADOR COUNTY OFFICE OF EDUCATION | AMADOR |
| SFP - New Construction | 50/68866-00-005 | BELMONT-REDWOOD SHORES ELEMENTARY | SAN MATEO |
| SFP - New Construction | 50/71837-00-014 | BURTON | TULARE |
| SFP - New Construction | 50/73551-00-016 | CARLSBAD UNIFIED | SAN DIEGO |
| SFP - New Construction | 50/67652-00-015 | CHAFFEY JOINT UNION HIGH | SAN BERNARDINO |
| SFP - New Construction | 50/75606-00-001 | CHAWANAKEE UNIFIED | MADERA |
| SFP - New Construction | 50/62117-00-017 | CLOVIS UNIFIED | FRESNO |
| SFP - New Construction | 50/62117-00-018 | CLOVIS UNIFIED | FRESNO |
| SFP - New Construction | 50/67686-00-028 | COLTON JOINT UNIFIED | SAN BERNARDINO |
| SFP - New Construction | 50/67033-00-037 | CORONA-NORCO UNIFIED | RIVERSIDE |
| SFP - New Construction | 50/67033-00-038 | CORONA-NORCO UNIFIED | RIVERSIDE |

ATTACHMENT A
Approved Consent Items on 10/24/2018

| Program | Application Number | District | County |
|---------------------------------|--------------------|-------------------------------------|---------------|
| SFP - New Construction | 50/67058-00-027 | DESERT SANDS UNIFIED | RIVERSIDE |
| SFP - New Construction | 50/75093-00-009 | DUBLIN UNIFIED | ALAMEDA |
| SFP - New Construction | 51/68114-00-003 | FALLBROOK UNION ELEMENTARY | SAN DIEGO |
| SFP - New Construction | 50/69468-01-001 | FREMONT UNION HIGH | SANTA CLARA |
| SFP - New Construction | 50/69468-01-002 | FREMONT UNION HIGH | SANTA CLARA |
| SFP - New Construction | 50/62166-00-027 | FRESNO UNIFIED | FRESNO |
| SFP - New Construction | 50/62166-00-028 | FRESNO UNIFIED | FRESNO |
| SFP - New Construction | 50/68130-12-006 | GROSSMONT UNION HIGH | SAN DIEGO |
| SFP - New Construction | 50/68130-14-004 | GROSSMONT UNION HIGH | SAN DIEGO |
| SFP - New Construction | 50/63131-00-006 | HEBER ELEMENTARY | IMPERIAL |
| SFP - New Construction | 50/73650-00-018 | IRVINE UNIFIED | ORANGE |
| SFP - New Construction | 50/73650-00-019 | IRVINE UNIFIED | ORANGE |
| SFP - New Construction | 50/61697-00-002 | JOHN SWETT UNIFIED | CONTRA COSTA |
| SFP - New Construction | 50/66076-00-002 | LAGUNITA ELEMENTARY | MONTEREY |
| SFP - New Construction | 50/64725-05-001 | LONG BEACH UNIFIED | LOS ANGELES |
| SFP - New Construction | 50/64733-00-117 | LOS ANGELES UNIFIED | LOS ANGELES |
| SFP - New Construction | 50/65755-00-008 | LOS BANOS UNIFIED | MERCED |
| SFP - New Construction | 50/65755-00-000 | LOS BANOS UNIFIED | MERCED |
| SFP - New Construction | 50/63610-00-001 | MAPLE ELEMENTARY | KERN |
| SFP - New Construction | 50/61739-00-002 | MARTINEZ UNIFIED | CONTRA COSTA |
| SFP - New Construction | 50/75127-00-004 | MENDOTA UNIFIED | FRESNO |
| SFP - New Construction | 50/65789-00-006 | MERCED UNION HIGH | MERCED |
| SFP - New Construction | 50/10272-00-011 | MONTEREY COUNTY OFFICE OF EDUCATION | MONTEREY |
| SFP - New Construction | 51/63685-00-001 | MUROC JOINT UNIFIED | KERN |
| SFP - New Construction | 51/63685-00-002 | MUROC JOINT UNIFIED | KERN |
| SFP - New Construction | 51/63685-00-003 | MUROC JOINT UNIFIED | KERN |
| SFP - New Construction | 50/71217-00-009 | PATTERSON JOINT UNIFIED | STANISLAUS |
| SFP - New Construction | 50/66647-00-036 | PLACENTIA-YORBA LINDA UNIFIED | ORANGE |
| SFP - New Construction | 50/61804-02-007 | SAN RAMON VALLEY UNIFIED | CONTRA COSTA |
| SFP - New Construction | 50/69310-00-004 | SANTA MARIA JOINT UNION HIGH | SANTA BARBARA |
| SFP - New Construction | 50/72249-00-002 | TULARE JOINT UNION HIGH | TULARE |
| SFP - New Construction | 50/72256-00-027 | VISALIA UNIFIED | TULARE |
| SFP - New Construction | 50/75358-00-015 | WINDSOR UNIFIED | SONOMA |
| SFP - New Construction | 50/10587-00-001 | YUBA COUNTY OFFICE OF EDUCATION | YUBA |
| SFP - New Construction | 50/10587-00-002 | YUBA COUNTY OFFICE OF EDUCATION | YUBA |
| SFP - New Construction | 50/10587-00-003 | YUBA COUNTY OFFICE OF EDUCATION | YUBA |
| SFP - New Construction | 50/10587-00-004 | YUBA COUNTY OFFICE OF EDUCATION | YUBA |
| SFP - New Construction | 50/10587-00-005 | YUBA COUNTY OFFICE OF EDUCATION | YUBA |
| SFP - New Construction | 50/10587-00-006 | YUBA COUNTY OFFICE OF EDUCATION | YUBA |
| SFP - New Construction | 50/10587-00-007 | YUBA COUNTY OFFICE OF EDUCATION | YUBA |
| SFP - New Construction | 50/10587-00-008 | YUBA COUNTY OFFICE OF EDUCATION | YUBA |
| SFP - Overcrowding Relief Grant | 56/64733-00-015 | LOS ANGELES UNIFIED | LOS ANGELES |

EXECUTIVE OFFICER STATEMENT
State Allocation Board Meeting, December 11, 2018

PARADISE UNIFIED SCHOOL DISTRICT

The Paradise Unified School District in Butte County recently experienced devastating losses to their community and multiple school sites as a result of the Camp Fire. OPSC is recommending immediate apportionment of a reimbursement project previously scheduled for unfunded approval in this agenda. The apportionment will make cash available to the District immediately, rather than waiting for a spring bond sale.

PRIORITY FUNDING APPORTIONMENTS

At the October 24, 2018 meeting, the State Allocation Board (Board) approved \$441.9 million in priority funding apportionments for 226 projects representing 105 school districts. Of the 226 projects that received an Apportionment 204 are required to submit a valid *Fund Release Authorization* (Form SAB 50-05) containing an original signature of an Authorized District Representative by close of business on **Tuesday, January 22, 2019** to the Office of Public School Construction (OPSC).

As of November 30, 2018, OPSC has received 68 of the required 204 Forms SAB 50-05 for a total of \$132.9 million. In addition, OPSC released funds for 20 projects in the amount of \$8.8 million that did not require a Form SAB 50-05.

If an applicant does not submit a valid fund release request by close of business **January 22, 2019**, the project will be given an occurrence and will receive a new Unfunded Approval date of January 22, 2019. If a second occurrence is received, the project will be rescinded without further action by the Board.

CURRENT PRIORITY FUNDING FILING ROUND

The current priority funding filing period began on November 14, 2018 and will close on December 13, 2018. Priority funding requests with an original signature of an Authorized District Representative must be physically received by OPSC before the close of business on December 13, 2018. These requests will be valid from January 1, 2019 through June 30, 2019.

Requirements for Participation in Priority Funding

OPSC reminds school districts that the requirements for Participation in the Priority Funding Process are in effect (School Facility Program Regulation Section 1859.90.3). There are two ways for a school district to not participate in the priority funding process as follows:

- Not submit a valid priority funding request in the 30-day filing period, or
- Submit a valid priority funding request but fail to submit a valid Form SAB 50-05 to request the release of funds after the Board approves an apportionment.

The second time that either of these occurs, the funding for the project will be rescinded without further action by the Board. For additional information, please refer to the [Procedures for School Facility Program Funding](#).

UPCOMING JOINT AGENCY WORKSHOPS

OPSC and the Education Audit Appeals Panel (EAAP) are conducting free workshops to provide information to Certified Public Accountant (CPA) firms and Local Education Agencies (LEA) regarding the new performance audit process which began July 1, 2018 for all SFP projects funded on or after April 1, 2017 as required by Education Code Section 41024.

UPCOMING JOINT AGENCY WORKSHOPS (cont.)

Audit training will be provided related to audit procedures to perform and audit reports to prepare with Generally Accepted Government Auditing Standards (GAGAS), also known as Yellow Book, performance audit standards and the audit instructions contained in the “2018-19 Guide for Annual Audits of K-12 Local Education Agencies and State Compliance Reporting – Appendix B” contained on the California Education Audit Appeals Panel website (www.eaap.ca.gov). CPAs who attend the training will receive 4 hours of continuing professional education (CPE).

Monday, January 7, 2019 – 10:00 a.m. – 3:00 p.m. – Downey, CA – Audit Training

Wednesday, January 16, 2019 – 10:00 a.m. – 3:00 p.m. – West Sacramento, CA – Audit Training

Tuesday, January 29, 2019 – 10:00 a.m. – 3:00 p.m. – El Cajon, CA – Audit Training

NEXT STATE ALLOCATION BOARD MEETING

Included in the Reports section of this Agenda, OPSC has published a calendar of tentative meeting dates of the Board for 2019.

The next meeting is scheduled for January 23, 2019, at 4:00 pm

State of California
State Allocation Board
School Facility Program

This Resolution of the State Allocation Board (hereafter referred to as the "Board") is applicable to the appropriate sections of the Education Code and is described and filed in the office of the Executive Officer and will be made available to all interested parties as the Resolution pertains to the documents attached hereto. Said documents were acted upon by the Board at its meeting on December 11, 2018.

WHEREAS, the Board has previously approved or determined to be approvable a number of projects for construction or modernization eligibility of facilities for school districts and is making apportionments and/or unfunded approvals for the grant amounts for projects that meet the Board's criteria for the apportionment of grants pursuant to Education Code Sections 17072.10, 17078.52, 17078.70, 17079 or 17074.10 or Board Regulations 1859.81.1 or 1859.83;

WHEREAS, Treasury Regulations Section 1.150-2 require the State (on whose behalf the Board is acting) to declare its reasonable intent to provide grant funding to school districts, in accordance with Board policy and law, for costs of the projects with proceeds of State bonds;

NOW THEREFORE, BE IT RESOLVED:

1. This Resolution is adopted by the Board for the purposes of establishing compliance with Treasury Regulations Section 1.150-2, and this Resolution does not bind the Board to make any additional apportionment, or bind the State to incur any indebtedness.
2. The Board anticipates that some or all of the school districts listed on the list of "Projects" referred to in this Resolution will pay certain capital expenditures in connection with some or all of the project costs prior to the issuance of bonds by the State to pay for the grants for the projects. The reimbursement of such costs is consistent with the State's budgetary and financial circumstances, and in accordance with Board policy, as no other funds or accounts of the State have been budgeted or are available to pay the costs of the projects on either a short-term or a long-term basis.
3. The Board, acting on behalf of the State, hereby declares that it is the State's official intent to use proceeds of general obligation bonds that may become available for such purpose, consistent with the requirements of law that are in effect at the time the funds are available, to provide grants in accordance with applicable laws and regulations.
4. This Resolution shall be continuously available for inspection by the general public during normal business hours at the offices of the Board at 707 3rd Street, West Sacramento, California, commencing within one week after the date of enactment of this Resolution.
5. Any eligibility determination does not constitute a commitment of future funding by the Board.

I, the undersigned, duly authorized as the Executive Officer of the State Allocation Board, do hereby certify the foregoing to be true and correct, and that this Resolution was adopted at a meeting of said Board on December 11, 2018 at Sacramento, California.



Lisa Silverman
Executive Officer
State Allocation Board

REPORT OF THE EXECUTIVE OFFICER
State Allocation Board Meeting, December 11, 2018

SCHOOL FACILITY PROGRAM

PURPOSE OF REPORT

To present the Districts' requests for School Facility Program (SFP) eligibility approval.

DESCRIPTION

The school districts shown in the following section have complied with State Allocation Board (Board) regulations regarding new construction or modernization eligibility determinations for the projects listed.

RECOMMENDATIONS

1. Approve the eligibility determinations for the districts/projects shown on the Attachment.
2. Provide that this approval of eligibility determination for the districts/projects listed does not constitute a commitment for future funding by the Board.
3. For purposes of any application for funding, provide that the district must comply with all requirements of law and regulations pertaining to the SFP.

ELIGIBILITY APPROVALS
MODERNIZATION

| <u>District</u> | <u>School Name</u> | <u>County</u> | <u>Application Number</u> <u>57/</u> | <u>Justification Document</u> <u>Date</u> | <u>K-6</u> | <u>Site</u> <u>Baseline Eligibility</u> | | | |
|-------------------------|---------------------|---------------|---|--|------------|--|-------------|-------------------|---------------|
| | | | | | | <u>7-8</u> | <u>9-12</u> | <u>Non Severe</u> | <u>Severe</u> |
| Castaic Union | Live Oak Elementary | Los Angeles | 64345-00-000 | 2/21/2013 | 575 | 0 | 0 | 0 | 0 |
| Temecula Valley Unified | Margarita Middle | Riverside | 75192-00-000 | 12/18/2012 | 0 | 405 | 0 | 0 | 0 |

REPORT OF THE EXECUTIVE OFFICER
State Allocation Board Meeting, December 11, 2018

SCHOOL FACILITY PROGRAM

PURPOSE OF REPORT

To adjust the baseline eligibility for new construction and modernization projects under the Leroy F. Greene School Facilities Act of 1998.

DESCRIPTION

The districts listed on Attachment A have received eligibility approval for new construction. There has been a change in their baseline in accordance with the California Code of Regulations relating to the Leroy F. Greene School Facilities Act of 1998, Section 1859.51.

The districts listed on Attachment B have received eligibility approval for modernization. There has been a change in their baseline in accordance with the California Code of Regulations relating to the Leroy F. Greene School Facilities Act of 1998, Section 1859.61.

RECOMMENDATIONS

1. Approve an adjustment to the new construction eligibility baseline determination as shown on Attachment A.
2. Approve an adjustment to the modernization eligibility baseline determination as shown on Attachment B.
3. Provide that this approval of adjusted eligibility determination does not constitute a commitment for future funding by the State Allocation Board.

KEY TO ADJUSTMENTS:**NEW CONSTRUCTION ONLY:**

- (a) Reduced by the number of pupils provided grants in a new construction School Facility Program (SFP) project and by the number of pupils that received a Preliminary Apportionment pursuant to Section 1859.140 or a Preliminary Charter School Apportionment pursuant to Regulation Section 1859.162.2.
- (b) Reduced by the number of pupils housed, based on the loading standards pursuant to Ed. Code Section 17071.25(a)(2)(A), in a new construction LPP project funded under the provisions of the LPP pursuant to Regulation Section 1859.12 or 1859.13.
- (c) Reduced by the number of pupils housed in additional classrooms constructed or purchased based on the loading standards, pursuant to Ed. Code Section 17071.25(a)(2)(A), in a modernization SFP project.
- (d) Adjusted as a result of audit findings made pursuant to Regulation Sections 1859.90 and 1859.105.
- (e) Increased/decreased by changes in projected enrollment in subsequent enrollment reporting years, except as provided in (j) below.
- (f) Adjusted as a result of errors or omissions by the district or by the Office of Public School Construction (OPSC).
- (g) Adjusted as result of amendments to the SFP Regulations that affect the eligibility.
- (h) Increased by the number of pupils eligible for grants pursuant to Regulation Section 1859.82(a).
- (i) Reduced by the number of pupils housed in classrooms provided after the baseline eligibility was determined by the State Allocation Board, with 12 exceptions at Regulation Section 1859.51(i).
- (j) For Small School Districts, following a 3-year period after the district's eligibility was approved by the Board, decreased by any reduction in projected enrollment, and by any increase in pupils in the latest CDE operational grant report per Ed. Code Sec. 42268.
- (k) Adjusted for any changes in classroom inventory as a result of a reorganization election.
- (l) For classroom loading standards adopted by the Board for non-severely and severely disabled individuals with exceptional needs.
- (m) As directed by the SAB due to finding a Material Inaccuracy pursuant to Section 1859.104.1.
- (n) Increased by the number of pupils that received a Preliminary Apportionment that was rescinded pursuant to Section 1859.148 or a Preliminary Charter School Apportionment that was rescinded pursuant to Section 1859.166.
- (o) Adjusted for operational grant changes as determined/provided by the California Department of Education.
- (p) For High School Attendance Area (HSAA) districts with Preliminary Apportionments within the 2002 or 2004 Critically Overcrowded School Facilities Account, adjusted in accordance with Regulation Section 1859.51(p)(1), (2), or (3).
- (q) Adjusted by the difference between the Alternative Enrollment Projection for the current enrollment reporting year and the projected enrollment determined pursuant to Section 1859.42 for the current enrollment reporting year, or by the eligibility remaining from this calculation that can no longer be utilized if the funds made available pursuant to EC Section 17071.75(a)(1)(A) have been exhausted.
- (r) Adjusted per Ed. Code Sec. 17071.75(b)(2) by the number of pupils housed, based on the loading standards per Ed. Code Sec. 17071.25(a)(2)(A), in any classroom(s) where title was relinquished to the School District receiving the transferred classrooms.

MODERNIZATION ONLY:

- (a) Reduced by the number of pupils provided grants in a modernization SFP project or CSFP Rehabilitation project at the specific site.
- (b) Reduced by the number of pupils housed, based on the loading standard pursuant to EC Section 17071.25(a)(2), in a modernization LPP project funded under the LPP pursuant to Regulation Section 1859.14 and 1859.15.
- (c) Increased by changes in projected enrollment in subsequent enrollment reporting years.
- (d) (1) Increased for additional facilities not previously modernized with State funds, that become 25 years old, if permanent, or 20 years old, if portable or, (2) as a result of audit findings made pursuant to Regulation Sections 1859.90 and 1859.105.
- (e) Adjusted as a result of errors or omissions by the district or by the OPSC.
- (f) Adjusted as result of amendments to the Subgroup 5.5 Regulations that affect the eligibility.
- (g) For classroom loading standards adopted by the Board for non-severely and severely disabled individuals with exceptional needs.
- (h) As directed by the SAB due to finding a Material Inaccuracy pursuant to Regulation Section 1859.104.1.
- (i) Increased for facilities previously modernized with State funds, which qualify for an additional modernization apportionment pursuant to Regulation Section 1859.78.8.
- (j) Adjusted as a result of the Reconfiguration of an existing high school under the Small High School Program.
- (k) Decreased for facilities that were deemed eligible for modernization pursuant to Regulation Sections 1859.60 and 1859.61(d) and subsequently replaced, or will be replaced under a signed contract for construction or acquisition of facilities, in a project funded by the district without participation from the State.
- (l) Adjusted as a result of replaced eligible portables funded with the Overcrowding Relief Grant, per Ed. Code Section 17079 et seq.
- (m) Adjusted as a result of classrooms demolished and replaced pursuant to Regulation Section 1859.82.

State Allocation Board Meeting, December 11, 2018

ATTACHMENT A

| District | Attendance Area | County | App. Number 50/ | Type of Adj. | K-6 | 7-8 | 9-12 | Non- Severe | Severe |
|---------------------------------------|-----------------|---------------|--------------------|-----------------|------|------|------|----------------|--------|
| Bakersfield City Elementary | Districtwide | Kern | 63321-00-000 | | | | | | |
| Current Baseline Eligibility | | | | | 3273 | 2241 | 0 | 224 | 596 |
| Adjustment Per This Item | | | | i | -150 | 0 | 0 | 0 | 0 |
| Net Baseline Eligibility | | | | | 3123 | 2241 | 0 | 224 | 596 |
| Carpenteria Unified | Districtwide | Santa Barbara | 69146-00-000 | | | | | | |
| Current Baseline Eligibility | | | | | -905 | -398 | -141 | 27 | -9 |
| Adjustment Per This Item | | | | e | 1172 | 171 | 74 | 19 | 0 |
| Net Baseline Eligibility | | | | | 267 | -227 | -67 | 46 | -9 |
| Heber Elementary | Districtwide | Imperial | 63131-00-000 | | | | | | |
| Current Baseline Eligibility | | | | | 183 | -58 | 0 | 25 | 17 |
| Adjustment Per This Item | | | | e | 255 | 147 | 0 | -39 | 38 |
| Net Baseline Eligibility | | | | | 438 | 89 | 0 | -14 | 55 |
| Hermosa Beach City Elementary | Districtwide | Los Angeles | 64600-00-000 | | | | | | |
| Current Baseline Eligibility | | | | | -331 | -78 | 0 | 13 | 0 |
| Adjustment Per This Item | | | | e | 74 | 56 | 0 | -13 | 14 |
| Net Baseline Eligibility | | | | | -257 | -22 | 0 | 0 | 14 |
| Los Molinos Unified | Districtwide | Tehama | 71571-00-000 | | | | | | |
| Current Baseline Eligibility | | | | | -63 | 44 | -141 | 0 | 0 |
| Adjustment Per This Item | | | | e | 232 | 32 | 38 | 0 | 0 |
| Net Baseline Eligibility | | | | | 169 | 76 | -103 | 0 | 0 |
| Marin County Office of Education | Districtwide | Marin | 10215-00-000 | | | | | | |
| Current Baseline Eligibility | | | | | 0 | 16 | 149 | 147 | 134 |
| Adjustment Per This Item | | | | e | 0 | 0 | -65 | -147 | -9 |
| Net Baseline Eligibility | | | | | 0 | 16 | 84 | 0 | 125 |
| Monson-Sultana Joint Union Elementary | Districtwide | Tulare | 72009-00-000 | | | | | | |
| Current Baseline Eligibility | | | | | 179 | -50 | 0 | 0 | 0 |
| Adjustment Per This Item | | | | e | -16 | -30 | 0 | 0 | 0 |
| Net Baseline Eligibility | | | | | 163 | -80 | 0 | 0 | 0 |
| Rockford Elementary | Districtwide | Tulare | 72090-00-000 | | | | | | |
| Current Baseline Eligibility | | | | | 231 | 38 | 0 | 0 | 0 |

State Allocation Board Meeting, December 11, 2018

ATTACHMENT A

| District | Attendance Area | County | App. Number 50/ | Type of Adj. | K-6 | 7-8 | 9-12 | Non- Severe | Severe |
|---------------------------------|-----------------|--------------|--------------------|-----------------|------|------|------|----------------|--------|
| Adjustment Per This Item | | | | e | -254 | -33 | 0 | 0 | 0 |
| Net Baseline Eligibility | | | | | -23 | 5 | 0 | 0 | 0 |
| San Ramon Valley Unified | Districtwide | Contra Costa | 61804-02-000 | | | | | | |
| Current Baseline Eligibility | | | | | -51 | 160 | 961 | 170 | 83 |
| Adjustment Per This Item | | | | i | 0 | 0 | -162 | 0 | 0 |
| Adjustment Per This Item | | | | i | 0 | -27 | 0 | 0 | 0 |
| Net Baseline Eligibility | | | | | -51 | 133 | 799 | 170 | 83 |
| Sequoia Union Elementary | Districtwide | Tulare | 72116-00-000 | | | | | | |
| Current Baseline Eligibility | | | | | 0 | 0 | 0 | 0 | 0 |
| Adjustment Per This Item | | | | e | 81 | 6 | 0 | 0 | 0 |
| Net Baseline Eligibility | | | | | 81 | 6 | 0 | 0 | 0 |
| Soquel Union Elementary | Districtwide | Santa Cruz | 69849-00-000 | | | | | | |
| Current Baseline Eligibility | | | | | -74 | -153 | 0 | 0 | 0 |
| Adjustment Per This Item | | | | l | 71 | -27 | 0 | -7 | 0 |
| Adjustment Per This Item | | | | e | -2 | -9 | 0 | -8 | 14 |
| Net Baseline Eligibility | | | | | -5 | -189 | 0 | -15 | 14 |
| Sundale Union Elementary | Districtwide | Tulare | 72173-00-000 | | | | | | |
| Current Baseline Eligibility | | | | | 0 | 0 | 0 | 0 | 0 |
| Adjustment Per This Item | | | | e | 253 | 31 | 0 | 0 | 0 |
| Net Baseline Eligibility | | | | | 253 | 31 | 0 | 0 | 0 |

State Allocation Board Meeting, December 11, 2018

ATTACHMENT B

| District | School Name | County | App. Number 57 | Type of Adj. | K-6 | 7-8 | 9-12 | Non- Severe | Severe |
|---------------------------------|----------------------------|-----------------|-------------------|-----------------|-----|-----|------|----------------|--------|
| Albany Unified | Cornell Elementary | Alameda | 61127-00-000 | | | | | | |
| Current Baseline Eligibility | | | | | 0 | 0 | 0 | 0 | 0 |
| Adjustment Per This Item | | | | c | 71 | 0 | 0 | 0 | 20 |
| Net Baseline Eligibility | | | | | 71 | 0 | 0 | 0 | 20 |
| Atascadero Unified | Atascadero Junior High | San Luis Obispo | 68700-00-000 | | | | | | |
| Current Baseline Eligibility | | | | | 0 | 362 | 0 | 13 | 0 |
| Adjustment Per This Item | | | | d1 | 0 | 572 | 0 | 19 | 0 |
| Net Baseline Eligibility | | | | | 0 | 934 | 0 | 32 | 0 |
| Atascadero Unified | Fine Arts Academy | San Luis Obispo | 68700-00-000 | | | | | | |
| Current Baseline Eligibility | | | | | 100 | 81 | 0 | 0 | 0 |
| Adjustment Per This Item | | | | d1 | 24 | 38 | 0 | 0 | 0 |
| Net Baseline Eligibility | | | | | 124 | 119 | 0 | 0 | 0 |
| Atascadero Unified | Santa Margarita Elementary | San Luis Obispo | 68700-00-000 | | | | | | |
| Current Baseline Eligibility | | | | | 250 | 0 | 0 | 0 | 0 |
| Adjustment Per This Item | | | | d1 | 150 | 0 | 0 | 0 | 0 |
| Adjustment Per This Item | | | | d1 | 2 | 0 | 0 | 0 | 0 |
| Net Baseline Eligibility | | | | | 402 | 0 | 0 | 0 | 0 |
| Central Union Elementary | Akers Elementary | Kings | 63883-00-000 | | | | | | |
| Current Baseline Eligibility | | | | | 400 | 270 | 0 | 0 | 0 |
| Adjustment Per This Item | | | | e | 0 | -89 | 0 | 0 | 0 |
| Adjustment Per This Item | | | | g | 0 | -8 | 0 | 13 | 0 |
| Adjustment Per This Item | | | | c | 0 | 21 | 0 | -8 | 0 |
| Adjustment Per This Item | | | | d1 | 75 | 0 | 0 | 0 | 0 |
| Net Baseline Eligibility | | | | | 475 | 194 | 0 | 5 | 0 |
| Elk Grove Unified | Baker (Jessie) Elementary | Sacramento | 67314-00-000 | | | | | | |
| Current Baseline Eligibility | | | | | 0 | 0 | 0 | 0 | 58 |
| Adjustment Per This Item | | | | d1 | 0 | 0 | 0 | 0 | 39 |
| Net Baseline Eligibility | | | | | 0 | 0 | 0 | 0 | 97 |
| Elk Grove Unified | Dillard Elementary | Sacramento | 67314-00-000 | | | | | | |
| Current Baseline Eligibility | | | | | 150 | 0 | 0 | 0 | 0 |
| Adjustment Per This Item | | | | d1 | 50 | 0 | 0 | 0 | 0 |

State Allocation Board Meeting, December 11, 2018

ATTACHMENT B

| District | School Name | County | App. Number 57 | Type of Adj. | K-6 | 7-8 | 9-12 | Non- Severe | Severe |
|---------------------------------|--------------------------------------|------------|-------------------|-----------------|-----|------|------|----------------|--------|
| Adjustment Per This Item | | | | d1 | 6 | 0 | 0 | 0 | 0 |
| Net Baseline Eligibility | | | | | 206 | 0 | 0 | 0 | 0 |
| Elk Grove Unified | Ehrhardt (John) Elementary | Sacramento | 67314-00-000 | | | | | | |
| Current Baseline Eligibility | | | | | 225 | 0 | 0 | 0 | 0 |
| Adjustment Per This Item | | | | d1 | 200 | 0 | 0 | 0 | 0 |
| Net Baseline Eligibility | | | | | 425 | 0 | 0 | 0 | 0 |
| Elk Grove Unified | Elk Grove Elementary | Sacramento | 67314-00-000 | | | | | | |
| Current Baseline Eligibility | | | | | 152 | 0 | 0 | 0 | 2 |
| Adjustment Per This Item | | | | d1 | 152 | 0 | 0 | 0 | 2 |
| Adjustment Per This Item | | | | c | -4 | 0 | 0 | 0 | 4 |
| Adjustment Per This Item | | | | d1 | 466 | 0 | 0 | 0 | 11 |
| Net Baseline Eligibility | | | | | 766 | 0 | 0 | 0 | 19 |
| Elk Grove Unified | Elk Grove High | Sacramento | 67314-00-000 | | | | | | |
| Current Baseline Eligibility | | | | | 0 | 0 | 504 | 9 | 3 |
| Adjustment Per This Item | | | | d1 | 0 | 0 | 216 | 0 | 9 |
| Net Baseline Eligibility | | | | | 0 | 0 | 720 | 9 | 12 |
| Elk Grove Unified | Franklin High/Toby Johnson Middle | Sacramento | 67314-00-000 | | | | | | |
| Current Baseline Eligibility | | | | | 0 | 0 | 150 | 0 | 3 |
| Adjustment Per This Item | | | | c | 0 | 0 | 3 | 0 | -1 |
| Adjustment Per This Item | | | | d1 | 0 | 0 | 30 | 0 | 0 |
| Net Baseline Eligibility | | | | | 0 | 0 | 183 | 0 | 2 |
| Elk Grove Unified | Jackman (Samuel) Middle | Sacramento | 67314-00-000 | | | | | | |
| Current Baseline Eligibility | | | | | 0 | 324 | 0 | 0 | 0 |
| Adjustment Per This Item | | | | d1 | 0 | 297 | 0 | 0 | 14 |
| Adjustment Per This Item | | | | d1 | 0 | 324 | 0 | 0 | 0 |
| Adjustment Per This Item | | | | c | 0 | 56 | 0 | 8 | -5 |
| Net Baseline Eligibility | | | | | 0 | 1001 | 0 | 8 | 9 |
| Elk Grove Unified | Jackson (Isabelle) Elementary | Sacramento | 67314-00-000 | | | | | | |
| Current Baseline Eligibility | | | | | 302 | 0 | 0 | 0 | 0 |
| Adjustment Per This Item | | | | d1 | 469 | 0 | 0 | 0 | 0 |
| Adjustment Per This Item | | | | c | 14 | 0 | 0 | 0 | 0 |

State Allocation Board Meeting, December 11, 2018

ATTACHMENT B

| District | School Name | County | App. Number 57 | Type of Adj. | K-6 | 7-8 | 9-12 | Non- Severe | Severe |
|---------------------------------|--------------------------------|-------------|-------------------|-----------------|-----|-----|------|----------------|--------|
| Adjustment Per This Item | | | | d1 | 78 | 0 | 0 | 0 | 0 |
| Net Baseline Eligibility | | | | | 863 | 0 | 0 | 0 | 0 |
| Elk Grove Unified | Laguna Creek High | Sacramento | 67314-00-000 | | | | | | |
| Current Baseline Eligibility | | | | | 0 | 0 | 135 | 0 | 0 |
| Adjustment Per This Item | | | | d1 | 0 | 0 | 621 | 0 | 0 |
| Net Baseline Eligibility | | | | | 0 | 0 | 756 | 0 | 0 |
| Elk Grove Unified | Reith (John) Elementary | Sacramento | 67314-00-000 | | | | | | |
| Current Baseline Eligibility | | | | | 300 | 0 | 0 | 0 | 0 |
| Adjustment Per This Item | | | | d1 | 378 | 0 | 0 | 0 | 0 |
| Net Baseline Eligibility | | | | | 678 | 0 | 0 | 0 | 0 |
| Elk Grove Unified | Rio Cazadero Continuation High | Sacramento | 67314-00-000 | | | | | | |
| Current Baseline Eligibility | | | | | 0 | 0 | 270 | 0 | 0 |
| Adjustment Per This Item | | | | d1 | 0 | 0 | 50 | 0 | 0 |
| Net Baseline Eligibility | | | | | 0 | 0 | 320 | 0 | 0 |
| Elk Grove Unified | Tsukamoto (Mary) Elementary | Sacramento | 67314-00-000 | | | | | | |
| Current Baseline Eligibility | | | | | 289 | 0 | 0 | 0 | 0 |
| Adjustment Per This Item | | | | c | 2 | 0 | 0 | 0 | 0 |
| Adjustment Per This Item | | | | d1 | 291 | 0 | 0 | 0 | 0 |
| Net Baseline Eligibility | | | | | 582 | 0 | 0 | 0 | 0 |
| Elk Grove Unified | Union House Elementary | Sacramento | 67314-00-000 | | | | | | |
| Current Baseline Eligibility | | | | | 200 | 0 | 0 | 0 | 0 |
| Adjustment Per This Item | | | | d1 | 450 | 0 | 0 | 0 | 0 |
| Net Baseline Eligibility | | | | | 650 | 0 | 0 | 0 | 0 |
| Fremont Union High | Homestead High | Santa Clara | 69468-00-00 | | | | | | |
| Current Baseline Eligibility | | | | | 0 | 0 | 49 | -8 | 0 |
| Adjustment Per This Item | | | | c | 0 | 0 | 49 | 1 | -10 |
| Adjustment Per This Item | | | | c | 0 | 0 | 12 | 3 | 0 |
| Adjustment Per This Item | | | | c | 0 | 0 | 22 | -5 | 5 |
| Net Baseline Eligibility | | | | | 0 | 0 | 132 | -9 | -5 |
| Grossmont Union High | Chaparral High (Cont.) | San Diego | 68130-00-000 | | | | | | |
| Current Baseline Eligibility | | | | | 0 | 0 | 284 | 26 | 0 |

State Allocation Board Meeting, December 11, 2018

ATTACHMENT B

| District | School Name | County | App. Number 57 | Type of Adj. | K-6 | 7-8 | 9-12 | Non- Severe | Severe |
|---------------------------------|-----------------------------|---------------|-------------------|-----------------|-----|-----|------|----------------|--------|
| Adjustment Per This Item | | | | c | 0 | 0 | 29 | -2 | 0 |
| Adjustment Per This Item | | | | d1 | 0 | 0 | 0 | 0 | 10 |
| Net Baseline Eligibility | | | | | 0 | 0 | 313 | 24 | 10 |
| Mountain View Whisman Element | Castro (Mariano) Elementary | Santa Clara | 69591-00-000 | | | | | | |
| Current Baseline Eligibility | | | | | 526 | 0 | 0 | 0 | 0 |
| Adjustment Per This Item | | | | k | -26 | 0 | 0 | 0 | 0 |
| Net Baseline Eligibility | | | | | 500 | 0 | 0 | 0 | 0 |
| Sanger Unified | Wash (John S.) Elementary | Fresno | 62414-00-000 | | | | | | |
| Current Baseline Eligibility | | | | | 242 | 0 | 0 | 0 | 0 |
| Adjustment Per This Item | | | | c | 13 | 0 | 0 | 0 | 0 |
| Net Baseline Eligibility | | | | | 255 | 0 | 0 | 0 | 0 |
| Santa Barbara Unified | Peabody Elementary | Santa Barbara | 76786-00-000 | | | | | | |
| Current Baseline Eligibility | | | | | 134 | 0 | 0 | -16 | -6 |
| Adjustment Per This Item | | | | c | 7 | 0 | 0 | -7 | 1 |
| Adjustment Per This Item | | | | d1 | 27 | 0 | 0 | 0 | 0 |
| Net Baseline Eligibility | | | | | 168 | 0 | 0 | -23 | -5 |

REPORT OF THE EXECUTIVE OFFICER
State Allocation Board Meeting, December 11, 2018

SCHOOL FACILITY PROGRAM UNFUNDED APPROVALS
(Lack of AB 55 Loans)

PURPOSE OF REPORT

To present to the State Allocation Board (Board) a list of School Facility Program (SFP) applications for unfunded approval.

DESCRIPTION

At the January 2018 Board meeting, the Board elected to provide an increase adjustment of 4.17 percent to SFP projects for calendar year 2018. The projects listed on the Attachment reflect the Board's action of the adoption of the 4.17 percent increase based on the RS Means Construction Cost Index. In addition, the project applications represent SFP New Construction, Modernization, Charter School and Overcrowding Relief Grant projects in date order of a complete application being received by the Office of Public School Construction (OPSC).

AUTHORITY

SFP Regulation Section 1859.2 defines an Unfunded List (Lack of AB 55 Loans) as an information list of unfunded projects that was created due to the State's inability to provide interim financing from the Pooled Money Investment Account (AB 55 loans) to fund school construction projects as declared in the Department of Finance Budget Letter #33 issued on December 18, 2008.

SFP Regulation Section 1859.95 states:

"When the Board has no funds to apportion ..., the Board will also accept and process applications for apportionment for purposes of developing an Unfunded List based on the date the application is ready for Apportionment, with the exception of New Construction funding applications that utilize eligibility generated by the Alternative Enrollment Projection.

An application for funding included on an Unfunded List is eligible for reimbursement subject to adjustments in the New Construction Grants amount pursuant to Section 1859.77."

BACKGROUND

At the March 11, 2009 SAB meeting, the Board requested that Staff continue to process applications to the Board for unfunded approval, up to the bonding authority. The Attachment reflects applications being presented for unfunded approval, including SFP modernization and new construction projects in date order of a complete application being received by the OPSC. The list also includes health and safety facility hardship applications for funding that have been processed and are ready for approval regardless of received date. The unfunded approval of the applications as reflected on the Attachment does not constitute a guarantee of future funding.

RECOMMENDATIONS

1. Approve the SFP applications as presented on the Attachment.
2. Provide that these unfunded approvals do not constitute a guarantee of future funding.

ATTACHMENT
 UNFUNDED APPROVALS
 (Lack of AB 55 Loans)
 State Allocation Board Meeting, December 11, 2018

| County | District | School Site | Application Number | Received Date | Grant Amount |
|--------------------|----------------------------------|------------------------------------|--------------------|---------------|-----------------|
| FRESNO | FIREBAUGH-LAS DELTAS UNIFIED | MILLS (ARTHUR E.) INTERMEDIATE | 50/73809-00-004 | 7/31/2014 | \$815,019.00 |
| FRESNO | KINGS CANYON JOINT UNIFIED | DUNLAP ELEMENTARY | 57/62265-00-024 | 8/5/2014 | \$602,958.00 |
| FRESNO | CLOVIS UNIFIED | DRY CREEK ELEMENTARY | 57/62117-00-039 | 8/7/2014 | \$1,911,945.00 |
| FRESNO | CLOVIS UNIFIED | TARPEY ELEMENTARY | 57/62117-00-040 | 8/7/2014 | \$1,171,535.00 |
| TULARE | PORTERVILLE UNIFIED | ROCHE ELEMENTARY | 57/75523-00-014 | 8/8/2014 | \$260,771.00 |
| LOS ANGELES | ROSEMEAD ELEMENTARY | JANSON (MILDRED B.) ELEMENTARY | 57/64931-00-006 | 8/12/2014 | \$180,830.00 |
| LOS ANGELES | ROSEMEAD ELEMENTARY | SAVANNAH ELEMENTARY | 57/64931-00-009 | 8/12/2014 | \$231,101.00 |
| SAN FRANCISCO | SAN FRANCISCO UNIFIED | YICK WO ELEMENTARY | 57/68478-00-049 | 8/12/2014 | \$1,880,576.00 |
| SANTA BARBARA | SANTA BARBARA UNIFIED | ADAMS ELEMENTARY | 57/76786-00-006 | 8/13/2014 | \$432,147.00 |
| KERN | BAKERSFIELD CITY ELEMENTARY | DR. DOUGLAS K. FLETCHER ELEMENTARY | 50/63321-00-028 | 8/14/2014 | \$939,646.00 |
| KERN | BAKERSFIELD CITY ELEMENTARY | SEQUOIA MIDDLE | 50/63321-00-029 | 8/14/2014 | \$1,999,736.00 |
| MARIN | MARIN COUNTY OFFICE OF EDUCATION | MARIN COUNTY COMMUNITY SCHOOL | 50/10215-00-001 | 8/14/2014 | \$1,535,781.00 |
| FRESNO | KINGS CANYON JOINT UNIFIED | ALTA ELEMENTARY | 50/62265-00-010 | 8/15/2014 | \$590,104.00 |
| SAN MATEO | SEQUOIA UNION HIGH | EAST PALO ALTO ACADEMY (MYRTLE) | 50/69062-01-008 | 8/18/2014 | \$8,868,943.00 |
| HUMBOLDT | FORTUNA UNION HIGH | EAST HIGH (CONT.) | 57/62810-00-004 | 8/20/2014 | \$813,566.00 |
| CONTRA COSTA | SAN RAMON VALLEY UNIFIED | GALE RANCH MIDDLE | 50/61804-02-008 | 8/20/2014 | \$367,479.00 |
| CONTRA COSTA | SAN RAMON VALLEY UNIFIED | DOUGHERTY VALLEY HIGH | 50/61804-02-009 | 8/20/2014 | \$1,558,646.00 |
| SAN LUIS OBISPO | TEMPLETON UNIFIED | TEMPLETON MIDDLE | 57/68841-00-003 | 8/20/2014 | \$974,245.00 |
| SAN DIEGO | GROSSMONT UNION HIGH | ELITE ACADEMY | 50/68130-13-006 | 9/2/2014 | \$3,048,061.00 |
| ORANGE | IRVINE UNIFIED | IRVINE HIGH | 50/73650-00-020 | 8/2/2014 | \$5,834,348.00 |
| FRESNO | CLOVIS UNIFIED | CLARK INTERMEDIATE | 50/62117-00-019 | 9/5/2014 | \$3,184,969.00 |
| FRESNO | CLOVIS UNIFIED | CLARK INTERMEDIATE | 57/62117-00-041 | 9/5/2014 | \$5,329,279.00 |
| MARIN | ROSS VALLEY | WHITE HILL MIDDLE | 57/75002-00-007 | 9/5/2014 | \$1,560,621.00 |
| SAN DIEGO | FALLBROOK UNION ELEMENTARY | MARY FAY PENDLETON ELEMENTARY | 51/68114-00-003 | 8/9/2017 | \$769,514.00 |
| New Construction: | | | | | \$28,742,732.00 |
| Modernization: | | | | | \$15,349,574.00 |
| Facility Hardship: | | | | | \$769,514.00 |
| Total: | | | | | \$44,861,820.00 |

| |
|-----------------------------|
| SCHOOL DISTRICT DATA |
|-----------------------------|

Application No: 50/73809-00-004
 School District: Firebaugh-Las Deltas Unified

County: Fresno
 School Name: Mills (Arthur E.) Intermediate

| |
|---------------------|
| PROJECT DATA |
|---------------------|

Type of Project: Elementary School
 K-6: 67
 7-8:
 9-12:
 Non-Severe:
 Severe:
 Application Filing Basis: District Wide
 Number of Classrooms: 5
 Master Acres: 11.4
 Existing Acres: 6.99
 Proposed Acres:
 Recommended Acres: 9.8
 Facility Hardship (a): No
 Financial Hardship Requested: No
 Alternative Education School: No
 Addition to Existing Site: Yes

| |
|----------------------------|
| ADJUSTED GRANT DATA |
|----------------------------|

| | |
|----------------------------|------------------------|
| New Construction Grant | \$ 774,989.00 |
| Project Assistance | 7,074.00 |
| Fire Detection Alarm | 938.00 |
| Prevailing Wage Monitoring | 1,018.00 |
| Small Size Project | 31,000.00 |
| Total State Share (50%) | 815,019.00 |
| District Share (50%) | 815,019.00 |
| Total Project Cost | <u>\$ 1,630,038.00</u> |

| |
|--------------------------|
| PROJECT FINANCING |
|--------------------------|

State Share

This Project \$ 815,019.00

District Share

Cash Contribution 815,019.00

Financial Hardship

Total Project Cost \$ 1,630,038.00

| |
|--|
| HISTORY OF PROJECT COST AND APPORTIONMENT |
|--|

| | Fund Code | Proposition | Previously Authorized | Authorized This Action | Unfunded Approval This Action |
|-----------------------------|--------------|-------------|--------------------------|---------------------------|-------------------------------------|
| <u>State Share</u> | | | | | |
| New Construction/Add. Grant | 951-500 | 51 | \$ | \$ 815,019.00 | \$ 815,019.00 |
| <u>District Share</u> | | | | | |
| Cash Contribution | | | | 815,019.00 | |
| Total | | | \$ | <u>\$ 1,630,038.00</u> | <u>\$ 815,019.00</u> |

Funding Source: Proposition 51 Bonds/2016-Nov.

Pursuant to the Board's action on March 11, 2009, this application has been approved and placed on the Unfunded List (Lack of AB 55 Loans). This approval does not constitute a guarantee or commitment of future State funding.

The District shall ensure that it is in compliance with all applicable laws, regulations and certifications it made on the program forms.

Based on the Board's action on June 5, 2017, this project is subject to the Grant Agreement submittal pursuant to School Facility Program Regulation Section 1859.90.4.

The District is responsible for ensuring that the project is compliant with Prevailing Wage Monitoring and/or Labor Compliance Program requirements at the time construction contracts are executed and/or construction commenced.

SCHOOL DISTRICT DATA

Application No: 57/62265-00-024 County: Fresno
 School District: Kings Canyon Joint Unified School Name: Dunlap Elementary

PROJECT DATA

Type of Project: Elementary School Application Filing Basis: Site Specific
 Pupils Assigned Under 50 Yrs: K-6: 124
 7-8:
 9-12:
 Non-Severe:
 Severe:
 Financial Hardship Requested: No Recommended Acres: 8.6
 Alternative Education School: No Existing Acres: 12

ADJUSTED GRANT DATA

| | | |
|------------------------------------|----|---------------------|
| Modernization Grant - Under 50 Yrs | \$ | 546,096.00 |
| Fire Detection Alarm | | 17,732.00 |
| Prevailing Wage Monitoring | | 903.00 |
| Small Size Project | | 21,844.00 |
| Accessibility/Fire Code Req. | | 16,383.00 |
| Total State Share (60%) | | 602,958.00 |
| District Share (40%) | | 401,972.00 |
| Total Project Cost | \$ | <u>1,004,930.00</u> |

PROJECT FINANCING

| | |
|-----------------------|------------------------|
| <u>State Share</u> | |
| This Project | \$ 602,958.00 |
| <u>District Share</u> | |
| Cash Contribution | 401,972.00 |
| Financial Hardship | |
| Total Project Cost | \$ <u>1,004,930.00</u> |

HISTORY OF PROJECT COST AND APPORTIONMENT

| | Fund Code | Proposition | Previously Authorized | Authorized This Action | Unfunded Approval This Action |
|--------------------------------|-----------|-------------|-----------------------|------------------------|-------------------------------|
| <u>State Share</u> | | | | | |
| Modernization/Additional Grant | 951-570 | 51 | \$ | \$ 602,958.00 | \$ 602,958.00 |
| <u>District Share</u> | | | | | |
| Cash Contribution | | | | 401,972.00 | |
| Total | | | \$ | \$ <u>1,004,930.00</u> | \$ <u>602,958.00</u> |

Funding Source: Proposition 51 Bonds/2016-Nov.

Pursuant to the Board's action on March 11, 2009, this application has been approved and placed on the Unfunded List (Lack of AB 55 Loans). This approval does not constitute a guarantee or commitment of future State funding.

The District shall ensure that it is in compliance with all applicable laws, regulations and certifications it made on the program forms.

Based on the Board's action on June 5, 2017, this project is subject to the Grant Agreement submittal pursuant to School Facility Program Regulation Section 1859.90.4.

The District is responsible for ensuring that the project is compliant with Prevailing Wage Monitoring and/or Labor Compliance Program requirements at the time construction contracts are executed and/or construction commenced.

SCHOOL DISTRICT DATA

Application No: 57/62117-00-039
 School District: Clovis Unified

County: Fresno
 School Name: Dry Creek Elementary

PROJECT DATA

Type of Project: Elementary School
 Pupils Assigned Under 50 Yrs: K-6: 408
 7-8:
 9-12:
 Non-Severe:
 Severe:
 Financial Hardship Requested: No
 Alternative Education School: No
 Application Filing Basis: Site Specific
 Recommended Acres: 14.4
 Existing Acres: 17.5

ADJUSTED GRANT DATA

| | |
|------------------------------------|-----------------|
| Modernization Grant - Under 50 Yrs | \$ 1,796,832.00 |
| Fire Detection Alarm | 58,344.00 |
| Prevailing Wage Monitoring | 2,864.00 |
| Accessibility/Fire Code Req. | 53,905.00 |
| Total State Share (60%) | 1,911,945.00 |
| District Share (40%) | 1,274,630.00 |
| Total Project Cost | \$ 3,186,575.00 |

PROJECT FINANCING

| | |
|-----------------------|-----------------|
| <u>State Share</u> | |
| This Project | \$ 1,911,945.00 |
| <u>District Share</u> | |
| Cash Contribution | 1,274,630.00 |
| Financial Hardship | |
| Total Project Cost | \$ 3,186,575.00 |

HISTORY OF PROJECT COST AND APPORTIONMENT

| | Fund Code | Proposition | Previously Authorized | Authorized This Action | Unfunded Approval This Action |
|--------------------------------|-----------|-------------|-----------------------|------------------------|-------------------------------|
| <u>State Share</u> | | | | | |
| Modernization/Additional Grant | 951-570 | 51 | \$ | \$ 1,911,945.00 | \$ 1,911,945.00 |
| <u>District Share</u> | | | | | |
| Cash Contribution | | | | 1,274,630.00 | |
| Total | | | \$ | \$ 3,186,575.00 | \$ 1,911,945.00 |

Funding Source: Proposition 51 Bonds/2016-Nov.

Pursuant to the Board's action on March 11, 2009, this application has been approved and placed on the Unfunded List (Lack of AB 55 Loans).
 This approval does not constitute a guarantee or commitment of future State funding.

The District shall ensure that it is in compliance with all applicable laws, regulations and certifications it made on the program forms.

Based on the Board's action on June 5, 2017, this project is subject to the Grant Agreement submittal pursuant to School Facility Program Regulation Section 1859.90.4.

The District is responsible for ensuring that the project is compliant with Prevailing Wage Monitoring and/or Labor Compliance Program requirements at the time construction contracts are executed and/or construction commenced.

SCHOOL DISTRICT DATA

Application No: 57/62117-00-040
 School District: Clovis Unified

County: Fresno
 School Name: Tarpey Elementary

PROJECT DATA

Type of Project: Elementary School
 Pupils Assigned Under 50 Yrs: K-6: 250
 7-8:
 9-12:
 Non-Severe:
 Severe:
 Financial Hardship Requested: No
 Alternative Education School: No
 Application Filing Basis: Site Specific
 Recommended Acres: 12.1
 Existing Acres: 11.66

ADJUSTED GRANT DATA

| | |
|------------------------------------|-----------------|
| Modernization Grant - Under 50 Yrs | \$ 1,101,000.00 |
| Fire Detection Alarm | 35,750.00 |
| Prevailing Wage Monitoring | 1,755.00 |
| Accessibility/Fire Code Req. | 33,030.00 |
| Total State Share (60%) | 1,171,535.00 |
| District Share (40%) | 781,023.00 |
| Total Project Cost | \$ 1,952,558.00 |

PROJECT FINANCING

| | |
|-----------------------|-----------------|
| <u>State Share</u> | |
| This Project | \$ 1,171,535.00 |
| <u>District Share</u> | |
| Cash Contribution | 781,023.00 |
| Financial Hardship | |
| Total Project Cost | \$ 1,952,558.00 |

HISTORY OF PROJECT COST AND APPORTIONMENT

| | Fund Code | Proposition | Previously Authorized | Authorized This Action | Unfunded Approval This Action |
|--------------------------------|-----------|-------------|-----------------------|------------------------|-------------------------------|
| <u>State Share</u> | | | | | |
| Modernization/Additional Grant | 951-570 | 51 | \$ | \$ 1,171,535.00 | \$ 1,171,535.00 |
| <u>District Share</u> | | | | | |
| Cash Contribution | | | | 781,023.00 | |
| Total | | | \$ | \$ 1,952,558.00 | \$ 1,171,535.00 |

Funding Source: Proposition 51 Bonds/2016-Nov.

Pursuant to the Board's action on March 11, 2009, this application has been approved and placed on the Unfunded List (Lack of AB 55 Loans).
 This approval does not constitute a guarantee or commitment of future State funding.

The District shall ensure that it is in compliance with all applicable laws, regulations and certifications it made on the program forms.

Based on the Board's action on June 5, 2017, this project is subject to the Grant Agreement submittal pursuant to School Facility Program Regulation Section 1859.90.4.

The District is responsible for ensuring that the project is compliant with Prevailing Wage Monitoring and/or Labor Compliance Program requirements at the time construction contracts are executed and/or construction commenced.

SCHOOL DISTRICT DATA

Application No: 57/75523-00-014
 School District: Porterville Unified

County: Tulare
 School Name: Roche Elem.

PROJECT DATA

Type of Project: Elementary School
 Pupils Assigned Under 50 Yrs: K-6: 50
 7-8:
 9-12:
 Non-Severe:
 Severe:
 Application Filing Basis: Site Specific
 Financial Hardship Requested: No
 Recommended Acres: 6.9
 Alternative Education School: No
 Existing Acres: 4.65

ADJUSTED GRANT DATA

| | |
|------------------------------------|---------------|
| Modernization Grant - Under 50 Yrs | \$ 220,200.00 |
| Fire Detection Alarm | 7,150.00 |
| Prevailing Wage Monitoring | 391.00 |
| Small Size Project | 26,424.00 |
| Accessibility/Fire Code Req. | 6,606.00 |
| Total State Share (60%) | 260,771.00 |
| District Share (40%) | 173,847.00 |
| Total Project Cost | \$ 434,618.00 |

PROJECT FINANCING

| | |
|-----------------------|---------------|
| <u>State Share</u> | |
| This Project | \$ 260,771.00 |
| <u>District Share</u> | |
| Cash Contribution | 173,847.00 |
| Financial Hardship | |
| Total Project Cost | \$ 434,618.00 |

HISTORY OF PROJECT COST AND APPORTIONMENT

| | Fund Code | Proposition | Previously Authorized | Authorized This Action | Unfunded Approval This Action |
|--------------------------------|-----------|-------------|-----------------------|------------------------|-------------------------------|
| <u>State Share</u> | | | | | |
| Modernization/Additional Grant | 951-570 | 51 | \$ | \$ 260,771.00 | \$ 260,771.00 |
| <u>District Share</u> | | | | | |
| Cash Contribution | | | | 173,847.00 | |
| Total | | | \$ | \$ 434,618.00 | \$ 260,771.00 |

Funding Source: Proposition 51 Bonds/2016-Nov.

Pursuant to the Board's action on March 11, 2009, this application has been approved and placed on the Unfunded List (Lack of AB 55 Loans). This approval does not constitute a guarantee or commitment of future State funding.

The District shall ensure that it is in compliance with all applicable laws, regulations and certifications it made on the program forms.

The District is responsible for ensuring that the project is compliant with Prevailing Wage Monitoring and/or Labor Compliance Program requirements at the time construction contracts are executed and/or construction commenced.

Based on the Board's action on June 5, 2017, this project is subject to the Grant Agreement submittal pursuant to School Facility Program Regulation Section 1859.90.4.

SCHOOL DISTRICT DATA

| | | | |
|-------------------------|---------------------|---------------------|--------------------------------|
| Application No: | 57/64931-00-006 | County: | Los Angeles |
| School District: | Rosemead Elementary | School Name: | Janson (Mildred B.) Elementary |

PROJECT DATA

| | | | |
|--------------------------------------|--------------------|----------------------------------|---------------|
| Type of Project: | Elementary School | Application Filing Basis: | Site Specific |
| Pupils Assigned Under 50 Yrs: | K-6: 34 | | |
| | 7-8: | | |
| | 9-12: | | |
| | Non-Severe: | | |
| | Severe: | | |
| Financial Hardship Requested: | No | Recommended Acres: | 10.2 |
| Alternative Education School: | No | Existing Acres: | 6.26 |

ADJUSTED GRANT DATA

| | | |
|------------------------------------|-----------|-------------------|
| Modernization Grant - Under 50 Yrs | \$ | 149,736.00 |
| Project Assistance | | 3,772.00 |
| Fire Detection Alarm | | 4,862.00 |
| Small Size Project | | 17,968.00 |
| Accessibility/Fire Code Req. | | 4,492.00 |
| Total State Share (60%) | | 180,830.00 |
| District Share (40%) | | 120,553.00 |
| Total Project Cost | \$ | 301,383.00 |

PROJECT FINANCING

| | |
|---------------------------|----------------------|
| <u>State Share</u> | |
| This Project | \$ 180,830.00 |
| <u>District Share</u> | |
| Cash Contribution | 120,553.00 |
| Financial Hardship | |
| Total Project Cost | \$ 301,383.00 |

HISTORY OF PROJECT COST AND APPORTIONMENT

| | Fund Code | Proposition | Previously Authorized | Authorized This Action | Unfunded Approval This Action |
|--------------------------------|-----------|-------------|-----------------------|------------------------|-------------------------------|
| <u>State Share</u> | | | | | |
| Modernization/Additional Grant | 951-570 | 51 | \$ | \$ 180,830.00 | \$ 180,830.00 |
| <u>District Share</u> | | | | | |
| Cash Contribution | | | | 120,553.00 | |
| Total | | | \$ | \$ 301,383.00 | \$ 180,830.00 |

Funding Source: Proposition 51 Bonds/2016-Nov.

Pursuant to the Board's action on March 11, 2009, this application has been approved and placed on the Unfunded List (Lack of AB 55 Loans). This approval does not constitute a guarantee or commitment of future State funding.

The District shall ensure that it is in compliance with all applicable laws, regulations and certifications it made on the program forms.

Based on the Board's action on June 5, 2017, this project is subject to the Grant Agreement submittal pursuant to School Facility Program Regulation Section 1859.90.4.

The District is responsible for ensuring that the project is compliant with Prevailing Wage Monitoring and/or Labor Compliance Program requirements at the time construction contracts are executed and/or construction commenced.

SCHOOL DISTRICT DATA

Application No: 57/64931-00-009 County: Los Angeles
 School District: Rosemead Elementary School Name: Savannah Elementary

PROJECT DATA

| | | | |
|-------------------------------|-------------------|------------------------------|---------------|
| Type of Project: | Elementary School | Application Filing Basis: | Site Specific |
| Pupils Assigned Under 50 Yrs: | K-6: 0 | Pupils Assigned Over 50 Yrs: | K-6: 12 |
| | 7-8: | | 7-8: |
| | 9-12: | | 9-12: |
| Non-Severe: | 6 | Non-Severe: | 3 |
| Severe: | | Severe: | |
| Financial Hardship Requested: | No | Recommended Acres: | 9.9 |
| Alternative Education School: | No | Existing Acres: | 5.84 |

ADJUSTED GRANT DATA

| | |
|------------------------------------|---------------|
| Modernization Grant - Under 50 Yrs | \$ 56,346.00 |
| Modernization Grant - Over 50 Yrs | 112,551.00 |
| Project Assistance | 3,772.00 |
| Fire Detection Alarm | 4,092.00 |
| Small Size Project | 20,268.00 |
| Urban/Security/Impacted Site | 29,005.00 |
| Accessibility/Fire Code Req. | 5,067.00 |
| Total State Share (60%) | 231,101.00 |
| District Share (40%) | 154,067.00 |
| Total Project Cost | \$ 385,168.00 |

PROJECT FINANCING

| | |
|-----------------------|---------------|
| <u>State Share</u> | |
| This Project | \$ 231,101.00 |
| <u>District Share</u> | |
| Cash Contribution | 154,067.00 |
| Financial Hardship | |
| Total Project Cost | \$ 385,168.00 |

HISTORY OF PROJECT COST AND APPORTIONMENT

| | Fund Code | Proposition | Previously Authorized | Authorized This Action | Unfunded Approval This Action |
|--------------------------------|-----------|-------------|-----------------------|------------------------|-------------------------------|
| <u>State Share</u> | | | | | |
| Modernization/Additional Grant | 951-570 | 51 | \$ | \$ 231,101.00 | \$ 231,101.00 |
| <u>District Share</u> | | | | | |
| Cash Contribution | | | | 154,067.00 | |
| Total | | | \$ | \$ 385,168.00 | \$ 231,101.00 |

Funding Source: Proposition 51 Bonds/2016-Nov.

Pursuant to the Board's action on March 11, 2009, this application has been approved and placed on the Unfunded List (Lack of AB 55 Loans). This approval does not constitute a guarantee or commitment of future State funding.

The District shall ensure that it is in compliance with all applicable laws, regulations and certifications it made on the program forms.

Based on the Board's action on June 5, 2017, this project is subject to the Grant Agreement submittal pursuant to School Facility Program Regulation Section 1859.90.4.

The District is responsible for ensuring that the project is compliant with Prevailing Wage Monitoring and/or Labor Compliance Program requirements at the time construction contracts are executed and/or construction commenced.

SCHOOL DISTRICT DATA

Application No: 57/68478-00-049 County: San Francisco
 School District: San Francisco Unified School Name: Yick Wo Elementary

PROJECT DATA

Type of Project: Elementary School Application Filing Basis: Site Specific
 Pupils Assigned Under 50 Yrs: K-6: 251
 7-8:
 9-12:
 Non-Severe: 12
 Severe: 11
 Financial Hardship Requested: No Recommended Acres: 5.4
 Alternative Education School: No Existing Acres: 0.7

ADJUSTED GRANT DATA

| | |
|------------------------------------|-----------------|
| Modernization Grant - Under 50 Yrs | \$ 1,372,503.00 |
| Fire Detection Alarm | 43,395.00 |
| Prevailing Wage Monitoring | 2,817.00 |
| Urban/Security/Impacted Site | 420,686.00 |
| Accessibility/Fire Code Req. | 41,175.00 |
| Total State Share (60%) | 1,880,576.00 |
| District Share (40%) | 1,253,717.00 |
| Total Project Cost | \$ 3,134,293.00 |

PROJECT FINANCING

| | |
|-----------------------|-----------------|
| <u>State Share</u> | |
| This Project | \$ 1,880,576.00 |
| <u>District Share</u> | |
| Cash Contribution | 1,253,717.00 |
| Financial Hardship | |
| Total Project Cost | \$ 3,134,293.00 |

HISTORY OF PROJECT COST AND APPORTIONMENT

| | Fund Code | Proposition | Previously Authorized | Authorized This Action | Unfunded Approval This Action |
|--------------------------------|-----------|-------------|-----------------------|------------------------|-------------------------------|
| <u>State Share</u> | | | | | |
| Modernization/Additional Grant | 951-570 | 51 | \$ | \$ 1,880,576.00 | \$ 1,880,576.00 |
| <u>District Share</u> | | | | | |
| Cash Contribution | | | | 1,253,717.00 | |
| Total | | | \$ | \$ 3,134,293.00 | \$ 1,880,576.00 |

Funding Source: Proposition 51 Bonds/2016-Nov.

Pursuant to the Board's action on March 11, 2009, this application has been approved and placed on the Unfunded List (Lack of AB 55 Loans). This approval does not constitute a guarantee or commitment of future State funding.

The District shall ensure that it is in compliance with all applicable laws, regulations and certifications it made on the program forms.

Based on the Board's action on June 5, 2017, this project is subject to the Grant Agreement submittal pursuant to School Facility Program Regulation Section 1859.90.4.

The District is responsible for ensuring that the project is compliant with Prevailing Wage Monitoring and/or Labor Compliance Program requirements at the time construction contracts are executed and/or construction commenced.

| |
|-----------------------------|
| SCHOOL DISTRICT DATA |
|-----------------------------|

| | |
|---|--|
| Application No: 57/76786-00-006 School District: Santa Barbara Unified | County: Santa Barbara School Name: Adams Elementary |
|---|--|

| |
|---------------------|
| PROJECT DATA |
|---------------------|

| | |
|--|--|
| Type of Project: Elementary School Pupils Assigned Under 50 Yrs: K-6: 22 7-8: 9-12: Non-Severe: Severe: 2 Financial Hardship Requested: No Alternative Education School: No | Application Filing Basis: Site Specific Pupils Assigned Over 50 Yrs: K-6: 30 7-8: 9-12: Non-Severe: Severe: 3 Recommended Acres: 9.8 Existing Acres: 8.15 |
|--|--|

| |
|----------------------------|
| ADJUSTED GRANT DATA |
|----------------------------|

| | |
|------------------------------------|----------------------|
| Modernization Grant - Under 50 Yrs | \$ 124,962.00 |
| Modernization Grant - Over 50 Yrs | 242,076.00 |
| Fire Detection Alarm | 9,406.00 |
| Prevailing Wage Monitoring | 647.00 |
| Small Size Project | 44,045.00 |
| Accessibility/Fire Code Req. | 11,011.00 |
| Total State Share (60%) | 432,147.00 |
| District Share (40%) | 288,098.00 |
| Total Project Cost | \$ 720,245.00 |

| |
|--------------------------|
| PROJECT FINANCING |
|--------------------------|

| | |
|-----------------------|----------------------|
| <u>State Share</u> | |
| This Project | \$ 432,147.00 |
| <u>District Share</u> | |
| Cash Contribution | 288,098.00 |
| Financial Hardship | |
| Total Project Cost | \$ 720,245.00 |

| |
|--|
| HISTORY OF PROJECT COST AND APPORTIONMENT |
|--|

| | Fund Code | Proposition | Previously Authorized | Authorized This Action | Unfunded Approval This Action |
|--------------------------------|--------------|-------------|--------------------------|---------------------------|-------------------------------------|
| <u>State Share</u> | | | | | |
| Modernization/Additional Grant | 951-570 | 51 | \$ | \$ 432,147.00 | \$ 432,147.00 |
| <u>District Share</u> | | | | | |
| Cash Contribution | | | | 288,098.00 | |
| Total | | | \$ | \$ 720,245.00 | \$ 432,147.00 |

Funding Source: Proposition 51 Bonds/2016-Nov.

Pursuant to the Board's action on March 11, 2009, this application has been approved and placed on the Unfunded List (Lack of AB 55 Loans). This approval does not constitute a guarantee or commitment of future State funding.

The District shall ensure that it is in compliance with all applicable laws, regulations and certifications it made on the program forms.

The District is responsible for ensuring that the project is compliant with Prevailing Wage Monitoring and/or Labor Compliance Program requirements at the time construction contracts are executed and/or construction commenced.

Based on the Board's action on June 5, 2017, this project is subject to the Grant Agreement submittal pursuant to School Facility Program Regulation Section 1859.90.4.

| |
|-----------------------------|
| SCHOOL DISTRICT DATA |
|-----------------------------|

Application No: 50/63321-00-028
 School District: Bakersfield City Elementary

County: Kern
 School Name: Dr. Douglas K. Fletcher Elementary

| |
|---------------------|
| PROJECT DATA |
|---------------------|

Type of Project: Elementary School
 K-6: 70
 7-8:
 9-12:
 Non-Severe:
 Severe:
 Application Filing Basis: District Wide
 Number of Classrooms: 4
 Master Acres: 15.9
 Existing Acres: 14.11
 Proposed Acres:
 Recommended Acres: 14.6
 Facility Hardship (a): No
 Financial Hardship Requested: No
 Alternative Education School: No
 Addition to Existing Site: Yes

| |
|----------------------------|
| ADJUSTED GRANT DATA |
|----------------------------|

| | |
|----------------------------|------------------------|
| New Construction Grant | \$ 809,690.00 |
| Fire Detection Alarm | 980.00 |
| Sprinkler System | 13,580.00 |
| Prevailing Wage Monitoring | 1,173.00 |
| Service Site | 17,060.00 |
| Small Size Project | 97,163.00 |
| Total State Share (50%) | 939,646.00 |
| District Share (50%) | 939,646.00 |
| Total Project Cost | \$ 1,879,292.00 |

| |
|--------------------------|
| PROJECT FINANCING |
|--------------------------|

State Share

This Project \$ 939,646.00

District Share

Cash Contribution 939,646.00

Financial Hardship

Total Project Cost **\$ 1,879,292.00**

| |
|--|
| HISTORY OF PROJECT COST AND APPORTIONMENT |
|--|

| | Fund Code | Proposition | Previously Authorized | Authorized This Action | Unfunded Approval This Action |
|-----------------------------|--------------|-------------|--------------------------|---------------------------|-------------------------------------|
| <u>State Share</u> | | | | | |
| New Construction/Add. Grant | 951-500 | 51 | \$ | \$ 939,646.00 | \$ 939,646.00 |
| <u>District Share</u> | | | | | |
| Cash Contribution | | | | 939,646.00 | |
| Total | | | \$ | \$ 1,879,292.00 | \$ 939,646.00 |

Funding Source: Proposition 51 Bonds/2016-Nov.

Pursuant to the Board's action on March 11, 2009, this application has been approved and placed on the Unfunded List (Lack of AB 55 Loans). This approval does not constitute a guarantee or commitment of future State funding.

The District shall ensure that it is in compliance with all applicable laws, regulations and certifications it made on the program forms.

Based on the Board's action on June 5, 2017, this project is subject to the Grant Agreement submittal pursuant to School Facility Program Regulation Section 1859.90.4.

The District is responsible for ensuring that the project is compliant with Prevailing Wage Monitoring and/or Labor Compliance Program requirements at the time construction contracts are executed and/or construction commenced.

| |
|-----------------------------|
| SCHOOL DISTRICT DATA |
|-----------------------------|

Application No: 50/63321-00-029
 School District: Bakersfield City Elementary

County: Kern
 School Name: Sequoia Middle

| |
|---------------------|
| PROJECT DATA |
|---------------------|

Type of Project: Middle School
 K-6:
 7-8: 163
 9-12:
 Non-Severe:
 Severe:
 Application Filing Basis: District Wide
 Number of Classrooms: 10
 Master Acres: 21.9
 Existing Acres: 9.8
 Proposed Acres:
 Recommended Acres: 21.9
 Facility Hardship (a): No
 Financial Hardship Requested: No
 Alternative Education School: No
 Addition to Existing Site: Yes

| |
|----------------------------|
| ADJUSTED GRANT DATA |
|----------------------------|

| | |
|----------------------------|------------------------|
| New Construction Grant | \$ 1,994,142.00 |
| Fire Detection Alarm | 3,097.00 |
| Prevailing Wage Monitoring | 2,497.00 |
| Total State Share (50%) | 1,999,736.00 |
| District Share (50%) | 1,999,736.00 |
| Total Project Cost | <u>\$ 3,999,472.00</u> |

| |
|--------------------------|
| PROJECT FINANCING |
|--------------------------|

State Share

This Project \$ 1,999,736.00

District Share

Cash Contribution 1,999,736.00

Financial Hardship

Total Project Cost \$ 3,999,472.00

| |
|--|
| HISTORY OF PROJECT COST AND APPORTIONMENT |
|--|

| | Fund Code | Proposition | Previously Authorized | Authorized This Action | Unfunded Approval This Action |
|-----------------------------|--------------|-------------|--------------------------|---------------------------|-------------------------------------|
| <u>State Share</u> | | | | | |
| New Construction/Add. Grant | 951-500 | 51 | \$ | \$ 1,999,736.00 | \$ 1,999,736.00 |
| <u>District Share</u> | | | | | |
| Cash Contribution | | | | 1,999,736.00 | |
| Total | | | \$ | <u>\$ 3,999,472.00</u> | <u>\$ 1,999,736.00</u> |

Funding Source: Proposition 51 Bonds/2016-Nov.

Pursuant to the Board's action on March 11, 2009, this application has been approved and placed on the Unfunded List (Lack of AB 55 Loans). This approval does not constitute a guarantee or commitment of future State funding.

The District shall ensure that it is in compliance with all applicable laws, regulations and certifications it made on the program forms.

Based on the Board's action on June 5, 2017, this project is subject to the Grant Agreement submittal pursuant to School Facility Program Regulation Section 1859.90.4.

The District is responsible for ensuring that the project is compliant with Prevailing Wage Monitoring and/or Labor Compliance Program requirements at the time construction contracts are executed and/or construction commenced.

| |
|-----------------------------|
| SCHOOL DISTRICT DATA |
|-----------------------------|

Application No: 50/10215-00-001
School District: Marin County Office Of Education

County: Marin
School Name: Marin County Community School

| |
|---------------------|
| PROJECT DATA |
|---------------------|

Type of Project: High School
K-6:
7-8:
9-12: 81
Non-Severe:
Severe:
Application Filing Basis: District Wide
Number of Classrooms: 3
Master Acres: 2.2
Existing Acres: 1.25
Proposed Acres:
Recommended Acres: 2.2
Facility Hardship (a): No
Financial Hardship Requested: No
Alternative Education School: Yes
Addition to Existing Site: Yes

| |
|----------------------------|
| ADJUSTED GRANT DATA |
|----------------------------|

| | |
|-----------------------------------|------------------------|
| New Construction Grant | \$ 1,260,927.00 |
| Project Assistance | 7,074.00 |
| Fire Detection Alarm | 2,511.00 |
| Prevailing Wage Monitoring | 1,917.00 |
| Service Site | 66,316.00 |
| Utilities | 45,725.00 |
| Small Size Project | 151,311.00 |
| Total State Share (50%) | 1,535,781.00 |
| District Share (50%) | 1,535,781.00 |
| Total Project Cost | \$ 3,071,562.00 |

| |
|--------------------------|
| PROJECT FINANCING |
|--------------------------|

State Share

This Project \$ 1,535,781.00

District Share

Cash Contribution 1,535,781.00

Financial Hardship

Total Project Cost \$ **3,071,562.00**

| |
|--|
| HISTORY OF PROJECT COST AND APPORTIONMENT |
|--|

| | Fund Code | Proposition | Previously Authorized | Authorized This Action | Unfunded Approval This Action |
|------------------------------------|----------------|-------------|--------------------------|---------------------------|-------------------------------------|
| <u>State Share</u> | | | | | |
| New Construction/Add. Grant | 951-500 | 51 | \$ | \$ 1,535,781.00 | \$ 1,535,781.00 |
| <u>District Share</u> | | | | | |
| Cash Contribution | | | | 1,535,781.00 | |
| Total | | | \$ | \$ 3,071,562.00 | \$ 1,535,781.00 |

Funding Source: Proposition 51 Bonds/2016-Nov.

Pursuant to the Board's action on March 11, 2009, this application has been approved and placed on the Unfunded List (Lack of AB 55 Loans). This approval does not constitute a guarantee or commitment of future State funding.

The District shall ensure that it is in compliance with all applicable laws, regulations and certifications it made on the program forms.

Based on the Board's action on June 5, 2017, this project is subject to the Grant Agreement submittal pursuant to School Facility Program Regulation Section 1859.90.4.

The District is responsible for ensuring that the project is compliant with Prevailing Wage Monitoring and/or Labor Compliance Program requirements at the time construction contracts are executed and/or construction commenced.

| |
|-----------------------------|
| SCHOOL DISTRICT DATA |
|-----------------------------|

Application No: 50/62265-00-010
 School District: Kings Canyon Joint Unified

County: Fresno
 School Name: Alta Elementary

| |
|---------------------|
| PROJECT DATA |
|---------------------|

Type of Project: Elementary School
 K-6: 24
 7-8:
 9-12:
 Non-Severe:
 Severe:
 Application Filing Basis: District Wide
 Number of Classrooms:
 Master Acres: 10.2
 Existing Acres: 9.83
 Proposed Acres:
 Recommended Acres: 7.3
 Facility Hardship (a): No
 Financial Hardship Requested: No
 Alternative Education School: No
 Addition to Existing Site: Yes

| |
|----------------------------|
| ADJUSTED GRANT DATA |
|----------------------------|

| | |
|----------------------------|------------------------|
| New Construction Grant | \$ 277,608.00 |
| Fire Detection Alarm | 336.00 |
| Prevailing Wage Monitoring | 737.00 |
| Service Site | 272,937.00 |
| Utilities | 5,173.00 |
| Small Size Project | 33,313.00 |
| Total State Share (50%) | 590,104.00 |
| District Share (50%) | 590,104.00 |
| Total Project Cost | <u>\$ 1,180,208.00</u> |

| |
|--------------------------|
| PROJECT FINANCING |
|--------------------------|

State Share

| | |
|--------------|---------------|
| This Project | \$ 590,104.00 |
|--------------|---------------|

District Share

| | |
|-------------------|------------|
| Cash Contribution | 590,104.00 |
|-------------------|------------|

| | |
|--------------------|--|
| Financial Hardship | |
|--------------------|--|

| | |
|--------------------|------------------------|
| Total Project Cost | <u>\$ 1,180,208.00</u> |
|--------------------|------------------------|

| |
|--|
| HISTORY OF PROJECT COST AND APPORTIONMENT |
|--|

| | Fund Code | Proposition | Previously Authorized | Authorized This Action | Unfunded Approval This Action |
|-----------------------------|--------------|-------------|--------------------------|---------------------------|-------------------------------------|
| <u>State Share</u> | | | | | |
| New Construction/Add. Grant | 951-500 | 51 | \$ | \$ 590,104.00 | \$ 590,104.00 |
| <u>District Share</u> | | | | | |
| Cash Contribution | | | | 590,104.00 | |
| Total | | | <u>\$</u> | <u>\$ 1,180,208.00</u> | <u>\$ 590,104.00</u> |

Funding Source: Proposition 51 Bonds/2016-Nov.

Pursuant to the Board's action on March 11, 2009, this application has been approved and placed on the Unfunded List (Lack of AB 55 Loans). This approval does not constitute a guarantee or commitment of future State funding.

The District shall ensure that it is in compliance with all applicable laws, regulations and certifications it made on the program forms.

This project is a Use of Grants under Regulation Section 1859.77.3(a).

Based on the Board's action on June 5, 2017, this project is subject to the Grant Agreement submittal pursuant to School Facility Program Regulation Section 1859.90.4.

The District is responsible for ensuring that the project is compliant with Prevailing Wage Monitoring and/or Labor Compliance Program requirements at the time construction contracts are executed and/or construction commenced.

SCHOOL DISTRICT DATA

Application No: 50/69062-01-008
 School District: Sequoia Union High
 High School Attendance Area: Carlmont, Menlo, Sequoia, Redwood

County: San Mateo
 School Name: East Palo Alto Academy (Myrtle)

PROJECT DATA

Type of Project: High School
 K-6:
 7-8:
 9-12: 273
 Non-Severe:
 Severe:
 Application Filing Basis: High School Attendance Area
 Number of Classrooms: 11
 Master Acres: 9.3
 Existing Acres: 1.8
 Proposed Acres: 0.89
 Recommended Acres: 13.4
 Facility Hardship (a): No
 Financial Hardship Requested: No
 Alternative Education School: Yes
 Addition to Existing Site: Yes

ADJUSTED GRANT DATA

| | | |
|------------------------------|--------|----------------------|
| New Construction Grant | \$ | 4,249,791.00 |
| Fire Detection Alarm | | 8,463.00 |
| Sprinkler System | | 65,520.00 |
| Prevailing Wage Monitoring | | 11,072.00 |
| Multi-Level Constr. | 11Crs. | 509,975.00 |
| Site Acquisition | | 715,624.00 |
| Service Site | | 437,536.00 |
| Off-Site | | 31,968.00 |
| Utilities | | 26,356.00 |
| General Site | | 198,022.00 |
| Urban/Security/Impacted Site | | 2,614,616.00 |
| Total State Share (50%) | | 8,868,943.00 |
| District Share (50%) | | 8,868,943.00 |
| Total Project Cost | \$ | <u>17,737,886.00</u> |

PROJECT FINANCING

State Share

This Project \$ 8,868,943.00

District Share

Cash Contribution 8,868,943.00

Financial Hardship

Total Project Cost \$ 17,737,886.00

HISTORY OF PROJECT COST AND APPORTIONMENT

| | Fund Code | Proposition | Previously Authorized | Authorized This Action | Unfunded Approval This Action |
|-----------------------------|-----------|-------------|-----------------------|------------------------|-------------------------------|
| <u>State Share</u> | | | | | |
| New Construction/Add. Grant | 951-500 | 51 | \$ | \$ 8,868,943.00 | \$ 8,868,943.00 |
| <u>District Share</u> | | | | | |
| Cash Contribution | | | | 8,868,943.00 | |
| Total | | | \$ | <u>17,737,886.00</u> | <u>8,868,943.00</u> |

Funding Source: Proposition 51 Bonds/2016-Nov.

Pursuant to the Board's action on March 11, 2009, this application has been approved and placed on the Unfunded List (Lack of AB 55 Loans). This approval does not constitute a guarantee or commitment of future State funding.

The District shall ensure that it is in compliance with all applicable laws, regulations and certifications it made on the program forms.

Based on the Board's action on June 5, 2017, this project is subject to the Grant Agreement submittal pursuant to School Facility Program Regulation Section 1859.90.4.

The District is responsible for ensuring that the project is compliant with Prevailing Wage Monitoring and/or Labor Compliance Program requirements at the time construction contracts are executed and/or construction commenced.

SCHOOL DISTRICT DATA

Application No: 57/62810-00-004 County: Humboldt
 School District: Fortuna Union High School Name: East High (Cont)

PROJECT DATA

Type of Project: High School Application Filing Basis: Site Specific
 Pupils Assigned Under 50 Yrs: K-6:
 7-8:
 9-12: 95
 Non-Severe:
 Severe:
 Financial Hardship Requested: No Recommended Acres: 2.2
 Alternative Education School: No Existing Acres: 1

ADJUSTED GRANT DATA

| | | |
|------------------------------------|----|---------------------|
| Modernization Grant - Under 50 Yrs | \$ | 579,405.00 |
| Project Assistance | | 3,772.00 |
| Fire Detection Alarm | | 13,585.00 |
| Prevailing Wage Monitoring | | 1,219.00 |
| Small Size Project | | 69,529.00 |
| Urban/Security/Impacted Site | | 128,674.00 |
| Accessibility/Fire Code Req. | | 17,382.00 |
| Total State Share (60%) | | 813,566.00 |
| District Share (40%) | | 542,377.00 |
| Total Project Cost | \$ | <u>1,355,943.00</u> |

PROJECT FINANCING

| | |
|-----------------------|------------------------|
| <u>State Share</u> | |
| This Project | \$ 813,566.00 |
| <u>District Share</u> | |
| Cash Contribution | 542,377.00 |
| Financial Hardship | |
| Total Project Cost | \$ <u>1,355,943.00</u> |

HISTORY OF PROJECT COST AND APPORTIONMENT

| | Fund Code | Proposition | Previously Authorized | Authorized This Action | Unfunded Approval This Action |
|--------------------------------|-----------|-------------|-----------------------|------------------------|-------------------------------|
| <u>State Share</u> | | | | | |
| Modernization/Additional Grant | 951-570 | 51 | \$ | \$ 813,566.00 | \$ 813,566.00 |
| <u>District Share</u> | | | | | |
| Cash Contribution | | | | 542,377.00 | |
| Total | | | \$ | \$ <u>1,355,943.00</u> | \$ <u>813,566.00</u> |

Funding Source: Proposition 51 Bonds/2016-Nov.

Pursuant to the Board's action on March 11, 2009, this application has been approved and placed on the Unfunded List (Lack of AB 55 Loans). This approval does not constitute a guarantee or commitment of future State funding.

The District shall ensure that it is in compliance with all applicable laws, regulations and certifications it made on the program forms.

Based on the Board's action on June 5, 2017, this project is subject to the Grant Agreement submittal pursuant to School Facility Program Regulation Section 1859.90.4.

The District is responsible for ensuring that the project is compliant with Prevailing Wage Monitoring and/or Labor Compliance Program requirements at the time construction contracts are executed and/or construction commenced.

SCHOOL DISTRICT DATA

Application No: 50/61804-02-008
 School District: San Ramon Valley Unified
 High School Attendance Area: Monte Vista

County: Contra Costa
 School Name: Gale Ranch Middle

PROJECT DATA

Type of Project: Middle School
 K-6:
 7-8: 30
 9-12:
 Non-Severe:
 Severe:
 Application Filing Basis: High School Attendance Area
 Number of Classrooms: 3
 Master Acres: 20
 Existing Acres: 15
 Proposed Acres:
 Recommended Acres: 18.1
 Facility Hardship (a): No
 Financial Hardship Requested: No
 Alternative Education School: No
 Addition to Existing Site: Yes

ADJUSTED GRANT DATA

| | | |
|----------------------------|----|-------------------|
| New Construction Grant | \$ | 367,020.00 |
| Prevailing Wage Monitoring | | 459.00 |
| Total State Share (50%) | | 367,479.00 |
| District Share (50%) | | 367,479.00 |
| Total Project Cost | \$ | <u>734,958.00</u> |

PROJECT FINANCING

State Share

This Project \$ 367,479.00

District Share

Cash Contribution 367,479.00

Financial Hardship

Total Project Cost \$ 734,958.00

HISTORY OF PROJECT COST AND APPORTIONMENT

| | Fund Code | Proposition | Previously Authorized | Authorized This Action | Unfunded Approval This Action |
|-----------------------------|-----------|-------------|-----------------------|------------------------|-------------------------------|
| <u>State Share</u> | | | | | |
| New Construction/Add. Grant | 955-500 | 55 | \$ | \$ 367,479.00 | \$ 367,479.00 |
| <u>District Share</u> | | | | | |
| Cash Contribution | | | | 367,479.00 | |
| Total | | | \$ | \$ <u>734,958.00</u> | \$ <u>367,479.00</u> |

Funding Source: Proposition 55 Bonds/2004-Mar.

Pursuant to the Board's action on March 11, 2009, this application has been approved and placed on the Unfunded List (Lack of AB 55 Loans). This approval does not constitute a guarantee or commitment of future State funding.

The District shall ensure that it is in compliance with all applicable laws, regulations and certifications it made on the program forms.

Based on the Board's action on June 5, 2017, this project is subject to the Grant Agreement submittal pursuant to School Facility Program Regulation Section 1859.90.4.

Pursuant to Education Code Section 17072.25, valid Division of the State Architect approval must be obtained for the project prior to receiving an Apportionment. Otherwise, the project will receive an occurrence for non-participation pursuant to School Facility Program Regulation Section 1859.90.3.

The District is responsible for ensuring that the project is compliant with Prevailing Wage Monitoring and/or Labor Compliance Program requirements at the time construction contracts are executed and/or construction commenced.

SCHOOL DISTRICT DATA

Application No: 50/61804-02-009
 School District: San Ramon Valley Unified
 High School Attendance Area: Monte Vista

County: Contra Costa
 School Name: Dougherty Valley High

PROJECT DATA

Type of Project: High School
 K-6:
 7-8:
 9-12: 100
 Non-Severe:
 Severe:
 Application Filing Basis: High School Attendance Area
 Number of Classrooms: 12
 Master Acres: 70.5
 Existing Acres: 45.38
 Proposed Acres:
 Recommended Acres: 63.3
 Facility Hardship (a): No
 Financial Hardship Requested: No
 Alternative Education School: No
 Addition to Existing Site: Yes

ADJUSTED GRANT DATA

| | | |
|----------------------------|----|---------------------|
| New Construction Grant | \$ | 1,556,700.00 |
| Prevailing Wage Monitoring | | 1,946.00 |
| Total State Share (50%) | | 1,558,646.00 |
| District Share (50%) | | 1,558,646.00 |
| Total Project Cost | \$ | <u>3,117,292.00</u> |

PROJECT FINANCING

State Share

This Project \$ 1,558,646.00

District Share

Cash Contribution 1,558,646.00

Financial Hardship

Total Project Cost \$ 3,117,292.00

HISTORY OF PROJECT COST AND APPORTIONMENT

| | Fund Code | Proposition | Previously Authorized | Authorized This Action | Unfunded Approval This Action |
|-----------------------------|-----------|-------------|-----------------------|------------------------|-------------------------------|
| <u>State Share</u> | | | | | |
| New Construction/Add. Grant | 955-500 | 55 | \$ | \$ 1,558,646.00 | \$ 1,558,646.00 |
| <u>District Share</u> | | | | | |
| Cash Contribution | | | | 1,558,646.00 | |
| Total | | | \$ | \$ <u>3,117,292.00</u> | \$ <u>1,558,646.00</u> |

Funding Source: Proposition 55 Bonds/2004-Mar.

Pursuant to the Board's action on March 11, 2009, this application has been approved and placed on the Unfunded List (Lack of AB 55 Loans). This approval does not constitute a guarantee or commitment of future State funding.

The District shall ensure that it is in compliance with all applicable laws, regulations and certifications it made on the program forms.

Based on the Board's action on June 5, 2017, this project is subject to the Grant Agreement submittal pursuant to School Facility Program Regulation Section 1859.90.4.

Pursuant to Education Code Section 17072.25, valid Division of the State Architect approval must be obtained for the project prior to receiving an Apportionment. Otherwise, the project will receive an occurrence for non-participation pursuant to School Facility Program Regulation Section 1859.90.3.

The District is responsible for ensuring that the project is compliant with Prevailing Wage Monitoring and/or Labor Compliance Program requirements at the time construction contracts are executed and/or construction commenced.

SCHOOL DISTRICT DATA

Application No: 57/68841-00-003
 School District: Templeton Unified

County: San Luis Obispo
 School Name: Templeton Middle

PROJECT DATA

Type of Project: Middle School
 Application Filing Basis: Site Specific
 Pupils Assigned Under 50 Yrs: K-6: 189
 7-8:
 9-12:
 Non-Severe:
 Severe:
 Financial Hardship Requested: No
 Recommended Acres: 10.7
 Alternative Education School: No
 Existing Acres: 9.6

ADJUSTED GRANT DATA

| | |
|------------------------------------|-----------------|
| Modernization Grant - Under 50 Yrs | \$ 880,362.00 |
| Project Assistance | 3,772.00 |
| Fire Detection Alarm | 27,027.00 |
| Prevailing Wage Monitoring | 1,459.00 |
| Small Size Project | 35,214.00 |
| Accessibility/Fire Code Req. | 26,411.00 |
| Total State Share (60%) | 974,245.00 |
| District Share (40%) | 649,497.00 |
| Total Project Cost | \$ 1,623,742.00 |

PROJECT FINANCING

| | |
|-----------------------|-----------------|
| <u>State Share</u> | |
| This Project | \$ 974,245.00 |
| <u>District Share</u> | |
| Cash Contribution | 649,497.00 |
| Financial Hardship | |
| Total Project Cost | \$ 1,623,742.00 |

HISTORY OF PROJECT COST AND APPORTIONMENT

| | Fund Code | Proposition | Previously Authorized | Authorized This Action | Unfunded Approval This Action |
|--------------------------------|-----------|-------------|-----------------------|------------------------|-------------------------------|
| <u>State Share</u> | | | | | |
| Modernization/Additional Grant | 951-570 | 51 | \$ | \$ 974,245.00 | \$ 974,245.00 |
| <u>District Share</u> | | | | | |
| Cash Contribution | | | | 649,497.00 | |
| Total | | | \$ | \$ 1,623,742.00 | \$ 974,245.00 |

Funding Source: Proposition 51 Bonds/2016-Nov.

Pursuant to the Board's action on March 11, 2009, this application has been approved and placed on the Unfunded List (Lack of AB 55 Loans). This approval does not constitute a guarantee or commitment of future State funding.

The District shall ensure that it is in compliance with all applicable laws, regulations and certifications it made on the program forms.

Based on the Board's action on June 5, 2017, this project is subject to the Grant Agreement submittal pursuant to School Facility Program Regulation Section 1859.90.4.

The District is responsible for ensuring that the project is compliant with Prevailing Wage Monitoring and/or Labor Compliance Program requirements at the time construction contracts are executed and/or construction commenced.

Item has been Withdrawn

Washington Colony Elementary

50/62513-00-001

| |
|-----------------------------|
| SCHOOL DISTRICT DATA |
|-----------------------------|

Application No: 50/68130-13-006
School District: Grossmont Union High
High School Attendance Area: El Cajon/El Capitan/Santana/Wh

County: San Diego
School Name: Elite Academy

| |
|---------------------|
| PROJECT DATA |
|---------------------|

Type of Project: High School
K-6:
7-8:
9-12:
Non-Severe:
Severe: 72
Application Filing Basis: High School Attendance Area
Number of Classrooms: 8
Master Acres: 2.2
Existing Acres: 1.56
Proposed Acres:
Recommended Acres: 2.2
Facility Hardship (a): No
Financial Hardship Requested: No
Alternative Education School: No
Addition to Existing Site: Yes

| |
|----------------------------|
| ADJUSTED GRANT DATA |
|----------------------------|

| | |
|-----------------------------------|------------------------|
| New Construction Grant | \$ 2,340,216.00 |
| Fire Detection Alarm | 4,176.00 |
| Prevailing Wage Monitoring | 3,805.00 |
| Service Site | 358,114.00 |
| Off-Site | 47,103.00 |
| Utilities | 13,821.00 |
| Small Size | 280,826.00 |
| Total State Share (50%) | 3,048,061.00 |
| District Share (50%) | 3,048,061.00 |
| Total Project Cost | \$ 6,096,122.00 |

| |
|--------------------------|
| PROJECT FINANCING |
|--------------------------|

State Share

This Project \$ 3,048,061.00

District Share

Cash Contribution 3,048,061.00

Financial Hardship

Total Project Cost \$ **6,096,122.00**

| |
|--|
| HISTORY OF PROJECT COST AND APPORTIONMENT |
|--|

| | Fund Code | Proposition | Previously Authorized | Authorized This Action | Unfunded Approval This Action |
|------------------------------------|----------------|-------------|--------------------------|---------------------------|-------------------------------------|
| <u>State Share</u> | | | | | |
| New Construction/Add. Grant | 951-500 | 51 | \$ | \$ 3,048,061.00 | \$ 3,048,061.00 |
| <u>District Share</u> | | | | | |
| Cash Contribution | | | | 3,048,061.00 | |
| Total | | | \$ | \$ 6,096,122.00 | \$ 3,048,061.00 |

Funding Source: Proposition 51 Bonds/2016-Nov.

Pursuant to the Board's action on March 11, 2009, this application has been approved and placed on the Unfunded List (Lack of AB 55 Loans). This approval does not constitute a guarantee or commitment of future State funding.

The District shall ensure that it is in compliance with all applicable laws, regulations and certifications it made on the program forms.

Based on the Board's action on June 5, 2017, this project is subject to the Grant Agreement submittal pursuant to School Facility Program Regulation Section 1859.90.4.

The District is responsible for ensuring that the project is compliant with Prevailing Wage Monitoring and/or Labor Compliance Program requirements at the time construction contracts are executed and/or construction commenced.

SCHOOL DISTRICT DATA

Application No: 50/73650-00-020

County: Orange

School District: Irvine Unified

School Name: Irvine High

PROJECT DATA

Type of Project: High School

K-6:

7-8:

9-12: 324

Non-Severe:

Severe:

Application Filing Basis: District Wide

Number of Classrooms: 12

Master Acres: 59.14

Existing Acres: 59.14

Proposed Acres:

Recommended Acres: 52.7

Facility Hardship (a): No

Financial Hardship Requested: No

Alternative Education School: No

Addition to Existing Site: Yes

ADJUSTED GRANT DATA

| | | |
|-------------------------|----|----------------------|
| New Construction Grant | \$ | 5,043,708.00 |
| Fire Detection Alarm | | 10,044.00 |
| Service Site | | 646,692.00 |
| Off-Site | | 26,058.00 |
| Utilities | | 107,846.00 |
| Total State Share (50%) | | 5,834,348.00 |
| District Share (50%) | | 5,834,348.00 |
| Total Project Cost | \$ | <u>11,668,696.00</u> |

PROJECT FINANCING

State Share

This Project \$ 5,834,348.00

District Share

Cash Contribution 5,834,348.00

Financial Hardship

Total Project Cost \$ 11,668,696.00

HISTORY OF PROJECT COST AND APPORTIONMENT

| | Fund Code | Proposition | Previously Authorized | Authorized This Action | Unfunded Approval This Action |
|-----------------------------|-----------|-------------|-----------------------|-------------------------|-------------------------------|
| <u>State Share</u> | | | | | |
| New Construction/Add. Grant | 957-500 | 1D | \$ | \$ 5,834,348.00 | \$ 5,834,348.00 |
| <u>District Share</u> | | | | | |
| Cash Contribution | | | | 5,834,348.00 | |
| Total | | | \$ | \$ <u>11,668,696.00</u> | \$ <u>5,834,348.00</u> |

Funding Source: Proposition 1D Bonds/2006-Nov.

Pursuant to the Board's action on March 11, 2009, this application has been approved and placed on the Unfunded List (Lack of AB 55 Loans). This approval does not constitute a guarantee or commitment of future State funding.

The District shall ensure that it is in compliance with all applicable laws, regulations and certifications it made on the program forms.

The District is responsible for ensuring that the project is compliant with Prevailing Wage Monitoring and/or Labor Compliance Program requirements at the time construction contracts are executed and/or construction commenced.

Based on the Board's action on June 5, 2017, this project is subject to the Grant Agreement submittal pursuant to School Facility Program Regulation Section 1859.90.4.

The District shall ensure that it is in compliance with all applicable laws, regulations and certifications it made on the program forms.

SCHOOL DISTRICT DATA

Application No: 50/62117-00-019
 School District: Clovis Unified

County: Fresno
 School Name: Clark Intermediate

PROJECT DATA

Type of Project: Middle School
 K-6:
 7-8: 243
 9-12:
 Non-Severe:
 Severe:
 Application Filing Basis: District Wide
 Number of Classrooms: 9
 Master Acres: 32.8
 Existing Acres: 30
 Proposed Acres:
 Recommended Acres: 31
 Facility Hardship (a): No
 Financial Hardship Requested: No
 Alternative Education School: No
 Addition to Existing Site: Yes

ADJUSTED GRANT DATA

| | | |
|----------------------------|----|---------------------|
| New Construction Grant | \$ | 2,972,862.00 |
| Fire Detection Alarm | | 4,617.00 |
| Prevailing Wage Monitoring | | 3,976.00 |
| Service Site | | 158,260.00 |
| Utilities | | 45,254.00 |
| Total State Share (50%) | | 3,184,969.00 |
| District Share (50%) | | 3,184,969.00 |
| Total Project Cost | \$ | <u>6,369,938.00</u> |

PROJECT FINANCING

State Share

This Project \$ 3,184,969.00

District Share

Cash Contribution 3,184,969.00

Financial Hardship

Total Project Cost \$ 6,369,938.00

HISTORY OF PROJECT COST AND APPORTIONMENT

| | Fund Code | Proposition | Previously Authorized | Authorized This Action | Unfunded Approval This Action |
|-----------------------------|-----------|-------------|-----------------------|------------------------|-------------------------------|
| <u>State Share</u> | | | | | |
| New Construction/Add. Grant | 947-500 | 47 | \$ | \$ 2,600,000.00 | \$ 2,600,000.00 |
| New Construction/Add. Grant | 955-500 | 55 | | 584,969.00 | 584,969.00 |
| <u>District Share</u> | | | | | |
| Cash Contribution | | | | 3,184,969.00 | |
| Total | | | \$ | <u>6,369,938.00</u> | <u>3,184,969.00</u> |

Funding Sources: Proposition 47 Bonds/2002-Nov.; Proposition 55 Bonds/2004-Mar.

Pursuant to the Board's action on March 11, 2009, this application has been approved and placed on the Unfunded List (Lack of AB 55 Loans). This approval does not constitute a guarantee or commitment of future State funding.

The District shall ensure that it is in compliance with all applicable laws, regulations and certifications it made on the program forms.

The District is responsible for ensuring that the project is compliant with Prevailing Wage Monitoring and/or Labor Compliance Program requirements at the time construction contracts are executed and/or construction commenced.

Based on the Board's action on June 5, 2017, this project is subject to the Grant Agreement submittal pursuant to School Facility Program Regulation Section 1859.90.4.

SCHOOL DISTRICT DATA

Application No: 57/62117-00-041
 School District: Clovis Unified

County: Fresno
 School Name: Clark Intermediate

PROJECT DATA

Type of Project: Middle School Application Filing Basis: Site Specific
 Pupils Assigned Under 50 Yrs: K-6:
 7-8: 1065
 9-12:
 Non-Severe:
 Severe: 4
 Financial Hardship Requested: No Recommended Acres: 27.7
 Alternative Education School: No Existing Acres: 30

ADJUSTED GRANT DATA

| | |
|------------------------------------|-----------------|
| Modernization Grant - Under 50 Yrs | \$ 5,016,918.00 |
| Fire Detection Alarm | 153,871.00 |
| Prevailing Wage Monitoring | 7,982.00 |
| Accessibility/Fire Code Req. | 150,508.00 |
| Total State Share (60%) | 5,329,279.00 |
| District Share (40%) | 3,552,853.00 |
| Total Project Cost | \$ 8,882,132.00 |

PROJECT FINANCING

| | |
|-----------------------|-----------------|
| <u>State Share</u> | |
| This Project | \$ 5,329,279.00 |
| <u>District Share</u> | |
| Cash Contribution | 3,552,853.00 |
| Financial Hardship | |
| Total Project Cost | \$ 8,882,132.00 |

HISTORY OF PROJECT COST AND APPORTIONMENT

| | Fund Code | Proposition | Previously Authorized | Authorized This Action | Unfunded Approval This Action |
|--------------------------------|-----------|-------------|-----------------------|------------------------|-------------------------------|
| <u>State Share</u> | | | | | |
| Modernization/Additional Grant | 951-570 | 51 | \$ | \$ 5,329,279.00 | \$ 5,329,279.00 |
| <u>District Share</u> | | | | | |
| Cash Contribution | | | | 3,552,853.00 | |
| Total | | | \$ | \$ 8,882,132.00 | \$ 5,329,279.00 |

Funding Source: Proposition 51 Bonds/2016-Nov.

Pursuant to the Board's action on March 11, 2009, this application has been approved and placed on the Unfunded List (Lack of AB 55 Loans).
 This approval does not constitute a guarantee or commitment of future State funding.

The District shall ensure that it is in compliance with all applicable laws, regulations and certifications it made on the program forms.

Based on the Board's action on June 5, 2017, this project is subject to the Grant Agreement submittal pursuant to School Facility Program Regulation Section 1859.90.4.

The District is responsible for ensuring that the project is compliant with Prevailing Wage Monitoring and/or Labor Compliance Program requirements at the time construction contracts are executed and/or construction commenced.

SCHOOL DISTRICT DATA

Application No: 57/75002-00-007
 School District: Ross Valley

County: Marin
 School Name: White Hill Middle

PROJECT DATA

Type of Project: Middle School Application Filing Basis: Site Specific
 Pupils Assigned Under 50 Yrs: K-6: 267
 7-8: 267
 9-12: 267
 Non-Severe: 267
 Severe: 267
 Financial Hardship Requested: No Recommended Acres: 11.9
 Alternative Education School: No Existing Acres: 12.7

ADJUSTED GRANT DATA

| | |
|------------------------------------|-----------------|
| Modernization Grant - Under 50 Yrs | \$ 1,243,686.00 |
| Project Assistance | 3,772.00 |
| Fire Detection Alarm | 38,181.00 |
| Prevailing Wage Monitoring | 2,337.00 |
| Accessibility/Fire Code Req. | 37,311.00 |
| Two Stop Elevators | 235,334.00 |
| Total State Share (60%) | 1,560,621.00 |
| District Share (40%) | 1,040,414.00 |
| Total Project Cost | \$ 2,601,035.00 |

PROJECT FINANCING

| | |
|-----------------------|-----------------|
| <u>State Share</u> | |
| This Project | \$ 1,560,621.00 |
| <u>District Share</u> | |
| Cash Contribution | 1,040,414.00 |
| Financial Hardship | |
| Total Project Cost | \$ 2,601,035.00 |

HISTORY OF PROJECT COST AND APPORTIONMENT

| | Fund Code | Proposition | Previously Authorized | Authorized This Action | Unfunded Approval This Action |
|--------------------------------|-----------|-------------|-----------------------|------------------------|-------------------------------|
| <u>State Share</u> | | | | | |
| Modernization/Additional Grant | 951-570 | 51 | \$ | \$ 1,560,621.00 | \$ 1,560,621.00 |
| <u>District Share</u> | | | | | |
| Cash Contribution | | | | 1,040,414.00 | |
| Total | | | \$ | \$ 2,601,035.00 | \$ 1,560,621.00 |

Funding Source: Proposition 51 Bonds/2016-Nov.

Pursuant to the Board's action on March 11, 2009, this application has been approved and placed on the Unfunded List (Lack of AB 55 Loans). This approval does not constitute a guarantee or commitment of future State funding.

The District shall ensure that it is in compliance with all applicable laws, regulations and certifications it made on the program forms.

Based on the Board's action on June 5, 2017, this project is subject to the Grant Agreement submittal pursuant to School Facility Program Regulation Section 1859.90.4.

The District is responsible for ensuring that the project is compliant with Prevailing Wage Monitoring and/or Labor Compliance Program requirements at the time construction contracts are executed and/or construction commenced.

SCHOOL DISTRICT DATA

Application No: 51/68114-00-003

County: San Diego

School District: Fallbrook Union Elementary

School Name: Mary Fay Pendleton Elementary

PROJECT DATA

ADJUSTED GRANT DATA

Type of Project: Elementary School

K-6:

7-8:

9-12:

Non-Severe:

Severe:

Application Filing Basis: Site Specific

Number of Classrooms: 52

Master Acres: 20.4

Existing Acres: 13.75

Proposed Acres:

Recommended Acres: 16.5

Facility Hardship (a): Yes

Financial Hardship Requested: No

Alternative Education School: No

Addition to Existing Site: No

Service Site \$ 64,614.00

Fac. Hardship Other 3710 Sq. Ft. 704,900.00

Total State Share (50%) 769,514.00

District Share (50%) 769,514.00

Total Project Cost \$ 1,539,028.00

PROJECT FINANCING

State Share

This Project \$ 769,514.00

District Share

Cash Contribution 769,514.00

Financial Hardship

Total Project Cost \$ 1,539,028.00

HISTORY OF PROJECT COST AND APPORTIONMENT

| | Fund Code | Proposition | Previously Authorized | Authorized This Action | Unfunded Approval This Action |
|-----------------------------|-----------|-------------|-----------------------|------------------------|-------------------------------|
| <u>State Share</u> | | | | | |
| New Construction/Add. Grant | 057-505 | 1D | \$ 769,514.00 | \$ (769,514.00) | |
| New Construction/Add. Grant | 957-505 | 1D | | 769,514.00 | \$ 769,514.00 |
| <u>District Share</u> | | | | | |
| Cash Contribution | | | 769,514.00 | | |
| Total | | | \$ 1,539,028.00 | \$ 0.00 | \$ 769,514.00 |

Funding Source: Proposition 1D Bonds/2006-Nov.

Pursuant to the Board's action on March 11, 2009, this application has been approved and placed on the Unfunded List (Lack of AB 55 Loans). This approval does not constitute a guarantee or commitment of future State funding.

Based on the Board's action on June 5, 2017, this project is subject to the Grant Agreement submittal pursuant to School Facility Program Regulation Section 1859.90.4.

The District shall ensure that it is in compliance with all applicable laws, regulations and certifications it made on the program forms.

The District is responsible for ensuring that the project is compliant with Prevailing Wage Monitoring and/or Labor Compliance Program requirements at the time construction contracts are executed and/or construction commenced.

The District has requested to rescind the Apportionment received on October 24, 2018. The District will receive an occurrence for non-participation in Priority Funding and will receive a new Unfunded Approval date of December 11, 2018.

SCHOOL DISTRICT DATA

Application No 54/67447-00-007
School District San Juan UnifiedCounty Sacramento
Charter School California Montessori Project - San Juan Campus (at Orangevale)
School Name California Montessori Project - San Juan Campus (at Orangevale)

PROJECT DATA

Type of Project: Elementary School

Pupils Assigned K-6:
7-8:9-12:
Non-Severe:
Severe:Non-Toilet sq. ft.: 21,711
Toilet sq. ft.: 844Application Filing Basis: Charter
Number of Classrooms: 14
Master Plan Acres:
Existing Acres: 10.00
Proposed Acres:
Recommended Acres: 8.90

PROJECT FINANCING

State Share

This Project \$ 4,284,182.00

Charter School Share

CSFA Lease Amount

Cash Contribution 4,284,182.00

Total Project Cost \$ 8,568,364.00

PRELIMINARY GRANT DATA

| | | |
|----------------------------------|----|---------------------|
| Charter School Base Grant | \$ | 3,906,350.00 |
| Subtotal | | 3,906,350.00 |
| Inflator Factor | | 546,889.00 |
| Total State Project Share (50%) | | 4,453,239.00 |
| Off-set for 57/67447-00-004 | | -169,057.00 |
| Adjusted State Share (50%) | | 4,284,182.00 |
| CSFA Lease-Payment Amount | | 0.00 |
| Charter School Cash Contribution | | 4,284,182.00 |
| Total Project Cost | \$ | <u>8,568,364.00</u> |

HISTORY OF PROJECT COST AND APPORTIONMENT

| | Fund Code | Proposition | Authorized This Action | Unfunded Preliminary Apportionment |
|-----------------------------|-----------|-------------|------------------------|------------------------------------|
| <u>State Share</u> | | | | |
| Charter School Grant | 957-540 | 1D | \$ 4,284,182.00 | \$ 4,284,182.00 |
| <u>Charter School Share</u> | | | | |
| CSFA Lease Amount | | | | |
| Cash Contribution | | | 4,284,182.00 | |
| Total Project Cost | | | \$ <u>8,568,364.00</u> | \$ <u>4,284,182.00</u> |

Funding Source: Proposition 1D Bonds/2006-Nov.

The Applicant shall ensure that it is in compliance with all applicable laws, regulations and certifications it made on the program forms.

Based on the Board's action on June 5, 2017, this project is subject to the Grant Agreement submittal pursuant to School Facility Program Regulation Section 1859.90.4.

The Applicant is responsible for ensuring that the project is compliant with Prevailing Wage Monitoring and/or Labor Compliance Program requirements at the time construction contracts are executed and/or construction commenced.

The above Charter School Grant is a maximum reservation of funding for each of the construction and site acquisition amounts (50 percent State share amount) and is not intended to reflect the actual project costs at the time the project is converted to a Final Charter School Apportionment (FCSA). The FCSA shall be based on SAB regulation allowances established at the time the project is converted and shall not exceed the maximum amounts in each category.

SCHOOL DISTRICT DATA

Application No 54/61309-00-003
School District San Lorenzo Unified

County Alameda
Charter School KIPP
School Name KIPP Summit Academy

PROJECT DATA

Type of Project: Middle School

Pupils Assigned K-6:
7-8:
9-12:
Non-Severe:
Severe:

Non-Toilet sq. ft.: 30,363
Toilet sq. ft.: 2,023

Application Filing Basis: Charter
Number of Classrooms: 21
Master Plan Acres:
Existing Acres: 5.16
Proposed Acres:
Recommended Acres: 11.40

PRELIMINARY GRANT DATA

| | | |
|----------------------------------|----|---------------|
| Charter School Base Grant | \$ | 6,185,564.00 |
| Urban/Security/Impacted Site | | 1,230,624.00 |
| Subtotal | | 7,416,188.00 |
| Inflator Factor | | 1,038,266.00 |
| Total State Project Share (50%) | | 8,454,454.00 |
| CSFA Lease-Payment Amount | | 8,454,454.00 |
| Charter School Cash Contribution | | 0.00 |
| Total Project Cost | \$ | 16,908,908.00 |

PROJECT FINANCING

State Share
This Project \$ 8,454,454.00
Charter School Share
CSFA Lease Amount 8,454,454.00
Cash Contribution
Total Project Cost \$ 16,908,908.00

HISTORY OF PROJECT COST AND APPORTIONMENT

| | Fund Code | Proposition | Authorized This Action | Unfunded Preliminary Apportionment |
|----------------------|-----------|-------------|------------------------|------------------------------------|
| State Share | | | | |
| Charter School Grant | 957-540 | 1D | \$ 8,454,454.00 | \$ 8,454,454.00 |
| Charter School Share | | | | |
| CSFA Lease Amount | 957-540 | 1D | 8,454,454.00 | 8,454,454.00 |
| Cash Contribution | | | | |
| Total Project Cost | | | \$ 16,908,908.00 | \$ 16,908,908.00 |

Funding Source: Proposition 1D Bonds/2006-Nov.

The Applicant shall ensure that it is in compliance with all applicable laws, regulations and certifications it made on the program forms.

Based on the Board's action on June 5, 2017, this project is subject to the Grant Agreement submittal pursuant to School Facility Program Regulation Section 1859.90.4.

The Applicant is responsible for ensuring that the project is compliant with Prevailing Wage Monitoring and/or Labor Compliance Program requirements at the time construction contracts are executed and/or construction commenced.

The above Charter School Grant is a maximum reservation of funding for each of the construction and site acquisition amounts (50 percent State share amount) and is not intended to reflect the actual project costs at the time the project is converted to a Final Charter School Apportionment (FCSA). The FCSA shall be based on SAB regulation allowances established at the time the project is converted and shall not exceed the maximum amounts in each category.

SCHOOL DISTRICT DATA

| | | | |
|-----------------|-----------------|----------------|--------------------|
| Application No | 54/61259-09-001 | County | Alameda |
| School District | Oakland Unified | Charter School | Oakland Unity High |
| | | School Name | Oakland Unity High |

PROJECT DATA

| | |
|-----------------------------------|----------------|
| Type of Project: | High School |
| Pupils Assigned | K-6: |
| | 7-8: |
| | 9-12: 400 |
| | Non-Severe: 30 |
| | Severe: |
| Application Filing Basis: | Charter |
| Number of Classrooms in This Proj | 20 |
| Master Plan Acres: | |
| Existing Acres: | |
| Proposed Acres: | 3.1 |
| Recommended Acres: | 19.2 |

PRELIMINARY GRANT DATA

| | | |
|----------------------------------|----|---------------------|
| Charter School Base Grant | \$ | 5,170,480.00 |
| Site Acquisition | | 3,300,000.00 |
| Subtotal | | 8,470,480.00 |
| Inflator Factor | | 1,447,734.00 |
| Total State Project Share (50%) | | 9,918,214.00 |
| CSFA Lease-Payment Amount | | 9,918,214.00 |
| Charter School Cash Contribution | | 0.00 |
| Unreleased Authority Returned | | (11,912,785.65) |
| Total Project Cost | \$ | <u>7,923,642.35</u> |

PROJECT FINANCING

| | |
|----------------------|------------------------|
| State Share | |
| This Project | \$ 3,961,821.40 |
| Charter School Share | |
| CSFA Lease Amount | 3,961,820.95 |
| Cash Contribution | |
| Total Project Cost | \$ <u>7,923,642.35</u> |

HISTORY OF PROJECT COST AND APPORTIONMENT

| | Fund Code | Proposition | Previously Authorized Preliminary Apportionment | Authorized This Action | Remaining Preliminary Apportionment This Action |
|----------------------|-----------|-------------|---|---------------------------|---|
| State Share | | | | | |
| Charter School Grant | 957-540 | 1D | \$ 5,956,393.05 | \$ (5,956,393.05) | |
| Charter School Grant | 057-540 | 1D | 3,961,820.95 | | \$ 3,961,821.40 |
| Charter School Share | | | | | |
| CSFA Lease Amount | 957-540 | 1D | 5,956,392.60 | (5,956,392.60) | |
| CSFA Lease Amount | 057-540 | 1D | 3,961,821.40 | | 3,961,820.95 |
| Cash Contribution | | | | | |
| Total Project Cost | | | \$ <u>19,836,428.00</u> | \$ <u>(11,912,785.65)</u> | \$ <u>7,923,642.35*</u> |

Funding Source: Proposition 1D Bonds/2006-Nov.

The above Charter School Grant is a maximum reservation of funding for each of the construction and site acquisition amounts (50 percent State share amount) and is not intended to reflect the actual project costs at the time the project is converted to a Final Charter School Apportionment (FCSA). The FCSA shall be based on SAB regulation allowances established at the time the project is converted and shall not exceed the maximum amounts in each category.

The Applicant did not meet its November 13, 2016 deadline to convert the project to a FCSA. This deadline included the one-time, one-year deadline extension.

This item returns \$11,912,785.65 in unreleased authority reserved for this project to the Charter School Facilities Program.

*The remaining \$7,923,642.35, reflected above as the Remaining Preliminary Apportionment This Action, was previously released to the Applicant for advance design and site costs. This remaining amount is subject to a close out review and will be rescinded or reduced to costs incurred at a future State Allocation Board meeting.

| SCHOOL DISTRICT DATA |
|----------------------|
|----------------------|

| | |
|---|--|
| Application No 54/68338-02-002 School District San Diego Unified | County San Diego Charter School Magnolia Science Academy-San Diego School Name Magnolia Science Academy-San Diego |
|---|--|

| PROJECT DATA | PRELIMINARY GRANT DATA |
|--------------|------------------------|
|--------------|------------------------|

| | |
|--|--|
| Type of Project: Middle School Pupils Assigned K-6: 75 7-8: 102 9-12: Non-Severe: Severe: Application Filing Basis: Charter Number of Classrooms: 7 Master Plan Acres: Existing Acres: 4.4 Proposed Acres: Recommended Acres: 8.1 | Charter School Base Grant \$ 1,515,765.00 Subtotal 1,515,765.00 Inflator Factor 2,296.00 Total State Project Share (50%) 1,518,061.00 CSFA Lease-Payment Amount 1,518,061.00 Charter School Cash Contribution 0.00 Unreleased Authority Returned (2,732,509.80) Total Project Cost \$ <u>303,612.20</u> |
|--|--|

| PROJECT FINANCING |
|-------------------|
|-------------------|

State Share
This Project \$ 151,806.10
Charter School Share
CSFA Lease Amount 151,806.10
Cash Contribution
Total Project Cost \$ 303,612.20

| HISTORY OF PROJECT COST AND APPORTIONMENT |
|---|
|---|

| | Fund Code | Proposition | Previously Authorized Preliminary Apportionment | Authorized This Action | Remaining Preliminary Apportionment This Action |
|-----------------------------|-----------|-------------|---|--------------------------|---|
| State Share | | | | | |
| Charter School Grant | 957-540 | 1D | \$ 1,366,254.90 | \$ (1,366,254.90) | |
| Charter School Grant | 057-540 | 1D | 151,806.10 | | \$ 151,806.10 |
| Charter School Share | | | | | |
| CSFA Lease Amount | 957-540 | 1D | 1,366,254.90 | (1,366,254.90) | |
| CSFA Lease Amount | 057-540 | 1D | 151,806.10 | | 151,806.10 |
| Cash Contribution | | | | | |
| Total Project Cost | | | \$ <u>3,036,122.00</u> | \$ <u>(2,732,509.80)</u> | \$ <u>303,612.20*</u> |

Funding Source: Proposition 1D Bonds/2006-Nov.

The above Charter School Grant is a maximum reservation of funding for each of the construction and site acquisition amounts (50 percent State share amount) and is not intended to reflect the actual project costs at the time the project is converted to a Final Charter School Apportionment (FCSA). The FCSA shall be based on SAB regulation allowances established at the time the project is converted and shall not exceed the maximum amounts in each category.

The Applicant did not meet its May 2, 2017 deadline to convert the project to a FCSA. This deadline included the one-time, one-year deadline extension.

This item returns \$2,732,509.80 in unreleased authority reserved for this project to the Charter School Facilities Program.

*The remaining \$303,612.20, reflected above as the Remaining Preliminary Apportionment This Action, was previously released to the Applicant for advance design costs. This remaining amount is subject to a close out review and will be rescinded or reduced to costs incurred at a future State Allocation Board meeting.

| |
|-----------------------------|
| SCHOOL DISTRICT DATA |
|-----------------------------|

| | |
|---|--|
| Application Number:.....50/64733-00-044 | School District:.....Los Angeles Unified |
| County:.....Los Angeles | School Name:.....East Valley New High #2 |
| Financial Hardship.....No | |

| |
|--------------------------|
| PURPOSE OF REPORT |
|--------------------------|

To recommend accounting revisions to close out a completed project.

| |
|--------------------|
| DESCRIPTION |
|--------------------|

A review of expenditures reported by the District has been made and the revisions indicated are necessary to close out this completed project. The District incurred additional eligible expenditures per SFP Regulation Sections 1859.74 and 1859.106 and may receive additional Department of Toxic Substances Control (DTSC) in the amount of \$2,569.64. The District has concurred with these findings and is eligible for an additional apportionment of the State share in the amount of \$1,284.82.

Detail of Final Cost & Financing

| Budget Item | Currently Approved | Required Change | Revised Approval |
|----------------------------------|-------------------------|--------------------|-------------------------|
| SFP New Construction | \$ 14,778,720.00 | \$ 0.00 | \$ 14,778,720.00 |
| SFP Multi Level Construction | 1,642,291.00 | 0.00 | 1,642,291.00 |
| SFP Site Acquisition | 4,925,000.00 | 0.00 | 4,925,000.00 |
| SFP Site Other | 197,000.00 | 0.00 | 197,000.00 |
| SFP Service Site | 2,016,127.00 | 0.00 | 2,016,127.00 |
| SFP Offsite | 84,067.00 | 0.00 | 84,067.00 |
| SFP Utilities | 114,379.00 | 0.00 | 114,379.00 |
| SFP Urban Security | 7,389,360.00 | 0.00 | 7,389,360.00 |
| SFP Site DTSC Fee | 26,050.00 | 1,284.82 | 27,334.82 |
| SFP Fire Detection/Alarm | 53,237.00 | 0.00 | 53,237.00 |
| SFP Fire Sprinklers | 231,608.00 | 0.00 | 231,608.00 |
| Total State Apportionment | \$ 31,457,839.00 | \$ 1,284.82 | \$ 31,459,123.82 |
| Financing | | | |
| District Contribution | \$ 31,457,839.00 | \$ 1,284.82 | \$ 31,459,123.82 |
| State (SFP) | 31,457,839.00 | 1,284.82 | 31,459,123.82 |
| Total Project Costs | \$ 62,915,678.00 | \$ 2,569.64 | \$ 62,918,247.64 |

| |
|------------------------|
| RECOMMENDATIONS |
|------------------------|

1. Approve an increase of \$2,569.64 in the total project cost from \$62,915,678.00 to \$62,918,247.64.
2. Approve an increase of \$1,284.82 in the District Contribution from \$31,457,839.00 to \$31,459,123.82.
3. Approve an increase of \$1,284.82 in the State Apportionment [Bonds/2016-Nov.; 951-500] from \$31,457,839.00 to \$31,459,123.82.
4. Approve an unfunded approval in the amount of \$1,284.82.

| |
|-----------------------------|
| SCHOOL DISTRICT DATA |
|-----------------------------|

| | |
|---|---|
| Application Number:.....50/72736-00-027 | School District:.....Marysville Joint Unified |
| County:.....Yuba | School Name:.....Ella Elementary |
| Financial Hardship:.....No | |

| |
|--------------------------|
| PURPOSE OF REPORT |
|--------------------------|

To recommend accounting revisions to close out a completed project.

| |
|--------------------|
| DESCRIPTION |
|--------------------|

A review of expenditures reported by the District has been made and the revisions indicated are necessary to close out this completed project. A review of expenditures reported by the District indicates that per SFP Regulation Sections 1859.74 and 1859.106, the District was over-funded for hazardous waste, and Department of Toxic Substances Control (DTSC) costs in the amount of \$90,888.12. The District has concurred with the findings and agrees to return the State funds in the amount of \$45,444.06.

Detail of Final Cost & Financing

| Budget Item | Currently Approved | Required Change | Revised Approval |
|----------------------------------|------------------------|-----------------------|------------------------|
| SFP New Construction | \$ 2,278,000.00 | \$ 0.00 | \$ 2,278,000.00 |
| SFP Service Site | 589,737.00 | 0.00 | 589,737.00 |
| SFP Offsite | 171,978.00 | 0.00 | 171,978.00 |
| SFP Utilities | 71,643.00 | 0.00 | 71,643.00 |
| SFP Site DTSC Fee | 8,400.00 | (5,628.06) | 2,771.94 |
| SFP Hazardous Removal | 39,816.00 | (39,816.00) | 0.00 |
| SFP Fire Detection/Alarm | 2,750.00 | 0.00 | 2,750.00 |
| SFP High Performance | 52,964.00 | 0.00 | 52,964.00 |
| SFP Labor Compliance Program | 21,867.00 | 0.00 | 21,867.00 |
| Total State Apportionment | \$ 3,237,155.00 | \$ (45,444.06) | \$ 3,191,710.94 |

Financing

| | | | |
|----------------------------|------------------------|-----------------------|------------------------|
| District Contribution | \$ 3,237,155.00 | \$ (45,444.06) | \$ 3,191,710.94 |
| State (SFP) | 3,237,155.00 | (45,444.06) | 3,191,710.94 |
| Total Project Costs | \$ 6,474,310.00 | \$ (90,888.12) | \$ 6,383,421.88 |

| |
|------------------------|
| RECOMMENDATIONS |
|------------------------|

1. Approve a decrease of \$90,888.12 in the total project cost from \$6,474,310.00 to \$6,383,421.88.
2. Approve a decrease of \$45,444.06 in the District Contribution from \$3,237,155.00 to \$3,191,710.94.
3. Approve a decrease of \$45,444.06 in the State Apportionment [Bonds/2004-Mar.; 055-500] from \$3,237,155.00 to \$3,191,710.94.
4. Require the District to return State funds in the amount of \$45,444.06.

| |
|-----------------------------|
| SCHOOL DISTRICT DATA |
|-----------------------------|

| | |
|---|-------------------------------------|
| Application Number:.....55/62117-00-006 | School District:.....Clovis Unified |
| County:.....Fresno | School Name:.....Clovis West High |
| Financial Hardship.....No | |

| |
|--------------------------|
| PURPOSE OF REPORT |
|--------------------------|

To recommend accounting revisions to close out a completed project.

| |
|--------------------|
| DESCRIPTION |
|--------------------|

A review of expenditures reported by the District has been made and the revisions indicated are necessary to close out this completed project. This is a Career Technical Education Facilities Program project and has savings in the amount of \$842,034.91. SFP Regulation Section 1859.199 states "an applicant district may not retain savings realized by a Career Technical Education Facilities Project." The District has concurred with the findings and agrees to return the State funds in the amount of \$421,017.46.

Detail of Final Cost & Financing

| Budget Item | Currently Approved | Required Change | Revised Approval |
|----------------------------------|------------------------|------------------------|------------------------|
| SFP New Construction | \$ 1,467,769.00 | \$ (421,017.46) | \$ 1,046,751.54 |
| SFP Service Site | 14,283.00 | 0.00 | 14,283.00 |
| SFP Prevailing Wage Monitoring | 1,879.00 | 0.00 | 1,879.00 |
| SFP CTE Equipment | 20,928.00 | 0.00 | 20,928.00 |
| Total State Apportionment | <u>\$ 1,504,859.00</u> | <u>\$ (421,017.46)</u> | <u>\$ 1,083,841.54</u> |
| Financing | | | |
| District Contribution | \$ 1,504,859.00 | \$ (421,017.45) | \$ 1,083,841.55 |
| State (SFP) | 1,504,859.00 | (421,017.46) | 1,083,841.54 |
| Total Project Costs | <u>\$ 3,009,718.00</u> | <u>\$ (842,034.91)</u> | <u>\$ 2,167,683.09</u> |

| |
|------------------------|
| RECOMMENDATIONS |
|------------------------|

1. Approve a decrease of \$842,034.91 in the total project cost from \$3,009,718.00 to \$2,167,683.09.
2. Approve a decrease of \$421,017.45 in the District Contribution from \$1,504,859.00 to \$1,083,841.55.
3. Approve a decrease of \$421,017.46 in the State Apportionment [Bonds/2006-Nov.; 057-600] from \$1,504,859.00 to \$1,083,841.54.
4. Require the District to return State funds in the amount of \$421,017.46.

REPORT OF THE EXECUTIVE OFFICER
State Allocation Board Meeting, December 11, 2018

SCHOOL FACILITY PROGRAM
CAREER TECHNICAL EDUCATION FACILITIES PROGRAM UNFUNDED APPROVALS

PURPOSE OF REPORT

To present an additional project for approval for placement on the Unfunded List (Lack of AB 55 Loans) for the fourth funding cycle of the School Facility Program (SFP) Career Technical Education Facilities Program (CTEFP).

DESCRIPTION

From May to September 2018, the State Allocation Board (Board) approved CTEFP projects for the fourth funding cycle totaling \$124.3 million. This item requests the Board to approve an additional CTEFP project for placement on the Unfunded List (Lack of AB 55 Loans). With this additional project, the Board will have approved \$124,750,316 for Cycle 4, as shown on Attachment A1.

AUTHORITY

Attachment A.

STAFF ANALYSIS/STATEMENTS

Since the Board's original approval of the CTEFP Cycle 4 projects, additional funds became available to apply to the next project on the funding list. Using these returned funds and those remaining from the original \$125 million designated for Cycle 4, Staff is presenting the project for Wiseburn Unified School District on Attachment B for approval. Furthermore, Staff is presenting an amended Attachment A1 to reflect the adjusted total amount of Proposition 51 CTEFP funding approved for Cycle 4.

RECOMMENDATION

Approve the CTEFP project as shown as Attachment B for application number 59/76869-00-002.

ATTACHMENT A

AUTHORITY

EC Section 101122(a)(4) states: "The amount of five hundred million dollars (\$500,000,000) for facilities for career technical education programs pursuant to Article 13 (commencing with Section 17078.70) of Chapter 12.5 of Part 10 of Division 1 of Title 1."

SFP Regulation Section 1859.196(d) states in part:

(d) For the third and any subsequent cycles, the Board shall apportion funds regardless of Service Region.

(1) Funds shall be apportioned to the highest ranked project in each locale. In order to continue this funding process, one project from each locale must be apportioned. If there are no applications in a given locale(s), projects will be apportioned in the remaining locale(s).

(2) The process will continue until the applications or funds are exhausted, whichever comes first.

(3) In the event two or more applications have the same career technical education plan score and are in the same locale, the applicant with the highest total points in all weighted areas identified in Education Code Section 17078.72(j) will be funded first.

If a Career Technical Education Facilities Project within any funding cycle cannot be fully apportioned because insufficient funding is available, the applicant may either accept the available funding as the full and final apportionment for the project or refuse funding entirely. If funding is refused, the Board shall consider funding the next project eligible for an apportionment pursuant to this Section.

For any Career Technical Education Facilities Project not apportioned pursuant to this Section, the application shall be returned to the applicant. A Career Technical Education Facilities Project returned to the applicant may be resubmitted during a subsequent application acceptance period identified in Section 1859.191, provided the application meets the eligibility criteria in Section 1859.192.

Note: Authority cited: Sections 17070.35 and 17078.72(k), Education Code.

Reference: Section 17078.72, Education Code.

Career Technical Education Facilities Program Cycle 4 Funding - Amended Attachment A1

| Rank Order | Application Number | Applicant | Site | County | CDE Score | Weighted Score | Date Received | Locale | State Grant | Loan Amount | Total Unfunded Approval |
|------------|--------------------|---|------------------------------------|-----------------|-----------|----------------|---------------|----------|--------------|--------------|-------------------------|
| 1 | 59/69856-00-001 | Anderson Union High | Anderson High | Shasta | 140 | 90 | 2/15/2018 | Rural | \$ 578,319 | \$ - | \$ 578,319 |
| 2 | 55/69310-00-002 | Santa Maria Joint Union High | Righetti (Ernest) High | Santa Barbara | 140 | 90 | 2/21/2018 | Urban | \$ 2,444,758 | \$ - | \$ 2,444,758 |
| 3 | 55/75531-00-002 | Dinuba Unified | Dinuba High | Tulare | 139.5 | 89 | 2/21/2018 | Suburban | \$ 2,533,756 | \$ 2,533,756 | \$ 5,067,512 |
| 4 | 55/63529-00-010 | Kern High | Independence High | Kern | 139.5 | 90 | 2/21/2018 | Rural | \$ 2,392,307 | \$ - | \$ 2,392,307 |
| 5 | 55/75515-00-001 | Eureka City Unified | Eureka Senior High | Humboldt | 138 | | 2/21/2018 | Suburban | \$ 3,000,000 | \$ - | \$ 3,000,000 |
| 6 | 55/62117-00-009 | Clovis Unified | Clovis West High | Fresno | 137.5 | | 2/14/2018 | Urban | \$ 1,500,939 | \$ - | \$ 1,500,939 |
| 7 | 55/63529-00-007 | Kern High | Independence High | Kern | 139 | | 2/21/2018 | Rural | \$ 130,454 | \$ - | \$ 130,454 |
| 8 | 55/68759-00-003 | Lucia Mar Unified | Nipomo High School | San Luis Obispo | 137.5 | | 2/20/2018 | Suburban | \$ 2,000,000 | \$ - | \$ 2,000,000 |
| 9 | 55/10108-00-002 | Fresno County Superintendent of Schools | Career Technical Education Charter | Fresno | 137 | | 2/21/2018 | Urban | \$ 2,431,380 | \$ - | \$ 2,431,380 |
| 10 | 55/62125-00-001 | Coalinga/Huron Joint Unified | Coalinga High | Fresno | 137 | 90 | 2/15/2018 | Suburban | \$ 2,515,093 | \$ - | \$ 2,515,093 |
| 11 | 55/62166-00-002 | Fresno Unified | Fresno High | Fresno | 136 | | 2/20/2018 | Urban | \$ 1,905,671 | \$ - | \$ 1,905,671 |
| 12 | 55/75580-00-001 | Golden Valley Unified | Liberty High | Madera | 133.5 | | 2/15/2018 | Rural | \$ 2,865,579 | \$ - | \$ 2,865,579 |
| 13 | 55/70532-00-002 | Dixon Unified | Dixon High | Solano | 137 | 90 | 2/20/2018 | Suburban | \$ 978,159 | \$ - | \$ 978,159 |
| 14 | 55/62166-00-005 | Fresno Unified | Duncan (Erma) Polytechnical High | Fresno | 133.5 | 90 | 2/20/2018 | Urban | \$ 2,857,001 | \$ - | \$ 2,857,001 |
| 15 | 55/63529-00-011 | Kern High | Independence High | Kern | 133 | | 2/21/2018 | Rural | \$ 749,811 | \$ - | \$ 749,811 |
| 16 | 55/62414-00-001 | Sanger Unified | Sanger High | Fresno | 136.5 | | 2/14/2018 | Suburban | \$ 2,668,934 | \$ - | \$ 2,668,934 |
| 17 | 55/65243-00-004 | Madera Unified | Madera High | Madera | 133.5 | 89 | 2/15/2018 | Urban | \$ 1,608,476 | \$ - | \$ 1,608,476 |
| 18 | 59/73809-00-002 | Firebaugh-Las Deltas Unified | Firebaugh High | Fresno | 132 | | 2/20/2018 | Rural | \$ 1,118,044 | \$ - | \$ 1,118,044 |
| 19 | 55/67876-00-001 | San Bernardino City Unified | Pacific High | San Bernardino | 135 | | 2/20/2018 | Urban | \$ 3,000,000 | \$ - | \$ 3,000,000 |
| 20 | 55/66951-00-001 | Western Placer Unified | New High #2 | Placer | 135 | | 2/21/2018 | Suburban | \$ 3,000,000 | \$ - | \$ 3,000,000 |
| 21 | 55/63529-00-014 | Kern High | Independence High | Kern | 131.5 | 85 | 2/21/2018 | Rural | \$ 646,071 | \$ - | \$ 646,071 |
| 22 | 55/73999-00-003 | Kerman Unified | Kerman High | Fresno | 134.5 | 86 | 2/9/2018 | Suburban | \$ 1,950,923 | \$ - | \$ 1,950,923 |
| 23 | 55/67314-00-002 | Elk Grove Unified | Valley High | Sacramento | 133 | | 2/16/2018 | Urban | \$ 996,026 | \$ - | \$ 996,026 |
| 24 | 55/63529-00-015 | Kern High | Independence High | Kern | 131.5 | 81 | 2/21/2018 | Rural | \$ 338,403 | \$ - | \$ 338,403 |
| 25 | 55/75531-00-003 | Dinuba Unified | Dinuba High | Tulare | 134.5 | 85 | 2/21/2018 | Suburban | \$ 1,627,923 | \$ 1,627,923 | \$ 3,255,846 |
| 26 | 55/68338-03-002 | San Diego Unified | Crawford Senior High | San Diego | 132.5 | | 2/20/2018 | Urban | \$ 2,629,783 | \$ - | \$ 2,629,783 |
| 27 | 55/63529-00-012 | Kern High | Independence High | Kern | 130.5 | | 2/21/2018 | Rural | \$ 1,005,472 | \$ - | \$ 1,005,472 |
| 28 | 55/65094-00-001 | West Covina Unified | West Covina High | Los Angeles | 134 | 88 | 2/16/2018 | Suburban | \$ 3,000,000 | \$ - | \$ 3,000,000 |
| 29 | 59/68338-01-001 | San Diego Unified | Mira Mesa Senior High | San Diego | 132 | 89 | 2/20/2018 | Urban | \$ 1,483,774 | \$ - | \$ 1,483,774 |
| 30 | 55/63529-00-016 | Kern High | Independence High | Kern | 130 | | 2/21/2018 | Rural | \$ 3,000,000 | \$ - | \$ 3,000,000 |
| 31 | 55/67355-00-003 | Galt Joint Union High | Galt High | Sacramento | 134 | 87 | 2/21/2018 | Suburban | \$ 1,055,770 | \$ - | \$ 1,055,770 |
| 32 | 55/62166-00-004 | Fresno Unified | Duncan (Erma) Polytechnical High | Fresno | 132 | 87 | 2/20/2018 | Urban | \$ 1,190,400 | \$ - | \$ 1,190,400 |
| 33 | 55/63529-00-009 | Kern High | Independence High | Kern | 129.5 | | 2/21/2018 | Rural | \$ 721,180 | \$ - | \$ 721,180 |
| 34 | 55/73999-00-002 | Kerman Unified | Kerman High | Fresno | 134 | 86 | 2/9/2018 | Suburban | \$ 1,697,218 | \$ - | \$ 1,697,218 |
| 35 | 55/65243-00-003 | Madera Unified | Madera High | Madera | 131 | | 2/15/2018 | Urban | \$ 636,759 | \$ - | \$ 636,759 |
| 36 | 55/75580-00-002 | Golden Valley Unified | Liberty High | Madera | 128.5 | 86 | 2/15/2018 | Rural | \$ 2,357,340 | \$ - | \$ 2,357,340 |
| 37 | 55/67314-00-004 | Elk Grove Unified | Florin High | Sacramento | 133 | | 2/16/2018 | Suburban | \$ 1,588,345 | \$ - | \$ 1,588,345 |
| 38 | 59/62166-00-004 | Fresno Unified | Duncan (Erma) Polytechnical High | Fresno | 130.5 | 90 | 2/20/2018 | Urban | \$ 1,106,787 | \$ - | \$ 1,106,787 |
| 39 | 55/63529-00-006 | Kern High | Independence High | Kern | 128.5 | 82 | 2/21/2018 | Rural | \$ 273,118 | \$ - | \$ 273,118 |
| 40 | 55/73650-00-003 | Irvine Unified | Creekside High | Orange | 132 | 87 | 2/20/2018 | Suburban | \$ 439,400 | \$ - | \$ 439,400 |
| 41 | 59/62166-00-002 | Fresno Unified | Hoover High | Fresno | 130.5 | 85 | 2/20/2018 | Urban | \$ 623,386 | \$ - | \$ 623,386 |
| 42 | 55/75523-00-004 | Porterville Unified | Granite Hills High School | Tulare | 128 | | 2/21/2018 | Rural | \$ 2,998,035 | \$ - | \$ 2,998,035 |
| 43 | 55/67314-00-005 | Elk Grove Unified | Laguna Creek High | Sacramento | 131.5 | 85 | 2/16/2018 | Suburban | \$ 2,078,653 | \$ - | \$ 2,078,653 |
| 44 | 59/68809-00-004 | San Luis Coastal Unified | San Luis Obispo High | San Luis Obispo | 130 | 83 | 2/16/2018 | Urban | \$ 1,355,143 | \$ - | \$ 1,355,143 |
| 45 | 55/70466-00-003 | Siskiyou Union High | Mt. Shasta High | Siskiyou | 123 | | 2/20/2018 | Rural | \$ 720,000 | \$ - | \$ 720,000 |
| 46 | 55/76786-00-001 | Santa Barbara Unified | Dos Pueblos High | Santa Barbara | 131.5 | 85 | 2/20/2018 | Suburban | \$ 1,299,928 | \$ - | \$ 1,299,928 |
| 47 | 59/68809-00-005 | San Luis Coastal Unified | San Luis Obispo High | San Luis Obispo | 130 | 83 | 2/16/2018 | Urban | \$ 479,234 | \$ - | \$ 479,234 |
| 48 | 55/66985-00-001 | Banning Unified | Banning High | Riverside | 118.5 | 75 | 2/14/2018 | Rural | \$ 3,000,000 | \$ - | \$ 3,000,000 |
| 49 | 55/76786-00-002 | Santa Barbara Unified | Dos Pueblos High | Santa Barbara | 131.5 | 82 | 2/20/2018 | Suburban | \$ 2,930,307 | \$ - | \$ 2,930,307 |
| 50 | 55/62117-00-012 | Clovis Unified | Clovis North High | Fresno | 130 | 82 | 2/14/2018 | Urban | \$ 1,318,700 | \$ - | \$ 1,318,700 |
| 51 | 55/63529-00-013 | Kern High | Independence High | Kern | 118.5 | 73 | 2/21/2018 | Rural | \$ 279,827 | \$ - | \$ 279,827 |
| 52 | 55/68841-00-001 | Templeton Unified | Templeton High | San Luis Obispo | 130.5 | | 2/20/2018 | Suburban | \$ 1,158,991 | \$ - | \$ 1,158,991 |
| 53 | 55/68338-06-001 | San Diego Unified | Madison Senior High | San Diego | 129.5 | | 2/20/2018 | Urban | \$ 2,989,133 | \$ - | \$ 2,989,133 |
| 54 | 55/73916-00-001 | Laytonville Unified | Laytonville High | Mendocino | 117 | | 2/20/2018 | Rural | \$ 758,159 | \$ 550,000 | \$ 1,308,159 |
| 55 | 55/64451-00-002 | Downey Unified | Warren High | Los Angeles | 129.5 | 79 | 2/21/2018 | Suburban | \$ 1,948,793 | \$ - | \$ 1,948,793 |

Career Technical Education Facilities Program Cycle 4 Funding - Amended Attachment A1

| Rank Order | Application Number | Applicant | Site | County | CDE Score | Weighted Score | Date Received | Locale | State Grant | Loan Amount | Total Unfunded Approval |
|------------|--------------------|---|------------------------------------|-----------------|-----------|----------------|---------------|----------|--------------|-------------|-------------------------|
| 56 | 59/68809-00-006 | San Luis Coastal Unified | San Luis Obispo High | San Luis Obispo | 129 | 83 | 2/16/2018 | Urban | \$ 1,500,000 | \$ - | \$ 1,500,000 |
| 57 | 55/63529-00-008 | Kern High | Independence High | Kern | 115 | | 2/21/2018 | Rural | \$ 468,692 | \$ - | \$ 468,692 |
| 58 | 55/63891-00-001 | Corcoran Joint Unified | Corcoran High | Kings | 129.5 | 78 | 2/15/2018 | Suburban | \$ 2,925,208 | \$ - | \$ 2,925,208 |
| 59 | 55/61424-00-004 | Chico Unified | Pleasant Valley Senior High | Butte | 129 | 83 | 2/21/2018 | Urban | \$ 3,000,000 | \$ - | \$ 3,000,000 |
| 60 | 55/73809-00-001 | Firebaugh-Las Deltas Unified | Firebaugh High | Fresno | 114.5 | | 2/22/2018 | Rural | \$ 1,297,487 | \$ - | \$ 1,297,487 |
| 61 | 59/72694-00-001 | Washington Unified | River City Senior High | Yolo | 129 | 82 | 2/20/2018 | Suburban | \$ 1,500,000 | \$ - | \$ 1,500,000 |
| 62 | 59/64733-00-029 | Los Angeles Unified | Dorsey (Susan Miller) Senior High | Los Angeles | 128 | 82 | 2/21/2018 | Urban | \$ 1,500,000 | \$ - | \$ 1,500,000 |
| 63 | 55/65136-00-001 | William S. Hart Union High | Castaic High | Los Angeles | 114 | | 2/21/2018 | Rural | \$ 1,160,374 | \$ - | \$ 1,160,374 |
| 64 | 55/62117-00-011 | Clovis Unified | Clovis High | Fresno | 128.5 | | 2/14/2018 | Suburban | \$ 522,589 | \$ - | \$ 522,589 |
| 65 | 55/10108-00-001 | Fresno County Superintendent of Schools | Career Technical Education Charter | Fresno | 128 | 80 | 2/21/2018 | Urban | \$ 2,529,505 | \$ - | \$ 2,529,505 |
| 66 | 55/71639-00-001 | Red Bluff Joint Union High | Red Bluff High | Tehama | 113.3 | | 2/15/2018 | Rural | \$ 1,523,067 | \$ - | \$ 1,523,067 |
| 67 | 55/72454-00-001 | Fillmore Unified | Fillmore Senior High | Ventura | 128 | 84 | 2/21/2018 | Suburban | \$ 3,000,000 | \$ - | \$ 3,000,000 |
| 68 | 59/61424-00-005 | Chico Unified | Pleasant Valley Senior High | Butte | 127 | 83 | 2/21/2018 | Urban | \$ 1,201,901 | \$ - | \$ 1,201,901 |
| 69 | 55/63529-00-005 | Kern High | Independence High | Kern | 112 | | 2/21/2018 | Rural | \$ 1,257,250 | \$ - | \$ 1,257,250 |
| 70 | 55/63529-00-017 | Kern High | North High | Kern | 126.5 | 84 | 2/21/2018 | Suburban | \$ 1,435,435 | \$ - | \$ 1,435,435 |
| 71 | 55/62166-00-003 | Fresno Unified | Fresno High | Fresno | 126 | 84 | 2/20/2018 | Urban | \$ 472,715 | \$ - | \$ 472,715 |
| 72 | 55/75242-02-001 | Val Verde Unified | Orange Vista High | Riverside | 108 | | 2/20/2018 | Rural | \$ 481,639 | \$ - | \$ 481,639 |
| 73 | 59/66431-05-001 | Anaheim Union High | Oxford High | Orange | 126.5 | 80 | 2/21/2018 | Suburban | \$ 1,302,330 | \$ - | \$ 1,302,330 |
| 74 | 59/62166-00-001 | Fresno Unified | McLane High | Fresno | 125.5 | 83 | 2/20/2018 | Urban | \$ 603,332 | \$ - | \$ 603,332 |
| 75 | 59/76869-00-002 | Wiseburn Unified | Da Vinci Communications High | Los Angeles | 126 | 82 | 2/21/2018 | Suburban | \$ 395,451 | \$ - | \$ 395,451 |
| | | | | | | | | | | \$ | 124,750,316 |

ATTACHMENT B

SAB Meeting: December 11, 2018

Career Technical Educational Facilities Program - Grant Approval

APPLICANT DATA

| | | | |
|------------------------|------------------|-------------------------|--------------------------------|
| Application No: | 59/76869-00-002 | Site Name: | Da Vinci Communications High |
| County: | Los Angeles | Industry Sector: | Arts, Media, and Entertainment |
| Applicant: | Wiseburn Unified | Pathway: | Production and Managerial Arts |

PROJECT DATA

| | |
|---|---------------|
| Type of Project: | Modernization |
| Reservation of Funds: | Y |
| Loan Requested: | N |
| Qualifying SFP Project: | n/a |
| Number of CTE Classrooms: | 1 |
| SFP Classroom Allowance Deduction: | n/a |

GRANT DATA

| | |
|-------------------------------------|----------------------|
| Eligible Project Costs (50%) | |
| Construction: | \$ 37,031.00 |
| Equipment: | 358,420.00 |
| Site Development: | - |
| SFP Deduction: | 0.00 |
| Total State Share (50%) | 395,451.00 |
| District Share (50%) | 395,451.00 |
| Total Project Costs | \$ 790,902.00 |

PROJECT FINANCING

| | | |
|-----------------------------|------------------|----------------------|
| | Fund Code | |
| State Share (50%) | | |
| This Project | 951-600 | \$ 395,451.00 |
| District Share (50%) | | |
| Cash Contribution | | 395,451.00 |
| Total Project Cost | | \$ 790,902.00 |

Funding Source: Bonds/2016-Nov.

Pursuant to the Board's action on March 11, 2009, this application is presented for unfunded approval and placement on the Unfunded List (Lack of AB 55 Loans). This approval does not constitute a guarantee or commitment of future State funding.

Pursuant to School Facility Program Regulation Section 1859.90.4, the applicant is required to submit a signed Grant Agreement for the project prior to or concurrent with a request for the release of funds.

Pursuant to School Facility Program Regulation Section 1859.199, the State portion of any and all project savings realized from the funding of a Career Technical Education Facilities Program project must be returned to the State.

The Applicant shall ensure that it is in compliance with all applicable laws, regulations and certifications it made on the program forms.

The Applicant is responsible for ensuring that the project is compliant with Prevailing Wage Monitoring and/or Labor Compliance Program requirements at the time construction contracts are executed and/or construction commenced.

The Applicant has requested a Reservation of Funds. Pursuant to School Facility Program Regulation Section 1859.197, the Applicant is required to submit the California Department of Education plan approval and the Division of the State Architect approved plans and specifications to the Office of Public School Construction within 12 months of receiving an Apportionment. If this requirement is not met, the Apportionment will be rescinded without further Board action.

REPORT OF THE EXECUTIVE OFFICER
State Allocation Board Meeting, December 11, 2018

CHARTER SCHOOL FACILITIES PROGRAM
EXTENSION TO CONVERSION DEADLINE

PURPOSE OF REPORT

To present Nord Country School's (application number 54/61424-00-005) and Education for Change – Lazear Charter Academy's (application number 54/61259-00-004) requests for one-year extensions to their conversion deadlines for their rehabilitation projects.

DESCRIPTION

Charter schools participating in the Charter School Facilities Program (CSFP) must convert a preliminary apportionment (PA) within a four-year period. This item requests one-year extensions to the conversion deadlines for Nord Country School and Education for Change – Lazear Charter Academy (Charter Schools), as provided for in regulation.

AUTHORITY

See Attachment A.

BACKGROUND

The CSFP provides PAs (reservations of bond authority) for new construction and rehabilitation projects. The PA for a CSFP project must be converted within a four-year period to an adjusted grant apportionment meeting all the School Facilities Program (SFP) criteria, unless a single one-year extension is granted.

Charter schools may request the State Allocation Board (Board) approve a one-year extension. The request will be approved when a charter school meets one of the following sets of criteria:

- The charter school has provided evidence of both of the following:
 - The California Department of Education (CDE) has made a contingent or final approval of the proposed site; and,
 - The Division of the State Architect (DSA) has confirmed that the final plans for the project have been submitted to the DSA for review and approval.
- Other evidence satisfactory to the Board justifying the extension.

STAFF ANALYSIS/COMMENTS

Nord Country School's current conversion deadline is April 15, 2019. Nord Country School is requesting an extension to this deadline in order to combine the project with a locally funded project at the site. Nord Country School anticipates submitting to the Division of the State Architect (DSA) and California Department of Education (CDE) for final plan approval by December 2018, and submitting a conversion application by January 2020. The new conversion deadline would be April 15, 2020.

Education for Change – Lazear Charter Academy's current conversion deadline is November 25, 2018. Education for Change – Lazear Charter Academy has received final plan approval by DSA and CDE and anticipates submitting a conversion application by the deadline. They are requesting an extension to accommodate any unforeseen delays in compiling the final application.

Staff has reviewed the Charter Schools' requests (Attachment B), which provide satisfactory evidence to justify the extensions. Staff supports the Charter Schools' requests for one-year extensions to the conversion deadlines.

RECOMMENDATION

Approve the Charter Schools' requests for one-year extensions to their conversion deadlines. Require that the PA for Nord Country School be converted to a final apportionment by April 15, 2020 and that the PA for Education for Change - Lazear Charter Academy be converted to a final apportionment by November 25, 2019, or the PAs will be rescinded and the bond authority returned to the CSFP.

ATTACHMENT A

AUTHORITY

School Facility Program (SFP) Section 1859.166. Time Limit on Preliminary Charter School Apportionment.

(a) A complete request to convert a Preliminary Charter School Apportionment to a Final Charter School Apportionment pursuant to Section 1859.165 shall be made within four years of the date of the Preliminary Charter School Apportionment unless the Charter School received approval of an extension pursuant to Section 1859.166.1.

(b) If (a) is not met, and the Charter School has not received an advance release of funds as provided in Section 1859.164.2, the following will occur:

(1) the Preliminary Charter School Apportionment shall be rescinded and any remaining Preliminary Charter School Apportionment, not released to the Charter School, shall be transferred to the Unrestricted Charter School Fund within the appropriate Charter School Facility Account, and;

(2) the SFP New Construction Eligibility will be increased by the number of unhoused pupils pursuant to Section 1859.162.2 for the school district that physically contains the Charter School within its geographical boundaries.

(c) If (a) is not met, and the Charter School has received an advance release of funds as provided in Section 1859.164.2, the following will occur:

(1) The Preliminary Charter School Apportionment shall be rescinded and any remaining Preliminary Charter School Apportionment, not released to the Charter School, shall be transferred to the Unrestricted Charter School Fund within the appropriate Charter School Facility Account, and;

(2) Funds released pursuant to Section 1859.164.2(a) shall be reduced to cost incurred and closed-out pursuant to Section 1859.106 with a corresponding SFP new construction baseline eligibility adjustment for the pupils assigned to the Preliminary Charter School Application. The adjustment to the baseline eligibility shall be based on the ratio of the number of unhoused pupils pursuant to Section 1859.162.2 and the project capacity which generated the project funding to the eligible expenditures. Any funds released are subject to the fifty percent local matching share requirement as required by EC 17078.54(d). Funds returned pursuant to Section 1859.106 shall be transferred to the Unrestricted Charter School Fund within the appropriate Charter School Facility Account, and;

(3) Funds released pursuant to Section 1859.164.2(b) shall be subject to the provisions of Section 1859.171.

SFP Section 1859.166.1. Preliminary Charter School Apportionment Time Limit Extension.

A Charter School that has received a Preliminary Charter School Apportionment may request a single one-year extension of the time limit prescribed in Section 1859.166(a). The Board shall approve the request provided the criteria in (a) or (b) are met:

(a) The Charter School has provided evidence of both of the following:

(1) The CDE has made a contingent or final approval of the proposed site; and,

(2) The DSA has confirmed that the final plans for the project have been submitted to the DSA for review and approval.

(b) Other evidence satisfactory to the Board justifying the extension.



Nord Country School

5554 California Street, Chico CA 95973

PH: 530 891-3138

F: 530 891-3273

9/21/2018

Erin Cunneen
Project Manager, Charter School Facilities Program
Office of Public School Construction
707 Third Street
West Sacramento, CA 95605

Dear Erin,

We would like to ask for a one year extension for our rehabilitation project (application number 54/61424-00-005). We are currently in the planning process with our architect to combine a large portion of the rehabilitation grant funds with Measure K bond funds to do a modernization and expansion of our cafeteria and kitchen.

In this instance, the grant funds would be used to modernize the kitchen as well as three classrooms and the bond funds would be used to expand the cafeteria footprint. This is a significant project. We anticipate submitting to DSA and CDE for final plan approval by December and begin construction by April 2019 with a completion date of January 2020 at the latest. Final conversion would be possible at that time.

Combining these funds will let our small school do the most we can with the funds available. We hope that granting this extension is possible. Please let us know if you need any further information or correspondence to be able to approve this request.

Regards,

Kathleen Dahlgren
Principal/Superintendent



Education for Change Public Schools

October 15, 2018

Ms. Erin Cunneen

Project Manager
Office of Public School Construction
707 Third Street
West Sacramento, CA 95605

Subject: Lazear Charter Academy Charter School Facilities Program Project Application Number 54/61259-00-004 – Request for One Year Extension

Dear Ms. Cunneen,

Pursuant to School Facility Program (SFP) Regulation Section 1859.166.1, please accept this request from Education for Change Public Schools (EFC) for a single one-year extension of the time limit prescribed in 1859.166(a) for the Charter School Facilities Program Rehabilitation Project (Project) at Lazear Charter Academy (54/61259-00-004).

EFC recently obtained important project approvals as follows:

- DSA Increment 3 on 5/29/2018
- DSA Increment 1 on 7/3/2018
- DSA Increment 2 on 9/18/2018
- CDE Final Plan Approval on 9/25/2018

Lazear Charter Academy is located on an existing OUSD school site, and therefore is not required to obtain California Department of Education (CDE) Site Approval.

The four-year deadline to convert to a Final Apportionment for this project is November 25, 2018. While we anticipate that we will submit the final conversion application in the next month or so before the four-year



Education *for* Change

Public Schools

deadline, we respectfully request the one-year extension in order to accommodate any unforeseen delays in compiling the final application.

Please feel free to contact me should you have any further questions. Thank you very much.

Sincerely,

A handwritten signature in blue ink, appearing to be "R. McNeel".

Richard McNeel

Director of Financial Strategy

Facility Hardship / Rehabilitation Program

REPORT OF THE EXECUTIVE OFFICER
State Allocation Board Meeting, December 11, 2018

SCHOOL DISTRICT DATA

School District:FALLBROOK UNION ELEMENTARY County:.....SAN DIEGO
Application Number:..... 51/68114-00-004 School Name:.....MARY FAY PENDLETON ELEMENTARY
Total District Enrollment:.....4,864 Project Grade Level:.....K-8
Financial Hardship:.....NO

PURPOSE OF REPORT

Type of Request State Allocation Board (Board) approval for placement on the Unfunded List (Lack of AB 55 Loans) for School Facility Program (SFP) Facility Hardship replacement funding for rehabilitation work.

Total Project Cost \$22,210,812.00

Cost to the State \$11,105,406.00

DESCRIPTION

Description of Health and Safety Threat A report by Roesling Nakamura Architects, Inc., dated May 4, 2018, identified the existence of structural deficiencies due to the deterioration of wood-framed sills caused by excessive dry-rot and termite damage. Wall siding, deterioration and warping of underlayment have resulted in beehive and nesting bird infestation in the wood-sided walls and wood Facias of the original campus buildings. Per the Architect's extensive research and investigation, it is evident that these issues pose imminent hazard to the health and safety of the students and staff.

Scope of Project The project consists of the replacement of the affected buildings: buildings; Administration, Kindergarten, Classrooms 1, 2, 3, 4, 5, Multipurpose and 13 relocatable classrooms.

Status of School Site The District anticipates starting construction in the summer of 2019.

QUALIFYING CRITERIA

Government/State Level Concurrence The Division of the State Architect (DSA) provided a written concurrence dated August 30, 2018, that supports the industry specialist's findings and recommended work to mitigate the health and safety threat.

Site Visit Completed by Staff Yes.

Staff Supports the District's Request Yes.

AUTHORITY

See Attachment A.

RECOMMENDATIONS

1. Approve the District's request for an unfunded approval for placement on the Unfunded List (Lack of AB 55 Loans) for replacement funding at the Mary Fay Pendleton Elementary School site, pursuant to SFP Regulation Section 1859.82(a) as shown as Attachment B.
2. Provide that for purposes of SFP modernization eligibility, the building age would be reset to 12 months from the date of DSA plan approval. The new date would be August 31, 2019.

ATTACHMENT A

AUTHORITY

Education Code (EC) Section 17075.10(a) states:

A school district may apply for hardship assistance in cases of extraordinary circumstances. Extraordinary circumstances may include, but are not limited to, the need to repair, reconstruct, or replace the most vulnerable school facilities that are identified as a Category 2 building, as defined in the report submitted pursuant to Section 17317, determined by the department to pose an unacceptable risk of injury to its occupants in the event of a seismic event.

SFP Regulation Section 1859.82 states, “A district is eligible for facility hardship funding to repair, replace, or construct new classrooms and related facilities if the district demonstrates there is an unmet need for pupil housing or the condition of the facilities, or the lack of facilities, is a threat to the health and safety of the pupils.”

SFP Regulation Section 1859.82(a)(1) provides for Facility Hardship grant funding when:

The facilities are needed to ensure the health and safety of the pupils if the district can demonstrate to the satisfaction of the Board that the health and safety of the pupils is at risk. Factors to be considered by the Board shall include the close proximity to a major freeway, airport, electrical facility, high power transmission lines, dam, pipeline, industrial facility, adverse air quality emission or other health and safety risks, including structural deficiencies required by the DSA to be repaired, seismic mitigation of the Most Vulnerable Category 2 Buildings as verified by the DSA, traffic safety or because the pupils reside in remote areas of the district and transportation to existing facilities is not possible or poses a health and safety risk.

SFP Regulation Section 1859.82(a)(1)(A)(2) states, “If the total cost to remain in the classroom or related facility is greater than 50 percent of the Current Replacement Cost and the Application is for replacement facilities, the district may qualify for a grant for a new or replacement school or replacement facilities as a new construction project.”

SFP Regulation Section 1859.82 further states, “If the district qualifies for repair of a Qualified Historical School Building pursuant to (a)(1)(A)3. or replacement facilities on the same site pursuant to either (a)(1)(A)2. or (a)(2) above, the district is eligible for funding as a new construction project. Replacement facilities and square footage amounts used to determine funding for a Qualified Historical School Building shall be allowed in accordance with the square footage amounts provided in the chart in Section (b) below...The square footage provided, after accounting for all useable facilities on the site, shall not exceed the following:”

| <i>Facility</i> | <i>Elementary School Pupils</i> | <i>Middle School Pupils</i> | <i>High School Pupils</i> |
|---------------------------------------|--|---|---|
| Multi-Purpose (includes food service) | 5.3 sq. ft. per pupil minimum 4,000 sq. ft. | 5.3 sq. ft. per pupil minimum 5,000 sq. ft. | 6.3 sq. ft. per pupil minimum 8,200 sq. ft. |
| Toilet | 3 sq. ft. per pupil minimum 300 sq. ft. | 4 sq. ft. per pupil minimum 300 sq. ft. | 5 sq. ft. per pupil minimum 300 sq. ft. |
| Gymnasium (includes shower/locker) | N/A | 12.9 sq. ft. per pupil minimum 6,828 sq. ft. maximum 16,000 sq. ft. | 15.3 sq. ft. per pupil minimum 8,380 sq. ft. maximum 18,000 sq. ft. |
| School Administration | 3 sq. ft. per pupil minimum 600 sq. ft. | 3 sq. ft. per pupil minimum 600 sq. ft. | 4 sq. ft. per pupil minimum 800 sq. ft. |
| Library/Media Center | 2.3 sq. ft. per pupil plus 600 sq. ft. | 3.3 sq. ft. per pupil plus 600 sq. ft. | 4.3 sq. ft. per pupil plus 600 sq. ft. |

SAB Meeting: December 11, 2018

New Construction - Adjusted Grant Approval

SCHOOL DISTRICT DATA

Application No: 51/68114-00-004
 School District: Fallbrook Union Elementary

County: San Diego
 School Name: Pendleton (Mary Fay) Elem.

PROJECT DATA

Type of Project: Elementary School
 K-6:
 7-8:
 9-12:
 Non-Severe:
 Severe:
 Application Filing Basis: District Wide
 Number of Classrooms: 52
 Master Acres: 20.4
 Existing Acres: 13.75
 Proposed Acres:
 Recommended Acres: 16.5
 Facility Hardship (a): No
 Financial Hardship Requested: No
 Alternative Education School: No
 Addition to Existing Site: No

ADJUSTED GRANT DATA

| | | |
|-------------------------|----------------|----------------------|
| Multi Level Grant | \$ | 702,126.00 |
| Service Site | | 2,012,191.00 |
| Utilities | | 131,119.00 |
| Fac. Hardship Toilet | 2,876 Sq. Ft. | 977,840.00 |
| Fac. Hardship Other | 38,327 Sq. Ft. | 7,282,130.00 |
| Total State Share (50%) | | 11,105,406.00 |
| District Share (50%) | | 11,105,406.00 |
| Total Project Cost | \$ | <u>22,210,812.00</u> |

PROJECT FINANCING

State Share

This Project \$ 11,105,406.00

District Share

Cash Contribution 11,105,406.00

Financial Hardship

Total Project Cost \$ 22,210,812.00

PROJECT COST AND APPORTIONMENT

| | Fund Code | Proposition | Previously Authorized | Authorized This Action | Unfunded Approval This Action |
|-----------------------------|-----------|-------------|-----------------------|------------------------|-------------------------------|
| <u>State Share</u> | | | | | |
| New Construction/Add. Grant | 951-500 | 51 | \$ | \$ 9,300,000.00 | \$ 9,300,000.00 |
| New Construction/Add. Grant | 957-500 | 1D | | 1,805,406.00 | 1,805,406.00 |
| <u>District Share</u> | | | | | |
| Cash Contribution | | | | 11,105,406.00 | |
| Total | | | \$ | <u>22,210,812.00</u> | <u>11,105,406.00</u> |

Funding Sources: Proposition 51 Bonds/2016-Nov.; Proposition 1D Bonds/2006-Nov.

Pursuant to the Board's action on March 11, 2009, this application has been approved and placed on the Unfunded List (Lack of AB 55 Loans). This approval does not constitute a guarantee or commitment of future State funding.

The District shall ensure that it is in compliance with all applicable laws, regulations and certifications it made on the program forms.

Based on the Board's action on June 5, 2017, this project is subject to the Grant Agreement submittal pursuant to School Facility Program Regulation Section 1859.90.4.

The District is responsible for ensuring that the project is compliant with Prevailing Wage Monitoring and/or Labor Compliance Program requirements at the time construction contracts are executed and/or construction commenced.

STATE ALLOCATION BOARD
 APPROVAL ❖ ❖ ❖

December 11, 2018

REPORT OF THE EXECUTIVE OFFICER
State Allocation Board Meeting, December 11, 2018

SCHOOL DISTRICT DATA

School District:KLAMATH-TRINITY JOINT UNIFIED County:.....HUMBOLDT
 Application Number:.....51/62901-00-015 School Name:.....HOOPA VALLEY HIGH
 Total District Enrollment:.....1,001 Project Grade Level:.....9-12
 Financial Hardship:.....YES

The District qualifies for financial hardship pursuant to SFP Regulation Section 1859.81(c)(1). The District has demonstrated it is financially unable to provide all or a part of the matching funds and is levying the developer fees or equal alternative revenue source justified by law. The District's long-term debt is greater than 60 percent of bond capacity as of September 30, 2018.

PURPOSE OF REPORT

| | |
|--------------------|---|
| Type of Request | State Allocation Board (Board) approval for placement on the Unfunded List (Lack of AB 55 Loans) for a School Facility Program (SFP) Facility Hardship replacement funding for rehabilitation work. |
| Total Project Cost | \$4,261,859.00 |
| Cost to the State | \$2,097,140.18* |

DESCRIPTION

| | |
|---|--|
| Description of Health and Safety Threat | Hoop Valley High School was built in 1950 and is remotely located within the small town limits of Hoopa. On April 17, 2017 a fire destroyed the Shop building which included classrooms for auto shop, wood shop and band. The entire structure was lost, including its existing foundation. As a result, the District plans on replacing the structure with a new shop building. |
| Scope of Project | The project scope includes demolition and replacement of fire damaged shop building. The project consists of replacing the previously existing 7,134 square feet auto, wood, and classroom building with a new "I-TECH" building which will include instruction for auto, wood, and welding instruction. This application is related to application number 51/62901-00-016 which is for the replacement of the welding building. |
| | *The project Cost to the State is inclusive of an insurance proceeds offset as required by SFP Regulation Section 1859.82 and Financial Hardship funding. |
| Status of School Site | The site has been cleared of debris from the fire and construction of the new building has not yet begun. |

QUALIFYING CRITERIA

| | |
|------------------------------------|--|
| Government/State Level Concurrence | Government/State Level Concurrence for the presence of a health and safety threat and minimum work to mitigate the threat is not required for projects where the facilities are lost or destroyed as a result of fire, flood, or earthquake. |
|------------------------------------|--|

QUALIFYING CRITERIA cont.

Staff Supports the District's Request

Yes

Site Visit Completed by Staff

Staff has accepted photographs and insurance documentation in lieu of a site visit.

AUTHORITY

See Attachment A.

RECOMMENDATIONS

1. Approve the District's request for an unfunded approval for placement on the Unfunded List (Lack of AB 55 Loans) for Replacement funding for the Auto shop buildings on the Hoopa Valley High School site, pursuant to the SFP Regulation Section 1859.82(a) as shown as Attachment B which already accounts for the offset for insurance proceeds.
2. Provide that any and all savings realized by the District for the funding of this Facility Hardship and Financial Hardship application must be returned to the State.
3. Financial hardship funding is provided pursuant to the conditions outlined in the November 28, 2018 approval letter.
4. Provide that the District's modernization eligibility be adjusted pursuant to SFP Regulation Section 1859.61(l).

ATTACHMENT A

AUTHORITY

Education Code (EC) Section 17075.10(a) states:

A school district may apply for hardship assistance in cases of extraordinary circumstances. Extraordinary circumstances may include, but are not limited to, the need to repair, reconstruct, or replace the most vulnerable school facilities that are identified as a Category 2 building, as defined in the report submitted pursuant to Section 17317, determined by the department to pose an unacceptable risk of injury to its occupants in the event of a seismic event.

SFP Regulation Section 1859.82 states, “A district is eligible for facility hardship funding to repair, replace, or construct new classrooms and related facilities if the district demonstrates there is an unmet need for pupil housing or the condition of the facilities, or the lack of facilities, is a threat to the health and safety of the pupils.”

SFP Regulation Section 1859.82(a)(1) provides for Facility Hardship grant funding when:

The facilities are needed to ensure the health and safety of the pupils if the district can demonstrate to the satisfaction of the Board that the health and safety of the pupils is at risk. Factors to be considered by the Board shall include the close proximity to a major freeway, airport, electrical facility, high power transmission lines, dam, pipeline, industrial facility, adverse air quality emission or other health and safety risks, including structural deficiencies required by the DSA to be repaired, seismic mitigation of the Most Vulnerable Category 2 Buildings as verified by the DSA, traffic safety or because the pupils reside in remote areas of the district and transportation to existing facilities is not possible or poses a health and safety risk.

SFP Regulation Section 1859.82(a)(2) states, “The classroom or related facility was lost or destroyed as a result of a disaster such as fire, flood or earthquake and the district has demonstrated satisfactorily to the Board that the classroom or related facility was uninsurable or the cost for insurance was prohibitive.

SFP Regulation Section 1859.82 further states, “Any grant provided pursuant to either (a)(1) or (a)(2) above will be reduced for any space deemed available by the Board in the district, the HSAA or Super HSAA that could be used to house some or all of the displaced pupils, fifty percent of any insurance proceeds collectable by the district for the displaced facilities and fifty percent of the net proceeds available from the disposition of any displaced facilities.

SFP Regulation Section 1859.82 further states, “If the district qualifies for repair of a Qualified Historical School Building pursuant to (a)(1)(A)3. or replacement facilities on the same site pursuant to either (a)(1)(A)2. or (a)(2) above, the district is eligible for funding as a new construction project. Replacement facilities and square footage amounts used to determine funding for a Qualified Historical School Building shall be allowed in accordance with the square footage amounts provided in the chart in Section (b) below...The square footage provided, after accounting for all useable facilities on the site, shall not exceed the following:”

ATTACHMENT A

| <i>Facility</i> | <i>Elementary School Pupils</i> | <i>Middle School Pupils</i> | <i>High School Pupils</i> |
|---------------------------------------|--|---|---|
| Multi-Purpose (includes food service) | 5.3 sq. ft. per pupil minimum 4,000 sq. ft. | 5.3 sq. ft. per pupil minimum 5,000 sq. ft. | 6.3 sq. ft. per pupil minimum 8,200 sq. ft. |
| Toilet | 3 sq. ft. per pupil minimum 300 sq. ft. | 4 sq. ft. per pupil minimum 300 sq. ft. | 5 sq. ft. per pupil minimum 300 sq. ft. |
| Gymnasium (includes shower/locker) | N/A | 12.9 sq. ft. per pupil minimum 6,828 sq. ft. maximum 16,000 sq. ft. | 15.3 sq. ft. per pupil minimum 8,380 sq. ft. maximum 18,000 sq. ft. |
| School Administration | 3 sq. ft. per pupil minimum 600 sq. ft. | 3 sq. ft. per pupil minimum 600 sq. ft. | 4 sq. ft. per pupil minimum 800 sq. ft. |
| Library/Media Center | 2.3 sq. ft. per pupil plus 600 sq. ft. | 3.3 sq. ft. per pupil plus 600 sq. ft. | 4.3 sq. ft. per pupil plus 600 sq. ft. |

Any facilities eligible for facility hardship not shown in the above chart...shall be eligible for replacement square footage equal to the facilities replaced...”

SAB Meeting: December 11, 2018

New Construction - Adjusted Grant Approval

SCHOOL DISTRICT DATA

Application No: 51/62901-00-015
 School District: Klamath-Trinity Joint Unified

County: Humboldt
 School Name: Hoopa Valley High

PROJECT DATA

Type of Project: High School
 K-6:
 7-8:
 9-12:
 Non-Severe:
 Severe:

Application Filing Basis: District Wide

Number of Classrooms: 2
 Master Acres:
 Existing Acres: 19.6
 Proposed Acres:
 Recommended Acres: 21.2
 Facility Hardship (a): Yes
 Financial Hardship Requested: Yes
 Alternative Education School: No
 Addition to Existing Site: No

ADJUSTED GRANT DATA

| | | |
|-------------------------------|--------------|----------------|
| Project Assistance | \$ | 7,074.00 |
| Service Site | | 611,574.00 |
| Utilities | | 18,422.00 |
| Fac. Hardship Other | 7134 Sq. Ft. | 1,355,460.00 |
| Geographic Index Factor | 10 % | 138,400.00 |
| 50% Insurance Proceeds Offset | | (1,082,359.00) |
| Total State Share (50%) | | 1,048,571.00 |
| District Share (50%) | | 1,048,571.00 |
| Total Project Cost | \$ | 2,097,142.00 |

PROJECT FINANCING

State Share

This Project \$ 1,048,571.00

District Share

Cash Contribution

Financial Hardship 1,048,571.00

Total Project Cost \$ 2,097,142.00

JECT COST AND APPORTIONMENT

| | Fund Code | Proposition | Previously Authorized | Authorized This Action | Unfunded Approval This Action |
|-----------------------------|-----------|-------------|-----------------------|------------------------|-------------------------------|
| <u>State Share</u> | | | | | |
| New Construction/Add. Grant | 951-500 | 51 | \$ | \$ 1,048,571.00 | \$ 1,048,571.00 |
| <u>District Share</u> | | | | | |
| Cash Contribution | | | | | |
| Financial Hardship | 951-500 | 51 | | 1,048,571.00 | 1,048,571.00 |
| Total | | | \$ | \$ 2,097,142.00 | \$ 2,097,142.00 |

Funding Source: Proposition 51 Bonds/2016-Nov.

Pursuant to the Board's action on March 11, 2009, this application has been approved and placed on the Unfunded List (Lack of AB 55 Loans). This approval does not constitute a guarantee or commitment of future State funding.

The District shall ensure that it is in compliance with all applicable laws, regulations and certifications it made on the program forms.

The District is responsible for ensuring that the project is compliant with Prevailing Wage Monitoring and/or Labor Compliance Program requirements at the time construction contracts are executed and/or construction commenced.

The District qualifies for financial hardship pursuant to SFP Regulation Section 1859.81(c)(1). The District has demonstrated it is financially unable to provide all or a part of the matching funds and is levying the developer fees or equal alternative revenue source justified by law. The District's outstanding bonded indebtedness (as of September 30, 2018) is at least 60 percent of its total bonding capacity.

Financial hardship funding is provided pursuant to the conditions outlined in the November 28, 2018 approval letter.

Based on the Board's action on June 5, 2017, this project is subject to the Grant Agreement submittal pursuant to School Facility Program Regulation Section 1859.90.4.

This Page Intentionally Left Blank

REPORT OF THE EXECUTIVE OFFICER
State Allocation Board Meeting, December 11, 2018

SCHOOL DISTRICT DATA

School District:KLAMATH-TRINITY JOINT UNIFIED County:.....HUMBOLDT
 Application Number:.....51/62901-00-016 School Name:.....HOOPA VALLEY HIGH
 Total District Enrollment:.....1,001 Project Grade Level:.....9-12
 Financial Hardship:.....YES

The District qualifies for financial hardship pursuant to SFP Regulation Section 1859.81(c)(1). The District has demonstrated it is financially unable to provide all or a part of the matching funds and is levying the developer fees or equal alternative revenue source justified by law. The District's outstanding bonded indebtedness (as of September 30, 2018) is at least 60 percent of its total bonding capacity.

PURPOSE OF REPORT

| | |
|--------------------|---|
| Type of Request | State Allocation Board (Board) approval for placement on the Unfunded List (Lack of AB 55 Loans) for a School Facility Program (SFP) Facility Hardship replacement funding for rehabilitation work. |
| Total Project Cost | \$367,521.50 |
| Cost to the State | \$367,521.50 |

DESCRIPTION

| | |
|---|---|
| Description of Health and Safety Threat | Hoop Valley High School is located in Hoopa, California which has a unique micro climate with abnormally high humidity levels due to the nearby Trinity River and annual rainfall levels approaching 72 inches. District officials began discovering mold and water damage throughout various school sites in the District in 2015. During this evaluation it was discovered that the Welding Building had water intrusion issues and the extent of which qualifies it for replacement funding. Asbestos Science Technologies, Inc. determined that the water intrusion problems in the building are a health and safety issue, and the Humboldt County Department of Health and Human Services (HCDHHS) concurred. |
| Scope of Project | The District has demolished the Welding building and will rebuild it as part of the new I-TECH building which is proposed to be funded under SFP application number 51/62901-00-015. |
| Status of School Site | The welding building has been demolished and construction of the new I-TECH building has not yet begun. |

QUALIFYING CRITERIA

| | |
|------------------------------------|--|
| Government/State Level Concurrence | The District has obtained concurrence with the hazards reported and with the proposed minimum work for rehabilitation from the HCDHHS. |
|------------------------------------|--|

QUALIFYING CRITERIA cont.

| | |
|---------------------------------------|---|
| Staff Supports the District's Request | Yes |
| Site Visit Completed by Staff | Staff has accepted photographs and a report from Asbestos Science Technologies, Inc. and the letter of concurrence from the HCDHHS in lieu of a site visit. |

AUTHORITY

See Attachment A.

RECOMMENDATIONS

1. Approve the District's request for an unfunded approval for placement on the Unfunded List (Lack of AB 55 Loans) for replacement funding for the Welding Building on the Hoopa Valley High School site, pursuant to SFP Regulation Section 1859.82(a) as shown as Attachment B.
2. Provide that any and all savings realized by the District for this Facility Hardship and Financial Hardship project be returned to the State.
3. Financial hardship funding is provided pursuant to the conditions outlined in the November 28, 2018 approval letter.
4. Provide that the District's modernization eligibility be adjusted pursuant to SFP Regulation Section 1859.61(l).

ATTACHMENT A

AUTHORITY

Education Code (EC) Section 17075.10(a) states:

A school district may apply for hardship assistance in cases of extraordinary circumstances. Extraordinary circumstances may include, but are not limited to, the need to repair, reconstruct, or replace the most vulnerable school facilities that are identified as a Category 2 building, as defined in the report submitted pursuant to Section 17317, determined by the department to pose an unacceptable risk of injury to its occupants in the event of a seismic event.

SFP Regulation Section 1859.82 states, “A district is eligible for facility hardship funding to repair, replace, or construct new classrooms and related facilities if the district demonstrates there is an unmet need for pupil housing or the condition of the facilities, or the lack of facilities, is a threat to the health and safety of the pupils.”

SFP Regulation Section 1859.82(a)(1) provides for Facility Hardship grant funding when:

The facilities are needed to ensure the health and safety of the pupils if the district can demonstrate to the satisfaction of the Board that the health and safety of the pupils is at risk. Factors to be considered by the Board shall include the close proximity to a major freeway, airport, electrical facility, high power transmission lines, dam, pipeline, industrial facility, adverse air quality emission or other health and safety risks, including structural deficiencies required by the DSA to be repaired, seismic mitigation of the Most Vulnerable Category 2 Buildings as verified by the DSA, traffic safety or because the pupils reside in remote areas of the district and transportation to existing facilities is not possible or poses a health and safety risk.

SFP Regulation Section 1859.82(a)(1)(A)(2) states, “If the total cost to remain in the classroom or related facility is greater than 50 percent of the Current Replacement Cost and the Application is for replacement facilities, the district may qualify for a grant for a new or replacement school or replacement facilities as a new construction project.”

SFP Regulation Section (a)(1)(C) states,

The seismic mitigation projects must meet all of the following requirements:

1. The construction contract was executed on or after May 20, 2006;
2. The project funding provided shall be for the minimum work necessary to obtain DSA approval;
3. The building is designed for occupancy by students and staff; and
4. The DSA concurs with a report by a structural engineer, which identifies structural deficiencies that pose an unacceptable risk of injury to its occupants in a seismic event. If the unacceptable risk of injury is due to the presence of faulting, liquefaction or landslide, these hazards must be documented by a geologic hazards report prepared by an engineering geologist in accordance with California Building Code, Part 2, Chapter 18, section 1803A and with the concurrence of the California Geological Survey.

SFP Regulation Section 1859.82 further states, “If the district qualifies for repair of a Qualified Historical School Building pursuant to (a)(1)(A)3. or replacement facilities on the same site pursuant to either (a)(1)(A)2. or (a)(2) above, the district is eligible for funding as a new construction project. Replacement facilities and square footage amounts used to determine funding for a Qualified Historical School Building shall be allowed in accordance with the square footage amounts provided in the chart in Section (b) below...The square footage provided, after accounting for all useable facilities on the site, shall not exceed the following:”

ATTACHMENT A

| <i>Facility</i> | <i>Elementary School Pupils</i> | <i>Middle School Pupils</i> | <i>High School Pupils</i> |
|--|--|---|---|
| Multi-Purpose (includes food service) | 5.3 sq. ft. per pupil minimum 4,000 sq. ft. | 5.3 sq. ft. per pupil minimum 5,000 sq. ft. | 6.3 sq. ft. per pupil minimum 8,200 sq. ft. |
| Toilet | 3 sq. ft. per pupil minimum 300 sq. ft. | 4 sq. ft. per pupil minimum 300 sq. ft. | 5 sq. ft. per pupil minimum 300 sq. ft. |
| Gymnasium (includes shower/locker) | N/A | 12.9 sq. ft. per pupil minimum 6,828 sq. ft. maximum 16,000 sq. ft. | 15.3 sq. ft. per pupil minimum 8,380 sq. ft. maximum 18,000 sq. ft. |
| School Administration | 3 sq. ft. per pupil minimum 600 sq. ft. | 3 sq. ft. per pupil minimum 600 sq. ft. | 4 sq. ft. per pupil minimum 800 sq. ft. |
| Library/Media Center | 2.3 sq. ft. per pupil plus 600 sq. ft. | 3.3 sq. ft. per pupil plus 600 sq. ft. | 4.3 sq. ft. per pupil plus 600 sq. ft. |

SAB Meeting: December 11, 2018

New Construction - Adjusted Grant Approval

SCHOOL DISTRICT DATA

Application No: 51/62901-00-016
 School District: Klamath-Trinity Joint Unified

County: Humboldt
 School Name: Hoopa Valley High

PROJECT DATA

Type of Project: High School
 K-6:
 7-8:
 9-12:
 Non-Severe:
 Severe:

Application Filing Basis: District Wide
 Number of Classrooms: 1
 Master Acres:
 Existing Acres: 19.6
 Proposed Acres:
 Recommended Acres: 21.2
 Facility Hardship (a): No
 Financial Hardship Requested: Yes
 Alternative Education School: No
 Addition to Existing Site: No

PROJECT FINANCING

State Share

This Project \$ 183,760.50

District Share

Cash Contribution

Financial Hardship 183,760.50
 Total Project Cost \$ 367,521.00

ADJUSTED GRANT DATA

Project Assistance \$ 7,074.00
 Fac. Hardship Other 845.39 Sq. Ft. 160,624.10
 Geographic Index Factor 10 % 16,062.40
 Total State Share (50%) 183,760.50
 District Share (50%) 183,760.50
 Total Project Cost \$ 367,521.00

JECT COST AND APPORTIONMENT

| | Fund Code | Proposition | Previously Authorized | Authorized This Action | Unfunded Approval This Action |
|-----------------------------|-----------|-------------|-----------------------|------------------------|-------------------------------|
| <u>State Share</u> | | | | | |
| New Construction/Add. Grant | 951-500 | 51 | \$ | \$ 183,760.50 | \$ 183,760.50 |
| <u>District Share</u> | | | | | |
| Cash Contribution | | | | | |
| Financial Hardship | 951-500 | 51 | | 183,760.50 | 183,760.50 |
| Total | | | \$ | \$ <u>367,521.00</u> | \$ <u>367,521.00</u> |

Funding Source: Proposition 51 Bonds/2016-Nov.

Pursuant to the Board's action on March 11, 2009, this application has been approved and placed on the Unfunded List (Lack of AB 55 Loans). This approval does not constitute a guarantee or commitment of future State funding.

The District shall ensure that it is in compliance with all applicable laws, regulations and certifications it made on the program forms.

The District is responsible for ensuring that the project is compliant with Prevailing Wage Monitoring and/or Labor Compliance Program requirements at the time construction contracts are executed and/or construction commenced.

Based on the Board's action on June 5, 2017, this project is subject to the Grant Agreement submittal pursuant to School Facility Program Regulation Section 1859.90.4.

The District qualifies for financial hardship pursuant to SFP Regulation Section 1859.81(c)(1). The District has demonstrated it is financially unable to provide all or a part of the matching funds and is levying the developer fees or equal alternative revenue source justified by law. The District's outstanding bonded indebtedness (as of September 30, 2018) is at least 60 percent of its total bonding capacity.

Financial hardship funding is provided pursuant to the conditions outlined in the November 28, 2018 approval letter.

REPORT OF THE EXECUTIVE OFFICER
State Allocation Board Meeting, December 11, 2018

| SCHOOL DISTRICT DATA | |
|---------------------------------|---|
| School District: | SIERRA SANDS UNIFIED County:.....KERN |
| Application Number:..... | 58/73742-00-005 School Name:.....BURROUGHS HIGH |
| Total District Enrollment:..... | 5,085 Project Grade Level:.....K-12 |
| Financial Hardship:..... | YES |

The District qualifies for financial hardship pursuant to SFP Regulation Section 1859.81(c)(4). The District has demonstrated it is financially unable to provide all or a part of the matching funds and is levying the developer fees or equal alternative revenue source justified by law. The District's total bonding capacity (as of November 8, 2018) is \$5 million or less.

PURPOSE OF REPORT

| | |
|--------------------|--|
| Type of Request | State Allocation Board (Board) approval for placement on the Unfunded List (Lack of AB 55 Loans) for a School Facility Program (SFP) Facility Hardship rehabilitation project. |
| Total Project Cost | \$ 1,646,708.00 |
| Cost to the State | \$ 1,646,708.00 |

DESCRIPTION

| | |
|---|---|
| Description of Health and Safety Threat | A report by Mollenhauer Group Civil, Inc., dated October 20, 2017, identified the failure of the sanitary sewer system. The majority of the sewer lines were broken, cracked, corroded, deteriorated and/or obstructed causing ponding, backup, and percolation into the soils of major sewage posing an imminent threat to the students and faculty. |
| Scope of Project | The scope of this project is the removal and replacement of the sanitary sewer system. |
| Status of School Site | The project was contracted via a change order to the contracts issued in early 2016 for the overall modernization of Burroughs High School. The project has been completed. |

QUALIFYING CRITERIA

| | |
|---------------------------------------|--|
| Government/State Level Concurrence | The Kern County Public Health Services Department provided written concurrence that supports the industry specialist's findings and recommended work to mitigate the health and safety threat. |
| Staff Supports the District's Request | Yes |
| Site Visit Completed by Staff | Staff accepted detailed reports from an industry specialist and photographs in lieu of a site visit. |

AUTHORITY

See Attachment A

RECOMMENDATIONS

1. Approve the District's request for an unfunded approval to remove and replace the sewer system at the Burroughs High School site, pursuant to SFP Regulation Section 1859.83(e) as shown on Attachment B.
2. Provide that the State portion of any and all project savings realized from the funding of this rehabilitation project must be returned to the State.

ATTACHMENT A

AUTHORITY

Education Code (EC) Section 17075.10(a) states:

A school district may apply for hardship assistance in cases of extraordinary circumstances. Extraordinary circumstances may include, but are not limited to, the need to repair, reconstruct, or replace the most vulnerable school facilities that are identified as a Category 2 building, as defined in the report submitted pursuant to Section 17317, determined by the department to pose an unacceptable risk of injury to its occupants in the event of a seismic event.

SFP Regulation Section 1859.82 states, “A district is eligible for facility hardship funding to repair, replace, or construct new classrooms and related facilities if the district demonstrates there is an unmet need for pupil housing or the condition of the facilities, or the lack of facilities, is a threat to the health and safety of the pupils.”

SFP Regulation Section 1859.82(a)(1) provides for Facility Hardship grant funding when:

The facilities are needed to ensure the health and safety of the pupils if the district can demonstrate to the satisfaction of the Board that the health and safety of the pupils is at risk. Factors to be considered by the Board shall include the close proximity to a major freeway, airport, electrical facility, high power transmission lines, dam, pipeline, industrial facility, adverse air quality emission or other health and safety risks, including structural deficiencies required by the DSA to be repaired, seismic mitigation of the Most Vulnerable Category 2 Buildings as verified by the DSA, traffic safety or because the pupils reside in remote areas of the district and transportation to existing facilities is not possible or poses a health and safety risk.

SFP Regulation Section 1859.82(a)(1)(A)(1) states,

If the total cost to remain in the classroom or related facility is 50 percent or less than the Current Replacement Cost, the district may qualify for either grant below, as applicable:

- a. Modernization Excessive Cost Hardship Grant for Rehabilitation Costs pursuant to Section 1859.83(e), or
- b. A grant not to exceed 50 percent of the cost estimate that has been reviewed and approved by the OPSC and approved by the Board for seismic repair.

Regulation Section 1859.83(e) states:

Excessive Cost for rehabilitation of facilities the Board has determined are a health and safety risk to the pupils pursuant to Section 1859.82(a)(1) and the cost/benefit analysis to mitigate the problem and remain in the facility is less than 50 percent of the Current Replacement Cost of the facility. The cost/benefit analysis shall not include increased costs associated with high performance related costs or components, with the exception of those high performance components that were pre-existing in the classroom or related facility. If the district qualifies, the district is eligible for funding of Rehabilitation Costs as a modernization project. If the Approved Application is received on or before April 29, 2002, the grant amount provided is 80 percent of the amount of the cost estimate required in Section 1859.82(a)(1) that has been reviewed by the OPSC and approved by the Board. If the Approved Application is received after April 29, 2002, the grant amount provided is 60 percent of the amount of the cost estimate required in Section 1859.82(a)(1) that has been reviewed by the OPSC and approved by the Board. An additional grant may be provided for high performance incentive pursuant to Section 1859.77.4 provided that the high performance points attained are related to the scope of the Facility Hardship project. For any project funded in whole or in part from Proposition 47 or Proposition 55 for which the construction contract is awarded prior to January 1, 2012, the district may be eligible for the funding provided to initiate and enforce a LCP as prescribed in Section 1859.78.1(a). For any project for which the construction contract is awarded on January 1, 2012 through June 19, 2014, the grant may be adjusted in the manner prescribed in Section 1859.78.1(b) and subject to the limitations established in Section 1859.78.1(c).

SAB Meeting: December 11, 2018

Modernization - Adjusted Grant Approval

SCHOOL DISTRICT DATA

Application No: 58/73742-00-005 County: Kern
 School District: Sierra Sands Unified School Name: Burroughs High

PROJECT DATA

Type of Project: High School Application Filing Basis: Site Specific
 Pupils Assigned Under 50 Yrs: K-6:
 7-8:
 9-12:
 Non-Severe:
 Severe:
 Financial Hardship Requested: Yes
 Alternative Education School: No
 Recommended Acres: 38.4
 Existing Acres: 76.86

ADJUSTED GRANT DATA

Rehabilitation \$ 988,025.00
 Total State Share (60%) 988,025.00
 District Share (40%) 658,683.00
 Total Project Cost \$ 1,646,708.00

PROJECT FINANCING

State Share
 This Project \$ 988,025.00
 District Share
 Cash Contribution 658,683.00
 Total Project Cost \$ 1,646,708.00

PROJECT COST AND APPORTIONMENT

| | Fund Code | Proposition | Previously Authorized | Authorized This Action | Unfunded Approval This Action |
|--------------------------------|-----------|-------------|-----------------------|------------------------|-------------------------------|
| <u>State Share</u> | | | | | |
| Modernization/Additional Grant | 957-570 | 1D | \$ | \$ 988,025.00 | \$ 988,025.00 |
| <u>District Share</u> | | | | | |
| Cash Contribution | | | | 658,683.00 | |
| Total | | | \$ | \$ <u>1,646,708.00</u> | \$ <u>988,025.00</u> |

Funding Source: Proposition 1D Bonds/2006-Nov.

Pursuant to the Board's action on March 11, 2009, this application has been approved and placed on the Unfunded List (Lack of AB 55 Loans).
 This approval does not constitute a guarantee or commitment of future State funding.

The District is responsible for ensuring that the project is compliant with Prevailing Wage Monitoring and/or Labor Compliance Program requirements at the time construction contracts are executed and/or construction commenced.

The District shall ensure that it is in compliance with all applicable laws, regulations and certifications it made on the program forms.

Based on the Board's action on June 5, 2017, this project is subject to the Grant Agreement submittal pursuant to School Facility Program Regulation Section 1859.90.4.

The District qualifies for financial hardship pursuant to SFP Regulation Section 1859.81(c)(4). The District has demonstrated it is financially unable to provide all or a part of the matching funds and is levying the developer fees or equal alternative revenue source justified by law. The District's total bonding capacity (as of November 8, 2018) is \$5 million or less.

REPORT OF THE EXECUTIVE OFFICER
State Allocation Board Meeting, December 11, 2018

SCHOOL DISTRICT DATA

School District:VACAVILLE UNIFIED County:.....SOLANO
Application Number:.....58/70573-00-001 School Name:.....WILLIS JEPSON MIDDLE
Total District Enrollment:.....13,163 Project Grade Level:.....7-8
Financial Hardship:.....NO

PURPOSE OF REPORT

| | |
|--------------------|---|
| Type of Request | State Allocation Board (Board) approval for placement on the Unfunded List (Lack of AB 55 Loans) for a School Facility Program (SFP) Facility Hardship Seismic Mitigation Program (SMP) Rehabilitation project. |
| Total Project Cost | \$ 948,876.00 |
| Cost to the State | \$ 474,438.00 |

DESCRIPTION

| | |
|---|--|
| Description of Health and Safety Threat | A Structural Evaluation Report by Barrish Pelham & Associates, Inc., conducted in 2015, identified Building F at Willis Jepson Middle School site as having high potential for local or global collapse in the event of seismic activity. The District's structural engineer prepared structural evaluations of the building, which identified critical structural deficiencies. The Division of the State Architect (DSA) has concurred with the presence of the threat of a local or global collapse of the facility in the event of seismic activity, as outlined in the Eligibility Evaluation Report. |
| Scope of Project | Project scope includes rehabilitation of Building F to meet seismic standards as well as updating accessibility in the parking lot, restrooms, ADA path of travel on site, and the fire alarm system for the building. |
| Status of School Site | The project was awarded on February 1, 2018, with Notice to Proceed issued on February 2, 2018. The project was completed in June 2018. |

QUALIFYING CRITERIA

| | |
|---------------------------------------|--|
| Government/State Level Concurrence | DSA has approved Building F for SMP eligibility, and has evaluated and approved the planned seismic mitigation work. |
| Staff Supports the District's Request | Yes |
| Site Visit Completed by Staff | Staff has accepted detailed reports by an industry specialist and DSA approval in lieu of a site visit. |

AUTHORITY

See Attachment A

RECOMMENDATION

Approve the District's request for an unfunded approval for SMP rehabilitation funding for Building F on the Jepson Middle school site, pursuant to SFP Regulation Section 1859.82(a)(1)(A)1.b. as shown on Attachment B.

ATTACHMENT A

AUTHORITY

Education Code (EC) Section 17075.10(a) states:

A school district may apply for hardship assistance in cases of extraordinary circumstances. Extraordinary circumstances may include, but are not limited to, the need to repair, reconstruct, or replace the most vulnerable school facilities that are identified as a Category 2 building, as defined in the report submitted pursuant to Section 17317, determined by the department to pose an unacceptable risk of injury to its occupants in the event of a seismic event.

SFP Regulation Section 1859.82 states, "A district is eligible for facility hardship funding to repair, replace, or construct new classrooms and related facilities if the district demonstrates there is an unmet need for pupil housing or the condition of the facilities, or the lack of facilities, is a threat to the health and safety of the pupils."

SFP Regulation Section 1859.82(a)(1) provides for Facility Hardship grant funding when:

The facilities are needed to ensure the health and safety of the pupils if the district can demonstrate to the satisfaction of the Board that the health and safety of the pupils is at risk. Factors to be considered by the Board shall include the close proximity to a major freeway, airport, electrical facility, high power transmission lines, dam, pipeline, industrial facility, adverse air quality emission or other health and safety risks, including structural deficiencies required by the DSA to be repaired, seismic mitigation of the Most Vulnerable Category 2 Buildings as verified by the DSA, traffic safety or because the pupils reside in remote areas of the district and transportation to existing facilities is not possible or poses a health and safety risk.

SFP Regulation Section 1859.82(a)(1)(A)(1) states,

If the total cost to remain in the classroom or related facility is 50 percent or less than the Current Replacement Cost, the district may qualify for either grant below, as applicable:

- a. Modernization Excessive Cost Hardship Grant for Rehabilitation Costs pursuant to Section 1859.83(e), or
- b. A grant not to exceed 50 percent of the cost estimate that has been reviewed and approved by the OPSC and approved by the Board for seismic repair.

SFP Regulation Section 1859.82(a)(1)(C) states,

The seismic mitigation projects must meet all of the following requirements:

1. The construction contract was executed on or after May 20, 2006;
2. The project funding provided shall be for the minimum work necessary to obtain DSA approval;
3. The building is designed for occupancy by students and staff; and
4. The DSA concurs with a report by a structural engineer, which identifies structural deficiencies that pose an unacceptable risk of injury to its occupants in a seismic event. If the unacceptable risk of injury is due to the presence of faulting, liquefaction or landslide, these hazards must be documented by a geologic hazards report prepared by an engineering geologist in accordance with California Building Code, Part 2, Chapter 18, section 1803A and with the concurrence of the California Geological Survey.

SAB Meeting: December 11, 2018

Seismic Mitigation - Adjusted Grant Approval

SCHOOL DISTRICT DATA

Application No: 58/70573-00-001 County: Solano
 School District: Vacaville Unified School Name: Jepson (Willis) Junior High

PROJECT DATA

Type of Project: Middle School Application Filing Basis: Site Specific
 Pupils Assigned Under 50 Yrs: K-6:
 7-8:
 9-12:
 Non-Severe:
 Severe:
 Financial Hardship Requested: No Recommended Acres: 21.9
 Alternative Education School: No Existing Acres: 29.66

ADJUSTED GRANT DATA

| | |
|-------------------------|----------------------|
| Rehabilitation | \$ 474,438.00 |
| Total State Share (50%) | 474,438.00 |
| District Share (50%) | 474,438.00 |
| Total Project Cost | \$ <u>948,876.00</u> |

PROJECT FINANCING

| | |
|-----------------------|----------------------|
| <u>State Share</u> | |
| This Project | \$ 474,438.00 |
| <u>District Share</u> | |
| Cash Contribution | 474,438.00 |
| Financial Hardship | |
| Total Project Cost | \$ <u>948,876.00</u> |

HISTORY OF PROJECT COST AND APPORTIONMENT

| | Fund Code | Proposition | Previously Authorized | Authorized This Action | Unfunded Approval This Action |
|--------------------------------|-----------|-------------|-----------------------|------------------------|-------------------------------|
| <u>State Share</u> | | | | | |
| Modernization/Additional Grant | 957-505 | 1D | \$ | \$ 474,438.00 | \$ 474,438.00 |
| <u>District Share</u> | | | | | |
| Cash Contribution | | | | 474,438.00 | |
| Total | | | \$ | \$ <u>948,876.00</u> | \$ <u>474,438.00</u> |

Funding Source: Proposition 1D Bonds/2006-Nov.

Pursuant to the Board's action on March 11, 2009, this application has been approved and placed on the Unfunded List (Lack of AB 55 Loans).
 This approval does not constitute a guarantee or commitment of future State funding.

The District shall ensure that it is in compliance with all applicable laws, regulations and certifications it made on the program forms.

The District is responsible for ensuring that the project is compliant with Prevailing Wage Monitoring and/or Labor Compliance Program requirements at the time construction contracts are executed and/or construction commenced.

Based on the Board's action on June 5, 2017, this project is subject to the Grant Agreement submittal pursuant to School Facility Program Regulation Section 1859.90.4.

Unused Sites Program

REPORT OF THE EXECUTIVE OFFICER
State Allocation Board Meeting, December 11, 2018

UNUSED SITES PROGRAM
ASSESSMENTS, ADDITIONS, WAIVERS, REDUCTION OF FEES AND DELETIONS

PURPOSE OF REPORT

To request the State Allocation Board (Board) approve the following reports:

- Unused School Site Payments (Attachment B)
- Waivers of Assessment of Fees for Unused School Sites (Attachment C)
- Reduction of Fees for Unused School Sites (Attachment D)
- Added Unused School Sites (Attachment E)
- Deleted Unused School Sites (Attachment F)

DESCRIPTION

Current statute requires all school districts to report their unused sites to the Board on an annual basis. Using the information provided, the school districts are assessed a fee for each unused site equal to one percent of the value of the site. A school district may request a waiver or a reduction of the fee for any site, provided that the school district meets certain criteria for the use of the site. School districts are also required to report any newly acquired site or sites that are no longer being used for school purposes. A site may be deleted from the Unused Sites Program when a school district sells a site, begins construction on a site or reopens a site for school purposes.

This item is requesting the Board approve the nonuse payments, waivers, reduction of fees, additions and deletions for unused school sites as shown on the attachments.

AUTHORITY

Please see Attachment A.

BACKGROUND

As required by law, all school districts are required to report any unused school sites to the Board annually. The school districts self-certify requests for waivers and reduction of fees based on certain criteria outlined in Education Code Section 17219. In addition, school districts are required to report any newly acquired or closed school sites. An unused school site may be deleted if a school district has sold, constructed a new school or reopened a previously closed school site.

Funds collected by the State Controller's Office are transferred to the State School Site Utilization Fund.

STAFF ANALYSIS/STATEMENTS

Unused School Site Payments

The school districts on Attachment B are being assessed unused school site fees based on the self-certified reports submitted to the Office of Public School Construction. This information will authorize the State Controller's Office to withhold an amount equal to the school districts' total assessed fee, in four equal installments, during the months of February through May as prescribed in law. A total of \$4,230,938 will be withheld for the Fiscal Year 2017/2018.

STAFF ANALYSIS/STATEMENTS (cont.)

Waivers of Assessment of Fees for Unused School Sites

Attachment C lists school districts that have submitted self-certified documents requesting a waiver of the unused school site assessment due to the State. The school districts must meet any one of the following conditions to be eligible for a waiver:

- a. The school district has resolved to use the site for the purpose for which it was intended within a specified period of time (will be used within 1, 2 or 3 years);
- b. The site has a value less than the exemption amount of \$47,572 for the current Fiscal Year (below minimum);
- c. The school district has advertised the school site for sale and received no bids that, in the judgment of the Board, reflect the fair market value of the property (Attempted to sell);
- d. The site was used for at least one-half of the year for purposes as specified in law (community use, child care program);
- e. The site was leased for at least one-half of the year to a tenant that is paying possessory taxes on the site (leased to tenant); or,
- f. Nonuse payments would cause the school district to receive less than \$120 per pupil in average daily attendance in the school district during the preceding school year (Basic Aid).

Reduction of Fees for Unused School Sites

The school district listed on Attachment D is requesting a reduction of unused school site fees for either of the following reasons as self-certified by the school district:

- a. The payment of bond debt service costs that are directly related to the actual construction of school facilities; or,
- b. A modification of the adjusted value of the site.

If the debt service amount is less than the unused school site fee assessment, the specific percentage of reduction will be reflected on Attachment D.

Added Unused School Sites

The school districts on Attachment E have reported newly acquired school sites or closed school sites, as required by law. Newly acquired school sites will not be subject to an unused school site fee for a period of five years from the date of acquisition for elementary school districts with any grade combination of Kindergarten (K) through eight and for all unified school districts with sites designated for K through six. Any high school districts or unified school districts with sites designated for grades seven through twelve will not be assessed an unused school site fee for a period of seven years. Any unused school site that has previously been utilized as a school but is no longer in use for school purposes, will not be subject to an unused school site fee for a period of five years.

Deleted Unused School Sites

Attachment F lists the unused school sites that have been sold, have begun or completed construction, opened or reopened for school purposes, based on self-certification by the school districts. These school sites will no longer be assessed an unused school site fee.

RECOMMENDATIONS

1. Authorize the State Controller's Office to withhold each school district's nonuse payments as listed on Attachment B.
2. Approve the waivers as shown on Attachment C.
3. Approve the nonuse payment reductions as shown on Attachment D.
4. Approve the added unused school sites as shown on Attachment E.
5. Approve the deletion of unused school sites as shown on Attachment F.

ATTACHMENT A

Education Code (EC) Section 17219. (a) Whenever a school district acquires or has acquired a site for school purposes, as determined by the State Allocation Board, and does not use the site within (1) five years of the date of acquisition for the kindergarten, if any, and any of grades 1 to 8, inclusive, maintained by an elementary school district or a unified school district, or, (2) seven years of the date of acquisition for any of grades 7 to 12, inclusive, maintained by a high school district or a unified school district, or if a school district has a site at any grade level that has previously been used but has not been used for school purposes within the preceding five years, the school district shall be subject to nonuse payments, unless the State Allocation Board, from time to time, makes a determination that the school district will utilize the property for the purpose for which it was intended within a reasonable period of time, in a specific amount for each additional year in which the site is retained and not used by the district beyond the foregoing specified periods, except the first additional year shall be deemed to end not earlier than April 30, 1973.

(b) Payment shall not be required under this section as to any site having a value of twenty thousand dollars (\$20,000) or less. Commencing on January 1, 1988, and annually thereafter, the State Allocation Board shall increase this exemption figure by the amount of the current fiscal year inflation adjustment specified in Section 42238.1, if any.

(c) The payments required shall be computed by the Executive Officer of the State Allocation Board and certified to the Controller, and payments shall be equal to one one-hundredth (1/100) of the original purchase price of the site modified by either a factor reflecting the change in assessed value of all lands in the state from the date of purchase of the site to the current date or any other factor that in the determination of the State Allocation Board is applicable to the site under consideration.

(d) Whenever the State Allocation Board has determined that a school district in good faith has, within the preceding year, advertised the schoolsite for sale to the highest bidder pursuant to the provisions of Article 4 (commencing with Section 17455) of Chapter 4 of Part 10.5 and has received no bids that in the judgment of the State Allocation Board reflect the fair market value of the property, the Executive Officer of the State Allocation Board shall not compute any nonuse payments for the site for a period of one year beyond the date of the determination.

(e) Nonuse payments shall not be required for any year with respect to a schoolsite that for one-half or more of the number of days of that year has been utilized for any of the following purposes:

(1) By the school district, or by any other governmental entity pursuant to agreement with the school district, for school purposes, for use as a civic center, or for community playground, playing field, or other outdoor recreational purposes. "Civic center," for this purpose, means a site used for one or more of the purposes described in Section 40041.

(2) By the State Allocation Board, pursuant to agreement with the school district, for the storage of emergency portable classrooms.

(3) By the school district, or by any other public or private entity pursuant to agreement with the school district, for the operation of a child care program.

(f) Nonuse payments shall not be required for any year with respect to a schoolsite that was leased at least one-half of the days in that year in a manner that subjected the site to property taxes equal to the taxes that would have been paid if the site had been sold.

EC Section 17221. The amount of any nonuse payments required of any school district under Section 17219 shall be reduced, without regard to fiscal year, by the amount of the proceeds, resulting from the lease of district property that is subject to that section, that are expended by the district the payment of bond debt service costs that are directly related to the actual construction of school facilities.

EC Section 17222. The Controller shall, during the next fiscal year following that in which the Executive Officer of the State Allocation Board certifies to him or her the amount of payment, deduct the total amount of the payment of each district in equal amounts from each of the February, March, April and May installments of the apportionments made to the district from the State School Fund under Sections 46304, 46305, and 41050, Sections 41330 to 41343, inclusive, and Sections 41600 to 41972, inclusive, whichever are in effect. However, in no event shall the deductions exceed an amount which would result in a district's receiving, in any school year, from the State School Fund, less than one hundred twenty dollars (\$120) per pupil in average daily attendance in the district during the preceding

school year. On order of the Controller, the amount so deducted shall be transferred to the State School Site Utilization Fund which is hereby created.

EC Section 17223. (a) Whenever a school district has either begun to use an unused site or has sold that site within two years of the date the Controller, pursuant to Section 17222, has deducted a certified nonuse payment from the district's State School Fund apportionment, the State Allocation Board shall certify that fact to the Controller. The Controller shall then cease to withhold any additional payments and shall return to the district from the State School Site Utilization Fund the payments, without interest, which had been withheld for the particular site during the prior fiscal year and the current fiscal year.

(b) If the school district begins to use or has sold the site more than two years after the aforesaid date, the State Allocation Board shall so certify to the Controller and no further payments shall be withheld as specified in Section 17222.

EC Section 17224. Any funds in the State School Site Utilization Fund, including interest, that are not subject to return to a school district pursuant to Section 17223 shall revert to the Deferred Maintenance Fund.

Unused Sites Assessments
Fiscal Year 2017/2018
Attachment B

| COUNTY | DISTRICT | SITE | ASSESSED VALUE | ANNUAL PAYMENT |
|---------------------|----------|---|----------------|------------------|
| ALAMEDA | | | | |
| | | 75101 PLEASANTON UNIFIED | | |
| | | JOSHUA A. NEAL ELEMENTARY (946-1350-013) | \$5,206,049 | \$52,060 |
| | | | | ----- |
| | | PLEASANTON UNIFIED TOTAL: | | \$52,060 |
| | | 61309 SAN LORENZO UNIFIED | | |
| | | MARTIN (Unknown) | \$5,375,013 | \$53,750 |
| | | | | ----- |
| | | SAN LORENZO UNIFIED TOTAL: | | \$53,750 |
| | | | | |
| | | | | ----- |
| | | ALAMEDA COUNTY TOTAL: | | \$105,810 |
| CONTRA COSTA | | | | |
| | | 61648 ANTIOCH UNIFIED | | |
| | | CAMARA SCHL. SITE (057-041-001, 057) | \$2,628,274 | \$26,283 |
| | | HILLCREST (052-460-012-9) | \$815,884 | \$8,159 |
| | | MOLLER RANCH SITE (075-051-004, 005) | \$1,318,622 | \$13,186 |
| | | | | ----- |
| | | ANTIOCH UNIFIED TOTAL: | | \$47,628 |
| | | 61721 LIBERTY UNION HIGH | | |
| | | NEW HIGH #4 (018-310-011-4) | \$3,032,100 | \$30,321 |
| | | | | ----- |
| | | LIBERTY UNION HIGH TOTAL: | | \$30,321 |
| | | 61754 MT. DIABLO UNIFIED | | |
| | | ALVES RANCH (11.26 ACRES) (094-780-017-6) | \$1,532,402 | \$15,324 |
| | | | | ----- |
| | | MT. DIABLO UNIFIED TOTAL: | | \$15,324 |
| | | 61788 PITTSBURG UNIFIED | | |
| | | HARBOR STREET (088-300-018) | \$3,115,247 | \$31,152 |
| | | | | ----- |
| | | PITTSBURG UNIFIED TOTAL: | | \$31,152 |
| | | 61796 WEST CONTRA COSTA UNIFIED | | |
| | | ADAMS MIDDLE (520-032-002, 520) | \$2,367,666 | \$23,677 |
| | | SEAVIEW ELEMENTARY (403-482-043, 403) | \$6,527,921 | \$65,279 |
| | | | | ----- |
| | | WEST CONTRA COSTA UNIFIED TOTAL: | | \$88,956 |
| | | | | |
| | | | | ----- |
| | | CONTRA COSTA COUNTY TOTAL: | | \$213,381 |
| EL DORADO | | | | |
| | | 10090 EL DORADO COUNTY OFFICE OF EDUCATION | | |
| | | TAHOE HOUSE (032-203-031-100) | \$165,863 | \$1,659 |
| | | | | ----- |
| | | EL DORADO COUNTY OFFICE OF EDUCATION TOTAL: | | \$1,659 |

Unused Sites Assessments
Fiscal Year 2017/2018
Attachment B

| COUNTY | DISTRICT | SITE | ASSESSED VALUE | ANNUAL PAYMENT |
|-----------------|----------|---|----------------|-----------------|
| | | | | |
| | | | | |
| | | EL DORADO COUNTY TOTAL: | | \$1,659 |
| FRESNO | | | | |
| | | | | |
| | | 73965 CENTRAL UNIFIED | | |
| | | SIERRA/CONSTANCE (30619038,37,12) | \$2,018,070 | \$20,181 |
| | | | | |
| | | CENTRAL UNIFIED TOTAL: | | \$20,181 |
| | | | | |
| | | 62117 CLOVIS UNIFIED | | |
| | | MILLERTON NEW TOWN ELEMENTARY (300-541-04, 07 | \$386,976 | \$3,870 |
| | | | | |
| | | CLOVIS UNIFIED TOTAL: | | \$3,870 |
| | | | | |
| | | 62166 FRESNO UNIFIED | | |
| | | KONKEL PROJECT (331-13-20T) | \$1,051,023 | \$10,510 |
| | | | | |
| | | FRESNO UNIFIED TOTAL: | | \$10,510 |
| | | | | |
| | | 62265 KINGS CANYON JOINT UNIFIED | | |
| | | DISTRICT OPERATIONS-ALTA (373-350-14) | \$818,096 | \$8,181 |
| | | | | |
| | | KINGS CANYON JOINT UNIFIED TOTAL: | | \$8,181 |
| | | | | |
| | | 75275 SIERRA UNIFIED | | |
| | | AUBERRY ELEMENTARY (128-560-12) | \$109,211 | \$1,092 |
| | | MILLERTON (Unknown) | \$458,022 | \$4,580 |
| | | SIERRA ELEMENTARY (138-140-39) | \$76,944 | \$769 |
| | | | | |
| | | SIERRA UNIFIED TOTAL: | | \$6,441 |
| | | | | |
| | | 76778 WASHINGTON UNIFIED | | |
| | | NEW MIDDLE SITE 1 (238-150-26 & 140) | \$525,513 | \$5,255 |
| | | | | |
| | | WASHINGTON UNIFIED TOTAL: | | \$5,255 |
| | | | | |
| | | | | |
| | | FRESNO COUNTY TOTAL: | | \$54,438 |
| | | | | |
| IMPERIAL | | | | |
| | | | | |
| | | 63073 BRAWLEY ELEMENTARY | | |
| | | PARKSIDE ESTATES (046-349-03-01) | \$927,654 | \$9,277 |
| | | | | |
| | | BRAWLEY ELEMENTARY TOTAL: | | \$9,277 |
| | | | | |
| | | 63107 CALIPATRIA UNIFIED | | |
| | | CALIPATRIA HIGH - FARM (023-060-10) | \$126,124 | \$1,261 |
| | | | | |
| | | CALIPATRIA UNIFIED TOTAL: | | \$1,261 |

Unused Sites Assessments
Fiscal Year 2017/2018
Attachment B

COUNTY

DISTRICT

SITE

ASSESSED VALUE

ANNUAL PAYMENT

| | | | | |
|------|---|--|-------------|----------|
| | 63164 IMPERIAL UNIFIED | | | |
| | NEW ELEMENTARY 12 ACRE (044-200-028) | | \$1,005,132 | \$10,051 |
| | | | | ----- |
| | | IMPERIAL UNIFIED TOTAL: | | \$10,051 |
| | | | | |
| | | | | ----- |
| | | IMPERIAL COUNTY TOTAL: | | \$20,589 |
| | | | | |
| KERN | | | | |
| | 63321 BAKERSFIELD CITY ELEMENTARY | | | |
| | 5600 MORNING DRIVE (437-010-15) | | \$380,117 | \$3,801 |
| | | | | ----- |
| | | BAKERSFIELD CITY ELEMENTARY TOTAL: | | \$3,801 |
| | | | | |
| | 63412 DELANO JOINT UNION HIGH | | | |
| | M.D.B. & M SITE (520-010-01-00-7) | | \$469,640 | \$4,696 |
| | | | | ----- |
| | | DELANO JOINT UNION HIGH TOTAL: | | \$4,696 |
| | | | | |
| | 63404 DELANO UNION ELEMENTARY | | | |
| | CNG & MOT FACILITY (521-090-17/27) | | \$565,040 | \$5,650 |
| | | | | ----- |
| | | DELANO UNION ELEMENTARY TOTAL: | | \$5,650 |
| | | | | |
| | 63438 EDISON ELEMENTARY | | | |
| | EUCALYPTUS PROPERTY (388 40 12) | | \$790,454 | \$7,905 |
| | EUCALYPTUS PROPERTY 2 (9.22 ACRES) (388-140-03) | | \$1,341,337 | \$13,413 |
| | | | | ----- |
| | | EDISON ELEMENTARY TOTAL: | | \$21,318 |
| | | | | |
| | 10157 KERN COUNTY OFFICE OF EDUCATION | | | |
| | COTTONWOOD ROAD (170-270-18) | | \$1,053,456 | \$10,535 |
| | | | | ----- |
| | | KERN COUNTY OFFICE OF EDUCATION TOTAL: | | \$10,535 |
| | | | | |
| | 63552 LAKESIDE UNION | | | |
| | LAKESIDE #4 (542-010-05-3) | | \$237,345 | \$2,373 |
| | LAKESIDE #5 (27 ACRES) (542-010-07-9) | | \$658,207 | \$6,582 |
| | | | | ----- |
| | | LAKESIDE UNION TOTAL: | | \$8,955 |
| | | | | |
| | 63628 MARICOPA UNIFIED | | | |
| | 42-280-05 (Unknown) | | \$346,225 | \$3,462 |
| | | | | ----- |
| | | MARICOPA UNIFIED TOTAL: | | \$3,462 |
| | | | | |
| | 63677 MOJAVE UNIFIED | | | |
| | LOT 332 (Unknown) | | \$349,830 | \$3,498 |
| | RED ROCK ELEMENTARY (181050048) | | \$916,932 | \$9,169 |
| | | | | ----- |
| | | MOJAVE UNIFIED TOTAL: | | \$12,667 |
| | | | | |
| | 63578 RICHLAND UNION ELEMENTARY | | | |

Unused Sites Assessments
Fiscal Year 2017/2018
Attachment B

COUNTY

DISTRICT

SITE

ASSESSED VALUE

ANNUAL PAYMENT

| | | | | |
|--|--|---|-----------|----------|
| | | SITE 5-KIRSCHENMANN (026-160-10) | \$58,385 | \$584 |
| | | | | |
| | | RICHLAND UNION ELEMENTARY TOTAL: | | \$584 |
| | | | | |
| | | 63776 SOUTHERN KERN UNIFIED | | |
| | | SCRUGGS (Unknown) | \$284,793 | \$2,848 |
| | | WILLOW SPRINGS ROAD (Unknown) | \$166,312 | \$1,663 |
| | | | | |
| | | SOUTHERN KERN UNIFIED TOTAL: | | \$4,511 |
| | | | | |
| | | 63826 TEHACHAPI UNIFIED | | |
| | | ALPINE FOREST SITE (325-031-01-00-7) | \$145,450 | \$1,455 |
| | | CHERRY LANE SITE (416-110-14) | \$238,589 | \$2,386 |
| | | MOUNTAIN MEADOWS SITE (223-272-01-00-1) | \$209,243 | \$2,092 |
| | | STALLION SPRINGS SITE 2 (318-200-01-00) | \$267,933 | \$2,679 |
| | | | | |
| | | TEHACHAPI UNIFIED TOTAL: | | \$8,612 |
| | | | | |
| | | | | |
| | | | | |
| | | KERN COUNTY TOTAL: | | \$84,791 |
| | | | | |
| | | | | |
| | | | | |
| | | | | |
| | | | | |
| | | | | |
| | | | | |
| | | | | |
| | | | | |
| | | | | |
| | | | | |
| | | | | |
| | | | | |
| | | | | |
| | | | | |
| | | | | |
| | | | | |
| | | | | |
| | | | | |
| | | | | |
| | | | | |
| | | | | |
| | | | | |
| | | | | |
| | | | | |
| | | | | |
| | | | | |
| | | | | |
| | | | | |
| | | | | |
| | | | | |
| | | | | |
| | | | | |
| | | | | |
| | | | | |
| | | | | |
| | | | | |
| | | | | |
| | | | | |
| | | | | |
| | | | | |
| | | | | |
| | | | | |
| | | | | |
| | | | | |
| | | | | |
| | | | | |
| | | | | |
| | | | | |
| | | | | |
| | | | | |
| | | | | |
| | | | | |
| | | | | |
| | | | | |
| | | | | |
| | | | | |
| | | | | |
| | | | | |
| | | | | |
| | | | | |
| | | | | |
| | | | | |
| | | | | |
| | | | | |
| | | | | |
| | | | | |
| | | | | |
| | | | | |
| | | | | |
| | | | | |
| | | | | |
| | | | | |
| | | | | |
| | | | | |
| | | | | |
| | | | | |
| | | | | |
| | | | | |
| | | | | |
| | | | | |
| | | | | |
| | | | | |
| | | | | |
| | | | | |
| | | | | |
| | | | | |
| | | | | |
| | | | | |
| | | | | |
| | | | | |
| | | | | |
| | | | | |
| | | | | |
| | | | | |
| | | | | |
| | | | | |
| | | | | |
| | | | | |
| | | | | |
| | | | | |
| | | | | |
| | | | | |
| | | | | |
| | | | | |
| | | | | |
| | | | | |
| | | | | |
| | | | | |
| | | | | |
| | | | | |
| | | | | |
| | | | | |
| | | | | |
| | | | | |
| | | | | |
| | | | | |
| | | | | |
| | | | | |
| | | | | |
| | | | | |
| | | | | |
| | | | | |
| | | | | |
| | | | | |
| | | | | |
| | | | | |
| | | | | |
| | | | | |
| | | | | |
| | | | | |
| | | | | |
| | | | | |
| | | | | |
| | | | | |
| | | | | |
| | | | | |
| | | | | |
| | | | | |
| | | | | |
| | | | | |
| | | | | |
| | | | | |
| | | | | |
| | | | | |
| | | | | |
| | | | | |
| | | | | |
| | | | | |
| | | | | |
| | | | | |
| | | | | |
| | | | | |
| | | | | |
| | | | | |
| | | | | |
| | | | | |
| | | | | |
| | | | | |
| | | | | |
| | | | | |
| | | | | |
| | | | | |
| | | | | |
| | | | | |
| | | | | |
| | | | | |
| | | | | |
| | | | | |
| | | | | |
| | | | | |
| | | | | |
| | | | | |
| | | | | |
| | | | | |
| | | | | |
| | | | | |
| | | | | |
| | | | | |
| | | | | |
| | | | | |
| | | | | |
| | | | | |
| | | | | |
| | | | | |
| | | | | |
| | | | | |
| | | | | |
| | | | | |
| | | | | |
| | | | | |
| | | | | |
| | | | | |
| | | | | |
| | | | | |
| | | | | |
| | | | | |
| | | | | |
| | | | | |
| | | | | |
| | | | | |
| | | | | |
| | | | | |
| | | | | |
| | | | | |
| | | | | |
| | | | | |
| | | | | |
| | | | | |
| | | | | |
| | | | | |
| | | | | |
| | | | | |
| | | | | |
| | | | | |
| | | | | |
| | | | | |
| | | | | |
| | | | | |
| | | | | |
| | | | | |
| | | | | |
| | | | | |
| | | | | |
| | | | | |
| | | | | |
| | | | | |
| | | | | |
| | | | | |
| | | | | |
| | | | | |
| | | | | |
| | | | | |
| | | | | |
| | | | | |
| | | | | |
| | | | | |
| | | | | |
| | | | | |
| | | | | |
| | | | | |
| | | </ | | |

Unused Sites Assessments
Fiscal Year 2017/2018
Attachment B

COUNTY

DISTRICT

| SITE | | ASSESSED VALUE | ANNUAL PAYMENT |
|-------------|---|-----------------------|-----------------------|
| 64444 | CULVER CITY UNIFIED | | |
| | BETSY ROSS ELEMENTARY (Unknown) | \$5,193,542 | \$51,935 |
| | WASHINGTON ELEMENTARY (Unknown) | \$4,095,831 | \$40,958 |
| | | | ----- |
| | CULVER CITY UNIFIED TOTAL: | | \$92,893 |
| 64527 | EL RANCHO UNIFIED | | |
| | MAIZELAND (6368-006-900) | \$803,846 | \$8,038 |
| | | | ----- |
| | EL RANCHO UNIFIED TOTAL: | | \$8,038 |
| 64568 | GLENDALE UNIFIED | | |
| | GLENDALE ADMIN BLDG 15000 SQ FT 5642-017-902 (5642-017-902) | \$2,401,890 | \$24,019 |
| | | | ----- |
| | GLENDALE UNIFIED TOTAL: | | \$24,019 |
| 64667 | LANCASTER ELEMENTARY | | |
| | ELEMENTARY SITE #22 (3153-002-15,16,1) | \$3,592,109 | \$35,921 |
| | MIDDLE #21 (3153-010-900) | \$2,514,207 | \$25,142 |
| | SITE #24 (3105-017-900) | \$3,153,071 | \$31,531 |
| | SITE 19 (3176-20-900) | \$267,870 | \$2,679 |
| | | | ----- |
| | LANCASTER ELEMENTARY TOTAL: | | \$95,273 |
| 64733 | LOS ANGELES UNIFIED | | |
| | COLLINS (2146-004-904) | \$7,474,018 | \$74,740 |
| | HARRISON STREET ELEMENTARY (5229-017-904) | \$48,967 | \$490 |
| | HIGHLANDER EL (2028-028-900) | \$6,172,627 | \$61,726 |
| | LOS ANGELES ACADEMY MIDDLE (5101-005-900) | \$592,770 | \$5,928 |
| | OSO EL (2151-0154-900) | \$6,043,768 | \$60,438 |
| | PLATT RANCH EL (2047-007-900) | \$7,973,425 | \$79,734 |
| | | | ----- |
| | LOS ANGELES UNIFIED TOTAL: | | \$283,056 |
| 64857 | PALMDALE ELEMENTARY | | |
| | BLACKBIRD ELEMENTARY (3051-014-900, 90) | \$1,954,903 | \$19,549 |
| | FREDERICK W. STRASBURG SCHOOL (3019-011-901-92) | \$3,159,073 | \$31,591 |
| | | | ----- |
| | PALMDALE ELEMENTARY TOTAL: | | \$51,140 |
| 65102 | WESTSIDE UNION ELEMENTARY | | |
| | 4830 QUARTZ HILL ROAD (3101-017-011) | \$176,067 | \$1,761 |
| | BELLVIEW (3001-005-901) | \$150,671 | \$1,507 |
| | L-12 & 82ND STREET WEST (3248-022-002) | \$818,280 | \$8,183 |
| | NEENACH ELEMENTARY (3275-013-903 & 3) | \$219,479 | \$2,195 |
| | QUARTZ HILL ROAD PROPERTY (3101-017-012) | \$162,528 | \$1,625 |
| | TUMBLEWEED HEIGHTS (3262-015-900) | \$72,045 | \$720 |
| | | | ----- |
| | WESTSIDE UNION ELEMENTARY TOTAL: | | \$15,991 |
| | | | |
| | | | ----- |
| | LOS ANGELES COUNTY TOTAL: | | \$845,922 |
| MARIN | | | |
| | | | |

Unused Sites Assessments
Fiscal Year 2017/2018
Attachment B

COUNTY

DISTRICT

SITE

ASSESSED VALUE

ANNUAL PAYMENT

| | | | |
|------------------|---|-------------|----------|
| | 65367 LARKSPUR-CORTE MADERA | | |
| | LARKSPUR CORTE MADERA SCH (Unknown) | \$3,318,221 | \$33,182 |
| | | | ----- |
| | LARKSPUR-CORTE MADERA TOTAL: | | \$33,182 |
| | | | |
| | | | ----- |
| | MARIN COUNTY TOTAL: | | \$33,182 |
| | | | |
| MARIPOSA | | | |
| | 65532 MARIPOSA COUNTY UNIFIED | | |
| | HORNITOS (011-190-005) | \$252,311 | \$2,523 |
| | YAQUI GULCH (17-540-10) | \$343,823 | \$3,438 |
| | YOSEMITE WEST (06-070-32) | \$137,418 | \$1,374 |
| | | | ----- |
| | MARIPOSA COUNTY UNIFIED TOTAL: | | \$7,335 |
| | | | |
| | | | ----- |
| | MARIPOSA COUNTY TOTAL: | | \$7,335 |
| | | | |
| MENDOCINO | | | |
| | 65581 MENDOCINO UNIFIED | | |
| | OLD GRAMMAR SCHOOL REC CENTER SITE (119-140-1 | \$142,141 | \$1,421 |
| | | | ----- |
| | MENDOCINO UNIFIED TOTAL: | | \$1,421 |
| | | | |
| | | | ----- |
| | MENDOCINO COUNTY TOTAL: | | \$1,421 |
| | | | |
| MERCED | | | |
| | 65631 ATWATER ELEMENTARY | | |
| | ATWATER-JORDAN (056-084-018) | \$325,348 | \$3,253 |
| | AVE ONE (005-110-14) | \$395,520 | \$3,955 |
| | JUNIPER AVENUE (004-010-026) | \$80,179 | \$802 |
| | | | ----- |
| | ATWATER ELEMENTARY TOTAL: | | \$8,010 |
| | | | |
| | 65771 MERCED CITY ELEMENTARY | | |
| | PAULSON ROAD SITE APN 060-730-042 (Unknown) | \$732,071 | \$7,321 |
| | | | ----- |
| | MERCED CITY ELEMENTARY TOTAL: | | \$7,321 |
| | | | |
| | 65789 MERCED UNION HIGH | | |
| | TYLER RD. GERARD AVE (259-130-010) | \$2,545,922 | \$25,459 |
| | | | ----- |
| | MERCED UNION HIGH TOTAL: | | \$25,459 |
| | | | |
| | | | ----- |

Unused Sites Assessments
Fiscal Year 2017/2018
Attachment B

| COUNTY | DISTRICT | SITE | ASSESSED VALUE | ANNUAL PAYMENT |
|-----------------|----------|---|----------------|-----------------|
| | | MERCED COUNTY TOTAL: | | \$40,790 |
| MONTEREY | | | | |
| | | 66092 MONTEREY PENINSULA UNIFIED | | |
| | | MONTEREY CAL/RANCHO SAUCI (APN 259-091-011) | \$2,229,304 | \$22,293 |
| | | MONTEREY CO. HIDDEN HILLS (Unknown) | \$3,484,466 | \$34,845 |
| | | | | ----- |
| | | MONTEREY PENINSULA UNIFIED TOTAL: | | \$57,138 |
| | | 73825 NORTH MONTEREY COUNTY UNIFIED | | |
| | | OAK HILLS SUBDIVISION (Unknown) | \$1,764,073 | \$17,641 |
| | | | | ----- |
| | | NORTH MONTEREY COUNTY UNIFIED TOTAL: | | \$17,641 |
| | | | | |
| | | | | ----- |
| | | MONTEREY COUNTY TOTAL: | | \$74,779 |
| NEVADA | | | | |
| | | 66373 PLEASANT RIDGE UNION ELEMENTARY | | |
| | | SHARON OAKS (Unknown) | \$67,438 | \$674 |
| | | | | ----- |
| | | PLEASANT RIDGE UNION ELEMENTARY TOTAL: | | \$674 |
| | | | | |
| | | | | ----- |
| | | NEVADA COUNTY TOTAL: | | \$674 |
| ORANGE | | | | |
| | | 66480 CYPRESS ELEMENTARY | | |
| | | CAWTHON (ROBERT C.) ELEMENTARY (242-332-01) | \$228,089 | \$2,281 |
| | | DAMRON (241-056-01) | \$3,679,982 | \$36,800 |
| | | | | ----- |
| | | CYPRESS ELEMENTARY TOTAL: | | \$39,081 |
| | | | | |
| | | | | ----- |
| | | ORANGE COUNTY TOTAL: | | \$39,081 |
| PLACER | | | | |
| | | 66787 AUBURN UNION ELEMENTARY | | |
| | | ATWOOD (28.3 ACRES) (051-100-070) | \$890,702 | \$8,907 |
| | | | | ----- |
| | | AUBURN UNION ELEMENTARY TOTAL: | | \$8,907 |
| | | 66803 DRY CREEK JOINT ELEMENTARY | | |
| | | MORGAN CREEK ELEMENTARY (029-010-020) | \$1,501,734 | \$15,017 |
| | | | | ----- |
| | | DRY CREEK JOINT ELEMENTARY TOTAL: | | \$15,017 |

Unused Sites Assessments
Fiscal Year 2017/2018
Attachment B

COUNTY

DISTRICT

SITE

ASSESSED VALUE

ANNUAL PAYMENT

| | | | |
|------------------|--|-------------|-----------------|
| | 66928 ROSEVILLE JOINT UNION HIGH | | |
| | TRANSPORTATION FACILITY - INDUSTRIAL BLVD (017- | \$1,103,482 | \$11,035 |
| | | | ----- |
| | ROSEVILLE JOINT UNION HIGH TOTAL: | | \$11,035 |
| | | | |
| | | | ----- |
| | PLACER COUNTY TOTAL: | | \$34,959 |
| | | | |
| RIVERSIDE | | | |
| | 66985 BANNING UNIFIED | | |
| | 538-280-002-8 (538-280-002-8) | \$420,180 | \$4,202 |
| | OLD CABAZON ELEMENTARY (526-021-008) | \$163,959 | \$1,640 |
| | | | ----- |
| | BANNING UNIFIED TOTAL: | | \$5,842 |
| | | | |
| | 66993 BEAUMONT UNIFIED | | |
| | FOURTEENTH STREET (414-070-001) | \$210,203 | \$2,102 |
| | LOMA LINDA ELEMENTARY (421-120-009) | \$210,203 | \$2,102 |
| | PENNSYLVANIA PROPERTY (419-360-030, 418) | \$250,243 | \$2,502 |
| | | | ----- |
| | BEAUMONT UNIFIED TOTAL: | | \$6,706 |
| | | | |
| | 73676 COACHELLA VALLEY UNIFIED | | |
| | FUTURE NORTH SHORE (K-8) 40 ACRES 721-110-001 (7 | \$1,908,211 | \$19,082 |
| | | | ----- |
| | COACHELLA VALLEY UNIFIED TOTAL: | | \$19,082 |
| | | | |
| | 67033 CORONA-NORCO UNIFIED | | |
| | RANCHO SERRANO HIGH (283-150-016,017) | \$1,283,589 | \$12,836 |
| | ROOSEVELT ELEMENTARY (106-020-004) | \$2,122,470 | \$21,225 |
| | | | ----- |
| | CORONA-NORCO UNIFIED TOTAL: | | \$34,061 |
| | | | |
| | 67058 DESERT SANDS UNIFIED | | |
| | AVE 39 ELEMENTARY (#6) (679-110-001) | \$4,509,919 | \$45,099 |
| | SOUTHWEST INDIO (MADISON STREET) (649-270-1 & 6 | \$2,033,366 | \$20,334 |
| | | | ----- |
| | DESERT SANDS UNIFIED TOTAL: | | \$65,433 |
| | | | |
| | | | |
| | | | |
| | 67082 HEMET UNIFIED | | |
| | GIBBEL ELEMENTARY (454-400-001) | \$382,761 | \$3,828 |
| | | | ----- |
| | HEMET UNIFIED TOTAL: | | \$3,828 |
| | | | |
| | 75176 LAKE ELSINORE UNIFIED | | |
| | WASSON CANYON (349-41-005) | \$135,398 | \$1,354 |
| | | | ----- |
| | LAKE ELSINORE UNIFIED TOTAL: | | \$1,354 |
| | | | |
| | 67124 MORENO VALLEY UNIFIED | | |
| | WILMOT/CACTUS (476-100-012) | \$277,292 | \$2,773 |

Unused Sites Assessments
Fiscal Year 2017/2018
Attachment B

COUNTY

DISTRICT

SITE

ASSESSED VALUE

ANNUAL PAYMENT

| | | | | | |
|--|--|--|------------------------------------|--|-----------|
| | | | | | |
| | | | MORENO VALLEY UNIFIED TOTAL: | | \$2,773 |
| | | | | | |
| | | 67173 PALM SPRINGS UNIFIED | | | |
| | | KAREN STREET SCHOOL (667-100-006-8) | \$302,829 | | \$3,028 |
| | | PALM DESSERT SCHOOL SITE (653-260-024,025,) | \$3,530,847 | | \$35,308 |
| | | | | | |
| | | | PALM SPRINGS UNIFIED TOTAL: | | \$38,336 |
| | | | | | |
| | | 67231 ROMOLAND ELEMENTARY | | | |
| | | MONUMENT RANCH (330-160-051-3,34) | \$5,225,185 | | \$52,252 |
| | | | | | |
| | | | ROMOLAND ELEMENTARY TOTAL: | | \$52,252 |
| | | | | | |
| | | 67249 SAN JACINTO UNIFIED | | | |
| | | MEGAN COPE ELEMENTARY (433-110-028) | \$304,000 | | \$3,040 |
| | | WARREN COVE K-8 (431-250-053) | \$1,197,000 | | \$11,970 |
| | | | | | |
| | | | SAN JACINTO UNIFIED TOTAL: | | \$15,010 |
| | | | | | |
| | | | | | |
| | | | | | |
| | | | RIVERSIDE COUNTY TOTAL: | | \$244,677 |
| | | | | | |
| | | SACRAMENTO | | | |
| | | | | | |
| | | 67314 ELK GROVE UNIFIED | | | |
| | | APN 121-0110-002 (121-0110-002) | \$351,672 | | \$3,517 |
| | | | | | |
| | | | ELK GROVE UNIFIED TOTAL: | | \$3,517 |
| | | | | | |
| | | 67348 GALT JOINT UNION ELEMENTARY | | | |
| | | JEFF JENNINGS (148-0140-044) | \$1,650,351 | | \$16,504 |
| | | | | | |
| | | | GALT JOINT UNION ELEMENTARY TOTAL: | | \$16,504 |
| | | | | | |
| | | 75283 NATOMAS UNIFIED | | | |
| | | NORTHPOINTE MIDDLE (225-1060-024,025) | \$4,863,742 | | \$48,637 |
| | | WESTLAKESIDE SITE (225-0030-065) | \$864,276 | | \$8,643 |
| | | | | | |
| | | | NATOMAS UNIFIED TOTAL: | | \$57,280 |
| | | | | | |
| | | | | | |
| | | 67421 ROBLA ELEMENTARY | | | |
| | | NORWOOD SITE (237-0380-01900&0) | \$2,133,972 | | \$21,340 |
| | | | | | |
| | | | ROBLA ELEMENTARY TOTAL: | | \$21,340 |
| | | | | | |
| | | 76505 TWIN RIVERS UNIFIED | | | |
| | | 1690 BELL AVE (238-0050-011, 01) | \$918,627 | | \$9,186 |
| | | 1710 ASCOT AVENUE (215-0241-012) | \$2,474,170 | | \$24,742 |
| | | EAST NATOMAS EDUCATIONAL COMPLEX 34 ACRES (2 | \$7,956,174 | | \$79,562 |
| | | EAST NATOMAS EDUCATIONAL COMPLEX 35ACRES (2 | \$8,105,453 | | \$81,055 |
| | | EAST NATOMAS EDUCATIONAL COMPLEX 7.5 ACRES (| \$3,925,332 | | \$39,253 |
| | | EAST NATOMAS EDUCATIONAL COMPLEX 7.7 ACRE (2 | \$7,676,114 | | \$76,761 |

| COUNTY | DISTRICT | SITE |
|--------|----------|------|
| | | |

| SITE | ACCESSION VALUE | PROPERTY VALUE | |
|----------------|---|----------------|-----------|
| | HARMON JOHNSON ELEMENTARY (263-0110-005-000) | \$6,832,835 | \$68,328 |
| | MEISTER (225-0170-029) | \$1,947,506 | \$19,475 |
| | SITE E (206-090-14) | \$551,848 | \$5,518 |
| | SITE F (214-181-02) | \$288,288 | \$2,883 |
| | TERRACE PARK ELEMENTARY (201-0300-102, 10) | \$5,169,780 | \$51,698 |
| | | | ----- |
| | TWIN RIVERS UNIFIED TOTAL: | | \$458,461 |
| | | | |
| | | | ----- |
| | SACRAMENTO COUNTY TOTAL: | | \$557,102 |
| | | | |
| SAN BERNARDINO | | | |
| | | | |
| | 67587 ADELANTO ELEMENTARY | | |
| | NEW ELEMENTARY NO. 2 - EL MIRAGE (458-22-113-25) | \$373,702 | \$3,737 |
| | New Elementary Site #24 (3128-391-01) | \$868,708 | \$8,687 |
| | PALMER & EL MIRAGE (457-251-16) | \$185,562 | \$1,856 |
| | SITE 27 (K-6) 15 ARCES 3103-581-14, 15 (3101-581-14,15) | \$1,683,982 | \$16,840 |
| | | | ----- |
| | ADELANTO ELEMENTARY TOTAL: | | \$31,120 |
| | | | |
| | 75077 APPLE VALLEY UNIFIED | | |
| | APN: 441-041-35 (441-041-35) | \$95,199 | \$952 |
| | RANCHERIAS SITE (441-041-02) | \$1,181,996 | \$11,820 |
| | | | ----- |
| | APPLE VALLEY UNIFIED TOTAL: | | \$12,772 |
| | | | |
| | 67611 BARSTOW UNIFIED | | |
| | SCHOOL FARM (Unknown) | \$361,670 | \$3,617 |
| | | | ----- |
| | BARSTOW UNIFIED TOTAL: | | \$3,617 |
| | | | |
| | 67652 CHAFFEY JOINT UNION HIGH | | |
| | HIGH SCHOOL #9 (SAN SEVAINE FONTANA) (228-021-24) | \$7,744,670 | \$77,447 |
| | | | ----- |
| | CHAFFEY JOINT UNION HIGH TOTAL: | | \$77,447 |
| | | | |
| | 67710 FONTANA UNIFIED | | |
| | BIRCH CONTINUATION HIGH EXPANSION (0243-191-04) | \$372,116 | \$3,721 |
| | | | ----- |
| | FONTANA UNIFIED TOTAL: | | \$3,721 |
| | | | |
| | 75044 HESPERIA UNIFIED | | |
| | CEDAR GLEN 14.77 ACRES (3046-101-23,24,1) | \$482,104 | \$4,821 |
| | EL CENTRO 13.49 ACRES (405-372-42,43) | \$380,326 | \$3,803 |
| | | | ----- |
| | HESPERIA UNIFIED TOTAL: | | \$8,624 |
| | | | |
| | 67777 MORONGO UNIFIED | | |
| | 2 MILE ROAD/ENCCELIA (0612-231-05) | \$73,127 | \$731 |
| | | | ----- |
| | MORONGO UNIFIED TOTAL: | | \$731 |
| | | | |
| | 67801 NEEDLES UNIFIED | | |

Unused Sites Assessments
Fiscal Year 2017/2018
Attachment B

COUNTY

DISTRICT

SITE

ASSESSED VALUE

ANNUAL PAYMENT

| | | | |
|------------------|--|-------------|-----------|
| | AMBOY ELEMENTARY (055-613-10) | \$65,506 | \$655 |
| | ESSEX ELEMENTARY (0655-131-03-0000) | \$105,104 | \$1,051 |
| | | | ----- |
| | NEEDLES UNIFIED TOTAL: | | \$1,706 |
| | | | |
| | 67868 RIM OF THE WORLD UNIFIED | | |
| | CRESTLINE ELEMENTARY (343-111-04) | \$261,193 | \$2,612 |
| | | | ----- |
| | RIM OF THE WORLD UNIFIED TOTAL: | | \$2,612 |
| | | | |
| | 67876 SAN BERNARDINO CITY UNIFIED | | |
| | HIGHLAND-CYPRESS II (1192-361-01) | \$121,511 | \$1,215 |
| | | | ----- |
| | SAN BERNARDINO CITY UNIFIED TOTAL: | | \$1,215 |
| | | | |
| | 10363 SAN BERNARDINO COUNTY OFFICE OF EDUCATION | | |
| | Adelanto Early Education Center (3128-521-09) | \$116,905 | \$1,169 |
| | APPLE VALLEY COUNTY HIGH (3087-341-37) | \$1,130,079 | \$11,301 |
| | BEAR VALLEY COMMUNITY DAY (2328-103-02) | \$435,146 | \$4,351 |
| | Chino Hills Early Ed Center (1013-421-09 to12) | \$2,338,092 | \$23,381 |
| | HESPERIA EARLY ED CENTER (3072-241-17) | \$649,469 | \$6,495 |
| | HIGHLAND COMMUNITY (1191-201-12) | \$649,469 | \$6,495 |
| | VICTORVILLE CENTRAL COMMUNITY (0477-132-47) | \$280,570 | \$2,806 |
| | yucca valley cds (0601-551-27) | \$1,150,489 | \$11,505 |
| | | | ----- |
| | SAN BERNARDINO COUNTY OFFICE OF EDUCATION T | | \$67,503 |
| | | | |
| | 73957 SNOWLINE JOINT UNIFIED | | |
| | PROPERTY ON CAUGHLIN ROAD (3102-431-03, 04) | \$164,041 | \$1,640 |
| | PROPERTY ON GOSS ROAD (3069-141-12-0000) | \$123,700 | \$1,237 |
| | PROPERTY ON LA MESA (APN 02, 03, 04, 05, 06) (3097-3 | \$134,270 | \$1,343 |
| | PROPERTY ON LA MESA (APN 08, 09, 10) (3097-391-07-0 | \$60,000 | \$600 |
| | PROPERTY ON LUNA & BELLFLOWER (3133-131-08) | \$174,977 | \$1,750 |
| | | | ----- |
| | SNOWLINE JOINT UNIFIED TOTAL: | | \$6,570 |
| | | | |
| | 67918 VICTOR ELEMENTARY | | |
| | ADDITIONAL LAND - GTE (0480-021-50,51) | \$92,781 | \$928 |
| | ADDITIONAL LAND - IR/AC (477-393-01) | \$72,740 | \$727 |
| | LOCUST PROPERTY (3093-231-03-0000) | \$5,502,121 | \$55,021 |
| | MOJAVE VISTA ELEMENTARY (0478-021-17-0000) | \$995,853 | \$9,959 |
| | SANDSTONE (3104-231-07-0000) | \$158,967 | \$1,590 |
| | | | ----- |
| | VICTOR ELEMENTARY TOTAL: | | \$68,225 |
| | | | |
| | | | |
| | | | ----- |
| | SAN BERNARDINO COUNTY TOTAL: | | \$285,863 |
| | | | |
| SAN DIEGO | | | |
| | | | |
| | 67983 BORREGO SPRINGS UNIFIED | | |
| | 198-270-13 (198-270-13) | \$68,137 | \$681 |
| | | | ----- |
| | BORREGO SPRINGS UNIFIED TOTAL: | | \$681 |
| | | | |

Unused Sites Assessments
Fiscal Year 2017/2018
Attachment B

COUNTY

DISTRICT

| SITE | | ASSESSED VALUE | ANNUAL PAYMENT |
|------------------------|--|-----------------------|-----------------------|
| 68338 | SAN DIEGO UNIFIED | | |
| | CAMP ELLIOTT 2-JR.HIGH (368-010-03) | \$7,045,212 | \$70,452 |
| | SERRA ELEM. (672-450-34) | \$74,428 | \$744 |
| | | | ----- |
| | SAN DIEGO UNIFIED TOTAL: | | \$71,196 |
| 68361 | SANTEE ELEMENTARY | | |
| | ELLIOTT #2 (Unknown) | \$156,150 | \$1,562 |
| | SANTEE ELEMENTARY (384-091-01,13,14) | \$2,102,048 | \$21,020 |
| | SUMMIT SITE (37821013,07,35) | \$3,163,767 | \$31,638 |
| | | | ----- |
| | SANTEE ELEMENTARY TOTAL: | | \$54,220 |
| 68411 | SWEETWATER UNION HIGH | | |
| | HUNTE (643-612-15) | \$35,288,624 | \$352,886 |
| | WINDMILL FARMS SITE (568-420-14, 15,3) | \$3,511,394 | \$35,114 |
| | | | ----- |
| | SWEETWATER UNION HIGH TOTAL: | | \$388,000 |
| | | | |
| | | | ----- |
| | SAN DIEGO COUNTY TOTAL: | | \$514,097 |
| SAN FRANCISCO | | | |
| 68478 | SAN FRANCISCO UNIFIED | | |
| | 1440 HARRISON SITE (3520 Lot 51) | \$2,037,226 | \$20,372 |
| | 5TH & MARKET (3705 Lot 42) | \$5,061,316 | \$50,613 |
| | SEVENTH AND LAWTON SITE (1030 Lot 1937) | \$444,285 | \$4,443 |
| | SIR FRANCIS DRAKE ANNEX (4700 Lot 8) | \$1,887,934 | \$18,879 |
| | | | ----- |
| | SAN FRANCISCO UNIFIED TOTAL: | | \$94,307 |
| | | | |
| | | | ----- |
| | SAN FRANCISCO COUNTY TOTAL: | | \$94,307 |
| SAN JOAQUIN | | | |
| 68585 | LODI UNIFIED | | |
| | BRIGHT BEAR CREEK WEST STOCKTON (084-060-07) | \$2,972,277 | \$29,723 |
| | GANTNER ELEMENTARY (027-400-02) | \$4,453,508 | \$44,535 |
| | PANOUSI MIDDLE SCHOOL SITE (084-050-13) | \$6,332,331 | \$63,323 |
| | | | ----- |
| | LODI UNIFIED TOTAL: | | \$137,581 |
| 68676 | STOCKTON UNIFIED | | |
| | CARPENTER ROAD/HERNANDEZ ELEMENTARY (179-09) | \$356,512 | \$3,565 |
| | | | ----- |
| | STOCKTON UNIFIED TOTAL: | | \$3,565 |
| | | | |
| | | | ----- |
| | SAN JOAQUIN COUNTY TOTAL: | | \$141,146 |
| SAN LUIS OBISPO | | | |

Unused Sites Assessments
Fiscal Year 2017/2018
Attachment B

| COUNTY | DISTRICT | SITE | ASSESSED VALUE | ANNUAL PAYMENT |
|---------------|----------|--|----------------|----------------|
| | | 68759 LUCIA MAR UNIFIED | | |
| | | ROSEMARY CRAIG MIDDLE (091-181-031-4-2) | \$3,153,071 | \$31,531 |
| | | | | ----- |
| | | LUCIA MAR UNIFIED TOTAL: | | \$31,531 |
| | | | | |
| | | 75457 PASO ROBLES JOINT UNIFIED | | |
| | | MARGARET GATES SCHOOL (25-392-014,15,16) | \$2,548,626 | \$25,486 |
| | | | | ----- |
| | | PASO ROBLES JOINT UNIFIED TOTAL: | | \$25,486 |
| | | | | |
| | | | | ----- |
| | | SAN LUIS OBISPO COUNTY TOTAL: | | \$57,017 |
| | | | | |
| SAN MATEO | | | | |
| | | 69013 SAN BRUNO PARK ELEMENTARY | | |
| | | ENGVALS SCHOOL (019-270-260&270) | \$696,957 | \$6,970 |
| | | | | ----- |
| | | SAN BRUNO PARK ELEMENTARY TOTAL: | | \$6,970 |
| | | | | |
| | | | | ----- |
| | | SAN MATEO COUNTY TOTAL: | | \$6,970 |
| | | | | |
| SANTA BARBARA | | | | |
| | | 69146 CARPINTERIA UNIFIED | | |
| | | BAILARD AVENUE PARCEL #1-080-45 AND 46 (1-080-45 | \$5,936,048 | \$59,360 |
| | | | | ----- |
| | | CARPINTERIA UNIFIED TOTAL: | | \$59,360 |
| | | | | |
| | | 69229 LOMPOC UNIFIED | | |
| | | ARTESIA (Unknown) | \$893,175 | \$8,932 |
| | | | | ----- |
| | | LOMPOC UNIFIED TOTAL: | | \$8,932 |
| | | | | |
| | | | | ----- |
| | | SANTA BARBARA COUNTY TOTAL: | | \$68,292 |
| | | | | |
| | | | | |
| SANTA CLARA | | | | |
| | | 69393 CAMPBELL UNION ELEMENTARY | | |
| | | DOVER (28812075) | \$4,297,237 | \$42,972 |
| | | HAMILTON (30505034) | \$3,763,340 | \$37,633 |
| | | | | ----- |
| | | CAMPBELL UNION ELEMENTARY TOTAL: | | \$80,605 |
| | | | | |
| | | 69534 LOS GATOS-SARATOGA JOINT UNION HIGH | | |
| | | 809 UNIVERSITY AVENUE (Unknown) | \$1,232,575 | \$12,326 |
| | | | | ----- |
| | | LOS GATOS-SARATOGA JOINT UNION HIGH TOTAL: | | \$12,326 |

Unused Sites Assessments
Fiscal Year 2017/2018
Attachment B

| COUNTY | DISTRICT | SITE | ASSESSED VALUE | ANNUAL PAYMENT |
|------------|----------|--|----------------|----------------|
| | | 69591 MOUNTAIN VIEW WHISMAN ELEMENTARY | | |
| | | O J COOPER (197-32-001-00) | \$12,163,120 | \$121,631 |
| | | | | ----- |
| | | MOUNTAIN VIEW WHISMAN ELEMENTARY TOTAL: | | \$121,631 |
| | | 69666 SAN JOSE UNIFIED | | |
| | | CAGLIA UNDEVELOPED SITE (701-34-001) | \$5,314,007 | \$53,140 |
| | | | | ----- |
| | | SAN JOSE UNIFIED TOTAL: | | \$53,140 |
| | | | | |
| | | | | ----- |
| | | SANTA CLARA COUNTY TOTAL: | | \$267,702 |
| SHASTA | | | | |
| | | 75267 GATEWAY UNIFIED | | |
| | | BLM 1230027 (115-140-016) | \$351,032 | \$3,510 |
| | | BLM 1230096 (115-110-001) | \$167,159 | \$1,672 |
| | | LAKE & SHASTA DAM BLVD. (006-890-005-000,) | \$64,431 | \$644 |
| | | LAKE BLVD. & TAMARACK (113-030-003-000) | \$322,158 | \$3,222 |
| | | | | ----- |
| | | GATEWAY UNIFIED TOTAL: | | \$9,048 |
| | | 70094 PACHECO UNION ELEMENTARY | | |
| | | NORTH RANCHO - APN:054-090-36 (054-090-36) | \$719,838 | \$7,198 |
| | | | | ----- |
| | | PACHECO UNION ELEMENTARY TOTAL: | | \$7,198 |
| | | | | |
| | | | | ----- |
| | | SHASTA COUNTY TOTAL: | | \$16,246 |
| SOLANO | | | | |
| | | 70565 TRAVIS UNIFIED | | |
| | | GOLDRIDGE (0166-200-500) | \$8,376,100 | \$83,761 |
| | | SOUTH TOWN - PAPIN (0136-140-080) | \$4,349,129 | \$43,491 |
| | | | | ----- |
| | | TRAVIS UNIFIED TOTAL: | | \$127,252 |
| | | | | ----- |
| | | SOLANO COUNTY TOTAL: | | \$127,252 |
| STANISLAUS | | | | |
| | | 75564 OAKDALE JOINT UNIFIED | | |
| | | BRIDLE RIDGE (063-060-006) | \$742,250 | \$7,423 |
| | | | | ----- |
| | | OAKDALE JOINT UNIFIED TOTAL: | | \$7,423 |
| | | 71217 PATTERSON JOINT UNIFIED | | |
| | | NEW ELEMENTARY SCHOOL (Unknown) | \$371,862 | \$3,719 |
| | | | | ----- |
| | | PATTERSON JOINT UNIFIED TOTAL: | | \$3,719 |

Unused Sites Assessments
Fiscal Year 2017/2018
Attachment B

COUNTY

DISTRICT

SITE

ASSESSED VALUE

ANNUAL PAYMENT

| | | | | |
|--|--|---|-------------|----------|
| | | | | |
| | | 71290 SYLVAN UNION ELEMENTARY | | |
| | | ELEMENTARY SCHOOL SITE #12 (083-004-089) | \$2,942,910 | \$29,429 |
| | | | | ----- |
| | | SYLVAN UNION ELEMENTARY TOTAL: | | \$29,429 |
| | | | | |
| | | | | ----- |
| | | STANISLAUS COUNTY TOTAL: | | \$40,571 |
| | | | | |
| | | SUTTER | | |
| | | | | |
| | | 71464 YUBA CITY UNIFIED | | |
| | | GROVE/BOGUE ROADS (23023001&002) | \$2,633,549 | \$26,335 |
| | | SHANGHAI BEND RD & PEORIA DR (55-010-040) | \$194,841 | \$1,948 |
| | | | | ----- |
| | | YUBA CITY UNIFIED TOTAL: | | \$28,283 |
| | | | | |
| | | | | ----- |
| | | SUTTER COUNTY TOTAL: | | \$28,283 |
| | | | | |
| | | TULARE | | |
| | | | | |
| | | 71795 ALLENSWORTH ELEMENTARY | | |
| | | ELEMENTARY SCHOOL K-6 333-350-019 (333-350-019) | \$51,260 | \$513 |
| | | | | ----- |
| | | ALLENSWORTH ELEMENTARY TOTAL: | | \$513 |
| | | | | |
| | | 71803 ALPAUGH UNIFIED | | |
| | | FUTURE FAA SITE (311-350-002) | \$325,000 | \$3,250 |
| | | | | ----- |
| | | ALPAUGH UNIFIED TOTAL: | | \$3,250 |
| | | | | |
| | | 75325 FARMERSVILLE UNIFIED | | |
| | | FUTURE MIDDLE 053 (129-010-11) | \$171,121 | \$1,711 |
| | | FUTURE MIDDLE 054 (129-010-054) | \$72,740 | \$727 |
| | | FUTURE MIDDLE 055 (129-010-055) | \$167,415 | \$1,674 |
| | | FUTURE MIDDLE 056 (129-010-056) | \$167,415 | \$1,674 |
| | | FUTURE MIDDLE 057 (129-010-057) | \$160,365 | \$1,604 |
| | | FUTURE MIDDLE 058 (129-010-058) | \$114,036 | \$1,140 |
| | | FUTURE MIDDLE 059 (129-010-059) | \$72,740 | \$727 |
| | | FUTURE MIDDLE 060 (50000) | \$72,740 | \$727 |
| | | FUTURE MIDDLE 061 (129-010-061) | \$72,740 | \$727 |
| | | | | ----- |
| | | FARMERSVILLE UNIFIED TOTAL: | | \$10,711 |
| | | | | |
| | | 71944 HOPE ELEMENTARY | | |
| | | ORANGE GROVE SITE (303-060-011-000) | \$218,221 | \$2,182 |
| | | | | ----- |
| | | HOPE ELEMENTARY TOTAL: | | \$2,182 |
| | | | | |
| | | 75523 PORTERVILLE UNIFIED | | |
| | | K-8 GRAMMAR SCHOOL (254-010-014,049) | \$1,298,941 | \$12,989 |
| | | | | ----- |
| | | PORTERVILLE UNIFIED TOTAL: | | \$12,989 |

**Unused Sites Assessments
Fiscal Year 2017/2018
Attachment B**

COUNTY

DISTRICT

| SITE | ASSESSED VALUE | ANNUAL PAYMENT |
|---|----------------|-----------------|
| 72090 ROCKFORD ELEMENTARY | | |
| ROCKFORD SCHOOL (240-150-19) | \$626,749 | \$6,267 |
| ROCKFORD SCHOOL 8 ACRES (236-150-010-000) | \$170,116 | \$1,701 |
| | | ----- |
| ROCKFORD ELEMENTARY TOTAL: | | \$7,968 |
| 72231 TULARE CITY ELEMENTARY | | |
| SEMINOLE/MORRISON PROPERTY (172-010-037) | \$1,015,774 | \$10,158 |
| | | ----- |
| TULARE CITY ELEMENTARY TOTAL: | | \$10,158 |
| 72256 VISALIA UNIFIED | | |
| HOUSTON/ROAD 152 (103-040-040-000) | \$450,252 | \$4,503 |
| LOVERS LANE (127-010-044-000) | \$378,816 | \$3,788 |
| LOVERS LANE/MILL CREEK (098-070-035-000) | \$1,088,575 | \$10,886 |
| PINKHAM ROAD/'K' ROAD (126-920-008-000) | \$909,546 | \$9,095 |
| | | ----- |
| VISALIA UNIFIED TOTAL: | | \$28,272 |
| | | |
| | | ----- |
| TULARE COUNTY TOTAL: | | \$76,043 |
| TUOLUMNE | | |
| 72348 COLUMBIA UNION ELEMENTARY | | |
| MIDDLE SCHOOL SITE (UNNAMED) (33-090-01) | \$790,061 | \$7,901 |
| SPRINGFIELD COMMUNITY DAY SCHOOL (033-090-04-0) | \$318,275 | \$3,183 |
| | | ----- |
| COLUMBIA UNION ELEMENTARY TOTAL: | | \$11,084 |
| | | |
| | | ----- |
| TUOLUMNE COUNTY TOTAL: | | \$11,084 |
| VENTURA | | |
| 72652 VENTURA UNIFIED | | |
| FRASER RANCH (063-0-1310045) | \$1,205,105 | \$12,051 |
| JEWETT SITE (131-0-060-015) | \$743,490 | \$7,435 |
| SUDDEN ESTATE (Unknown) | \$680,396 | \$6,804 |
| | | ----- |
| VENTURA UNIFIED TOTAL: | | \$26,290 |
| | | |
| | | ----- |
| VENTURA COUNTY TOTAL: | | \$26,290 |
| YOLO | | |
| 72694 WASHINGTON UNIFIED | | |
| LINDEN ACRES (Unknown) | \$2,113,789 | \$21,138 |
| | | ----- |
| WASHINGTON UNIFIED TOTAL: | | \$21,138 |

Unused Sites Assessments
Fiscal Year 2017/2018
Attachment B

COUNTY

DISTRICT

SITE

ASSESSED VALUE

ANNUAL PAYMENT

| | | | |
|------|---|-------------|-------------|
| | 72702 WINTERS JOINT UNIFIED | | |
| | WOLFSKILL HIGH (0103-220-030) | \$67,827 | \$678 |
| | | | ----- |
| | WINTERS JOINT UNIFIED TOTAL: | | \$678 |
| | | | |
| | 72710 WOODLAND JOINT UNIFIED | | |
| | WILLOW SPRING ELEMENTARY (066-270-055) | \$2,577,261 | \$25,773 |
| | | | ----- |
| | WOODLAND JOINT UNIFIED TOTAL: | | \$25,773 |
| | | | |
| | | | ----- |
| | YOLO COUNTY TOTAL: | | \$47,589 |
| | | | |
| YUBA | | | |
| | 72736 MARYSVILLE JOINT UNIFIED | | |
| | MEADOWS (014-300-070-000) | \$5,566,884 | \$55,669 |
| | OLD DOBBINS SCHOOL (Unknown) | \$217,000 | \$2,170 |
| | OREGON HOUSE SCHOOL SITE (Unknown) | \$235,534 | \$2,355 |
| | W. T. ELLIS CONTINUATION HIGH (Unknown) | \$77,539 | \$775 |
| | | | ----- |
| | MARYSVILLE JOINT UNIFIED TOTAL: | | \$60,969 |
| | | | |
| | | | ----- |
| | YUBA COUNTY TOTAL: | | \$60,969 |
| | | | |
| | | | ----- |
| | GRAND TOTAL | | \$4,230,938 |

ATTACHMENT C

**WAIVERS OF ASSESSMENT OF FEES FOR UNUSED SCHOOL SITES
2017/2018 FISCAL YEAR**

| COUNTY | | | | |
|---------------------|-----------------------------|-------------|-------------------------|----------------------------|
| CDS # | District | Site | Parcel Number(s) | Fee Waived - Reason |
| ALAMEDA | | | | |
| 61242 | New Haven Unified | | | |
| | Barnard White Middle School | | 486-51-4-2 | Community Use |
| | | | | |
| AMADOR | | | | |
| 73981 | Amador County Unified | | | |
| | Drytown | | No parcel # reported | Community Use |
| | Shenandoah | | No parcel # reported | Community Use |
| | Willow Springs | | No parcel # reported | Community Use |
| | | | | |
| BUTTE | | | | |
| 61424 | Chico Unified | | | |
| | Canyon View High | | 002-190-021-000 | Community Use |
| | Henshaw | | 042-020-019 | Community Use |
| | | | | |
| 75507 | Gridley Unified | | | |
| | Randolph Property | | No parcel # reported | Community Use |
| | | | | |
| CALAVERAS | | | | |
| 61564 | Calaveras Unified | | | |
| | Sheep Ranch | | 36-020-09 | Below Minimum (\$8,368) |
| | | | | |
| 61580 | Vallecito Union Elementary | | | |
| | Sanders Lane | | 30-015-027 | Community Use |
| | | | | |
| CONTRA COSTA | | | | |
| 61655 | Brentwood Union | | | |
| | Fourth Middle School | | 018-100-033/040/041 | Community Use |
| | | | | |
| 61762 | Oakley Union Elementary | | | |
| | Zocchi/Marsh Middle School | | 034-190-002/003 | Community Use |
| | | | | |
| 61796 | West Contra Costa Unified | | | |
| | Adams Middle School | | 520-032-002,520 | Community Use |
| | | | | |
| DEL NORTE | | | | |
| 61820 | Del Norte County Unified | | | |
| | Pacific Shores | | No parcel # reported | Below Minimum (\$5,054) |
| | | | | |
| HUMBOLDT | | | | |
| 62679 | Arcata Elementary | | | |

ATTACHMENT C

**WAIVERS OF ASSESSMENT OF FEES FOR UNUSED SCHOOL SITES
2017/2018 FISCAL YEAR**

| COUNTY | | | | |
|--------------------|----------------------------|---------------------------------|-------------------------|----------------------------|
| CDS # | District | Site | Parcel Number(s) | Fee Waived - Reason |
| | | Westwood Site | 505-151-07 | Leased to Tenant |
| | | | | |
| 75515 | Eureka City Unified | | | |
| | | Jacobs Education Center | 9-101-018, 9-111 | Community Use |
| | | | | |
| IMPERIAL | | | | |
| 63214 | San Pasqual Valley Unified | | | |
| | | Ogilby | No parcel # reported | Below Minimum (\$47,514) |
| | | | | |
| INYO | | | | |
| 63289 | Lone Pine Unified | | | |
| | | Olancho | 033-080-11 | Community Use |
| | | | | |
| KERN | | | | |
| 63693 | Norris | | | |
| | | Unnamed Elementary #6 (Partial) | 492-090-57 | Leased to Tenant |
| | | | | |
| 73742 | Sierra Sands Unified | | | |
| | | Ward and Downs | No parcel # reported | Attempted to Sale |
| | | | | |
| 63792 | Standard Elementary | | | |
| | | New Site | No parcel # reported | Leased to Tenant |
| | | | | |
| 63859 | Wasco Union High | | | |
| | | Unused Site (77 Acres) | 071-060-01, 02 | Community Use |
| KINGS | | | | |
| 63875 | Armona Union Elementary | | | |
| | | Neves Donation | 018-490-031 | Community Use |
| | | | | |
| LAKE | | | | |
| 64022 | Konocti Unified | | | |
| | | Lakeshore Village | No parcel # reported | Child Care Program |
| | | | | |
| 64030 | Lakeport Unified | | | |
| | | Natural High | 025-601-07 | Community Use |
| | | | | |
| LOS ANGELES | | | | |
| 64378 | Charter Oak Unified | | | |
| | | Palm View School | 8428-16-907 | Community Use |
| | | Ruddock School | 8940-65-12 | Community Use |
| | | | | |

ATTACHMENT C

**WAIVERS OF ASSESSMENT OF FEES FOR UNUSED SCHOOL SITES
2017/2018 FISCAL YEAR**

| COUNTY | | | | |
|---------------|--------------------------------|------------------------------|-------------------------|-----------------------------|
| CDS # | District | Site | Parcel Number(s) | Fee Waived - Reason |
| 64477 | Eastside Union | | | |
| | | Grange Property | 3307-005-901-900 | Below Minimum (\$25,963) |
| | | | | |
| 64600 | Hermosa Beach City Elementary | | | |
| | | North School | No parcel # reported | Will be used within 3 years |
| | | | | |
| 64642 | Keppel Union Elementary | | | |
| | | California City | No parcel # reported | Below Minimum (\$44,491) |
| | | | | |
| 64659 | La Canada Unified | | | |
| | | Foothill Intermediate School | No parcel # reported | Leased to Tenant |
| | | Oak Grove | No parcel # reported | Leased to Tenant |
| | | | | |
| 64717 | Little Lake City Elementary | | | |
| | | Gettysburg (District Office) | No parcel # reported | Leased to Tenant |
| | | | | |
| 64733 | Los Angeles Unified | | | |
| | | Ela Star #1 | 5234-012-900 | Below Minimum (\$46,390) |
| | | | | |
| 64766 | Lowell Joint Elementary | | | |
| | | Maybrook | No parcel # reported | Child Care Program |
| | | Starbuck | No parcel # reported | Community Use |
| | | | | |
| 75333 | Manhattan Beach Unified | | | |
| | | Polliwog Pond | 4165-007-902 | Community Use |
| | | | | |
| 64840 | Norwalk-La Mirada Unified | | | |
| | | Hoxie | 8021-029-903 | Leased to Tenant |
| | | Kling | 8038-028-90123 | Community Use |
| | | Rancho | 8061-035-900 | Community Use |
| | | | | |
| 64865 | Palos Verdes Peninsula Unified | | | |
| | | Campo Verde | No parcel # reported | Community Use |
| | | Portugese Bend | No parcel # reported | Community Use |
| | | | | |
| 64881 | Pasadena Unified | | | |
| | | Linda Vista | No parcel # reported | Below Minimum (\$3,221) |
| | | | | |
| 75341 | Redondo Beach Unified | | | |
| | | Fulton | No parcel # reported | Leased to Tenant |
| | | Patterson | No parcel # reported | Leased to Tenant |

ATTACHMENT C

**WAIVERS OF ASSESSMENT OF FEES FOR UNUSED SCHOOL SITES
2017/2018 FISCAL YEAR**

| COUNTY | | | | |
|------------------|-----------------------------|-----------------------|-------------------------|----------------------------|
| CDS # | District | Site | Parcel Number(s) | Fee Waived - Reason |
| | | | | |
| 64980 | Santa Monica-Malibu Unified | | | |
| | | 9th and Colorado | No parcel # reported | Leased to Tenant |
| | | Guest Quarters - A | No parcel # reported | Leased to Tenant |
| | | Guest Quarters - B | No parcel # reported | Leased to Tenant |
| | | Malibu Canyon Road | No parcel # reported | Community Use |
| | | | | |
| 65029 | South Pasadena Unified | | | |
| | | Oneonta | No parcel # reported | Leased to Tenant |
| | | | | |
| MARIN | | | | |
| 65318 | Dixie Elementary | | | |
| | | Don Timoteo | 175-060-01 | Community Use |
| | | Lucas Valley | 164-022-10 | Child Care Program |
| | | Santa Margarita | 165-021-07 | Child Care Program |
| | | | | |
| 65367 | Larkspur-Corte Madera | | | |
| | | Larkspur School | No parcel # reported | Leased to Tenant |
| | | | | |
| 65391 | Mill Valley Elementary | | | |
| | | Alto | No parcel # reported | Leased to Tenant |
| | | Homestead | No parcel # reported | Leased to Tenant |
| | | | | |
| 75002 | Ross Valley | | | |
| | | Deer Park | No parcel # reported | Community Use |
| | | Red Hill Intermediate | No parcel # reported | Community Use |
| | | | | |
| 65458 | San Rafael City Elementary | | | |
| | | Gallinas | No parcel # reported | Child Care |
| | | | | |
| 65482 | Tamalpais Union High | | | |
| | | San Geronimo | No parcel # reported | Basic Aid |
| | | Bolinas Site | No parcel # reported | Basic Aid |
| | | | | |
| MENDOCINO | | | | |
| 65557 | Arena Union Elementary | | | |
| | | Bower | 145-091-X 10 | Basic Aid |
| | | Halliday | No parcel # reported | Basic Aid |
| | | Oakridge | No parcel # reported | Basic Aid |
| | | | | |
| 65763 | McSwain Union Elementary | | | |

ATTACHMENT C

**WAIVERS OF ASSESSMENT OF FEES FOR UNUSED SCHOOL SITES
2017/2018 FISCAL YEAR**

| COUNTY | | | | |
|-----------------|----------------------------------|------------------------------------|--------------------------|----------------------------|
| CDS # | District | Site | Parcel Number(s) | Fee Waived - Reason |
| | | Old El Capitan School Road | No parcel # reported | Below Minimum (\$9,481) |
| | | | | |
| 65581 | Mendocino Unified | | | |
| | | Old Grammar School Rec Center Site | 119-140-19 | Community Use |
| | | | | |
| MONO | | | | |
| 73692 | Mammoth Unified | | | |
| | | Hilton Creek | No parcel # reported | Community Use |
| | | | | |
| MONTEREY | | | | |
| 65987 | Carmel Unified | | | |
| | | Holt Site | 416-028-03 | Basic Aid |
| | | Robinson Canyon Road | No parcel # reported | Basic Aid |
| | | | | |
| 66183 | San Lucas Union Elementary | | | |
| | | Lot 2 | 231-037-02 | Below Minimum (\$18,604) |
| | | Lots 3 & 4 | 231-037-02 | Below Minimum (\$37,222) |
| | | Lots 13 & 15 | 231-038-11 231-038-13 | Below Minimum (\$18,604) |
| | | | | |
| NEVADA | | | | |
| 66340 | Nevada City | | | |
| | | Nevada City Charter | 05-370-01 | Community Use |
| | | Nevada City Elementary | No parcel # reported | Community Use |
| | | | | |
| ORANGE | | | | |
| 66449 | Brea-Olinda Unified | | | |
| | | Olinda | No parcel # reported | Attempted to Sell |
| | | | | |
| 66480 | Cypress Elementary | | | |
| | | Cawthon (Robert C.) | 242-332-01 | Leased to Tenant |
| | | Damron School | 241-056-01 | Leased to Tenant |
| | | | | |
| 66530 | Huntington Beach City Elementary | | | |
| | | Kettler (William E.) | 14/-012-11 | Community Use |
| | | | | |
| 73650 | Irvine Unified | | | |
| | | El Camino | 449-072-18 | Community Use |
| | | | | |
| 66613 | Ocean View Elementary | | | |
| | | Crest View | 112-060-1-55 | Leased to Tenant |

ATTACHMENT C

**WAIVERS OF ASSESSMENT OF FEES FOR UNUSED SCHOOL SITES
2017/2018 FISCAL YEAR**

| COUNTY | | | | |
|------------------|-------------------------------|---------------------------|----------------------------|-----------------------------|
| CDS # | District | Site | Parcel Number(s) | Fee Waived - Reason |
| | | Glen View | 145-422-19 | Child Care Program |
| | | Haven View | 106-180-8 | Community Use |
| | | Meadow View | 146-181-01 | Child Care Program |
| | | Park View | 142-441-28 | Community Use |
| | | Rancho View | 107-100-52 | Leased to Tenant |
| | | Robinwood | 145-042-24 | Community Use |
| | | | | |
| 66621 | Orange Unified | | | |
| | | Peralta | No parcel # reported | Community Use |
| | | Walnut | No parcel # reported | Community Use |
| | | | | |
| 66670 | Santa Ana Unified | | | |
| | | McKinley | No parcel # reported | Community Use |
| | | | | |
| PLACER | | | | |
| 66761 | Ackerman Elementary | | | |
| | | Bowman | 053-090-023 053-090-024 | Community Use |
| | | | | |
| 66795 | Colfax Elementary | | | |
| | | Iowa Hill School | 064-210-046-000 | Below Minimum (\$34,175) |
| | | | | |
| 66837 | Foresthill Union Elementary | | | |
| | | Foresthill School Site #3 | 007-045-084 | Community Use |
| | | | | |
| 66886 | Placer Hills Union Elementary | | | |
| | | Placer Hills | 074-111-011 074-111-074 | Community Use |
| | | | | |
| 66944 | Tahoe-Truckee Unified | | | |
| | | Kingswood Estate | No parcel # reported | Basic Aid |
| | | | | |
| PLUMAS | | | | |
| 66969 | Plumas Unified | | | |
| | | Wolf Creek Middle | 110-062-21 | Below Minimum (\$644) |
| | | | | |
| RIVERSIDE | | | | |
| 67058 | Desert Sands Unified | | | |
| | | Elementary #7 | 679-230-002 | Will be used within 1 year. |
| | | | | |
| 75176 | Lake Elsinore Unified | | | |
| | | Jean Hayman | 366-070-005 | Attempted to sell |

ATTACHMENT C

**WAIVERS OF ASSESSMENT OF FEES FOR UNUSED SCHOOL SITES
2017/2018 FISCAL YEAR**

| COUNTY | | | | |
|-----------------------|---|------------------------------------|--|-----------------------------|
| CDS # | District | Site | Parcel Number(s) | Fee Waived - Reason |
| | | | | |
| 67173 | Palm Springs Unified | | | |
| | | Section 14 (Partial) | No parcel # reported | Community Use |
| | | | | |
| 67207 | Perris Union High | | | |
| | | Choice 2000 On-Line (Char) | No parcel # reported | Will be used within 1 year |
| | | | | |
| 75192 | Temecula Valley Unified | | | |
| | | Middle School #8 (Winchester 1800) | No parcel # reported | Will be used within 1 year |
| | | | | |
| SAN BERNARDINO | | | | |
| 73858 | Baker Valley Unified | | | |
| | | Mountain Pass | No parcel # reported | Will be used within 2 years |
| | | | | |
| 10363 | San Bernardino County Superintendent of Schools | | | |
| | | Chino Hills Early Education Center | 1013-421-09 1013-421-10 1013-421-11 1013-421-12 | Attempted to sell |
| | | | | |
| 73957 | Snowline Joint Unified | | | |
| | | Property on Bellflower & Luna | 3096-341-06 | Below Minimum (\$36,454) |
| | | Property on Duncan Road | 3098-311-11-0000 | Leased to Tenant |
| | | Property on Olivine and Aster | 3133-181-07 | Below Minimum (\$46,175) |
| | | Property on White Road | 3065-561-07 | Leased to Tenant |
| | | | | |
| 67918 | Victor Elementary | | | |
| | | 8th Street Lot | 478-213-11 | Below Minimum (\$29,694) |
| | | Additional Land - M&O | 0477-173-04 0477-173-05 | Below Minimum (\$10,516) |
| | | | | |
| SAN DIEGO | | | | |
| 67983 | Borrego Springs Unified | | | |
| | | Ocotillo Wells | No parcel # reported | Below Minimum (\$11,356) |
| | | | | |
| 67991 | Cajon Valley Union Elementary | | | |
| | | Chase/Jamacha | No parcel # reported | Leased to Tenant |
| | | | | |
| 68031 | Coronado Unified | | | |
| | | Glorietta Bay Property | 760-215-22 760-215-23 | Leased to Tenant |
| | | | | |

ATTACHMENT C

**WAIVERS OF ASSESSMENT OF FEES FOR UNUSED SCHOOL SITES
2017/2018 FISCAL YEAR**

| COUNTY | | | | |
|------------------------|----------------------------|---------------------------------|--------------------------|----------------------------|
| CDS # | District | Site | Parcel Number(s) | Fee Waived - Reason |
| 68049 | Dehesa | | | |
| | | Land Locked Razooky Property | 520-020-008-00 | Below Minimum (\$3,750) |
| 68312 | Rancho Santa Fe Elementary | | | |
| | | 17017 Mimosa RSF | No parcel # reported | Basic Aid |
| 68338 | San Diego Unified | | | |
| | | Bay Terraces #6 | 589-020-31 | Child Care |
| | | Camp Elliott No. 3 | 373-030-03 | Community Use |
| | | Decatur | 352-460-08 | Leased to Tenant |
| | | Grantville | 461-030-33 | Leased to Tenant |
| | | Marcy | 670-100-01 | Leased to Tenant |
| | | Scripps | 346-531-01 | Leased to Tenant |
| 75614 | Valley Center-Pauma | | | |
| | | Non-Road APN 188-141-21 | 188/141-21 | Community Use |
| | | Cole Grade Road | No parcel # reported | Child Care |
| SAN JOAQUIN | | | | |
| 68593 | Manteca Unified | | | |
| | | Ethel Allen | 191-340-02 | Community Use |
| | | Lathrop Annex | 196-240-18 | Community Use |
| | | Rustic | 226-020-30 226-020-31 | Community Use |
| | | South Manteca High | 226-100-05; 224 | Community Use |
| SAN LUIS OBISPO | | | | |
| 68759 | Lucia Mar Unified | | | |
| | | Hidden Oaks | 047-132-016 | Community Use |
| 68809 | San Luis Costal Unified | | | |
| | | Avila School | 76-221-03-990 | Basic Aid |
| | | East Santa Fe School | 76-061-02-000 | Basic Aid |
| | | Morro - 1130 Napa Avenue | 068-280-068 | Basic Aid |
| | | Sunnyside - 880 Manzanita Drive | 074-330-001 | Basic Aid |
| SAN MATEO | | | | |
| 68924 | Jefferson Union High | | | |
| | | Serramonte High | 091211160-300 | Community Use |
| 68957 | Las Lomitas Elementary | | | |

ATTACHMENT C

**WAIVERS OF ASSESSMENT OF FEES FOR UNUSED SCHOOL SITES
2017/2018 FISCAL YEAR**

| COUNTY | | | | |
|----------------------|--------------------------------|-------------------------|-------------------------|----------------------------|
| CDS # | District | Site | Parcel Number(s) | Fee Waived - Reason |
| | | Ladera | No parcel # reported | Basic Aid |
| | | La Loma | No parcel # reported | Basic Aid |
| | | | | |
| 68973 | Millbrae | | | |
| | | Glen Oaks | No parcel # reported | Child Care Program |
| | | | | |
| 69070 | South San Francisco Unified | | | |
| | | Serra Vista Elementary | 091-231-070 | Basic Aid |
| | | | | |
| SANTA BARBARA | | | | |
| 69146 | Carpinteria Unified | | | |
| | | Bailard Avenue Parcel | 1-080-451-080-46 | Basic Aid |
| | | Whitney Property | No parcel # reported | Basic Aid |
| | | | | |
| 75010 | Cuyama Joint Unified | | | |
| | | 4753 Cebrian St. | 149-072-07-001-2 | Leased to Tenant |
| | | 4825 Cebrian St. | 149-063-05-001-0 | Leased to Tenant |
| | | 4814 Morales St. | 149-061-12-001-6 | Leased to Tenant |
| | | 4825 Morales St. | 149-062-05-001-5 | Leased to Tenant |
| | | 4831 Morales St. | 149-062-04-001-8 | Leased to Tenant |
| | | 67 and 69 Pato Ave. | 149-052-04-001-5 | Below Minimum (\$42,526) |
| | | 4826 Sisquoc St. | 149-035-20-001-0 | Below Minimum (\$42,526) |
| | | 4832 Sisquoc St. | 149-035-21-002-1 | Leased to Tenant |
| | | | | |
| 69195 | Goleta Union Elementary | | | |
| | | El Rancho | 79-120-04 | Child Care Program |
| | | | | |
| 76786 | Santa Barbara Unified | | | |
| | | Happy Canyon | 145-070-16 | Community Use |
| | | Hidden Valley | No parcel # reported | Community Use |
| | | Tatum Property | 065-040-026 | Community Use |
| | | | | |
| 69344 | Vista Del Mar Union Elementary | | | |
| | | Adjoining Vista Del Mar | No parcel # reported | Basic Aid |
| | | | | |
| SANTA CLARA | | | | |
| 69377 | Berryessa Union Elementary | | | |
| | | Birchwood | No parcel # reported | Leased to Tenant |
| | | Mabury | No parcel # reported | Community Use |
| | | | | |
| 69385 | Cambrian | | | |

ATTACHMENT C

**WAIVERS OF ASSESSMENT OF FEES FOR UNUSED SCHOOL SITES
2017/2018 FISCAL YEAR**

| COUNTY | | | | |
|---------------|-----------------|-------------------------------------|-------------------------|----------------------------|
| CDS # | District | Site | Parcel Number(s) | Fee Waived - Reason |
| | | Metzler | No parcel # reported | Leased to Tenant |
| | | | | |
| 69393 | | Campbell Union Elementary | | |
| | | Dover | 28812075 | Leased to Tenant |
| | | Hamilton | 30505034 | Leased to Tenant |
| | | Hazelwood | 405-30-005 | Leased to Tenant |
| | | | | |
| 69419 | | Cupertino Union | | |
| | | D. W. Luther | 29629023 | Leased to Tenant |
| | | Montebello | 351-24-011 | Community Use |
| | | Junipero Serra | 32326001 | Leased to Tenant |
| | | | | |
| 69468 | | Fremont Union High | | |
| | | Sunnyvale High | No parcel # reported | Basic Aid |
| | | | | |
| 69518 | | Los Altos Elementary | | |
| | | Eastbrook | No parcel # reported | Leased to Tenant |
| | | | | |
| 69534 | | Los Gatos-Saratoga Joint Union High | | |
| | | 809 University Avenue | No parcel # reported | Basic Aid |
| | | | | |
| 73387 | | Milpitas Unified | | |
| | | Murphy | No parcel # reported | Leased to Tenant |
| | | Topham | No parcel # reported | Leased to Tenant |
| | | | | |
| 69575 | | Moreland Elementary | | |
| | | Amber Drive | 299-05-016 | Leased to Tenant |
| | | Coventry | 307-510-10 | Leased to Tenant |
| | | Eastbrook | 381-15-003 | Leased to Tenant |
| | | Phelan | 37004-37005 | Leased to Tenant |
| | | Strawberry Park | 299-37-004 | Leased to Tenant |
| | | | | |
| 69591 | | Mountain View-Whisman Elementary | | |
| | | O. J. Cooper | 197-32-001-00 | Community Use |
| | | Whisman | 160-23-005 | Community Use |
| | | | | |
| 69625 | | Oak Grove Elementary | | |
| | | Blossom Valley | 689-28-005 | Leased to Tenant |
| | | Dickinson | No parcel # reported | Leased to Tenant |
| | | San Anselmo | 704-30-055 | Leased to Tenant |
| | | | | |

ATTACHMENT C

**WAIVERS OF ASSESSMENT OF FEES FOR UNUSED SCHOOL SITES
2017/2018 FISCAL YEAR**

| COUNTY | | | | |
|-----------------|-----------------------------|----------------------------|-------------------------|----------------------------|
| CDS # | District | Site | Parcel Number(s) | Fee Waived - Reason |
| 69641 | Palo Alto Unified | | | |
| | | Cubberley High | No parcel # reported | Basic Aid |
| | | Fremont Hills | No parcel # reported | Basic Aid |
| | | Garland | 82493 | Basic Aid |
| | | 525 San Antonio Road | No parcel # reported | Basic Aid |
| | | | | |
| 69666 | San Jose Unified | | | |
| | | Hacienda | 701-32-006 | Leased to Tenant |
| | | Henderson | 701-07-016 | Leased to Tenant |
| | | | | |
| 69674 | Santa Clara Unified | | | |
| | | L C Curtis Intermediate | 290-23-088 | Leased to Tenant |
| | | Monticello | 216-25-004 | Child Care |
| | | Patrick Henry Intermediate | No parcel # reported | Community Use |
| | | | | |
| 69690 | Sunnyvale Elementary | | | |
| | | Adair Elementary | 165-11-007 | Leased to Tenant |
| | | Bayside | No parcel # reported | Leased to Tenant |
| | | De Anza | No parcel # reported | Leased to Tenant |
| | | Hollenbeck | 202-14-010 | Leased to Tenant |
| | | | | |
| 69708 | Union Elementary | | | |
| | | Athenour School | 569-27-016 | Leased to Tenant |
| | | Cinnabar School | No parcel # reported | Leased to Tenant |
| | | DeVoss School | No parcel # reported | Leased to Tenant |
| | | Howes School | No parcel # reported | Leased to Tenant |
| | | Lone Hill School | 419-39-026 | Leased to Tenant |
| | | Mirassou School | No parcel # reported | Leased to Tenant |
| | | Ross School | No parcel # reported | Leased to Tenant |
| | | | | |
| SISKIYOU | | | | |
| 70292 | Forks of Salmon Elementary | | | |
| | | Old Sch. On Forest Serv. | No parcel # reported | Below Minimum (\$23,329) |
| | | | | |
| SOLANO | | | | |
| 70524 | Benicia Unified | | | |
| | | Mills | 0088-152-030 | Community Use |
| | | | | |
| SONOMA | | | | |
| 73882 | Cotati-Rohnert Park Unified | | | |
| | | Sequoia & Hayes Lot | 4.52531E+12 | Community Use |

ATTACHMENT C

**WAIVERS OF ASSESSMENT OF FEES FOR UNUSED SCHOOL SITES
2017/2018 FISCAL YEAR**

| COUNTY | | | | |
|-------------------|--------------------------------|---------------------------------|-------------------------|-----------------------------|
| CDS # | District | Site | Parcel Number(s) | Fee Waived - Reason |
| | | | | |
| 70912 | Santa Rosa Elementary | | | |
| | | Fir Ridge | 040-070-21 | Will be used within 3 years |
| | | | | |
| 71035 | Wright Elementary | | | |
| | | 950 S. Wright Road | 035-093-043 | Community Use |
| | | | | |
| STANISLAUS | | | | |
| 71100 | Hickman Elementary | | | |
| | | Expansion Site | 10-48-10 | Community Use |
| | | | | |
| 75564 | Oakdale Joint Unified | | | |
| | | Ackley Circle | 64-62-20, 21, 23 | Community Use |
| | | Brady Property | 62-04-28-850 | Community Use |
| | | | | |
| 71266 | Salida Union Elementary | | | |
| | | River Ranch Educational Park | 136-08-16-813 | Community Use |
| | | | | |
| SUTTER | | | | |
| 71357 | Brittan Elementary | | | |
| | | Brittan | 13-270-115 | Community Use |
| | | | | |
| TEHAMA | | | | |
| 71472 | Antelope Elementary | | | |
| | | Berrendos Middle School | 039-160-26 | Community Use |
| | | | | |
| 71522 | Evergreen Union Elementary | | | |
| | | Bowman Road & Hooker Creek Road | 004-180-54 | Community Use |
| | | | | |
| TRINITY | | | | |
| 73833 | Southern Trinity Joint Unified | | | |
| | | Unnamed Site | No parcel # reported | Below Minimum (\$42,040) |
| | | | | |
| TULARE | | | | |
| 72132 | Springville Union Elementary | | | |
| | | Springville | 18/28454019 | Community Use |
| | | | | |
| TUOLUMNE | | | | |
| 72355 | Curtis Creek Elementary | | | |
| | | Sullivan Creek | 43-162-02 | Below Minimum (\$31,897) |
| | | | | |

ATTACHMENT C

**WAIVERS OF ASSESSMENT OF FEES FOR UNUSED SCHOOL SITES
2017/2018 FISCAL YEAR**

| COUNTY | | | | |
|----------------|--------------|-----------------------|-------------------------|----------------------------|
| | CDS # | District | Parcel Number(s) | Fee Waived - Reason |
| | | Site | | |
| | 72389 | Sonora Union High | | |
| | | East Sonora | No parcel # reported | Community Use |
| | | | | |
| VENTURA | | | | |
| | 73759 | Conejo Valley Unified | | |
| | | Canada Site | 592-0021-015 | Community Use |
| | | Capitan Site | 682-0160-015 | Community Use |
| | | Triunfo | 696-0340-015 | Leased to Tenant |
| | | | | |
| | 72603 | Simi Valley Unified | | |
| | | Arcane | 640-21-44 | Leased to Tenant |
| | | Walnut Grove | 638-03-19 | Leased to Tenant |
| | | | | |
| YOLO | | | | |
| | 72678 | Davis Joint Unified | | |
| | | Wildhorse | 071-140-17 | Community Use |
| | | | | |
| | 72686 | Esparto Unified | | |
| | | Parker Athletic Field | 49-160-08 | Community Use |

ATTACHMENT D

REDUCTION OF FEES FOR UNUSED SCHOOL SITES
2017/2018 FISCAL YEAR

| COUNTY | | | |
|--------|-------------------------------------|---------------|---------------------|
| CDS # | District | | |
| | Site | Parcel Number | Reduce Fee - Reason |
| FRESNO | | | |
| 75408 | Riverdale Joint Unified 32 Acres | 053-130-16T | Debt Service |

ATTACHMENT E

**ADDED UNUSED SCHOOL SITES
2017/2018 FISCAL YEAR**

| COUNTY | | | |
|-----------------------|---|--|--|
| CDS # | District | | |
| | Site | Parcel Number(s) | Add Site - Reason |
| FRESNO | | | |
| 62265 | Kings Canyon Joint Unified E/S Monson Ave, N/O S. Ave | 370-030-29 | Newly Acquired - February 2018 |
| LAKE | | | |
| 64014 | Kelseyville Unified Intermountain High School | 011-039-28 | Not Previously Reported |
| LASSEN | | | |
| 64204 | Westwood Unified Westwood Charter | 125-152-20-11 | Newly Acquired - May 2018 |
| NEVADA | | | |
| 66357 | Nevada Joint Union High McCourtney Road | 53-100-17-000 | No Longer Qualifies as a Used Site |
| SACRAMENTO | | | |
| 75283 | Natomas Unified 88 Acres | 225-0030-065 | Newly Acquired - June 2017 |
| SAN BERNARDINO | | | |
| 75044 | Hesperia Unified Juniper Street Pathways | 0413-011-08 0413-161- 18,22,23,30,31 | Not Previously Reported Not Previously Reported |
| 73957 | Snowline Joint Unified Property on La Mesa | 3097-391-07- 0000,08,09,10 | Not Previously Reported |
| SAN MATEO | | | |
| 68999 | Ravenswood City Elementary James Flood Magnet Elementary | Not Reported | No Longer Qualifies as a Used Site |
| SANTA BARBARA | | | |
| 69203 | Guadalupe Union Elementary New Junior High Site | 113-450-007 | Newly Acquired - February 2018 |
| 69260 | Orcutt Union Elementary Key Site 17 | 105-134-04, 05, 105- 330-05,03 | No Longer Qualifies as a Used Site |
| 69120 | Santa Maria-Bonita Measure T Elementary | 128-189-012 | Newly Acquired - December 2017 |
| SANTA CLARA | | | |

ATTACHMENT E

**ADDED UNUSED SCHOOL SITES
2017/2018 FISCAL YEAR**

| COUNTY | | | |
|----------------|---|---------------------------------------|--|
| CDS # | District | | |
| | Site | Parcel Number(s) | Add Site - Reason |
| 69401 | Campbell Union High Blackford High | Not Reported | Not Previously Reported |
| 73387 | Milpitas Unified Airpoint | AIR-6A | Not Previously Reported |
| 69583 | Morgan Hill Unified Sebastian G. Borello Elementary | 728-55-015, 016, 038 | Received Through Donation |
| 69625 | Oak Grove Elementary George Miner Elementary Glider Elemntary | 692-17-022 689-08-001 | No Longer Qualifies as a Used Site No Longer Qualifies as a Used Site |
| 69641 | Palo Alto Unified 3189 #4 Berryessa Street | 127-36-051 | Newly Acquired - October 2017 |
| 69674 | Santa Clara Unified Martinson | 097-08-053 | Newly Acquired - September 2017 |
| SOLANO | | | |
| 70540 | Fairfield-Suisun Unified Villages | 0170-010-410 | Newly Acquired - February 2018 |
| TEHAMA | | | |
| 71522 | Evergreen Union Elementary Evergreen Road Parcel | 006-030-038, 039 | Received Through Donation |
| TULARE | | | |
| 71803 | Alpaugh Unified Future FAA Site | 311-350-008, 311-350-009, 311-150-013 | Not previously reported |
| 71837 | Burton Future Site | 245-150-054 | Not previously reported |
| VENTURA | | | |
| 73759 | Conejo Valley Unified Conejo Center Drive | 667-0-080-015/35 | Received Through Donation |
| 72538 | Oxnard Elementary Doris Patterson | 183-0-070-090 | Newly Acquired - April 2018 |
| 72553 | Pleasant Valley | | |

ATTACHMENT E

ADDED UNUSED SCHOOL SITES
2017/2018 FISCAL YEAR

| COUNTY | | | |
|--------|--------------|------------------|------------------------------------|
| CDS # | District | | |
| | Site | Parcel Number(s) | Add Site - Reason |
| | Los Primeros | 162-0-070-270 | No Longer Qualifies as a Used Site |

ATTACHMENT F

**DELETED UNUSED SCHOOL SITES
2017/2018 FISCAL YEAR**

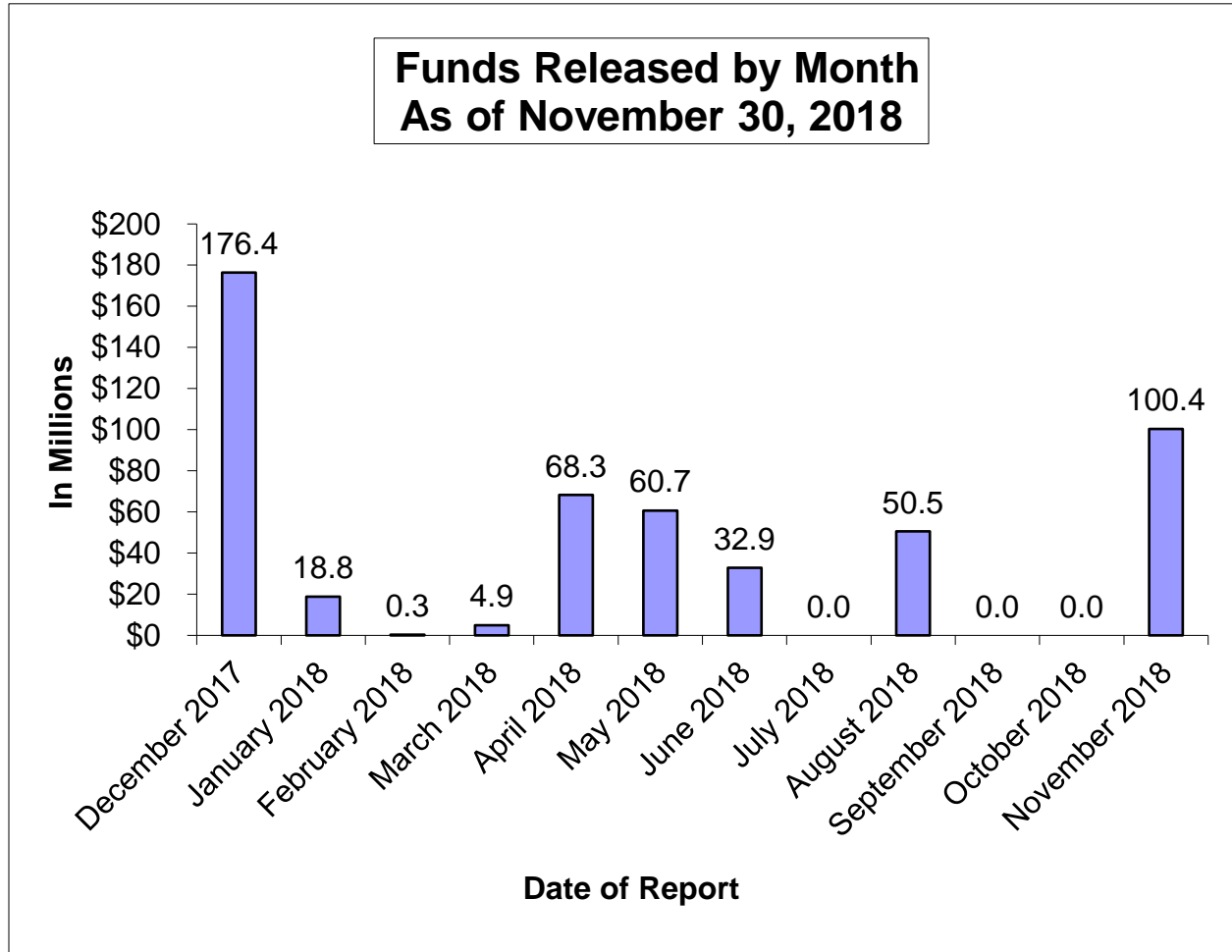
| COUNTY | District | | | |
|-----------------------|---|----------------------|--|--|
| CDS# | Site | Parcel Number | Delete Site - Reason | |
| ALPINE | | | | |
| 61333 | Alpine County Unified | | | |
| | Bear Valley Elementary | No parcel # reported | Used for School Purposes - August 2018 | |
| CALAVERAS | | | | |
| 61564 | Calaveras Unified | | | |
| | Lind High | 070-041-002 | Sold - May 2018 | |
| CONTRA COSTA | | | | |
| 61762 | Oakley Union Elementary | | | |
| | Summer Lake Elementary | 032-370-003 | Construction of School Facilities - July 2017 | |
| 61796 | West Contra Costa Unified | | | |
| | El Sobrante Elementary | 507-110-001 | Used for School Purposes - March 2015 | |
| EL DORADO | | | | |
| 61838 | Buckeye Union | | | |
| | Silver Dove | 114-150-23 | Sold - November 2017 | |
| LASSEN | | | | |
| 64204 | Westwood Unified | | | |
| | Horizon Continuation | 125-152-20-011 | Sold - December 2018 | |
| LOS ANGELES | | | | |
| 64980 | Santa Monica-Malibu Unified | | | |
| | 1515 Maple Street | No parcel # reported | Sold - July 2018 | |
| MADERA | | | | |
| 65243 | Madera Unified | | | |
| | Matilda Torres High | No parcel # reported | Construction of School Facilities - January 2018 | |
| MARIN | | | | |
| 65458 | San Rafael City Elementary | | | |
| | John MacPhail Elementary | 180-151-18 | Used for School Purposed - July 2018 | |
| NEVADA | | | | |
| 66415 | Twin Ridges Elementary | | | |
| | Malakof Elementary | 63-100-65-000 | Sold - November 2017 | |
| PLACER | | | | |
| 66928 | Roseville Joint Union High | | | |
| | West Area High | 203-0110-08 | Construction of School Facilities - May 2018 | |
| RIVERSIDE | | | | |
| 67090 | Jurupa Unified | | | |
| | Middle #4 | 165-120-005 | Sold - January 2018 | |
| | Limonite Property | 165-120-007 | Sold - January 2018 | |
| | Middle #5 | 165-130-019-22 | Sold - January 2018 | |
| SACRAMENTO | | | | |
| 67355 | Galt Joint Union High | | | |
| | Sousa Site | 005-040-020 | Used for School Purposes - July 2015 | |
| SAN BERNARDINO | | | | |
| 67686 | Colton Joint Unified | | | |
| | Valley Blvd & Cactus Ave | 253-151-01 | Used for School Purposes | |
| 67710 | Fontona Unified | | | |
| | Middle School #10 | 0239-131-47, 49 | Used for School Purposes - October 2017 | |
| | Elementary School #33 | 0226-191-25 | Used for School Purposes - October 2017 | |
| | Continuation High #1 | 0255-091-040 | Sold - April 2018 | |
| 10363 | San Bernardino County Office of Education | | | |
| | Redlands COS | 2328-103-02 | Sold - March 2018 | |
| 67918 | Victor Elementary | | | |
| | El Evado | 0394-031-038 | Construction of School Facilities - January 2018 | |
| SAN DIEGO | | | | |
| 68296 | Poway Unified School District | | | |
| | Sante Fe Valley Elementary Site | 678-070-25 | Sold - November 2017 | |

DELETED UNUSED SCHOOL SITES
2017/2018 FISCAL YEAR

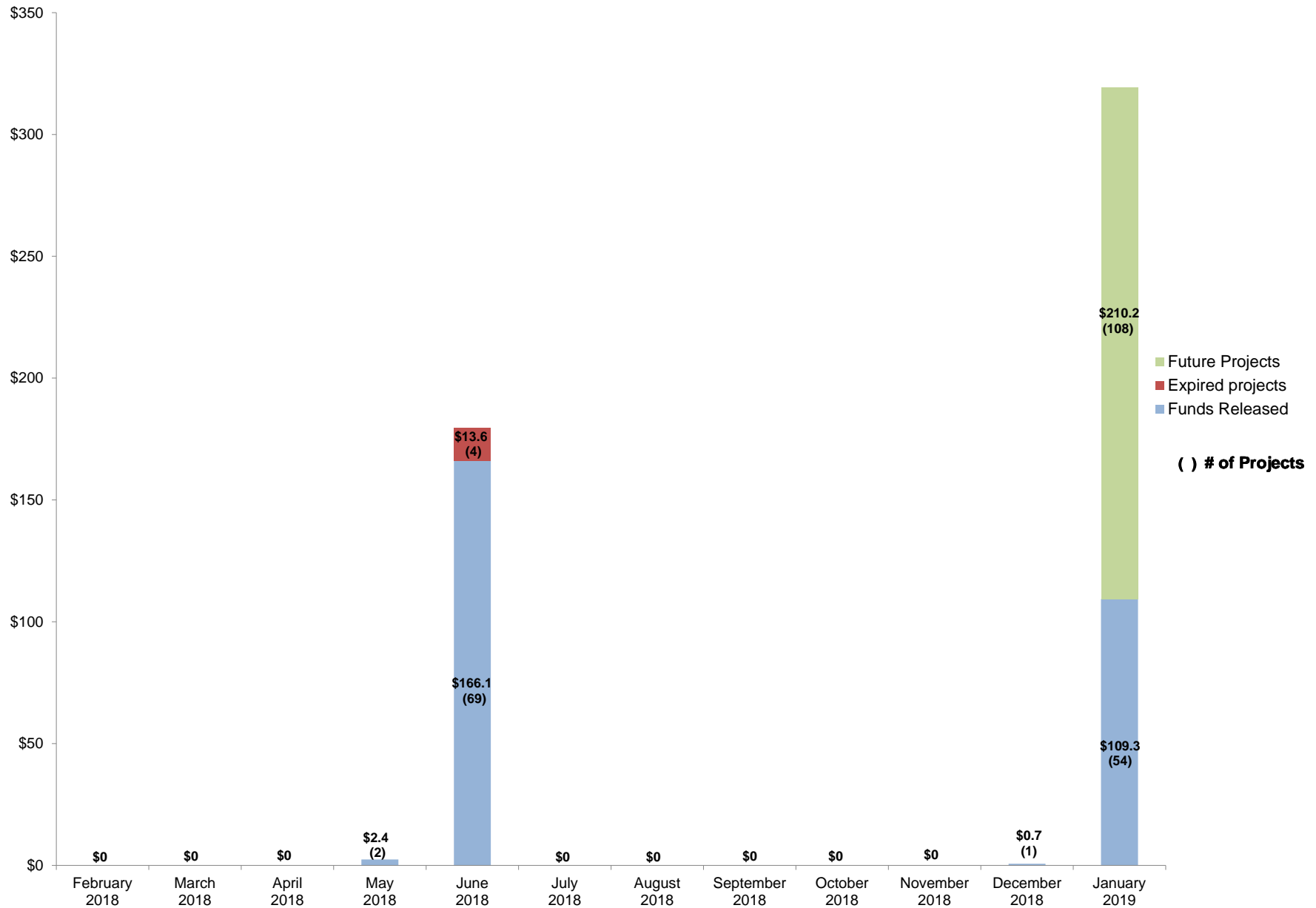
129

REPORT OF THE EXECUTIVE OFFICER
State Allocation Board Meeting, December 11, 2018

STATUS OF FUND RELEASES



**Status of School Facility Program Apportionments Set to Expire
due to Time Limit on Fund Release, as of October 24, 2018 SAB
(in millions of dollars)**



*There are 5 projects (51/62901-00-006, 51/62901-00-010, 51/62901-00-012, 50/62901-00-013, and 51/62901-00-014) for \$23.7 million that were apportioned at the 12/6/2017 SAB; the TLOFR date is 6/6/2019.
 *There is 1 project (51/71662-00-001) for \$12.8 million that was apportioned at the 04/25/2018 SAB; the TLOFR date is 09/25/2019
 *There is 1 project (51/75028-00-001) for \$10.3 million that was apportioned at the 05/23/2018 SAB; the TLOFR date is 10/23/2019
 *There are 3 projects for \$32.7 million that were apportioned at the 10/24/2018 SAB; the TLOFR date is 5/2/2019
 *There are 42 projects for \$80.8 million that were apportioned at the 10/24/2018 SAB; the TLOFR date is 10/24/2019
 These projects will be added to the TLOFR chart at a later date.

SCHOOL FACILITY PROGRAM

Available Funds (in Millions) As of December 11, 2018

| Program | Original Bond Allocation | Remaining Bond Authority as of October 24, 2018 | Estimated Approvals for December 11, 2018 | Special Items/PIF | Remaining Bond Authority as of December 11, 2018 (excludes Unfunded Approvals) | Accumulated Unfunded Approvals as of October 24, 2018 | Estimated Unfunded Approvals for December 11, 2018 | Special Items/PIF | Remaining Bond Authority as of December 11, 2018 (includes Unfunded Approvals) |
|---|--------------------------|---|---|-------------------|--|---|--|-------------------|--|
| Prop. 51 - \$7 Billion - November 2016 | | | | | | | | | |
| New Construction | \$3,000.0 | \$2,589.9 | | | \$2,589.9 | -\$69.9 | -\$21.7 | | \$2,498.3 |
| Modernization | 3,000.0 | 2,627.4 | | | 2,627.4 | -51.1 | -15.3 | | 2,561.0 |
| Career Technical Education | 500.0 | 390.3 | | | 390.3 | -14.7 | -0.4 | | 375.2 |
| Charter School | 500.0 | 430.1 | | | 430.1 | -422.5 | | | 7.6 |
| SUBTOTAL | \$7,000.0 | \$6,037.7 | \$0.0 | \$0.0 | \$6,037.7 ^A | -\$558.2 | -\$37.4 | \$0.0 | \$5,442.1 |

| | | | | | | | | | |
|---|-------------------|----------------|--------------|--------------|-----------------------------|-----------------|---------------|--------------|-------------------|
| Prop. 1D - \$7.3 Billion - November 2006 | | | | | | | | | |
| New Construction | \$1,900.0 | \$10.9 | | | \$10.9 | | | | \$10.9 |
| Seismic Repair | | 0.7 | | | 0.7 | | -\$0.5 | | 0.2 |
| Modernization | 3,300.0 | 11.5 | | | 11.5 | -\$3.9 | -1.0 | | 6.6 ^F |
| Career Technical Education | 500.0 | 11.6 | \$0.4 | | 12.0 | | | | 12.0 ^F |
| High Performance Schools | 100.0 | 0.4 | | | 0.4 | | | | 0.4 |
| Overcrowding Relief | 1,000.0 | 9.0 | | | 9.0 | | | | 9.0 |
| Charter School | 500.0 | 148.9 | | | 148.9 | -122.0 | -6.5 | | 20.4 |
| Joint Use | 57.5 ^B | 0.0 | | | 0.0 | | | | 0.0 |
| SUBTOTAL | \$7,357.5 | \$193.0 | \$0.4 | \$0.0 | \$193.4 ^A | -\$125.9 | -\$8.0 | \$0.0 | \$59.5 |

| | | | | | | | | | |
|---|------------------------|--------------------|--------------|--------------|----------------------------|-----------------|----------------|--------------|--------------------|
| Prop. 55 - \$10 Billion - March 2004 | | | | | | | | | |
| New Construction | \$4,965.8 ^C | \$3.2 ^D | \$0.1 | | \$3.3 | | | | \$3.3 ^F |
| Modernization | 2,250.0 | 0.7 | | | 0.7 | | | | 0.7 |
| Critically Overcrowded Schools | 2,440.0 | 0.0 | | | 0.0 | | | | 0.0 |
| Charter School | 300.0 | 23.4 | | | 23.4 | -\$20.2 | | | 3.2 ^F |
| Joint Use | 66.7 ^E | 0.0 | | | 0.0 | | | | 0.0 |
| SUBTOTAL | \$10,022.5 | \$27.3 | \$0.1 | \$0.0 | \$27.4 ^A | -\$20.2 | \$0.0 | \$0.0 | \$7.2 |
| TOTAL PAGE 1 | \$24,380.0 | \$6,258.0 | \$0.5 | \$0.0 | \$6,258.5 | -\$704.3 | -\$45.4 | \$0.0 | \$5,508.8 |

A Balance of bonding authority excludes unfunded approvals.

B The original bond allocation of \$29 million augmented by \$21 million from Prior Bond Funds to Joint Use at the 06/27/07 SAB meeting and \$7.5 million at the 7/23/08 SAB meeting pursuant to Assembly Bill 127, Chapter 35, Statutes of 2006 (Perata/Nunez).

C The original bond allocation of \$4,960,000,000 augmented by \$5,831,911 from Prior Bonds at the 10/6/2010 SAB meeting.

D It includes the transfer of Critically Overcrowded School Facilities Program Funds to New Construction (transfers in Prop. 55 includes: \$268.8 million approved at the 1/25/2006 SAB meeting, \$318.3 million approved at the 9/23/2009 SAB meeting, \$225 million approved at the 8/4/2010 SAB meeting, \$211.7 million approved at the 12/15/2010 SAB meeting, \$145 million at the 4/25/2012 SAB meeting, \$30.4 million after the 3/20/2013 SAB meeting, and \$32,297 after the 3/26/2014 SAB meeting per SFP Regulation Sections 1859.154 (c)).

E Original bond allocation of \$50,000,000 augmented by \$15,547,233 from the State School Building Aid Fund at the 2/28/2007 SAB meeting and by \$1,232,224 from Prior Bonds at the 10/6/2010 SAB meeting.

F Total authority is not available at this time. There are outstanding accounts receivables of \$12,722 for modernization and \$482,422 for CTE in Proposition 1D; \$45,444 for New Construction and \$1,042,829 for Charter in Proposition 55.

SCHOOL FACILITY PROGRAM

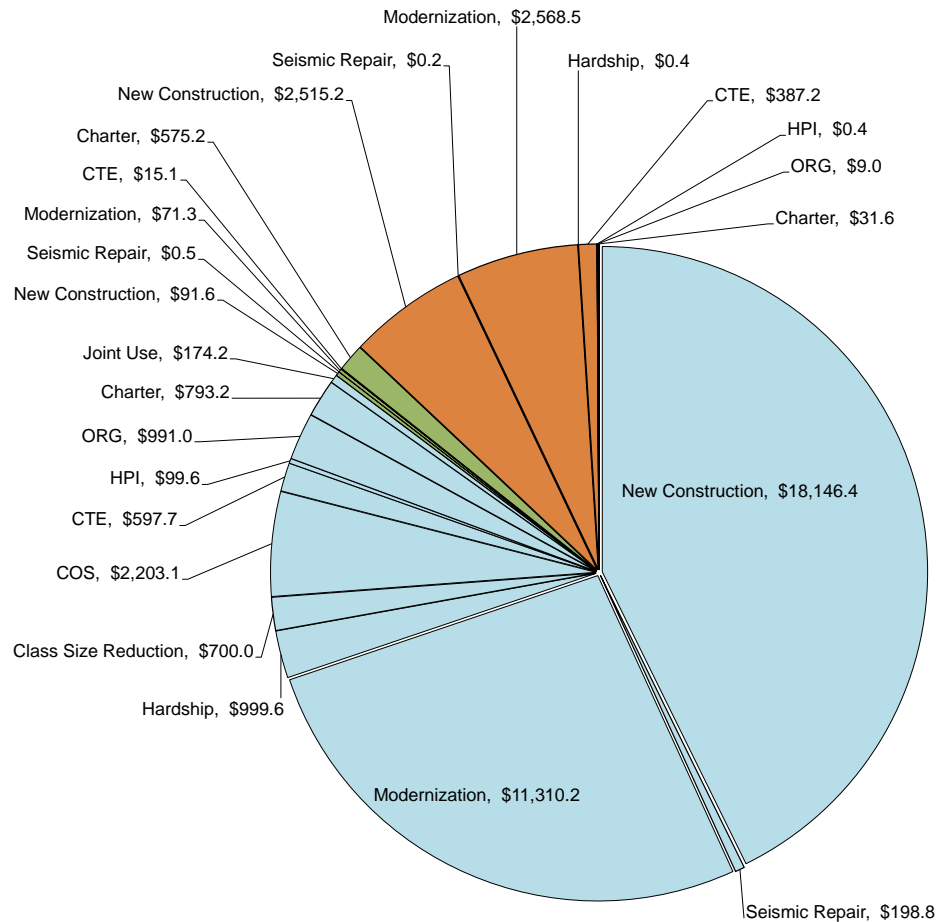
Available Funds (in Millions) As of December 11, 2018

| Program | Original Bond Allocation | Remaining Bond Authority as of October 24, 2018 | Estimated Approvals for December 11, 2018 | Special Items/PIF | Remaining Bond Authority as of December 11, 2018 (excludes Unfunded Approvals) | Accumulated Unfunded Approvals as of October 24, 2018 | Estimated Unfunded Approvals for December 11, 2018 | Special Items/PIF | Remaining Bond Authority as of December 11, 2018 (includes Unfunded Approvals) |
|--|--------------------------|---|---|-------------------|--|---|--|-------------------|--|
| Prop. 47 - \$11.4 Billion - November 2002 | | | | | | | | | |
| New Construction | \$6,250.0 | \$2.6 ^B | | | \$2.6 | | | | \$2.6 |
| Modernization | 3,300.0 | 0.2 | | | 0.2 | | | | 0.2 |
| Critically Overcrowded Schools | 1,700.0 | 0.0 | | | 0.0 | | | | 0.0 |
| Charter School | 100.0 | 4.4 | | | 4.4 | -\$4.0 | | | 0.4 |
| Joint Use | 50.0 | 0.0 | | | 0.0 | | | | 0.0 |
| SUBTOTAL | \$11,400.0 | \$7.2 | \$0.0 | \$0.0 | \$7.2 ^A | -\$4.0 | \$0.0 | \$0.0 | \$3.2 |
| Prop. 1A - \$6.7 Billion - November 1998 | | | | | | | | | |
| New Construction | \$2,900.0 | \$0.1 | | | \$0.1 | | | | \$0.1 |
| Modernization | 2,100.0 | 0.0 | | | 0.0 | | | | 0.0 |
| Hardship | 1,000.0 | 0.4 | | | 0.4 | | | | 0.4 |
| Class Size Reduction | 700.0 | 0.0 | | | 0.0 | | | | 0.0 |
| SUBTOTAL | \$6,700.0 | \$0.5 | \$0.0 | \$0.0 | \$0.5 ^A | \$0.0 | \$0.0 | \$0.0 | \$0.5 |
| TOTAL PAGE 2 | \$18,100.0 | \$7.7 | \$0.0 | \$0.0 | \$7.7 | -\$4.0 | \$0.0 | \$0.0 | \$3.7 |
| TOTAL FROM PAGE 1 | \$24,380.0 | \$6,258.0 | \$0.5 | \$0.0 | \$6,258.5 | -\$704.3 | -\$45.4 | \$0.0 | \$5,508.8 |
| GRAND TOTAL | \$42,480.0 | \$6,265.7 | \$0.5 | \$0.0 | \$6,266.2 | -\$708.3 | -\$45.4 | \$0.0 | \$5,512.5 |

^A Balance of bonding authority excludes unfunded approvals.

^B It includes the transfer of Critically Overcrowded School Facilities Program Funds to New Construction (transfer in Prop. 47 includes: \$700 million approved at the 3/25/2009 SAB meeting, \$68.1 million approved at the 9/23/2009 SAB meeting, and \$58,644 after the 3/26/2014 SAB meeting per SFP Regulation Section 1859.154 (c)).

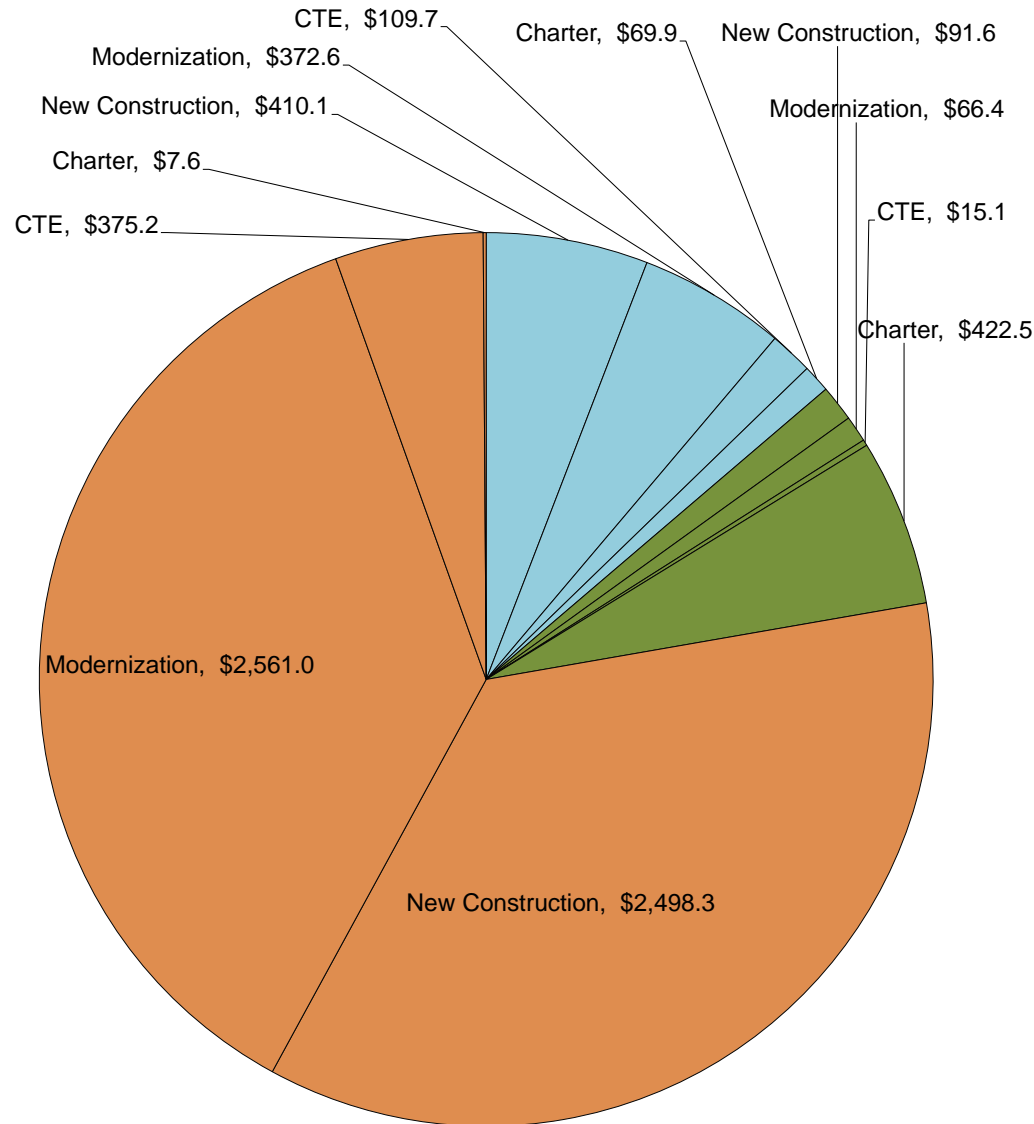
Proposition 51, 1D, 55, 47, and 1A Bond Authority - \$42.480 billion (in millions of dollars)



| Proposition 51, 1D, 55, 47, and 1A Totals | | |
|---|--------------------|---------------|
| New Construction* | \$ 18,146.4 | |
| Seismic Repair | \$ 198.8 | |
| Modernization | \$ 11,310.2 | |
| Hardship | \$ 999.6 | |
| Class Size Reduction | \$ 700.0 | |
| COS | \$ 2,203.1 | |
| CTE | \$ 597.7 | |
| HPI | \$ 99.6 | |
| ORG | \$ 991.0 | |
| Charter | \$ 793.2 | |
| Joint Use | \$ 174.2 | |
| Apportioned | \$ 36,213.8 | 85.2% |
| New Construction | \$ 91.6 | |
| Seismic Repair | \$ 0.5 | |
| Modernization | \$ 71.3 | |
| Hardship | \$ - | |
| Class Size Reduction | \$ - | |
| COS | \$ - | |
| CTE | \$ 15.1 | |
| HPI | \$ - | |
| ORG | \$ - | |
| Charter | \$ 575.2 | |
| Joint Use | \$ - | |
| Unfunded Approvals | \$ 753.7 | 1.8% |
| New Construction | \$ 2,515.2 | |
| Seismic Repair | \$ 0.2 | |
| Modernization | \$ 2,568.5 | |
| Hardship | \$ 0.4 | |
| Class Size Reduction | \$ - | |
| COS | \$ - | |
| CTE | \$ 387.2 | |
| HPI | \$ 0.4 | |
| ORG | \$ 9.0 | |
| Charter | \$ 31.6 | |
| Joint Use | \$ - | |
| Remaining Bond Authority | \$ 5,512.5 | 13.0% |
| Grand Total | \$ 42,480 | 100.0% |

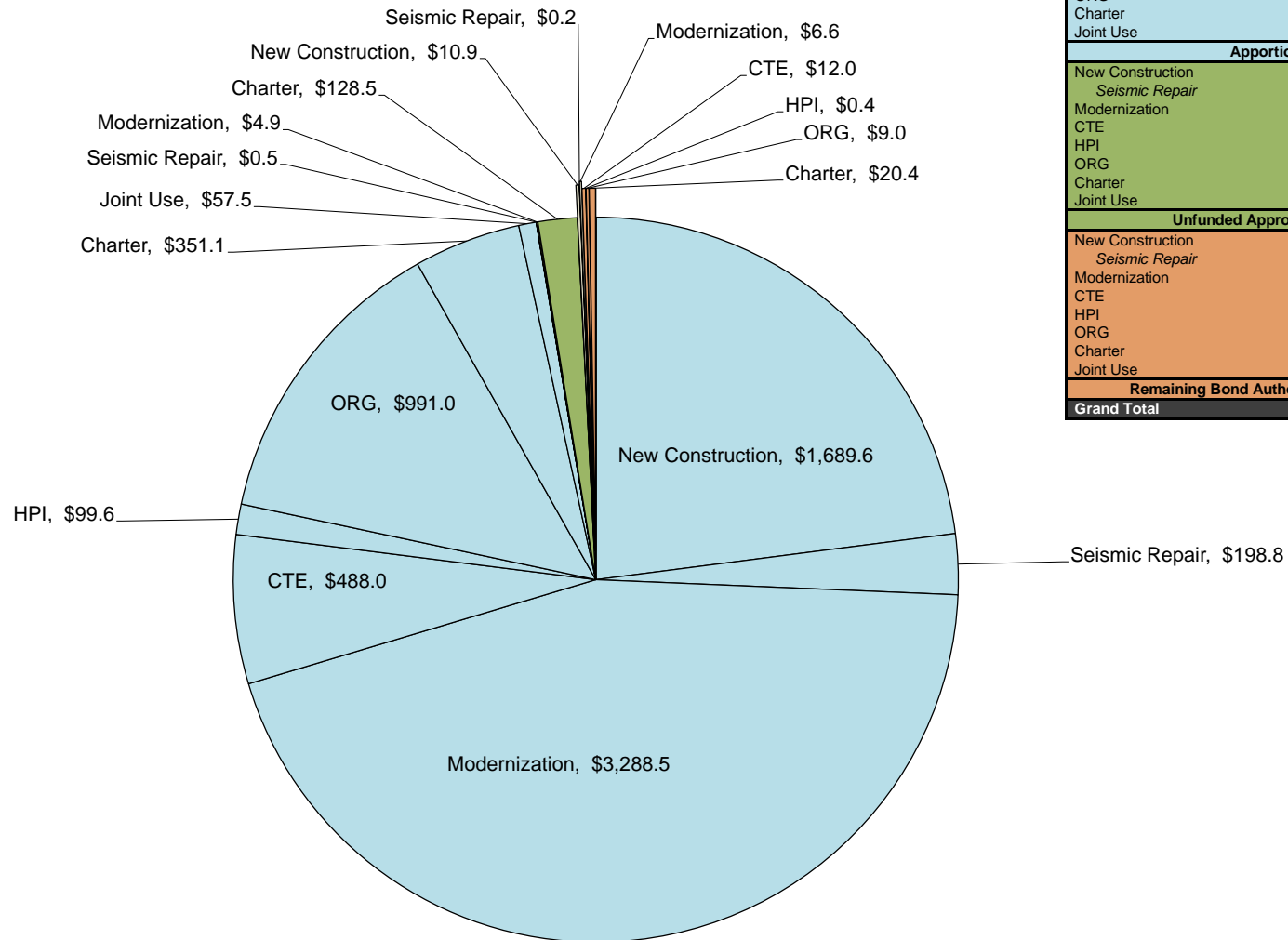
*Includes Energy Efficiency, Small High Schools, Seismic Repair, and the transfer of Critically Overcrowded School Facilities Program Funds to New Construction (\$700 million and \$68.1 million from Prop. 47; \$268.8 million, \$318.3 million, \$225 million, \$211.7 million, \$145 million, and \$30.4 million from Prop. 55). Also, Prop 55 includes \$5.8 million from the Lease Purchase Program on October 6, 2010.

Proposition 51 Bond Authority - \$7.000 billion (in millions of dollars)



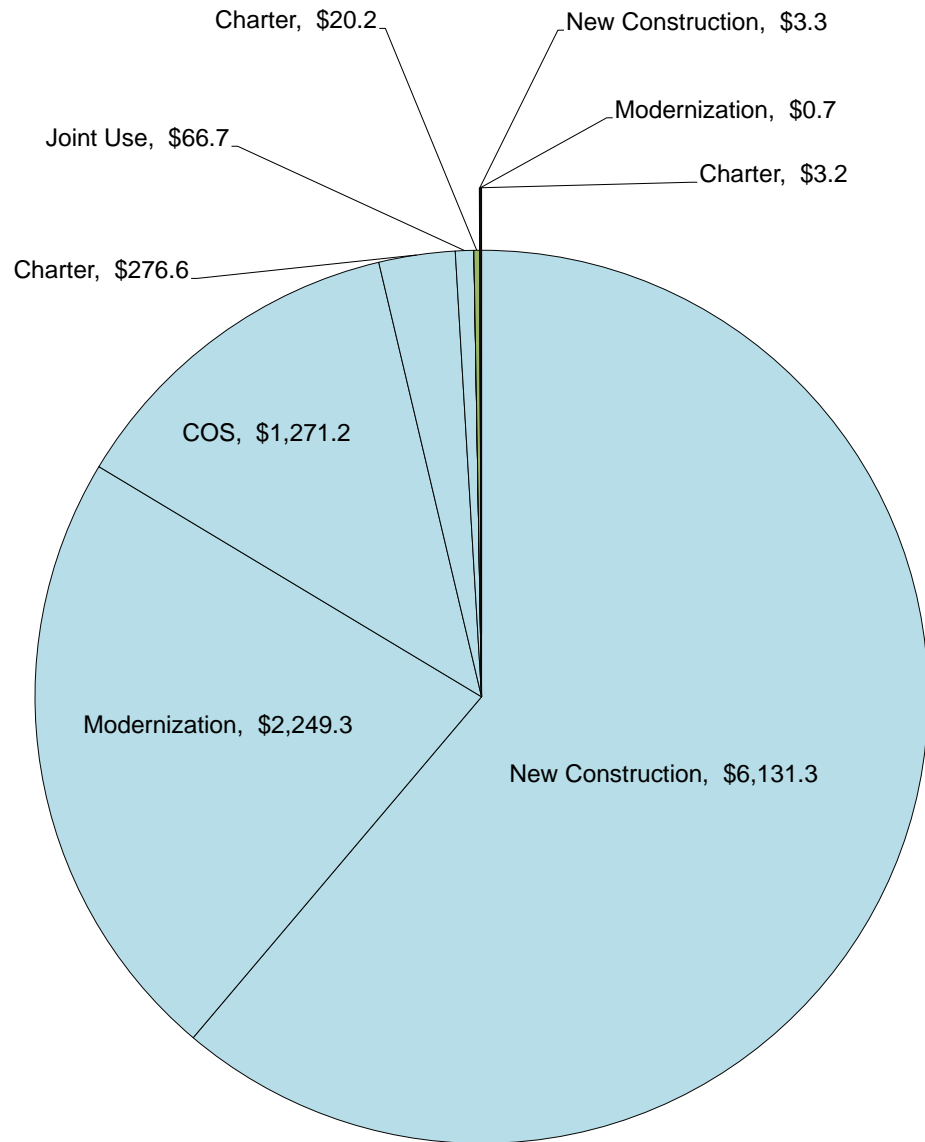
| Proposition 51 Totals | | |
|---------------------------------|-------------------|---------------|
| New Construction | \$ 410.1 | |
| Modernization | \$ 372.6 | |
| CTE | \$ 109.7 | |
| Charter | \$ 69.9 | |
| Apportioned | \$ 962.3 | 13.7% |
| New Construction | \$ 91.6 | |
| Modernization | \$ 66.4 | |
| CTE | \$ 15.1 | |
| Charter | \$ 422.5 | |
| Unfunded Approvals | \$ 595.6 | 8.5% |
| New Construction | \$ 2,498.3 | |
| Modernization | \$ 2,561.0 | |
| CTE | \$ 375.2 | |
| Charter | \$ 7.6 | |
| Remaining Bond Authority | \$ 5,442.1 | 77.7% |
| Grand Total | \$ 7,000 | 100.0% |

Proposition 1D Bond Authority - \$7.358 billion (in millions of dollars)



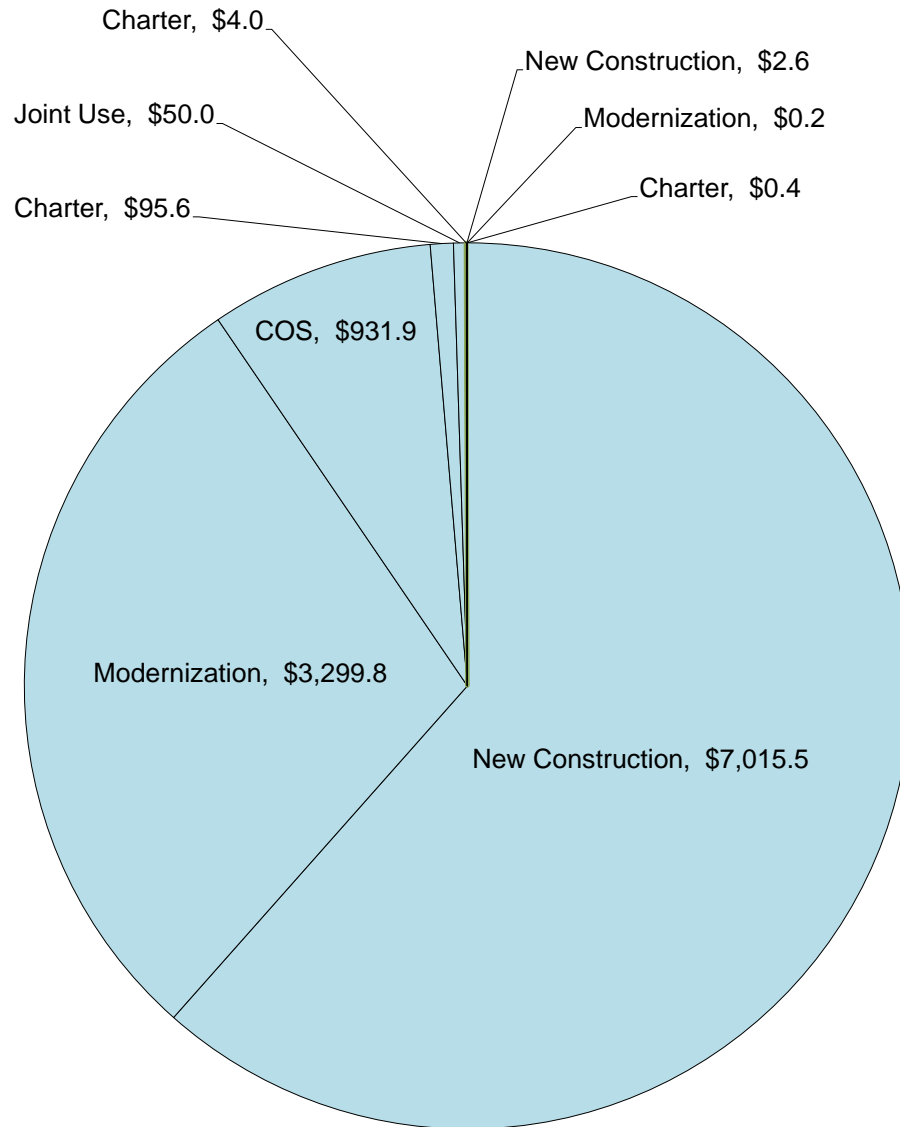
| Proposition 1D Totals | | |
|---------------------------------|-------------------|---------------|
| New Construction | \$ 1,689.6 | |
| Seismic Repair | \$ 198.8 | |
| Modernization | \$ 3,288.5 | |
| CTE | \$ 488.0 | |
| HPI | \$ 99.6 | |
| ORG | \$ 991.0 | |
| Charter | \$ 351.1 | |
| Joint Use | \$ 57.5 | |
| Apportioned | \$ 7,164.1 | 97.4% |
| New Construction | \$ - | |
| Seismic Repair | \$ 0.5 | |
| Modernization | \$ 4.9 | |
| CTE | \$ - | |
| HPI | \$ - | |
| ORG | \$ - | |
| Charter | \$ 128.5 | |
| Joint Use | \$ - | |
| Unfunded Approvals | \$ 133.9 | 1.8% |
| New Construction | \$ 10.9 | |
| Seismic Repair | \$ 0.2 | |
| Modernization | \$ 6.6 | |
| CTE | \$ 12.0 | |
| HPI | \$ 0.4 | |
| ORG | \$ 9.0 | |
| Charter | \$ 20.4 | |
| Joint Use | \$ - | |
| Remaining Bond Authority | \$ 59.5 | 0.8% |
| Grand Total | \$ 7,358 | 100.0% |

Proposition 55 Bond Authority - \$10.023 billion (in millions of dollars)



| Proposition 55 Totals | | |
|---------------------------------|-------------------|---------------|
| New Construction | \$ 6,131.3 | |
| Modernization | \$ 2,249.3 | |
| COS | \$ 1,271.2 | |
| Charter | \$ 276.6 | |
| Joint Use | \$ 66.7 | |
| Apportioned | \$ 9,995.1 | 99.7% |
| New Construction | \$ - | |
| Modernization | \$ - | |
| COS | \$ - | |
| Charter | \$ 20.2 | |
| Joint Use | \$ - | |
| Unfunded Approvals | \$ 20.2 | 0.2% |
| New Construction | \$ 3.3 | |
| Modernization | \$ 0.7 | |
| COS | \$ - | |
| Charter | \$ 3.2 | |
| Joint Use | \$ - | |
| Remaining Bond Authority | \$ 7.2 | 0.1% |
| Grand Total | \$ 10,023 | 100.0% |

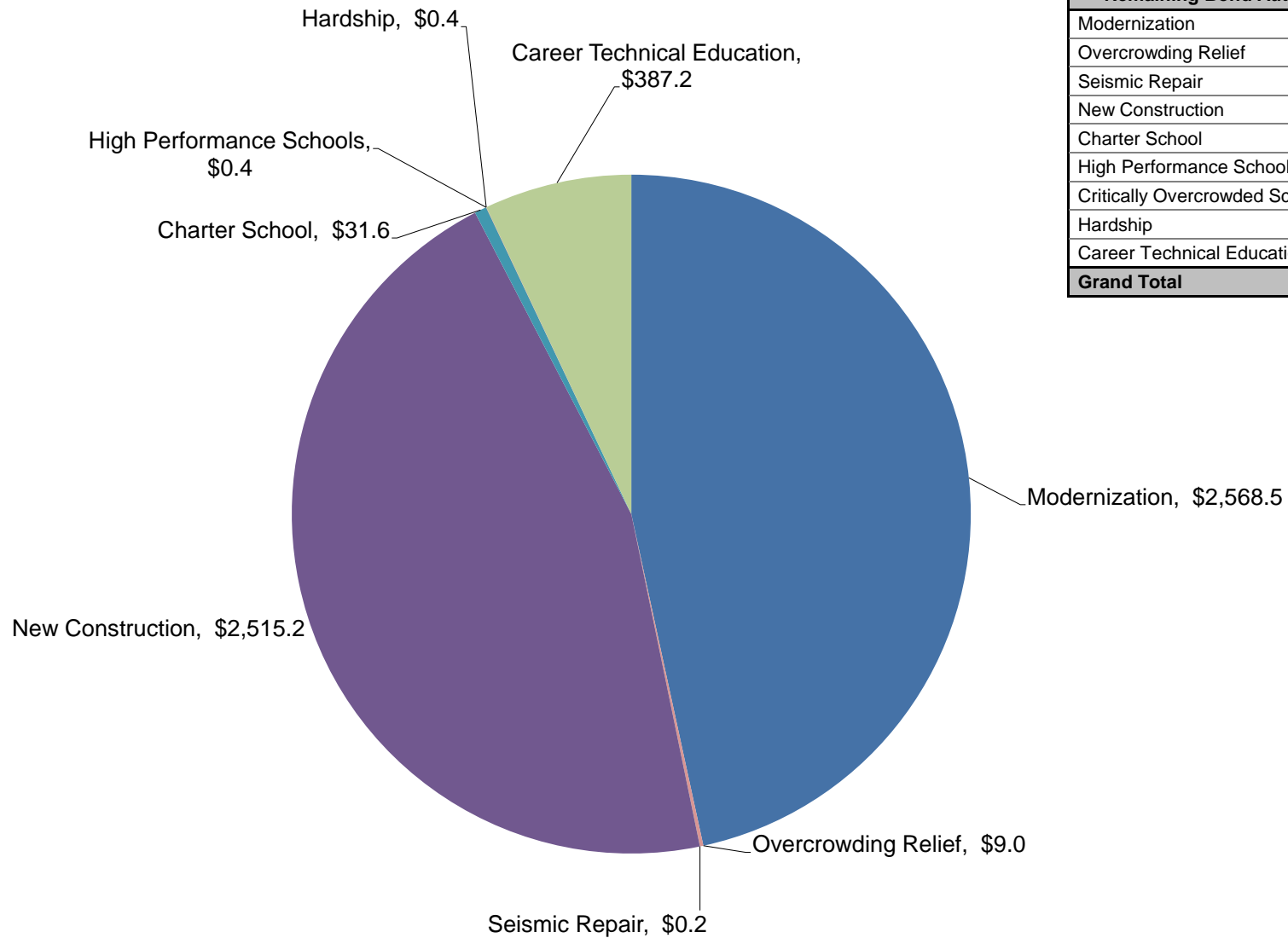
Proposition 47 Bond Authority - \$11.400 billion (in millions of dollars)



| Proposition 47 Totals | | |
|---------------------------------|--------------------|---------------|
| New Construction | \$ 7,015.5 | |
| Modernization | \$ 3,299.8 | |
| COS | \$ 931.9 | |
| Charter | \$ 95.6 | |
| Joint Use | \$ 50.0 | |
| Apportioned | \$ 11,392.8 | 99.9% |
| New Construction | \$ - | |
| Modernization | \$ - | |
| COS | \$ - | |
| Charter | \$ 4.0 | |
| Joint Use | \$ - | |
| Unfunded Approvals | \$ 4.0 | 0.0% |
| New Construction | \$ 2.6 | |
| Modernization | \$ 0.2 | |
| COS | \$ - | |
| Charter | \$ 0.4 | |
| Joint Use | \$ - | |
| Remaining Bond Authority | \$ 3.2 | 0.0% |
| Grand Total | \$ 11,400 | 100.0% |

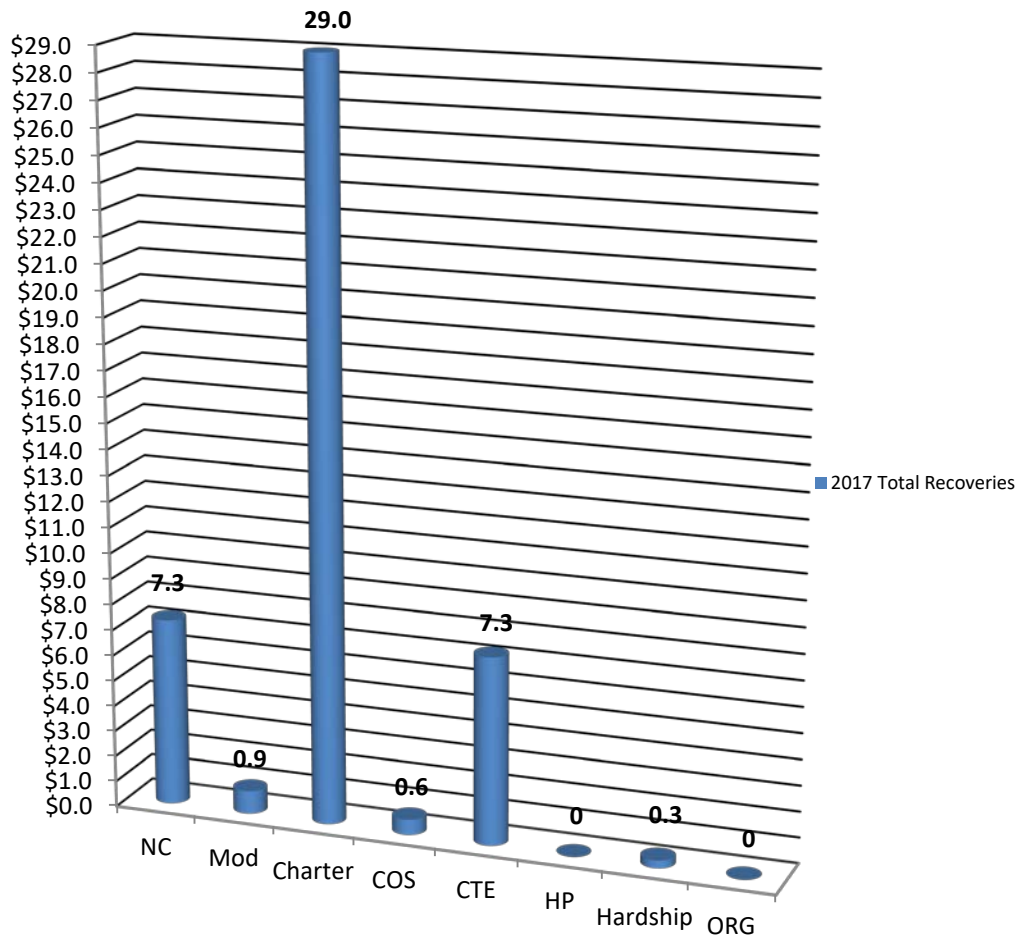
Remaining Bond Authority - \$5,512.5 million

(by program, in millions)
As of December 11, 2018 SAB



| Remaining Bond Authority (in millions) | |
|--|-------------------|
| Modernization | \$ 2,568.5 |
| Overcrowding Relief | \$ 9.0 |
| Seismic Repair | \$ 0.2 |
| New Construction | \$ 2,515.2 |
| Charter School | \$ 31.6 |
| High Performance Schools | \$ 0.4 |
| Critically Overcrowded Schools | \$ - |
| Hardship | \$ 0.4 |
| Career Technical Education | \$ 387.2 |
| Grand Total | \$ 5,512.5 |

Fund Recoveries* – 2017
(Totals represented in millions of dollars)

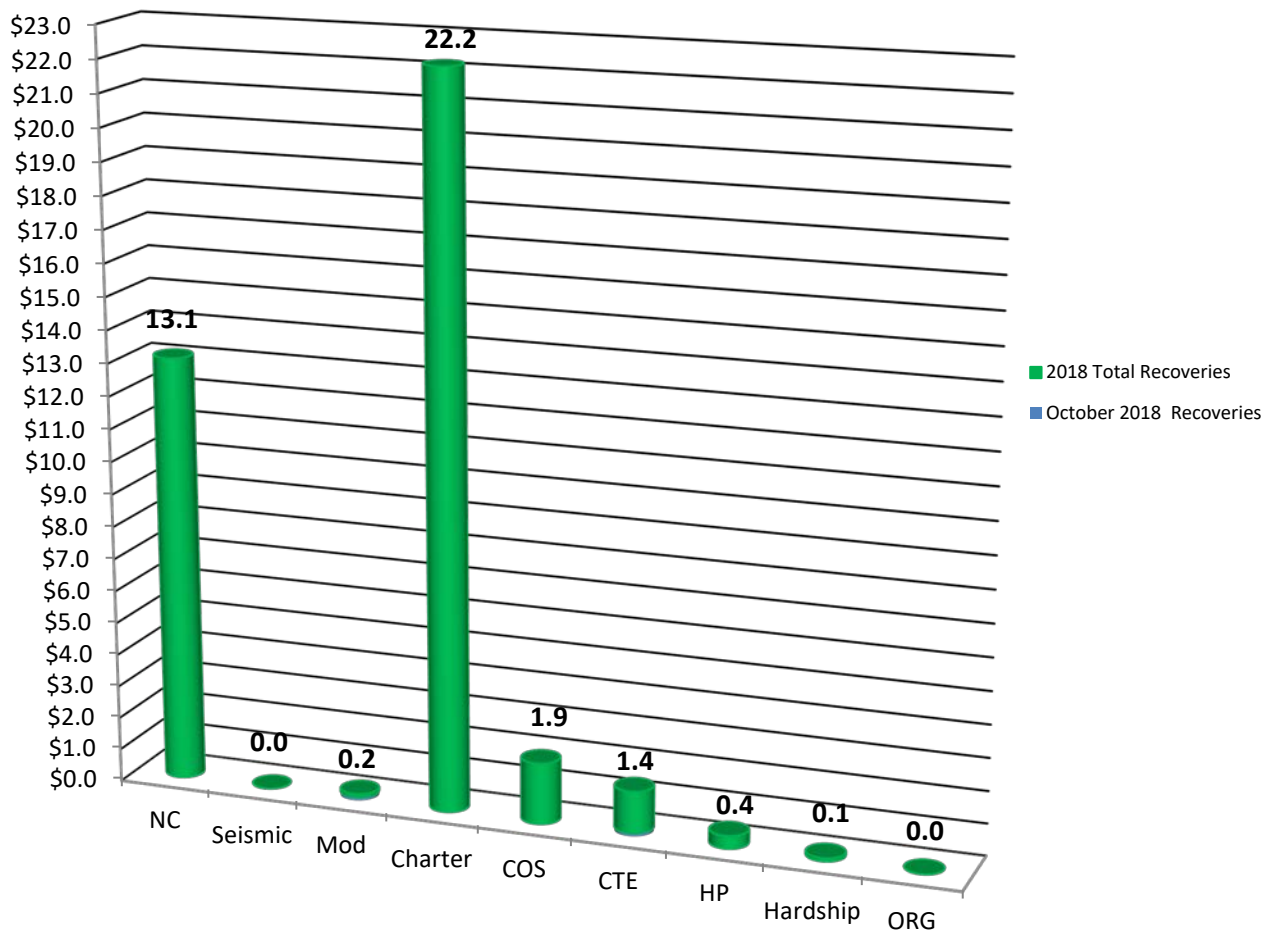


| | 2017 Totals** |
|---------------|---------------------|
| NC | \$7,255,771 |
| Modernization | \$923,279 |
| Charter | \$28,973,242 |
| COS | \$556,835 |
| CTE | \$7,347,780 |
| HP | \$0 |
| Hardship | \$251,798 |
| ORG | \$702 |
| Total | \$45,309,407 |

*Includes bond proceeds returned (authority may not be available) to the program through reductions to cost incurred, close-outs, loan repayments, rescissions and special education local plan area transfers.

** 2017 Totals does not reflect any reallocation of authority. For current availability of bond authority, see Status of Funds.

Fund Recoveries* – as of November 30, 2018
(Totals represented in millions of dollars)



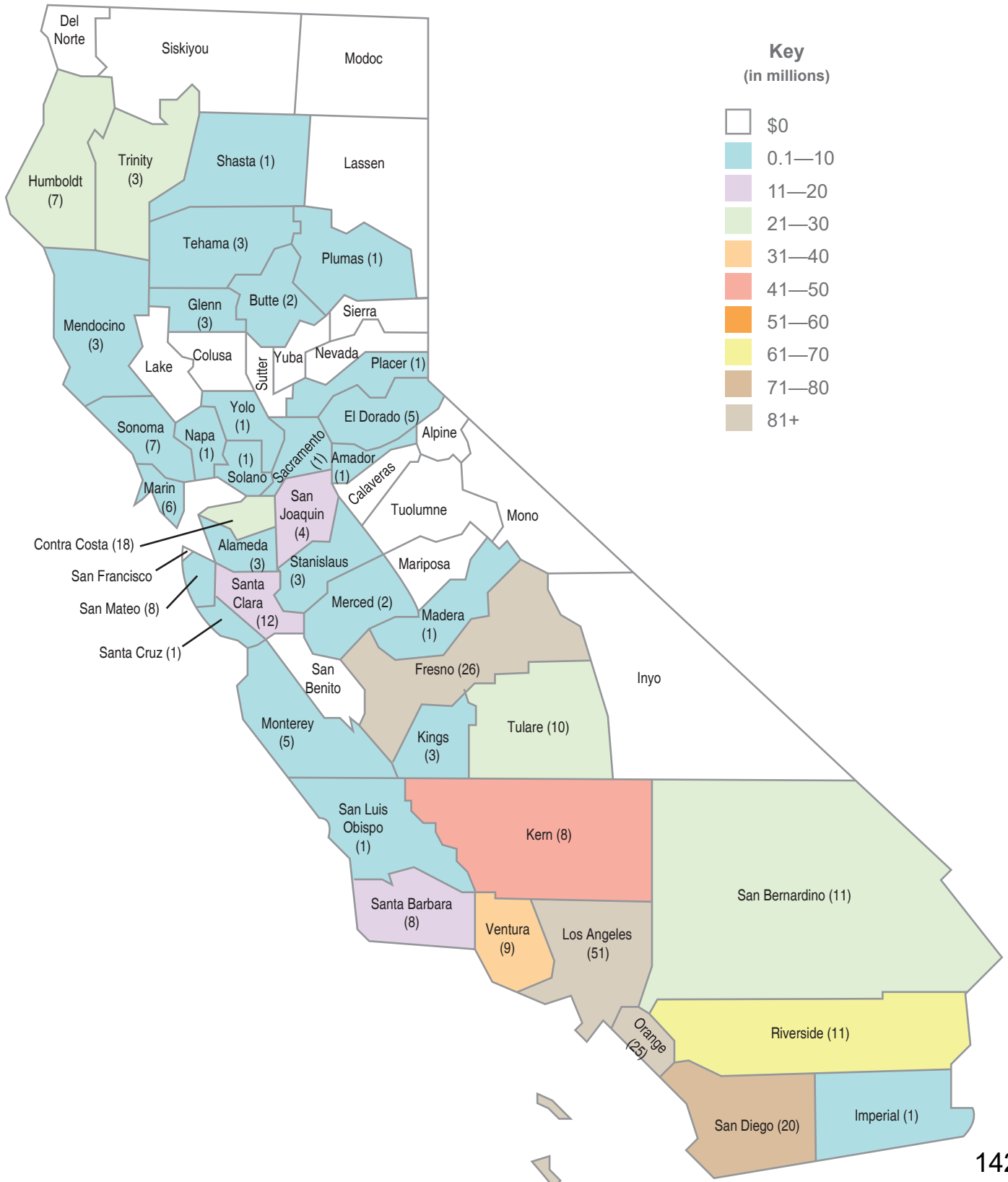
| October 2018 | 1A | 47 | 55 | 1D | 51 | October Totals | 2018 Totals** |
|---------------|-----|-----|---------|-----------|-----|----------------|---------------|
| NC | \$0 | \$0 | \$0 | \$0 | \$0 | \$0 | \$13,100,932 |
| Seismic | \$0 | \$0 | \$0 | \$0 | \$0 | \$0 | \$0 |
| Modernization | \$0 | \$0 | \$0 | \$119,987 | \$0 | \$119,987 | \$233,753 |
| Charter | \$0 | \$0 | \$0 | \$0 | \$0 | \$0 | \$22,247,096 |
| COS | \$0 | \$0 | \$4,095 | \$0 | \$0 | \$4,095 | \$1,926,175 |
| CTE | \$0 | \$0 | \$0 | \$61,405 | \$0 | \$61,405 | \$1,405,756 |
| HP | \$0 | \$0 | \$0 | \$0 | \$0 | \$0 | \$358,288 |
| Hardship | \$0 | \$0 | \$0 | \$0 | \$0 | \$0 | \$132,284 |
| ORG | \$0 | \$0 | \$0 | \$0 | \$0 | \$0 | \$0 |
| Total | | | | | | \$185,487 | \$39,404,284 |

*Includes bond proceeds returned (authority may not be available) to the program through reductions to cost incurred, close-outs, loan repayments, rescissions and special education local plan area transfers.

** 2018 Totals does not reflect any reallocation of authority. For current availability of bond authority, see Status of Funds.

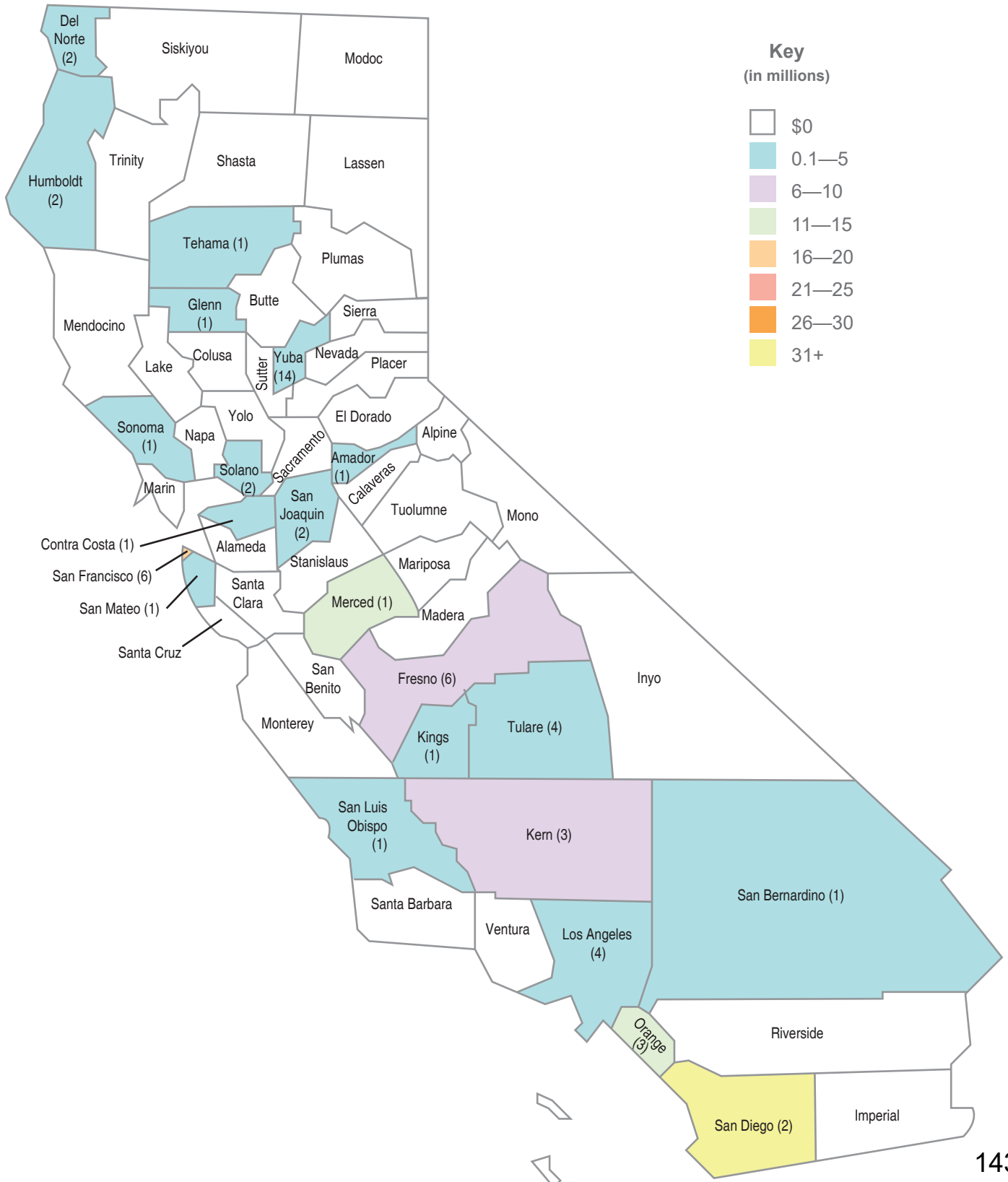
School Facility Program Proposition 51 Apportionments by County

The graphic below displays the amount Apportioned (\$782.3 million) for 288 School Facility Program projects from 134 school districts as of October 31, 2018. The data includes only bond authority provided by Proposition 51 approved by voters in November 2016.



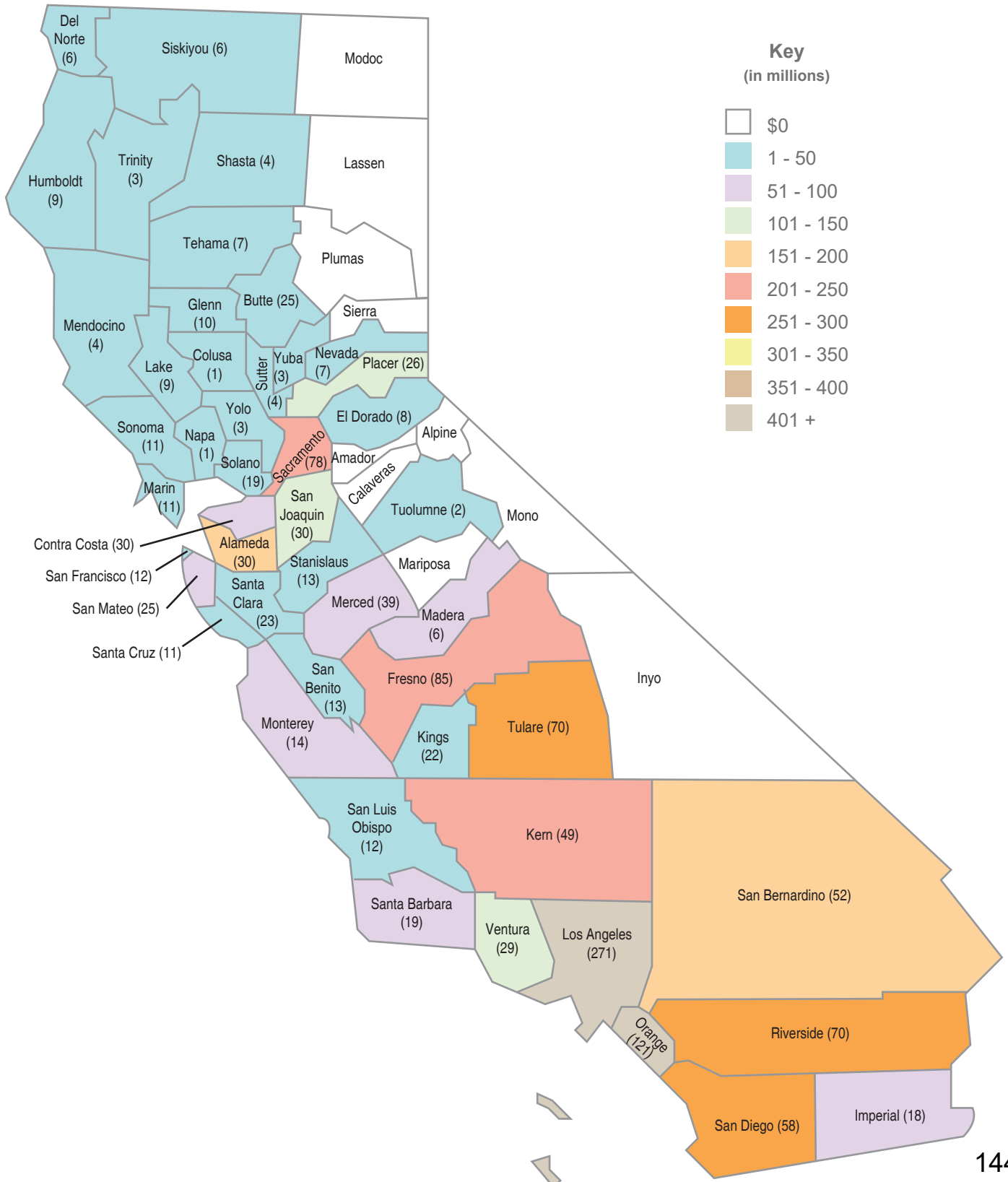
School Facility Program Proposition 51 Unfunded Approvals by County

The graphic below displays the amount of Unfunded Approvals (\$121.0 million) for 60 School Facility Program projects from 33 school districts as of October 31, 2018. The data includes only bond authority provided by Proposition 51 approved by voters in November 2016.



School Facility Program Proposition 51 Current Workload by County

The graphic below displays the Office of Public School Construction's Workload List for New Construction and Modernization (\$4,599.7 million) for 1,379 School Facility Program projects from 343 school districts as of October 31, 2018. The projects are anticipated to be allocated from bond authority provided by Proposition 51 approved by voters in November 2016.




**Proposition 51 Distribution
As of October 31, 2018**

| County | Apportioned | | Unfunded | | Workload List | |
|-----------------|---------------|-------------------|---------------|------------------|---------------|-------------------|
| | Project Count | Dollar Amount | Project Count | Dollar Amount | Project Count | Dollar Amount |
| Alameda | 3 | \$ 3,858,136.00 | 0 | \$ - | 30 | \$ 191,319,957.60 |
| Alpine | 0 | \$ - | 0 | \$ - | 0 | \$ - |
| Amador | 1 | \$ 2,263,714.00 | 1 | \$ 3,628,527.00 | 0 | \$ - |
| Butte | 2 | \$ 3,667,607.00 | 0 | \$ - | 25 | \$ 40,851,638.60 |
| Calaveras | 0 | \$ - | 0 | \$ - | 0 | \$ - |
| Colusa | 0 | \$ - | 0 | \$ - | 1 | \$ 1,480,857.00 |
| Contra Costa | 18 | \$ 25,373,099.00 | 1 | \$ 152,545.56 | 30 | \$ 95,326,184.00 |
| Del Norte | 0 | \$ - | 2 | \$ 520,227.00 | 6 | \$ 1,247,984.40 |
| El Dorado | 5 | \$ 4,657,914.00 | 0 | \$ - | 8 | \$ 18,285,853.00 |
| Fresno | 26 | \$ 87,273,232.38 | 6 | \$ 7,855,411.00 | 85 | \$ 236,824,919.75 |
| Glenn | 3 | \$ 2,923,935.00 | 1 | \$ 4,202,550.00 | 10 | \$ 14,814,533.00 |
| Humboldt | 7 | \$ 24,926,725.82 | 2 | \$ 2,476,043.00 | 9 | \$ 8,683,810.15 |
| Imperial | 1 | \$ 51,890.00 | 0 | \$ - | 18 | \$ 58,013,360.60 |
| Inyo | 0 | \$ - | 0 | \$ - | 0 | \$ - |
| Kern | 8 | \$ 46,131,914.09 | 3 | \$ 5,925,454.00 | 49 | \$ 230,828,766.20 |
| Kings | 3 | \$ 5,131,273.00 | 1 | \$ 640,279.00 | 22 | \$ 29,306,944.35 |
| Lake | 0 | \$ - | 0 | \$ - | 9 | \$ 11,545,967.20 |
| Lassen | 0 | \$ - | 0 | \$ - | 0 | \$ - |
| Los Angeles | 51 | \$ 128,358,869.17 | 4 | \$ 3,988,054.12 | 271 | \$ 697,077,553.20 |
| Madera | 1 | \$ 41,985.00 | 0 | \$ - | 6 | \$ 61,007,944.70 |
| Marin | 6 | \$ 7,847,413.00 | 0 | \$ - | 11 | \$ 17,985,854.00 |
| Mariposa | 0 | \$ - | 0 | \$ - | 0 | \$ - |
| Mendicino | 3 | \$ 939,142.00 | 0 | \$ - | 4 | \$ 5,782,582.20 |
| Merced | 2 | \$ 5,204,285.00 | 1 | \$ 12,247,514.00 | 39 | \$ 85,964,392.65 |
| Modoc | 0 | \$ - | 0 | \$ - | 0 | \$ - |
| Mono | 0 | \$ - | 0 | \$ - | 0 | \$ - |
| Monterey | 5 | \$ 1,152,753.00 | 0 | \$ - | 14 | \$ 84,288,551.00 |
| Napa | 1 | \$ 442,693.00 | 0 | \$ - | 1 | \$ 725,437.80 |
| Nevada | 0 | \$ - | 0 | \$ - | 7 | \$ 6,996,559.95 |
| Orange | 25 | \$ 84,436,056.00 | 3 | \$ 12,243,701.00 | 121 | \$ 618,823,479.60 |
| Placer | 1 | \$ 822,519.00 | 0 | \$ - | 26 | \$ 126,267,935.15 |
| Plumas | 1 | \$ 526,164.00 | 0 | \$ - | 0 | \$ - |
| Riverside | 11 | \$ 62,719,247.00 | 0 | \$ - | 70 | \$ 298,743,520.60 |
| Sacramento | 1 | \$ 454,883.00 | 0 | \$ - | 78 | \$ 220,946,656.00 |
| San Benito | 0 | \$ - | 0 | \$ - | 13 | \$ 48,972,828.20 |
| San Bernardino | 11 | \$ 30,995,344.00 | 1 | \$ 56,486.00 | 52 | \$ 180,663,998.50 |
| San Diego | 20 | \$ 80,069,979.88 | 2 | \$ 36,875,049.00 | 58 | \$ 263,523,506.40 |
| San Francisco | 0 | \$ - | 6 | \$ 17,223,395.00 | 12 | \$ 49,010,019.00 |
| San Joaquin | 4 | \$ 19,440,719.00 | 2 | \$ 936,889.00 | 30 | \$ 105,377,481.65 |
| San Luis Obispo | 1 | \$ 3,219,642.00 | 1 | \$ 502,334.00 | 12 | \$ 33,371,616.80 |
| San Mateo | 8 | \$ 9,273,664.00 | 1 | \$ 2,852,069.00 | 25 | \$ 86,726,839.60 |
| Santa Barbara | 8 | \$ 14,419,338.00 | 0 | \$ - | 19 | \$ 81,076,851.00 |
| Santa Clara | 12 | \$ 17,984,263.00 | 0 | \$ - | 23 | \$ 49,905,037.80 |
| Santa Cruz | 1 | \$ 308,740.00 | 0 | \$ - | 11 | \$ 14,726,085.45 |
| Shasta | 1 | \$ 451,339.00 | 0 | \$ - | 4 | \$ 4,965,296.20 |
| Sierra | 0 | \$ - | 0 | \$ - | 0 | \$ - |
| Siskiyou | 0 | \$ - | 0 | \$ - | 6 | \$ 6,079,335.40 |
| Solano | 1 | \$ 157,007.00 | 2 | \$ 789,364.00 | 19 | \$ 30,764,132.80 |
| Sonoma | 7 | \$ 8,394,668.00 | 1 | \$ 198,831.00 | 11 | \$ 19,410,269.80 |
| Stanislaus | 3 | \$ 6,107,998.00 | 0 | \$ - | 13 | \$ 21,649,254.35 |
| Sutter | 0 | \$ - | 0 | \$ - | 4 | \$ 22,064,419.80 |
| Tehama | 3 | \$ 6,537,378.00 | 1 | \$ 276,430.29 | 7 | \$ 2,572,663.55 |
| Trinity | 3 | \$ 27,463,393.00 | 0 | \$ - | 3 | \$ 14,550,408.80 |
| Tulare | 10 | \$ 23,883,337.00 | 4 | \$ 5,660,384.00 | 70 | \$ 270,399,462.30 |
| Tuolumne | 0 | \$ - | 0 | \$ - | 2 | \$ 3,427,966.20 |
| Ventura | 9 | \$ 33,333,635.00 | 0 | \$ - | 29 | \$ 121,402,613.75 |
| Yolo | 1 | \$ 1,053,910.00 | 0 | \$ - | 3 | \$ 3,349,588.80 |
| Yuba | 0 | \$ - | 14 | \$ 1,789,976.00 | 3 | \$ 2,605,463.00 |

| | | | | | | |
|--------------|------------|--------------------------|-----------|--------------------------|--------------|----------------------------|
| Total | 288 | \$ 782,299,804.34 | 60 | \$ 121,041,512.97 | 1,379 | \$ 4,599,736,381.85 |
|--------------|------------|--------------------------|-----------|--------------------------|--------------|----------------------------|

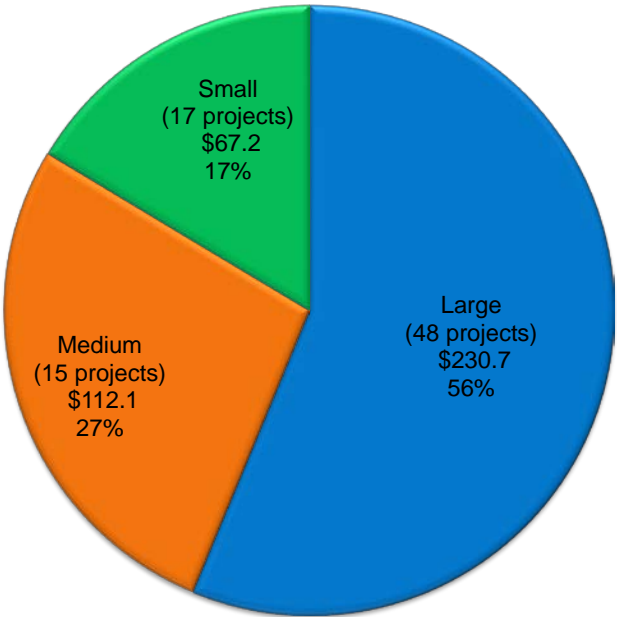
School Facility Program Bond Authority from Proposition 51
(in millions of dollars, as of October 31, 2018)
New Construction

Legend

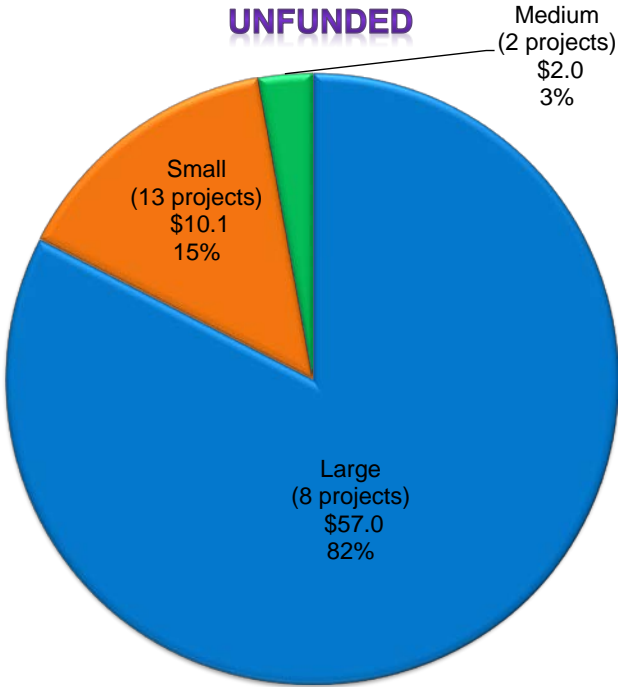


District Size (based on 2017/18 Enrollment)
(# of projects)
(in millions)

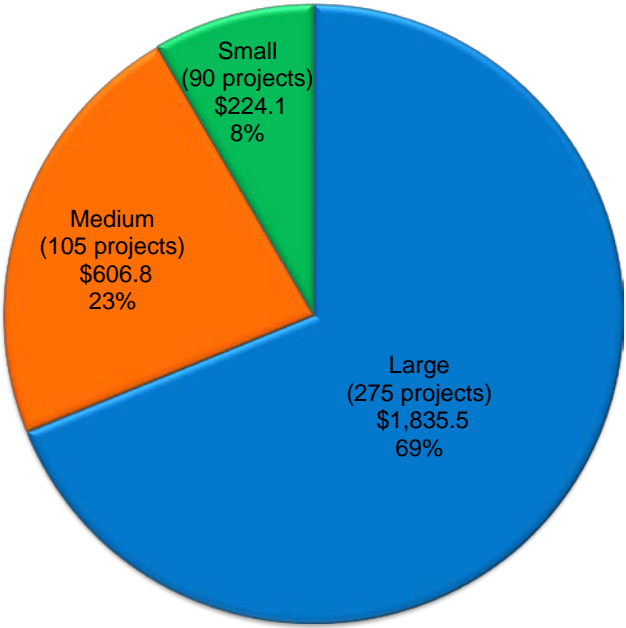
APPORTIONED



UNFUNDED



CURRENT WORKLOAD



School Facility Program Bond Authority from Proposition 51

(in millions of dollars, as of October 31, 2018)

Modernization

Legend

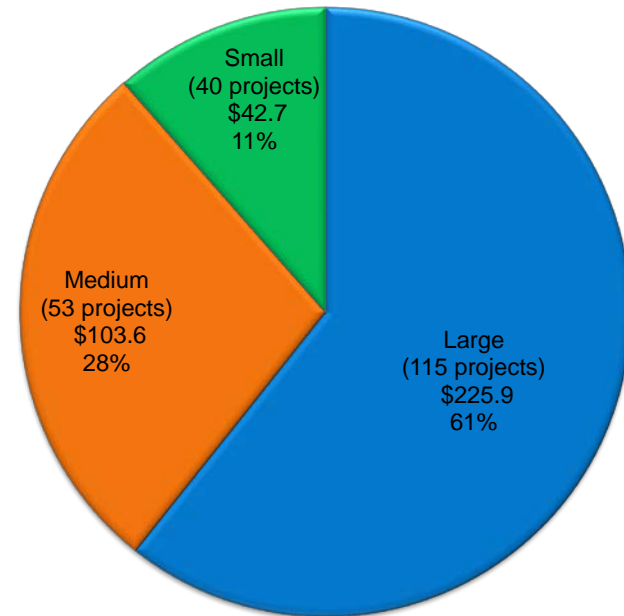
Small School Districts – ADA < 2,500 pupils

Medium School Districts – ADA > 2,500 pupils < 10,000 pupils

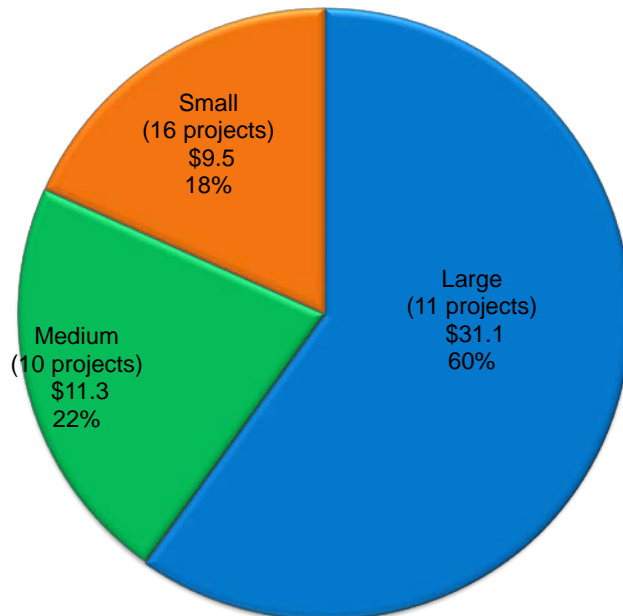
Large School Districts – ADA > 10,000 pupils

District Size (based on 2017/18 Enrollment)
 (# of projects)
 (in millions)

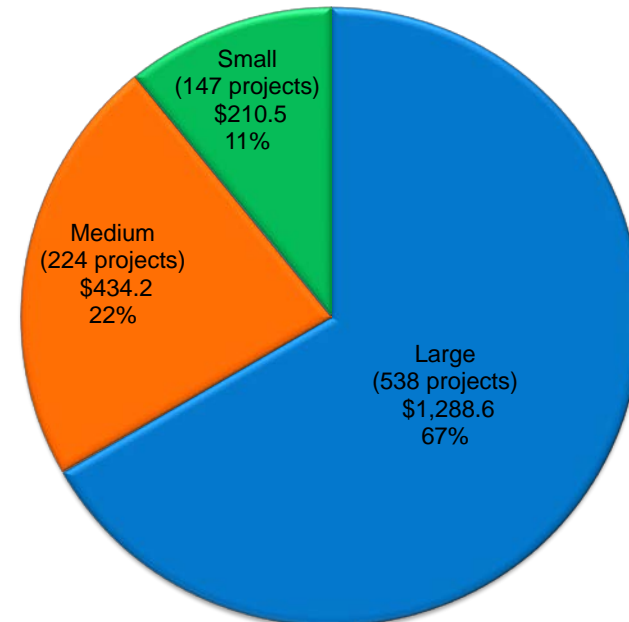
APPORTIONED



UNFUNDED



CURRENT WORKLOAD



Unique School Districts Receiving Proposition 51 Funds

(As of October 31, 2018)

New Construction

| 2017/18 Enrollment | School Districts Statewide | | |
|---|----------------------------|------|------------|
| | # | % | Enrollment |
| Small – ADA < 2,500 pupils | 583 | 57% | 417,039 |
| Medium – ADA > 2,500 pupils < 10,000 pupils | 269 | 26% | 1,378,383 |
| Large – ADA > 10,000 pupils | 174 | 17% | 4,448,656 |
| | 1,024 | 100% | 6,244,078 |

| Apportioned | | | | | |
|-------------|------------|----------------|----------|----------------|-------------|
| # | Enrollment | \$ Amount | By Size* | Size vs. All** | Students*** |
| 11 | 8,694 | \$ 67,243,147 | 20.8% | 1.1% | 0.1% |
| 14 | 71,164 | \$ 112,141,019 | 26.4% | 1.4% | 1.1% |
| 28 | 1,346,573 | \$ 230,733,027 | 52.8% | 2.7% | 21.6% |
| 53 | 1,426,431 | \$ 410,117,192 | 100.0% | 5.2% | 22.8% |

| Unfunded | | | | | |
|----------|------------|---------------|----------|----------------|-------------|
| # | Enrollment | \$ Amount | By Size* | Size vs. All** | Students*** |
| 6 | 4,162 | \$ 10,086,712 | 46.2% | 0.6% | 0.1% |
| 1 | 9,792 | \$ 1,962,333 | 7.7% | 0.1% | 0.2% |
| 6 | 795,435 | \$ 57,045,587 | 46.2% | 0.6% | 12.7% |
| 13 | 809,389 | \$ 69,094,632 | 100.0% | 1.3% | 13.0% |

| Workload | | | | | |
|----------|------------|------------------|----------|----------------|-------------|
| # | Enrollment | \$ Amount | By Size* | Size vs. All** | Students*** |
| 64 | 59,602 | \$ 224,140,249 | 32.2% | 6.3% | 1.0% |
| 63 | 328,293 | \$ 606,832,056 | 31.7% | 6.2% | 5.3% |
| 72 | 2,296,587 | \$ 1,835,517,393 | 36.2% | 7.0% | 36.8% |
| 199 | 2,684,482 | \$ 2,666,489,698 | 100.0% | 19.4% | 43.0% |

Modernization

| 2017/18 Enrollment | School Districts Statewide | | |
|---|----------------------------|------|------------|
| | # | % | Enrollment |
| Small – ADA < 2,500 pupils | 583 | 57% | 417,039 |
| Medium – ADA > 2,500 pupils < 10,000 pupils | 269 | 26% | 1,378,383 |
| Large – ADA > 10,000 pupils | 174 | 17% | 4,448,656 |
| | 1,024 | 100% | 6,244,078 |

| Apportioned | | | | | |
|-------------|------------|----------------|----------|----------------|-------------|
| # | Enrollment | \$ Amount | By Size* | Size vs. All** | Students*** |
| 32 | 25,523 | \$ 42,683,897 | 30.5% | 3.1% | 0.4% |
| 29 | 154,120 | \$ 103,604,119 | 27.6% | 2.8% | 2.5% |
| 44 | 1,819,869 | \$ 225,894,596 | 41.9% | 4.3% | 29.1% |
| 105 | 1,999,512 | \$ 372,182,612 | 100.0% | 10.3% | 32.0% |

| Unfunded | | | | | |
|----------|------------|---------------|----------|----------------|-------------|
| # | Enrollment | \$ Amount | By Size* | Size vs. All** | Students*** |
| 9 | 5,761 | \$ 9,516,143 | 40.9% | 0.9% | 0.1% |
| 7 | 34,045 | \$ 11,300,136 | 31.8% | 0.7% | 0.5% |
| 6 | 761,503 | \$ 31,130,602 | 27.3% | 0.6% | 12.2% |
| 22 | 801,309 | \$ 51,946,881 | 100.0% | 2.1% | 12.8% |

| Workload | | | | | |
|----------|------------|------------------|----------|----------------|-------------|
| # | Enrollment | \$ Amount | By Size* | Size vs. All** | Students*** |
| 94 | 92,315 | \$ 210,451,066 | 35.9% | 9.2% | 1.5% |
| 84 | 445,199 | \$ 434,200,745 | 32.1% | 8.2% | 7.1% |
| 84 | 2,789,523 | \$ 1,288,594,872 | 32.1% | 8.2% | 44.7% |
| 262 | 3,327,037 | \$ 1,933,246,684 | 100.0% | 25.6% | 53.3% |

*Percentage of funding to small, medium or large school districts

** Percentage of funding to small, medium, and large school district vs. all school districts

***Percentage of students statewide

REPORT OF THE EXECUTIVE OFFICER
State Allocation Board Meeting, December 11, 2018

SCHOOL DISTRICT DATA

School District:ROSS VALLEY County:..... MARIN
Application Number:..... 50/75002-00-002 School Name: WHITE HILL MIDDLE
Total District Enrollment:.....2,240 Project Grade Level:6-8
Financial Hardship: NO

PURPOSE OF REPORT

To present the District's request to approve an application for funding based on eligibility generated from an enrollment period that differs from the enrollment period in which the application was processed.

DESCRIPTION

The District is requesting the Board's approval of a new construction project for approximately \$3.3 million in State funding for placement on the Unfunded List (Lack of AB55 Loans). The District had sufficient new construction eligibility for the project at the time the funding application was submitted in October 2013, but did not have sufficient eligibility at the time of initial processing during the 2017/18 enrollment year. Thus the District is requesting to use its new construction eligibility that was available at the time of application submittal to support its request for new construction funding. If the first proposal is not granted, the District has requested to use projected enrollment for 2018/19 to generate the eligibility needed to fund the project.

AUTHORITY

See Attachment A.

BACKGROUND

Ross Valley School District is located in Marin County and based on its enrollment of less than 2,501 is considered a Small School District for purposes of the School Facility Program (SFP). In April 2010, the Board approved the establishment of New Construction eligibility for the District based on 2008/09 enrollment. The resulting new construction eligibility was as follows:

| Ross Valley Established Eligibility (April 2010) | | | | |
|--|--------|------|------------|--------|
| K-6 | 7-8 | 9-12 | Non-Severe | Severe |
| 754 | (-208) | 0 | 19 | 0 |

As a Small School District, per SFP Regulation Section 1859.51, this eligibility was locked for three years until October 31, 2013. On October 28, 2013, the District submitted an *Application for Funding* (Form SAB 50-04) for the construction of nine classrooms using 189 K-6 pupils and 19 Non-Severe pupils. At the time, new construction bond authority was exhausted and the application was placed on the Applications Received Beyond Bond Authority (ARBBA) List. In accordance with SFP Regulations, the District submitted the required board resolution acknowledging the following along with its application for funding:

- That the remaining SFP bond authority is currently exhausted for the funds being requested on these applications.
- That the State of California is not expected nor obligated to provide funding for the projects and the acceptance of the applications does not provide a guarantee of future State funding.

BACKGROUND (cont.)

- That any future State bond measures for the SFP may not provide funds for the applications being submitted.
- That criteria under a future State school facilities program may be substantially different than the current SFP. The District's Approved Application(s) may be returned.
- That they are electing to commence any pre-construction or construction activities at the District's discretion and that the State is not responsible for any pre-construction or construction activities.

In November 2016 voters approved the Kindergarten Through Community College Public Education Facilities Bond Act of 2016 (Proposition 51) which provided \$3 billion for new construction.

Demonstration of Need for New Construction Projects

At the June 5, 2017 meeting the Board took action to move all projects from the ARBBA List to OPSC's workload list and require districts to update new construction eligibility for the enrollment year in which the application is processed by OPSC in order to demonstrate a current need for additional classrooms. The enrollment updates originally submitted with districts' funding applications represented eligibility or facility needs at that time. After Proposition 51 passed, the Board wanted to ensure that new bond funds were provided only for new construction projects with current eligibility needs. At the same meeting, the Board stated that it would consider appeals on a case-by-case basis for districts whose project(s) is deemed ineligible or eligible for less funding than originally requested due to updated eligibility information.

In accordance with the Board's action, districts are required to submit an *Enrollment Certification/Projection* (Form SAB 50-01) to update their eligibility within 90 days of receiving notification from OPSC that a project will be processed. On December 4, 2017, OPSC notified the District that its project was scheduled to be processed and a Form SAB 50-01 for the 2017/18 enrollment period must be submitted. OPSC received the District's Form SAB 50-01 on February 2, 2018. Upon processing, OPSC determined that the District could no longer demonstrate the eligibility to support its funding application, as there was no longer a projection of unhoused pupils that exceeded the District's facility capacity. In response, the District submitted a *School District Appeal Request* (Form SAB 189) for the Board's consideration.

During the appeal review process, the current year enrollment data for 2018/19 became available. To demonstrate a current need for facilities, the District submitted a 2018/19 enrollment projection that, if approved, would generate approximately 82 percent of the eligibility that was originally requested on the funding application for the project, which represents 155 K-6 and 15 Non-Severe pupil grants.

STAFF ANALYSIS/STATEMENTS

At the time of original submittal of the funding application in 2013, the District had sufficient new construction eligibility to support the project at White Hill Middle School. Because Ross Valley is a Small School District, the 2013 funding application was based on 2008/09 eligibility and was still available for the District to use for its funding application based on the statutory and regulatory provisions that allow Small School Districts to lock eligibility in place for up to 3 years. Although the enrollment update submitted to OPSC for the 2017/18 enrollment year reflects a negative amount of new construction eligibility, the District's enrollment has since increased and the District anticipates that it will continue to grow. Therefore, the District is requesting Board approval to use the eligibility it had in 2013 when OPSC received the funding application. The District and Staff Positions presented below include an overview and analysis of the factors related to the change in the District's eligibility for the Board's consideration.

STAFF ANALYSIS/STATEMENTS (cont.)

District Position

The full text of the District's request is included as Attachment B.

Staff Position

The District submitted a funding application for a new construction project on October 28, 2013 requesting to use 189 K-6 and 19 Non-Severe pupil grants for the construction of seven 7-8 classrooms and two non-severe special education classrooms. Because the District did not have new construction eligibility in the 7-8 grade level, it requested K-6 pupil grants as allowed by the program. On the submittal date, the District had the new construction eligibility necessary to support the project. In accordance with the Board's action on June 5, 2017, all new construction projects must be justified by a current enrollment projection in the same enrollment reporting year in which the application for funding is processed to ensure that the district is receiving funding based on a current need.

Since OPSC began reviewing the appeal, the 2018/19 enrollment period began on November 1, 2018. A review of the District's 2018/19 enrollment update demonstrates that the District would have approximately 82 percent of the eligibility and approximately 97 percent of the funding it would have received for the project if it had been funded in 2013. The following table presents a comparison of the funding options presented in this item.

| White Hill Middle School Funding Comparison | | | | |
|---|------------------|-------------------------|------------------|------------------------|
| Enrollment Year | K-6 Pupil Grants | Non-Severe Pupil Grants | SFP Grant Amount | *Estimated State Share |
| 2008/09 | 189 | 19 | 2013 | \$2,202,397 |
| 2018/19 | 155 | 15 | 2018 | \$2,131,460 |

If the SAB approves the District's Appeal Request, the District would receive \$481,467 more than staff's supported Board Option #1 (not including site development grants).

| District's Appeal Request | | | | |
|---------------------------|------------------|-------------------------|------------------|------------------------|
| Enrollment Year | K-6 Pupil Grants | Non-Severe Pupil Grants | SFP Grant Amount | *Estimated State Share |
| 2008/09 | 189 | 19 | 2018 | \$2,612,927 |

*Site development grants will be updated as needed, depending on the action taken on this item and are not included in the table above. Staff will present the appropriate site development funding amounts at a future Board meeting, if necessary.

Enrollment Projections & Cohort Method

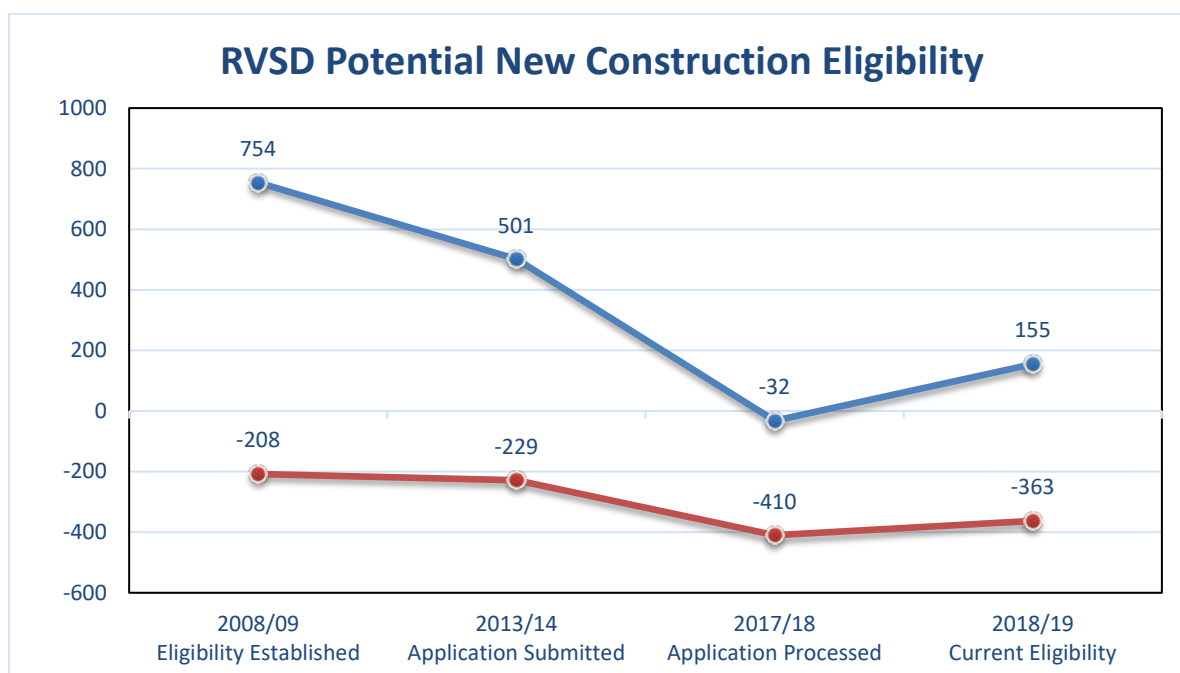
To determine new construction eligibility, a district must demonstrate that existing seating capacity within a district is insufficient to house the anticipated future enrollment generated by the enrollment projection on the Form SAB 50-01 using the Cohort Survival Enrollment Projection (Cohort) method. The Cohort is the mathematical means used to determine a district's enrollment projection. It estimates what a district's enrollment will be in five or 10 years by observing the trend of enrollment (increasing or decreasing) between grade levels, projecting that the same trend will continue for five or 10 years. This provides districts with the ability to plan future construction activities accordingly. If a district is experiencing a declining enrollment trend, any enrollment projections submitted during that time of decline would likely result in a downward projection of a district's future eligibility. If enrollment

STAFF ANALYSIS/STATEMENTS (cont.)

is trending upwards it is likely that a district's eligibility would increase to account for the projected number of additional pupils.

Analysis of the District's New Construction Eligibility

The District established eligibility in the 2008/09 enrollment period with a total of enrollment of 1,935 K-8 pupils. The District experienced enrollment growth until the 2016/17 enrollment period when it experienced declines for two consecutive years; a decline of 95 pupils the first year and 15 pupils the second year. Then in the 2018/19 enrollment period, the District experienced a 38 pupil increase. These enrollment fluctuations had corresponding impacts on the District's overall enrollment projection for each of those years. The graph below demonstrates that the District's resulting eligibility was declining and with two consecutive years of increased enrollment, the District's enrollment is now on an upward trend.

*Alternative Request - Use of 2018/19 Enrollment*

While the District has requested the Board to consider allowing it to use its eligibility at the time of the application submittal, as an alternative the District has also requested the Board to use the 2018/19 enrollment projection to generate the eligibility needed to qualify its project for SFP funding. At the time of processing in April 2018, the District submitted, and Staff processed, the District's 2017/18 enrollment projection, as required. As shown above, this resulted in a negative adjustment to the new construction eligibility baseline and the District no longer having sufficient eligibility to apply for SFP funding. As OPSC continued with the appeal process, the District's 2018/19 enrollment data became available on November 1. Thus, OPSC requested the data for comparison. The increased enrollment from 2017/18 to 2018/19 would result in positive new construction eligibility in the K-6 and Special Day Class grade levels. If approved, the District would have sufficient eligibility to justify 82 percent of the pupil grants originally requested as shown in the table below.

| | Ross Valley Eligibility Comparison | | | | |
|---------|------------------------------------|-------|------|------------|--------|
| | K-6 | 7-8 | 9-12 | Non-Severe | Severe |
| 2008/09 | 189 | (208) | 0 | 19 | 0 |
| 2017/18 | (32) | (410) | 0 | 4 | 14 |
| 2018/19 | 155 | (363) | 0 | 15 | 31 |

STAFF ANALYSIS/STATEMENTS (cont.)

Status of the Project

The District's new construction project is complete and began housing students December 4, 2013 after the application was submitted to OPSC. To fund the project at White Hill Middle School, the District raised funds locally through a school district bond (Measure A) to cover the total cost of \$24.4 million. The District states that if it does not receive this new construction funding it will not be able to complete other projects within the District that were part of its local bond.

Conclusion

Staff is providing the Board with options below to address the District's requests. Staff only supports Option 1 as it provides funding based on current enrollment (18/19) projections to generate the eligibility for facility needs using methodologies supported by SFP Regulations and Board action. This option conforms with the Board's intention of funding projects based on current facility needs at the time of application processing.

If action is not taken the Form SAB 50-04 would be returned/revoked without further Board action.

BOARD OPTIONS

Pursuant to the Rules and Procedures of the State Allocation Board, "Staff is providing the following options for the Board's consideration. A positive vote by six members is required for the Board to take action that is an alternative to Staff's administrative action. Absent a positive vote by six members of the Board, Staff's administrative action will stand and the school district's appeal will be considered closed."

Two options for the Board's consideration are presented on the following page.

BOARD OPTIONS (cont.)

Option 1

Approve the District's alternative request for use of pupil grant eligibility based on the current 2018/19 enrollment period for the New Construction funding application at White Hill Middle School.

Considerations:

- District would receive approximately \$2,131,460, absent site development, if funded at 2018 per-pupil grant level.
- District would be funded based on current need and consistent with the Board's action taken on June 5, 2017.
- If the project were approved for placement on the Unfunded List (Lack of AB 55 Loans) in 2018 using currently available eligibility, the District would receive approximately \$71,000 less than if it had been processed and funded in 2013.
- Appeal process resulted in a new enrollment period starting and 2018/19 enrollment data becoming available.

Option 2

Approve the District's request to use pupil grant eligibility available at the time of application submittal (2013) for the New Construction funding application at White Hill Middle School.

Considerations:

- District would receive approximately \$2,612,927, absent site development, if funded at 2018 per-pupil grant level.
- Project would be funded based on facility needs from a 2008/09 enrollment projection as opposed to current facility needs, which would not comply with the action taken by the Board on June 5, 2017.
- If the project were approved for placement on the Unfunded List (Lack of AB 55 Loans) in 2018, the District would receive approximately \$411,000 more than what it would have been eligible for in 2013.
- District would receive approximately \$481,000 more than Staff's supported Option 1 above.

BOARD ACTION

In considering this Item, the Board approved Option #1, which approved the District's alternative request for use of pupil grant eligibility based on the current 2018/19 enrollment period for the New Construction funding application at White Hill Middle School.

ATTACHMENT A

AUTHORITY

Education Code (EC) Section 17071.75 states in part:

After a one-time initial report of existing school building capacity has been completed, the ongoing eligibility of a school district for new construction funding shall be determined by making all of the following calculations:

(a) A school district that applies to receive funding for new construction shall use the following methods to determine projected enrollment:

...

(g) For a school district with an enrollment of 2,500 or less, an adjustment in enrollment projections shall not result in a loss of ongoing eligibility to that school district for a period of three years from the date of the approval of eligibility by the board.

SFP Regulation Section 1859.2 *Definitions* states in part:

...

"Small School District" means a school district with current districtwide enrollment reported in Part A, the continuation high pupils reported in Part C, and the Special Day Class pupils reported in Part D on the latest Form SAB 50-01, used to determine or adjust the district's baseline eligibility pursuant to Sections 1859.50 and 1859.51 or submitted separately to the OPSC, that is 2,500 or less.

SFP Regulation Section 1859.51(j) *Adjustments to the New Construction Baseline Eligibility* states:

...

(j) For Small School Districts:

(1) Decreased by any reduction in projected enrollment that follows a three-year period after the district's eligibility was approved by the Board, and either (A) or (B), as applicable:

(A) Increased/decreased by changes in projected enrollment in the 2016/2017 enrollment year using a fifth-year projection or a tenth-year projection if the Form SAB 50-01 was received at OPSC by October 31, 2017.

(B) Increased/decreased by changes in projected enrollment in subsequent enrollment reporting years following 2016/2017 using a fifth-year projection or a tenth-year projection.

(2) If the Small School District does not submit an adjustment under (A) or (B) prior to OPSC notification of its schedule to begin processing the School District's request for new construction funding that was received by OPSC on or after November 1, 2012, then the requirements of (e) shall apply.

ATTACHMENT B

AF
6-7-18

STATE OF CALIFORNIA

SCHOOL DISTRICT APPEAL REQUEST

STATE ALLOCATION BOARD
OFFICE OF PUBLIC SCHOOL CONSTRUCTION

SAB 189 (REV 10/09)

Page 2 of 2

| | |
|--|---|
| SCHOOL DISTRICT Ross Valley School District | APPLICATION NUMBER 50/75002-00-002 |
| SCHOOL NAME White Hill Middle School | COUNTY Marin |
| DISTRICT REPRESENTATIVE Rick Bagley, Ed.D | E-MAIL ADDRESS rbagley@rossvalleyschools.org |

Purpose of Request:

The Ross Valley School District is respectfully requesting the State Allocation Board to approve the District's application for funding.

Basis of Request:

- ☐ Law (Statute) _____
- ☐ Regulation _____
- ☒ Other (specify) _____

Description:

See attached.

SIGNATURE OF AUTHORIZED DISTRICT REPRESENTATIVE



DATE

6/5/2018

**ROSS VALLEY ELEMENTARY SCHOOL DISTRICT
ATTACHMENT TO APPEAL REQUEST
FORM SAB 189****REASON FOR APPEAL**

On June 5, 2017, the State Allocation Board ("Board" or "SAB") amended policies to require certain schools districts to update their eligibility during the year their applications are processed, as opposed to the year of submission, as had been the past practice since 1998. The Board recognized that enrollment projections—especially in small school districts—fluctuate significantly, meaning some districts may lose eligibility, even if they have raised local funds to construct their facilities. As such, the Board specifically requested that any school district harmed by this new policy file an appeal to address the Board on a case-by-case basis.

In every way, the loss of eligibility at the Ross Valley School District's ("District") exemplifies the concerns raised by the Board. Ross Valley is a small school district that raised revenue locally to construct critically-needed facilities and, as promised to our community, subsequently applied for state matching funds in 2013. We understood there was no guarantee of a future state bond. But we could not have predicted the Board's policy change would coincide with an anomalous enrollment fluctuation, which has resulted in nearly three-million dollars of expected reimbursements vanishing.

For the reasons described herein, the Ross Valley School District respectfully requests the SAB provide an unfunded approval for the White Hill Middle School project, Office of Public School Construction ("OPSC") Application Number 50/75002-00-002, utilizing the eligibility in effect at the time we submitted our application for new construction funding or using the alternative as described below.

BACKGROUND**District determination of eligibility**

On April 28, 2010, the SAB approved the request of Ross Valley School District, a small school district, to establish its baseline eligibility for new construction funds. The projection of enrollment is determined using the state's "cohort survival enrollment projection system."¹ The eligibility approved was:

| Grade Category | Pupils |
|------------------------------|--------|
| K to 6 | 754 |
| 7 to 8 | (208) |
| Non-severe special education | 19 |
| Severe special education | 0 |

1. SAB Program Review Subcommittee (Nov. 28, 2012), p. 4 (explaining the projection system in detail), available at: https://www.documents.dgs.ca.gov/opsc/SAB_Agenda_Items/SFP_Review_SubComm/11282012_SFP_Review_SubComm_Agenda.pdf.

Based on the School Facilities Program ("Program") regulations in effect at that time, the District's eligibility was protected, or "locked-in," for a period of three years from that date since it was a small school district with an enrollment of 2,500 or fewer pupils.² The District retained its eligibility for any application filed on or before November 1, 2013.

District application for funding

On October 28, 2013, the District filed a request for \$3.2 million in new construction funds, based on its locked-in eligibility, for the addition of nine classrooms at the White Hill Middle School. The request reflected 189 pupil grants in the K-6 category and 19 pupil grants for non-severe special education students. Since there was no new construction bond authority available at the time, the application was placed on the "Applications Received Beyond Bond Authority List," or "Acknowledged List," an informational list that is not processed for approval or apportionment by the OPSC.

Relevant changes to the School Facilities Program

Between the time the application for funding was filed in 2013 and when the OPSC began its review in 2018, two significant changes to the Program had occurred.

First, voters approved the Kindergarten Through Community College Public Education Facilities Bond Act of 2016 ("Proposition 51") to replenish the Program with \$7 billion for K-12 school facilities projects. The Proposition required the apportionment of funds to be based on the laws in effect as they read on January 1, 2015.³

Second, on June 5, 2017, the Board approved changes to the Program by requiring districts on the Acknowledged List to reestablish their new construction eligibility "for the current enrollment year," rather than basing eligibility on the year in which the application is received by the OPSC.⁴

Importantly, the Board adopted a caveat to the above rule:

[S]chool districts could address the SAB on a case-by-case basis based on OPSC's determination that a project is deemed ineligible or eligible for less funding than originally requested due to updated eligibility information. School districts would be able to appeal and have the SAB consider those issues.⁵

The SAB also approved some flexibility in the Program by allowing small school districts to reset the three-year lock using the 2016–2017 enrollment year, so long as the request was made by

2. Education Code § 17071.75, subd. (g); 2 Cal. Code Regs § 1859.51, subd. (j) (Secretary of State filing of July 1, 2013).

3. See Education Code § 17070.41, subd. (b).

4. 2 Cal. Code Regs. §§ 1859.51 and 1859.70. These regulatory amendments were approved by the Board on June 5, 2017, adopted by the Board on January 24, 2018, and filed with the Office of Administrative Law on an emergency basis.

5. SAB Agenda (June 26, 2017), "Minutes" of June 5, 2017, Board Meeting, p. 4.

October 31, 2017, or, for subsequent years, requiring the request to lock to be made before the OPSC notifies the district that it will begin processing the application.

Effects of Program changes to District

On December 4, 2017, the OPSC notified the District that it would be processing the District's request for new construction funding. As part of the notification, and in accordance with the SAB's policy change, OPSC requested the District update its eligibility for new construction funds utilizing 2017–2018 enrollment data.

The District's updated enrollment projection eliminated approximately \$3 million in state matching funding – nearly all of our \$3.2 million in expected funding. This eligibility loss represents 12% percent of Ross Valley's General Fund and 10,000% percent of Ross Valley's Capital Facilities Funds.

DISTRICT POSITION

When the Board invited appeals from districts harmed by the new requirement for updated eligibility, it may well have imagined a response from a district just like Ross Valley. Our small school district's current and drastic loss of eligibility is a direct result of an enrollment decline that occurred between the 2015–2016 and 2016–2017 enrollment years. This drop was anomalous and inexplicable.

For the following reasons, we respectfully request the Board provide an unfunded approval for the White Hill Middle School project using the eligibility in effect at the time we submitted our application.

- I. The District's 2017–2018 eligibility inaccurately reflects its actual need for pupil housing due to an anomalous enrollment drop that occurred in the 2016–2017 year.
- II. The unique circumstances at Ross Valley exemplify the concerns that motivated the Board to allow districts to appeal if they were harmed by the policy change.
- III. The Education Code and corresponding regulations require that Ross Valley be granted new construction funding based on its 2013 eligibility.

In the alternative, we respectfully request the Board to allow the District to use its 2018–2019 eligibility using the state's projection system which reflects the District's current-year need for pupil housing.

A more detailed explanation of our position follows.

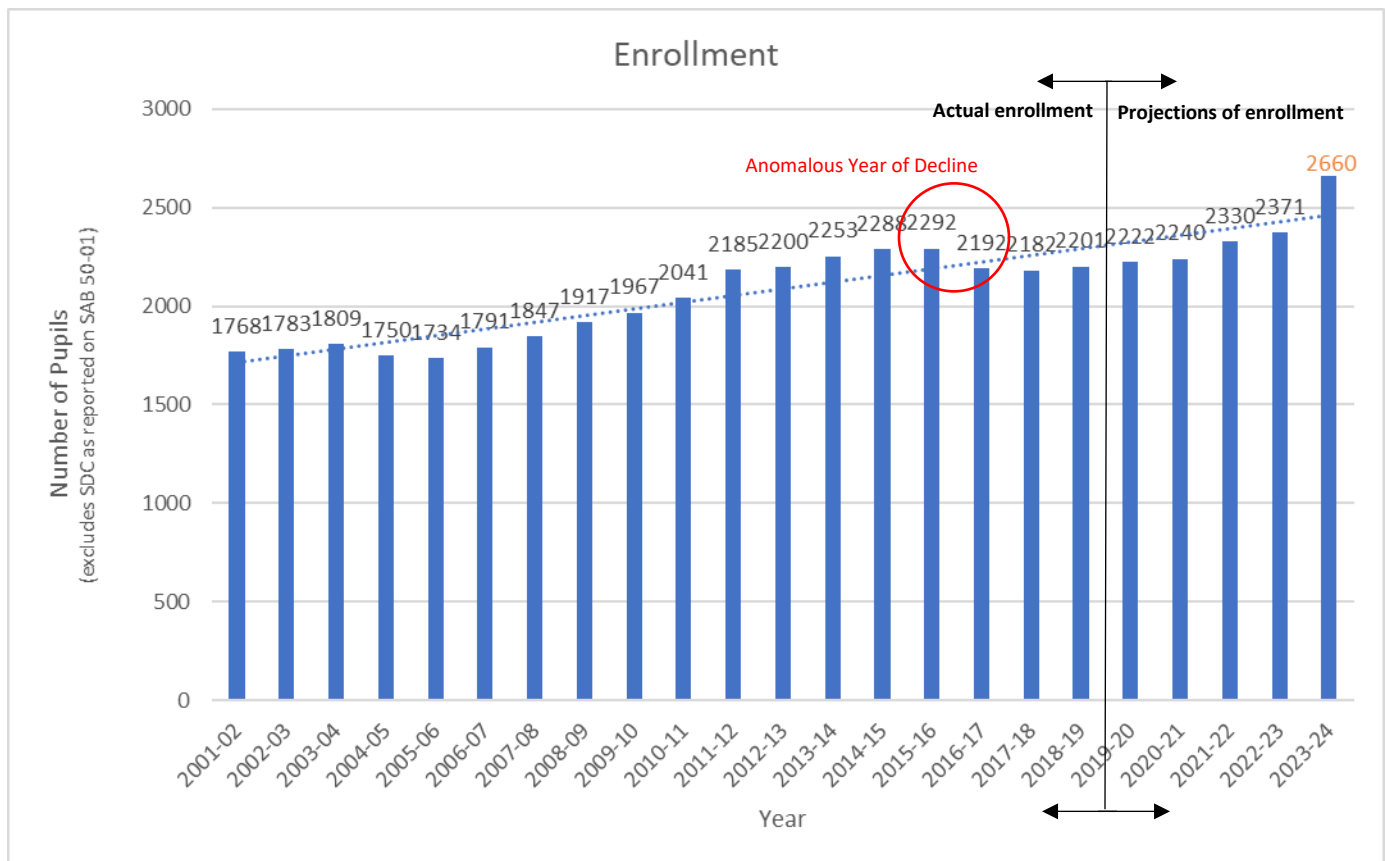
* * *

I. The District's 2017–2018 eligibility inaccurately reflects its actual need for pupil housing due to an anomalous enrollment drop that occurred in the 2016–2017 year.

Ross Valley's updated eligibility has been distorted by a recent, anomalous decline between the 2015–2016 and 2016–2017 enrollment years which results in a lack of eligibility for nearly the entire project at White Hill Middle School. Ross Valley's 2017–2018 eligibility under the Board's new policy is dramatically smaller than the robust eligibility we expected when we submitted our application in 2013 using the 2008-2009 enrollment projections.

| Grade Category | Prior Eligibility: 2010 (in pupils) | New Eligibility: 2017 (in pupils) |
|------------------------------|--|--------------------------------------|
| K to 6 | 754 | 8 |
| 7 to 8 | (208) | (392) |
| Non-severe special education | 19 | 5 |
| Severe special education | 0 | 14 |

The enrollment decline between 2015–2016 and 2016–2017 was the most dramatic swing in District enrollment projections on record. But the numbers have since stabilized, and as depicted below using the state's enrollment projection system for future years, the enrollment will continue to grow as the District has experienced in the almost last two decades.



In fact, the District is able to demonstrate eligibility for the entire project in the 2013-2014 year, as well as for a portion of the project using the current 2018–2019 enrollment, both using the state’s enrollment projection system.

| Grade Category | Prior Eligibility 2013 (in pupils) | Last Year’s Eligibility: 2017-18 (in pupils) | Current Year Eligibility: 2018-19 (in pupils) |
|------------------------------|---------------------------------------|--|---|
| K to 6 | 501 | (32) | 155 |
| 7 to 8 | (256) | (410) | (363) |
| Non-severe special education | 33 | 4 | 15 |
| Severe special education | 10 | 14 | 31 |

The current 2018–2019 projections to determine the District’s eligibility does not fully result in eligibility for all of the grants requested because the anomalous decline between the 2015–2016 and 2016–2017 enrollment years is still impacting the projections, albeit less so. However, if the anomalous decline between the 2015–2016 and 2016–2017 enrollment years is excluded from the projections as it is with the 2013-2014 projections, or by forecasting the 2019-2020 projections of eligibility, the District is able to justify almost the entire project because the anomalous enrollment decline is not factored into the projections. The exclusion of this anomalous decline demonstrates its enormous and negative impact on the District’s eligibility.

The District is using its facilities to the fullest. A new charter school is housed within eight classrooms at the White Hill Middle School campus and it is experiencing enrollment growth, which will add to Ross Valley’s enrollment totals. In the last decade, the school site’s enrollment has mushroomed from 561 students to 904, a 61% increase. In the last five years alone, the school site’s enrollment has grown from a total of 622 students to 904, a dramatic 45% increase.

II. The unique circumstances at Ross Valley exemplify the concerns that motivated the Board to allow districts to appeal if they were harmed by the policy change.

In almost every respect, Ross Valley’s loss of eligibility is emblematic of the Board’s apprehension regarding the updated eligibility requirement’s potential to harm districts in unfair ways. Notwithstanding the new policy, the Board Chair and other Members urged the OPSC to provide “explicit directions” to ensure that the “projects that might be ineligible because the eligibility requirements would come to us on appeal at the next available meeting.”⁶ This caveat was inspired by a number of concerns, all of which apply to Ross Valley’s appeal.

6. SAB Transcript (June 5, 2017), p. 74 (quoting Board Chair Eraina Ortega).

Board Concern #1:

Districts that prefunded their projects had “applied in good faith”⁷ and “played by the rules,”⁸ but, absent reimbursement, would be left “out in the wind.”⁹

Even before Ross Valley submitted its application in 2013, we knew we needed to build critically-needed facilities, even if it meant waiting for a state reimbursement. We raised funds locally through “Measure A”¹⁰ and prefunded construction at White Hills Middle School at a cost of \$24.4 million. Our community fronted the costs on the fair assumption that the state would provide matching grants if the program were to continue. Under the Board’s new rules, however, the District must now (somehow) find the means to pay for the loss in state funding.

In our small district, the lost funding (approximately \$3 million) is equal to 12% of our General Fund and 10,000% of our Capital Facilities Funds with just \$30,000 currently available. Our current outstanding bonded indebtedness is approximately 60% of our capacity, limiting our ability to attempt another bond. There is no way we will be able to carry out the other important projects listed in Measure A.

We are also concerned the new eligibility policy will cause the District to lose credibility and trust with our community, as our Measure A ballot summary stated we would qualify for state matching grants. While we were very clear in the supporting bond language¹¹ that completion of all projects would be affected by the District’s receipt of state matching funds and subject to appropriation by the Legislature or approval of a statewide bond measure, we ultimately demonstrated our eligibility. Our bond language was based on laws and regulations that clearly announced our eligibility would be based on the date an application is filed, not when the application is processed.

Like any prudent district, we understood there was no guarantee of a future state bond. But we could not have predicted the Board’s policy change would coincide with an anomalous enrollment fluctuation, which has resulted in nearly three-million dollars of expected reimbursements vanishing.

Board Concern #2:

The “unknown” number of districts that may be injured when required to update their eligibility – particularly small school districts.¹²

The Board acknowledged their decision to require updated eligibility would adversely impact an unknown number of districts, so it left open the door to appeals. Ross Valley is one of those “unknown” districts adversely impacted by the new policy.

7. SAB Transcript (June 5, 2017), p. 65 (quoting Senator Benjamin Allen).

8. SAB Transcript (June 5, 2017), p. 62 (quoting Assembly Member Patrick O’Donnell).

9. SAB Transcript (June 5, 2017), p. 63 (quoting Assembly Member O’Donnell).

10. Ross Valley School District Bond Measure A.

11. Ross Valley School District Bond Measure A.

12. SAB Transcript (June 5, 2017), p. 52 (quoting OPSC Deputy Executive Officer Barbara Kampmeiner); see also SAB Agenda (June 5, 2017), p. 558.

Like many small school districts, Ross Valley is susceptible to disproportionately large fluctuations in enrollment. When the SAB Program Review Committee studied the issue of new construction eligibility in 2012, they underscored the point: "It is possible that small school districts can be disadvantaged by their size when submitting enrollment projections. Even small fluctuations can cause a dramatic change in a district's projected enrollment and eligibility."¹³ This potential for one unusual year to distort an enrollment forecast was the rationale for allowing small districts to lock in their eligibility for three years.

At the June 5, 2017, Board Meeting, the impact to small school districts was a natural issue for the Board, given our more limited resources and enrollment fluctuations. Ross Valley's circumstances bear out this legitimate concern.

Board Concern #3

A district's reasonable expectations of receiving funding based on the district's eligibility in the year of application.

Since the inception of the School Facilities Program in 1998, school districts have counted on the Program's long-standing policy of calculating district eligibility in the year an application is received.¹⁴ The Board's past practices have consistently and reliably applied these statutory and regulatory requirements to district applications. But in June 2017, the SAB revised its policies by requiring districts to have eligibility for new construction funding at the time an application is processed. This could not have been predicted by Ross Valley.

School districts plan their projects years in advance, and unexpected changes, such as the inconsistent application of the law and regulations, create serious fiscal distress for districts. A major role of the SAB is to establish consistent and predictable practices that help school districts plan for their financial futures and facility needs.

III. The Education Code and corresponding regulations require that Ross Valley be granted new construction funding based on our 2013 eligibility.

When Ross Valley submitted its application in 2013, the Education Code and its corresponding regulations all pointed to the same fact: A district's eligibility for new construction funding is established at time the district *applies* for the funding, not at the time the district's application is processed. These rules were preserved by Proposition 51, which required its bond revenue to be apportioned based on the Chapter 12.5 statutory scheme "as it read on January 1, 2015."¹⁵

The Education Code's "year of application" methodology for determining eligibility arises in multiple times throughout the Chapter. For example, with respect to new construction eligibility projections, the Code mandates that a "school district shall calculate enrollment projections for the fifth year beyond the fiscal year *in which the application is made*."¹⁶ Likewise, a "school district that *applies* to receive funding for new construction shall use the following methods to determine

13. SAB Program Review Subcommittee (Nov. 28, 2012), p. 9.

14. See SAB Transcript (June 5, 2017), p. 52.

15. Education Code § 17070.41, subd. (b).

16. Education Code § 17071.75 (emphasis added).

projected enrollment.”¹⁷ The enrollment projection is again a function of when the district “applies,” not when its application is processed.

Proposition 51 prohibits the Board from redesigning eligibility rules in any way that differs from the Chapter 12.5 rules as of January 1, 2015. The appropriate enrollment projections were established when we demonstrated sufficient eligibility for new construction funding in 2013.

The Program’s regulations also support our understanding of the Education Code, as it read on January 1, 2015. Any funding application that had not received an approval would “receive funding under the provisions of the regulations that were in effect when the application was submitted to the OPSC.”¹⁸ The regulations in effect (2 Cal. Code Regs. § 1859.51, subd. (j)) therefore preserved Ross Valley’s eligibility status at the higher amounts.¹⁹

By incorporating previously established rules, Proposition 51 necessitates that Ross Valley be granted new construction funding based on its eligibility in 2013.

CONCLUSION

We are a small school district that raised revenue locally to construct critically-needed facilities, and to maximize its resources, applied for state funds in 2013 as promised to our community. The Board’s June 5, 2017 decision to require school districts to reestablish their eligibility resulted in significant losses to our district. The losses arise from an anomalous decline in enrollment that has since corrected course. We request to use our previous eligibility for new construction because the Board’s amended policy has had a deleterious effect on the ability of our district, and likely other small school districts, to plan for and count on state facility funding.

We, therefore, respectfully request the SAB provide an unfunded approval for our project utilizing the District’s eligibility at the time we submitted our application to the OPSC for new construction funding.

In the alternative, we request the Board to allow the District to use its 2018–2019 eligibility using the state’s projection system which reflects the District’s current-year need for pupil housing.

17. Education Code § 17071.75 (emphasis added).

18. See 2 Cal. Code Regs. § 1859.107 (Secretary of State filing of Apr. 16, 2018).

19. The District’s eligibility was approved by the SAB on April 24, 2010, allowing its eligibility for new construction funding to be locked in for three years or until October 31, 2013. The District submitted the application for funding for this project within the three-year period, on October 28, 2013.

REPORT OF THE EXECUTIVE OFFICER
State Allocation Board Meeting, December 11, 2018

SCHOOL DISTRICT DATA

School District:ISLAND UNION ELEMENTARY County:.....KINGS
Application Number:..... 50/63933-00-001, 002 School Name:ISLAND ELEMENTARY
Total District Enrollment:.....436 Project Grade Level: K-8
Financial Hardship: YES
Qualifying Financial Hardship Criteria:..... SFP Regulation Section 1859.81(c)(4)
The District qualifies for Financial Hardship pursuant to SFP Regulation Section 1859.81(c)(4). The District has demonstrated that it is financially unable to provide all or a part of the matching funds and is levying the developer fees or equal alternative revenue source justified by law. The District's bond capacity is less than \$5 million as of March 28, 2018.

PURPOSE OF REPORT

To present the District's request to approve two applications for funding based on an enrollment period that differs from the enrollment period in which the application was processed.

DESCRIPTION

The District is requesting the Board's approval of a new construction project, that consists of two funding applications for the construction of 12 classrooms and a gymnasium for placement on the Unfunded List (Lack of AB55 Loans). The District had sufficient new construction eligibility for the project at the time the funding applications were submitted in April 2014, but did not have the eligibility required to qualify for SFP funding at the time the full funding applications were processed in April 2018. Thus, the District is requesting to use its new construction eligibility that was available at the time of application submittal to support its request for new construction funding.

AUTHORITY

See Attachment A.

BACKGROUND

Island Union Elementary is located in Kings County and based on its enrollment of less than 2,501 is considered a Small School District for purposes of the School Facility Program (SFP). In April 2011, the Board approved the establishment of New Construction eligibility for the District based on the 2010/11 enrollment period. As a Small School District, its eligibility (listed below) was locked for three years until October 31, 2014.

| Island Union Elementary Established Eligibility (April 2011) | | | | |
|--|-----|------|------------|--------|
| K-6 | 7-8 | 9-12 | Non-Severe | Severe |
| 348 | 83 | 0 | 0 | 0 |

In August 2012, per the District's approved Financial Hardship status, design funding was apportioned in the amount of \$1.6 million to plan for the construction of 18 classrooms. In April 2014, the District submitted two full funding applications for the project prior to the three-year lock expiring. The two funding applications were structured as follows: the first application included eight classrooms and a gymnasium using 236 K-6 and 81 7-8 pupil grants, and the second application included four classrooms using 100 K-6 pupil grants. Due to the District's Financial Hardship status and absent SFP funding, the District did not have the funds to continue with the project.

BACKGROUND (cont.)

At that time, new construction bond authority was exhausted and the applications were placed on the Applications Received Beyond Bond Authority (ARBBA) List. In accordance with SFP Regulations, the District submitted the required board resolution acknowledging the following along with its application for funding:

- That the remaining SFP bond authority is currently exhausted for the funds being requested on these applications.
- That the State of California is not expected nor obligated to provide funding for the projects and the acceptance of the applications does not provide a guarantee of future State funding.
- That any future State bond measures for the SFP may not provide funds for the applications being submitted.
- That criteria under a future State school facilities program may be substantially different than the current SFP. The District's Approved Application(s) may be returned.
- That they are electing to commence any pre-construction or construction activities at the District's discretion and that the State is not responsible for any pre-construction or construction activities.

In November 2016 voters approved the Kindergarten Through Community College Public Education Facilities Bond Act of 2016 (Proposition 51) which provided \$3 billion for new construction.

Demonstration of Need for New Construction Projects

At the June 5, 2017 meeting, the Board took action to move all projects from the ARBBA List to OPSC's workload list and require districts to update new construction eligibility for the enrollment year in which the application is processed by OPSC in order to demonstrate current need for additional classrooms. The enrollment updates originally submitted with districts' funding applications represented eligibility or facility needs at that time. After Proposition 51 passed, the Board wanted to ensure that new bond funds were provided only for new construction projects with current facility needs. At the same meeting, the Board stated that it would consider appeals on a case-by-case basis for districts whose project(s) is deemed ineligible or eligible for less funding than originally requested due to updated eligibility information.

In accordance with the Board's action, districts are required to submit an *Enrollment Certification/Projection* (Form SAB 50-01) to update their eligibility within 90 days of receiving notification from OPSC that a project will be processed. During the notification period for this project, the District submitted the Form SAB 50-01 for the 2017/18 enrollment period. Upon processing, OPSC determined that the District could no longer demonstrate sufficient eligibility to support the funding applications. In response, the District submitted a *School District Appeal Request* (Form SAB 189) to use the eligibility it had at the time the funding applications were submitted to OPSC.

During the appeal review process, the current year enrollment data for the 2018/19 enrollment period became available. To demonstrate a current need for facilities, the District submitted a 2018/19 enrollment projection that, if approved, would generate approximately 97 percent of the funding that could have been requested on the applications requesting full funding for the project.

STAFF ANALYSIS/STATEMENTS

When the District submitted its application for design funds, it had sufficient new construction eligibility to support the project at Island Elementary School. Because Island Elementary is a Small School District, the full funding applications submitted in 2014 were based on 2010/11 eligibility in accordance with the statutory Small School District three-year eligibility lock. The initial enrollment update submitted to OPSC for the 2017/18 enrollment period did not generate sufficient new construction eligibility to qualify the project for SFP funding. Therefore, the District is requesting the Board's approval to use the eligibility it had in 2014 when OPSC received the full funding

STAFF ANALYSIS/STATEMENTS (cont.)

applications. However, the 2018/19 enrollment has since become available and supports 97 percent of the funding the District could have requested when the full funding applications were submitted. The District and Staff Positions presented below include an overview and analysis of the factors related to the change in the District's eligibility for the Board's consideration.

District Position

The full text of the District's request is included as Attachment B.

Staff Position

In April 2014, the District submitted two funding applications for its project at Island Elementary School. The first application (50/63933-00-001) consisted of construction of eight classrooms and a gymnasium/multi-use facility requesting a total of 236 K-6 and 81 7-8 pupil grants. The second application (50/63933-00-002) consisted of construction of four K-6 classrooms requesting 100 K-6 pupil grants. OPSC has determined that the District's second application is ineligible for funding for reasons not associated with the new construction eligibility adjustment that is the topic of this appeal, therefore, the following analysis compares potential funding for the first project only.

OPSC began processing the District's applications in February 2018. The District submitted a 2017/18 enrollment adjustment which resulted in the District no longer qualifying for SFP funding. Since OPSC began reviewing the appeal, the 2018/19 enrollment period began on November 1, 2018. A review of the District's 2018/19 enrollment update demonstrates that the District would have 234 K-6 and 75 7-8 pupil grants available to use, which equates to approximately 97 percent of the total amount of funding the District is requesting in its appeal for application 50/63933-00-001 or up to 13 classrooms when comparing to SFP loading standards. The following table presents a comparison of the funding options presented in this item.

| Island Elementary School Funding Comparison | | | | |
|--|------------------|-------------------------|------------------|------------------------|
| Enrollment Year | K-6 Pupil Grants | Non-Severe Pupil Grants | SFP Grant Amount | *Estimated State Share |
| 2010/11 | 236 | 81 | 2014 | \$3,199,709 |
| 2018/19 | 234 | 75 | 2018 | \$3,635,867 |

If the Board approved the District's Appeal Request, the District would receive approximately \$97,000 more than Staff's supported Board Option #1 (not including site development grants), as shown below.

| District's Appeal Request | | | | |
|----------------------------------|------------------|-------------------------|------------------|------------------------|
| Enrollment Year | K-6 Pupil Grants | Non-Severe Pupil Grants | SFP Grant Amount | *Estimated State Share |
| 2010/11 | 236 | 81 | 2018 | \$3,732,683 |

*Site development grants will be updated as needed, depending on the action taken on this item and are not included in the tables above. Staff will present the appropriate site development funding amounts at a future Board meeting, if necessary.

STAFF ANALYSIS/STATEMENTS (cont.)

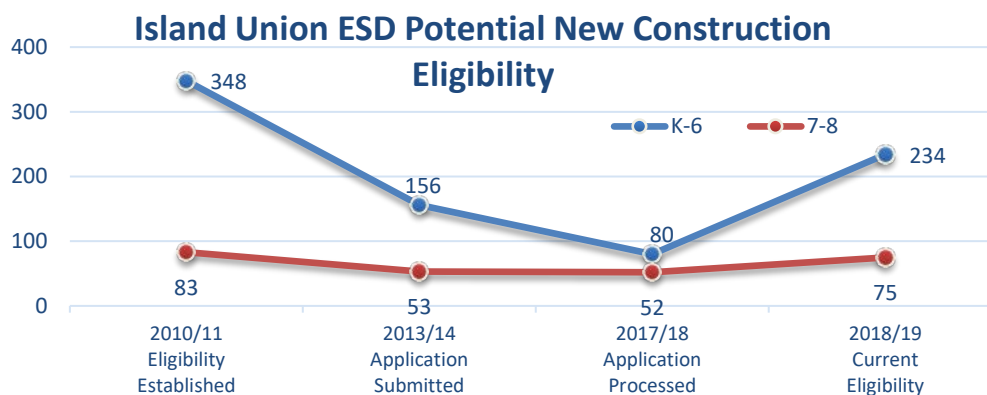
Enrollment Projections & Cohort Method

To determine new construction eligibility, a district must demonstrate that existing seating capacity within the district is insufficient to house the anticipated future enrollment generated by the enrollment projection on the Form SAB 50-01 using the Cohort Survival Enrollment Projection (Cohort) method. The Cohort is the mathematical means used to determine a district's enrollment projection. It estimates what a district's enrollment will be in five or 10 years by observing the trend of enrollment (increasing or decreasing) between grade levels, projecting that the same trend will continue for five or 10 years. This provides districts with the ability to plan future construction activities accordingly. If a district is experiencing a declining enrollment trend, any enrollment projections submitted during that time of decline would likely result in a downward projection of a district's future eligibility. If enrollment is trending upwards it is likely that a district's eligibility would increase to account for the projected number of additional pupils.

Analysis of the District's New Construction Eligibility

For grades K-5 the projection basis is the current kindergarten enrollment. Kindergarten is calculated by comparing the current kindergarten enrollment to the previous year's kindergarten enrollment, whereas all other grades compare to the previous year's enrollment of the grade level below. That is because there is no pre-school data to compare kindergarten enrollment to. In calculating the average change for each grade level the Cohort calculates and averages the enrollment, increased or decreased, based on weighting mechanisms. In the standard calculation, the most recent year is weighted the heaviest. Therefore, the prior year's kindergarten enrollment has a large impact on the enrollment projection and depending how much it increased or decreased from the prior year could determine if the district's enrollment projection results in a positive or negative outcome.

From the 2009/10 to the 2010/11 enrollment periods, the District's kindergarten enrollment increased from 30 to 48 pupils. While only increasing by 18 pupils overall, this represents a large percentage increase, which resulted in a ten-year projection of 598 K-6 and 137 7-8 pupils. Since that time the District's kindergarten grade level enrollment has fluctuated between 43-46 pupils until the 2018/19 enrollment period where the kindergarten enrollment increased to 53 pupils. The District is currently projected to have 484 K-6 and 129 7-8 pupils in ten years. Due to a lower ten-year projection, the District's resulting eligibility is much lower than what was approved by the Board in April 2011. These enrollment fluctuations had corresponding impacts on the District's overall enrollment projection for each of those years. The graph below demonstrates the District's resulting eligibility.



STAFF ANALYSIS/STATEMENTS (cont.)*Use of 2018/19 Enrollment*

While the District has requested the Board to consider allowing it to use its eligibility at the time of application submittal, the Board could consider the District's current 2018/19 enrollment projection. At the time of processing in April 2018, the District submitted, and Staff processed the District's 2017/18 enrollment projection, as required. As shown above, this resulted in a negative adjustment to the new construction eligibility baseline and the District no longer having sufficient eligibility to apply for SFP funding. As OPSC continued with the appeal process, the District's 2018/19 enrollment data became available on November 1. Thus, OPSC requested the data for comparison. The increased enrollment from 2017/18 to 2018/19 would result in positive new construction eligibility in the K-6 and 7-8 grade levels. If approved, the District would have sufficient eligibility to justify 97 percent of the 236 K-6 and 81 7-8 pupil grants it could have requested.

Status of the Project

The District's new construction project has been designed, but the District has yet to sign contracts or begin construction. Because the SFP was absent a funding source for an extended period of time, the District's Division of the State Architect plan approval has expired and the District must obtain updated plan approval prior to receiving an Apportionment. The District qualifies for Financial Hardship. Absent State funding, the District has stated that it would not be able to move forward with its project as it is currently designed, as the District does not have/has limited local funds. If the project is approved, Staff will review the District's available contribution at the time of Apportionment.

Conclusion

Staff is providing the Board with options below to address the District's request. Staff only supports Option 1, as it provides funding based on a current enrollment (2018/19) projection to generate the eligibility for facility needs using methodologies supported by SFP Regulations and Board action. This option conforms with the Board's intention of funding projects based on current facility needs at the time of application processing.

If action is not taken the Form SAB 50-04 would be returned/revoked without further Board action.

BOARD OPTIONS

Pursuant to the Rules and Procedures of the State Allocation Board, "Staff is providing the following options for the Board's consideration. A positive vote by six members is required for the Board to take action that is an alternative to Staff's administrative action. Absent a positive vote by six members of the Board, Staff's administrative action will stand and the school district's appeal will be considered closed."

BOARD OPTIONS (cont.)

Option 1

Approve the District's use of pupil grant eligibility based on the current 2018/19 enrollment period for the New Construction funding application at Island Elementary School.

Considerations:

- District would receive approximately \$3,635,867, plus site development, if funded at the 2018 per-pupil grant level.
- District would be funded based on current need, consistent with the Board's action taken on June 5, 2017.
- If the project were approved for placement on the Unfunded List (Lack of AB 55 Loans) in 2018 using current available eligibility, the District would receive approximately \$97,000 less under the SFP than the District's request under Option 2.
- Appeal process resulted in a new enrollment period starting and 2018/19 enrollment data becoming available.
- Application number 50/63933-00-002 does not qualify for funding.

Option 2

Approve the District's request to use pupil grant eligibility available at the time of application submittal (2014) for the New Construction funding application at Island Elementary School.

Considerations:

- District would receive approximately \$3,732,683, plus site development, if funded at the 2018 per-pupil grant level.
- Project would be funded based on facility needs from a 2010/11 enrollment projection as opposed to current facility needs, which would not comply with the action taken by the Board on June 5, 2017.
- If the project were approved for placement on the Unfunded List (Lack of AB 55 Loans) in 2018, the District would receive approximately \$500,000 more than what it would have been eligible for in 2014.
- District would receive approximately \$97,000 more than Staff's supported Option 1 above.
- Application number 50/63933-00-002 does not qualify for funding.

BOARD ACTION

In considering this Item, the Board approved Option #1, which approved the District's use of pupil grant eligibility based on the current 2018/19 enrollment period for the New Construction funding application at Island Elementary School. In addition, Application Number 50/63933-00-002 did not qualify for funding.

ATTACHMENT A

AUTHORITY

Education Code (EC) Section 17071.75 states in part:

After a one-time initial report of existing school building capacity has been completed, the ongoing eligibility of a school district for new construction funding shall be determined by making all of the following calculations:

(a) A school district that applies to receive funding for new construction shall use the following methods to determine projected enrollment:

...

(g) For a school district with an enrollment of 2,500 or less, an adjustment in enrollment projections shall not result in a loss of ongoing eligibility to that school district for a period of three years from the date of the approval of eligibility by the board.

SFP Regulation Section 1859.2 *Definitions* states in part:

...

“Small School District” means a school district with current districtwide enrollment reported in Part A, the continuation high pupils reported in Part C, and the Special Day Class pupils reported in Part D on the latest Form SAB 50-01, used to determine or adjust the district’s baseline eligibility pursuant to Sections 1859.50 and 1859.51 or submitted separately to the OPSC, that is 2,500 or less.

SFP Regulation Section 1859.51(j) *Adjustments to the New Construction Baseline Eligibility* states:

...

(j) For Small School Districts:

(1) Decreased by any reduction in projected enrollment that follows a three-year period after the district’s eligibility was approved by the Board, and either (A) or (B), as applicable:

(A) Increased/decreased by changes in projected enrollment in the 2016/2017 enrollment year using a fifth-year projection or a tenth-year projection if the Form SAB 50-01 was received at OPSC by October 31, 2017.

(B) Increased/decreased by changes in projected enrollment in subsequent enrollment reporting years following 2016/2017 using a fifth-year projection or a tenth-year projection.

(2) If the Small School District does not submit an adjustment under (A) or (B) prior to OPSC notification of its schedule to begin processing the School District’s request for new construction funding that was received by OPSC on or after November 1, 2012, then the requirements of (e) shall apply.

ATTACHMENT B

STATE OF CALIFORNIA SCHOOL DISTRICT APPEAL REQUEST

STATE ALLOCATION BOARD
OFFICE OF PUBLIC SCHOOL CONSTRUCTION

SAB 189 (REV 10/09)

Page 2 of 2

| | |
|--|---|
| SCHOOL DISTRICT Island Union Elementary | APPLICATION NUMBER 50/63933-00-001 and 50/63933-00-002 |
| SCHOOL NAME Island Elementary | COUNTY Kings |
| DISTRICT REPRESENTATIVE Charlotte Hines | E-MAIL ADDRESS charlottehines@island.k12.ca.us |

Purpose of Request:

The District is requesting approval and funding for new construction projects 50/63933-00-001 and 50/63933-00-002.

Basis of Request:

- ☐ Law (Statute) _____
- ☐ Regulation _____
- ☒ Other (specify) Harmed by Revised Regulations

Description:

On April 20, 2018 the OPSC sent a letter stating these projects are being returned to the District due to lack of new construction eligibility. The District first established eligibility using the 2010/11 year data, at which time the District had 303 students, which was approved on 4/27/11 for 348 K-6 and 83 7-8 grants. Project 001 was submitted as a financial hardship project for a total of 317 grants and the design funds of \$1,588,339 were approved on 12/14/11 and apportioned on 6/27/12.

At that time an architect was hired and the plans were drawn. This project plans included a Gym and 12 classrooms. The plans were approved by DSA on 3/5/14. The projects were submitted for construction funding on 4/24/14 which was within the 3 year window of when the original eligibility was approved. Project 001 is for the gym and 8 classrooms and Project 002 is for 4 classrooms.

The District now has 415 students (an increase of 112 since the process started) and has had to rent portables to house the students. However, the current 2017/18 SAB 50-01 only shows eligibility for 132 grants which resulted in the project being denied since the project has less than 50% of the eligibility originally requested. The district enrollment increased by 28 students just in the past year.

This project is critical for this small one school district. There are now 10 portables on the campus and only 9 permanent CR. The new classrooms are needed to provide adequate housing the students and the Gym/Cafeteria is needed as the school does not currently have indoor space for the PE program. Since this school is in the central valley, temperatures can be in excess of 100 degrees during the school year. The District is also in line for funding for modernization work on this campus that will update the older facilities and convert the small old cafeteria into classroom space. However, that project cannot move forward without the new construction project being funded.

Due to the growth that is occurring and the critical need for facilities, and the inability for the District to pay for its facility needs without State assistance, we respectfully request for approval of this project using the original eligibility which would have been allowed had OPSC been processing applications at the time this project was submitted.

SIGNATURE OF AUTHORIZED DISTRICT REPRESENTATIVE



DATE

5/22/18

ATTACHMENT B

August 1, 2018

Tracy Sharp, Supervisor

OFFICE OF PUBLIC SCHOOL CONSTRUCTION

Department of General Services

707 3rd Street, 6th Floor

West Sacramento, CA 95605

Re: Island Union Elementary School District, Kings County
Appeal Request – Supplemental Information

Dear Mrs. Sharp:

The District has additional information in support of the appeal.

Eligibility

The District became a Charter District in 2000. This allowed students from outside the District to enroll if there was enough room. This has created a demand each year that the District has tried to accommodate with residents getting first priority. Growth has been steady and the District has had to lease five additional portables and convert the Music/Band Classroom and Computer Lab into classrooms to accommodate the growth. There is currently a waiting list for 17 kindergarteners and over the last seven years this list has contained between 14 and 20 which the District was unable to accommodate. The eligibility calculations do not reflect the actual growth needs of the District. 2018-19 enrollment increases should be enough to generate sufficient eligibility to allow this project to move forward. This information will be provided when it becomes available.

Existing Facilities

In addition to the requested classrooms the District needs a Gymnasium to provide space for the PE program and to help accommodate the lunch service needs. The existing Cafeteria cannot accommodate all students with three lunch periods a day; adding a fourth lunch period compounds curriculum and cost challenges due to growth. Inclement weather and hazardous air quality concerns require remaining students to eat in their classrooms during these times. The District also struggles to maintain adequate restroom facilities to accommodate the growth. The request for eight new classrooms is the minimum required to have two classrooms per grade level plus one TK Classroom and restore the Band/Music Classroom and Computer Lab.

Additional Costs

The District has incurred additional interim housing costs due to the delay in funding totaling \$506,140 through 2018/19. The District has incurred additional design costs due to the delay in funding totaling \$226,980. The District requests additional funding for these additional costs as they are a hardship district.

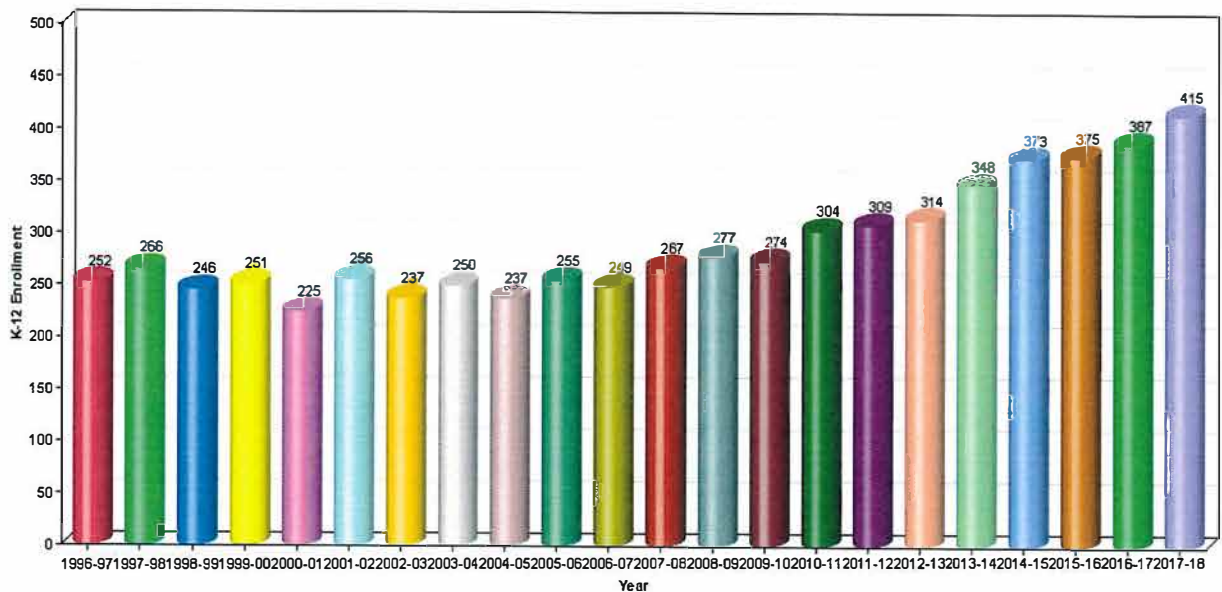
Modernization Project

- The Modernization project was tied to the New Construction projects due to school growth needs and its casual sequence on the remaining campus, beginning with the new Gymnasium building.

ATTACHMENT B

- The new Gym can be used for a larger cafeteria and includes a new kitchen that supports that population.
- The existing Cafeteria/Kitchen building can now be repurposed into the Administration Office/Library which needed to grow to support a larger student population.
- The existing Administration building accommodates new additional staff restrooms, a teacher work room and two pull-out rooms.
- Without the new Gymnasium Building, the entire Modernization project could not be built as currently designed.

Island Union Elementary Historical Enrollment



ChartDirector (unregistered) from www.advssofteng.com

REPORT OF THE EXECUTIVE OFFICER
State Allocation Board Meeting, December 11, 2018

SCHOOL DISTRICT DATA

| | | | |
|--|--------------------------|--------------------|------------------|
| School District: | CENTRAL UNION ELEMENTARY | County:..... | KINGS |
| Application Numbers:..... | 57/63883-00-001 | School Names:..... | AKERS ELEMENTARY |
| Total District | | Grade Levels:..... | K-6 |
| Financial Hardship:..... | | | TBD |
| Last Approved Local Bond Measure:..... | | | N/A |
| Qualifying Financial Hardship Criteria:..... | | | TBD |

PURPOSE OF REPORT

To present the District's requests for the following:

1. To receive an expedited Unfunded Approval for the Akers Elementary School Modernization project, and
2. Financial Hardship status based upon "other evidence of reasonable effort as approved by the State Allocation Board."

DESCRIPTION

Akers Elementary Modernization Project – Expedited Unfunded Approval

The District is requesting to receive an expedited Unfunded Approval outside of the normal processing timeline to reduce the timing necessary to access full funding for Application Number 57/63883-00-001. Due to the time limits involved with the Public School on Military Installations (PSMI) grant program, the District must submit verification to the Department of Defense (DOD), Office of Economic Adjustment (OEA), that local matching funds are available. Normal processing timelines would exceed the District's deadline to provide the necessary proof of matching funds and the ability to complete the construction of the project. The State's share of the Modernization project, excluding Financial Hardship funding, is \$4.13 million.

The full text of the District's appeal request for an expedited Unfunded Approval is included as Attachment A.

Financial Hardship Status – Other Evidence

On October 17, 2018, the District submitted a request for Financial Hardship funding as part of their expedited Unfunded Approval request. The Office of Public School Construction (OPSC) reviewed the request and determined the District:

- Has long-term debt at 0% of debt capacity, which is below the 60% threshold,
- Has not passed a Proposition 39 bond measure within the last two years, and
- Has a debt capacity of \$5,584,120 which is in excess of the \$5 million threshold.
- Currently has a developer fee set at the Level 1 fee. Therefore, the District is considered to be levying the maximum developer fee under the law.

As a result, the District is not eligible for Financial Hardship assistance under standard criteria. The District is therefore requesting consideration for Financial Hardship status based on "other evidence". The District's share of the Modernization project is \$2.76 million. If approved, the District would contribute \$30,908 towards the project and the Financial Hardship grant would be \$2.73 million.

The full text of the District's appeal request for Financial Hardship status is included as Attachment B.

AUTHORITY

See Attachment C.

BACKGROUND

In 2010, the DOD assessed the condition and capacity of 157 of the 160 public schools on military installations. Three of the 160 public schools were not included in the assessment because they were built within the last year. Based on the findings of the physical assessment, the DOD developed a priority list of public schools on military installations with the most serious condition and/or capacity deficiencies. In 2011, and after the DOD assessment of all schools serving or located on military bases throughout the nation, Akers Elementary was found to be the 25th school most in need of assistance. In April 2016, the District was awarded a DOD grant and began planning the federal project. Following plan approval, in July 2018, the District was awarded the remaining DOD grant to begin construction of the project.

At the April 2012 meeting, the State Allocation Board (Board) established the Department of Defense Sub-Committee. The purpose of the Board's Sub-Committee was to look at funding options to assist all California school districts with DOD schools in meeting their 20 percent matching share requirement. At the June 2012 DOD Sub-Committee meeting OPSC presented an analysis of the potential School Facility Program (SFP) funding options that all school districts could apply for use towards meeting the 20 percent match requirement. The recommendations of the sub-committee were presented to the Board at the August 2012 meeting. These recommendations included consideration of SFP Regulations changes for DOD projects to provide preliminary apportionments and recommending to the Legislature that future bond funds be made available specifically for DOD schools. In considering the recommendation, the Board elected to recommend to the State Legislature to provide funding for military base schools in California in the next bond proposal in order to cover the total need for these types of projects. Ultimately, bills proposed by legislative members failed to move forward.

The DOD grant for the District will address both condition and capacity issues identified by DOD at Akers Elementary School. Total project costs were estimated to be approximately \$27.1 million with DOD providing \$21.1 million with the District covering the difference, including cost overruns. In August 2018, the District solicited construction bids and held bid openings in early October. The lowest successful bid came in at \$33 million for construction costs only; when accounting for other costs, the total estimated project cost has escalated to \$36.6 million.

Initially, the District was able to cover the DOD matching share utilizing general fund monies until the state reimbursed the school district for the Modernization project; however, the higher bids leave the District with a shortfall of approximately \$9.6 million. Expedited approval of the District's Modernization project, with financial hardship funding, will assist the District in meeting the shortfall. The District has requested and secured a written commitment from the low bidder that will secure and hold the submitted bid for 90 calendar days from the original bid date of October 11, 2018.

STAFF ANALYSIS/STATEMENTS

There are two topics for Board consideration. The first topic pertains to an expedited Unfunded Approval for the Akers Elementary Modernization application, with the second topic pertaining to the District's request for Financial Hardship status under "other evidence". Below is an analysis of the topics surrounding the District's request along with options for Board approval.

Topic 1 - Expedited Unfunded Approval

District's Position

In its *School District Appeal Request* (Form SAB 189) the District states, "The District holds a DSA approved project, has the Federal grant award, is poised to proceed with this 'shovel ready' project, and is prepared to enter into a contract with the low bidder to begin construction and modernization for this campus."

STAFF ANALYSIS/STATEMENTS (cont.)

“The Federal Government desires to infuse these constructions dollars into the California economy, while at the same time addressing needed facility issues for California school children. However, without consideration of advanced funding from the SAB, this project will not proceed, and the District stands to miss out on millions in Federal funding to address the concerns for the Akers facility.”

The full text of the District's position can be found as Attachment A.

Staff's Position*Expedited Unfunded Approval for Modernization Project*

As of October 31, 2018, there are 767 Modernization projects representing \$1.65 billion that are in line to be processed ahead of the Akers Elementary Modernization project. Should the Board approve the District's request, it would be processed ahead of the above-mentioned projects that were submitted prior to OPSC receiving the District's application. All Facility Hardship projects will still be processed ahead of all Modernization projects. Sufficient modernization bond authority exists so that no school district with a project currently on OPSC's Workload List would lose the opportunity for bond authority as a result of expediting the approval of this application.

An expedited Unfunded Approval will result in the District qualifying to participate in the current Priority Funding filing period which began November 14, 2018, and will close December 13, 2018. Upon receipt of the Priority Funding request letter, the District will then be eligible to receive an Apportionment contingent on a spring bond sale.

Due to the unique circumstances of this project and the need to provide verification to the DOD of available matching funds, Staff is recommending that the District receive an expedited Unfunded Approval for full funding for the Modernization project, included as Attachments D1 and D2. This action would be consistent with the Board's May 2018 approval of Muroc Unified School District's SFP projects on Edwards Air Force Base in Kern County.

Topic 2 – Financial Hardship Qualification**District's Position**

In its *School District Appeal Request* (Form SAB 189), the District states that the purpose of its request is as follows:

The Central Union Elementary School District is seeking Financial Hardship status under “other evidence”. The District's unique community includes two federal properties and the remaining rural unincorporated other areas within the District Boundaries significantly limit the district's financial options for facility modernization.

To support the request, the District provided a detailed narrative to describe their circumstances and additional relevant information which is included as Attachment B

The main points of the District's request for Financial Hardship under Other Evidence are as follows:

- The District has not previously attempted a bond because prior to and including the 2016/2017 fiscal year (the year in which the design funding application was submitted for this project), the District would have qualified for Financial Hardship assistance as the total bonding capacity was under \$5 million. The current bonding capacity is \$5.6 million, which is just slightly over the threshold.

STAFF ANALYSIS/STATEMENTS (cont.)

- The \$5 million threshold for Financial Hardship was set in 1998 and has remained unadjusted for inflation or for changes in statewide assessed valuation over the past 20 years.
- It would not be reasonable for the District to attempt a bond that would address all four schools in the District. Two schools are on the Naval Air Station, and one is adjacent to tribal land. 82% of the student population lives in non-taxable areas (either federal property or outside the District boundaries, but attending schools in district using the employment residency option allowed under Education Code). For the remaining 18% of the District which is located in the town of Stratford, the median household income is \$24,167 which is less than the median annual income of the United States.
- The District cannot afford to take on debt, as “Maintaining the district reserves is also key to moving forward on the facility projects, as the Federal PSMI grant is a reimbursement program. Thus, the district must have sufficient cash on hand to avoid borrowing and to make timely payments while awaiting reimbursements and avoiding construction delays.”
- The District is levying the maximum developer fees, but this amounts to only \$8,166 per year.

In summary, “All of the information within this brief overview confirms and underscores the District’s challenges with school construction funding. Central Union’s smaller size, rural location, substantial impact of the federal presence, and the disadvantaged community precludes the standard district facility funding mechanisms.”

Staff’s Position*Financial Hardship Qualification*

School districts may qualify for the Financial Hardship program by levying the maximum developer fees allowed by law and by meeting one of the following criteria:

- A successful Proposition 39 bond measure approved for the maximum amount allowed within the two previous years,
- Total district bonding capacity of less than \$5 million, or
- A bonding indebtedness of at least 60 percent of the district’s total bonding capacity,
- Other evidence as approved by the Board.

Local Bond Measure

The District has not passed a local bond measure in the last two years. According to the District, 82 percent of the students either live on the military installation, reservation, or reside in other communities outside the District boundaries. Consistent with information from other school districts with schools on military installations, the local bond measure debt would fall primarily upon a small percentage of the overall student population.

Total Bonding Capacity

Staff has confirmed that the District’s total bonding capacity is \$5,584,120 million which is in excess of the \$5 million threshold set in statute. The \$5 million threshold has existed since the inception of the SFP and cannot be adjusted by the Board as it would require a statutory change.

STAFF ANALYSIS/STATEMENTS (cont.)*Debt Capacity*

The District's current bonded indebtedness is at 0 percent, below the 60 percent requirement of SFP Regulation Section 1859.81(c)(1). The District has stated that maintenance of General Fund reserves is key to moving forward on the PSMI facility project and they avoid borrowing to ensure cash is on hand to make timely payments while awaiting reimbursements. The District shares that the budget is limited which is further demonstrated by the fact that 30 percent of the budget is subsidized through the Federal Impact Aid program. Staff would note that most districts that qualify for Financial Hardship using the criteria for 60% bonded indebtedness achieve this through the issuance of local bonds; the District is challenged in issuing local bonds as noted above.

Developer Fees

The District currently charges developers the lowest fee, Level I, which will provide an average of \$8,166 per year. It does not charge Level II fees because it does not meet the criteria in the statute to do so. A district may only charge the Level II fee when it makes a timely application to the Board for new construction funding, conducts a School Facility Needs Analysis pursuant to Government Code, and satisfies other statutory requirements. Therefore, at this time the District is collecting the maximum amount of developer fees possible, as is required per SFP Regulation to qualify for Financial Hardship status.

Other Evidence as Approved by the State Allocation Board

The District has requested consideration under the "other evidence" of reasonable effort provision, which requires Board approval. Staff has provided an overview of the District's financial condition for the Board's consideration of its request. While there are no set criteria to qualify for Financial Hardship status under "other evidence", the Board has considered the following circumstances in the past:

- The district's level of financial indebtedness. For example, a loss of previous revenue streams such as the loss of federal funding when a local army base closed.
- If the district is in jeopardy of becoming financially insolvent; for instance, when a district receives a qualified or negative certification by its local county office of education.
- The inability to pass a local bond measure.

Qualification Status

Because the District is appealing the decision of the initial Financial Hardship review, Staff proceeded with the phase two of the Financial Hardship review to proactively determine the amount of local funds that would be potentially available for the project, and the amount of Financial Hardship assistance necessary should the Board grant the District's appeal. Staff has confirmed that the District has only \$30,908 to contribute towards the project.

Based on the above criteria, OPSC has determined that the District does not meet the minimum qualifications for Financial Hardship status under the standard provisions in SFP Regulation Section 1859.81. If the Board granted Financial Hardship approval status under "other evidence" then the State will fund the District's share, up to 100 percent of the total eligible project costs.

There have been ten prior requests for Financial Hardship status under "other evidence" considered by the Board. Each district presented unique circumstances surrounding its request. Of these, three were approved as requested and three partially approved. The remaining four were not approved. A summary of these items and the outcome is included as Attachment E.

STAFF ANALYSIS/STATEMENTS (cont.)

Conclusion

Staff is unable to administratively approve either of the District's requests.

Due to the unique circumstances associated with the limited timeframe to provide DOD with proof of matching funds, Staff supports the District's request for both an expedited Unfunded Approval and Financial Hardship status under "other evidence".

Typically, Staff only supports an accelerated timeline to process an Application in the most severe circumstances. An expedited Unfunded Approval for the Akers Elementary Modernization project would commit bond authority to the project and would assist the District in meeting its matching obligation for the DOD project. Staff also supports the District's request for Financial Hardship status under "other evidence". The ability of the District to leverage DOD funding is consistent with the Board's prior action for Muroc Joint Unified School District in May 2018.

BOARD OPTIONS

Pursuant to the Rules and Procedures of the State Allocation Board, "Staff is providing the following options for the Board's consideration. A positive vote by six members is required for the Board to take action that is an alternative to Staff's administrative action. Absent a positive vote by six members of the Board, Staff's administrative action will stand and the school district's appeal will be considered closed."

Accelerated processing of the Akers Elementary School Modernization Project, Application Number 57/63883-00-001.

Request to expedite processing the District's Application ahead of 767 Modernization projects.

Option 1 – Grant the District's appeal and approve the District's request for Financial Hardship status based on "other evidence". Approve the Unfunded Approval for this application, in the amount of \$6,857,604, as shown on Attachment D1.

Option 2 – Grant the District's appeal and deny the District's request for Financial Hardship status based on "other evidence". Approve the Unfunded Approval for this application, in the amount of \$4,133,107, as shown on Attachment D2.

BOARD ACTION

In considering this Item, the Board approved Option #1, which granted the District's appeal and approved the District's request for Financial Hardship status based on "other evidence." This action also includes an Unfunded Approval in the amount of \$6,857,604, as shown on Attachment D1.



ATTACHMENT A

CENTRAL UNION SCHOOL DISTRICT

15783 18th Avenue • Lemoore, CA 93245
(559) 924-3405 • FAX (559) 924-6983
www.central.k12.ca.us

2018 NOV -5 PM 12: 51

Thomas Addington, M.A., Superintendent

BOARD OF EDUCATION

October 28, 2018

MAIL ROOM

Trustee Area 1
Dale Davidson

Michael Watanabe
Chief, Program Services
Chief, Administrative Services

Trustee Area 2
Jeff Gilcrease

Office of Public School Construction
State of California » Department of General Services
707 Third Street, West Sacramento, CA 95605

via electronic mail

Trustee Area 3
- Vacant -

Dear Mr. Watanabe,

Trustee Area 4
Casey Fisher

Please find enclosed in this correspondence Central Union Elementary School District's official appeal for financial hardship consideration as well as consideration for acceleration on the unfunded approval list. Central Union Elementary has recently received a Federal funding award under the Public Schools on Military Installation grant, however, construction bids have exceeded both District and Federal allocation levels. With OPSC assistance, the District should be positioned to continue with the project and modernize the Admiral Akers School for the benefit of the students and the community for many years to come.

Trustee Area 5
Ceil Howe, III

Should additional information from the District be necessary, please do not hesitate to contact me.

I appreciate the expeditious processing of our request and look for to additional communication from your department.

Most Sincerely,

Thomas Addington, M.A.
Superintendent

ATTACHMENT A

Email Attachments:

- 1) SAB 189 Central Union Appeal – Other Evidence Financial Hardship
- 2) SAB 189 Central Union – Unfunded Approval Information
- 3) Sub folder: Financial Hardship Checklist I
 - a) Checklist I
 - b) Developer Fee Board Resolution
 - c) OPSC Phase I Fail letter
- 4) Subfolder: Financial Hardship Checklist II
 - a) Checklist II
 - b) Section I-G Funding
 - c) Section I-H Interfund Schedule
 - d) Section I-H Interfund Transfer
 - e) Section II-C Financial Hardship Project Worksheet
 - f) Section II-D Fund Worksheet
 - g) Section II-E Trial Balance
 - h) Section II-F General Ledger
 - i) Section II-I SFP Project List
 - j) Section II-J List of Expenditures
 - k) Section II-K Encumbrances
 - l) Section II-K SIMPBK contract
 - m) Section II-K VANIR contract
 - n) Section II-M 2015-16 Audit Report
 - o) Section II-M 2016-17 Audit Report

ATTACHMENT A

STATE OF CALIFORNIA

SCHOOL DISTRICT APPEAL REQUESTRECEIVED
OFFICE OF PUBLIC
SCHOOL CONSTRUCTIONSTATE ALLOCATION BOARD
OFFICE OF PUBLIC SCHOOL CONSTRUCTION

SAB 189 (REV 10/09)

Page 2 of 2

2018 NOV 5 PM 12:51


| | |
|---|--|
| SCHOOL DISTRICT Central Union Elementary School District | APPLICATION NUMBER 57/63883-00-001 |
| SCHOOL NAME Admiral Akers Elementary School | COUNTY Kings |
| DISTRICT REPRESENTATIVE Thomas Addington, Superintendent | E-MAIL ADDRESS taddingt@central.k12.ca.us |

Purpose of Request:**Basis of Request:**

- ☐ Law (Statute) _____
- ☐ Regulation _____
- ☒ Other (specify) Unfunded Approval Request

Description:

The Admiral Akers project has received a preliminary federal funding for 80% of the construction funds under the Department of Defense (DOD) grant program, Public Schools on Military Installations (PMSI), administered by the Office of Economic Adjustment (OEA); as a requirement the school District is to provide 20% matching funds. Central Union Elementary School District is in a rural location in Central California, and is constrained with the ability to secure local funds based upon having two federal non-taxable properties within District boundaries. Central Union Elementary has a limited ability to provide the matching funds based upon situational circumstances. The only viable realistic option is to request supportive funds from state programs. For this request, that includes the School Facility Program (SFP) along with an aforementioned Financial Hardship Waiver Request. The District has already received confirmation of OEA funding, however, recent construction bids which have been received were substantially over the budget estimation based upon present construction market factors. The scope of the District project is within the requirements of the Federal DOD Facility Condition Assessment Report, and has not exceeded the scope of that analysis. The District is also diligently working with the Federal Government to secure funding assistance beyond the original offering, in order to complete this project for the community of NASL and to address the areas of school facility deficiency which were highlighted in that report. Critical to the District's position is the fact that the PMSI grant program is time sensitive and requires available matching funds in order for the OEA to approve the DOD grant. Without immediate attention and assistance, the timing to secure the necessary funds from the SFP will far exceed the District's ability to provide the necessary grant match, thus forfeiting millions in school facility construction which is being offered by the Federal Government. Central Union Elementary School District is requesting an immediate Unfunded Approval in order to proceed with the approved project to address condition and capacity issues at Admiral Akers School, and to quantify the state funds in order to provide proof of match funds to the OEA.

| | |
|--|------------------|
| SIGNATURE OF AUTHORIZED DISTRICT REPRESENTATIVE  | DATE 10/28/18 |
|--|------------------|

Priority Unfunded Approval Consideration - OPSC

The priority funding process was created to allow projects that receive unfunded approval by the State Allocation Board (SAB) and are placed on the Unfunded List (Lack of AB 55 Loans) to obtain an apportionment with accelerated timelines.

In 2010, Admiral Akers Elementary School was one of 160 schools evaluated and rated by the Department of Defense (DoD). Subsequently, on April 15, 2011, Public Law 112-10, Section 8109, DoD Full-Year Appropriations Act was signed into law.

This provision provided the DoD special authorization and appropriated "funds to construct, renovate, repair, or expand elementary and secondary public schools located on military installations in order to address capacity or facility condition deficiencies" to ensure the children of service members are learning in safe, modern, and efficient facilities that meet the local standard. The Secretary of Defense identified the Office of Economic Adjustment (OEA) to administer the grant funding under the Public School on Military Installations (PSMI). OEA developed a prioritized list, approved by the Deputy Secretary of Defense in 2011 (2011 Priority List), which assigned priorities to those schools on military installations that have the most serious capacity or facility condition deficiencies. That 2011 Priority List combined with appropriations received in Fiscal Years 2011, 2012, 2013, 2015, and 2018).

Admiral Akers Elementary School is ranked twenty-fifth (No. 25) on the "Public Schools on Military Installations Priority List," approved by the Secretary of Defense. Of all the schools in the DOD Public Schools on Military Installations Program, Admiral Akers Elementary School had the fifth most severe student capacity condition. The original Admiral Akers Elementary School was designed for a smaller enrollment, but over the years the enrollment has increased and continued to grow.

Under the PSMI program, approved projects are funded at 80% from the Federal Government, and the approved LEA is required to contribute the remaining funds for project completion. As part of the PSMI program, LEAs have the duty to provide a matching share equal to not less than twenty (20) percent of the total project cost. For the matching contribution, LEAs may use other non-Federal funds (State, local or private contributions) committed to or available for the project to meet the matching share requirement.

An additional variable in the Admiral Akers project is the fact that Naval Air Station Lemoore was selected for expansion to the air wing. After more than three years of scrutiny and analysis, the Navy announced in October 2014 that Naval Air Station Lemoore will be the master jet base installation for West Coast operations and will be

the permanent home to the F-35C Joint Strike Fighter aircraft. According to the environmental study, the new jet squadrons will bring 751 military and civilian personnel, plus about 1,569 dependents – a total of around 2,320 people – to the Lemoore area by 2025. The installation is undergoing a standup with their facilities as these service member population increase. The District is presently experiencing a modest growth to enrollment, which further exacerbates the capacity issues on the Akers campus.

In April 2015, the District received an invitation to apply for grant consideration through the PSMI program operated under the Office of Economic Adjustment. The District submitted an application for \$1,669,618 (\$1,335,694/Federal, \$333,924/LEA) for pre-construction design activities to address the overall deficiencies and needs described in the DoD report project to renovate and modernize Admiral Akers Elementary School. The District compiled and submitted an application, and was awarded design funding in April 2016. For the past two years, the District developed the plans and scope of the project based upon the initial DoD deficiency findings. All aspects of the project (design and bid documents) are finalized, and the District holds a DSA approved plan ready to commence.

Following plan approval, Central Union submitted the subsequent grant application from OEA for construction funding. The District filed a successful Federal application under the PSMI program for construction and was awarded this grant on July 27, 2018.

The budget for the Admiral Akers School project was estimated at \$27.1 million. As noted previously, the PSMI program stipulates that the funding will be provided at an 80% (OEA)/20% (LEA) ratio. The District was awarded \$21.1 million in federal financing under the OEA grant to apply toward the overall cost, and the District is required to contribute the remaining cost of the project budget at \$5.4M. Additional grant requirement stipulations indicate that any additional expense beyond the 80% funding agreement which may be incurred related to the project rests with the responsibility of the LEA. The Federal Project terms and agreements contain a specific reference that any project cost overruns which exceed the estimated total project cost are the responsibility of the grantee to provide the additional funding needed to complete the project. The allocation from the Federal Government is limited and bound by the grant agreement.

The District solicited construction bids in August 2018 and held bid openings in early October. Each submitted proposed bid was significantly outside the estimated budget for the project. The lowest successful bid came in at \$33 million for construction costs only. When adding in the remaining project costs associated with the overall budget, the total program cost has escalated to \$36.7M. Under the PSMI

program, the stipulated agreement requires the District to cover any excess cost beyond the OEA contribution. The District has already committed 20% of the project at \$5.4M. Under the OEA rules, the District must cover the cost escalation of the project with an additional \$9.6M.

As a result of the cost of bids received, and the budget override, the District is presently in a holding pattern while investigating other funding options for consideration so that this project may continue.

The District holds a DSA approved project, has the Federal grant award, is poised to proceed with this 'shovel ready' project, and is prepared to enter into a contract with the low bidder to begin construction and modernization for this campus. The Federal Government desires to infuse these construction dollars into the California economy, while at the same time addressing needed facility issues for California school children. However, without consideration of advanced funding from the SAB, this project will not proceed, and the District stands to miss out on millions in Federal funding to address the concerns for the Akers facility.

The District has requested and secured a written commitment from the low bidder that they will secure and hold the submitted price for 90 calendar days from the original bid date of October 11, 2018. The construction market continues to be volatile with unpredictable pricing fluctuations according to several sources affiliated with public school construction. The low bid company urged the District to resolve the budgetary challenges for timely resolution in order to avoid continued cost escalation.

With the assistance of the SAB and granting the District immediate Unfunded Approval status to secure the modernization eligibility funding, the District will be able to proceed with this project, secure millions of Federal construction dollars, resolve the school facility needs, and provide the necessary improvements to this campus for years to come. The Central Union District is requesting the SAB consider an immediate and accelerated Unfunded Approval for the District for this project to proceed.

ATTACHMENT B

STATE OF CALIFORNIA

SCHOOL DISTRICT APPEAL REQUESTRECEIVED
OFFICE OF PUBLIC
SCHOOL CONSTRUCTIONSTATE ALLOCATION BOARD
OFFICE OF PUBLIC SCHOOL CONSTRUCTION

SAB 189 (REV 10/09)

Page 2 of 2

2018 NOV -5 PM 12:51

| | |
|---|--|
| SCHOOL DISTRICT Central Union Elementary School District | APPLICATION NUMBER 57/63883-00-001 |
| SCHOOL NAME Admiral Akers Elementary School | COUNTY Kings |
| DISTRICT REPRESENTATIVE Thomas Addington, Superintendent | E-MAIL ADDRESS taddingt@central.k12.ca.us |

Purpose of Request:**Basis of Request:**

- ☐ Law (Statute) _____
- ☒ Regulation 1859.51 - other evidence _____
- ☐ Other (specify) _____

Description:

The Central Union School district is seeking Financial hardship approval from the Office of Public School Construction for modernization/construction of a project to commence at Admiral Akers Elementary School located on Naval Air Station Lemoore. Within the boundaries of the Central Union School District are two federal properties, the Santa Rosa Rancheria and NAS Lemoore, creating challenges with the District's ability to seek local bond pursuits for the purposes of facility modernization. The District is seeking funding for this project through the State modernization program. This state program and the associated financial hardship waiver request will assist the District in meeting the match requirement of 20% under the Public Schools on Military Installations Federal grant program operated under the Office of Economic Adjustment.

SIGNATURE OF AUTHORIZED DISTRICT REPRESENTATIVE

DATE

10/28/18

Financial Hardship Waiver – OPSC

The Central Union Elementary School District is seeking financial hardship status under other evidence. The District's unique community includes two federal properties and the remaining rural unincorporated other areas within the District Boundaries significantly limit the district's financial options for facility modernization.

The Central Union School District is situated in the heart of the San Joaquin Valley, in rural Kings County, one of the nation's most fertile agricultural areas and the home of two federal properties, the Lemoore Naval Air Station and the Santa Rosa Rancheria. The District is roughly 45 miles southwest of Fresno. We serve TK – 8th-grade students, and have four school sites, two located on the Naval Air Station, one situated adjacent to the Tribal Lands, and the last school in the small community of Stratford. Enrollment of Central Union hovers close to 1800 students and we employ 262 staff members. Admiral Akers School was built in 1963 and R.J Neutra Elementary was built in 1960. Central Union Elementary is a rural school with over 70 years of serving our local families. Stratford School, established in 1921, is located in the town of Stratford, six miles south of Lemoore. Except for the community of Stratford, the majority of our students live on federal property, with a small group of students residing in the unincorporated areas of Lemoore.

During the 2016-17 school year, the District commissioned a comprehensive facility needs assessment, which subsequently led to the development and adoption of the facility master plan. This document provides District's path for facility refurbishment and is the guiding document for facility needs. During the development of this plan, the review of the Admiral Akers School site was not included, as this site had a comprehensive review and determination of areas of deficiency under the scope of the PSMI program, and the District held an understanding of the costs at that time for prospective site upgrades. For the other three sites (Central, Neutra, and Stratford), the Facilities Master Plan identified a total of \$48 million in District-wide facilities needs over the next five to nine years, including rehabilitation of existing permanent buildings; replacement of aging portable classrooms with permanent structures; addressing ADA issues; and evaluating the need for additional new facilities construction at selected sites. Like many other small size school districts with aging school buildings in the Central Valley, Central Union has more identified facilities needs than currently available funding sources.

The District collects the maximum developer fees from the construction of residential and commercial/ industrial projects within our area to provide funding for the impacts on school facilities. In April of the current year, the District adopted the developer fee resolution consistent with the State Allocation Board rates of \$3.79 per square foot for residential development and \$0.61 for commercial/industrial development. The District anticipates developer fee revenues to average around \$8,166 per year, based upon these rates. While the district maintains developer fees at the maximum allowable level, the lack of development in rural areas of Lemoore combined with NAS Lemoore and the Santa Rosa Rancheria not contributing to any local taxes, creates limited usable funds available in developer fees.

For several years, the District's assessed valuation (AV) level and bonding capacity were under the \$5 million threshold for consideration of financial hardship. Only recently has the District's AV risen above the 2018-19 AV resulted in a bonding capacity of just slightly over the \$5M threshold.

Within the District's population makeup, 80% of our students either live on the installation, reservation, or reside in other communities outside of the standard district boundaries, but choose to attend

ATTACHMENT B

Central Union under the residency based upon employment provision. Thus, 80% of our student population would generate zero bonding capacity for the District, or have no financial accountability for a local school bond.

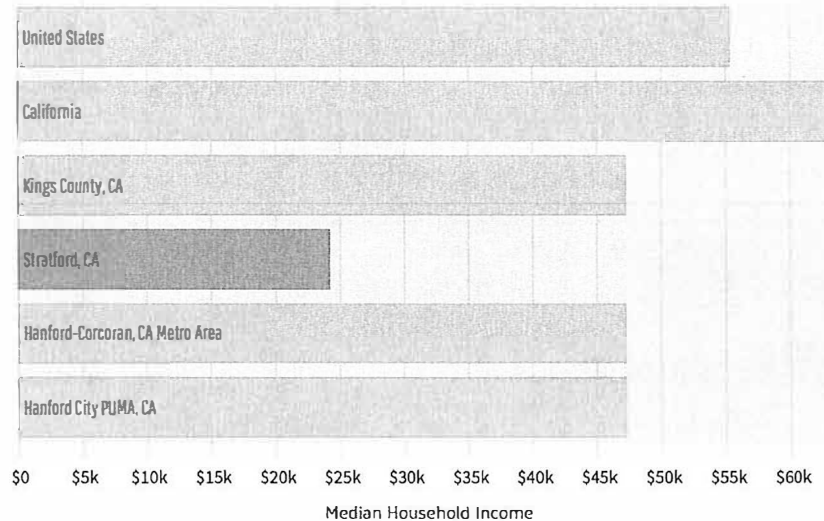
Conversely, 20% of the families in the Central Union School District would be held responsible for the cost of a bond measure. Any attempt by the District to seek a local bond measure would fall primarily upon the community of Stratford and the rural residents in the unincorporated areas of the District who represent a small percentage of the overall student population.

As stated, the boundaries of the Central Union School District contain two federal properties, the Santa Rosa Rancheria, and Naval Air Station Lemoore. The remaining areas of the District boundaries are unincorporated. Households in Stratford, CA have a median annual income of \$24,167, which is less than the median annual income in the United States. The charts below provide a brief overview of the median household income of residents in Stratford, CA compares to that of others in our location (Dataset: American Community Survey (ACS) 5-year Estimate Census Bureau - 60 months of collected data between January 1, 2013 and December 31, 2017)



Median Household Income in Stratford

The closest comparable data for the census place of Stratford, CA is from the public use microdata area



Dataset: ACS 5-year Estimate
Source: Census Bureau

DATAUSA:

(source: <https://datausa.io/profile/geo/stratford-ca/>)
(source: <http://www.city-data.com/city/Stratford-California.html>)

Maintaining the district reserves is also key to moving forward on the facility projects, as the Federal PSML grant is a reimbursement program. Thus, the district must have sufficient cash on hand to avoid borrowing and to make timely payments while awaiting reimbursements and avoiding construction delays. Correspondingly, 30% of the District's budget is subsidized through the Federal Impact Aid (IA) program. Due to the significant presence of the Federal properties in the District area, the IA program was established in 1950 by the Federal Government to supplant the loss of local revenue that is available to other school districts, because the Federal property is exempt from local property taxes.

It should also be noted that the present bond threshold for financial hardship was set in statute in 1998, under the Leroy F. Greene School Facilities Act of 1998. Additionally, this state level has remained unadjusted for inflation or any accounted for changes in statewide assessed valuation over the past twenty years.

All of the information within this brief overview confirms and underscores the District's challenges with school construction funding. Central Union's smaller size, rural location, substantial impact of the federal presence, and the disadvantaged community precludes the standard district facility funding mechanisms.

The District appreciates the State Allocation Board's thoughtful review of our circumstances and for the consideration of utilizing other evidence in order to qualify the District for Financial Hardship Status in the State Building Program.

ATTACHMENT C

AUTHORITY

Education Code Section 17075.10(b)(1)(B) states that "...the school district has made all reasonable efforts to impose levels of local debt capacity and developer fees, and that the school district is, therefore, unable to participate in the program pursuant to this chapter except as set forth in this article."

EC Section 17075.15(d) states:

Further, regulations shall also specify a method for determining required level of local effort to obtain matching funds. The regulations shall include consideration of at least all of the following factors:

- (1) Whether the school district has passed a bond measure within the two-year period immediately preceding the application for funding under this article, the proceeds of which are substantially available for use in the project to be funded under this chapter, but remains unable to provide the necessary matching share requirement.
- (2) Whether the principal amount of the current outstanding bonded indebtedness issued for the purpose of constructing school facilities for the school district and secured by property within the school district or by revenues of, or available to, the school district, which shall include general obligation bonds, Mello-Roos bonds, school facility improvement district bonds, certificates of participation, and other debt instruments issued for the purpose of constructing school facilities for the school district and for which owners of property within the school district or the school district are paying debt service is at least 60 percent of the school district's total bonding capacity, as determined by the board.
- (3) Whether the total bonding capacity, as defined in Section 15102 or 15106, as applicable, is five million dollars (\$5,000,000) or less, in which case, the school district shall be deemed eligible for financial hardship.
- (4) Whether the application for funding under this article is from a county superintendent of schools.
- (5) Whether the school district submits other evidence of substantial local effort acceptable to the board.
- (6) The value of any unused local general obligation debt capacity, and developer fees added to the needs analysis to reflect the district's financial hardship, available for the purposes of school facilities financing."

School Facility Program (SFP) Regulation Section 1859.81(c) states

(c) "...The district has made all reasonable efforts to fund its matching share of the project by demonstrating it is levying the developer fee justified under law or an alternative revenue source equal to or greater than the developer fee otherwise justified under law at the time of request for hardship and the district meets at least one of the following:

- (1) The current outstanding bonded indebtedness of the district issued for the purpose of constructing school facilities in accordance with Education code Section 17072.35 or 17074.25 as appropriate, at the time of request for financial hardship status, is at least 60 percent of the district's total bonding capacity. Outstanding bonded indebtedness includes that part of general obligation bonds, Mello-Roos Bonds, School Facility Improvement District Bonds and certificates of participation which the district is paying a debt service that was issued for capital outlay school facility purposes.
- (2) The district had a successful registered voter bond election for at least the maximum amount allowed under Proposition 39 within the previous two years from the date of request for financial hardship status. The proceeds from the bond election that represent the maximum amount allowed under the provisions of Proposition 39 must be used to fund the district's matching share requirement for SFP project(s).
- (3) It is a County Superintendent of Schools.
- (4) The district's total bonding capacity at the time of the request for financial hardship status is \$5 million or less.
- (5) Other evidence of reasonable effort as approved by the SAB.

SFP Regulation Section 1859.90 states that "a district must submit the Form SAB 50-05 and a Grant Agreement, within 18 months of the Apportionment of the SFP grant for the project or the entire...apportionment shall be rescinded without further Board action...."

SAB Meeting: December 11, 2018

Modernization - Adjusted Grant Approval

SCHOOL DISTRICT DATA

| | | | |
|-------------------------|--------------------------|---------------------|------------------|
| Application No: | 57/63883-00-001 | County: | Kings |
| School District: | Central Union Elementary | School Name: | Akers Elementary |

PROJECT DATA

| | | | |
|--------------------------------------|----------------------|-------------------------------------|----------------------|
| Type of Project: | Elementary School | Application Filing Basis: | Site Specific |
| Pupils Assigned Under 50 Yrs: | K-6: 126 | Pupils Assigned Over 50 Yrs: | K-6: 349 |
| | 7-8: 51 | | 7-8: 143 |
| | 9-12: | | 9-12: |
| | Non-Severe: 1 | | Non-Severe: 4 |
| | Severe: | | Severe: |
| Financial Hardship Requested: | Yes | Recommended Acres: | 16.5 |
| Alternative Education School: | No | Existing Acres: | 25.44 |

ADJUSTED GRANT DATA

| | |
|---|------------------------|
| Modernization Grant - Under 50 Yrs | \$ 801,853.00 |
| Modernization Grant - Over 50 Yrs | 3,113,048.00 |
| Project Assistance | 3,772.00 |
| Fire Detection Alarm | 96,987.00 |
| Accessibility/Fire Code Req. | 117,447.00 |
| Total State Share (60%) | 4,133,107.00 |
| District Share (40%) | 2,755,405.00 |
| Total Project Cost | \$ 6,888,512.00 |

PROJECT FINANCING

| | |
|---------------------------|------------------------|
| State Share | |
| This Project | \$ 4,133,107.00 |
| District Share | |
| Cash Contribution | 30,908.00 |
| Financial Hardship | 2,724,497.00 |
| Total Project Cost | \$ 6,888,512.00 |

HISTORY OF PROJECT COST AND APPORTIONMENT

| | Fund Code | Proposition | Previously Authorized | Authorized This Action | Unfunded Approval This Action |
|---------------------------------------|------------------|--------------------|------------------------------|-------------------------------|--------------------------------------|
| State Share | | | | | |
| Modernization/Additional Grant | 951-570 | 51 | \$ | \$ 4,133,107.00 | \$ 4,133,107.00 |
| District Share | | | | | |
| Cash Contribution | | | | 30,908.00 | |
| Financial Hardship | 951-570 | 51 | | 2,724,497.00 | 2,724,497.00 |
| Total | | | \$ | \$ 6,888,512.00 | \$ 6,857,604.00 |

Funding Source: Proposition 51 Bonds/2016-Nov.

Pursuant to the Board's action on March 11, 2009, this application has been approved and placed on the Unfunded List. This approval does not constitute a guarantee or commitment of future State funding.

Amounts shown for financial hardship assistance are subject to adjustment as a result of a review of the District's financial records pursuant to Regulation Section 1859.81(a) at the time of apportionment.

Based on the Board's action on June 5, 2017, this project is subject to the Grant Agreement submittal pursuant to School Facility Program Regulation Section 1859.90.4.

The District shall ensure that it is in compliance with all applicable laws, regulations and certifications it made on the program forms.

The District qualifies for financial hardship pursuant to SFP Regulation Section 1859.81(c)(5). The District has demonstrated it is financially unable to provide all or a part of the matching funds and is levying the developer fees or equal alternative revenue source justified by law. The District qualifies for financial hardship using "other evidence of reasonable effort as approved by the SAB" on December 11, 2018.

SAB Meeting: December 11, 2018

Modernization - Adjusted Grant Approval

SCHOOL DISTRICT DATA

| | |
|--|--------------------------------------|
| Application No: 57/63883-00-001 | County: Kings |
| School District: Central Union Elementary | School Name: Akers Elementary |

PROJECT DATA

| | |
|---|--|
| Type of Project: Elementary School | Application Filing Basis: Site Specific |
| Pupils Assigned Under 50 Yrs: | Pupils Assigned Over 50 Yrs: |
| K-6: 126 | K-6: 349 |
| 7-8: 51 | 7-8: 143 |
| 9-12: | 9-12: |
| Non-Severe: 1 | Non-Severe: 4 |
| Severe: | Severe: |
| Financial Hardship Requested: No | Recommended Acres: 16.5 |
| Alternative Education School: No | Existing Acres: 25.44 |

ADJUSTED GRANT DATA

| | |
|------------------------------------|------------------------|
| Modernization Grant - Under 50 Yrs | \$ 801,853.00 |
| Modernization Grant - Over 50 Yrs | 3,113,048.00 |
| Project Assistance | 3,772.00 |
| Fire Detection Alarm | 96,987.00 |
| Accessibility/Fire Code Req. | 117,447.00 |
| Total State Share (60%) | 4,133,107.00 |
| District Share (40%) | 2,755,405.00 |
| Total Project Cost | \$ 6,888,512.00 |

PROJECT FINANCING

| | |
|------------------------------|------------------------|
| <u>State Share</u> | |
| This Project | \$ 4,133,107.00 |
| <u>District Share</u> | |
| Cash Contribution | 2,755,405.00 |
| Financial Hardship | 0.00 |
| Total Project Cost | \$ 6,888,512.00 |

HISTORY OF PROJECT COST AND APPORTIONMENT

| | Fund Code | Proposition | Previously Authorized | Authorized This Action | Unfunded Approval This Action |
|--------------------------------|------------------|--------------------|------------------------------|-------------------------------|--------------------------------------|
| <u>State Share</u> | | | | | |
| Modernization/Additional Grant | 951-570 | 51 | \$ | \$ 4,133,107.00 | \$ 4,133,107.00 |
| <u>District Share</u> | | | | | |
| Cash Contribution | | | | 2,755,405.00 | |
| Financial Hardship | 951-570 | 51 | | | |
| Total | | | \$ | \$ 6,888,512.00 | \$ 4,133,107.00 |

Funding Source: Proposition 51 Bonds/2016-Nov.

Pursuant to the Board's action on March 11, 2009, this application has been approved and placed on the Unfunded List.

This approval does not constitute a guarantee or commitment of future State funding.

Amounts shown for financial hardship assistance are subject to adjustment as a result of a review of the District's financial records pursuant to Regulation Section 1859.81(a) at the time of apportionment.

Based on the Board's action on June 5, 2017, this project is subject to the Grant Agreement submittal pursuant to School Facility Program Regulation Section 1859.90.4.

The District shall ensure that it is in compliance with all applicable laws, regulations and certifications it made on the program forms.

ATTACHMENT E
District's Seeking Financial Hardship Status – Other Evidence

| District | District FH Request | Unique Situation | SAB Meeting Date | Board Action |
|-----------------------------|---|--|-------------------|--|
| Monterey Peninsula | New construction project – full construction funding | <ul style="list-style-type: none"> Closure of Fort Ord Loss of \$10 million in annual federal aid | January 23, 2003 | Approved |
| Mariposa County Unified | Three modernization projects – full construction funding | <ul style="list-style-type: none"> No bonded Indebtedness Never attempted prop. 39 bond | February 26, 2003 | FH Status not approved |
| Galt Joint Union High | Two new construction projects – full construction funding | <ul style="list-style-type: none"> Three Failed bond measures Levying max. developer fees In danger of becoming AB 1200¹ district | August 25, 2004 | Approved |
| Needles Unified | New construction project – full construction funding | Facility Hardship project, school needed to be relocated because of hazardous transportation route to site and remote location. | October 26, 2005 | <ul style="list-style-type: none"> Approved Design grant only Board directed District to pass local bond before seeking FH for construction phase |
| Acton-Aqua Dulce Unified | New construction project – full construction funding | <ul style="list-style-type: none"> Previously under State receivership Gym was non-Field Act compliant & shut down by DSA No cafeteria | October 26, 2005 | <ul style="list-style-type: none"> Board seeking further information Item was scheduled again for 3/22/06 SAB meeting District withdrew appeal with understanding that they needed to first seek a local bond measure |
| Needles Unified | New construction project & two modernization projects – full construction funding | Facility Hardship project, entire school was relocated because of hazardous transportation route to site and remote location | January 27, 2007 | <ul style="list-style-type: none"> Approved new construction Parker Dam project only Modernization projects not approved |
| Biggs Unified | New construction project – full construction funding | <ul style="list-style-type: none"> Lacked matching funds to move forward Instability of District's fiscal situation | January 27, 2010 | <ul style="list-style-type: none"> Approved for Design grant only Board directed District to seek local funding sources prior to requesting FH for construction phase |
| Aromas- San Juan Unified | Facility Hardship project-Design Funding with Advance Funding for Evaluation and RA | Facility Hardship project involves buildings defined as "Most Vulnerable Category 2 Building | March 28, 2012 | <ul style="list-style-type: none"> Board took no action FH status not approved |
| Sierra Plumas Joint Unified | Facility Hardship project- full construction funding | <ul style="list-style-type: none"> Unable to pass a bond due to county demographics and history Requesting funding for health and safety related rehabilitation work | March 20, 2013 | FH status not approved |

ATTACHMENT E
District's Seeking Financial Hardship Status – Other Evidence

| | | | | |
|-------------------------|--|---|-----------------|---|
| Mountain Valley Unified | Two facility Hardship projects-full construction funding | Facility Hardship project, portions of a remotely located school were closed for mold mitigation. | August 23, 2017 | <ul style="list-style-type: none">• FH status approved• Approved for immediate Apportionment |
|-------------------------|--|---|-----------------|---|

¹AB 1200 District – Law passed in 1991 that defined fiscal accountability for school districts and county offices of education to prevent bankruptcy. Districts are required to submit interim reports of their financial health to their County offices.

REPORT OF THE EXECUTIVE OFFICER
State Allocation Board Meeting, December 11, 2018

SCHOOL FACILITY PROGRAM

PURPOSE OF REPORT

To present the Paradise Unified School District's application for a health and safety project for expedited Apportionment outside of the priority funding process.

DESCRIPTION

This item requests the State Allocation Board (Board) to approve one Facility Hardship project totaling \$157,484 in State funds for immediate Apportionment as shown on the Attachment.

AUTHORITY

SFP Regulation Section 1859.90. states in part:

With the exception of an apportionment made pursuant to Sections 1859.81.1(e) or 1859.81.2, or of an Inactive Apportionment subject to Section 1859.96, the OPSC will release State funds that the Board has apportioned to the district after submittal, by the district, of the Form SAB 50-05 and a Grant Agreement, pursuant to Section 1859.90.4, subject to the availability of financing provided by the Pooled Money Investment Board for bond-funded projects. With the exception of an apportionment made for a Type II Joint-Use Project, not part of a qualifying SFP Modernization project, pursuant to Article 12 of these Regulations, a district must submit the Form SAB 50-05 and Grant Agreement, within 18 months of the Apportionment of the SFP grant for the project or the entire New Construction Adjusted Grant, Modernization Adjusted Grant or Type I or II, part of a qualifying SFP Modernization project, Joint-Use Project apportionment shall be rescinded without further Board action, and the pupils housed in the project, if applicable, will be added back to the district's baseline eligibility.

STAFF ANALYSIS/STATEMENTS

Staff is recommending that the District receive an immediate Apportionment for the attached Paradise Senior High School project, application number 58/61531-00-001, due to the Camp Fire that occurred recently.

The District has completed the project and State funds will be reimbursement. An Apportionment outside of the priority funding process will result in the District having immediate access to cash upon submittal of a *Fund Release Authorization* (Form SAB 50-05) and *Grant Agreement* for work that was already completed. This will allow the District the option to access cash immediately, or wait up to 18 months to submit a fund release. If the District were to participate in the normal Priority Funding process, the earliest it would be able to receive cash would be from a spring bond sale. The District has indicated it would immediately submit a Form SAB 50-05.

Staff recommends that the Board provide an immediate Apportionment for the project due to the extraordinary circumstances surrounding the District due to the Camp Fire in Paradise (Butte County) that has destroyed this community, including multiple school facilities.

RECOMMENDATION

Approve OPSC application number 58/61531-00-001 in the amount of \$157,484 as shown in the Attachment.

This Item was approved by the Board on December 11, 2018.

ATTACHMENT

REPORT OF THE EXECUTIVE OFFICER State Allocation Board Meeting, December 11, 2018

| SCHOOL DISTRICT DATA | |
|---------------------------------|-----------------------------------|
| School District:..... | PARADISE UNIFIED County:..... |
| Application Number:..... | 58/61531-00-001 School Name:..... |
| Total District Enrollment:..... | 4,211 Project Grade Level:..... |
| Financial Hardship:..... | NO |

PURPOSE OF REPORT

| | |
|--------------------|---|
| Type of Request | State Allocation Board (Board) approval of an Apportionment for a School Facility Program (SFP) Facility Hardship rehabilitation project. |
| Total Project Cost | \$ 262,473.00 |
| Cost to the State | \$ 157,484.00 |

DESCRIPTION

| | |
|---|--|
| Description of Health and Safety Threat | The gas lines at Paradise High School in Paradise failed resulting in multiple gas leaks in classrooms and throughout the grounds of the school site. This resulted in the gas being turned off and no heat supplied to the classrooms or staff areas. A site visit was conducted by Frontier Consulting Engineers, Inc. on October 11, 2017, and the subsequent report identified the existence of various leaks in the existing underground gas distribution system. The piping was found to be in a deteriorated condition and in some cases it was in direct contact with large rocks. According to industry's standards, gas lines need to be buried with six inches of sand bedding in all directions. This presents an imminent hazard to the health and safety of the students and teachers. Per the mechanical engineer's recommendations, the campus gas piping system needs to be replaced on an emergency basis to mitigate leaking and provide heating to the high school campus. |
| Scope of Project | The scope of this project consists of replacing the entire campus gas piping system, including all new underground piping, new pressure regulators, and new seismic shutoff valves. |
| Status of School Site | The project was completed on February 22, 2018. |

QUALIFYING CRITERIA

| | |
|---------------------------------------|--|
| Government/State Level Concurrence | The Town of Paradise's Development Services provided written concurrence that supports the industry specialists' findings and recommended work to mitigate the health and safety threat. |
| Staff Supports the District's Request | Yes |

Site Visit Completed by Staff

Staff accepted detailed reports from qualified firms and photographs in lieu of a site visit.

AUTHORITY

See Attachment A.

RECOMMENDATION

Approve the District's request for funding to rehabilitate the Paradise High School site by replacing the gas line throughout the school site, pursuant to the SFP Regulation Section 1859.83(e) as shown on Attachment B.

AUTHORITY

Education Code Section 17075.10(a) states:

A school district may apply for hardship assistance in cases of extraordinary circumstances. Extraordinary circumstances may include, but are not limited to, the need to repair, reconstruct, or replace the most vulnerable school facilities that are identified as a Category 2 building, as defined in the report submitted pursuant to Section 17317, determined by the department to pose an unacceptable risk of injury to its occupants in the event of a seismic event.

SFP Regulation Section 1859.82 states, “A district is eligible for facility hardship funding to replace or construct new classrooms and related facilities if the district demonstrates there is an unmet need for pupil housing or the condition of the facilities, or the lack of facilities, is a threat to the health and safety of the pupils.”

SFP Regulation Section 1859.82(a)(1) provides for Facility Hardship grant funding when:

The facilities are needed to ensure the health and safety of the pupils if the district can demonstrate to the satisfaction of the Board that the health and safety of the pupils is at risk. Factors to be considered by the Board shall include the close proximity to a major freeway, airport, electrical facility, high power transmission lines, dam, pipeline, industrial facility, adverse air quality emission or other health and safety risks, including structural deficiencies required by the DSA to be repaired, seismic mitigation of the Most Vulnerable Category 2 Buildings as verified by the DSA, traffic safety or because the pupils reside in remote areas of the district and transportation to existing facilities is not possible or poses a health and safety risk.

SFP Regulation Section 1859.82(a)(1)(A)(1) states:

If the total cost to remain in the classroom or related facility is 50 percent or less than the Current Replacement Cost, the district may qualify for either grant below, as applicable:

- a. Modernization Excessive Cost Hardship Grant for Rehabilitation Costs pursuant to Section 1859.83(e), or
- b. A grant not to exceed 50 percent of the cost estimate that has been reviewed and approved by the OPSC and approved by the Board for seismic repair.

SFP Regulation Section 1859.83(e) states:

Excessive Cost for rehabilitation of facilities the Board has determined are a health and safety risk to the pupils pursuant to Section 1859.82(a)(1) and the cost/benefit analysis to mitigate the problem and remain in the facility is less than 50 percent of the Current Replacement Cost of the facility. The cost/benefit analysis shall not include increased costs associated with high performance related costs or components, with the exception of those high performance components that were pre-existing in the classroom or related facility. If the district qualifies, the district is eligible for funding of Rehabilitation Costs as a modernization project. If the Approved Application is received on or before April 29, 2002, the grant amount provided is 80 percent of the amount of the cost estimate required in Section 1859.82(a)(1) that has been reviewed by the OPSC and approved by the Board. If the Approved Application is received after April 29, 2002, the grant amount provided is 60 percent of the amount of the cost estimate required in Section 1859.82(a)(1) that has been reviewed by the OPSC and approved by the Board. An additional grant may be provided for high performance incentive pursuant to Section 1859.77.4 provided that the high performance points attained are related to the scope of the Facility Hardship project. For any project funded in whole or in part from Proposition 47 or Proposition 55 for which the construction contract is awarded prior to January 1, 2012, the district may be eligible for the funding provided to initiate and enforce a LCP as prescribed in Section 1859.78.1(a). For any project for which the construction contract is awarded on January 1, 2012 through June 19, 2014, the grant may be adjusted in the manner prescribed in Section 1859.78.1(b) and subject to the limitations established in Section 1859.78.1(c).

County: Butte
School Name: Paradise Senior High

| | | | |
|-------------------------------|----|--------------------|------|
| Financial Hardship Requested: | No | Recommended Acres: | 35.5 |
| Alternative Education School: | No | Existing Acres: | 24.4 |

| | | |
|------------------------------|----|-------------------|
| <u>State Share</u> | | |
| This Project | \$ | 157,484.00 |
| <u>District Share</u> | | |
| Cash Contribution | | 104,989.00 |
| Financial Hardship | | |
| Total Project Cost | \$ | 262,473.00 |

| | Fund Code | Proposition | Previously Authorized | Authorized This Action | State Apportionment This Action |
|--------------------------------|-----------|-------------|-----------------------|------------------------|---------------------------------|
| <u>State Share</u> | | | | | |
| Modernization/Additional Grant | 057-570 | 1D | \$ | \$ 157,484.00 | \$ 157,484.00 |
| <u>District Share</u> | | | | | |
| Cash Contribution | | | | 104,989.00 | |
| Total | | | \$ | \$ 262,473.00 | \$ 157,484.00 |

The District is responsible for ensuring that the project is compliant with Prevailing Wage Monitoring and/or Labor Compliance Program requirements at the time construction contracts are executed and/or construction commenced.

Tentative Workload

January 2018

ACTION ITEMS

REPORTS, DISCUSSION and INFORMATION ITEMS

Annual Legislation Report for 2018

Standard Information Items

FINANCIAL REPORTS

Status of Fund Releases

Status of Funds

Tentative Workload

February 2019

ACTION ITEMS

REPORTS, DISCUSSION and INFORMATION ITEMS

Standard Information Items

FINANCIAL REPORTS

Status of Fund Releases

Status of Funds

Tentative Workload

March 2019

ACTION ITEMS

REPORTS, DISCUSSION and INFORMATION ITEMS

Standard Information Items

FINANCIAL REPORTS

Status of Fund Releases

Status of Funds

APPEALS Received as of November 30, 2018

| Appeal Received Date | District/County | Tentative SAB Date* | Description |
|----------------------|--|---------------------|---|
| 3/19/18 | Farmersville Unified School District/Tulare | 1/2019 | District is requesting to retain savings from a Financial Hardship funded Facility Hardship project. |
| 4/12/18 | San Bernardino City Unified School District/San Bernardino | 1/2019 | District is requesting to retain savings from a Financial Hardship funded Overcrowding Relief Grant project. |
| 6/18/18 | Three Rivers Union Elementary School District/Tulare | TBD | District requests approval for Financial Hardship status under other evidence. |
| 8/3/18 | Pleasant View Elementary School District/Tulare | 1/2019 | District requests consideration of funding facilities that were occupied prior to submittal of a funding application. |
| 10/1/18 | Lindsay Unified School District/Tulare | 2/2019 | District is requesting approval to use modernization pupil grant eligibility that was requested after the submittal of the funding application. |
| 10/29/18 | Hayward Unified School District/Alameda | 2/2019 | District requests an extension to complete a project funded by the Emergency Repair Program and submit the necessary documents. |
| 11/1/18 | Klamath-Trinity Joint Unified School District/Humboldt | 3/2019 | District requests site development costs previously disallowed. |

*Please note: Tentative SAB Date is not a guaranteed meeting date and may be subject to change.

STATE ALLOCATION BOARD MEETING DATES

The State Allocation Board (SAB) meeting dates for the 2019 calendar year are as follows:

| <u>Board Date</u> | <u>Type of Meeting</u> |
|---------------------|----------------------------------|
| January 23, 2019* | Monthly (Consent/Appeals/Action) |
| February 27, 2019* | Monthly (Consent/Appeals/Action) |
| March 27, 2019* | Monthly (Consent/Appeals/Action) |
| April 24, 2019* | Monthly (Consent/Appeals/Action) |
| May 22, 2019* | Monthly (Consent/Appeals/Action) |
| June 26, 2019* | Monthly (Consent/Appeals/Action) |
| July 24, 2019* | Monthly (Consent/Appeals/Action) |
| August 28, 2019* | Monthly (Consent/Appeals/Action) |
| September 25, 2019* | Monthly (Consent/Appeals/Action) |
| October 23, 2019* | Monthly (Consent/Appeals/Action) |
| December 2019* | Monthly (Consent/Appeals/Action) |

*The projected dates and time will be determined upon the discussion with the Vice-Chair and Chair based on workload.

The SAB meets in different rooms within the State Capitol at 4:00 p.m. when the State Legislature is in session and at 2:00 p.m. when the State Legislature is out on recess. Due to scheduling changes within the Legislature, some of the SAB meetings may be canceled or changed with short notice.

INFORMATION ITEM

SCHOOL FACILITY PROGRAM NEW CONSTRUCTION AND MODERNIZATION UNFUNDED LIST (as of September 26, 2018)

The New Construction and Modernization projects on this list have received an “unfunded” approval by the State Allocation Board (SAB). Note that an “unfunded” approval does not guarantee a future apportionment by the SAB.

Published monthly in the SAB Agenda.

This report is also on the OPSC Web site at:
www.dgs.ca.gov/opsc

| County | School District | Application Number | Program | Approval | Received Date | SAB Unfunded Approval | Financial Hardship Apportionment | Loan | State Share | Total Apportionment | Cumulative Amount | Submitted Certification Letter May 2018 | Grant Agreement Received as of 11/30/2018 |
|-----------------|-----------------------------------|--------------------|--------------------------------|----------|---------------|-----------------------|----------------------------------|--------------|----------------|---------------------|-------------------|---|---|
| KERN | SIERRA SANDS UNIFIED | 58/73742-00-004 | Rehabilitation | G | 11/15/2016 | 2/28/2018 | 0.00 | 0.00 | 182,369.00 | 182,369.00 | 182,369.00 | No | Yes |
| ORANGE | GARDEN GROVE UNIFIED | 51/66522-00-003 | Facility Hardship | G | 9/6/2017 | 5/23/2018 | 0.00 | 0.00 | 5,250,146.00 | 5,250,146.00 | 5,432,515.00 | No | Yes |
| ORANGE | GARDEN GROVE UNIFIED | 51/66522-00-004 | Facility Hardship | G | 9/25/2017 | 5/23/2018 | 0.00 | 0.00 | 5,380,996.00 | 5,380,996.00 | 10,813,511.00 | No | Yes |
| SAN BERNARDINO | NEEDLES UNIFIED | 51/67801-00-001 | Facility Hardship | G | 3/18/2008 | 6/27/2018 | 28,243.00 | 0.00 | 28,243.00 | 56,486.00 | 10,869,997.00 | N/A | N/A |
| LOS ANGELES | LOS ANGELES UNIFIED | 51/64733-00-002 | Facility Hardship | G | 2/24/2016 | 9/26/2018 | \$0.00 | 0.00 | \$2,951,576.00 | 2,951,576.00 | 13,821,573.00 | N/A | No |
| TEHAMA | LOS MOLINOS UNIFIED | 58/71571-00-002 | Rehabilitation | G | 5/21/2018 | 9/26/2018 | \$94,633.29 | 0.00 | \$181,797.00 | 276,430.29 | 14,098,003.29 | N/A | No |
| HUMBOLDT | SCOTIA UNION ELEMENTARY | 58/63024-00-006 | Rehabilitation | G | 6/19/2018 | 9/26/2018 | \$684,566.00 | 0.00 | \$1,296,486.00 | 1,981,052.00 | 16,079,055.29 | N/A | No |
| LOS ANGELES | LOS ANGELES UNIFIED | 58/64733-00-003 | Rehabilitation | G | 6/27/2018 | 10/24/2018 | \$0.00 | 0.00 | \$800,593.00 | 800,593.00 | 16,879,648.29 | N/A | No |
| DEL NORTE | DEL NORTE COUNTY UNIFIED | 58/61820-00-001 | Rehabilitation | G | 7/13/2018 | 10/24/2018 | \$0.00 | 0.00 | \$216,068.00 | 216,068.00 | 17,095,716.29 | N/A | No |
| DEL NORTE | DEL NORTE COUNTY UNIFIED | 58/61820-00-003 | Rehabilitation | G | 7/20/2018 | 10/24/2018 | \$0.00 | 0.00 | \$304,159.00 | 304,159.00 | 17,399,875.29 | N/A | No |
| ALAMEDA | OAKLAND UNIFIED | 54/61259-09-010 | Charter | D | 6/5/2017 | 1/24/2018 | 0.00 | 200,206.10 | 200,206.10 | 400,412.20 | 17,800,287.49 | No | No |
| ALAMEDA | OAKLAND UNIFIED | 54/61259-09-011 | Charter | D | 6/5/2017 | 1/24/2018 | 0.00 | 2,150,284.80 | 2,150,284.80 | 4,300,569.60 | 22,100,857.09 | No | No |
| SACRAMENTO | NATOMAS UNIFIED | 54/75283-00-008 | Charter | D | 5/26/2017 | 2/28/2018 | 0.00 | 0.00 | 285,982.90 | 285,982.90 | 22,386,839.99 | No | No |
| ALAMEDA | OAKLAND UNIFIED | 54/61259-00-010 | Charter | D | 6/5/2017 | 2/28/2018 | 0.00 | 1,136,442.50 | 1,136,442.50 | 2,272,885.00 | 24,659,724.99 | No | No |
| SAN DIEGO | CHULA VISTA ELEMENTARY | 54/68023-00-002 | Charter | D | 6/5/2017 | 2/28/2018 | 0.00 | 0.00 | 298,669.20 | 298,669.20 | 24,958,394.19 | No | No |
| FRESNO | RAISIN CITY ELEMENTARY | 57/62380-00-001 | Modernization | G | 11/20/2013 | 4/25/2018 | 715,308.00 | 0.00 | 1,126,261.00 | 1,841,569.00 | 26,799,963.19 | No | No |
| GLENN | LAKE ELEMENTARY | 50/62596-00-001 | New Construction | G | 12/20/2013 | 5/23/2018 | 2,094,563.00 | 0.00 | 2,107,987.00 | 4,202,550.00 | 31,002,513.19 | No | No |
| HUMBOLDT | CUTTEN ELEMENTARY | 57/62745-00-001 | Modernization | G | 3/26/2014 | 5/23/2018 | 0.00 | 0.00 | 494,991.00 | 494,991.00 | 31,497,504.19 | No | No |
| SACRAMENTO | NATOMAS UNIFIED | 54/75283-00-006 | Charter | G | 5/25/2017 | 5/23/2018 | 0.00 | 0.00 | 2,075,955.00 | 2,075,955.00 | 33,573,459.19 | No | No |
| SACRAMENTO | NATOMAS UNIFIED | 54/75283-00-007 | Charter | G | 5/25/2017 | 5/23/2018 | 0.00 | 0.00 | 4,114,640.00 | 4,114,640.00 | 37,688,099.19 | No | No |
| SACRAMENTO | ELK GROVE UNIFIED | 55/67314-00-004 | Career Tech New Construction | G | 2/16/2018 | 5/23/2018 | 0.00 | 0.00 | 1,588,345.00 | 1,588,345.00 | 39,276,444.19 | No | No |
| SACRAMENTO | ELK GROVE UNIFIED | 55/67314-00-005 | Career Tech New Construction | G | 2/16/2018 | 5/23/2018 | 0.00 | 0.00 | 2,078,653.00 | 2,078,653.00 | 41,355,097.19 | No | No |
| BUTTE | CHICO UNIFIED | 55/61424-00-004 | Career Tech New Construction | G | 2/21/2018 | 5/23/2018 | 0.00 | 0.00 | 3,000,000.00 | 3,000,000.00 | 44,355,097.19 | No | No |
| KERN | KERN HIGH | 55/63529-00-017 | Career Tech New Construction | G | 2/21/2018 | 5/23/2018 | 0.00 | 0.00 | 1,435,435.00 | 1,435,435.00 | 45,790,532.19 | No | No |
| LOS ANGELES | DOWNEY UNIFIED | 55/64451-00-002 | Career Tech New Construction | G | 2/21/2018 | 5/23/2018 | 0.00 | 0.00 | 1,948,793.00 | 1,948,793.00 | 47,739,325.19 | No | No |
| LOS ANGELES | LOS ANGELES UNIFIED | 59/64733-00-029 | Career Tech Rehabilitation | G | 2/21/2018 | 5/23/2018 | 0.00 | 0.00 | 1,500,000.00 | 1,500,000.00 | 49,239,325.19 | Yes | No |
| SANTA CLARA | ALUM ROCK UNION ELEMENTARY | 54/69369-00-002 | Charter | D | 5/30/2014 | 6/19/2018 | 0.00 | 440,359.70 | 440,359.70 | 880,719.40 | 50,120,044.59 | N/A | No |
| SANTA CLARA | ALUM ROCK UNION ELEMENTARY | 54/69369-00-003 | Charter | D | 5/30/2014 | 6/19/2018 | 0.00 | 25,675.55 | 25,675.55 | 51,351.10 | 50,171,395.69 | N/A | No |
| KINGS | ISLAND UNION ELEMENTARY | 57/63933-00-001 | Modernization | G | 4/24/2014 | 6/27/2018 | 256,111.00 | 0.00 | 384,168.00 | 640,279.00 | 50,811,674.69 | N/A | No |
| SOLANO | SOLANO COUNTY OFFICE OF EDUCATION | 57/10488-00-022 | Modernization | G | 4/28/2014 | 6/27/2018 | 292,000.00 | 0.00 | 438,000.00 | 730,000.00 | 51,541,674.69 | N/A | Yes |
| SOLANO | SOLANO COUNTY OFFICE OF EDUCATION | 57/10488-00-022 | Modernization | G | 4/28/2014 | 9/26/2018 | 23,746.00 | 0.00 | 35,618.00 | 59,364.00 | 51,601,038.69 | N/A | Yes |
| SONOMA | WILMAR UNION ELEMENTARY | 57/71019-00-002 | Modernization | G | 5/5/2014 | 6/27/2018 | 0.00 | 0.00 | 198,831.00 | 198,831.00 | 51,799,869.69 | N/A | Yes |
| AMADOR | AMADOR COUNTY OFFICE OF EDUCATION | 50/10033-00-002 | New Construction | G | 5/12/2014 | 6/27/2018 | 1,814,263.50 | 0.00 | 1,814,263.50 | 3,628,527.00 | 55,428,396.69 | N/A | No |
| KERN | MCFARLAND UNIFIED | 57/73908-00-006 | Modernization | G | 5/12/2014 | 6/27/2018 | 0.00 | 0.00 | 1,200,683.00 | 1,200,683.00 | 56,629,079.69 | N/A | No |
| SAN FRANCISCO | SAN FRANCISCO UNIFIED | 57/68478-00-043 | Modernization | G | 5/14/2014 | 6/27/2018 | 0.00 | 0.00 | 7,308,412.00 | 7,308,412.00 | 63,937,491.69 | N/A | No |
| TULARE | WOODLAKE UNIFIED | 57/76794-00-002 | Modernization | G | 5/14/2014 | 6/27/2018 | 0.00 | 0.00 | 2,594,328.00 | 2,594,328.00 | 66,531,819.69 | N/A | No |
| YUBA | YUBA COUNTY OFFICE OF EDUCATION | 57/10587-00-001 | Modernization | D | 5/15/2014 | 6/27/2018 | 0.00 | 0.00 | 59,657.00 | 59,657.00 | 66,591,476.69 | N/A | Yes |
| YUBA | YUBA COUNTY OFFICE OF EDUCATION | 57/10587-00-002 | Modernization | D | 5/15/2014 | 6/27/2018 | 15,441.00 | 0.00 | 23,161.00 | 38,602.00 | 66,630,078.69 | N/A | Yes |
| YUBA | YUBA COUNTY OFFICE OF EDUCATION | 57/10587-00-003 | Modernization | D | 5/15/2014 | 6/27/2018 | 26,670.00 | 0.00 | 40,006.00 | 66,676.00 | 66,696,754.69 | N/A | Yes |
| YUBA | YUBA COUNTY OFFICE OF EDUCATION | 57/10587-00-004 | Modernization | D | 5/15/2014 | 6/27/2018 | 11,230.00 | 0.00 | 16,844.00 | 28,074.00 | 66,724,828.69 | N/A | Yes |
| YUBA | YUBA COUNTY OFFICE OF EDUCATION | 57/10587-00-005 | Modernization | D | 5/15/2014 | 6/27/2018 | 80,011.00 | 0.00 | 120,016.00 | 200,027.00 | 66,924,855.69 | N/A | Yes |
| YUBA | YUBA COUNTY OFFICE OF EDUCATION | 57/10587-00-006 | Modernization | D | 5/15/2014 | 6/27/2018 | 16,844.00 | 0.00 | 25,267.00 | 42,111.00 | 66,966,966.69 | N/A | Yes |
| BUTTE | CHICO UNIFIED | 59/61424-00-005 | Career Tech Rehabilitation | G | 2/21/2018 | 6/27/2018 | 0.00 | 0.00 | 1,231,747.00 | 1,231,747.00 | 68,198,713.69 | No | No |
| FRESNO | FRESNO UNIFIED | 50/62166-00-029 | New Construction | G | 5/21/2014 | 8/15/2018 | 0.00 | 0.00 | 636,277.00 | 636,277.00 | 68,834,990.69 | N/A | No |
| SAN MATEO | SEQUOIA UNION HIGH | 50/69062-01-004 | New Construction | G | 5/21/2014 | 8/15/2018 | 0.00 | 0.00 | 2,852,069.00 | 2,852,069.00 | 71,687,059.69 | N/A | No |
| TULARE | LIBERTY ELEMENTARY | 50/71985-00-002 | New Construction | G | 5/23/2014 | 8/15/2018 | 0.00 | 0.00 | 691,774.00 | 691,774.00 | 72,378,833.69 | N/A | No |
| TULARE | WOODLAKE UNIFIED | 57/76794-00-001 | Modernization | G | 5/23/2014 | 8/15/2018 | 0.00 | 0.00 | 264,152.00 | 264,152.00 | 72,642,985.69 | N/A | No |
| LOS ANGELES | PASADENA UNIFIED | 57/64881-00-035 | Modernization | G | 6/2/2014 | 8/15/2018 | 0.00 | 0.00 | 181,799.00 | 181,799.00 | 72,824,784.69 | N/A | Yes |
| ORANGE | PLACENTIA-YORBA LINDA UNIFIED | 57/66647-00-036 | Modernization | G | 6/6/2014 | 8/15/2018 | 0.00 | 0.00 | 1,612,559.00 | 1,612,559.00 | 74,437,343.69 | N/A | Yes |
| SAN FRANCISCO | SAN FRANCISCO UNIFIED | 57/68478-00-044 | Modernization | G | 6/9/2014 | 8/15/2018 | 0.00 | 0.00 | 1,836,595.00 | 1,836,595.00 | 76,273,938.69 | N/A | Yes |
| SAN DIEGO | GROSSMONT UNION HIGH | 57/68130-00-021 | Modernization | G | 6/12/2014 | 8/15/2018 | 0.00 | 0.00 | 9,202,126.00 | 9,202,126.00 | 85,476,064.69 | N/A | No |
| SAN JOAQUIN | LINCOLN UNIFIED | 57/68569-00-013 | Modernization | G | 6/12/2014 | 8/15/2018 | 0.00 | 0.00 | 260,771.00 | 260,771.00 | 85,736,835.69 | N/A | No |
| SAN JOAQUIN | LINCOLN UNIFIED | 57/68569-00-014 | Modernization | G | 6/12/2014 | 8/15/2018 | 0.00 | 0.00 | 676,118.00 | 676,118.00 | 86,412,953.69 | N/A | No |
| SAN LUIS OBISPO | SAN LUIS COASTAL UNIFIED | 54/68809-00-001 | Charter | G | 4/13/2018 | 8/15/2018 | 0.00 | 0.00 | 2,680,652.00 | 2,680,652.00 | 89,093,605.69 | N/A | No |
| FRESNO | MENDOTA UNIFIED | 57/75127-00-005 | Modernization | G | 6/13/2014 | 9/26/2018 | 0.00 | 0.00 | 2,046,511.00 | 2,046,511.00 | 91,140,116.69 | N/A | No |
| FRESNO | MENDOTA UNIFIED | 57/75127-00-006 | Modernization | G | 6/13/2014 | 9/26/2018 | 0.00 | 0.00 | 1,368,721.00 | 1,368,721.00 | 92,508,837.69 | N/A | No |
| SAN FRANCISCO | SAN FRANCISCO UNIFIED | 57/68478-00-045 | Modernization | G | 6/17/2014 | 9/26/2018 | 0.00 | 0.00 | 1,725,865.00 | 1,725,865.00 | 94,234,702.69 | N/A | No |
| SAN FRANCISCO | SAN FRANCISCO UNIFIED | 57/68478-00-046 | Modernization | G | 6/19/2014 | 9/26/2018 | 0.00 | 0.00 | 2,836,882.00 | 2,836,882.00 | 97,071,584.69 | N/A | No |
| TULARE | PORTERVILLE UNIFIED | 57/75523-00-013 | Modernization | G | 6/23/2014 | 9/26/2018 | 0.00 | 0.00 | 2,110,130.00 | 2,110,130.00 | 99,181,714.69 | N/A | No |
| FRESNO | KINGS CANYON JOINT UNIFIED | 50/62265-00-008 | New Construction | G | 6/25/2014 | 9/26/2018 | 0.00 | 0.00 | 478,661.00 | 478,661.00 | 99,660,375.69 | N/A | No |
| FRESNO | KINGS CANYON JOINT UNIFIED | 50/62265-00-009 | New Construction | G | 7/9/2014 | 9/26/2018 | 0.00 | 0.00 | 1,483,672.00 | 1,483,672.00 | 101,144,047.69 | N/A | No |
| SAN DIEGO | POWAY UNIFIED | 50/68296-00-021 | New Construction | G | 7/3/2014 | 9/26/2018 | 0.00 | 0.00 | 27,672,923.00 | 27,672,923.00 | 128,816,970.69 | N/A | Yes |
| FRESNO | FRESNO UNIFIED | 59/62166-00-001 | Career Tech Rehabilitation | G | 2/20/2018 | 9/26/2018 | 0.00 | 0.00 | 603,332.00 | 603,332.00 | 129,420,302.69 | N/A | No |
| ORANGE | ANAHEIM UNION HIGH | 59/66431-05-001 | Career Tech Rehabilitation | G | 2/21/2018 | 9/26/2018 | 0.00 | 0.00 | 1,302,330.00 | 1,302,330.00 | 130,722,632.69 | N/A | No |
| LOS ANGELES | LOS ANGELES UNIFIED | 53/64733-00-048 | Critically Overcrowded Schools | L | 10/31/2007 | 10/24/2018 | 0.00 | 0.00 | 54,086.12 | 54,086.12 | 130,776,718.81 | N/A | No |
| CONTRA COSTA | JOHN SWETT UNIFIED | 50/61697-00-002 | New Construction | L | 11/15/2010 | 10/24/2018 | 0.00 | 0.00 | 152,545.56 | 152,545.56 | 130,929,264.37 | N/A | No |
| LOS ANGELES | LOS ANGELES UNIFIED | 56/64733-00-015 | Overcrowding Relief Grant | L | 3/1/2012 | 10/24/2018 | 0.00 | 0.00 | 548.18 | 548.18 | 130,929,812.55 | N/A | No |
| MERCED | LOS BANOS UNIFIED | 50/65755-00-008 | New Construction | G | 7/11/2014 | 10/24/2018 | 0.00 | 0.00 | 12,247,514.00 | 12,247,514.00 | 143,177,326.55 | N/A | No |
| KERN | NORRIS | 57/63693-00-001 | Modernization | G | 7/11/2014 | 10/24/2018 | 0.00 | 0.00 | 4,542,402.00 | 4,542,402.00 | 147,719,728.55 | N/A | No |
| SAN LUIS OBISPO | ATASCADERO UNIFIED | 57/68700-00-003 | Modernization | G | 7/18/2014 | 10/24/2018 | 0.00 | 0.00 | 502,334.00 | 502,334.00 | 148,222,062.55 | N/A | No |
| SAN FRANCISCO | SAN FRANCISCO UNIFIED | 57/68478-00-047 | Modernization | G | 7/21/2014 | 10/24/2018 | 0.00 | 0.00 | 3,292,313.00 | 3,292,313.00 | 151,514,375.55 | N/A | No |
| YUBA | YUBA COUNTY OFFICE OF EDUCATION | 50/10587-00-001 | New Construction | D | 7/22/2014 | 10/24/2018 | 237,732.00 | 0.00 | 237,732.00 | 475,464.00 | 151,989,839.55 | N/A | No |
| YUBA | YUBA COUNTY OFFICE OF EDUCATION | 50/10587-00-002 | New Construction | D | 7/22/2014 | 10/24/2018 | 117,011.00 | 0.00 | 117,011.00 | 234,022.00 | 152,223,861.55 | N/A | No |
| YUBA | YUBA COUNTY OFFICE OF EDUCATION | 50/10587-00-003 | New Construction | D | 7/22/2014 | | | | | | | | |

Unfunded Approvals as of
October 24, 2018 SAB

| County | School District | Application Number | Program | Approval | Received Date | SAB Unfunded Approval | Financial Hardship Apportionment | Loan | State Share | Total Apportionment | Cumulative Amount | Submitted Certification Letter May 2018 | Grant Agreement Received as of 11/30/2018 |
|---------------|---------------------------------|--------------------|------------------|----------|---------------|-----------------------|----------------------------------|---------------------|-----------------------|-----------------------|-------------------|---|---|
| YUBA | YUBA COUNTY OFFICE OF EDUCATION | 50/10587-00-004 | New Construction | D | 7/22/2014 | 10/24/2018 | 58,505.50 | 0.00 | 58,505.50 | 117,011.00 | 152,457,883.55 | N/A | No |
| YUBA | YUBA COUNTY OFFICE OF EDUCATION | 50/10587-00-005 | New Construction | D | 7/22/2014 | 10/24/2018 | 58,505.50 | 0.00 | 58,505.50 | 117,011.00 | 152,574,894.55 | N/A | No |
| YUBA | YUBA COUNTY OFFICE OF EDUCATION | 50/10587-00-006 | New Construction | D | 7/22/2014 | 10/24/2018 | 58,505.50 | 0.00 | 58,505.50 | 117,011.00 | 152,691,905.55 | N/A | No |
| YUBA | YUBA COUNTY OFFICE OF EDUCATION | 50/10587-00-007 | New Construction | D | 7/22/2014 | 10/24/2018 | 58,505.50 | 0.00 | 58,505.50 | 117,011.00 | 152,808,916.55 | N/A | No |
| YUBA | YUBA COUNTY OFFICE OF EDUCATION | 50/10587-00-008 | New Construction | D | 7/22/2014 | 10/24/2018 | 14,784.00 | 0.00 | 45,504.00 | 60,288.00 | 152,869,204.55 | N/A | No |
| SAN FRANCISCO | SAN FRANCISCO UNIFIED | 57/68478-00-048 | Modernization | G | 7/28/2014 | 10/24/2018 | 0.00 | 0.00 | 4,143,328.00 | 4,143,328.00 | 157,012,532.55 | N/A | No |
| ALAMEDA | HAYWARD UNIFIED | 54/61192-02-003 | Charter | D | 6/5/2017 | 10/24/2018 | 0.00 | 778,478.60 | 778,478.60 | 1,556,957.20 | 158,569,489.75 | N/A | No |
| ALAMEDA | HAYWARD UNIFIED | 54/61192-02-004 | Charter | D | 6/5/2017 | 10/24/2018 | 0.00 | 505,582.40 | 505,582.40 | 1,011,164.80 | 159,580,654.55 | N/A | No |
| Total | | | | | | | 6,815,684.29 | 5,237,029.65 | 147,527,940.61 | 159,580,654.55 | | | |

*This Unfunded List (Lack of AB 55 Loans) includes \$11.1 million for 9 projects for Charter School Facilities Program Preliminary Apportionments for Design and Site Funding.

Unfunded Charter Preliminary
As of October 24,2018 SAB

| County | School District | Application Number | Program | Approval | Received Date | SAB Date | Financial Hardship Apportionment | Loan | State Share | Total Apportionment | Prop. 47 | Prop. 55 | Prop. 1D | Prop. 51 |
|------------------------------|-------------------------------|--------------------|---------|----------|---------------|------------|----------------------------------|---------------|---------------|---------------------|--------------|---------------|---------------|---------------|
| Unfunded Charter PA's | | | | | | | | | | | | | | |
| ALAMEDA | OAKLAND UNIFIED | 54/61259-09-001 | Charter | P | 6/1/2007 | 5/28/2008 | 0.00 | 5,956,392.60 | 5,956,393.05 | 11,912,785.65 | 0.00 | 0.00 | 11,912,785.65 | 0.00 |
| SAN DIEGO | SAN DIEGO UNIFIED | 54/68338-02-002 | Charter | P | 9/28/2009 | 7/12/2011 | 0.00 | 1,366,254.90 | 1,366,254.90 | 2,732,509.80 | 0.00 | 0.00 | 2,732,509.80 | 0.00 |
| ALAMEDA | OAKLAND UNIFIED | 54/61259-00-004 | Charter | P | 5/30/2014 | 11/25/2014 | 0.00 | 5,499,728.10 | 5,499,728.10 | 10,999,456.20 | 0.00 | 10,999,456.20 | 0.00 | 0.00 |
| BUTTE | CHICO UNIFIED | 54/61424-00-005 | Charter | P | 4/1/2014 | 4/15/2015 | 0.00 | 249,318.00 | 249,318.00 | 498,636.00 | 0.00 | 0.00 | 498,636.00 | 0.00 |
| SONOMA | SANTA ROSA HIIGH | 54/70920-00-004 | Charter | P | 4/1/2014 | 4/15/2015 | 0.00 | 4,603,432.50 | 4,603,432.50 | 9,206,865.00 | 0.00 | 0.00 | 9,206,865.00 | 0.00 |
| SONOMA | SANTA ROSA HIIGH | 54/70920-00-003 | Charter | P | 4/3/2014 | 4/15/2015 | 0.00 | 319,127.40 | 319,127.40 | 638,254.80 | 0.00 | 0.00 | 638,254.80 | 0.00 |
| SAN JOAQUIN | TRACY JOINT UNIFIED | 54/75499-00-003 | Charter | P | 4/30/2014 | 4/15/2015 | 0.00 | 0.00 | 2,221,196.40 | 2,221,196.40 | 0.00 | 0.00 | 2,221,196.40 | 0.00 |
| SAN JOAQUIN | TRACY JOINT UNIFIED | 54/75499-00-004 | Charter | P | 4/30/2014 | 4/15/2015 | 0.00 | 0.00 | 1,752,495.30 | 1,752,495.30 | 0.00 | 0.00 | 1,752,495.30 | 0.00 |
| SANTA CLARA | ALUM ROCK UNION ELEMENTARY | 54/69369-00-002 | Charter | P | 5/30/2014 | 4/15/2015 | 0.00 | 3,963,237.30 | 3,963,237.30 | 7,926,474.60 | 0.00 | 0.00 | 7,926,474.60 | 0.00 |
| ALAMEDA | OAKLAND UNIFIED | 54/61259-13-002 | Charter | P | 5/28/2014 | 5/27/2015 | 0.00 | 2,916,055.40 | 2,916,055.40 | 5,832,110.80 | 0.00 | 0.00 | 5,832,110.80 | 0.00 |
| ALAMEDA | OAKLAND UNIFIED | 54/61259-13-002 | Charter | P | 5/28/2014 | 8/26/2015 | 0.00 | 8,558,059.50 | 8,558,059.50 | 17,116,119.00 | 0.00 | 0.00 | 17,116,119.00 | 0.00 |
| SANTA CLARA | ALUM ROCK UNION ELEMENTARY | 54/69369-00-003 | Charter | P | 5/30/2014 | 12/9/2015 | 0.00 | 231,079.95 | 231,079.95 | 462,159.90 | 0.00 | 10,660.00 | 451,499.90 | 0.00 |
| SAN DIEGO | SAN DIEGO UNIFIED | 54/68338-00-003 | Charter | P | 5/18/2017 | 1/24/2018 | 0.00 | 0.00 | 5,223,938.40 | 5,223,938.40 | 0.00 | 0.00 | 0.00 | 5,223,938.40 |
| SAN DIEGO | SAN DIEGO UNIFIED | 54/68338-00-005 | Charter | P | 5/18/2017 | 1/24/2018 | 0.00 | 0.00 | 1,852,054.20 | 1,852,054.20 | 0.00 | 0.00 | 0.00 | 1,852,054.20 |
| ALAMEDA | OAKLAND UNIFIED | 54/61259-09-008 | Charter | P | 5/26/2017 | 1/24/2018 | 0.00 | 1,109,148.30 | 1,109,148.30 | 2,218,296.60 | 0.00 | 0.00 | 0.00 | 2,218,296.60 |
| ALAMEDA | OAKLAND UNIFIED | 54/61259-09-009 | Charter | P | 5/26/2017 | 1/24/2018 | 0.00 | 11,544,660.00 | 11,544,660.00 | 23,089,320.00 | 0.00 | 0.00 | 0.00 | 23,089,320.00 |
| SANTA BARBARA | LOMPOC UNIFIED | 54/69229-00-001 | Charter | P | 6/1/2017 | 1/24/2018 | 0.00 | 135,120.30 | 331,062.30 | 466,182.60 | 0.00 | 0.00 | 0.00 | 466,182.60 |
| SAN DIEGO | SAN DIEGO UNIFIED | 54/68338-00-006 | Charter | P | 6/2/2017 | 1/24/2018 | 0.00 | 0.00 | 23,036,581.80 | 23,036,581.80 | 0.00 | 0.00 | 0.00 | 23,036,581.80 |
| SAN DIEGO | SAN DIEGO UNIFIED | 54/68338-00-007 | Charter | P | 6/2/2017 | 1/24/2018 | 0.00 | 0.00 | 11,742,390.90 | 11,742,390.90 | 0.00 | 0.00 | 0.00 | 11,742,390.90 |
| ALAMEDA | OAKLAND UNIFIED | 54/61259-00-006 | Charter | P | 6/5/2017 | 1/24/2018 | 0.00 | 9,842,314.50 | 9,842,314.50 | 19,684,629.00 | 0.00 | 0.00 | 0.00 | 19,684,629.00 |
| ALAMEDA | OAKLAND UNIFIED | 54/61259-09-006 | Charter | P | 6/5/2017 | 1/24/2018 | 0.00 | 2,139,365.70 | 2,139,365.70 | 4,278,731.40 | 0.00 | 0.00 | 0.00 | 4,278,731.40 |
| ALAMEDA | OAKLAND UNIFIED | 54/61259-09-007 | Charter | P | 6/5/2017 | 1/24/2018 | 0.00 | 4,610,634.30 | 4,610,634.30 | 9,221,268.60 | 0.00 | 0.00 | 0.00 | 9,221,268.60 |
| ALAMEDA | OAKLAND UNIFIED | 54/61259-09-010 | Charter | P | 6/5/2017 | 1/24/2018 | 0.00 | 1,801,854.90 | 1,801,854.90 | 3,603,709.80 | 0.00 | 0.00 | 0.00 | 3,603,709.80 |
| ALAMEDA | OAKLAND UNIFIED | 54/61259-09-011 | Charter | P | 6/5/2017 | 1/24/2018 | 0.00 | 19,352,563.20 | 19,352,563.20 | 38,705,126.40 | 0.00 | 0.00 | 0.00 | 38,705,126.40 |
| ALAMEDA | OAKLAND UNIFIED | 54/61259-13-005 | Charter | P | 6/5/2017 | 1/24/2018 | 0.00 | 626,722.20 | 626,722.20 | 1,253,444.40 | 0.00 | 0.00 | 0.00 | 1,253,444.40 |
| ALAMEDA | OAKLAND UNIFIED | 54/61259-13-006 | Charter | P | 6/5/2017 | 1/24/2018 | 0.00 | 3,037,278.60 | 3,037,278.60 | 6,074,557.20 | 0.00 | 0.00 | 0.00 | 6,074,557.20 |
| CONTRA COSTA | WEST CONTRA COSTA UNIFIED | 54/61796-04-001 | Charter | P | 6/5/2017 | 1/24/2018 | 0.00 | 6,658,852.50 | 6,658,852.50 | 13,317,705.00 | 0.00 | 0.00 | 0.00 | 13,317,705.00 |
| CONTRA COSTA | WEST CONTRA COSTA UNIFIED | 54/61796-04-002 | Charter | P | 6/5/2017 | 1/24/2018 | 0.00 | 5,037,607.80 | 5,037,607.80 | 10,075,215.60 | 0.00 | 0.00 | 0.00 | 10,075,215.60 |
| MARIPOSA | MARIPOSA COUNTY UNIFIED | 54/65532-00-001 | Charter | P | 6/5/2017 | 1/24/2018 | 0.00 | 0.00 | 1,092,709.80 | 1,092,709.80 | 0.00 | 0.00 | 0.00 | 1,092,709.80 |
| SACRAMENTO | SAN JUAN UNIFIED | 54/67447-00-005 | Charter | P | 6/5/2017 | 1/24/2018 | 0.00 | 0.00 | 5,974,846.20 | 5,974,846.20 | 0.00 | 0.00 | 0.00 | 5,974,846.20 |
| TULARE | VISALIA UNIFIED | 54/72256-00-001 | Charter | P | 6/5/2017 | 1/24/2018 | 0.00 | 3,378,707.10 | 3,378,707.10 | 6,757,414.20 | 0.00 | 0.00 | 0.00 | 6,757,414.20 |
| TULARE | VISALIA UNIFIED | 54/72256-00-002 | Charter | P | 6/5/2017 | 1/24/2018 | 0.00 | 5,195,620.80 | 5,195,620.80 | 10,391,241.60 | 0.00 | 0.00 | 0.00 | 10,391,241.60 |
| TULARE | VISALIA UNIFIED | 54/72256-00-003 | Charter | P | 6/5/2017 | 1/24/2018 | 0.00 | 2,169,537.30 | 2,169,537.30 | 4,339,074.60 | 0.00 | 0.00 | 0.00 | 4,339,074.60 |
| TULARE | VISALIA UNIFIED | 54/72256-00-004 | Charter | P | 6/5/2017 | 1/24/2018 | 0.00 | 753,290.10 | 753,290.10 | 1,506,580.20 | 0.00 | 0.00 | 0.00 | 1,506,580.20 |
| SOLANO | VALLEJO CITY UNIFIED | 54/70581-00-006 | Charter | P | 5/22/2016 | 2/28/2018 | 0.00 | 13,277,356.90 | 13,277,356.90 | 26,554,713.80 | 590,900.00 | 2,315,550.00 | 12,651,864.00 | 10,996,399.80 |
| SOLANO | VALLEJO CITY UNIFIED | 54/70581-00-007 | Charter | P | 5/22/2016 | 2/28/2018 | 0.00 | 452,842.20 | 452,842.20 | 905,684.40 | 0.00 | 0.00 | 905,684.40 | 0.00 |
| SAN DIEGO | SAN DIEGO UNIFIED | 54/68338-00-004 | Charter | P | 5/18/2017 | 2/28/2018 | 0.00 | 0.00 | 5,649,357.60 | 5,649,357.60 | 0.00 | 0.00 | 0.00 | 5,649,357.60 |
| ALAMEDA | OAKLAND UNIFIED | 54/61259-12-005 | Charter | P | 5/26/2017 | 2/28/2018 | 0.00 | 1,673,397.00 | 1,673,397.00 | 3,346,794.00 | 0.00 | 0.00 | 0.00 | 3,346,794.00 |
| ALAMEDA | OAKLAND UNIFIED | 54/61259-12-006 | Charter | P | 5/26/2017 | 2/28/2018 | 0.00 | 1,701,603.00 | 1,701,603.00 | 3,403,206.00 | 0.00 | 0.00 | 0.00 | 3,403,206.00 |
| SACRAMENTO | NATOMAS UNIFIED | 54/75283-00-008 | Charter | P | 5/26/2017 | 2/28/2018 | 0.00 | 0.00 | 2,573,846.10 | 2,573,846.10 | 0.00 | 0.00 | 2,573,846.10 | 0.00 |
| LOS ANGELES | LOS ANGELES UNIFIED | 54/64733-00-101 | Charter | P | 6/2/2017 | 2/28/2018 | 0.00 | 13,850,962.20 | 13,850,962.20 | 27,701,924.40 | 0.00 | 0.00 | 0.00 | 27,701,924.40 |
| ALAMEDA | OAKLAND UNIFIED | 54/61259-00-011 | Charter | P | 6/2/2017 | 2/28/2018 | 0.00 | 9,184,988.70 | 9,184,988.70 | 18,369,977.40 | 0.00 | 0.00 | 0.00 | 18,369,977.40 |
| SAN DIEGO | SAN DIEGO UNIFIED | 54/68338-00-008 | Charter | P | 6/2/2017 | 2/28/2018 | 0.00 | 0.00 | 15,156,028.80 | 15,156,028.80 | 0.00 | 0.00 | 0.00 | 15,156,028.80 |
| SANTA CLARA | MORGAN HILL UNIFIED | 54/69583-00-002 | Charter | P | 6/5/2017 | 2/28/2018 | 0.00 | 6,209,740.80 | 6,209,740.80 | 12,419,481.60 | 0.00 | 0.00 | 0.00 | 12,419,481.60 |
| SAN DIEGO | CAJON VALLEY UNION ELEMENTARY | 54/67991-00-002 | Charter | P | 6/5/2017 | 2/28/2018 | 0.00 | 2,365,949.70 | 2,365,949.70 | 4,731,899.40 | 0.00 | 0.00 | 0.00 | 4,731,899.40 |
| SAN DIEGO | CAJON VALLEY UNION ELEMENTARY | 54/67991-00-003 | Charter | P | 6/5/2017 | 2/28/2018 | 0.00 | 1,567,601.10 | 1,567,601.10 | 3,135,202.20 | 0.00 | 0.00 | 0.00 | 3,135,202.20 |
| SANTA CLARA | EAST SIDE UNION HIGH | 54/69427-00-005 | Charter | P | 6/5/2017 | 2/28/2018 | 0.00 | 13,973,119.20 | 13,973,119.20 | 27,946,238.40 | 0.00 | 0.00 | 0.00 | 27,946,238.40 |
| SANTA CLARA | EAST SIDE UNION HIGH | 54/69427-00-006 | Charter | P | 6/5/2017 | 2/28/2018 | 0.00 | 246,867.30 | 246,867.30 | 493,734.60 | 0.00 | 0.00 | 0.00 | 493,734.60 |
| SAN DIEGO | CAJON VALLEY UNION ELEMENTARY | 54/67991-00-001 | Charter | P | 6/5/2017 | 2/28/2018 | 0.00 | 4,381,450.20 | 4,381,450.20 | 8,762,900.40 | 0.00 | 0.00 | 0.00 | 8,762,900.40 |
| ALAMEDA | OAKLAND UNIFIED | 54/61259-00-010 | Charter | P | 6/5/2017 | 2/28/2018 | 0.00 | 10,227,982.50 | 10,227,982.50 | 20,455,965.00 | 0.00 | 0.00 | 0.00 | 20,455,965.00 |
| SACRAMENTO | SAN JUAN UNIFIED | 54/67447-00-006 | Charter | P | 6/5/2017 | 2/28/2018 | 0.00 | 0.00 | 5,701,526.10 | 5,701,526.10 | 0.00 | 0.00 | 0.00 | 5,701,526.10 |
| ALAMEDA | OAKLAND UNIFIED | 54/61259-13-003 | Charter | P | 6/5/2017 | 2/28/2018 | 0.00 | 1,103,925.60 | 1,103,925.60 | 2,207,851.20 | 0.00 | 0.00 | 0.00 | 2,207,851.20 |
| ALAMEDA | OAKLAND UNIFIED | 54/61259-13-004 | Charter | P | 6/5/2017 | 2/28/2018 | 0.00 | 1,176,715.80 | 1,176,715.80 | 2,353,431.60 | 0.00 | 0.00 | 0.00 | 2,353,431.60 |
| SAN BERNARDINO | SAN BERNARDINO CITY UNIFIED | 54/67876-00-004 | Charter | P | 6/5/2017 | 2/28/2018 | 0.00 | 2,064,591.00 | 2,064,591.00 | 4,129,182.00 | 0.00 | 0.00 | 0.00 | 4,129,182.00 |
| SACRAMENTO | SACRAMENTO CITY UNIFIED | 54/67439-00-007 | Charter | P | 6/5/2017 | 2/28/2018 | 0.00 | 5,049,542.70 | 5,049,542.70 | 10,099,085.40 | 0.00 | 0.00 | 0.00 | 10,099,085.40 |
| SACRAMENTO | SACRAMENTO CITY UNIFIED | 54/67439-00-008 | Charter | P | 6/5/2017 | 2/28/2018 | 0.00 | 6,288,725.20 | 6,288,725.20 | 12,577,450.40 | 0.00 | 0.00 | 0.00 | 12,577,450.40 |
| SAN DIEGO | CHULA VISTA ELEMENTARY | 54/68023-00-002 | Charter | P | 6/5/2017 | 2/28/2018 | 0.00 | 0.00 | 2,688,022.80 | 2,688,022.80 | 0.00 | 0.00 | 0.00 | 2,688,022.80 |
| SOLANO | VALLEJO CITY UNIFIED | 54/70581-00-004 | Charter | P | 5/22/2017 | 05/23/2018 | 0.00 | 200,755.80 | 200,755.80 | 401,511.60 | 401,511.60 | 0.00 | 0.00 | 0.00 |
| SOLANO | VALLEJO CITY UNIFIED | 54/70581-00-005 | Charter | P | 5/22/2017 | 05/23/2018 | 0.00 | 8,001,594.70 | 8,001,594.70 | 16,003,189.40 | 2,076,164.03 | 6,036,845.61 | 7,820,113.01 | 70,066.75 |
| LOS ANGELES | LOS ANGELES UNIFIED | 54/64733-00-102 | Charter | P | 6/1/2017 | 05/23/2018 | 0.00 | 5,109,828.80 | 5,109,828.80 | 10,219,657.60 | 0.00 | 0.00 | 10,219,657.60 | 0.00 |
| SAN JOAQUIN | TRACY JOINT UNIFIED | 54/75499-00-005 | Charter | P | 6/5/2017 | 05/23/2018 | 0.00 | 0.00 | 2,341,304.10 | 2,341,304.10 | 900,000.00 | 839,855.10 | 601,449.00 | 0.00 |
| ALAMEDA | HAYWARD UNIFIED | 54/61192-02-003 | Charter | P | 6/5/2017 | 10/24/2018 | 0.00 | 7,006,307.40 | 7,006,307.40 | 14,012,614.80 | 0.00 | 0.00 | 14,012,614.80 | 0.00 |
| ALAMEDA | HAYWARD UNIFIED | 54/61192-02-004 | Charter | P | 6/5/2017 | 10/24/2018 | 0.00 | 4,550,241.60 | 4,550,241.60 | 9,100,483.20 | 0.00 | 0.00 | 9,100,483.20 | 0.00 |

| | | | | | | | | |
|--------------|-------------|-----------------------|-----------------------|-----------------------|---------------------|----------------------|-----------------------|-----------------------|
| Total | 0.00 | 230,722,052.65 | 317,924,293.60 | 548,646,346.25 | 3,968,575.63 | 20,202,366.91 | 118,174,659.36 | 406,300,744.35 |
|--------------|-------------|-----------------------|-----------------------|-----------------------|---------------------|----------------------|-----------------------|-----------------------|

INFORMATION ITEM

SCHOOL FACILITY PROGRAM OFFICE OF PUBLIC SCHOOL CONSTRUCTION FUNDING WORKLOAD LISTING (Applications Received Through October 31, 2018)

The New Construction and Modernization projects on this list represent completed applications awaiting the Office of Public School Construction processing and scheduling to the State Allocation Board.

This list includes future workload that is identified as:

- Pending reflects workload that has been processed by the OPSC but awaiting further information/documentation from the district.
- Reviewing reflects currently being processed by the OPSC.

Pursuant to SFP Regulation Section 1859.95.1, this list also includes applications that were received, but not reviewed by the Office of Public School Construction (OPSC). This list is presented to the State Allocation Board for acknowledgement.

This list is also available on the Internet and is updated on the first and third Fridays of each month.

www.dgs.ca.gov/opsc

SFP APPLICATIONS
New Construction and Charter School Facilities Program
- Workload as of October 31, 2018 -

| District | County | Site Name | Application Number | OPSC Date Received | Estimated State Grant (a) | Financial Hardship (b) | Notification Occurred** |
|-------------------------------------|-----------------|------------------------------------|---------------------------|---------------------------|----------------------------------|-------------------------------|--------------------------------|
| Ross Valley | Marin | White Hill Middle | 50/75002-00-002 | 10/28/13 | \$ 3,231,322 | \$ - | 12/4/2017 |
| Pleasant View Elementary | Tulare | Pleasant View Elementary | 50/72058-00-003 | 04/01/14 | \$ 451,388 | \$ 451,388 | 1/12/2018 |
| Firebaugh-Las Deltas Unified | Fresno | Mills (Arthur E.) Intermediate | 50/73809-00-004 | 07/31/14 | \$ 782,366 | \$ - | 2/1/2018 |
| Marin County Office of Education | Marin | Marin Community | 50/10215-00-001 | 08/14/14 | \$ 1,532,100 | \$ - | 2/1/2018 |
| Bakersfield City Elementary | Kern | Dr. Douglas K. Fletcher Elementary | 50/63321-00-028 | 08/14/14 | \$ 778,252 | \$ - | 2/1/2018 |
| Bakersfield City Elementary | Kern | Sequoia Middle | 50/63321-00-029 | 08/14/14 | \$ 1,916,665 | \$ - | 2/1/2018 |
| Kings Canyon Joint Unified | Fresno | Alta Elementary | 50/62265-00-010 | 08/15/14 | \$ 724,408 | \$ - | 2/1/2018 |
| Sequoia Union High | San Mateo | Myrtle Street | 50/69062-01-008 | 08/18/14 | \$ 8,799,369 | \$ - | 2/1/2018 |
| San Ramon Valley Unified | Contra Costa | Gale Ranch Middle | 50/61804-02-008 | 08/20/14 | \$ 482,106 | \$ - | 2/1/2018 |
| San Ramon Valley Unified | Contra Costa | Dougherty Valley High | 50/61804-02-009 | 08/20/14 | \$ 1,615,969 | \$ - | 2/1/2018 |
| Washington Colony Elementary | Fresno | Washington Colony Elementary | 50/62513-00-001 | 08/20/14 | \$ 2,182,944 | \$ 2,182,944 | 2/1/2018 |
| Templeton Unified | San Luis Obispo | Templeton Elementary | 50/68841-00-001 | 08/20/14 | \$ 978,993 | \$ - | 2/1/2018 |
| Grossmont Union High | San Diego | Elite Academy | 50/68130-13-006 | 09/02/14 | \$ 2,705,363 | \$ - | 2/1/2018 |
| Irvine Unified | Orange | Irvine High | 50/73650-00-020 | 09/02/14 | \$ 6,138,311 | \$ - | 2/1/2018 |
| Clovis Unified | Fresno | Clark Intermediate | 50/62117-00-019 | 09/05/14 | \$ 3,602,578 | \$ - | 3/1/2018 |
| Dublin Unified | Alameda | J.M. Amador Elementary | 50/75093-00-010 | 09/19/14 | \$ 30,095,249 | \$ - | 3/1/2018 |
| Clovis Unified | Fresno | Sierra Vista Elementary | 50/62117-00-020 | 09/23/14 | \$ 311,626 | \$ - | 3/1/2018 |
| Ripon Unified | San Joaquin | Weston Elementary | 50/68650-00-006 | 09/25/14 | \$ 6,566,957 | \$ - | 3/1/2018 |
| Etiwanda Elementary | San Bernardino | David W. Long Elementary | 50/67702-00-014 | 10/23/14 | \$ 1,539,556 | \$ - | 3/1/2018 |
| Newhall Elementary | Los Angeles | Newhall Elementary | 50/64832-00-005 | 10/30/14 | \$ 5,139,703 | \$ - | 3/1/2018 |
| Newhall Elementary | Los Angeles | Old Orchard Elementary | 50/64832-00-006 | 10/30/14 | \$ 4,613,319 | \$ - | 3/1/2018 |
| Central Unified | Fresno | New High | 50/73965-00-018 | 10/31/14 | \$ 46,521,629 | \$ - | 3/1/2018 |
| Oxnard Elementary | Ventura | Harrington Elementary | 50/72538-00-011 | 11/14/14 | \$ 10,354,774 | \$ - | 9/4/2018 |
| Plaza Elementary | Glenn | Plaza Elementary | 50/62638-00-002 | 12/03/14 | \$ 117,939 | \$ 117,939 | 9/4/2018 |
| Liberty Elementary | Tulare | Liberty Elementary | 50/71985-00-003 | 12/03/14 | \$ 1,721,086 | \$ 1,721,086 | 9/4/2018 |
| Visalia Unified | Tulare | Redwood High | 50/72256-00-028 | 12/03/14 | \$ 7,143,776 | \$ - | 9/4/2018 |
| Los Banos Unified | Merced | New Middle | 50/65755-00-009 | 12/23/14 | \$ 14,960,089 | \$ - | 10/8/2018 |
| Monterey County Office of Education | Monterey | Salinas Community | 50/10272-00-011 | 12/30/14 | \$ 2,541,064 | \$ 2,541,064 | 10/8/2018 |
| Manzanita Elementary | Butte | Manzanita Elementary | 50/61499-00-003 | 12/30/14 | \$ 2,866,696 | \$ 2,866,696 | 10/8/2018 |
| Pixley Union Elementary | Tulare | Pixley Elementary | 50/72041-00-002 | 12/30/14 | \$ 3,245,795 | \$ 3,245,795 | 10/8/2018 |
| Pixley Union Elementary | Tulare | Pixley Middle | 50/72041-00-003 | 12/30/14 | \$ 1,678,242 | \$ 1,678,242 | 10/8/2018 |
| Irvine Unified | Orange | Portola Springs High | 50/73650-00-021 | 01/08/15 | \$ 123,721,268 | \$ - | 11/5/2018 |
| Ducor Union Elementary | Tulare | Ducor Elementary | 50/71894-00-002 | 01/13/15 | \$ 2,319,460 | \$ - | 11/5/2018 |
| Sulphur Springs Union Elementary | Los Angeles | Pinetree Community Elementary | 50/65045-00-009 | 01/28/15 | \$ 4,144,353 | \$ - | 11/5/2018 |
| Oxnard Elementary | Ventura | Drifill Elementary | 50/72538-00-012 | 02/09/15 | \$ 1,664,334 | \$ - | 11/5/2018 |
| McFarland Unified | Kern | New Elementary | 50/73908-00-010 | 02/23/15 | \$ 8,595,998 | \$ - | 11/5/2018 |
| Elk Grove Unified | Sacramento | Dillard Elementary | 50/67314-00-044 | 03/23/15 | \$ 5,108,855 | \$ - | |
| Fremont Union High | Santa Clara | Homestead High | 50/69468-01-003 | 03/25/15 | \$ 1,976,666 | \$ - | |
| Chaffey Joint Union High | San Bernardino | Rancho Cucamonga High | 50/67652-00-016 | 04/03/15 | \$ 1,643,765 | \$ - | |
| Chaffey Joint Union High | San Bernardino | Etiwanda High | 50/67652-00-017 | 04/03/15 | \$ 2,157,761 | \$ - | |
| Santa Maria-Bonita | Santa Barbara | Acquistapace | 50/69120-00-018 | 04/10/15 | \$ 1,764,277 | \$ - | |
| Santa Maria-Bonita | Santa Barbara | Tommie Knust | 50/69120-00-019 | 04/10/15 | \$ 3,887,345 | \$ - | |
| Irvine Unified | Orange | Portola Springs Elementary | 50/73650-00-022 | 04/13/15 | \$ 29,839,911 | \$ - | |
| Sulphur Springs Union Elementary | Los Angeles | Valley View Elementary | 50/65045-00-010 | 04/28/15 | \$ 5,703,458 | \$ - | |
| Irvine Unified | Orange | Beacon Park | 50/73650-00-023 | 04/29/15 | \$ 36,959,900 | \$ - | |

SFP APPLICATIONS
New Construction and Charter School Facilities Program
- Workload as of October 31, 2018 -

| District | County | Site Name | Application Number | OPSC Date Received | Estimated State Grant (a) | Financial Hardship (b) | Notification Occurred** |
|------------------------------------|----------------|--------------------------------|---------------------------|---------------------------|----------------------------------|-------------------------------|--------------------------------|
| Chaffey Joint Union High | San Bernardino | Alta Loma High | 50/67652-00-018 | 05/01/15 | \$ 2,649,434 | \$ - | |
| Chaffey Joint Union High | San Bernardino | Ontario High | 50/67652-00-019 | 05/07/15 | \$ 2,910,144 | \$ - | |
| San Dieguito Union High | San Diego | Pacific Trails Middle | 50/68346-00-004 | 05/08/15 | \$ 14,687,083 | \$ - | |
| Burrel Union Elementary | Fresno | Burrel Elementary | 50/62042-00-001 | 05/22/15 | \$ 168,978 | \$ 168,978 | |
| Temple City Unified | Los Angeles | Doug Sears Learning Center | 50/65052-00-002 | 06/19/15 | \$ 452,717 | \$ - | |
| Irvine Unified | Orange | Northwood High (Culinary Arts) | 50/73650-00-024 | 07/22/15 | \$ 453,283 | \$ - | |
| Irvine Unified | Orange | Creekside High (Culinary Arts) | 50/73650-00-025 | 07/22/15 | \$ 499,337 | \$ - | |
| Sequoia Union High | San Mateo | Menlo-Atherton High | 50/69062-01-006 | 07/29/15 | \$ 2,396,850 | \$ - | |
| Alisal Union | Monterey | Bardin Elementary | 50/65961-00-009 | 07/30/15 | \$ 1,072,281 | \$ 1,072,281 | |
| Solano County Office of Education | Solano | Armijo High | 50/10488-00-029 | 08/03/15 | \$ 971,682 | \$ 971,682 | |
| Palm Springs Unified | Riverside | Cielo Vista Charter | 50/67173-00-004 | 08/03/15 | \$ 964,455 | \$ - | |
| Oxnard Union High | Ventura | Rancho Campana High | 50/72546-00-001 | 08/03/15 | \$ 19,776,228 | \$ - | |
| San Marcos Unified | San Diego | Double Peak | 50/73791-00-015 | 08/03/15 | \$ 34,823,016 | \$ - | |
| Irvine Unified | Orange | Jeffrey Trail Middle | 50/73650-00-026 | 08/05/15 | \$ 1,149,226 | \$ - | |
| Irvine Unified | Orange | Cypress Village Elemetnary | 50/73650-00-027 | 08/05/15 | \$ 1,300,562 | \$ - | |
| Santa Maria Joint Union High | Santa Barbara | Santa Maria High | 50/69310-00-005 | 08/06/15 | \$ 1,396,468 | \$ - | |
| Downey Unified | Los Angeles | Warren High | 50/64451-00-012 | 08/12/15 | \$ 904,943 | \$ - | |
| Fresno Unified | Fresno | Baird Middle | 50/62166-00-030 | 08/17/15 | \$ 1,600,107 | \$ - | |
| Merced City Elementary | Merced | Charles Wright Elementary | 50/65771-00-017 | 08/17/15 | \$ 189,225 | \$ - | |
| Merced City Elementary | Merced | John Muir Elementar | 50/65771-00-018 | 08/17/15 | \$ 400,829 | \$ - | |
| Merced City Elementary | Merced | Burbank Elementary | 50/65771-00-019 | 08/17/15 | \$ 378,450 | \$ - | |
| Merced City Elementary | Merced | Rivera Elementary | 50/65771-00-020 | 08/17/15 | \$ 5,328,632 | \$ - | |
| Sanger Unified | Fresno | Sanger High | 50/62414-00-015 | 08/19/15 | \$ 978,373 | \$ - | |
| Brawley Elementary | Imperial | Barbara Worth Junior High | 50/63073-00-001 | 08/25/15 | \$ 2,012,933 | \$ - | |
| Larkspur Elementary | Marin | The Cove | 50/65367-00-001 | 08/28/15 | \$ 1,545,351 | \$ - | |
| Dehesa | San Diego | Dehesa Elementary | 50/68049-00-001 | 08/31/15 | \$ 2,450,571 | \$ - | |
| Fremont Unified | Alameda | Azeveda (Joseph) Elementary | 50/61176-00-005 | 09/18/15 | \$ 1,352,221 | \$ - | |
| Fremont Unified | Alameda | Mattos (John G.) Elementary | 50/61176-00-006 | 09/18/15 | \$ 1,391,882 | \$ - | |
| Santa Maria Joint Union High | Santa Barbara | Pioneer Valley High | 50/69310-00-006 | 09/18/15 | \$ 3,300,368 | \$ - | |
| Clovis Unified | Fresno | Temperance Clinton Elementary | 50/62117-00-021 | 09/22/15 | \$ 11,554,700 | \$ - | |
| Newport-Mesa Unified | Orange | Newport Harbor High | 50/66597-00-019 | 09/22/15 | \$ 2,006,783 | \$ - | |
| Victor Elementary | San Bernardino | Arrowhead Elementary | 50/67918-00-010 | 09/28/15 | \$ 8,890,173 | \$ - | |
| Grossmont Union High | San Diego | Monte Vista High | 50/68130-12-007 | 10/01/15 | \$ 2,497,982 | \$ - | |
| Riverdale Joint Unified | Fresno | Riverdale High | 50/75408-00-001 | 10/01/15 | \$ 1,916,025 | \$ - | |
| Sanger Unified | Fresno | Madison Elementary | 50/62414-00-016 | 10/05/15 | \$ 1,117,400 | \$ - | |
| Ventura County Office Of Education | Ventura | Gateway Community | 50/10561-00-004 | 10/09/15 | \$ 621,901 | \$ 621,901 | |
| Shiloh Elementary | Stanislaus | Shiloh Elementary | 50/71274-00-001 | 10/19/15 | \$ 2,637,229 | \$ 2,637,229 | |
| Fremont Unified | Alameda | Irvington High | 50/61176-00-007 | 10/29/15 | \$ 4,926,653 | \$ - | |
| Grossmont Union High | San Diego | Valhala High | 50/68130-12-008 | 10/29/15 | \$ 3,858,896 | \$ - | |
| Chico Unified | Butte | Marsh (Harry M.) Junior High | 50/61424-00-004 | 10/30/15 | \$ 1,359,460 | \$ - | |
| Chico Unified | Butte | Marsh (Harry M.) Junior High | 50/61424-00-005 | 10/30/15 | \$ 779,623 | \$ - | |
| Chico Unified | Butte | Chico Junior High | 50/61424-00-006 | 10/30/15 | \$ 1,349,660 | \$ - | |
| Salinas Union High | Monterey | New High #5 | 50/66159-00-006 | 10/30/15 | \$ 29,477,632 | \$ - | |
| Palm Springs Unified | Riverside | Raymond Cree Middle | 50/67173-00-005 | 10/30/15 | \$ 2,932,202 | \$ - | |
| Elk Grove Unified | Sacramento | Anatolia II Elementary | 50/67314-00-045 | 10/30/15 | \$ 11,103,115 | \$ - | |

SFP APPLICATIONS
New Construction and Charter School Facilities Program
- Workload as of October 31, 2018 -

| District | County | Site Name | Application Number | OPSC Date Received | Estimated State Grant (a) | Financial Hardship (b) | Notification Occurred** |
|-----------------------------------|----------------|---------------------------------|---------------------------|---------------------------|----------------------------------|-------------------------------|--------------------------------|
| Orange County Office of Education | Orange | Community School #9 | 50/10306-00-019 | 11/02/15 | \$ 8,467,056 | \$ 8,467,056 | |
| Grossmont Union High | San Diego | Granite Hills High | 50/68130-12-009 | 11/02/15 | \$ 2,051,438 | \$ - | |
| Centinela Valley Union High | Los Angeles | Lawndale High | 50/64352-00-005 | 11/13/15 | \$ 4,589,460 | \$ - | |
| Sundale Union Elementary | Tulare | Sundale Elementary | 50/72173-00-006 | 11/20/15 | \$ 655,814 | \$ 655,814 | |
| Oak Valley Union Elementary | Tulare | Oak Valley Elementary | 50/72017-00-005 | 12/01/15 | \$ 154,982 | \$ 154,982 | |
| Rocklin Unified | Placer | Granite Oaks Middle | 50/75085-00-013 | 12/29/15 | \$ 3,481,565 | \$ - | |
| Roseville City Elementary | Placer | W-70 Elementary | 50/66910-00-014 | 01/27/16 | \$ 9,632,057 | \$ - | |
| Raisin City Elementary | Fresno | Raisin City Elementary | 50/62380-00-001 | 03/10/16 | \$ 3,535,707 | \$ 3,535,707 | |
| Visalia Unified | Tulare | New Visalia Middle | 50/72256-00-029 | 03/29/16 | \$ 15,096,058 | \$ - | |
| Porterville Unified | Tulare | Bellevue Elementary | 50/75523-00-007 | 03/29/16 | \$ 3,236,061 | \$ - | |
| Sequoia Union High | San Mateo | Sequoia High | 50/69062-00-014 | 04/05/16 | \$ 453,283 | \$ - | |
| Sequoia Union High | San Mateo | Carlmont High | 50/69062-00-015 | 04/06/16 | \$ 5,162,761 | \$ - | |
| Clay Joint Elementary | Fresno | Clay Elementary | 50/62109-00-002 | 04/11/16 | \$ 28,870 | \$ 28,870 | |
| Natomas Unified | Sacramento | Natomas Star Academy Charter | 50/75283-00-015 | 04/12/16 | \$ 8,792,567 | \$ - | |
| San Ramon Valley Unified | Contra Costa | Dougherty Valley High | 50/61804-00-041 | 04/14/16 | \$ 4,048,034 | \$ - | |
| Sanger Unified | Fresno | John Wash | 50/62414-00-017 | 04/25/16 | \$ 2,221,535 | \$ - | |
| Downey Unified | Los Angeles | Warren High | 50/64451-00-013 | 04/25/16 | \$ 1,390,932 | \$ - | |
| San Ramon Valley Unified | Contra Costa | Bella Vista Elementary | 50/61804-00-040 | 05/06/16 | \$ 10,890,387 | \$ - | |
| Chaffey Joint Union High | San Bernardino | Chaffey High | 50/67652-00-020 | 05/12/16 | \$ 13,256,842 | \$ - | |
| Irvine Unified | Orange | Portola Springs Elementary | 50/73650-00-028 | 06/01/16 | \$ 1,421,676 | \$ - | |
| Santa Rita Union Elementary | Monterey | Kantro K-8 Site | 50/66191-00-008 | 06/02/16 | \$ 1,110,400 | \$ 1,110,400 | |
| Santa Rita Union Elementary | Monterey | Sbrana K-5 Site | 50/66191-00-009 | 06/02/16 | \$ 721,760 | \$ 721,760 | |
| Sequoia Union High | San Mateo | Sequoia High | 50/69062-00-016 | 06/28/16 | \$ 6,806,310 | \$ - | |
| Santa Rita Union Elementary | Monterey | Bolsa Knolls Middle | 50/66191-00-010 | 07/01/16 | \$ 1,806,969 | \$ 1,806,969 | |
| Sequoia Union High | San Mateo | Menlo-Atherton High | 50/69062-01-007 | 07/14/16 | \$ 5,589,541 | \$ - | |
| Alisal Union | Monterey | Frank Paul Elementary | 50/65961-00-010 | 07/18/16 | \$ 3,651,342 | \$ - | |
| Atwater Elementary | Merced | Thomas Olaeta Elementary | 50/65631-00-003 | 07/22/16 | \$ 294,744 | \$ - | |
| Atwater Elementary | Merced | Shaffer Elementary | 50/65631-00-004 | 07/22/16 | \$ 315,430 | \$ - | |
| Elk Grove Unified | Sacramento | Laguna Ridge North Elementary | 50/67314-00-046 | 07/22/16 | \$ 14,169,483 | \$ - | |
| Bonsall Unified | San Diego | Norman L. Sullivan Middle | 50/76851-00-001 | 07/22/16 | \$ 3,649,982 | \$ - | |
| William S. Hart Union High | Los Angeles | Canyon High | 50/65136-00-011 | 07/25/16 | \$ 2,169,718 | \$ - | |
| Fresno Unified | Fresno | Figarden Elementary | 50/62166-00-031 | 07/27/16 | \$ 5,565,448 | \$ - | |
| Irvine Unified | Orange | Cypress Village Elementary | 50/73650-00-029 | 08/01/16 | \$ 876,147 | \$ - | |
| Irvine Unified | Orange | PA 5B Elementary | 50/73650-00-030 | 08/01/16 | \$ 49,184,798 | \$ - | |
| Temple City Unified | Los Angeles | Temple City High | 50/65052-00-003 | 08/02/16 | \$ 4,985,620 | \$ - | |
| Palm Springs Unified | Riverside | Katherine Finchy Elementary | 50/67173-00-006 | 08/03/16 | \$ 419,780 | \$ - | |
| Palm Springs Unified | Riverside | Landau Elementary | 50/67173-00-007 | 08/03/16 | \$ 1,735,747 | \$ - | |
| Palm Springs Unified | Riverside | Rio Vista Elementary | 50/67173-00-008 | 08/03/16 | \$ 319,070 | \$ - | |
| Palm Springs Unified | Riverside | Sunny Sands Elementary | 50/67173-00-009 | 08/03/16 | \$ 773,042 | \$ - | |
| Palm Springs Unified | Riverside | Cabot Yerxa Elementary | 50/67173-00-010 | 08/03/16 | \$ 356,574 | \$ - | |
| Palm Springs Unified | Riverside | Cathedral City Elementary | 50/67173-00-011 | 08/03/16 | \$ 695,316 | \$ - | |
| Palm Springs Unified | Riverside | Bella Vista Elementary | 50/67173-00-012 | 08/03/16 | \$ 531,104 | \$ - | |
| Perris Elementary | Riverside | Clearwater Elementary | 50/67199-00-012 | 08/05/16 | \$ 13,608,405 | \$ - | |
| Bakersfield City Elementary | Kern | Voorhies Elementary | 50/63321-00-030 | 08/11/16 | \$ 3,229,377 | \$ - | |
| Azusa Unified | Los Angeles | Ellington (Alice M.) Elementary | 50/64279-00-001 | 08/11/16 | \$ 70,113 | \$ - | |

SFP APPLICATIONS
New Construction and Charter School Facilities Program
- Workload as of October 31, 2018 -

| District | County | Site Name | Application Number | OPSC Date Received | Estimated State Grant (a) | Financial Hardship (b) | Notification Occurred** |
|-----------------------------|----------------|-------------------------------|---------------------------|---------------------------|----------------------------------|-------------------------------|--------------------------------|
| Fairfield-Suisun Unified | Solano | Public Safety Academy | 50/70540-00-026 | 08/11/16 | \$ 1,885,017 | \$ - | |
| Palm Springs Unified | Riverside | Two Bunch Palms Elementary | 50/67173-00-013 | 08/12/16 | \$ 334,328 | \$ - | |
| Panama-Buena Vista Union | Kern | Sing Lum Elementary | 50/63362-00-040 | 08/15/16 | \$ 8,988,375 | \$ - | |
| Etiwanda Elementary | San Bernardino | Elementary #13 | 50/67702-00-015 | 08/15/16 | \$ 15,179,007 | \$ - | |
| Guadalupe Union Elementary | Santa Barbara | New Middle | 50/69203-00-001 | 08/15/16 | \$ 9,470,146 | \$ 9,470,146 | |
| Natomas Unified | Sacramento | Bannon Creek Elementary | 50/75283-00-016 | 08/16/16 | \$ 5,341,955 | \$ - | |
| Burlingame | San Mateo | Burlingame Intermediate | 50/68882-00-003 | 08/18/16 | \$ 4,337,469 | \$ - | |
| Burlingame | San Mateo | Hoover Elementary | 50/68882-00-004 | 08/18/16 | \$ 5,995,695 | \$ - | |
| Riverside Unified | Riverside | Riverside STEM Academy | 50/67215-00-026 | 08/24/16 | \$ 452,717 | \$ - | |
| Riverside Unified | Riverside | Jefferson Elementary | 50/67215-00-027 | 08/24/16 | \$ 311,237 | \$ - | |
| Riverside Unified | Riverside | Castle View Elementary | 50/67215-00-028 | 08/24/16 | \$ 311,237 | \$ - | |
| Fremont Unified | Alameda | Warm Springs Elementary | 50/61176-00-008 | 08/29/16 | \$ 4,143,412 | \$ - | |
| Liberty Union High | Contra Costa | Liberty High | 50/61721-00-006 | 09/14/16 | \$ 2,748,797 | \$ - | |
| Whittier City Elementary | Los Angeles | Wallen L. Andrews Elementary | 50/65110-00-009 | 09/15/16 | \$ 2,325,066 | \$ - | |
| Whittier City Elementary | Los Angeles | Phelan (Daniel) Elementary | 50/65110-00-010 | 09/16/16 | \$ 680,996 | \$ - | |
| Kerman Unified | Fresno | Kerman Middle | 50/73999-00-008 | 09/21/16 | \$ 296,785 | \$ - | |
| Madera Unified | Madera | New K-6 Elementary | 50/65243-00-010 | 09/29/16 | \$ 11,445,005 | \$ - | |
| Capistrano Unified | Orange | San Clemente High | 50/66464-00-020 | 10/25/16 | \$ 8,592,144 | \$ - | |
| Capistrano Unified | Orange | San Juan Hills High | 50/66464-00-021 | 10/25/16 | \$ 8,115,189 | \$ - | |
| Pioneer Union Elementary | Kings | Pioneer Elementary | 50/63990-00-003 | 10/26/16 | \$ 4,337,647 | \$ - | |
| Merced City Elementary | Merced | Peterson Elementary | 50/65771-00-021 | 10/26/16 | \$ 713,510 | \$ - | |
| Bayshore Elementary | San Mateo | Bayshore Elementary | 50/68858-00-001 | 10/26/16 | \$ 2,575,585 | \$ - | |
| Los Banos Unified | Merced | Mercey Springs Elementary | 50/65755-00-010 | 10/27/16 | \$ 4,733,373 | \$ - | |
| Chaffey Joint Union High | San Bernardino | Rancho Cucamonga High | 50/67652-00-021 | 10/27/16 | \$ 1,619,213 | \$ - | |
| Fresno Unified | Fresno | Turner Elementary | 50/62166-00-032 | 10/28/16 | \$ 2,681,414 | \$ - | |
| Sanger Unified | Fresno | Sanger Academy Charter | 50/62414-00-018 | 10/28/16 | \$ 1,519,111 | \$ - | |
| Manteca Unified | San Joaquin | Shasta Elementary | 50/68593-00-024 | 10/28/16 | \$ 2,210,445 | \$ - | |
| Manteca Unified | San Joaquin | Lathrop Elementary | 50/68593-00-025 | 10/28/16 | \$ 2,782,724 | \$ - | |
| Manteca Unified | San Joaquin | Sequoia Elementary | 50/68593-00-026 | 10/28/16 | \$ 2,302,306 | \$ - | |
| Central Union High | Imperial | Phoenix Rising High | 50/63115-00-001 | 10/31/16 | \$ 469,996 | \$ - | |
| Heber Elementary | Imperial | Dogwood Elementary | 50/63131-00-005 | 10/31/16 | \$ 1,938,209 | \$ 1,938,209 | |
| Sequoia Union High | San Mateo | Menlo-Atherton High | 50/69062-00-017 | 10/31/16 | \$ 3,032,044 | \$ - | |
| Ceres Unified | Stanislaus | Ceres High | 50/71043-00-033 | 10/31/16 | \$ 1,529,877 | \$ - | |
| Windsor Unified | Sonoma | Windsor Oaks Academy | 50/75358-00-016 | 10/31/16 | \$ 2,167,755 | \$ - | |
| Dinuba Unified | Tulare | New High | 50/75531-00-006 | 10/31/16 | \$ 5,179,575 | \$ 5,179,575 | |
| Lancaster Elementary | Los Angeles | Endeavour Middle | 50/64667-00-010 | 11/01/16 | \$ 1,402,297 | \$ - | |
| Tipton Elementary | Tulare | Tipton Elementary | 50/72215-00-002 | 11/22/16 | \$ 2,548,113 | \$ 2,548,113 | |
| Long Beach Unified | Los Angeles | Browning High | 50/64725-00-019 | 12/12/16 | \$ 14,094,276 | \$ - | |
| Santa Maria-Bonita | Santa Barbara | Ida Redmond Taylor Elementary | 50/69120-00-020 | 12/19/16 | \$ 1,732,224 | \$ - | |
| Santa Maria-Bonita | Santa Barbara | Liberty Elementary | 50/69120-00-021 | 12/19/16 | \$ 1,732,224 | \$ - | |
| William S. Hart Union High | Los Angeles | Castaic High | 50/65136-00-012 | 12/29/16 | \$ 64,405,723 | \$ - | |
| Folsom-Cordova Unified | Sacramento | Sundahl (Carl H.) Elementary | 50/67330-21-009 | 01/06/17 | \$ 6,088,796 | \$ - | |
| Greenfield Union Elementary | Monterey | Apple Avenue Elementary | 50/66035-00-002 | 01/07/17 | \$ 2,345,428 | \$ 2,345,428 | |
| Corcoran Joint Unified | Kings | John Muir Middle | 50/63891-00-001 | 01/13/17 | \$ 750,830 | \$ - | |
| Natomas Unified | Sacramento | Westlake K-8 Charter | 50/75283-00-017 | 01/13/17 | \$ 17,136,100 | \$ - | |

SFP APPLICATIONS
New Construction and Charter School Facilities Program
- Workload as of October 31, 2018 -

| District | County | Site Name | Application Number | OPSC Date Received | Estimated State Grant (a) | Financial Hardship (b) | Notification Occurred** |
|---------------------------------------|---------------|--------------------------------|---------------------------|---------------------------|----------------------------------|-------------------------------|--------------------------------|
| Perris Union High | Riverside | High School #4 | 50/67207-00-010 | 01/19/17 | \$ 51,487,315 | \$ - | |
| Pacific Elementary | Santa Cruz | Pacific Elementary | 50/69781-00-001 | 01/20/17 | \$ 111,040 | \$ 111,040 | |
| Pacific Elementary | Santa Cruz | Pacific Elementary | 50/69781-00-002 | 01/20/17 | \$ 111,040 | \$ 111,040 | |
| Arvin Union Elementary | Kern | Sierra Vista Elementary | 50/63313-00-003 | 01/26/17 | \$ 3,734,020 | \$ - | |
| Visalia Unified | Tulare | Riverway Elementary | 50/72256-00-030 | 01/26/17 | \$ 11,114,715 | \$ - | |
| Natomas Unified | Sacramento | Heron Elementary | 50/75283-00-018 | 02/03/17 | \$ 3,124,919 | \$ - | |
| Natomas Unified | Sacramento | Discovery High | 50/75283-00-019 | 02/03/17 | \$ 518,124 | \$ - | |
| Pomona Unified | Los Angeles | Philadelphia Elementary | 50/64907-00-032 | 02/06/17 | \$ 2,330,783 | \$ - | |
| Corcoran Joint Unified | Kings | Mark Twain Elementary | 50/63891-00-002 | 02/07/17 | \$ 1,327,950 | \$ - | |
| Los Molinos Unified | Tehama | Los Molinos Elementary | 50/71571-00-001 | 02/07/17 | \$ 553,824 | \$ 553,824 | |
| Stockton Unified | San Joaquin | El Dorado Elementary | 50/68676-04-002 | 02/09/17 | \$ 423,811 | \$ - | |
| Sequoia Union Elementary | Tulare | Sequoia Elementary | 50/72116-00-002 | 02/24/17 | \$ 427,885 | \$ 427,885 | |
| Jurupa Unified | Riverside | New K-8 School #5 | 50/67090-00-012 | 03/07/17 | \$ 15,507,131 | \$ - | |
| William S. Hart Union High | Los Angeles | Saugus High | 50/65136-00-013 | 03/10/17 | \$ 1,505,563 | \$ - | |
| Buena Vista Elementary | Tulare | Buena Vista Elementary | 50/71829-00-003 | 03/15/17 | \$ 2,966,043 | \$ 2,966,043 | |
| Capistrano Unified | Orange | Esencia K-8 | 50/66464-00-022 | 03/22/17 | \$ 35,047,431 | \$ - | |
| Scotts Valley Unified | Santa Cruz | Scotts Valley Middle | 50/75432-00-001 | 04/20/17 | \$ 5,317,001 | \$ - | |
| Downey Unified | Los Angeles | Stauffer Middle | 50/64451-00-014 | 04/21/17 | \$ 2,784,640 | \$ - | |
| Elk Grove Unified | Sacramento | East Franklin Elementary | 50/67314-00-047 | 04/24/17 | \$ 14,783,137 | \$ - | |
| Chula Vista Elementary | San Diego | Saburo Muraoka Elementary | 50/68023-00-012 | 04/26/17 | \$ 17,912,631 | \$ - | |
| Capistrano Unified | Orange | Tesoro High | 50/66464-00-023 | 05/05/17 | \$ 7,841,392 | \$ - | |
| Brittan Elementary | Sutter | Brittan Elementary | 50/71357-00-002 | 05/05/17 | \$ 4,097,432 | \$ 4,097,432 | |
| Downey Unified | Los Angeles | Stauffer Middle | 50/64451-00-015 | 05/08/17 | \$ 2,332,553 | \$ - | |
| Kern High | Kern | Foothill High | 50/63529-00-009 | 05/17/17 | \$ 968,944 | \$ - | |
| Lammersville Joint Unified | San Joaquin | Peter Hansen Elementary | 50/76760-00-007 | 06/07/17 | \$ 11,873,345 | \$ - | |
| Ackerman Elementary | Placer | Bowman Elementary | 50/66761-00-003 | 06/16/17 | \$ 1,068,193 | \$ - | |
| Standard Elementary | Kern | Standard Middle | 50/63792-00-002 | 06/22/17 | \$ 2,065,579 | \$ - | |
| Farmersville Unified | Tulare | Farmersville High | 50/75325-00-008 | 06/23/17 | \$ 1,926,790 | \$ 1,926,790 | |
| Imperial Unified | Imperial | Cross Elementary | 50/63164-00-006 | 07/03/17 | \$ 11,889,879 | \$ - | |
| Palm Springs Unified | Riverside | Agua Caliente Elementary | 50/67173-00-014 | 07/06/17 | \$ 4,873,871 | \$ - | |
| Pierce Joint Unified | Colusa | Pierce High | 50/61614-00-004 | 07/07/17 | \$ 1,480,857 | \$ - | |
| Jurupa Unified | Riverside | Sunnyslope Elementary | 50/67090-00-013 | 07/12/17 | \$ 2,722,065 | \$ - | |
| Oxnard Elementary | Ventura | Lemonwood Elementary | 50/72538-00-013 | 07/19/17 | \$ 12,225,183 | \$ - | |
| Sacramento County Office of Education | Sacramento | New Community School | 50/10348-00-003 | 07/25/17 | \$ 404,846 | \$ 404,846 | |
| Dublin Unified | Alameda | Dougherty Elementary | 50/75093-00-011 | 07/28/17 | \$ 1,998,741 | \$ - | |
| Poway Unified | San Diego | Stone Ranch Elementary | 50/68296-00-022 | 08/01/17 | \$ 6,508,805 | \$ - | |
| Riverside Unified | Riverside | John F. Kennedy Elementary | 50/67215-00-029 | 08/02/17 | \$ 315,887 | \$ - | |
| Riverside Unified | Riverside | Emerson Elementary | 50/67215-00-030 | 08/02/17 | \$ 315,887 | \$ - | |
| Chawanakee Unified | Madera | Hillside Elementary | 50/75606-00-002 | 08/02/17 | \$ 12,565,858 | \$ - | |
| Menifee Union Elementary | Riverside | Elementary School #10 | 50/67116-00-014 | 08/03/17 | \$ 14,544,346 | \$ - | |
| Sequoia Union High | San Mateo | Redwood High | 50/69062-00-018 | 08/03/17 | \$ 2,218,255 | \$ - | |
| Irvine Unified | Orange | Portola Springs Elementary | 50/73650-00-031 | 08/03/17 | \$ 948,994 | \$ - | |
| Dublin Unified | Alameda | Cottonwood Creek Elementary | 50/75093-00-012 | 08/07/17 | \$ 22,789,083 | \$ - | |
| Corona-Norco Unified | Riverside | Augustine Ramirez Intermediate | 50/67033-00-040 | 08/08/17 | \$ 1,009,935 | \$ - | |
| William S. Hart Union High | Los Angeles | Placerita Junior High | 50/65136-00-014 | 08/09/17 | \$ 2,890,803 | \$ - | |

SFP APPLICATIONS
New Construction and Charter School Facilities Program
- Workload as of October 31, 2018 -

| District | County | Site Name | Application Number | OPSC Date Received | Estimated State Grant (a) | Financial Hardship (b) | Notification Occurred** |
|----------------------------------|----------------|--|---------------------------|---------------------------|----------------------------------|-------------------------------|--------------------------------|
| Alisal Union | Monterey | Fremont Elementary | 50/65961-00-011 | 08/10/17 | \$ 7,231,447 | \$ - | |
| Hesperia Unified | San Bernardino | Maple Elementary | 50/75044-00-035 | 08/10/17 | \$ 648,182 | \$ - | |
| Murrieta Valley Unified | Riverside | Vista Murrieta High | 50/75200-00-024 | 08/11/17 | \$ 5,794,403 | \$ - | |
| Porterville Unified | Tulare | Porterville High | 50/75523-00-008 | 08/11/17 | \$ 906,565 | \$ - | |
| Porterville Unified | Tulare | Monache High | 50/75523-00-009 | 08/11/17 | \$ 2,525,778 | \$ - | |
| Lamont Elementary | Kern | Myrtle Avenue Elementary | 50/63560-00-001 | 08/14/17 | \$ 248,990 | \$ - | |
| Western Placer Unified | Placer | Lincoln High | 50/66951-00-009 | 08/14/17 | \$ 2,965,340 | \$ - | |
| Sanger Unified | Fresno | Ronald W. Reagan Elementary | 50/62414-00-019 | 08/15/17 | \$ 576,555 | \$ - | |
| Sanger Unified | Fresno | Sequoia Elementary | 50/62414-00-020 | 08/15/17 | \$ 972,351 | \$ - | |
| Sanger Unified | Fresno | Washington Academic Middle | 50/62414-00-021 | 08/15/17 | \$ 83,348 | \$ - | |
| Bakersfield City Elementary | Kern | Voorhies Elementary | 50/63321-00-031 | 08/15/17 | \$ 1,330,267 | \$ - | |
| Escondido Union Elementary | San Diego | Mission Middle | 50/68098-00-007 | 08/15/17 | \$ 3,500,559 | \$ - | |
| Old Adobe Union Elementary | Sonoma | Loma Vista Immersion Academy | 50/70847-00-003 | 08/15/17 | \$ 1,363,324 | \$ - | |
| Natomas Unified | Sacramento | Natomas Park Elementary | 50/75283-00-020 | 08/15/17 | \$ 3,086,656 | \$ - | |
| Martinez Unified | Contra Costa | Alhambra Senior High | 50/61739-00-003 | 08/16/17 | \$ 2,742,337 | \$ - | |
| Escondido Union | San Diego | Quantum Academy | 50/68098-00-008 | 08/16/17 | \$ 1,410,545 | \$ - | |
| Fremont Unified | Alameda | Brookvale Elementary | 50/61176-00-009 | 08/17/17 | \$ 2,518,817 | \$ - | |
| Fremont Unified | Alameda | Patterson Elementary | 50/61176-00-010 | 08/17/17 | \$ 2,526,392 | \$ - | |
| Alameda City Unified | Alameda | Frank Otis Elementary | 50/61119-00-001 | 08/18/17 | \$ 2,195,724 | \$ - | |
| McCabe Union Elementary | Imperial | Corfman Middle | 50/63180-00-004 | 08/18/17 | \$ 706,996 | \$ - | |
| Natomas Unified | Sacramento | Natomas Pacific Pathways Prep Middle | 50/75283-00-021 | 08/18/17 | \$ 3,948,395 | \$ - | |
| Jurupa Unified | Riverside | New K-8 School #5 | 50/67090-00-014 | 08/23/17 | \$ 3,581,554 | \$ - | |
| Placer Union High | Placer | Del Oro High | 50/66894-00-006 | 08/24/17 | \$ 14,245,259 | \$ - | |
| Cutler-Orosi Joint Unified | Tulare | Orosi High | 50/71860-00-006 | 08/24/17 | \$ 3,431,530 | \$ - | |
| Irvine Unified | Orange | Rancho San Joaquin Middle | 50/73650-00-032 | 08/24/17 | \$ 10,223,148 | \$ 10,223,148 | |
| Merced City Elementary | Merced | Ada Givens Elementary | 50/65771-00-022 | 08/25/17 | \$ 1,205,026 | \$ - | |
| Sacramento City Unified | Sacramento | Kit Carson Middle | 50/67439-00-004 | 08/30/17 | \$ 1,970,132 | \$ - | |
| Capay Joint Union Elementary | Glenn | Capay Joint Union Elementary | 50/62554-00-001 | 09/01/17 | \$ 2,070,382 | \$ 2,070,382 | |
| Palo Verde Union Elementary | Tulare | Palo Verde Elementary | 50/72033-00-004 | 09/01/17 | \$ 61,069 | \$ 61,069 | |
| Irvine Unified | Orange | Heritage Field K-8 | 50/73650-00-033 | 09/06/17 | \$ 41,372,337 | \$ - | |
| Bakersfield City Elementary | Kern | Stella Hills Elementary | 50/63321-00-032 | 09/14/17 | \$ 3,229,025 | \$ - | |
| Bakersfield City Elementary | Kern | Evergreen Elementary | 50/63321-00-033 | 09/15/17 | \$ 1,457,130 | \$ - | |
| Weaver Union | Merced | Weaver Middle | 50/65862-00-002 | 09/15/17 | \$ 4,595,737 | \$ - | |
| Heber Elementary | Imperial | Heber Elementary | 50/63131-00-007 | 09/18/17 | \$ 3,014,314 | \$ - | |
| Raymond-Knowles Union Elementary | Madera | Raymond-Knowles Elementary | 50/65276-00-001 | 09/19/17 | \$ 197,883 | \$ 197,883 | |
| Burbank Unified | Los Angeles | Bret Harte Elementary | 50/64337-00-003 | 09/21/17 | \$ 630,828 | \$ - | |
| Saugus Union | Los Angeles | West Creek Academy | 50/64998-00-019 | 09/27/17 | \$ 3,699,651 | \$ - | |
| Maple Elementary | Kern | Maple Elementary | 50/63610-00-002 | 09/29/17 | \$ 1,023,481 | \$ 1,023,481 | |
| Banta Elementary | San Joaquin | Banta Elementary | 50/68486-00-003 | 09/29/17 | \$ 196,978 | \$ 196,978 | |
| Hanford Elementary | Kings | Monroe Elementary | 50/63917-00-003 | 10/03/17 | \$ 448,984 | \$ - | |
| Greenfield Union Elementary | Monterey | Mary Chapa Literacy and Technology Academy | 50/66035-00-003 | 10/03/17 | \$ 749,769 | \$ 749,769 | |
| Antelope Elementary | Tehama | Antelope Elementary | 50/71472-00-001 | 10/06/17 | \$ 38,695 | \$ - | |
| Antelope Elementary | Tehama | Antelope Elementary | 50/71472-00-002 | 10/06/17 | \$ 38,695 | \$ - | |
| Antelope Elementary | Tehama | Antelope Elementary | 50/71472-00-003 | 10/06/17 | \$ 38,695 | \$ - | |
| Antelope Elementary | Tehama | Antelope Elementary | 50/71472-00-004 | 10/06/17 | \$ 218,001 | \$ - | |

SFP APPLICATIONS
New Construction and Charter School Facilities Program
- Workload as of October 31, 2018 -

| District | County | Site Name | Application Number | OPSC Date Received | Estimated State Grant (a) | Financial Hardship (b) | Notification Occurred** |
|---------------------------------------|---------------|---------------------------------|---------------------------|---------------------------|----------------------------------|-------------------------------|--------------------------------|
| Palo Alto Unified | Santa Clara | Henry M. Gunn High | 50/69641-00-003 | 10/11/17 | \$ 3,238,427 | \$ - | |
| Milpitas Unified | Santa Clara | Mabel Mattos Elementary | 50/73387-00-001 | 10/12/17 | \$ 16,845,997 | \$ - | |
| Firebaugh-Las Deltas Joint Unified | Fresno | Arthur E. Mills Intermediate | 50/73809-00-005 | 10/12/17 | \$ 397,254 | \$ - | |
| Panama-Buena Vista Union | Kern | Dolores S. Whitley Elementary | 50/63362-00-041 | 10/16/17 | \$ 12,071,259 | \$ - | |
| Folsom-Cordova Unified | Sacramento | Sutter Middle | 50/67330-21-010 | 10/16/17 | \$ 6,584,059 | \$ - | |
| Folsom-Cordova Unified | Sacramento | Oak Chan Elementary | 50/67330-21-011 | 10/16/17 | \$ 8,445,042 | \$ - | |
| Lancaster Elementary | Los Angeles | Linda Verde Elementary | 50/64667-00-011 | 10/17/17 | \$ 1,115,805 | \$ - | |
| Southern Humboldt Joint Unified | Humboldt | South Fork Junior - Senior High | 50/63040-00-001 | 10/18/17 | \$ 1,360,522 | \$ - | |
| Southern Humboldt Joint Unified | Humboldt | Redway Elementary | 50/63040-00-002 | 10/18/17 | \$ 896,296 | \$ - | |
| Greenfield Union Elementary | Monterey | Apple Avenue Elementary | 50/66035-00-002 | 10/19/17 | \$ 9,381,712 | \$ 9,381,712 | |
| Central Unified | Fresno | Hahn Phan Tilley | 50/73965-00-019 | 10/23/17 | \$ 11,679,644 | \$ - | |
| Hollister Elementary | San Benito | Santana Ranch Elementary TK-8 | 50/67470-00-003 | 10/26/17 | \$ 2,061,901 | \$ 2,061,901 | |
| Santa Paula Unified | Ventura | East Area 1 | 50/76828-00-001 | 10/27/17 | \$ 24,572,839 | \$ - | |
| Fremont Unified | Alameda | Lila Bringham Elementary | 50/61176-00-011 | 10/31/17 | \$ 32,667,294 | \$ - | |
| San Benito High | San Benito | San Benito High | 50/67538-00-002 | 10/31/17 | \$ 5,002,975 | \$ - | |
| San Marcos Unified | San Diego | Alvin M Dunn Elementary | 50/73791-00-016 | 10/31/17 | \$ 8,926,096 | \$ - | |
| Dinuba Unified | Tulare | New High | 50/75531-00-007 | 10/31/17 | \$ 1,195,768 | \$ 1,195,768 | |
| Wiseburn Unified | Los Angeles | Wiseburn High | 50/76869-00-001 | 10/31/17 | \$ 963,069 | \$ - | |
| San Marcos Unified | San Diego | Alvin M Dunn Elementary | 50/73791-00-017 | 11/03/17 | \$ 433,316 | \$ - | |
| Oxnard Elementary | Ventura | Thurgood Marshall Elementary | 50/72538-00-014 | 11/13/17 | \$ 4,113,728 | \$ - | |
| Lammersville Joint Unified | San Joaquin | Mountain House High | 50/76760-00-008 | 11/29/17 | \$ 4,515,588 | \$ - | |
| Millville Elementary | Shasta | Millville Elementary | 50/70052-00-002 | 12/04/17 | \$ 387,910 | \$ 387,910 | |
| Hollister Elementary | San Benito | Sunnyslope Elementary | 50/67470-00-004 | 12/07/17 | \$ 5,060,372 | \$ - | |
| Wasco Union Elementary | Kern | Teresa Burke Elementary | 50/63842-00-004 | 12/11/17 | \$ 926,805 | \$ - | |
| Ceres Unified | Stanislaus | Central Valley High | 50/71043-00-034 | 12/14/17 | \$ 2,348,896 | \$ - | |
| Beaumont Unified | Riverside | Starlight Elementary | 50/66993-00-019 | 12/19/17 | \$ 13,448,499 | \$ - | |
| Kerman Unified | Fresno | Kerman High | 50/73999-00-009 | 12/19/17 | \$ 8,430,953 | \$ - | |
| Santa Maria Joint Union High | Santa Barbara | Ernest Righetti High | 50/69310-00-007 | 12/21/17 | \$ 16,425,817 | \$ - | |
| Irvine Unified | Orange | Stone Creek Elementary | 50/73650-00-034 | 12/26/17 | \$ 681,602 | \$ - | |
| Fremont Unified | Alameda | American High | 50/61176-00-012 | 01/02/18 | \$ 8,941,241 | \$ - | |
| Merced City Elementary | Merced | Franklin Elementary | 50/65771-00-023 | 01/04/18 | \$ 1,254,719 | \$ - | |
| Butteville Union Elementary | Siskiyou | Butteville Elementary | 50/70201-00-002 | 01/08/18 | \$ 794,536 | \$ - | |
| Menifee Union Elementary | Riverside | Elementary #14 | 50/67116-00-015 | 01/10/18 | \$ 13,764,919 | \$ - | |
| Rio Elementary | Ventura | Rio Steam K-8 | 50/72561-00-006 | 01/12/18 | \$ 12,743,164 | \$ - | |
| Redondo Beach Unified | Los Angeles | Redondo Union High | 50/75341-00-001 | 01/16/18 | \$ 2,646,278 | \$ - | |
| San Ramon Valley Unified | Contra Costa | Stone Valley Middle | 50/61804-00-042 | 01/17/18 | \$ 2,259,928 | \$ - | |
| Monson-Sultana Joint Union Elementary | Tulare | Monson-Sultana Elementary | 50/72009-00-002 | 01/22/18 | \$ 189,699 | \$ 189,699 | |
| Escondido Union | San Diego | Central Elementary | 50/68098-00-009 | 01/23/18 | \$ 3,704,661 | \$ - | |
| Fairfield-Suisun Unified | Solano | Public Safety Academy | 50/70540-00-027 | 01/25/18 | \$ 4,803,198 | \$ - | |
| Irvine Unified | Orange | Creekside High | 50/73650-00-035 | 01/25/18 | \$ 1,579,717 | \$ - | |
| Irvine Unified | Orange | Sierra Vista Middle | 50/73650-00-036 | 01/25/18 | \$ 1,572,100 | \$ - | |
| Irvine Unified | Orange | South Lake Middle | 50/73650-00-037 | 01/25/18 | \$ 870,227 | \$ - | |
| Southern Kern Unified | Kern | Hamilton Elementary | 50/63776-00-002 | 02/13/18 | \$ 11,736,558 | \$ 11,736,558 | |
| West Park Elementary | Fresno | West Park Elementary | 50/62539-00-001 | 02/15/18 | \$ 528,065 | \$ 528,065 | |
| Beaumont Unified | Riverside | Beaumont Senior High | 50/66993-00-020 | 02/20/18 | \$ 965,901 | \$ - | |

SFP APPLICATIONS
New Construction and Charter School Facilities Program
- Workload as of October 31, 2018 -

| District | County | Site Name | Application Number | OPSC Date Received | Estimated State Grant (a) | Financial Hardship (b) | Notification Occurred** |
|------------------------------|-----------------|---------------------------------------|---------------------------|---------------------------|----------------------------------|-------------------------------|--------------------------------|
| Carpinteria Unified | Santa Barbara | Carpinteria Family | 50/69146-00-002 | 02/27/18 | \$ 1,382,615 | \$ - | |
| Carpinteria Unified | Santa Barbara | Canalino Elementary | 50/69146-00-003 | 02/27/18 | \$ 1,252,982 | \$ - | |
| Irvine Unified | Orange | Eastshore Elementary | 50/73650-00-038 | 03/02/18 | \$ 835,854 | \$ - | |
| Irvine Unified | Orange | Venado Middle | 50/73650-00-039 | 03/02/18 | \$ 2,231,969 | \$ - | |
| Corona-Norco Unified | Riverside | John Adams Elementary | 50/67033-00-041 | 03/06/18 | \$ 3,086,390 | \$ - | |
| Roseville Joint Union High | Placer | New High School #6 | 50/66928-00-008 | 03/12/18 | \$ 26,629,500 | \$ - | |
| Tulare City | Tulare | Alpine Vista Elementary | 50/72231-00-005 | 03/13/18 | \$ 3,969,972 | \$ - | |
| Gerber Union Elementary | Tehama | Gerber Elementary | 50/71548-00-001 | 03/15/18 | \$ 468,016 | \$ 468,016 | |
| Newman-Crows Landing Unified | Stanislaus | Hurd Barrington Elementary | 50/73601-00-005 | 03/16/18 | \$ 578,350 | \$ - | |
| Snowline Joint Unified | San Bernardino | New Elementary | 50/73957-00-016 | 03/19/18 | \$ 1,850,720 | \$ 1,850,720 | |
| Snowline Joint Unified | San Bernardino | New Elementary | 50/73957-00-017 | 03/19/18 | \$ 84,062 | \$ 84,062 | |
| Snowline Joint Unified | San Bernardino | New Elementary | 50/73957-00-018 | 03/19/18 | \$ 84,062 | \$ 84,062 | |
| San Jacinto Unified | Riverside | New Middle School | 50/67249-00-017 | 03/21/18 | \$ 25,322,444 | \$ - | |
| Irvine Unified | Orange | Loma Ridge Elementary | 50/73650-00-040 | 03/21/18 | \$ 33,872,655 | \$ - | |
| Livingston Union | Merced | Campus Park Elementary | 50/65748-00-003 | 03/28/18 | \$ 2,247,743 | \$ - | |
| Livingston Union | Merced | Selma Herndon Elementary | 50/65748-00-004 | 03/28/18 | \$ 1,101,192 | \$ - | |
| Livingston Union | Merced | Yamato Colony Elementary | 50/65748-00-005 | 03/28/18 | \$ 774,268 | \$ - | |
| Victor Elementary | San Bernardino | Elementary School #20 | 50/67918-00-011 | 03/30/18 | \$ 10,935,579 | \$ - | |
| Madera Unified | Madera | Matilda Torres High | 50/65243-00-011 | 04/03/18 | \$ 36,161,659 | \$ - | |
| San Jose Unified | Santa Clara | San Jose High | 50/69666-00-001 | 04/06/18 | \$ 471,583 | \$ - | |
| Corona-Norco Unified | Riverside | Lincoln Alternative Elementary | 50/67033-00-042 | 04/10/18 | \$ 1,641,187 | \$ - | |
| Irvine Unified | Orange | Rancho San Joaquin Middle | 50/73650-00-041 | 04/11/18 | \$ 1,108,967 | \$ - | |
| Coalinga-Huron Unified | Fresno | Huron Elementary | 50/62125-00-005 | 04/13/18 | \$ 3,166,987 | \$ - | |
| Coalinga-Huron Unified | Fresno | Henry F Bishop Elementary | 50/62125-00-006 | 04/13/18 | \$ 2,601,786 | \$ - | |
| Coalinga-Huron Unified | Fresno | Nell Dawson Elementary | 50/62125-00-007 | 04/13/18 | \$ 3,397,140 | \$ - | |
| Coalinga-Huron Unified | Fresno | Huron Middle | 50/62125-00-008 | 04/13/18 | \$ 3,304,410 | \$ - | |
| Santa Maria Joint Union High | Santa Barbara | Ag Ed & Career Tech Center | 50/69310-00-008 | 04/17/18 | \$ 4,547,024 | \$ - | |
| San Marcos Unified | San Diego | San Marcos Middle | 50/73791-00-018 | 04/17/18 | \$ 9,500,378 | \$ - | |
| Clay Joint Elementary | Fresno | Clay Elementary | 50/62109-00-003 | 04/19/18 | \$ 1,422,476 | \$ 1,422,476 | |
| Buckeye Union Elementary | El Dorado | Charter Montessori Valley View Campus | 50/61838-00-008 | 04/23/18 | \$ 2,289,961 | \$ - | |
| Oxnard | Ventura | Elm Street Elementary | 50/72538-00-015 | 04/30/18 | \$ 8,595,811 | \$ - | |
| Oakley Union Elementary | Contra Costa | Summer Lake Elementary | 50/61762-00-011 | 05/03/18 | \$ 11,345,343 | \$ 11,345,343 | |
| Centinela Valley Union High | Los Angeles | Lawndale High | 50/64352-00-006 | 05/04/18 | \$ 5,840,880 | \$ - | |
| Sutter Union High | Sutter | Sutter High | 50/71449-00-003 | 05/08/18 | \$ 6,127,663 | \$ 6,127,663 | |
| Sanger Unified | Fresno | Sanger Educational Complex | 50/62414-00-022 | 05/11/18 | \$ 24,284,563 | \$ - | |
| Wasco Union Elementary | Kern | Palm Avenue Elementary | 50/63842-00-005 | 05/21/18 | \$ 1,363,433 | \$ 1,363,433 | |
| Visalia Unified | Tulare | Denton Elementary | 50/72256-00-031 | 05/21/18 | \$ 9,966,124 | \$ - | |
| Jurupa Unified | Riverside | Glen Avon Elementary | 50/67090-00-015 | 05/22/18 | \$ 914,157 | \$ - | |
| San Dieguito Union High | San Diego | Pacific Trails Middle | 50/68346-00-005 | 05/29/18 | \$ 6,239,976 | \$ - | |
| Bakersfield City | Kern | Noble Elementary | 50/63321-00-034 | 05/31/18 | \$ 1,584,750 | \$ - | |
| Konocti Unified | Lake | Lower Lake High | 50/64022-00-001 | 05/31/18 | \$ 478,657 | \$ - | |
| Kern High | Kern | Independence High | 50/63529-00-010 | 06/05/18 | \$ 9,406,276 | \$ - | |
| Caruthers Unified | Fresno | Caruthers Elementary | 50/75598-00-001 | 06/05/18 | \$ 1,702,182 | \$ - | |
| Lucia Mar Unified | San Luis Obispo | Grover Beach Elementary | 50/68759-00-007 | 06/06/18 | \$ 3,096,406 | \$ - | |
| Brea-Olinda Unified | Orange | Olinda Elementary | 50/66449-00-002 | 06/08/18 | \$ 867,837 | \$ - | |

SFP APPLICATIONS
New Construction and Charter School Facilities Program
- Workload as of October 31, 2018 -

| District | County | Site Name | Application Number | OPSC Date Received | Estimated State Grant (a) | Financial Hardship (b) | Notification Occurred** |
|-------------------------------------|-----------------|----------------------------------|---------------------------|---------------------------|----------------------------------|-------------------------------|--------------------------------|
| Woodland Joint Unified | Yolo | Spring Lake Elementary | 50/72710-00-006 | 06/08/18 | \$ 4,633,025 | \$ - | |
| Corona-Norco Unified | Riverside | Norco Elementary | 50/67033-00-043 | 06/12/18 | \$ 1,937,594 | \$ - | |
| Riverdale Joint Unified | Fresno | Riverdale Elementary | 50/75408-00-002 | 06/14/18 | \$ 1,719,374 | \$ - | |
| Fairfield-Suisun Unified | Solano | Grange Middle | 50/70540-00-028 | 06/18/18 | \$ 2,732,268 | \$ - | |
| Walnut Valley Unified | Los Angeles | Quail Summit Elementary | 50/73460-00-010 | 06/20/18 | \$ 324,226 | \$ - | |
| Lemoore Union High | Kings | Lemoore High | 50/63982-00-002 | 06/22/18 | \$ 1,221,650 | \$ - | |
| Tulare Joint Union High | Tulare | Tulare Western High | 50/72249-00-003 | 06/22/18 | \$ 602,300 | \$ - | |
| San Marcos Unified | San Diego | La Costa Meadows Elementary | 50/73791-00-019 | 06/25/18 | \$ 1,622,639 | \$ - | |
| San Marcos Unified | San Diego | La Costa Meadows Elementary | 50/73791-00-020 | 06/25/18 | \$ 981,918 | \$ - | |
| Dinuba Unified | Tulare | New High | 50/75531-00-006 | 06/27/18 | \$ 48,607,132 | \$ 48,607,132 | |
| Bakersfield City | Kern | Leo G Pauly Elementary | 50/63321-00-035 | 06/28/18 | \$ 1,464,460 | \$ - | |
| Bakersfield City | Kern | Leo G Pauly Elementary | 50/63321-00-036 | 06/28/18 | \$ 1,692,826 | \$ - | |
| Western Placer Unified | Placer | Glen Edwards Middle | 50/66951-00-010 | 06/29/18 | \$ 4,168,288 | \$ - | |
| Fowler Unified | Fresno | Fowler High | 50/62158-00-002 | 07/05/18 | \$ 1,662,406 | \$ - | |
| Guadalupe Union Elementary | Santa Barbara | Kermit McKenzie Junior High | 50/69203-00-002 | 07/06/18 | \$ 1,692,026 | \$ - | |
| Irvine Unified | Orange | Cypress Village Elementary | 50/73650-00-042 | 07/06/18 | \$ 1,394,110 | \$ - | |
| Irvine Unified | Orange | Woodbridge High | 50/73650-00-043 | 07/06/18 | \$ 3,041,419 | \$ - | |
| Bakersfield City | Kern | Hort Elementary | 50/63321-00-037 | 07/10/18 | \$ 2,574,301 | \$ - | |
| Bakersfield City | Kern | Bessie E Owens Intermediate | 50/63321-00-038 | 07/12/18 | \$ 1,416,427 | \$ - | |
| Bakersfield City | Kern | Evergreen Elementary | 50/63321-00-039 | 07/13/18 | \$ 1,381,396 | \$ - | |
| Merced City Elementary | Merced | Rudolph Rivera Elementary | 50/65771-00-024 | 07/13/18 | \$ 744,286 | \$ - | |
| Tracy Joint Unified | San Joaquin | Millenium Charter High | 54/75499-00-003 | 07/13/18 | \$ 2,467,996 | \$ - | |
| Tracy Joint Unified | San Joaquin | Millenium Charter High | 54/75499-00-004 | 07/13/18 | \$ 1,947,217 | \$ - | |
| Imperial County Office of Education | Imperial | De Anza 9th Grade Academy | 50/10132-00-001 | 07/16/18 | \$ 936,086 | \$ 936,086 | |
| Imperial County Office of Education | Imperial | La Paloma Elementary | 50/10132-01-005 | 07/16/18 | \$ 117,011 | \$ 117,011 | |
| Imperial County Office of Education | Imperial | Cross Elementary | 50/10132-02-002 | 07/16/18 | \$ 234,022 | \$ 234,022 | |
| Imperial County Office of Education | Imperial | Calexico High | 50/10132-03-006 | 07/16/18 | \$ 234,022 | \$ 234,022 | |
| Imperial County Office of Education | Imperial | La Victoria Elementary | 50/10132-03-007 | 07/16/18 | \$ 351,032 | \$ 351,032 | |
| Imperial County Office of Education | Imperial | De Anza 9th Grade Academy | 50/10132-03-008 | 07/16/18 | \$ 351,032 | \$ 351,032 | |
| Fairfield-Suisun Unified | Solano | Fairview Elementary | 50/70540-00-029 | 07/16/18 | \$ 2,577,077 | \$ - | |
| Liberty Elementary | Tulare | Liberty Elementary | 50/71985-00-004 | 07/16/18 | \$ 3,015,213 | \$ - | |
| Gustine Unified | Merced | Gustine High | 50/73619-00-006 | 07/16/18 | \$ 2,092,598 | \$ 2,092,598 | |
| Hanford Elementary | Kings | Martin Luther King Jr Elementary | 50/63917-00-004 | 07/19/18 | \$ 2,798,162 | \$ - | |
| Sequoia Union High | San Mateo | TIDE Academy | 50/69062-01-009 | 07/19/18 | \$ 17,996,168 | \$ - | |
| Oxnard | Ventura | Emilie Ritche Elementary | 50/72538-00-016 | 07/19/18 | \$ 808,227 | \$ - | |
| Oxnard | Ventura | Norman R Brekke Elementary | 50/72538-00-017 | 07/19/18 | \$ 645,848 | \$ - | |
| Oxnard | Ventura | Christa McAuliffe Elementary | 50/72538-00-018 | 07/19/18 | \$ 863,865 | \$ - | |
| Lucia Mar Unified | San Luis Obispo | Oceano Elementary | 50/68759-00-008 | 07/25/18 | \$ 3,960,355 | \$ - | |
| Gustine Unified | Merced | Romero Elementary | 50/73619-00-007 | 07/26/18 | \$ 1,420,047 | \$ 1,420,047 | |
| Ripon Unified | San Joaquin | Colony Oak Elementary | 50/68650-00-007 | 07/27/18 | \$ 8,081,016 | \$ - | |
| Oxnard | Ventura | Lemonwood Elementary | 50/72538-00-019 | 07/27/18 | \$ 1,937,447 | \$ - | |
| Oxnard | Ventura | Elm Street Elementary | 50/72538-00-020 | 07/27/18 | \$ 832,824 | \$ - | |
| Oxnard | Ventura | Thurgood Marshall Elementary | 50/72538-00-021 | 07/27/18 | \$ 957,376 | \$ - | |
| Oxnard | Ventura | McKinna Elementary | 50/72538-00-022 | 07/27/18 | \$ 10,247,550 | \$ - | |
| Oxnard | Ventura | McKinna Elementary | 50/72538-00-023 | 07/27/18 | \$ 960,061 | \$ - | |

SFP APPLICATIONS
New Construction and Charter School Facilities Program
- Workload as of October 31, 2018 -

| District | County | Site Name | Application Number | OPSC Date Received | Estimated State Grant (a) | Financial Hardship (b) | Notification Occurred** |
|---------------------------------------|-----------------|------------------------------------|---------------------------|---------------------------|----------------------------------|-------------------------------|--------------------------------|
| Kern High | Kern | Frontier High | 50/63529-00-011 | 07/30/18 | \$ 4,390,293 | \$ - | |
| Oxnard | Ventura | Ramona Elementary | 50/72538-00-024 | 07/30/18 | \$ 660,882 | \$ - | |
| Irvine Unified | Orange | Springbrook Elementary | 50/73650-00-044 | 07/30/18 | \$ 1,626,156 | \$ - | |
| Konocti Unified | Lake | Lower Lake Elementary | 50/64022-00-002 | 08/06/18 | \$ 350,352 | \$ - | |
| Redlands Unified | San Bernardino | Mission Elementary | 50/67843-00-009 | 08/06/18 | \$ 532,726 | \$ - | |
| Clovis Unified | Fresno | Reagan Elementary | 50/62117-00-022 | 08/07/18 | \$ 440,947 | \$ - | |
| Clovis Unified | Fresno | Reyburn Intermediate | 50/62117-00-023 | 08/07/18 | \$ 441,108 | \$ - | |
| Clovis Unified | Fresno | James S Fugman Elementary | 50/62117-00-024 | 08/07/18 | \$ 254,782 | \$ - | |
| Atwater Elementary | Merced | Peggy Heller Elementary | 50/65631-00-005 | 08/07/18 | \$ 2,312,887 | \$ - | |
| Tustin Unified | Orange | Robert Heideman Elementary | 50/73643-00-022 | 08/07/18 | \$ 1,447,625 | \$ - | |
| Los Banos Unified | Merced | Pacheco High | 50/65755-00-011 | 08/08/18 | \$ 1,492,303 | \$ - | |
| Southern Kern Unified | Kern | Tropico Middle | 50/63776-00-004 | 08/09/18 | \$ 11,870,062 | \$ 11,870,062 | |
| Los Banos Unified | Merced | Volta Elementary | 50/65755-00-012 | 08/09/18 | \$ 1,076,430 | \$ - | |
| Lucia Mar Unified | San Luis Obispo | Harloe Elementary | 50/68759-00-009 | 08/09/18 | \$ 2,813,021 | \$ - | |
| Lucia Mar Unified | San Luis Obispo | Nipomo Elementary | 50/68759-00-010 | 08/09/18 | \$ 3,346,471 | \$ - | |
| Pajaro Valley Unified | Santa Cruz | Aptos Junior High | 50/69799-00-009 | 08/09/18 | \$ 2,254,552 | \$ - | |
| Pajaro Valley Unified | Santa Cruz | Valencia Elementary | 50/69799-00-010 | 08/09/18 | \$ 1,457,285 | \$ - | |
| Chico Unified | Butte | Neal Dow Elementary | 50/61424-00-007 | 08/10/18 | \$ 1,589,066 | \$ - | |
| Chico Unified | Butte | Marigold Elementary | 50/61424-00-008 | 08/10/18 | \$ 656,036 | \$ - | |
| Chico Unified | Butte | Loma Vista | 50/61424-00-009 | 08/10/18 | \$ 667,338 | \$ - | |
| Chico Unified | Butte | Shasta Elementary | 50/61424-00-010 | 08/10/18 | \$ 1,691,974 | \$ - | |
| Albany City Unified | Alameda | Albany Middle | 50/61127-00-003 | 08/13/18 | \$ 4,492,118 | \$ - | |
| Bakersfield City | Kern | New Elementary | 50/63321-00-040 | 08/15/18 | \$ 14,612,348 | \$ 14,612,348 | |
| Roberts Ferry Union Elementary | Stanislaus | Roberts Ferry Union Elementary | 50/71233-00-002 | 08/15/18 | \$ 537,066 | \$ 537,066 | |
| Monson-Sultana Joint Union Elementary | Tulare | Monson-Sultana Elementary | 50/72009-00-003 | 08/15/18 | \$ 1,324,540 | \$ 1,324,540 | |
| Willows Unified | Glenn | Murdock Elementary | 50/62661-00-001 | 08/17/18 | \$ 1,303,978 | \$ - | |
| Centinela Valley Union High | Los Angeles | Hawthorne High | 50/64352-00-007 | 08/17/18 | \$ 1,122,890 | \$ - | |
| Anaheim Union High | Orange | Dale Junior High | 50/66431-05-002 | 08/17/18 | \$ 2,491,096 | \$ - | |
| Anaheim Union High | Orange | Oxford Academy | 50/66431-05-003 | 08/17/18 | \$ 1,470,799 | \$ - | |
| Corona-Norco Unified | Riverside | Dr Bernice Jameson Todd Academy | 50/67033-00-044 | 08/17/18 | \$ 5,996,385 | \$ - | |
| Templeton Unified | San Luis Obispo | Templeton High | 50/68841-00-002 | 08/17/18 | \$ 3,406,620 | \$ - | |
| Gustine Unified | Merced | Gustine Middle | 50/73619-00-008 | 08/17/18 | \$ 1,458,100 | \$ 1,458,100 | |
| Gustine Unified | Merced | Gustine Elementary | 50/73619-00-009 | 08/17/18 | \$ 1,433,571 | \$ 1,433,571 | |
| Irvine Unified | Orange | Canyon View Elementary | 50/73650-00-045 | 08/17/18 | \$ 932,595 | \$ - | |
| Yuba County Office of Education | Yuba | Virginia School | 50/10587-00-004 | 08/22/18 | \$ 613,950 | \$ 613,950 | |
| Yuba County Office of Education | Yuba | Virginia School | 50/10587-00-005 | 08/22/18 | \$ 382,468 | \$ 382,468 | |
| Corona-Norco Unified | Riverside | Rondo Elementary | 50/67033-00-045 | 08/22/18 | \$ 16,832,543 | \$ - | |
| San Diegoito Union High | San Diego | San Diegoito High Academy | 50/68346-00-006*** | 08/23/18 | \$ 6,836,372 | \$ - | |
| Rocklin Unified | Placer | Elementary #12 | 50/75085-00-014*** | 08/23/18 | \$ 16,135,519 | \$ - | |
| San Carlos Elementary | San Mateo | San Carlos Charter Learning Center | 50/69021-00-001*** | 08/24/18 | \$ 5,939,528 | \$ - | |
| Irvine Unified | Orange | Meadow Park Elementary | 50/73650-00-046*** | 08/24/18 | \$ 1,149,109 | \$ - | |
| Irvine Unified | Orange | Brywood Elementary | 50/73650-00-047*** | 08/24/18 | \$ 1,094,082 | \$ - | |
| Roseville City Elementary | Placer | Riego Creek Elementary | 50/66910-00-015*** | 08/29/18 | \$ 13,101,726 | \$ - | |
| Tahoe-Truckee Unified | Placer | Kings Beach Elementary | 50/66944-00-006*** | 08/29/18 | \$ 1,810,817 | \$ - | |
| Tahoe-Truckee Unified | Placer | Tahoe Truckee High | 50/66944-00-007*** | 08/29/18 | \$ 7,839,397 | \$ - | |

SFP APPLICATIONS
New Construction and Charter School Facilities Program
- Workload as of October 31, 2018 -

| District | County | Site Name | Application Number | OPSC Date Received | Estimated State Grant (a) | Financial Hardship (b) | Notification Occurred** |
|---------------------------------------|-------------|-----------------------------|--------------------|--------------------|---------------------------|------------------------|-------------------------|
| Tahoe-Truckee Unified | Placer | Donner Trail Elementary | 50/66944-00-008*** | 08/29/18 | \$ 564,411 | \$ - | |
| Los Angeles Unified | Los Angeles | Castlebay Lane Elementary | 50/64733-00-144*** | 08/30/18 | \$ 2,539,262 | \$ - | |
| Los Angeles Unified | Los Angeles | Latona Avenue Elementary | 50/64733-00-145*** | 08/30/18 | \$ 2,758,524 | \$ - | |
| Los Angeles Unified | Los Angeles | Porter Ranch Community | 50/64733-00-146*** | 08/30/18 | \$ 3,054,672 | \$ - | |
| Los Angeles Unified | Los Angeles | Normont Elementary | 50/64733-00-147*** | 08/30/18 | \$ 2,467,384 | \$ - | |
| Los Angeles Unified | Los Angeles | Multnomah Street Elementary | 50/64733-34-001*** | 08/30/18 | \$ 2,490,317 | \$ - | |
| Galt Joint Union High | Sacramento | Galt High | 50/67355-00-006*** | 09/04/18 | \$ 2,262,821 | \$ - | |
| Los Angeles Unified | Los Angeles | Berendo Middle | 50/64733-00-148*** | 09/05/18 | \$ 2,756,321 | \$ - | |
| Sacramento County Office of Education | Sacramento | New Community School | 50/10348-00-004*** | 09/06/18 | \$ 675,200 | \$ 675,200 | |
| Robla Elementary | Sacramento | Main Avenue Elementary | 50/67421-00-001*** | 09/06/18 | \$ 2,737,939 | \$ - | |
| Robla Elementary | Sacramento | Main Avenue Elementary | 50/67421-00-002*** | 09/06/18 | \$ 1,707,611 | \$ - | |
| Jacoby Creek Elementary | Humboldt | Jacoby Creek | 50/62893-00-001*** | 09/07/18 | \$ 347,010 | \$ 347,010 | |
| Tulare Joint Union High | Tulare | Tulare Union High | 50/72249-00-004*** | 09/07/18 | \$ 3,358,975 | \$ - | |
| Stockton Unified | San Joaquin | Kennedy Elementary | 50/68676-01-003*** | 09/10/18 | \$ 6,750,094 | \$ - | |
| Sanger Unified | Fresno | Ronald W Reagan Elementary | 50/62414-00-023*** | 09/12/18 | \$ 429,395 | \$ - | |
| Brawley Elementary | Imperial | La Paloma | 50/63073-00-002*** | 09/12/18 | \$ 12,914,632 | \$ - | |
| Los Angeles Unified | Los Angeles | Porter Ranch Community | 50/64733-00-149*** | 09/12/18 | \$ 3,478,337 | \$ - | |
| Los Angeles Unified | Los Angeles | Crenshaw Senior High | 51/64733-00-004* | 09/17/18 | \$ 3,570,460 | \$ - | |
| Anaheim Union High | Orange | Anaheim High | 51/66431-00-001 | 10/17/18 | \$ 4,809,846 | \$ - | |

| | |
|-------------------------|-----------------------|
| \$ 2,427,016,317 | \$ 219,186,549 |
| \$ | 2,646,202,866 |

| | | |
|---|-------------------------|-----------------------|
| NEW CONSTRUCTION FUNDING SUB-TOTALS | \$ 2,414,220,798 | \$ 219,186,549 |
| NEW CONSTRUCTION FACILITY HARDSHIP - NON SEISMIC | \$ 4,809,846 | \$ - |
| NEW CONSTRUCTION FUNDING TOTAL | \$ | 2,638,217,193 |
| NEW CONSTRUCTION FACILITY HARDSHIP - SEISMIC | \$ 3,570,460 | \$ - |
| CHARTER SCHOOLS | \$ 4,415,213 | \$ - |

(a) Represents estimated state share of project including excessive cost grants. Amounts shown have not been reviewed by OPSC for compliance with all School Facility Program

(b) Represents estimated financial hardship. Amounts shown have not been reviewed by OPSC for compliance with all School Facility Program requirements.

*Facility Hardship project requesting Seismic Mitigation Program funding.

** School districts have been notified that the Office of Public School Construction will begin processing the district's application in the near future.

*** These applications exceed the available bond authority. The applications were submitted prior to OPSC's notification to school districts to submit a school board resolution with the application.

SFP APPLICATIONS
Modernization School Facilities Program
- Workload as of October 31, 2018 -

| District | County | Site Name | Application Number | OPSC Date Received | Estimated State Grant (a) | Financial Hardship (b) | Notification Occurred** |
|-----------------------------------|-----------------|-------------------------------|--------------------|--------------------|---------------------------|------------------------|-------------------------|
| Lindsay Unified | Tulare | Jefferson Elementary | 57/71993-00-007 | 07/18/14 | \$ 2,055,601 | \$ - | 1/16/2018 |
| Lindsay Unified | Tulare | Washington Elementary | 57/71993-00-008 | 07/18/14 | \$ 1,619,275 | \$ - | 1/16/2018 |
| Kings Canyon Joint Unified | Fresno | Dunlap Elementary | 57/62265-00-024 | 08/05/14 | \$ 671,178 | \$ - | 2/1/2018 |
| Clovis Unified | Fresno | Dry Creek Elementary | 57/62117-00-039 | 08/07/14 | \$ 2,151,659 | \$ - | 2/1/2018 |
| Clovis Unified | Fresno | Tarpey Elementary | 57/62117-00-040 | 08/07/14 | \$ 1,376,234 | \$ - | 2/1/2018 |
| Porterville Unified | Tulare | Roche Elementary | 57/75523-00-014 | 08/08/14 | \$ 250,000 | \$ - | 2/1/2018 |
| San Francisco Unified | San Francisco | Yick Wo Elementary | 57/68478-00-049 | 08/12/14 | \$ 1,805,315 | \$ - | 2/1/2018 |
| Santa Barbara Unified | Santa Barbara | Adams Elementary | 57/76786-00-006 | 08/13/14 | \$ 412,940 | \$ - | 2/1/2018 |
| Fortuna Union High | Humboldt | East High (Continuation) | 57/62810-00-004 | 08/20/14 | \$ 1,096,257 | \$ - | 2/1/2018 |
| Templeton Unified | San Luis Obispo | Templeton Middle | 57/68841-00-003 | 08/20/14 | \$ 933,886 | \$ - | 2/1/2018 |
| Clovis Unified | Fresno | Clark Intermediate | 57/62117-00-041 | 09/05/14 | \$ 5,116,157 | \$ - | 3/1/2018 |
| Ross Valley | Marin | White Hill Middle | 57/75002-00-007 | 09/05/14 | \$ 1,498,203 | \$ - | 3/1/2018 |
| Clovis Unified | Fresno | Clovis West High | 57/62117-00-042 | 09/16/14 | \$ 570,700 | \$ - | 3/1/2018 |
| Clovis Unified | Fresno | Miramonte Elementary | 57/62117-00-043 | 09/16/14 | \$ 877,053 | \$ - | 3/1/2018 |
| Morongo Unified | San Bernardino | Yucca Valley High | 57/67777-00-008 | 09/16/14 | \$ 6,057,185 | \$ - | 3/1/2018 |
| Colton Joint Unified | San Bernardino | Zimmerman Elementary | 57/67686-00-018 | 09/17/14 | \$ 3,234,125 | \$ - | 3/1/2018 |
| Lindsay Unified | Tulare | Reagan Elementary | 57/71993-00-009 | 09/19/14 | \$ 1,454,111 | \$ - | 3/1/2018 |
| Clovis Unified | Fresno | Sierra Vista Elementary | 57/62117-00-044 | 09/23/14 | \$ 1,847,044 | \$ - | 3/1/2018 |
| Colton Joint Unified | San Bernardino | Terrace View Elementary | 57/67686-00-020 | 09/25/14 | \$ 2,645,164 | \$ - | 3/1/2018 |
| Colton Joint Unified | San Bernardino | Ruth O. Harris Middle | 57/67686-00-021 | 10/03/14 | \$ 1,539,089 | \$ - | 3/1/2018 |
| Clovis Unified | Fresno | Temperance-Kutner Elementary | 57/62117-00-045 | 10/06/14 | \$ 2,173,770 | \$ - | 3/1/2018 |
| Santa Barbara Unified | Santa Barbara | Washington Elementary | 57/76786-00-007 | 10/08/14 | \$ 706,647 | \$ - | 3/1/2018 |
| San Francisco Unified | San Francisco | Burton (Philip A.) High | 57/68478-00-050 | 10/10/14 | \$ 18,035,466 | \$ - | 3/1/2018 |
| San Francisco Unified | San Francisco | James Lick Middle | 57/68478-00-051 | 10/22/14 | \$ 4,692,723 | \$ - | 3/1/2018 |
| Solano County Office of Education | Solano | Jones (K. I.) Elementary | 57/10488-00-024 | 10/23/14 | \$ 320,707 | \$ 213,805 | 3/1/2018 |
| Solano County Office of Education | Solano | Golden West Middle | 57/10488-00-030 | 10/23/14 | \$ 131,635 | \$ 87,757 | 3/1/2018 |
| Ripon Unified | San Joaquin | Weston Elementary | 57/68650-00-003 | 10/23/14 | \$ 449,184 | \$ - | 3/1/2018 |
| Simi Valley Unified | Ventura | White Oak Elementary | 57/72603-00-033 | 10/29/14 | \$ 2,586,682 | \$ - | 3/1/2018 |
| Oxnard Elementary | Ventura | McAuliffe Elementary | 57/72538-00-025 | 11/13/14 | \$ 109,034 | \$ - | 9/4/2018 |
| Oxnard Elementary | Ventura | Fremont Middle | 57/72538-00-026 | 11/13/14 | \$ 996,423 | \$ - | 9/4/2018 |
| Newport-Mesa Unified | Orange | Corona Del Mar High | 57/66597-00-035 | 11/19/14 | \$ 262,502 | \$ - | 9/4/2018 |
| Visalia Unified | Tulare | Redwood High | 57/72256-00-021 | 12/03/14 | \$ 740,767 | \$ - | 9/4/2018 |
| Mill Valley Elementary | Marin | Tamalpais Valley Elementary | 57/65391-00-009 | 12/05/14 | \$ 1,526,092 | \$ 1,017,395 | 10/8/2018 |
| Clovis Unified | Fresno | Gettysburg Elementary | 57/62117-00-046 | 12/23/14 | \$ 2,919,696 | \$ - | 10/8/2018 |
| San Francisco Unified | San Francisco | Academy of Arts and Sciences | 57/68478-00-052 | 12/23/14 | \$ 2,201,851 | \$ - | 10/8/2018 |
| San Francisco Unified | San Francisco | Ruth Asawa School of the Arts | 57/68478-00-053 | 12/23/14 | \$ 4,203,843 | \$ - | 10/8/2018 |
| Manzanita Elementary | Butte | Manzanita Elementary | 57/61499-00-001 | 12/30/14 | \$ 1,621,561 | \$ 1,081,040 | 10/8/2018 |
| Biggs Unified | Butte | Biggs Elementary | 57/61408-00-001 | 02/03/15 | \$ 1,721,583 | \$ 1,147,722 | 11/5/2018 |
| Biggs Unified | Butte | Biggs High | 57/61408-00-002 | 02/03/15 | \$ 1,774,111 | \$ 1,182,741 | 11/5/2018 |
| Biggs Unified | Butte | Biggs Middle | 57/61408-00-003 | 02/03/15 | \$ 743,277 | \$ 495,518 | 11/5/2018 |
| Biggs Unified | Butte | Richvale Elementary | 57/61408-00-004 | 02/03/15 | \$ 240,992 | \$ 160,661 | 11/5/2018 |
| Long Beach Unified | Los Angeles | David Starr Jordan High | 57/64725-00-019 | 02/05/15 | \$ 6,360,830 | \$ - | 11/5/2018 |
| Anaheim Elementary | Orange | Stoddard Elementary | 57/66423-00-031 | 02/17/15 | \$ 5,467,457 | \$ - | 11/5/2018 |
| San Francisco Unified | San Francisco | McKinley Elementary | 57/68478-00-054 | 02/17/15 | \$ 2,339,295 | \$ - | 11/5/2018 |
| Jefferson Elementary | San Joaquin | Jefferson Elementary | 57/68544-00-001 | 03/19/15 | \$ 2,626,558 | \$ - | |

SFP APPLICATIONS
Modernization School Facilities Program
 - Workload as of October 31, 2018 -

| District | County | Site Name | Application Number | OPSC Date Received | Estimated State Grant (a) | Financial Hardship (b) | Notification Occurred** |
|------------------------------------|----------------|------------------------------|---------------------------|---------------------------|----------------------------------|-------------------------------|--------------------------------|
| Elk Grove Unified | Sacramento | Dillard Elementary | 57/67314-00-019 | 03/23/15 | \$ 1,239,189 | \$ - | |
| Fremont Union High | Santa Clara | Homestead High | 57/69468-00-016 | 03/25/15 | \$ 1,428,636 | \$ - | |
| Capay Joint Union Elementary | Glenn | Capay Joint Union Elementary | 57/62554-00-002 | 03/27/15 | \$ 1,182,762 | \$ 788,508 | |
| Bakersfield City Elementary | Kern | Compton Junior High | 57/63321-00-016 | 04/08/15 | \$ 4,936,996 | \$ - | |
| San Francisco Unified | San Francisco | Longfellow Elementary | 57/68478-00-055 | 04/14/15 | \$ 4,302,941 | \$ - | |
| San Francisco Unified | San Francisco | Daniel Webster Elementary | 57/68478-00-056 | 05/04/15 | \$ 2,748,832 | \$ - | |
| Temple City Unified | Los Angeles | Cloverly Elementary | 57/65052-00-009 | 05/14/15 | \$ 1,740,259 | \$ - | |
| Burrel Union Elementary | Fresno | Burrel Elementary | 57/62042-00-001 | 05/22/15 | \$ 89,849 | \$ 59,900 | |
| Sanger Unified | Fresno | Lincoln Elementary | 57/62414-00-014 | 05/28/15 | \$ 1,019,000 | \$ - | |
| San Francisco Unified | San Francisco | Paul Revere Elementary | 57/68478-00-057 | 05/29/15 | \$ 3,564,537 | \$ - | |
| Palm Springs Unified | Riverside | Wenzlaff (Edward) Elementary | 57/67173-00-009 | 06/11/15 | \$ 3,673,025 | \$ - | |
| Clovis Unified | Fresno | Weldon Elementary | 57/62117-00-047 | 06/19/15 | \$ 2,811,611 | \$ - | |
| Dinuba Unified | Tulare | Lincoln Elementary | 57/75531-00-010 | 06/22/15 | \$ 126,840 | \$ 84,560 | |
| Dinuba Unified | Tulare | Roosevelt Elementary | 57/75531-00-011 | 06/22/15 | \$ 76,104 | \$ 50,736 | |
| Brawley Elementary | Imperial | Hidalgo Elementary | 57/63073-00-002 | 06/25/15 | \$ 931,658 | \$ - | |
| Temple City Unified | Los Angeles | La Rosa Elementary | 57/65052-00-010 | 06/26/15 | \$ 1,832,671 | \$ - | |
| Culver City Unified | Los Angeles | Farragut Elementary | 57/64444-00-011 | 07/27/15 | \$ 614,317 | \$ - | |
| Solano County Office of Education | Solano | Armijo High | 57/10488-00-020 | 08/03/15 | \$ 298,050 | \$ 198,700 | |
| Solano County Office of Education | Solano | Grange Middle | 57/10488-00-028 | 08/03/15 | \$ 134,334 | \$ 89,556 | |
| Twin Rivers Unified | Sacramento | Del Paso Heights Elementary | 57/76505-00-041 | 08/06/15 | \$ 288,086 | \$ - | |
| Clovis Unified | Fresno | Kastner Intermediate | 57/62117-00-048 | 08/07/15 | \$ 1,159,067 | \$ - | |
| Culver City Unified | Los Angeles | Culver City Middle | 57/64444-00-012 | 08/11/15 | \$ 200,887 | \$ - | |
| Pomona Unified | Los Angeles | Lexington Elementary | 57/64907-00-026 | 09/02/15 | \$ 1,366,745 | \$ - | |
| Pomona Unified | Los Angeles | Philadelphia Elementary | 57/64907-00-027 | 09/02/15 | \$ 1,334,580 | \$ - | |
| Newport-Mesa Unified | Orange | Newport Harbor High | 57/66597-00-036 | 09/22/15 | \$ 1,216,878 | \$ - | |
| Taft City Elementary | Kern | Jefferson Elementary | 57/63800-00-005 | 09/28/15 | \$ 1,033,800 | \$ - | |
| Taft City Elementary | Kern | Conley Elementary | 57/63800-00-006 | 09/30/15 | \$ 751,266 | \$ - | |
| Grossmont Union High | San Diego | Monte Vista High | 57/68130-00-022 | 10/01/15 | \$ 317,017 | \$ - | |
| Alta Vista Elementary | Tulare | Alta Vista Elementary | 57/71811-00-003 | 10/02/15 | \$ 168,601 | \$ 112,400 | |
| Sanger Unified | Fresno | Madison Elementary | 57/62414-00-015 | 10/05/15 | \$ 1,757,634 | \$ - | |
| Ventura County Office of Education | Ventura | Gateway Community | 57/10561-00-005 | 10/09/15 | \$ 86,069 | \$ 57,379 | |
| Ventura County Office of Education | Ventura | Dean Triggs | 57/10561-00-006 | 10/09/15 | \$ 30,318 | \$ 20,212 | |
| Culver City Unified | Los Angeles | Culver City High | 57/64444-00-013 | 10/19/15 | \$ 486,107 | \$ - | |
| Newman Crows Landing Unified | Stanislaus | Bonita Elementary | 57/73601-00-003 | 10/23/15 | \$ 458,633 | \$ - | |
| Saddleback Valley Unified | Orange | La Tierra Elementary | 57/73635-00-035 | 10/26/15 | \$ 1,735,471 | \$ - | |
| Chico Unified | Butte | Bidwell Junior High | 57/61424-00-005 | 10/30/15 | \$ 593,784 | \$ - | |
| San Juan Unified | Sacramento | Winston Churchill Middle | 57/67447-00-059 | 10/30/15 | \$ 1,039,484 | \$ - | |
| Central Elementary | San Bernardino | Valle Vista Elementary | 57/67645-00-005 | 11/03/15 | \$ 2,476,386 | \$ - | |
| Pomona Unified | Los Angeles | Ganesha Senior High | 57/64907-00-028 | 11/23/15 | \$ 2,389,047 | \$ - | |
| Santa Barbara Unified | Santa Barbara | Goleta Valley Junior High | 57/76786-00-008 | 11/30/15 | \$ 284,177 | \$ - | |
| Oak Valley Union Elementary | Tulare | Oak Valley Elementary | 57/72017-00-003 | 12/01/15 | \$ 142,695 | \$ 95,130 | |
| Placentia-Yorba Linda Unified | Orange | Valencia High | 57/66647-00-037 | 12/07/15 | \$ 2,322,798 | \$ - | |
| Tipton Elementary | Tulare | Tipton Elementary | 57/72215-00-002 | 01/05/16 | \$ 202,310 | \$ 134,873 | |
| Antioch Unified | Contra Costa | Antioch High | 57/61648-00-012 | 01/22/16 | \$ 1,076,782 | \$ - | |
| San Ramon Unified | Contra Costa | Armstrong Elementary | 57/61804-00-023 | 01/29/16 | \$ 798,221 | \$ - | |

SFP APPLICATIONS
Modernization School Facilities Program
- Workload as of October 31, 2018 -

| District | County | Site Name | Application Number | OPSC Date Received | Estimated State Grant (a) | Financial Hardship (b) | Notification Occurred** |
|--------------------------------|---------------|--|---------------------------|---------------------------|----------------------------------|-------------------------------|--------------------------------|
| Grossmont Union High | San Diego | Mt. Miguel High | 57/68130-00-023 | 02/10/16 | \$ 787,613 | \$ - | |
| Grossmont Union High | San Diego | Grossmont High | 57/68130-00-024 | 02/11/16 | \$ 10,715,765 | \$ - | |
| Happy Valley Elementary | Santa Cruz | Happy Valley Elementary | 57/69757-00-001 | 02/24/16 | \$ 112,108 | \$ 74,739 | |
| Sanger Unified | Fresno | John Wash Elementary | 57/62414-00-016 | 02/25/16 | \$ 557,282 | \$ - | |
| Reef-Sunset Unified | Kings | Avenal Elementary | 57/73932-00-005 | 02/26/16 | \$ 328,290 | \$ 218,860 | |
| Reef-Sunset Unified | Kings | Avenal High | 57/73932-00-006 | 02/26/16 | \$ 108,987 | \$ 72,658 | |
| Reef-Sunset Unified | Kings | Kettleman City Elementary | 57/73932-00-007 | 02/26/16 | \$ 127,423 | \$ 84,949 | |
| Reef-Sunset Unified | Kings | Reef Sunset Middle | 57/73932-00-008 | 02/26/16 | \$ 216,775 | \$ 144,517 | |
| Reef-Sunset Unified | Kings | Sunrise High | 57/73932-00-009 | 02/26/16 | \$ 25,469 | \$ 16,980 | |
| Culver City Unified | Los Angeles | La Ballona Elementary | 57/64444-00-014 | 03/07/16 | \$ 468,989 | \$ - | |
| Azusa Unified | Los Angeles | Sierra Contuation High | 57/64279-00-014 | 03/17/16 | \$ 47,444 | \$ - | |
| San Francisco Unified | San Francisco | Frank McCoppin Elementary | 57/68478-63-004 | 04/04/16 | \$ 1,793,422 | \$ - | |
| Clay Joint Elementary | Fresno | Clay Elementary | 57/62109-00-002 | 04/11/16 | \$ 71,482 | \$ 47,655 | |
| San Francisco Unified | San Francisco | Chin (John Yehall) Elementary | 57/68478-79-003 | 04/13/16 | \$ 1,672,436 | \$ - | |
| Downey Unified | Los Angeles | Warren High | 57/64451-00-026 | 04/14/16 | \$ 8,133,313 | \$ - | |
| Perris Elementary | Riverside | Innovative Horizons Charter (Nan Saunders) | 57/67199-00-002 | 04/20/16 | \$ 1,197,581 | \$ - | |
| Southern Trinity Joint Unified | Trinity | Van Duzen Elementary | 57/73833-00-003 | 04/27/16 | \$ 334,253 | \$ - | |
| Newhall Elementary | Los Angeles | Newhall Elementary | 57/64832-00-004 | 04/29/16 | \$ 1,892,817 | \$ - | |
| Sequoia Union High | San Mateo | Sequoia High | 57/69062-00-036 | 05/09/16 | \$ 909,374 | \$ - | |
| Downey Unified | Los Angeles | Warren High | 57/64451-00-027 | 05/11/16 | \$ 1,063,285 | \$ - | |
| West Contra Costa Unified | Contra Costa | Pinole Valley High | 57/61796-00-051 | 05/13/16 | \$ 16,502,885 | \$ - | |
| Dinuba Unified | Tulare | Lincoln Elementary | 57/75531-00-012 | 05/13/16 | \$ 817,533 | \$ - | |
| Pomona Unified | Los Angeles | Garey High | 57/64907-00-029 | 05/24/16 | \$ 2,832,407 | \$ - | |
| Tulare City Elementary | Tulare | Roosevelt Elementary | 57/72231-00-009 | 06/15/16 | \$ 471,463 | \$ - | |
| Tulare City Elementary | Tulare | Garden Elementary | 57/72231-00-010 | 06/15/16 | \$ 630,173 | \$ - | |
| Tulare Joint Union High | Tulare | Tulare Union High | 57/72249-00-005 | 06/15/16 | \$ 1,827,766 | \$ - | |
| Pomona Unified | Los Angeles | Lincoln Elementary | 57/64907-00-030 | 06/22/16 | \$ 680,501 | \$ - | |
| Temecula Valley Unified | Riverside | Margarita Middle | 57/75192-00-005 | 06/27/16 | \$ 3,315,233 | \$ - | |
| Temecula Valley Unified | Riverside | Nicolas Valley Elementary | 57/75192-00-006 | 06/27/16 | \$ 2,354,369 | \$ - | |
| Temecula Valley Unified | Riverside | Temecula Valley High | 57/75192-00-007 | 06/27/16 | \$ 12,709,360 | \$ - | |
| Azusa Unified | Los Angeles | Gladstone High | 57/64279-00-015 | 07/05/16 | \$ 145,479 | \$ - | |
| Azusa Unified | Los Angeles | Slauson Intermediate | 57/64279-00-016 | 07/05/16 | \$ 924,453 | \$ - | |
| Stockton Unified | San Joaquin | Roosevelt Elementary | 57/68676-00-036 | 07/06/16 | \$ 3,455,202 | \$ - | |
| Scott Valley Unified | Siskiyou | Scott Valley Junior High | 57/76455-00-005 | 07/08/16 | \$ 1,148,215 | \$ - | |
| Stockton Unified | San Joaquin | Victory Elementary | 57/68676-00-037 | 07/12/16 | \$ 3,939,628 | \$ - | |
| Scott Valley Unified | Siskiyou | Etna Elementary | 57/76455-00-006 | 07/12/16 | \$ 1,724,802 | \$ - | |
| Scott Valley Unified | Siskiyou | Fort Jones Elementary | 57/76455-00-007 | 07/12/16 | \$ 1,004,356 | \$ - | |
| Clovis Unified | Fresno | Mickey Cox Elementary | 57/62117-00-049 | 07/18/16 | \$ 464,931 | \$ - | |
| Jurupa Unified | Riverside | Jurupa Valley High | 57/67090-00-007 | 07/20/16 | \$ 2,971,531 | \$ - | |
| Garden Grove Unified | Orange | Ralston Intermediate | 57/66522-00-074 | 07/21/16 | \$ 570,440 | \$ - | |
| William S. Hart Union High | Los Angeles | Canyon High | 57/65136-00-009 | 07/25/16 | \$ 1,124,552 | \$ - | |
| Caruthers Unified | Fresno | Caruthers High | 57/75598-00-002 | 07/25/16 | \$ 485,646 | \$ - | |
| Clovis Unified | Fresno | Fancher Creek Elementary | 57/62117-00-050 | 07/28/16 | \$ 1,911,896 | \$ - | |
| Natomas Unified | Sacramento | Natomas High | 57/75283-00-002 | 07/28/16 | \$ 2,600,476 | \$ - | |
| Clovis Unified | Fresno | Cedarwood Elementary | 57/62117-00-051 | 08/02/16 | \$ 1,213,249 | \$ - | |

SFP APPLICATIONS
Modernization School Facilities Program
- Workload as of October 31, 2018 -

| District | County | Site Name | Application Number | OPSC Date Received | Estimated State Grant (a) | Financial Hardship (b) | Notification Occurred** |
|---------------------------|----------------|--|---------------------------|---------------------------|----------------------------------|-------------------------------|--------------------------------|
| Temple City Unified | Los Angeles | Temple City High | 57/65052-00-011 | 08/02/16 | \$ 12,286,483 | \$ - | |
| Redondo Beach Unified | Los Angeles | Parras Middle | 57/75341-00-023 | 08/02/16 | \$ 2,277,716 | \$ - | |
| Redondo Beach Unified | Los Angeles | Adams Middle | 57/75341-00-024 | 08/02/16 | \$ 989,484 | \$ - | |
| Redondo Beach Unified | Los Angeles | Alta Vista Elementary | 57/75341-00-025 | 08/02/16 | \$ 412,032 | \$ - | |
| San Juan Unified | Sacramento | Bella Vista High | 57/67447-00-060 | 08/05/16 | \$ 843,232 | \$ - | |
| Panama-Buena Vista Union | Kern | Sing Lum Elementary | 57/63362-00-005 | 08/15/16 | \$ 3,498,119 | \$ - | |
| Jurupa Unified | Riverside | Jurupa Unified | 57/67090-00-008 | 08/18/16 | \$ 2,553,407 | \$ - | |
| Clovis Unified | Fresno | Gateway High | 57/62117-00-052 | 08/19/16 | \$ 179,130 | \$ - | |
| Downey Unified | Los Angeles | Downey High | 57/64451-00-028 | 08/24/16 | \$ 9,094,046 | \$ - | |
| Long Beach Unified | Los Angeles | Polytechnic High | 57/64725-00-020 | 08/25/16 | \$ 3,582,592 | \$ - | |
| Laytonville Unified | Mendocino | Laytonville Elementary | 57/73916-00-001 | 08/25/16 | \$ 1,412,168 | \$ - | |
| Colton Joint Unified | San Bernardino | Washington Alternative High | 57/67686-00-022 | 08/26/16 | \$ 749,615 | \$ - | |
| Azusa Unified | Los Angeles | Center Middle | 57/64279-00-017 | 09/06/16 | \$ 1,149,748 | \$ - | |
| Newport-Mesa Unified | Orange | Adams Elementary | 57/66597-00-037 | 09/07/16 | \$ 596,195 | \$ - | |
| Newport-Mesa Unified | Orange | Sonora Elementary | 57/66597-00-038 | 09/07/16 | \$ 510,780 | \$ - | |
| Newport-Mesa Unified | Orange | Paularino Elementary | 57/66597-00-039 | 09/07/16 | \$ 392,692 | \$ - | |
| Desert Sands Unified | Riverside | Hoover (Herbert) Elementary | 57/67058-00-018 | 09/08/16 | \$ 374,940 | \$ - | |
| Lincoln Unified | San Joaquin | Lincoln High | 57/68569-00-015 | 09/14/16 | \$ 2,007,010 | \$ - | |
| Winters Joint Unified | Yolo | Winters Middle | 57/72702-00-006 | 09/16/16 | \$ 698,675 | \$ - | |
| San Dieguito Union High | San Diego | Earl Warren Middle | 57/68346-00-006 | 09/23/16 | \$ 3,725,385 | \$ - | |
| Natomas Unified | Sacramento | Leroy Greene Academy | 57/75283-00-003 | 09/23/16 | \$ 918,611 | \$ - | |
| Newport-Mesa Unified | Orange | Early College High | 57/66597-00-040 | 09/27/16 | \$ 3,051,952 | \$ - | |
| Corcoran Joint Unified | Kings | John C. Fremont Elementary | 57/63891-00-009 | 09/30/16 | \$ 2,037,856 | \$ - | |
| Corcoran Joint Unified | Kings | Bret Hart Elementary | 57/63891-00-010 | 09/30/16 | \$ 278,912 | \$ - | |
| Anaheim Union High | Orange | Katella High | 57/66431-00-015 | 10/10/16 | \$ 6,595,880 | \$ - | |
| Stockton Unified | San Joaquin | Stockton Unified Early College Academy | 57/68676-00-038 | 10/11/16 | \$ 5,214,348 | \$ - | |
| Long Beach Unified | Los Angeles | Renaissance High School for the Arts | 57/64725-00-021 | 10/13/16 | \$ 7,452,532 | \$ - | |
| Pioneer Union Elementary | Kings | Pioneer Elementary | 57/63990-00-003 | 10/26/16 | \$ 1,894,686 | \$ - | |
| Colton Joint Unified | San Bernardino | Colton High | 57/67686-00-023 | 10/26/16 | \$ 1,525,061 | \$ - | |
| Sanger Unified | Fresno | Sanger Academy Charter | 57/62414-00-017 | 10/28/16 | \$ 725,853 | \$ - | |
| Manteca Unified | San Joaquin | Golden West Elementary | 57/68593-00-011 | 10/28/16 | \$ 1,579,503 | \$ - | |
| Manteca Unified | San Joaquin | Shasta Elementary | 57/68593-00-012 | 10/28/16 | \$ 1,532,202 | \$ - | |
| Manteca Unified | San Joaquin | Lathrop Elementary | 57/68593-00-013 | 10/28/16 | \$ 3,749,688 | \$ - | |
| Manteca Unified | San Joaquin | Sequoia Elementary | 57/68593-00-014 | 10/28/16 | \$ 3,529,162 | \$ - | |
| Manteca Unified | San Joaquin | Lincoln Elementary | 57/68593-00-015 | 10/28/16 | \$ 2,754,052 | \$ - | |
| Saddleback Valley Unified | Orange | Trabuco Mesa Elementary | 57/73635-00-036 | 10/28/16 | \$ 2,694,648 | \$ - | |
| Saddleback Valley Unified | Orange | Cielo Vista Elementary | 57/73635-00-037 | 10/28/16 | \$ 3,555,938 | \$ - | |
| San Ramon Valley Unified | Contra Costa | Walt Disney Elementary | 57/61804-00-024 | 10/31/16 | \$ 785,930 | \$ - | |
| Clovis Unified | Fresno | Mountain View Elementary | 57/62117-00-053 | 10/31/16 | \$ 1,831,518 | \$ - | |
| Ceres Unified | Stanislaus | Ceres High | 57/71043-00-013 | 10/31/16 | \$ 531,318 | \$ - | |
| San Ramon Valley Unified | Contra Costa | Monte Vista High | 57/61804-00-025 | 11/03/16 | \$ 985,056 | \$ - | |
| Saugus Union | Los Angeles | James Foster Elementary | 57/64998-00-008 | 11/04/16 | \$ 629,801 | \$ - | |
| Saugus Union | Los Angeles | Charles Helmers Elementary | 57/64998-00-009 | 11/04/16 | \$ 3,152,965 | \$ - | |
| Garden Grove Unified | Orange | Leo Carrillo Elementary | 57/66522-00-075 | 11/04/16 | \$ 494,934 | \$ - | |
| Garden Grove Unified | Orange | Post Elementary | 57/66522-00-076 | 11/04/16 | \$ 637,489 | \$ - | |

SFP APPLICATIONS
Modernization School Facilities Program
- Workload as of October 31, 2018 -

| District | County | Site Name | Application Number | OPSC Date Received | Estimated State Grant (a) | Financial Hardship (b) | Notification Occurred** |
|------------------------------|---------------|--------------------------------|--------------------|--------------------|---------------------------|------------------------|-------------------------|
| Garden Grove Unified | Orange | Sarah McGarvin Intermediate | 57/66522-00-077 | 11/04/16 | \$ 287,838 | \$ - | |
| Garden Grove Unified | Orange | Clinton-Mendenhall Elementary | 57/66522-00-078 | 11/04/16 | \$ 601,582 | \$ - | |
| Garden Grove Unified | Orange | Edward Russell Elementary | 57/66522-00-079 | 11/04/16 | \$ 481,663 | \$ - | |
| Garden Grove Unified | Orange | Garden Grove High | 57/66522-00-080 | 11/04/16 | \$ 1,933,679 | \$ - | |
| Garden Grove Unified | Orange | Patton Elementary | 57/66522-00-081 | 11/04/16 | \$ 352,124 | \$ - | |
| Garden Grove Unified | Orange | Louis Lake Intermediate | 57/66522-00-082 | 11/04/16 | \$ 285,627 | \$ - | |
| Garden Grove Unified | Orange | Leroy L Doig Intermediate | 57/66522-00-083 | 11/04/16 | \$ 687,631 | \$ - | |
| Garden Grove Unified | Orange | Dwight D Eisenhower Elementary | 57/66522-00-084 | 11/04/16 | \$ 1,061,123 | \$ - | |
| Garden Grove Unified | Orange | Bolsa Grande High | 57/66522-00-085 | 11/04/16 | \$ 1,025,169 | \$ - | |
| Sonora Elementary | Tuolumne | Sonora Elementary | 57/72371-00-004 | 11/08/16 | \$ 1,360,167 | \$ - | |
| Sonora Elementary | Tuolumne | Sonora Elementary | 57/72371-00-003 | 11/09/16 | \$ 2,067,799 | \$ - | |
| Rosemead Elementary | Los Angeles | Janson Elementary | 57/64931-00-010 | 11/16/16 | \$ 2,582,808 | \$ - | |
| Rosemead Elementary | Los Angeles | Janson Elementary | 57/64931-00-011 | 11/16/16 | \$ 2,586,682 | \$ - | |
| Rosemead Elementary | Los Angeles | Encinita Elementary | 57/64931-00-012 | 11/16/16 | \$ 1,556,508 | \$ - | |
| Grossmont Union High | San Diego | Chaparral High | 57/68130-00-025 | 11/17/16 | \$ 2,162,636 | \$ - | |
| Santa Paula Unified | Ventura | Renaissance High | 57/76828-00-001 | 11/17/16 | \$ 735,739 | \$ - | |
| Azusa Unified | Los Angeles | Paramount Elementary | 57/64279-00-018 | 11/18/16 | \$ 2,861,302 | \$ - | |
| Culver City Unified | Los Angeles | El Marino Elementary | 57/64444-00-015 | 11/18/16 | \$ 1,354,409 | \$ - | |
| Duarte Unified | Los Angeles | Northview Intermediate | 57/64469-00-011 | 11/22/16 | \$ 3,232,275 | \$ - | |
| Alvord Unified | Riverside | Norte Vista Hihh | 57/66977-00-015 | 11/22/16 | \$ 2,222,641 | \$ - | |
| Traver Joint Elementary | Tulare | Traver Elementary | 57/72223-00-002 | 11/22/16 | \$ 105,143 | \$ 70,096 | |
| Saddleback Valley Unified | Orange | Mission Viejo High | 57/73635-00-038 | 11/23/16 | \$ 4,096,931 | \$ - | |
| Saddleback Valley Unified | Orange | Trabuco Hills High | 57/73635-00-039 | 11/29/16 | \$ 2,199,511 | \$ - | |
| Santa Barbara Unified | Santa Barbara | La Colina Junior High | 57/76786-00-009 | 11/29/16 | \$ 964,894 | \$ - | |
| Princeton Joint Unified | Glenn | Princeton Junior-Senior High | 57/62646-00-001 | 12/01/16 | \$ 1,050,884 | \$ - | |
| Princeton Joint Unified | Glenn | Princeton Elementary | 57/62646-00-002 | 12/01/16 | \$ 344,816 | \$ - | |
| Placer Union High | Placer | Placer High | 57/66894-00-010 | 12/01/16 | \$ 3,190,203 | \$ - | |
| Torrance Unified | Los Angeles | Torrance High | 57/65060-00-035 | 12/06/16 | \$ 4,209,195 | \$ - | |
| Merced City Elementary | Merced | Hoover Middle | 57/65771-00-012 | 12/07/16 | \$ 3,805,712 | \$ - | |
| Stockton Unified | San Joaquin | Edison Senior High | 57/68676-00-039 | 12/07/16 | \$ 16,101,918 | \$ - | |
| Newport-Mesa Unified | Orange | Corona Del Mar High | 57/66597-00-041 | 12/12/16 | \$ 5,555,425 | \$ - | |
| Palm Springs Unified | Riverside | Raymond Cree Middle | 57/67173-00-010 | 12/12/16 | \$ 588,722 | \$ - | |
| Franklin-McKinley Elementary | Santa Clara | Franklin Elementary | 57/69450-00-010 | 12/14/16 | \$ 2,358,216 | \$ - | |
| Placer Union High | Placer | Del Oro High | 57/66894-00-011 | 12/15/16 | \$ 2,787,304 | \$ - | |
| Garden Grove Unified | Orange | Marie Hare Continuation High | 57/66522-00-086 | 12/21/16 | \$ 894,001 | \$ - | |
| Moreno Valley Unified | Riverside | Edgemont Elementary | 57/67124-00-009 | 12/23/16 | \$ 1,059,890 | \$ - | |
| Moreno Valley Unified | Riverside | Moreno Valley High | 57/67124-00-010 | 12/23/16 | \$ 1,667,764 | \$ - | |
| Alvord Unified | Riverside | Crista S. McAuliffe Elementary | 57/66977-00-016 | 12/28/16 | \$ 840,231 | \$ - | |
| Alvord Unified | Riverside | La Sierra High | 57/66977-00-017 | 12/28/16 | \$ 2,715,598 | \$ - | |
| Alvord Unified | Riverside | Foothill Elementary | 57/66977-00-018 | 12/28/16 | \$ 1,508,459 | \$ - | |
| Jurupa Unified | Riverside | Peralta Elementary | 57/67090-00-009 | 12/29/16 | \$ 690,106 | \$ - | |
| Folsom-Cordova Unified | Sacramento | Sundahl (Carl H.) Elementary | 57/67330-21-005 | 01/06/17 | \$ 1,900,623 | \$ - | |
| Woodville Elementary | Tulare | Woodville Elementary | 57/72298-00-002 | 01/06/17 | \$ 173,771 | \$ 115,847 | |
| Lancaster Elementary | Los Angeles | Joshua Elementary | 57/64667-00-008 | 01/11/17 | \$ 1,514,346 | \$ - | |
| Hollister Elementary | San Benito | Cerra Vista Elementary | 57/67470-00-001 | 01/11/17 | \$ 1,097,653 | \$ - | |

SFP APPLICATIONS
Modernization School Facilities Program
- Workload as of October 31, 2018 -

| District | County | Site Name | Application Number | OPSC Date Received | Estimated State Grant (a) | Financial Hardship (b) | Notification Occurred** |
|---------------------------------|-----------------|-----------------------------|---------------------------|---------------------------|----------------------------------|-------------------------------|--------------------------------|
| Hollister Elementary | San Benito | Calaveras Elementary | 57/67470-00-002 | 01/11/17 | \$ 1,120,146 | \$ - | |
| Torrance Unified | Los Angeles | North High | 57/65060-00-036 | 01/12/17 | \$ 2,283,123 | \$ - | |
| Corcoran Joint Unified | Kings | John Muir Middle | 57/63891-00-011 | 01/13/17 | \$ 2,251,630 | \$ - | |
| Merced City Elementary | Merced | Chenoweth Elementary | 57/65771-00-013 | 01/17/17 | \$ 1,341,801 | \$ - | |
| Merced City Elementary | Merced | Chenoweth Elementary | 57/65771-00-014 | 01/17/17 | \$ 667,044 | \$ - | |
| Rincon Valley Unioin Elementary | Sonoma | Binkley Elementary | 57/70896-00-009 | 01/17/17 | \$ 1,397,839 | \$ - | |
| Rincon Valley Unioin Elementary | Sonoma | Madrone Elementary | 57/70896-00-010 | 01/17/17 | \$ 592,830 | \$ - | |
| Colton Joint Unified | San Bernardino | Bloomington High | 57/67686-00-024 | 01/18/17 | \$ 1,674,492 | \$ - | |
| Pacific Elementary | Santa Cruz | Pacific Elementary | 57/69781-00-001 | 01/20/17 | \$ 47,565 | \$ 31,710 | |
| Westside Union Elementary | Los Angeles | Cottonwood Elementary | 57/65102-00-004 | 01/24/17 | \$ 2,226,796 | \$ - | |
| Gridley Unified | Butte | Sycamore Middle | 57/75507-00-001 | 01/24/17 | \$ 669,187 | \$ - | |
| Gridley Unified | Butte | Sycamore Middle | 57/75507-00-002 | 01/24/17 | \$ 662,920 | \$ - | |
| Gridley Unified | Butte | Wilson Elementary | 57/75507-00-003 | 01/24/17 | \$ 995,603 | \$ - | |
| Gridley Unified | Butte | Wilson Elementary | 57/75507-00-004 | 01/24/17 | \$ 892,537 | \$ - | |
| Gridley Unified | Butte | McKinley Elementary | 57/75507-00-005 | 01/24/17 | \$ 1,397,840 | \$ - | |
| Pollock Pines Elementary | El Dorado | Pinewood Elementary | 57/61960-00-001 | 01/25/17 | \$ 1,147,329 | \$ - | |
| Pollock Pines Elementary | El Dorado | Sierra Ridge Middle | 57/61960-00-002 | 01/25/17 | \$ 1,339,531 | \$ - | |
| Atascadero Unified | San Luis Obispo | Santa Rosa Academy | 57/68700-00-004 | 01/25/17 | \$ 3,603,262 | \$ - | |
| Arvin Union Elementary | Kern | Haven Drive Middle | 57/63313-00-001 | 01/26/17 | \$ 1,572,811 | \$ - | |
| Pixley Union Elementary | Tulare | Pixley Union Elementary | 57/72041-00-001 | 01/26/17 | \$ 3,570,061 | \$ 2,380,041 | |
| Atascadero Unified | San Luis Obispo | San Gabriel Elementary | 57/68700-00-005 | 02/01/17 | \$ 2,680,991 | \$ - | |
| San Carlos Elementary | San Mateo | Tierra Linda Middle | 57/69021-00-011 | 02/01/17 | \$ 4,135,922 | \$ - | |
| Jurupa Unified | Riverside | Ina Arbuckle Elementary | 57/67090-00-010 | 02/03/17 | \$ 2,565,897 | \$ - | |
| San Juan Unified | Sacramento | Citrus Heights Elementary | 57/67447-00-061 | 02/03/17 | \$ 310,415 | \$ - | |
| Corcoran Joint Unified | Kings | Mark Twain Elementary | 57/63891-00-012 | 02/07/17 | \$ 2,019,861 | \$ - | |
| Newcastle Elementary | Placer | Newcastle Elementary | 57/66852-00-002 | 02/07/17 | \$ 80,508 | \$ 53,672 | |
| Grossmont Union High | San Diego | El Capitan High | 57/68130-00-026 | 02/07/17 | \$ 242,388 | \$ - | |
| Tahoe-Truckee Joint Unified | Placer | Kings Beach Elementary | 57/66944-00-011 | 02/13/17 | \$ 1,044,412 | \$ - | |
| Tahoe-Truckee Joint Unified | Placer | Glenshire Elementary | 57/66944-00-013 | 02/13/17 | \$ 1,042,848 | \$ - | |
| Tracy Unified | San Joaquin | South West Park Elementary | 57/75499-00-011 | 02/14/17 | \$ 2,659,552 | \$ - | |
| Azusa Unified | Los Angeles | Center Middle | 57/64279-00-019 | 02/15/17 | \$ 3,296,598 | \$ - | |
| Alameda Unified | Alameda | Alameda High | 57/61119-01-001 | 02/23/17 | \$ 1,679,127 | \$ - | |
| Banta Elementary | San Joaquin | Banta Elementary | 57/68486-00-002 | 02/23/17 | \$ 80,632 | \$ 53,755 | |
| Sequoia Union Elementary | Tulare | Sequoia Elementary | 57/72116-00-002 | 02/24/17 | \$ 168,807 | \$ 112,538 | |
| Jurupa Unified | Riverside | Jurupa Valley High | 57/67090-00-011 | 02/27/17 | \$ 1,595,262 | \$ - | |
| San Juan Unified | Sacramento | Bella Vista High | 57/67447-00-062 | 02/27/17 | \$ 741,237 | \$ - | |
| Southern Humboldt Joint Unified | Humboldt | South Fork High | 57/63040-00-001 | 03/03/17 | \$ 2,114,533 | \$ - | |
| Atascadero Unified | San Luis Obispo | Atascadero Junior High | 57/68700-00-006 | 03/03/17 | \$ 5,164,441 | \$ - | |
| Desert Sands Unified | Riverside | La Quinta Middle | 57/67058-00-019 | 03/06/17 | \$ 2,566,440 | \$ - | |
| Palm Springs Unified | Riverside | Agua Caliente Elementary | 57/67173-00-011 | 03/07/17 | \$ 1,179,108 | \$ - | |
| Sierra Sands Unified | Kern | Burroughs High | 57/73742-00-009 | 03/07/17 | \$ 8,093,864 | \$ 5,395,909 | |
| San Ramon Valley Unified | Contra Costa | Bollinger Canyon Elementary | 57/61804-00-026 | 03/13/17 | \$ 502,912 | \$ - | |
| San Ramon Valley Unified | Contra Costa | Los Cerros Middle | 57/61804-00-027 | 03/13/17 | \$ 1,001,109 | \$ - | |
| Sierra Sands Unified | Kern | Murray Middle | 57/73742-00-010 | 03/13/17 | \$ 4,810,926 | \$ 3,207,284 | |
| Azusa Unified | Los Angeles | Slauson Middle | 57/64279-00-020 | 03/15/17 | \$ 4,694,932 | \$ - | |

SFP APPLICATIONS
Modernization School Facilities Program
- Workload as of October 31, 2018 -

| District | County | Site Name | Application Number | OPSC Date Received | Estimated State Grant (a) | Financial Hardship (b) | Notification Occurred** |
|---------------------------------|----------------|------------------------------|---------------------------|---------------------------|----------------------------------|-------------------------------|--------------------------------|
| San Ramon Valley Unified | Contra Costa | Pine Valley Middle | 57/61804-00-028 | 03/16/17 | \$ 858,187 | \$ - | |
| San Ramon Valley Unified | Contra Costa | Tassajara Hills Elementary | 57/61804-00-029 | 03/16/17 | \$ 670,550 | \$ - | |
| Dinuba Unified | Tulare | Dinuba High | 57/75531-00-013 | 03/16/17 | \$ 840,068 | \$ 560,046 | |
| Dinuba Unified | Tulare | Jefferson Elementary | 57/75531-00-014 | 03/16/17 | \$ 190,260 | \$ 126,840 | |
| Dinuba Unified | Tulare | Lincoln Elementary | 57/75531-00-015 | 03/16/17 | \$ 100,240 | \$ 66,827 | |
| Torrance Unified | Los Angeles | Calle Mayor Middle School | 57/65060-00-037 | 03/22/17 | \$ 1,326,473 | \$ - | |
| Downey Unified | Los Angeles | Stauffer Middle | 57/64451-00-029 | 03/23/17 | \$ 7,237,121 | \$ - | |
| Central Elementary | San Bernardino | Dona Merced Elementary | 57/67645-00-006 | 03/28/17 | \$ 700,193 | \$ - | |
| Central Elementary | San Bernardino | Bear Gulch Elementary | 57/67645-00-007 | 03/28/17 | \$ 826,805 | \$ - | |
| Clovis Unified | Fresno | Red Bank Elementary | 57/62117-00-055 | 04/04/17 | \$ 3,090,137 | \$ - | |
| Twin Rivers Unified | Sacramento | Frontier Elementary | 57/76505-00-042 | 04/05/17 | \$ 798,413 | \$ - | |
| Twin Rivers Unified | Sacramento | Castori Elementary | 57/76505-00-043 | 04/05/17 | \$ 625,660 | \$ - | |
| Twin Rivers Unified | Sacramento | Northwood Elementary | 57/76505-00-044 | 04/05/17 | \$ 676,898 | \$ - | |
| Potter Valley Community Unified | Mendocino | Potter Valley High | 57/73866-00-001 | 04/07/17 | \$ 1,812,691 | \$ - | |
| Scotts Valley Unified | Santa Cruz | Scotts Valley Middle | 57/75432-00-002 | 04/20/17 | \$ 4,228,965 | \$ - | |
| Central Elementary | San Bernardino | Central Elementary | 57/67645-00-008 | 04/24/17 | \$ 809,201 | \$ - | |
| Menlo Park City Elementary | San Mateo | Laurel Elementary | 57/68965-00-006 | 04/24/17 | \$ 1,812,907 | \$ - | |
| Fullerton Joint Union High | Orange | Sunny Hills High | 57/66514-00-016 | 04/26/17 | \$ 2,230,396 | \$ - | |
| San Francisco Unified | San Francisco | Redding Elementary | 57/68478-79-004 | 04/26/17 | \$ 1,649,358 | \$ - | |
| San Benito High | San Benito | San Benito High | 57/67538-00-002 | 04/27/17 | \$ 1,033,724 | \$ - | |
| San Benito High | San Benito | San Benito High | 57/67538-00-003 | 04/27/17 | \$ 3,781,733 | \$ - | |
| San Benito High | San Benito | San Benito High | 57/67538-00-004 | 04/27/17 | \$ 797,124 | \$ - | |
| Snowline Joint Unified | San Bernardino | Pinon Hills Elementary | 57/73957-00-001 | 05/01/17 | \$ 307,916 | \$ 205,278 | |
| Snowline Joint Unified | San Bernardino | Serrano High | 57/73957-00-002 | 05/01/17 | \$ 1,802,099 | \$ 1,201,400 | |
| Snowline Joint Unified | San Bernardino | Baldy Elementary | 57/73957-00-003 | 05/01/17 | \$ 542,518 | \$ 361,679 | |
| Snowline Joint Unified | San Bernardino | Chaparral Continuation High | 57/73957-00-004 | 05/01/17 | \$ 126,468 | \$ 84,312 | |
| Snowline Joint Unified | San Bernardino | Phelan Elementary | 57/73957-00-005 | 05/01/17 | \$ 390,288 | \$ 260,192 | |
| Snowline Joint Unified | San Bernardino | Quail Valley Middle | 57/73957-00-006 | 05/01/17 | \$ 235,451 | \$ 156,967 | |
| Snowline Joint Unified | San Bernardino | Wrightwood Elementary | 57/73957-00-007 | 05/01/17 | \$ 258,119 | \$ 172,080 | |
| Snowline Joint Unified | San Bernardino | Pinon Mesa Middle | 57/73957-00-008 | 05/01/17 | \$ 515,478 | \$ 343,652 | |
| Escalon Unified | San Joaquin | Escalon High | 57/68502-00-003 | 05/04/17 | \$ 195,585 | \$ - | |
| Taft City Elementary | Kern | Lincoln Junior High | 57/63800-00-007 | 05/09/17 | \$ 3,922,144 | \$ - | |
| Konocti Unified | Lake | Lower Lake High | 57/64022-00-010 | 05/09/17 | \$ 759,579 | \$ - | |
| Konocti Unified | Lake | Lower Lake Elementary | 57/64022-00-011 | 05/09/17 | \$ 702,458 | \$ - | |
| Kern High | Kern | Foothill High | 57/63529-00-011 | 05/17/17 | \$ 1,668,200 | \$ - | |
| Pomona Unified | Los Angeles | Fremont Academy | 57/64907-00-031 | 05/23/17 | \$ 190,358 | \$ - | |
| San Jacinto Unified | Riverside | De Anza Elementary | 57/67249-00-006 | 05/23/17 | \$ 2,730,216 | \$ - | |
| San Jacinto Unified | Riverside | Park Hill | 57/67249-00-007 | 05/23/17 | \$ 2,557,969 | \$ - | |
| San Ramon Valley Unified | Contra Costa | Iron Horse Middle | 57/61804-00-030 | 05/26/17 | \$ 903,361 | \$ - | |
| Whittier City Elementary | Los Angeles | Dexter Middle | 57/65110-00-013 | 06/02/17 | \$ 5,030,095 | \$ - | |
| Los Angeles Unified | Los Angeles | Drew (Charles) Middle | 57/64733-00-600 | 06/06/17 | \$ 4,199,849 | \$ - | |
| Los Angeles Unified | Los Angeles | Kittridge Elementary | 57/64733-00-601 | 06/06/17 | \$ 1,095,503 | \$ - | |
| Los Angeles Unified | Los Angeles | Hamasaki (Riggin) Elementary | 57/64733-00-602 | 06/06/17 | \$ 1,287,581 | \$ - | |
| Los Angeles Unified | Los Angeles | Loyola Village Elementary | 57/64733-00-603 | 06/06/17 | \$ 1,649,253 | \$ - | |
| Los Angeles Unified | Los Angeles | Graham Elementary | 57/64733-00-610 | 06/06/17 | \$ 3,852,882 | \$ - | |

SFP APPLICATIONS
Modernization School Facilities Program
- Workload as of October 31, 2018 -

| District | County | Site Name | Application Number | OPSC Date Received | Estimated State Grant (a) | Financial Hardship (b) | Notification Occurred** |
|----------------------------|----------------|---|---------------------------|---------------------------|----------------------------------|-------------------------------|--------------------------------|
| Los Angeles Unified | Los Angeles | Tenth Street Elementary | 57/64733-00-611 | 06/06/17 | \$ 3,555,182 | \$ - | |
| Los Angeles Unified | Los Angeles | Belmont Senior High | 57/64733-11-013 | 06/06/17 | \$ 1,992,944 | \$ - | |
| Los Angeles Unified | Los Angeles | Loreto Street Elementary | 57/64733-00-604 | 06/12/17 | \$ 969,228 | \$ - | |
| Los Angeles Unified | Los Angeles | West Vernon Avenue Elementary | 57/64733-00-605 | 06/12/17 | \$ 3,129,659 | \$ - | |
| Los Angeles Unified | Los Angeles | Alphonso B Perez Special Education Center | 57/64733-00-606 | 06/12/17 | \$ 2,182,080 | \$ - | |
| Los Angeles Unified | Los Angeles | Loren Miller Elementary | 57/64733-00-607 | 06/12/17 | \$ 2,062,559 | \$ - | |
| Los Angeles Unified | Los Angeles | Marvin Elementary | 57/64733-00-608 | 06/12/17 | \$ 1,761,910 | \$ - | |
| Los Angeles Unified | Los Angeles | Fairfax Senior High | 57/64733-00-609 | 06/12/17 | \$ 2,391,709 | \$ - | |
| Cucamonga Elementary | San Bernardino | The Ontario Center | 57/67694-00-004 | 06/15/17 | \$ 2,691,763 | \$ - | |
| Ackerman Elementary | Placer | Bowman Elemenary | 57/66761-00-004 | 06/16/17 | \$ 2,019,694 | \$ - | |
| Ceres Unified | Stanislaus | Ceres High | 57/71043-00-014 | 06/19/17 | \$ 1,693,230 | \$ - | |
| Los Angeles Unified | Los Angeles | Burton Street Elementary | 57/64733-00-612 | 06/20/17 | \$ 2,776,042 | \$ - | |
| Los Angeles Unified | Los Angeles | State Street Elementary | 57/64733-00-613 | 06/20/17 | \$ 2,176,320 | \$ - | |
| Los Angeles Unified | Los Angeles | Sherman Oaks Center for Enriched Studies | 57/64733-00-614 | 06/20/17 | \$ 2,125,578 | \$ - | |
| Los Angeles Unified | Los Angeles | Parthenia Street Elementary | 57/64733-00-615 | 06/20/17 | \$ 2,387,217 | \$ - | |
| Los Angeles Unified | Los Angeles | James Monroe High | 57/64733-00-616 | 06/20/17 | \$ 1,784,276 | \$ - | |
| Los Angeles Unified | Los Angeles | Robert Louis Stevenson Middle | 57/64733-05-017 | 06/20/17 | \$ 1,225,590 | \$ - | |
| Los Angeles Unified | Los Angeles | Montague Charter Academy | 57/64733-38-023 | 06/20/17 | \$ 1,849,493 | \$ - | |
| Twin Rivers Unified | Sacramento | Foothill High | 57/76505-00-045 | 06/21/17 | \$ 215,624 | \$ - | |
| Twin Rivers Unified | Sacramento | Woodlake Elementary | 57/76505-00-047 | 06/21/17 | \$ 936,133 | \$ - | |
| Twin Rivers Unified | Sacramento | Orchard Elementary | 57/76505-00-048 | 06/21/17 | \$ 677,836 | \$ - | |
| Twin Rivers Unified | Sacramento | D. W. Babcock Elementary | 57/76505-02-001 | 06/21/17 | \$ 12,100 | \$ - | |
| Twin Rivers Unified | Sacramento | Hagginwood Elementary | 57/76505-02-003 | 06/21/17 | \$ 477,469 | \$ - | |
| Fullerton Joint Union High | Orange | Troy High | 57/66514-00-017 | 06/22/17 | \$ 3,425,704 | \$ - | |
| Jurupa Unified | Riverside | Rubidoux High | 57/67090-00-012 | 06/22/17 | \$ 4,876,717 | \$ - | |
| San Ramon Valley Unified | Contra Costa | Charlotte Wood Middle | 57/61804-00-031 | 06/29/17 | \$ 1,162,640 | \$ - | |
| Los Angeles Unified | Los Angeles | Elizabeth Learning Center | 57/64733-00-617 | 07/06/17 | \$ 1,635,587 | \$ - | |
| Los Angeles Unified | Los Angeles | Sylmar Senior High | 57/64733-00-618 | 07/06/17 | \$ 3,027,167 | \$ - | |
| Los Angeles Unified | Los Angeles | Griffith Middle | 57/64733-00-619 | 07/06/17 | \$ 3,023,576 | \$ - | |
| Chaffey Joint Union High | San Bernardino | Rancho Cucamonga High | 57/67652-00-004 | 07/12/17 | \$ 9,398,565 | \$ - | |
| Gustine Unified | Stanislaus | Gustine High | 57/73619-00-005 | 07/13/17 | \$ 1,279,608 | \$ - | |
| Brawley Elementary | Imperial | Barbara Worth Junior High | 57/63073-00-003 | 07/14/17 | \$ 1,076,419 | \$ - | |
| Chaffey Joint Union High | San Bernardino | Etiwanda High | 57/67652-00-005 | 07/14/17 | \$ 19,425,446 | \$ - | |
| La Habra City Elementary | Orange | Walnut Elementary | 57/66563-00-009 | 07/17/17 | \$ 2,669,971 | \$ - | |
| Lincoln Unified | San Joaquin | Claudia Landeen Elementary | 57/68569-00-016 | 07/17/17 | \$ 1,012,180 | \$ - | |
| Lincoln Unified | San Joaquin | Lincoln Elementary | 57/68569-00-017 | 07/17/17 | \$ 798,973 | \$ - | |
| Los Angeles Unified | Los Angeles | Hoover Street Elementary | 57/64733-00-620 | 07/18/17 | \$ 2,493,434 | \$ - | |
| Los Angeles Unified | Los Angeles | Griffin Avenue Elementary | 57/64733-00-621 | 07/18/17 | \$ 1,748,486 | \$ - | |
| Los Angeles Unified | Los Angeles | El Sereno Middle | 57/64733-34-016 | 07/18/17 | \$ 467,371 | \$ - | |
| Los Angeles Unified | Los Angeles | Reseda High | 57/64733-39-008 | 07/18/17 | \$ 1,622,731 | \$ - | |
| Central Union High | Imperial | Southwest High | 57/63115-00-003 | 07/25/17 | \$ 2,983,443 | \$ - | |
| Los Angeles Unified | Los Angeles | Kennedy (John F.) High | 57/64733-00-622 | 07/25/17 | \$ 1,378,141 | \$ - | |
| Los Angeles Unified | Los Angeles | Hale Charter School Academy | 57/64733-00-623 | 07/25/17 | \$ 4,231,576 | \$ - | |
| Los Angeles Unified | Los Angeles | Dana (Richard Henry) Middle | 57/64733-20-019 | 07/25/17 | \$ 1,049,442 | \$ - | |
| Larkspur Elementary | Marin | Hall Middle | 57/65367-00-006 | 07/26/17 | \$ 855,664 | \$ - | |

SFP APPLICATIONS
Modernization School Facilities Program
- Workload as of October 31, 2018 -

| District | County | Site Name | Application Number | OPSC Date Received | Estimated State Grant (a) | Financial Hardship (b) | Notification Occurred** |
|--------------------------------|---------------|--------------------------------------|---------------------------|---------------------------|----------------------------------|-------------------------------|--------------------------------|
| Santa Paula Unified | Ventura | McKevett Elementary | 57/76828-00-002 | 07/26/17 | \$ 1,300,289 | \$ - | |
| Torrance Unified | Los Angeles | Bert M. Lynn Middle | 57/65060-00-038 | 07/28/17 | \$ 741,833 | \$ - | |
| Torrance Unified | Los Angeles | Edison Elementary | 57/65060-00-039 | 07/28/17 | \$ 326,165 | \$ - | |
| Torrance Unified | Los Angeles | Evelyn Carr Elementary | 57/65060-00-040 | 07/28/17 | \$ 73,359 | \$ - | |
| Torrance Unified | Los Angeles | Casimir Middle | 57/65060-00-041 | 07/28/17 | \$ 274,729 | \$ - | |
| Torrance Unified | Los Angeles | Jefferson Middle | 57/65060-00-042 | 07/28/17 | \$ 811,892 | \$ - | |
| Temecula Valley Unified | Riverside | Temecula Elementary | 57/75192-00-008 | 07/28/17 | \$ 712,375 | \$ - | |
| Twin Rivers Unified | Sacramento | Noralto Elementary | 57/76505-00-050 | 07/28/17 | \$ 912,660 | \$ - | |
| Torrance Unified | Los Angeles | Riviera Elementary | 57/65060-00-043 | 07/31/17 | \$ 522,319 | \$ - | |
| Los Angeles Unified | Los Angeles | White Point Elementary | 57/64733-00-624 | 08/01/17 | \$ 1,863,739 | \$ - | |
| Placer Union High | Placer | Placer High | 57/66894-00-012 | 08/01/17 | \$ 464,452 | \$ - | |
| Torrance Unified | Los Angeles | Towers Elementary | 57/65060-00-044 | 08/02/17 | \$ 654,453 | \$ - | |
| Sequoia Union High | San Mateo | Redwood High | 57/69062-00-037 | 08/03/17 | \$ 560,989 | \$ - | |
| Los Angeles Unified | Los Angeles | Chatsworth Senior High | 57/64733-00-625 | 08/08/17 | \$ 1,777,658 | \$ - | |
| Los Angeles Unified | Los Angeles | Leland Street Elementary | 57/64733-00-626 | 08/08/17 | \$ 811,630 | \$ - | |
| Los Angeles Unified | Los Angeles | Van Nuys Elementary | 57/64733-00-627 | 08/08/17 | \$ 2,651,877 | \$ - | |
| Los Angeles Unified | Los Angeles | Stagg Street Elementary | 57/64733-00-628 | 08/08/17 | \$ 1,593,293 | \$ - | |
| Azusa Unified | Los Angeles | Henry Dalton Elementary | 57/64279-00-021 | 08/11/17 | \$ 2,870,170 | \$ - | |
| Porterville Unified | Tulare | Porterville High | 57/75523-00-015 | 08/11/17 | \$ 6,176,901 | \$ - | |
| Porterville Unified | Tulare | Monache High | 57/75523-00-016 | 08/11/17 | \$ 3,199,635 | \$ - | |
| Larkspur Elementary | Marin | Neil Cummins Elementary | 57/65367-00-007 | 08/14/17 | \$ 754,398 | \$ - | |
| Rincon Valley Union Elementary | Sonoma | Village Elementary Charter | 57/70896-00-011 | 08/14/17 | \$ 1,634,597 | \$ - | |
| Los Angeles Unified | Los Angeles | Coldwater Canyon Elementary | 57/64733-00-629 | 08/16/17 | \$ 2,719,964 | \$ - | |
| Los Angeles Unified | Los Angeles | San Fernando Senior High | 57/64733-73-005 | 08/16/17 | \$ 4,443,145 | \$ - | |
| Escondido Union | San Diego | Quantum Academy | 57/68098-00-013 | 08/16/17 | \$ 985,189 | \$ - | |
| Merced River Union Elementary | Merced | Washington Elementary | 57/73726-00-001 | 08/17/17 | \$ 112,778 | \$ 75,186 | |
| McSwain Union Elementary | Merced | McSwain Elementary | 57/65763-00-003 | 08/18/17 | \$ 161,469 | \$ 107,646 | |
| Natomas Unified | Sacramento | Natomas Pacific Pathways Prep Middle | 57/75283-00-004 | 08/18/17 | \$ 2,479,644 | \$ - | |
| Caruthers Unified | Fresno | Caruthers High | 57/75598-00-003 | 08/21/17 | \$ 2,758,739 | \$ - | |
| Burbank Unified | Los Angeles | Thomas Jefferson Elementary | 57/64337-00-018 | 08/22/17 | \$ 138,270 | \$ - | |
| Irvine Unified | Orange | Santiago Hills Elementary | 57/73650-00-021 | 08/23/17 | \$ 335,448 | \$ - | |
| Irvine Unified | Orange | College Park Elementary | 57/73650-00-022 | 08/23/17 | \$ 470,630 | \$ - | |
| Irvine Unified | Orange | Culverdale Elementary | 57/73650-00-023 | 08/23/17 | \$ 597,498 | \$ - | |
| Washington Unified | Fresno | West Fresno Elementary | 57/76778-00-004 | 08/29/17 | \$ 688,283 | \$ - | |
| Los Angeles Unified | Los Angeles | Markham (Edwin) Middle | 57/64733-00-630 | 08/30/17 | \$ 1,804,655 | \$ - | |
| Los Angeles Unified | Los Angeles | Bell Senior High | 57/64733-00-631 | 08/30/17 | \$ 2,084,470 | \$ - | |
| Sacramento City Unified | Sacramento | Kit Carson Middle | 57/67439-00-075 | 08/30/17 | \$ 38,707 | \$ - | |
| Rincon Valley Union Elementary | Sonoma | Matanzas Elementary | 57/70896-00-012 | 08/31/17 | \$ 666,550 | \$ - | |
| Central Union Elementary | Kings | Akers Elementary | 57/63883-00-001 | 09/01/17 | \$ 434,796 | \$ 289,864 | |
| Torrance Unified | Los Angeles | West High | 57/65060-00-045 | 09/01/17 | \$ 3,338,116 | \$ - | |
| Palo Verde Union Elementary | Tulare | Palo Verde Elementary | 57/72033-00-002 | 09/01/17 | \$ 30,247 | \$ 20,164 | |
| North Monterey County Unified | Monterey | North Monterey County High | 57/73825-00-010 | 09/07/17 | \$ 3,519,183 | \$ - | |
| Sweetwater Union High | San Diego | Sweetwater High | 57/68411-00-043 | 09/08/17 | \$ 3,597,141 | \$ - | |
| Sweetwater Union High | San Diego | Hilltop Middle | 57/68411-00-044 | 09/08/17 | \$ 1,611,256 | \$ - | |
| Sweetwater Union High | San Diego | Chula Vista Senior High | 57/68411-00-045 | 09/08/17 | \$ 3,194,421 | \$ - | |

SFP APPLICATIONS
Modernization School Facilities Program
- Workload as of October 31, 2018 -

| District | County | Site Name | Application Number | OPSC Date Received | Estimated State Grant (a) | Financial Hardship (b) | Notification Occurred** |
|------------------------------------|----------------|------------------------------|---------------------------|---------------------------|----------------------------------|-------------------------------|--------------------------------|
| Sweetwater Union High | San Diego | Mar Vista Middle | 57/68411-00-046 | 09/08/17 | \$ 1,406,447 | \$ - | |
| Sweetwater Union High | San Diego | Mar Vista Senior High | 57/68411-00-047 | 09/08/17 | \$ 2,037,649 | \$ - | |
| Sweetwater Union High | San Diego | Castle Park Senior High | 57/68411-00-048 | 09/08/17 | \$ 2,157,524 | \$ - | |
| Twin Rivers Unified | Sacramento | Woodridge Elementary | 57/76505-00-052 | 09/08/17 | \$ 573,298 | \$ - | |
| Twin Rivers Unified | Sacramento | Grant Union High | 57/76505-00-054 | 09/08/17 | \$ 1,915,763 | \$ - | |
| Los Angeles Unified | Los Angeles | Robert Frost Middle | 57/64733-00-632 | 09/13/17 | \$ 5,038,547 | \$ - | |
| Los Angeles Unified | Los Angeles | Hart Street Elementary | 57/64733-00-633 | 09/13/17 | \$ 676,654 | \$ - | |
| Los Angeles Unified | Los Angeles | Alta Loma Elementary | 57/64733-10-003 | 09/13/17 | \$ 820,154 | \$ - | |
| Escondido Union | San Diego | Mission Middle | 57/68098-00-014 | 09/14/17 | \$ 3,201,633 | \$ - | |
| Weaver Union | Merced | Weaver Middle | 57/65862-00-002 | 09/15/17 | \$ 2,210,240 | \$ - | |
| Los Angeles Unified | Los Angeles | Capistrano Avenue Elementary | 57/64733-00-634 | 09/20/17 | \$ 1,204,765 | \$ - | |
| Newport-Mesa Unified | Orange | Roy O. Andersen Elementary | 57/66597-00-042 | 09/20/17 | \$ 255,268 | \$ - | |
| Burbank Unified | Los Angeles | Bret Harte Elementary | 57/64337-00-019 | 09/21/17 | \$ 138,270 | \$ - | |
| Victor Elementary | San Bernardino | Village Elementary | 57/67918-00-006 | 09/25/17 | \$ 871,723 | \$ - | |
| Victor Elementary | San Bernardino | Mojave Vista Elementary | 57/67918-00-007 | 09/25/17 | \$ 904,696 | \$ - | |
| Yreka Union High | Siskiyou | Yreka High | 57/70516-00-003 | 09/25/17 | \$ 750,864 | \$ 500,576 | |
| Maple Elementary | Kern | Maple Elementary | 57/63610-00-003 | 09/29/17 | \$ 1,658,089 | \$ 1,105,393 | |
| Norwalk-La Mirada Unified | Los Angeles | John H. Glenn High | 57/64840-00-027 | 10/04/17 | \$ 1,520,177 | \$ - | |
| Norwalk-La Mirada Unified | Los Angeles | Corvallis Middle | 57/64840-00-028 | 10/06/17 | \$ 1,587,197 | \$ - | |
| Norwalk-La Mirada Unified | Los Angeles | Reginald M. Benton Middle | 57/64840-00-029 | 10/06/17 | \$ 784,751 | \$ - | |
| Los Angeles Unified | Los Angeles | Emelita Street Elementary | 57/64733-00-635 | 10/11/17 | \$ 1,075,775 | \$ - | |
| Escondido Union | San Diego | Orange Glen Elementary | 57/68098-00-015 | 10/12/17 | \$ 2,211,945 | \$ - | |
| Firebaugh-Las Deltas Joint Unified | Fresno | Arthur E. Mills Intermediate | 57/73809-00-005 | 10/12/17 | \$ 937,217 | \$ - | |
| Cutler-Orosi Joint Unified | Tulare | Orosi High | 57/71860-00-009 | 10/16/17 | \$ 505,872 | \$ 337,248 | |
| Burbank Unified | Los Angeles | R. L. Stevenson Elementary | 57/64337-00-020 | 10/17/17 | \$ 605,944 | \$ - | |
| Los Angeles Unified | Los Angeles | Palms Middle | 57/64733-00-636 | 10/17/17 | \$ 3,047,951 | \$ - | |
| Southern Humboldt Joint Unified | Humboldt | Redway Elementary | 57/63040-00-002 | 10/18/17 | \$ 1,701,739 | \$ - | |
| Newhall Elementary | Los Angeles | Peachland Avenue Elementary | 57/64832-00-005 | 10/19/17 | \$ 1,460,819 | \$ - | |
| Columbia Elementary | Shasta | Columbia Elementary | 57/69948-00-002 | 10/20/17 | \$ 2,262,817 | \$ - | |
| Los Angeles Unified | Los Angeles | Broadous Elementary | 57/64733-00-637 | 10/25/17 | \$ 713,401 | \$ - | |
| Anaheim Union High | Orange | Anaheim High | 57/66431-00-016 | 10/25/17 | \$ 6,422,590 | \$ - | |
| Anaheim Union High | Orange | Cypress High | 57/66431-00-017 | 10/25/17 | \$ 3,942,420 | \$ - | |
| Downey Unified | Los Angeles | Rio Hondo Elementary | 57/64451-00-030 | 10/27/17 | \$ 1,879,657 | \$ - | |
| San Marcos Unified | San Diego | Alvin M. Dunn Elementary | 57/73791-00-006 | 10/31/17 | \$ 749,808 | \$ - | |
| Los Angeles Unified | Los Angeles | Olive Vista Middle | 57/64733-00-638 | 11/01/17 | \$ 6,669,152 | \$ - | |
| San Benito High | San Benito | San Benito High | 57/67538-00-005 | 11/01/17 | \$ 8,893,601 | \$ - | |
| San Benito High | San Benito | San Benito High | 57/67538-00-006 | 11/03/17 | \$ 11,291,330 | \$ - | |
| San Marcos Unified | San Diego | Alvin M. Dunn Elementary | 57/73791-00-007 | 11/03/17 | \$ 2,716,054 | \$ - | |
| Jurupa Unified | Riverside | Mission Bell Elementary | 57/67090-00-013 | 11/09/17 | \$ 1,435,563 | \$ - | |
| Chaffey Joint Union High | San Bernardino | Chaffey High | 57/67652-00-006 | 11/09/17 | \$ 21,161,925 | \$ - | |
| Armona Union Elementary | Kings | Armona Elementary | 57/63875-00-002 | 11/13/17 | \$ 366,389 | \$ 244,260 | |
| Romoland Elementary | Riverside | Romoland Elementary | 57/67231-00-002 | 11/14/17 | \$ 2,021,328 | \$ - | |
| Visalia Unified | Tulare | Mineral King Elementary | 57/72256-00-022 | 11/16/17 | \$ 4,085,803 | \$ - | |
| Muroc Joint Unified | Kern | Bailey Avenue Elementary | 57/63685-00-009 | 11/22/17 | \$ 348,035 | \$ 232,023 | |
| Elk Grove Unified | Sacramento | Franklin High | 57/67314-00-020 | 11/28/17 | \$ 1,131,367 | \$ - | |

SFP APPLICATIONS
Modernization School Facilities Program
- Workload as of October 31, 2018 -

| District | County | Site Name | Application Number | OPSC Date Received | Estimated State Grant (a) | Financial Hardship (b) | Notification Occurred** |
|---------------------------------------|----------------|---------------------------------|---------------------------|---------------------------|----------------------------------|-------------------------------|--------------------------------|
| San Jacinto Unified | Riverside | San Jacinto High | 57/67249-00-008 | 11/29/17 | \$ 2,089,406 | \$ - | |
| Corona-Norco Unified | Riverside | Centennial High | 57/67033-00-017 | 11/30/17 | \$ 1,344,548 | \$ - | |
| Fullerton Joint Union High | Orange | Fullerton Union High | 57/66514-00-018 | 12/01/17 | \$ 981,045 | \$ - | |
| Millville Elementary | Shasta | Millville Elementary | 57/70052-00-003 | 12/04/17 | \$ 678,155 | \$ 452,103 | |
| Los Angeles Unified | Los Angeles | La Salle Avenue Elementary | 57/64733-00-639 | 12/05/17 | \$ 3,367,284 | \$ - | |
| Elk Grove Unified | Sacramento | Laguna Creek High | 57/67314-00-021 | 12/05/17 | \$ 3,491,746 | \$ - | |
| Buena Park Elementary | Orange | Buena Park Junior High | 57/66456-00-008 | 12/07/17 | \$ 2,068,018 | \$ - | |
| Buena Park Elementary | Orange | Carl E. Gilbert Elementary | 57/66456-00-009 | 12/07/17 | \$ 1,114,370 | \$ - | |
| Buena Park Elementary | Orange | James A. Whitaker Elementary | 57/66456-00-010 | 12/07/17 | \$ 1,570,372 | \$ - | |
| Buena Park Elementary | Orange | Charles G. Emery Elementary | 57/66456-00-011 | 12/07/17 | \$ 997,188 | \$ - | |
| Buena Park Elementary | Orange | Mabel L. Pendleton Elementary | 57/66456-00-012 | 12/07/17 | \$ 1,104,993 | \$ - | |
| Centralia Elementary | Orange | Centralia Elementary | 57/66472-00-010 | 12/07/17 | \$ 1,644,013 | \$ - | |
| San Bernardino City Unified | San Bernardino | Muscoy Elementary | 57/67876-00-106 | 12/07/17 | \$ 509,155 | \$ - | |
| San Ysidro Elementary | San Diego | Smythe Elementary | 57/68379-00-002 | 12/07/17 | \$ 3,108,949 | \$ - | |
| San Ysidro Elementary | San Diego | La Mirada Elementary | 57/68379-00-003 | 12/07/17 | \$ 2,652,962 | \$ - | |
| Santa Ynez Valley Union High | Santa Barbara | Santa Ynez Valley Union High | 57/69328-00-001 | 12/07/17 | \$ 9,557,589 | \$ - | |
| Buena Park Elementary | Orange | Arthur F. Corey Elementary | 57/66456-00-013 | 12/15/17 | \$ 1,132,892 | \$ - | |
| Buena Park Elementary | Orange | Gordon H. Beatty Elementary | 57/66456-00-014 | 12/15/17 | \$ 1,300,307 | \$ - | |
| Trinity Alps Unified | Trinity | Trinity High | 57/76513-00-001 | 12/15/17 | \$ 3,719,508 | \$ - | |
| Downey Unified | Los Angeles | Gauldin Elementary | 57/64451-00-031 | 12/18/17 | \$ 1,809,488 | \$ - | |
| San Marino Unified | Los Angeles | Huntington Middle | 57/64964-00-008 | 12/20/17 | \$ 2,431,828 | \$ - | |
| Del Mar Union Elementary | San Diego | Carmel Del Mar Elementary | 57/68056-00-004 | 12/22/17 | \$ 2,376,647 | \$ - | |
| Lowell Joint | Los Angeles | Olita Elementary | 57/64766-00-001 | 12/26/17 | \$ 3,060,024 | \$ - | |
| Irvine Unified | Orange | Stone Creek Elementary | 57/73650-00-024 | 12/26/17 | \$ 1,411,210 | \$ - | |
| Hayward Unified | Alameda | Hayward High | 57/61192-00-003 | 12/28/17 | \$ 9,871,566 | \$ - | |
| Hayward Unified | Alameda | Tennyson High | 57/61192-00-004 | 12/28/17 | \$ 2,954,628 | \$ - | |
| Hayward Unified | Alameda | Mt Eden High | 57/61192-00-005 | 12/28/17 | \$ 10,564,457 | \$ - | |
| Clovis Unified | Fresno | Buchanan High | 57/62117-00-056 | 01/02/18 | \$ 10,402,026 | \$ - | |
| Cypress Elementary | Orange | Margaret Landell Elementary | 57/66480-00-006 | 01/02/18 | \$ 988,220 | \$ - | |
| Elk Grove Unified | Sacramento | Valley High | 57/67314-00-022 | 01/04/18 | \$ 1,570,493 | \$ - | |
| Jurupa Unified | Riverside | Rubidoux High | 57/67090-00-014 | 01/08/18 | \$ 5,548,044 | \$ - | |
| Buellton Union Elementary | Santa Barbara | Jonata Middle | 57/69138-00-002 | 01/08/18 | \$ 1,405,957 | \$ - | |
| Butteville Union Elementary | Siskiyou | Butteville Elementary | 57/70201-00-002 | 01/08/18 | \$ 93,592 | \$ 62,394 | |
| Paradise Unified | Butte | Paradise Senior High | 57/61531-00-003 | 01/12/18 | \$ 4,482,717 | \$ - | |
| William S. Hart Union High | Los Angeles | Placerita Junior High | 57/65136-00-010 | 01/16/18 | \$ 1,492,386 | \$ - | |
| Alhambra Unified | Los Angeles | Repetto Elementary | 57/75713-00-028 | 01/16/18 | \$ 2,931,994 | \$ - | |
| Alhambra Unified | Los Angeles | Monterey Highlands Elementary | 57/75713-00-029 | 01/16/18 | \$ 1,706,453 | \$ - | |
| San Ramon Valley Unified | Contra Costa | Stone Valley Middle | 57/61804-00-032 | 01/17/18 | \$ 4,133,251 | \$ - | |
| Monson-Sultana Joint Union Elementary | Tulare | Monson-Sultana Elementary | 57/72009-00-002 | 01/22/18 | \$ 118,375 | \$ 78,917 | |
| Elk Grove Unified | Sacramento | Sierra-Enterprise Elementary | 57/67314-00-023 | 01/24/18 | \$ 1,549,084 | \$ - | |
| Merced City Elementary | Merced | Luther Burbank Elementary | 57/65771-00-015 | 01/25/18 | \$ 1,852,259 | \$ - | |
| Elk Grove Unified | Sacramento | Florin High | 57/67314-00-024 | 01/25/18 | \$ 5,258,009 | \$ - | |
| Irvine Unified | Orange | Irvine High | 57/73650-00-025 | 01/25/18 | \$ 3,874,257 | \$ - | |
| Irvine Unified | Orange | University High | 57/73650-00-026 | 01/25/18 | \$ 654,092 | \$ - | |
| Los Angeles Unified | Los Angeles | George Washington Carver Middle | 57/64733-00-640 | 02/07/18 | \$ 4,864,058 | \$ - | |

SFP APPLICATIONS
Modernization School Facilities Program
- Workload as of October 31, 2018 -

| District | County | Site Name | Application Number | OPSC Date Received | Estimated State Grant (a) | Financial Hardship (b) | Notification Occurred** |
|-----------------------------|---------------|--------------------------------|---------------------------|---------------------------|----------------------------------|-------------------------------|--------------------------------|
| Los Angeles Unified | Los Angeles | Harrison Street Elementary | 57/64733-00-641 | 02/12/18 | \$ 1,904,407 | \$ - | |
| Los Angeles Unified | Los Angeles | First Street Elementary | 57/64733-00-642 | 02/12/18 | \$ 2,634,671 | \$ - | |
| Los Angeles Unified | Los Angeles | Main Street Elementary | 57/64733-00-643 | 02/12/18 | \$ 8,234,489 | \$ - | |
| San Diego Unified | San Diego | University City High | 57/68338-00-230 | 02/13/18 | \$ 12,621,539 | \$ - | |
| Temecula Valley Unified | Riverside | Temecula Middle | 57/75192-00-009 | 02/13/18 | \$ 5,317,887 | \$ - | |
| Atwater Elementary | Merced | Mitchell Intermediate | 57/65631-00-007 | 02/15/18 | \$ 5,526,380 | \$ - | |
| Atwater Elementary | Merced | Bellevue Elementary | 57/65631-00-008 | 02/15/18 | \$ 467,043 | \$ - | |
| Grossmont Union High | San Diego | Granite Hills High | 57/68130-00-027 | 02/15/18 | \$ 619,301 | \$ - | |
| Twin Rivers Unified | Sacramento | Warren A Allison Elementary | 57/76505-00-055 | 02/16/18 | \$ 644,619 | \$ - | |
| Twin Rivers Unified | Sacramento | Westside Elementary | 57/76505-00-056 | 02/16/18 | \$ 1,170,571 | \$ - | |
| Los Angeles Unified | Los Angeles | Nobel Junior Magnet Center | 57/64733-00-644 | 02/20/18 | \$ 2,641,139 | \$ - | |
| Los Angeles Unified | Los Angeles | Wilmington Middle | 57/64733-00-645 | 02/20/18 | \$ 1,404,708 | \$ - | |
| Los Angeles Unified | Los Angeles | Haddon Avenue Elementary | 57/64733-00-646 | 02/20/18 | \$ 536,406 | \$ - | |
| Los Angeles Unified | Los Angeles | Albion Street Elementary | 57/64733-00-647 | 02/20/18 | \$ 2,199,699 | \$ - | |
| Los Angeles Unified | Los Angeles | Edwin Markham Middle | 57/64733-00-648 | 02/20/18 | \$ 2,487,925 | \$ - | |
| Los Angeles Unified | Los Angeles | Florence Nightingale Middle | 57/64733-08-007 | 02/20/18 | \$ 2,028,913 | \$ - | |
| Los Angeles Unified | Los Angeles | Glenn Hammond Curtiss Middle | 57/64733-32-023 | 02/20/18 | \$ 930,225 | \$ - | |
| Los Angeles Unified | Los Angeles | Jordan High School Magnet | 57/64733-68-008 | 02/20/18 | \$ 2,284,577 | \$ - | |
| Twin Rivers Unified | Sacramento | Rio Linda High | 57/76505-00-057 | 02/20/18 | \$ 1,687,709 | \$ - | |
| Kentfield Elementary | Marin | Adaline E Kent Middle | 57/65334-00-003 | 02/26/18 | \$ 1,206,043 | \$ - | |
| Los Angeles Unified | Los Angeles | Robert F Kennedy Elementary | 57/64733-00-649 | 02/27/18 | \$ 526,280 | \$ - | |
| Los Angeles Unified | Los Angeles | Sixty-Eighth Street Elementary | 57/64733-00-650 | 02/27/18 | \$ 1,012,789 | \$ - | |
| Los Angeles Unified | Los Angeles | Ulysses S Grant Senior High | 57/64733-00-651 | 02/27/18 | \$ 2,313,254 | \$ - | |
| Los Angeles Unified | Los Angeles | Bell Senior High | 57/64733-00-652 | 02/27/18 | \$ 2,904,452 | \$ - | |
| San Ramon Valley Unified | Contra Costa | California High | 57/61804-00-033 | 03/01/18 | \$ 920,156 | \$ - | |
| Irvine Unified | Orange | Eastshore Elementary | 57/73650-00-027 | 03/02/18 | \$ 694,305 | \$ - | |
| Irvine Unified | Orange | Springbrook Elementary | 57/73650-00-028 | 03/02/18 | \$ 3,097,577 | \$ - | |
| Irvine Unified | Orange | Westpark Elementary | 57/73650-00-029 | 03/02/18 | \$ 3,415,758 | \$ - | |
| Los Angeles Unified | Los Angeles | Rowan Avenue Elementary | 57/64733-00-653 | 03/07/18 | \$ 3,054,459 | \$ - | |
| Los Angeles Unified | Los Angeles | Kester Avenue Elementary | 57/64733-00-654 | 03/07/18 | \$ 837,340 | \$ - | |
| Los Angeles Unified | Los Angeles | Chandler Elementary School | 57/64733-00-655 | 03/07/18 | \$ 552,849 | \$ - | |
| Los Angeles Unified | Los Angeles | Locke High School | 57/64733-00-656 | 03/07/18 | \$ 2,788,345 | \$ - | |
| Los Angeles Unified | Los Angeles | Eagle Rock High | 57/64733-00-657 | 03/07/18 | \$ 5,881,556 | \$ - | |
| Los Angeles Unified | Los Angeles | Woodrow Wilson Senior High | 57/64733-00-658 | 03/07/18 | \$ 3,778,899 | \$ - | |
| Los Angeles Unified | Los Angeles | John F Kennedy High | 57/64733-00-659 | 03/07/18 | \$ 1,186,141 | \$ - | |
| Los Angeles Unified | Los Angeles | John Marshall Senior High | 57/64733-12-010 | 03/07/18 | \$ 2,007,360 | \$ - | |
| Los Angeles Unified | Los Angeles | Western Avenue Elementary | 57/64733-25-011 | 03/07/18 | \$ 3,032,859 | \$ - | |
| Los Angeles Unified | Los Angeles | Gault Street Elementary | 57/64733-37-007 | 03/07/18 | \$ 370,632 | \$ - | |
| Los Angeles Unified | Los Angeles | Bonita Street Elementary | 57/64733-54-026 | 03/07/18 | \$ 572,611 | \$ - | |
| South San Francisco Unified | San Mateo | Monte Verde Elementary | 57/69070-00-016 | 03/09/18 | \$ 983,845 | \$ - | |
| Delano Union Elementary | Kern | Del Vista Elementary | 57/63404-00-003 | 03/13/18 | \$ 3,013,353 | \$ 2,008,902 | |
| Dinuba Unified | Tulare | Roosevelt Elementary | 57/75531-00-011 | 03/13/18 | \$ 1,548,789 | \$ 1,032,526 | |
| Los Angeles Unified | Los Angeles | McKinley Avenue Elementary | 57/64733-00-660 | 03/14/18 | \$ 348,676 | \$ - | |
| Los Angeles Unified | Los Angeles | Taft (William Howard) High | 57/64733-00-661 | 03/14/18 | \$ 721,067 | \$ - | |
| Los Angeles Unified | Los Angeles | Benjamin Franklin Senior High | 57/64733-00-662 | 03/14/18 | \$ 797,799 | \$ - | |

SFP APPLICATIONS
Modernization School Facilities Program
- Workload as of October 31, 2018 -

| District | County | Site Name | Application Number | OPSC Date Received | Estimated State Grant (a) | Financial Hardship (b) | Notification Occurred** |
|------------------------------|----------------|--|---------------------------|---------------------------|----------------------------------|-------------------------------|--------------------------------|
| Los Angeles Unified | Los Angeles | Hollywood Senior High | 57/64733-00-663 | 03/14/18 | \$ 6,482,058 | \$ - | |
| Los Angeles Unified | Los Angeles | Reseda Elementary | 57/64733-00-664 | 03/14/18 | \$ 1,482,368 | \$ - | |
| Los Angeles Unified | Los Angeles | James Monroe High | 57/64733-00-665 | 03/14/18 | \$ 2,292,973 | \$ - | |
| Los Angeles Unified | Los Angeles | South Gate Middle | 57/64733-16-012 | 03/14/18 | \$ 1,154,193 | \$ - | |
| Los Angeles Unified | Los Angeles | Van Nuys Senior High | 57/64733-27-010 | 03/14/18 | \$ 6,339,910 | \$ - | |
| Los Angeles Unified | Los Angeles | Grover Cleveland High | 57/64733-41-007 | 03/14/18 | \$ 4,262,185 | \$ - | |
| Los Angeles Unified | Los Angeles | Pacific Boulevard | 57/64733-74-002 | 03/14/18 | \$ 747,956 | \$ - | |
| Gerber Union Elementary | Tehama | Gerber Elementary | 57/71548-00-002 | 03/15/18 | \$ 116,939 | \$ 77,959 | |
| Twin Rivers Unified | Sacramento | Madison Elementary | 57/76505-00-058 | 03/15/18 | \$ 1,189,769 | \$ - | |
| Temecula Valley Unified | Riverside | Paloma Elementary | 57/75192-00-010 | 03/20/18 | \$ 1,520,714 | \$ - | |
| Temecula Valley Unified | Riverside | Red Hawk Elementary | 57/75192-00-011 | 03/20/18 | \$ 2,813,360 | \$ - | |
| Temecula Valley Unified | Riverside | Pauba Valley Elementary | 57/75192-00-012 | 03/20/18 | \$ 1,520,714 | \$ - | |
| Long Beach Unified | Los Angeles | Roosevelt Elementary | 57/64725-05-001 | 03/21/18 | \$ 6,227,165 | \$ - | |
| Los Angeles Unified | Los Angeles | Belmont Senior High | 57/64733-00-666 | 03/21/18 | \$ 2,606,931 | \$ - | |
| Los Angeles Unified | Los Angeles | Balboa Gifted/High Ability Magnet Elementary | 57/64733-00-667 | 03/21/18 | \$ 784,830 | \$ - | |
| Los Angeles Unified | Los Angeles | Millikan Middle | 57/64733-00-668 | 03/21/18 | \$ 956,714 | \$ - | |
| Los Angeles Unified | Los Angeles | Lull Special Education | 57/64733-00-669 | 03/21/18 | \$ 696,153 | \$ - | |
| Los Angeles Unified | Los Angeles | 52nd Street Elementary | 57/64733-00-670 | 03/21/18 | \$ 2,152,602 | \$ - | |
| Mother Lode Union Elementary | El Dorado | Indian Creek Elementary | 57/61929-00-005 | 03/22/18 | \$ 2,336,628 | \$ - | |
| Wauqh Elementary | Sonoma | Meadow Elementary | 57/70995-00-001 | 03/22/18 | \$ 1,033,178 | \$ - | |
| Benicia Unified | Solano | Joe Henderson Elementary | 57/70524-00-010 | 03/23/18 | \$ 724,721 | \$ - | |
| Benicia Unified | Solano | Benicia Middle | 57/70524-00-011 | 03/26/18 | \$ 830,584 | \$ - | |
| Benicia Unified | Solano | Matthew Turner Elementary | 57/70524-00-012 | 03/26/18 | \$ 787,575 | \$ - | |
| Los Angeles Unified | Los Angeles | El Camino Real High | 57/64733-44-006 | 03/28/18 | \$ 1,071,828 | \$ - | |
| Livingston Union | Merced | Campus Park Elementary | 57/65748-00-003 | 03/28/18 | \$ 1,398,819 | \$ - | |
| Livingston Union | Merced | Selma Herndon Elementary | 57/65748-00-004 | 03/28/18 | \$ 1,233,166 | \$ - | |
| Livingston Union | Merced | Yamato Colony Elementary | 57/65748-00-005 | 03/28/18 | \$ 2,686,921 | \$ - | |
| Cutler-Orosi Joint Unified | Tulare | Palm Elementary | 57/71860-00-010 | 03/28/18 | \$ 1,020,048 | \$ - | |
| Cutler-Orosi Joint Unified | Tulare | Golden Valley Elementary | 57/71860-00-011 | 03/28/18 | \$ 3,172,443 | \$ - | |
| Cutler-Orosi Joint Unified | Tulare | El Monte Middle | 57/71860-00-012 | 03/28/18 | \$ 1,744,081 | \$ - | |
| Dublin Unified | Alameda | Dublin High | 57/75093-00-010 | 03/28/18 | \$ 9,246,629 | \$ - | |
| Temple City Unified | Los Angeles | Longden Elementary | 57/65052-00-012 | 03/30/18 | \$ 4,207,743 | \$ - | |
| Alvord Unified | Riverside | Valley View Elementary | 57/66977-00-019 | 03/30/18 | \$ 1,134,030 | \$ - | |
| Santa Ynez Valley Union High | Santa Barbara | Santa Ynez Valley Union High | 57/69328-00-002 | 03/30/18 | \$ 9,690,985 | \$ - | |
| Delano Union Elementary | Kern | Albany Park Elementary | 57/63404-00-004 | 04/02/18 | \$ 2,143,037 | \$ 1,428,691 | |
| Delano Union Elementary | Kern | Nueva Vista Language Academy | 57/63404-00-005 | 04/02/18 | \$ 2,479,934 | \$ 1,653,289 | |
| Standard Elementary | Kern | Standard Middle | 57/63792-00-002 | 04/02/18 | \$ 6,160,251 | \$ - | |
| Buckeye Union Elementary | El Dorado | Blue Oak Elementary | 57/61838-00-008 | 04/03/18 | \$ 2,975,476 | \$ - | |
| Los Angeles Unified | Los Angeles | Venice Senior High | 57/64733-00-671 | 04/04/18 | \$ 7,404,266 | \$ - | |
| Los Angeles Unified | Los Angeles | San Fernando Middle | 57/64733-28-016 | 04/04/18 | \$ 2,280,771 | \$ - | |
| Benicia Unified | Solano | Mary Farmar Elementary | 57/70524-00-013 | 04/05/18 | \$ 728,292 | \$ - | |
| Benicia Unified | Solano | Robert Semple Elementary | 57/70524-00-014 | 04/05/18 | \$ 728,292 | \$ - | |
| Los Angeles Unified | Los Angeles | Los Angeles Center for Enriched Studies | 57/64733-00-672 | 04/11/18 | \$ 3,988,704 | \$ - | |
| San Bernardino City Unified | San Bernardino | San Andreas High | 57/67876-00-107 | 04/11/18 | \$ 646,695 | \$ - | |
| Irvine Unified | Orange | Rancho San Joaquin Middle | 57/73650-00-030 | 04/11/18 | \$ 543,617 | \$ - | |

SFP APPLICATIONS
Modernization School Facilities Program
- Workload as of October 31, 2018 -

| District | County | Site Name | Application Number | OPSC Date Received | Estimated State Grant (a) | Financial Hardship (b) | Notification Occurred** |
|------------------------------|---------------|-----------------------------------|---------------------------|---------------------------|----------------------------------|-------------------------------|--------------------------------|
| Mujroc Joint Unified | Kern | Bailey Avenue Elementary | 57/63685-00-009 | 04/12/18 | \$ 3,160,473 | \$ 2,106,982 | |
| Coalinga-Huron Unified | Fresno | Huron Elementary | 57/62125-00-008 | 04/13/18 | \$ 3,663,751 | \$ - | |
| Davis Joint Unified | Yolo | Davis Senior High | 57/72678-00-014 | 04/13/18 | \$ 1,399,278 | \$ - | |
| Benicia Unified | Solano | Benicia High | 57/70524-00-015 | 04/16/18 | \$ 3,765,446 | \$ - | |
| Fullerton Joint Union High | Orange | Sunny Hills High | 57/66514-00-019 | 04/17/18 | \$ 98,846 | \$ - | |
| Fullerton Joint Union High | Orange | Troy High | 57/66514-00-020 | 04/17/18 | \$ 1,713,218 | \$ - | |
| Los Angeles Unified | Los Angeles | Chatsworth High | 57/64733-00-673 | 04/18/18 | \$ 4,929,033 | \$ - | |
| Los Angeles Unified | Los Angeles | Lorena Street Elementary | 57/64733-00-674 | 04/18/18 | \$ 1,037,103 | \$ - | |
| Los Angeles Unified | Los Angeles | Banning (Phineas) Senior High | 57/64733-32-024 | 04/18/18 | \$ 1,041,187 | \$ - | |
| Clay Joint Elementary | Fresno | Clay Elementary | 57/62109-00-003 | 04/19/18 | \$ 772,104 | \$ - | |
| Elk Grove Unified | Sacramento | Elk Grove Elementary | 57/67314-00-025 | 04/23/18 | \$ 1,016,091 | \$ - | |
| Tahoe-Truckee Unified | Placer | Glenshire Elementary | 57/66944-00-014 | 04/24/18 | \$ 837,536 | \$ - | |
| Sacramento City Unified | Sacramento | C K McClatchy High | 57/67439-00-076 | 04/24/18 | \$ 2,545,153 | \$ - | |
| South San Francisco Unified | San Mateo | South San Francisco High | 57/69070-00-017 | 04/24/18 | \$ 746,113 | \$ - | |
| Cupertino Union | Santa Clara | Cupertino Middle | 57/69419-00-026 | 04/24/18 | \$ 3,096,480 | \$ - | |
| Cupertino Union | Santa Clara | Manuel De Vargas Elementary | 57/69419-00-027 | 04/24/18 | \$ 632,641 | \$ - | |
| Cupertino Union | Santa Clara | Montclair Elementary | 57/69419-00-028 | 04/24/18 | \$ 647,975 | \$ - | |
| Golden Plains Unified | Fresno | Tranquillity High | 57/75234-00-005 | 04/24/18 | \$ 1,386,105 | \$ - | |
| Los Angeles Unified | Los Angeles | Verdugo Hills Senior High | 57/64733-00-675 | 04/25/18 | \$ 2,416,917 | \$ - | |
| Los Angeles Unified | Los Angeles | Gridley Street Elementary | 57/64733-00-676 | 04/25/18 | \$ 1,095,306 | \$ - | |
| Los Angeles Unified | Los Angeles | Sylmar Senior High | 57/64733-00-677 | 04/25/18 | \$ 866,850 | \$ - | |
| Los Angeles Unified | Los Angeles | Taft (William Howard) Senior High | 57/64733-00-678 | 04/25/18 | \$ 1,124,582 | \$ - | |
| Los Angeles Unified | Los Angeles | Reseda Elementary | 57/64733-00-679 | 04/25/18 | \$ 685,352 | \$ - | |
| Los Angeles Unified | Los Angeles | Coldwater Canyon Elementary | 57/64733-00-680 | 04/25/18 | \$ 3,245,312 | \$ - | |
| Los Angeles Unified | Los Angeles | Thomas Jefferson Senior High | 57/64733-13-010 | 04/25/18 | \$ 1,883,555 | \$ - | |
| Los Angeles Unified | Los Angeles | Carson Senior High | 57/64733-54-027 | 04/25/18 | \$ 6,125,746 | \$ - | |
| Lakeport Unified | Lake | Clear Lake High | 57/64030-00-008 | 04/26/18 | \$ 784,683 | \$ - | |
| Black Butte Union Elementary | Shasta | Black Butte Elementary | 57/69880-00-003 | 05/01/18 | \$ 796,401 | \$ - | |
| Los Angeles Unified | Los Angeles | Annalee Avenue Elementary | 57/64733-00-681 | 05/02/18 | \$ 668,195 | \$ - | |
| Los Angeles Unified | Los Angeles | Alexander Hamilton Senior High | 57/64733-00-682 | 05/02/18 | \$ 1,207,579 | \$ - | |
| Los Angeles Unified | Los Angeles | Walter Reed Middle | 57/64733-00-683 | 05/02/18 | \$ 1,630,748 | \$ - | |
| Los Angeles Unified | Los Angeles | Downtown Business High | 57/64733-00-684 | 05/02/18 | \$ 5,096,247 | \$ - | |
| Los Angeles Unified | Los Angeles | Joseph Le Conte Middle | 57/64733-00-685 | 05/02/18 | \$ 609,079 | \$ - | |
| Las Virgenes Unified | Los Angeles | Lupin Hill Elementary | 57/64683-00-010 | 05/03/18 | \$ 907,224 | \$ - | |
| Centinela Valley Union High | Los Angeles | Lawndale High | 57/64352-00-007 | 05/04/18 | \$ 1,666,540 | \$ - | |
| Golden Plains Unified | Fresno | Helm Elementary | 57/75234-00-006 | 05/04/18 | \$ 273,216 | \$ - | |
| South San Francisco Unified | San Mateo | Spruce Elementary | 57/69070-00-018 | 05/07/18 | \$ 963,293 | \$ - | |
| South San Francisco Unified | San Mateo | Ponderosa Elementary | 57/69070-00-019 | 05/07/18 | \$ 667,709 | \$ - | |
| Cupertino Union | Santa Clara | Nelson S Dilworth Elementary | 57/69419-00-029 | 05/07/18 | \$ 510,003 | \$ - | |
| Soquel Union Elementary | Santa Cruz | Soquel Elementary | 57/69849-00-006 | 05/07/18 | \$ 227,584 | \$ - | |
| Soquel Union Elementary | Santa Cruz | Santa Cruz Gardens Elementary | 57/69849-00-007 | 05/07/18 | \$ 45,993 | \$ - | |
| Soquel Union Elementary | Santa Cruz | Main Street Elementary | 57/69849-00-008 | 05/07/18 | \$ 484,424 | \$ - | |
| Kelseyville Unified | Lake | Kelseyville High | 57/64014-00-002 | 05/08/18 | \$ 3,235,923 | \$ - | |
| Visalia Unified | Tulare | Goshen Elementary | 57/72256-00-023 | 05/08/18 | \$ 1,637,692 | \$ - | |
| Visalia Unified | Tulare | Mt Whitney High | 57/72256-00-024 | 05/08/18 | \$ 1,606,243 | \$ - | |

SFP APPLICATIONS
Modernization School Facilities Program
- Workload as of October 31, 2018 -

| District | County | Site Name | Application Number | OPSC Date Received | Estimated State Grant (a) | Financial Hardship (b) | Notification Occurred** |
|------------------------------|----------------|-------------------------------------|---------------------------|---------------------------|----------------------------------|-------------------------------|--------------------------------|
| Visalia Unified | Tulare | Redwood High | 57/72256-00-025 | 05/08/18 | \$ 673,562 | \$ - | |
| Visalia Unified | Tulare | Royal Oaks Elementary | 57/72256-00-026 | 05/08/18 | \$ 859,384 | \$ - | |
| Norwalk-La Mirada Unified | Los Angeles | Julia B Morrison Elementary | 57/64840-00-030 | 05/10/18 | \$ 178,787 | \$ - | |
| Oxnard | Ventura | Harrington Elementary | 57/72538-00-027 | 05/10/18 | \$ 584,890 | \$ - | |
| Irvine Unified | Orange | Brywood Elementary | 57/73650-00-031 | 05/10/18 | \$ 2,870,668 | \$ - | |
| Hollister | San Benito | Rancho San Justo | 57/67470-00-003 | 05/11/18 | \$ 1,567,920 | \$ - | |
| Willows Unified | Glenn | Willows High | 57/62661-00-005 | 05/15/18 | \$ 2,842,688 | \$ - | |
| Los Angeles Unified | Los Angeles | Logan Street Elementary | 57/64733-00-686 | 05/15/18 | \$ 656,134 | \$ - | |
| Los Angeles Unified | Los Angeles | Humphreys Avenue Elementary | 57/64733-00-687 | 05/15/18 | \$ 6,897,346 | \$ - | |
| Los Angeles Unified | Los Angeles | Audubon Middle | 57/64733-00-688 | 05/15/18 | \$ 3,835,933 | \$ - | |
| Los Angeles Unified | Los Angeles | Francisco Bravo Medical Magnet High | 57/64733-00-689 | 05/15/18 | \$ 1,895,608 | \$ - | |
| Los Angeles Unified | Los Angeles | Loyola Village Elementary | 57/64733-00-690 | 05/15/18 | \$ 561,038 | \$ - | |
| Los Angeles Unified | Los Angeles | Theodore Roosevelt Senior High | 57/64733-05-018 | 05/15/18 | \$ 2,530,954 | \$ - | |
| Barstow Unified | San Bernardino | Skyline North Elementary | 57/67611-00-002 | 05/16/18 | \$ 2,775,233 | \$ - | |
| Twin Rivers Unified | Sacramento | Pacific Career and Technology High | 57/76505-00-059 | 05/16/18 | \$ 2,455,163 | \$ - | |
| Twin Rivers Unified | Sacramento | Hazel Strauch Elementary | 57/76505-00-060 | 05/16/18 | \$ 1,475,739 | \$ - | |
| Twin Rivers Unified | Sacramento | Sierra View Elementary | 57/76505-00-061 | 05/16/18 | \$ 662,000 | \$ - | |
| Twin Rivers Unified | Sacramento | Pioneer Elementary | 57/76505-00-062 | 05/16/18 | \$ 1,116,763 | \$ - | |
| Twin Rivers Unified | Sacramento | Kohler Elementary | 57/76505-00-063 | 05/16/18 | \$ 540,891 | \$ - | |
| Coalinga-Huron Unified | Fresno | Sunset Elementary | 57/62125-00-009 | 05/17/18 | \$ 1,901,985 | \$ - | |
| Coalinga-Huron Unified | Fresno | Henry F Bishop Elementary | 57/62125-00-010 | 05/17/18 | \$ 654,137 | \$ - | |
| Hollister | San Benito | Gabilan Hills | 57/67470-00-004 | 05/17/18 | \$ 896,187 | \$ - | |
| Gravenstein Union Elementary | Sonoma | Gravenstein Elementary | 57/70714-00-003 | 05/17/18 | \$ 2,144,261 | \$ - | |
| Wasco Union Elementary | Kern | Palm Avenue Elementary | 57/63842-00-004 | 05/21/18 | \$ 949,748 | \$ 633,165 | |
| Elk Grove Unified | Sacramento | Union House Elementary | 57/67314-00-026 | 05/21/18 | \$ 1,603,056 | \$ - | |
| Tustin Unified | Orange | Robert Heideman Elementary | 57/73643-00-022 | 05/21/18 | \$ 2,913,416 | \$ - | |
| Konocti Unified | Lake | Konocti Education Center | 57/64022-00-012 | 05/22/18 | \$ 872,113 | \$ - | |
| Los Angeles Unified | Los Angeles | Charles Maclay Middle | 57/64733-00-691 | 05/22/18 | \$ 2,688,503 | \$ - | |
| Los Angeles Unified | Los Angeles | Forty-Ninth Street Elementary | 57/64733-00-692 | 05/22/18 | \$ 551,314 | \$ - | |
| Los Angeles Unified | Los Angeles | Apperson Street Elementary | 57/64733-00-693 | 05/22/18 | \$ 838,001 | \$ - | |
| Los Angeles Unified | Los Angeles | Los Angeles High | 57/64733-00-694 | 05/22/18 | \$ 3,975,731 | \$ - | |
| Los Angeles Unified | Los Angeles | Garden Grove Elementary | 57/64733-00-695 | 05/22/18 | \$ 711,536 | \$ - | |
| Round Valley Unified | Mendocino | Round Valley High | 57/65607-00-001 | 05/22/18 | \$ 1,003,579 | \$ - | |
| Round Valley Unified | Mendocino | Round Valley Elementary | 57/65607-00-002 | 05/22/18 | \$ 1,554,144 | \$ - | |
| Jurupa Unified | Riverside | Glen Avon Elementary | 57/67090-00-015 | 05/22/18 | \$ 3,271,033 | \$ - | |
| Grossmont Union High | San Diego | Valhalla High | 57/68130-12-001 | 05/22/18 | \$ 424,477 | \$ - | |
| San Dieguito Union High | San Diego | Torrey Pines High | 57/68346-00-007 | 05/22/18 | \$ 13,663,077 | \$ - | |
| Morgan Hill Unified | Santa Clara | Paradise Valley Engineering Academy | 57/69583-00-012 | 05/22/18 | \$ 2,318,970 | \$ - | |
| Morgan Hill Unified | Santa Clara | Paradise Valley Engineering Academy | 57/69583-00-013 | 05/22/18 | \$ 614,091 | \$ - | |
| Oxnard | Ventura | Lemonwood Elementary | 57/72538-00-028 | 05/24/18 | \$ 818,846 | \$ - | |
| Elk Grove Unified | Sacramento | John Reith Elementary | 57/67314-00-027 | 05/25/18 | \$ 2,635,486 | \$ - | |
| Los Angeles Unified | Los Angeles | Emerson (Ralph Waldo) Junior M | 57/64733-00-696 | 05/29/18 | \$ 1,002,746 | \$ - | |
| Los Angeles Unified | Los Angeles | Johnnie Cochran, Jr, Middle | 57/64733-00-697 | 05/29/18 | \$ 2,116,017 | \$ - | |
| Los Angeles Unified | Los Angeles | North Hollywood Senior High | 57/64733-22-014 | 05/29/18 | \$ 3,567,845 | \$ - | |
| West Covina Unified | Los Angeles | West Covina High | 57/65094-00-014 | 05/30/18 | \$ 4,443,279 | \$ - | |

SFP APPLICATIONS
Modernization School Facilities Program
- Workload as of October 31, 2018 -

| District | County | Site Name | Application Number | OPSC Date Received | Estimated State Grant (a) | Financial Hardship (b) | Notification Occurred** |
|-----------------------------|-----------------|--|--------------------|--------------------|---------------------------|------------------------|-------------------------|
| San Juan Unified | Sacramento | Fair Oaks Elementary | 57/67447-00-063 | 05/30/18 | \$ 1,347,587 | \$ - | |
| Hollister | San Benito | R O Hardin Elementary | 57/67470-00-005 | 05/30/18 | \$ 4,306,262 | \$ - | |
| Atascadero Unified | San Luis Obispo | Santa Margarita Elementary | 57/68700-00-007 | 05/30/18 | \$ 2,043,520 | \$ - | |
| Santa Ana Unified | Orange | Washington Elementary | 57/66670-00-053 | 05/31/18 | \$ 4,236,001 | \$ - | |
| Cambrian | Santa Clara | Ida Price Middle | 57/69385-00-014 | 06/04/18 | \$ 2,259,551 | \$ - | |
| Cambrian | Santa Clara | Steindorf STEAM K-8 Magnet | 57/69385-00-015 | 06/04/18 | \$ 2,739,367 | \$ - | |
| Cambrian | Santa Clara | Bagby Elementary | 57/69385-00-016 | 06/04/18 | \$ 410,783 | \$ - | |
| Cambrian | Santa Clara | Farnham Elementary | 57/69385-00-017 | 06/04/18 | \$ 874,369 | \$ - | |
| Cambrian | Santa Clara | Fammatre Elementary | 57/69385-00-018 | 06/04/18 | \$ 884,080 | \$ - | |
| Dublin Unified | Alameda | Murray Elementary | 57/75093-00-011 | 06/05/18 | \$ 2,238,407 | \$ - | |
| Clovis Unified | Fresno | Lincoln Elementary | 57/62117-00-057 | 06/06/18 | \$ 616,620 | \$ - | |
| Dublin Unified | Alameda | Wells Middle | 57/75093-00-012 | 06/06/18 | \$ 1,048,020 | \$ - | |
| Dublin Unified | Alameda | Wells Middle | 57/75093-00-013 | 06/06/18 | \$ 1,870,401 | \$ - | |
| Dublin Unified | Alameda | Dublin Elementary | 57/75093-00-014 | 06/06/18 | \$ 2,924,401 | \$ - | |
| Galt Joint Union High | Sacramento | Galt High | 57/67355-00-002 | 06/08/18 | \$ 4,162,983 | \$ - | |
| San Bernardino City Unified | San Bernardino | San Bernardino High | 57/67876-00-108 | 06/12/18 | \$ 2,511,541 | \$ - | |
| Los Angeles Unified | Los Angeles | Cienega Elementary | 57/64733-00-698 | 06/13/18 | \$ 1,370,920 | \$ - | |
| Los Angeles Unified | Los Angeles | Canoga Park Senior High | 57/64733-00-699 | 06/13/18 | \$ 4,964,944 | \$ - | |
| Los Angeles Unified | Los Angeles | Harrison Street Elementary | 57/64733-00-700 | 06/13/18 | \$ 1,024,516 | \$ - | |
| Riverdale Joint Unified | Fresno | Riverdale Elementary | 57/75408-00-006 | 06/14/18 | \$ 690,356 | \$ - | |
| Tracy Joint Unified | San Joaquin | Central Elementary | 57/75499-00-012 | 06/14/18 | \$ 2,987,345 | \$ - | |
| Solana Beach Elementary | San Diego | Solana Highlands Elementary | 57/68387-00-003 | 06/15/18 | \$ 2,573,516 | \$ - | |
| Barstow Unified | San Bernardino | Barstow Fine Arts Academy (formerly Barstow Inte | 57/67611-00-003 | 06/18/18 | \$ 4,053,288 | \$ - | |
| Pleasant View Elementary | Tulare | Pleasant View Elementary | 57/72058-00-002 | 06/18/18 | \$ 1,278,676 | \$ 852,451 | |
| Twin Rivers Unified | Sacramento | Harmon Johnson Elementary | 57/76505-00-064 | 06/19/18 | \$ 4,102,973 | \$ - | |
| Centralia Elementary | Orange | George B Miller Elementary | 57/66472-00-011 | 06/22/18 | \$ 332,218 | \$ - | |
| Centralia Elementary | Orange | Raymond Temple Elementary | 57/66472-00-012 | 06/22/18 | \$ 687,831 | \$ - | |
| Grossmont Union High | San Diego | El Cajon Valley High | 57/68130-00-028 | 06/22/18 | \$ 3,143,831 | \$ - | |
| Sweetwater Union High | San Diego | Bonita Vista Middle | 57/68411-00-049 | 06/25/18 | \$ 1,419,295 | \$ - | |
| San Marcos Unified | San Diego | La Costa Meadows Elementary | 57/73791-00-008 | 06/25/18 | \$ 4,494,708 | \$ - | |
| Colton Joint Unified | San Bernardino | Michael D'Arcy Elementary | 57/67686-00-025 | 06/26/18 | \$ 607,820 | \$ - | |
| San Ramon Valley Unified | Contra Costa | California High | 57/61804-00-034 | 06/28/18 | \$ 3,194,794 | \$ - | |
| Clovis Unified | Fresno | Alta Sierra Intermediate | 57/62117-00-058 | 06/28/18 | \$ 4,357,733 | \$ - | |
| Santa Ana Unified | Orange | Garfield Elementary | 57/66670-00-054 | 06/28/18 | \$ 3,245,002 | \$ - | |
| Grossmont Union High | San Diego | West Hills High | 57/68130-00-029 | 06/28/18 | \$ 6,613,614 | \$ - | |
| Rescue Union Elementary | El Dorado | Lake Forest Elementary | 57/61978-00-004 | 06/29/18 | \$ 1,988,626 | \$ - | |
| Western Placer Unified | Placer | Glen Edwards Middle | 57/66951-00-003 | 06/29/18 | \$ 5,187,814 | \$ - | |
| Wright Elementary | Sonoma | J X Wilson Elementary | 57/71035-00-003 | 07/03/18 | \$ 290,190 | \$ - | |
| Hydesville Elementary | Humboldt | Hydesville Elementary | 57/62885-00-001 | 07/06/18 | \$ 259,295 | \$ - | |
| Elk Grove Unified | Sacramento | Samuel Jackman Middle | 57/67314-00-028 | 07/09/18 | \$ 3,294,373 | \$ - | |
| Elk Grove Unified | Sacramento | Eddy Middle School | 57/67314-00-029 | 07/09/18 | \$ 4,124,718 | \$ - | |
| Elk Grove Unified | Sacramento | David Reese Elementary | 57/67314-00-030 | 07/09/18 | \$ 1,585,986 | \$ - | |
| Elk Grove Unified | Sacramento | Jackson Elementary | 57/67314-00-031 | 07/09/18 | \$ 1,792,428 | \$ - | |
| Elk Grove Unified | Sacramento | Florin Elementary | 57/67314-00-032 | 07/10/18 | \$ 2,821,509 | \$ - | |
| Los Angeles Unified | Los Angeles | Dodson Middle School | 57/64733-20-020 | 07/11/18 | \$ 2,394,270 | \$ - | |

SFP APPLICATIONS
Modernization School Facilities Program
- Workload as of October 31, 2018 -

| District | County | Site Name | Application Number | OPSC Date Received | Estimated State Grant (a) | Financial Hardship (b) | Notification Occurred** |
|------------------------------|-----------------|-----------------------------|---------------------------|---------------------------|----------------------------------|-------------------------------|--------------------------------|
| Muroc Joint Unified | Kern | Boron Junior-Senior High | 57/63685-00-010 | 07/12/18 | \$ 3,108,287 | \$ - | |
| Del Norte County Unified | Del Norte | Joe Hamilton Elementary | 57/61820-00-007 | 07/13/18 | \$ 500,295 | \$ - | |
| Golden Plains Unified | Fresno | San Joaquin Elementary | 57/75234-00-007 | 07/13/18 | \$ 3,776,997 | \$ - | |
| Elk Grove Unified | Sacramento | Florin High | 57/67314-00-033 | 07/16/18 | \$ 6,021,182 | \$ - | |
| Solana Beach Elementary | San Diego | Skyline Elementary | 57/68387-00-004 | 07/17/18 | \$ 591,537 | \$ - | |
| Firebaugh-Las Deltas Unified | Fresno | Firebaugh Middle | 57/73809-00-006 | 07/17/18 | \$ 513,079 | \$ - | |
| Norwalk-La Mirada Unified | Los Angeles | Los Alisos Middle | 57/64840-00-031 | 07/18/18 | \$ 1,508,943 | \$ - | |
| Fountain Valley Elementary | Orange | Masuda (Kazuo) Middle | 57/66498-00-012 | 07/19/18 | \$ 2,829,122 | \$ - | |
| La Honda-Pescadero Unified | San Mateo | La Honda Elementary | 57/68940-00-001 | 07/19/18 | \$ 769,626 | \$ - | |
| Sequoia Union High | San Mateo | Sequoia High | 57/69062-00-038 | 07/19/18 | \$ 2,850,756 | \$ - | |
| Franklin-McKinley Elementary | Santa Clara | Windmill Springs Elementary | 57/69450-00-011 | 07/19/18 | \$ 2,646,603 | \$ - | |
| Franklin-McKinley Elementary | Santa Clara | Windmill Springs Elementary | 57/69450-00-012 | 07/19/18 | \$ 577,483 | \$ - | |
| Torrance Unified | Los Angeles | Edward J Richardson Middle | 57/65060-00-046 | 07/20/18 | \$ 855,104 | \$ - | |
| Ocean View Elementary | Orange | Westmont Elementary | 57/66613-00-023 | 07/20/18 | \$ 148,414 | \$ - | |
| William S. Hart Union High | Los Angeles | Sierra Vista Junior High | 57/65136-00-011 | 07/24/18 | \$ 121,354 | \$ - | |
| Fullerton Joint Union High | Orange | La Habra High | 57/66514-00-021 | 07/24/18 | \$ 964,915 | \$ - | |
| Atascadero Unified | San Luis Obispo | Atascadero High | 57/68700-00-008 | 07/24/18 | \$ 1,343,650 | \$ - | |
| Fairfield-Suisun Unified | Solano | Fairview Elementary | 57/70540-00-018 | 07/24/18 | \$ 2,802,793 | \$ - | |
| Fairfield-Suisun Unified | Solano | Grange Middle | 57/70540-00-019 | 07/24/18 | \$ 1,245,177 | \$ - | |
| Dublin Unified | Alameda | Dublin Elementary | 57/75093-00-015 | 07/24/18 | \$ 1,034,478 | \$ - | |
| Norwalk-La Mirada Unified | Los Angeles | Arlie F Hutchinson Middle | 57/64840-00-032 | 07/26/18 | \$ 790,339 | \$ - | |
| Norwalk-La Mirada Unified | Los Angeles | Gardenhill Elementary | 57/64840-00-033 | 07/26/18 | \$ 197,889 | \$ - | |
| Garden Grove Unified | Orange | Merton E Hill Elementary | 57/66522-00-087 | 07/26/18 | \$ 228,917 | \$ - | |
| Garden Grove Unified | Orange | C C Violette Elementary | 57/66522-00-088 | 07/26/18 | \$ 697,426 | \$ - | |
| Garden Grove Unified | Orange | Heritage Elementary | 57/66522-00-089 | 07/26/18 | \$ 794,110 | \$ - | |
| Oxnard Elementary | Ventura | Elm Street Elementary | 57/72538-00-029 | 07/27/18 | \$ 404,879 | \$ - | |
| Oxnard Elementary | Ventura | McKinna Elementary | 57/72538-00-030 | 07/27/18 | \$ 467,912 | \$ - | |
| Healdsburg Unified | Sonoma | Healdsburg Junior High | 57/75390-00-003 | 07/30/18 | \$ 2,573,598 | \$ - | |
| Healdsburg Unified | Sonoma | Healdsburg High | 57/75390-00-004 | 07/30/18 | \$ 5,546,148 | \$ - | |
| Barstow Unified | San Bernardino | Barstow Junior High | 57/67611-00-004 | 07/31/18 | \$ 5,061,294 | \$ - | |
| Natomas Unified | Sacramento | Jefferson Elementary | 57/75283-00-005 | 07/31/18 | \$ 2,663,525 | \$ - | |
| Los Angeles Unified | Los Angeles | Walnut Park Elementary | 57/64733-00-701 | 08/01/18 | \$ 454,404 | \$ - | |
| Los Angeles Unified | Los Angeles | Fairfax Senior High | 57/64733-00-702 | 08/01/18 | \$ 1,160,178 | \$ - | |
| Anaheim Union High | Orange | John F Kennedy High | 57/66431-00-018 | 08/02/18 | \$ 1,533,622 | \$ - | |
| Anaheim Union High | Orange | John F Kennedy High | 57/66431-00-019 | 08/02/18 | \$ 1,942,357 | \$ - | |
| Exeter Unified | Tulare | Wilson Middle | 57/76836-00-001 | 08/02/18 | \$ 988,148 | \$ - | |
| Konocti Unified | Lake | Lower Lake Elementary | 57/64022-00-013 | 08/06/18 | \$ 2,618,613 | \$ - | |
| Pomona Unified | Los Angeles | Alcott Elementary | 57/64907-00-032 | 08/06/18 | \$ 583,195 | \$ - | |
| Pomona Unified | Los Angeles | Washington Elementary | 57/64907-00-033 | 08/07/18 | \$ 1,677,895 | \$ - | |
| Newcastle Elementary | Placer | Newcastle Elementary | 57/66852-00-002 | 08/07/18 | \$ 756,513 | \$ 504,342 | |
| Los Nietos Elementary | Los Angeles | Los Nietos Middle | 57/64758-00-005 | 08/08/18 | \$ 4,492,891 | \$ - | |
| Whittier City Elementary | Los Angeles | Walter F Dexter Middle | 57/65110-00-014 | 08/08/18 | \$ 4,321,829 | \$ - | |
| Saddleback Valley Unified | Orange | Portola Hills Elementary | 57/73635-00-040 | 08/08/18 | \$ 4,443,161 | \$ - | |
| Berkeley Unified | Alameda | John Muir Elementary | 57/61143-00-018 | 08/09/18 | \$ 2,594,312 | \$ - | |
| Chico Unified | Butte | Neal Dow Elementary | 57/61424-00-006 | 08/10/18 | \$ 2,038,050 | \$ - | |

SFP APPLICATIONS
Modernization School Facilities Program
- Workload as of October 31, 2018 -

| District | County | Site Name | Application Number | OPSC Date Received | Estimated State Grant (a) | Financial Hardship (b) | Notification Occurred** |
|----------------------------------|----------------|-------------------------------------|---------------------------|---------------------------|----------------------------------|-------------------------------|--------------------------------|
| Chico Unified | Butte | Marigold Elementary | 57/61424-00-007 | 08/10/18 | \$ 2,585,715 | \$ - | |
| Chico Unified | Butte | Loma Vista | 57/61424-00-008 | 08/10/18 | \$ 246,682 | \$ - | |
| Chico Unified | Butte | Shasta Elementary | 57/61424-00-009 | 08/10/18 | \$ 2,133,364 | \$ - | |
| San Antonio Union Elementary | Monterey | San Antonio Elementary | 57/66167-00-002 | 08/13/18 | \$ 196,390 | \$ - | |
| Fruitvale Elementary | Kern | Discovery Elementary | 57/63479-00-003 | 08/14/18 | \$ 3,053,627 | \$ - | |
| Fruitvale Elementary | Kern | Quailwood Elementary | 57/63479-00-004 | 08/14/18 | \$ 98,944 | \$ - | |
| Fruitvale Elementary | Kern | Fruitvale Junior High | 57/63479-00-005 | 08/14/18 | \$ 944,020 | \$ - | |
| Roberts Ferry Union Elementary | Stanislaus | Roberts Ferry Union Elementary | 57/71233-00-002 | 08/15/18 | \$ 53,085 | \$ 35,390 | |
| Willows Unified | Glenn | Willows Intermediate | 57/62661-00-006 | 08/17/18 | \$ 587,603 | \$ - | |
| Willows Unified | Glenn | Murdock Elementary | 57/62661-00-007 | 08/17/18 | \$ 2,003,968 | \$ - | |
| Santa Ana Unified | Orange | George Washington Carver Elementary | 57/66670-00-055 | 08/17/18 | \$ 2,972,873 | \$ - | |
| Irvine Unified | Orange | Canyon View Elementary | 57/73650-00-032 | 08/17/18 | \$ 1,671,074 | \$ - | |
| Hughson Unified | Stanislaus | Emilie J Ross Middle | 57/75549-00-004 | 08/17/18 | \$ 422,593 | \$ - | |
| Hughson Unified | Stanislaus | Hughson Elementary | 57/75549-00-005 | 08/17/18 | \$ 1,813,478 | \$ - | |
| Central Union Elementary | Kings | Akers Elementary | 57/63883-00-001 | 08/22/18 | \$ 3,604,760 | \$ 2,403,173 | |
| Central Union Elementary | Kings | R J Neutra Elementary | 57/63883-00-002 | 08/22/18 | \$ 334,924 | \$ 223,283 | |
| Central Union Elementary | Kings | Central Elementary | 57/63883-00-003 | 08/22/18 | \$ 210,870 | \$ 140,580 | |
| Central Union Elementary | Kings | Stratford Elementary | 57/63883-00-004 | 08/22/18 | \$ 204,582 | \$ 136,388 | |
| San Dieguito Union High | San Diego | San Dieguito High Academy | 57/68346-00-008 | 08/23/18 | \$ 5,284,508 | \$ - | |
| Ballico-Cressey Elementary | Merced | Ballico Elementary | 57/65649-00-001 | 08/24/18 | \$ 1,457,146 | \$ 971,431 | |
| Ballico-Cressey Elementary | Merced | Cressey Elementary | 57/65649-00-002 | 08/24/18 | \$ 796,291 | \$ 530,861 | |
| Huntington Beach City Elementary | Orange | Ralph E Hawes Elementary | 57/66530-00-019 | 08/24/18 | \$ 878,806 | \$ - | |
| Tahoe-Truckee Unified | Placer | Kings Beach Elementary | 57/66944-00-015 | 08/29/18 | \$ 1,334,568 | \$ - | |
| Irvine Unified | Orange | Meadow Park Elementary | 57/73650-00-033 | 08/29/18 | \$ 2,526,142 | \$ - | |
| Lake Elementary | Glenn | Lake Elementary | 57/62596-00-002 | 08/30/18 | \$ 199,611 | \$ 133,074 | |
| Rescue Union Elementary | El Dorado | Marina Village Middle | 57/61978-00-005 | 08/31/18 | \$ 3,517,807 | \$ - | |
| Nevada Joint Union High | Nevada | Bear River High | 57/66357-00-011 | 08/31/18 | \$ 1,701,785 | \$ - | |
| Nevada Joint Union High | Nevada | Nevada Union High | 57/66357-00-012 | 08/31/18 | \$ 2,688,984 | \$ - | |
| Galt Joint Union High | Sacramento | Galt High | 57/67355-00-003 | 09/04/18 | \$ 6,409,302 | \$ - | |
| Golden Plains Unified | Fresno | Tranquillity Elementary | 57/75234-00-008 | 09/04/18 | \$ 292,319 | \$ - | |
| Anaheim Union High | Orange | Dale Junior High | 57/66431-00-020 | 09/05/18 | \$ 2,140,488 | \$ - | |
| Alta Loma Elementary | San Bernardino | Hermosa Elementary | 57/67595-00-007 | 09/05/18 | \$ 2,690,494 | \$ - | |
| Alta Loma Elementary | San Bernardino | Deer Canyon Elementary | 57/67595-00-008 | 09/05/18 | \$ 2,877,659 | \$ - | |
| Central Union High | Imperial | Southwest High | 57/63115-00-004 | 09/06/18 | \$ 1,517,899 | \$ - | |
| Robla Elementary | Sacramento | Main Avenue Elementary | 57/67421-00-002 | 09/06/18 | \$ 1,349,608 | \$ - | |
| Campbell Union High | Santa Clara | Branham High | 57/69401-00-022 | 09/06/18 | \$ 1,886,758 | \$ - | |
| Jacoby Creek Elementary | Humboldt | Jacoby Creek | 57/62893-00-002 | 09/07/18 | \$ 226,432 | \$ 150,955 | |
| Twin Rivers Unified | Sacramento | Vineland Elementary | 57/76505-00-065 | 09/07/18 | \$ 987,407 | \$ - | |
| Clovis Unified | Fresno | Liberty Elementary | 57/62117-00-059 | 09/10/18 | \$ 2,193,297 | \$ - | |
| Ripon Unified | San Joaquin | Colony Oak Elementary | 57/68650-00-004 | 09/10/18 | \$ 2,462,491 | \$ - | |
| South San Francisco Unified | San Mateo | Westborough Middle | 57/69070-00-020 | 09/12/18 | \$ 304,412 | \$ - | |
| Gilroy Unified | Santa Clara | Gilroy High | 57/69484-00-009 | 09/12/18 | \$ 919,980 | \$ - | |
| Anaheim Union High | Orange | Savanna High | 57/66431-00-022 | 09/13/18 | \$ 3,673,572 | \$ - | |
| Tahoe-Truckee Unified | Placer | Donner Trail Elementary | 57/66944-00-016 | 09/13/18 | \$ 326,254 | \$ - | |
| Berkeley Unified | Alameda | Berkeley High | 57/61143-00-019 | 09/14/18 | \$ 17,680,064 | \$ - | |

SFP APPLICATIONS
Modernization School Facilities Program
- Workload as of October 31, 2018 -

| District | County | Site Name | Application Number | OPSC Date Received | Estimated State Grant (a) | Financial Hardship (b) | Notification Occurred** |
|-----------------------------------|----------------|-------------------------------|---------------------------|---------------------------|----------------------------------|-------------------------------|--------------------------------|
| Berkeley Unified | Alameda | Jefferson Elementary | 57/61143-00-020 | 09/14/18 | \$ 841,012 | \$ - | |
| Burbank Unified | Los Angeles | George Washington Elementary | 57/64337-00-021 | 09/14/18 | \$ 565,643 | \$ - | |
| Burbank Unified | Los Angeles | Theodore Roosevelt Elementary | 57/64337-00-022 | 09/14/18 | \$ 1,282,669 | \$ - | |
| Castro Valley Unified | Alameda | Canyon Middle | 57/61150-00-025 | 09/17/18 | \$ 1,369,317 | \$ - | |
| Colton Joint Unified | San Bernardino | Colton Middle | 57/67686-00-026 | 09/17/18 | \$ 2,585,057 | \$ - | |
| Franklin-McKinley Elementary | Santa Clara | G W Hellyer Elementary | 57/69450-00-013 | 09/17/18 | \$ 1,394,725 | \$ - | |
| Washington Colony Elementary | Fresno | Washington Colony Elementary | 57/62513-00-002 | 09/18/18 | \$ 169,187 | \$ 112,791 | |
| Elk Grove Unified | Sacramento | Union House Elementary | 57/67314-00-034 | 09/18/18 | \$ 1,338,228 | \$ - | |
| Kings River Union Elementary | Tulare | Kings River Elementary | 57/71969-00-002 | 09/18/18 | \$ 192,184 | \$ 128,122 | |
| Anaheim Union High | Orange | Oxford Academy | 57/66431-00-023 | 09/19/18 | \$ 2,216,299 | \$ - | |
| Twin Rivers Unified | Sacramento | Frederick Joyce Elementary | 57/76505-00-066 | 09/19/18 | \$ 3,874,280 | \$ - | |
| Yuba County Office of Education | Yuba | Goldfield School (Sdl) | 57/10587-00-003 | 09/20/18 | \$ 367,576 | \$ 245,051 | |
| Live Oak Unified | Sutter | Live Oak Middle | 57/71399-00-002 | 09/21/18 | \$ 1,003,548 | \$ - | |
| Live Oak Unified | Sutter | Luther Elementary | 57/71399-00-003 | 09/21/18 | \$ 610,682 | \$ - | |
| Clear Creek Elementary | Nevada | Clear Creek Elementary | 57/66324-00-002 | 09/24/18 | \$ 39,656 | \$ 26,437 | |
| Anaheim Elementary | Orange | Marshall (John) Elementary | 57/66423-00-032 | 09/24/18 | \$ 8,260,797 | \$ - | |
| Berkeley Unified | Alameda | Willard Middle | 57/61143-00-021 | 09/25/18 | \$ 1,854,825 | \$ - | |
| Monroe Elementary | Fresno | Monroe Elementary | 57/62323-00-001 | 09/25/18 | \$ 153,017 | \$ 102,011 | |
| Lakeport Unified | Lake | Terrace Middle | 57/64030-00-009 | 09/25/18 | \$ 1,743,589 | \$ - | |
| Fairfield-Suisun Unified | Solano | Dan O Root Elementary | 57/70540-00-020 | 09/25/18 | \$ 3,261,347 | \$ - | |
| Riverside Unified | Riverside | Polytechnic High | 57/67215-00-035 | 09/26/18 | \$ 3,692,426 | \$ - | |
| Pomona Unified | Los Angeles | Diamond Point Elementary | 57/64907-00-034 | 09/27/18 | \$ 468,070 | \$ - | |
| Pomona Unified | Los Angeles | Montvue Elementary | 57/64907-00-035 | 09/27/18 | \$ 472,591 | \$ - | |
| Folsom-Cordova Unified | Sacramento | Oak Chan Elementary | 57/67330-21-006 | 09/28/18 | \$ 2,362,326 | \$ - | |
| Ripon Unified | San Joaquin | Weston Elementary | 57/68650-00-005 | 09/28/18 | \$ 2,288,270 | \$ - | |
| Roseville Joint Union High | Placer | Oakmont High | 57/66928-00-004 | 10/01/18 | \$ 2,152,365 | \$ - | |
| San Ramon Valley Unified | Contra Costa | Montevideo Elementary | 57/61804-00-035 | 10/02/18 | \$ 2,858,942 | \$ - | |
| Norwalk-La Mirada Unified | Los Angeles | Norwalk High | 57/64840-00-034 | 10/03/18 | \$ 1,726,535 | \$ - | |
| San Ramon Valley Unified | Contra Costa | Green Valley Elementary | 57/61804-00-036 | 10/04/18 | \$ 3,312,817 | \$ - | |
| Grossmont Union High | San Diego | Grossmont High | 57/68130-00-030 | 10/05/18 | \$ 3,110,103 | \$ - | |
| Grossmont Union High | San Diego | Helix High | 57/68130-00-031 | 10/08/18 | \$ 3,895,700 | \$ - | |
| Alameda Unified | Alameda | Edison Elementary | 57/61119-00-020 | 10/09/18 | \$ 974,685 | \$ - | |
| San Ramon Valley Unified | Contra Costa | Golden View Elementary | 57/61804-00-037 | 10/09/18 | \$ 3,191,788 | \$ - | |
| Westside Elementary | Fresno | Westside Elementary | 57/62547-00-001 | 10/09/18 | \$ 160,144 | \$ 106,763 | |
| Compton Unified | Los Angeles | Centennial High | 57/73437-01-042 | 10/10/18 | \$ 855,992 | \$ - | |
| Compton Unified | Los Angeles | Dominguez High | 57/73437-01-043 | 10/10/18 | \$ 1,833,817 | \$ - | |
| San Ramon Valley Unified | Contra Costa | Rancho Romero Elementary | 57/61804-00-038 | 10/12/18 | \$ 659,074 | \$ - | |
| Alvina Elementary | Fresno | Alvina Elementary Charter | 57/61994-00-001 | 10/12/18 | \$ 125,412 | \$ 83,608 | |
| Grossmont Union High | San Diego | Granite Hills High | 57/68130-00-032 | 10/12/18 | \$ 1,031,181 | \$ - | |
| San Marcos Unified | San Diego | San Marcos Middle | 57/73791-00-009 | 10/15/18 | \$ 2,917,239 | \$ - | |
| Alview-Dairyland Union Elementary | Madera | Alview Elementary | 57/65177-00-003 | 10/16/18 | \$ 126,175 | \$ 84,116 | |
| Alview-Dairyland Union Elementary | Madera | Dairyland Elementary | 57/65177-00-004 | 10/16/18 | \$ 137,620 | \$ 91,747 | |
| San Diego Unified | San Diego | Logan K-8 | 57/68338-00-231 | 10/16/18 | \$ 2,655,019 | \$ - | |
| Nevada Joint Union High | Nevada | Bear River High | 57/66357-00-013 | 10/17/18 | \$ 894,488 | \$ - | |
| Nevada Joint Union High | Nevada | Bear River High | 57/66357-00-014 | 10/17/18 | \$ 1,538,138 | \$ - | |

SFP APPLICATIONS
Modernization School Facilities Program
- Workload as of October 31, 2018 -

| District | County | Site Name | Application Number | OPSC Date Received | Estimated State Grant (a) | Financial Hardship (b) | Notification Occurred** |
|---|----------------|--|---------------------------|---------------------------|----------------------------------|-------------------------------|--------------------------------|
| Anaheim Union High | Orange | Polaris High (Alternative) | 57/66431-00-024 | 10/17/18 | \$ 3,621,798 | \$ - | |
| Visalia Unified | Tulare | Ivanhoe Elementary | 57/72256-00-027 | 10/17/18 | \$ 2,980,599 | \$ - | |
| Visalia Unified | Tulare | Washington Elementary | 57/72256-00-028 | 10/17/18 | \$ 1,855,395 | \$ - | |
| Visalia Unified | Tulare | Crowley Elementary | 57/72256-00-029 | 10/17/18 | \$ 3,280,063 | \$ - | |
| Contra Costa County Office of Education | Contra Costa | Liberty High | 57/10074-00-004 | 10/18/18 | \$ 160,969 | \$ 107,312 | |
| Chicago Park Elementary | Nevada | Chicago Park Elementary | 57/66316-00-002 | 10/18/18 | \$ 21,527 | \$ 14,351 | |
| Chicago Park Elementary | Nevada | Chicago Park Community Charter | 57/66316-00-003 | 10/18/18 | \$ 42,717 | \$ 28,478 | |
| Rescue Union Elementary | El Dorado | Green Valley Elementary | 57/61978-00-006 | 10/22/18 | \$ 2,690,494 | \$ - | |
| Alta Loma Elementary | San Bernardino | Vineyard Junior High | 57/67595-00-009 | 10/22/18 | \$ 3,973,736 | \$ - | |
| Alta Loma Elementary | San Bernardino | Victoria Groves Elementary | 57/67595-00-010 | 10/23/18 | \$ 2,716,628 | \$ - | |
| Long Beach Unified | Los Angeles | Webster Elementary | 57/64725-00-022 | 10/24/18 | \$ 4,070,543 | \$ - | |
| Davis Joint Unified | Yolo | Cesar Chavez Elementary | 57/72678-00-015 | 10/24/18 | \$ 1,251,636 | \$ - | |
| Lafayette Elementary | Contra Costa | M H Stanley Middle | 57/61713-00-005 | 10/25/18 | \$ 3,057,118 | \$ - | |
| Lafayette Elementary | Contra Costa | Lafayette Elementary | 57/61713-00-006 | 10/25/18 | \$ 201,590 | \$ - | |
| Lafayette Elementary | Contra Costa | Happy Valley Elementary | 57/61713-00-007 | 10/25/18 | \$ 802,496 | \$ - | |
| Long Beach Unified | Los Angeles | Mann Elementary | 57/64725-00-023 | 10/25/18 | \$ 1,187,052 | \$ - | |
| Long Beach Unified | Los Angeles | Lindsey Academy | 57/64725-00-024 | 10/25/18 | \$ 2,263,506 | \$ - | |
| Long Beach Unified | Los Angeles | Garfield Elementary | 57/64725-00-025 | 10/25/18 | \$ 2,719,384 | \$ - | |
| Long Beach Unified | Los Angeles | Stephens Middle | 57/64725-00-026 | 10/25/18 | \$ 3,365,831 | \$ - | |
| Long Beach Unified | Los Angeles | Rogers Middle | 57/64725-00-027 | 10/25/18 | \$ 1,501,644 | \$ - | |
| Long Beach Unified | Los Angeles | Lowell Elementary | 57/64725-00-028 | 10/25/18 | \$ 6,454,309 | \$ - | |
| Long Beach Unified | Los Angeles | Kettering Elementary | 57/64725-00-029 | 10/25/18 | \$ 2,974,945 | \$ - | |
| Long Beach Unified | Los Angeles | Jefferson Leadership Academies | 57/64725-00-030 | 10/25/18 | \$ 10,307,408 | \$ - | |
| Long Beach Unified | Los Angeles | McKinley Elementary | 57/64725-00-031 | 10/25/18 | \$ 4,860,576 | \$ - | |
| Napa Valley Unified | Napa | River Charter | 57/66266-00-031 | 10/25/18 | \$ 725,438 | \$ - | |
| Cupertino Union | Santa Clara | John F Kennedy Middle | 57/69419-00-030 | 10/26/18 | \$ 1,171,653 | \$ - | |
| Sylvan Union Elementary | Stanislaus | Orchard Elementary | 57/71290-00-009 | 10/26/18 | \$ 2,920,825 | \$ - | |
| Sylvan Union Elementary | Stanislaus | Sylvan Elementary | 57/71290-00-010 | 10/26/18 | \$ 2,914,989 | \$ - | |
| Castro Valley Unified | Alameda | Castro Valley High | 57/61150-00-026 | 10/29/18 | \$ 2,534,802 | \$ - | |
| Dixie Elementary | Marin | Dixie Elementary | 57/65318-00-005 | 10/29/18 | \$ 1,046,163 | \$ - | |
| Dixie Elementary | Marin | Mary E Silveira Elementary | 57/65318-00-006 | 10/29/18 | \$ 1,672,947 | \$ - | |
| Dixie Elementary | Marin | Vallecito Elementary | 57/65318-00-007 | 10/29/18 | \$ 2,100,176 | \$ - | |
| Grossmont Union High | San Diego | Monte Vista High | 57/68130-00-033 | 10/29/18 | \$ 182,570 | \$ - | |
| Monterey Peninsula Unified | Monterey | Central Coast High | 57/66092-00-027 | 10/30/18 | \$ 753,791 | \$ - | |
| Orange Unified | Orange | Orange High | 57/66621-00-054 | 10/30/18 | \$ 4,111,981 | \$ - | |
| Tahoe-Truckee Unified | Placer | Truckee Elementary | 57/66944-00-017 | 10/30/18 | \$ 2,843,377 | \$ - | |
| South San Francisco Unified | San Mateo | Junipero Serra Elementary | 57/69070-00-021 | 10/30/18 | \$ 719,036 | \$ - | |
| Coalinga-Huron Unified | Fresno | Coalinga High | 57/62125-00-011 | 10/31/18 | \$ 2,081,923 | \$ - | |
| Central Union High | Imperial | Central Union High | 57/63115-00-005 | 10/31/18 | \$ 7,303,418 | \$ 4,868,945 | |
| Inglewood Unified | Los Angeles | Monroe (Albert F) Magnet Middle School | 57/64634-00-003 | 10/31/18 | \$ 2,832,675 | \$ - | |
| McSwain Union Elementary | Merced | McSwain Elementary | 57/65763-00-004 | 10/31/18 | \$ 1,413,052 | \$ 942,035 | |
| San Juan Unified | Sacramento | Dyer-Kelly Elementary | 57/67447-00-064 | 10/31/18 | \$ 941,416 | \$ - | |
| San Juan Unified | Sacramento | Greer Elementary | 57/67447-00-065 | 10/31/18 | \$ 731,760 | \$ - | |
| | | | | | \$ 1,881,840,378 | \$ 48,170,055 | |

SFP APPLICATIONS
Modernization School Facilities Program
- Workload as of October 31, 2018 -

| District | County | Site Name | Application Number | OPSC Date Received | Estimated State Grant (a) | Financial Hardship (b) | Notification Occurred** |
|----------|--------|-----------|--------------------|--------------------|---------------------------|------------------------|-------------------------|
| | | | | | \$ | 1,930,010,433 | |

| | | |
|--|-------------------------|----------------------|
| MODERNIZATION FUNDING SUBTOTALS | \$ 1,881,840,378 | \$ 48,170,055 |
| MODERNIZATION FACILITY HARDSHIP - NON SEISMIC | \$ - | \$ - |
| TOTAL MODERNIZATION FUNDING | \$ | 1,930,010,433 |
| MODERNIZATION FACILITY HARDSHIP - SEISMIC | \$ - | \$ - |

(a) Represents estimated 60% state share of project including excessive cost grants. Seismic Mitigation Program projects represents the estimated 50% state share of project. Amounts shown have not been reviewed by OPSC for compliance with all School Facility Program requirements.

(b) Represents estimated financial hardship. Amounts shown have not been reviewed by OPSC for compliance with all School Facility Program requirements.

*Facility Hardship project requesting Seismic Mitigation Program funding.

**School districts have been notified that the Office of Public School Construction will begin processing the district's application in the near future.

CHARTER SCHOOL FACILITIES PROGRAM (CSFP)
 Remaining Unfunded In-House CSFP Applications as of October 31, 2018
 Listed in Alphabetical Order by County

| County | District | Charter School | Received Date | Status |
|-------------|-------------------------------------|--|---------------|------------------|
| Alameda | Hayward Unified | Golden Oak Montessori of Hayward* | 06/05/17 | Beyond Authority |
| Alameda | Hayward Unified | Golden Oak Montessori of Hayward* | 06/05/17 | Beyond Authority |
| Alameda | Hayward Unified | Silver Oak High* | 06/05/17 | Beyond Authority |
| Alameda | Oakland Unified | American Indian Public High* | 06/05/17 | Beyond Authority |
| Alameda | Oakland Unified | Aspire Public Schools - Aspire College Academy* | 06/01/17 | Beyond Authority |
| Alameda | Oakland Unified | Envision Education - Envision Academy of Arts and Technology* | 06/05/17 | Beyond Authority |
| Alameda | Oakland Unified | Oakland School for the Arts* | 06/05/17 | Beyond Authority |
| Alameda | Oakland Unified | Oakland Unity High* | 05/26/17 | Beyond Authority |
| Alameda | San Lorenzo Unified | KIPP Summit Academy* | 06/05/17 | Beyond Authority |
| Butte | Chico Unified | Inspire School of Arts and Sciences* | 05/30/17 | Beyond Authority |
| Butte | Chico Unified | Inspire School of Arts and Sciences* | 05/30/17 | Beyond Authority |
| Butte | Oroville City Elementary | STREAM Charter * | 06/05/17 | Beyond Authority |
| El Dorado | Camino Union | Camino Science and Natural Resources Charter* | 06/02/17 | Beyond Authority |
| El Dorado | Camino Union | Camino Science and Natural Resources Charter* | 06/02/17 | Beyond Authority |
| Fresno | Clovis Unified | Clovis Online Charter (Sunnyside-Herndon)* | 06/05/17 | Beyond Authority |
| Fresno | Clovis Unified | Clovis Online Charter (Sunnyside-Herndon)* | 06/05/17 | Beyond Authority |
| Fresno | Clovis Unified | Clovis Online Charter (Fowler-Herndon)* | 06/05/17 | Beyond Authority |
| Fresno | Clovis Unified | Clovis Online Charter (Fowler-Herndon)* | 06/05/17 | Beyond Authority |
| Fresno | Kings Canyon Unified | Reedley Middle College High * | 06/05/17 | Beyond Authority |
| Fresno | Sanger Unified | Hallmark Charter* | 06/05/17 | Beyond Authority |
| Fresno | Sanger Unified | Hallmark Charter* | 06/05/17 | Beyond Authority |
| Imperial | Imperial County Office of Education | Imperial Pathways Charter - Del Rio Campus* | 06/05/17 | Beyond Authority |
| Imperial | Imperial County Office of Education | Imperial Pathways Charter - Valley Campus* | 06/05/17 | Beyond Authority |
| Kings | Lemoore Union High | Lemoore Middle College High* | 06/05/17 | Beyond Authority |
| Los Angeles | Inglewood Unified | ICEF Inglewood Elementary Charter* | 06/05/17 | Beyond Authority |
| Los Angeles | Inglewood Unified | ICEF Inglewood Middle Charter* | 06/05/17 | Beyond Authority |
| Los Angeles | Inglewood Unified | Today's Fresh Start - Inglewood* | 06/05/17 | Beyond Authority |
| Los Angeles | Los Angeles Unified | Academia Avance* | 06/05/17 | Beyond Authority |
| Los Angeles | Los Angeles Unified | Aspire Public Schools - Aspire Centennial College Preparatory* | 06/01/17 | Beyond Authority |
| Los Angeles | Los Angeles Unified | Birmingham Community Charter High* | 05/31/17 | Beyond Authority |
| Los Angeles | Los Angeles Unified | Bright Star Secondary Charter Academy* | 05/30/17 | Beyond Authority |
| Los Angeles | Los Angeles Unified | Citizens of the World 2 (Silver Lake)* | 06/05/17 | Beyond Authority |
| Los Angeles | Los Angeles Unified | Citizens of the World 3 (Mar Vista)* | 06/05/17 | Beyond Authority |
| Los Angeles | Los Angeles Unified | Citizens of the World Hollywood Charter* | 06/05/17 | Beyond Authority |
| Los Angeles | Los Angeles Unified | City Charter* | 06/05/17 | Beyond Authority |
| Los Angeles | Los Angeles Unified | Colfax Elementary* | 06/05/17 | Beyond Authority |
| Los Angeles | Los Angeles Unified | Extera Public Schools #1* | 06/05/17 | Beyond Authority |
| Los Angeles | Los Angeles Unified | Extera Public Schools #2* | 06/05/17 | Beyond Authority |
| Los Angeles | Los Angeles Unified | Gabriella Charter* | 06/05/17 | Beyond Authority |
| Los Angeles | Los Angeles Unified | Gabriella Charter #2* | 06/05/17 | Beyond Authority |
| Los Angeles | Los Angeles Unified | Granada Hills Charter (Devonshire Campus)* | 06/05/17 | Beyond Authority |
| Los Angeles | Los Angeles Unified | Granada Hills Charter (New Media Center)* | 06/05/17 | Beyond Authority |
| Los Angeles | Los Angeles Unified | Grover Cleveland Charter High* | 06/05/17 | Beyond Authority |
| Los Angeles | Los Angeles Unified | ICEF Vista Elementary Charter Academy* | 06/05/17 | Beyond Authority |
| Los Angeles | Los Angeles Unified | ICEF Vista Middle Charter Academy* | 06/05/17 | Beyond Authority |
| Los Angeles | Los Angeles Unified | LA Promise Fund High* | 06/05/17 | Beyond Authority |
| Los Angeles | Los Angeles Unified | Magnolia Science Academy - 2* | 06/05/17 | Beyond Authority |
| Los Angeles | Los Angeles Unified | Magnolia Science Academy - 3* | 06/05/17 | Beyond Authority |
| Los Angeles | Los Angeles Unified | Magnolia Science Academy - 5* | 06/05/17 | Beyond Authority |
| Los Angeles | Los Angeles Unified | Marquez Charter* | 06/05/17 | Beyond Authority |
| Los Angeles | Los Angeles Unified | New Heights Charter* | 05/31/17 | Beyond Authority |
| Los Angeles | Los Angeles Unified | Palisades Charter High* | 05/30/17 | Beyond Authority |
| Los Angeles | Los Angeles Unified | Rise Kohyang Middle* | 05/30/17 | Beyond Authority |
| Los Angeles | Los Angeles Unified | Stella Elementary Charter Academy* | 05/30/17 | Beyond Authority |
| Los Angeles | Los Angeles Unified | Stella Middle Charter Academy* | 05/30/17 | Beyond Authority |
| Los Angeles | Los Angeles Unified | Synergy Charter Academy* | 05/30/17 | Beyond Authority |
| Los Angeles | Los Angeles Unified | Synergy Charter Kinetic* | 05/30/17 | Beyond Authority |
| Los Angeles | Los Angeles Unified | Synergy Charter Quantum Academy* | 05/30/17 | Beyond Authority |
| Los Angeles | Los Angeles Unified | Taft Charter High* | 06/05/17 | Beyond Authority |
| Los Angeles | Los Angeles Unified | Today's Fresh Start - Compton* | 06/05/17 | Beyond Authority |
| Los Angeles | Los Angeles Unified | USC College Preparatory - Blue Campus* | 06/02/17 | Beyond Authority |
| Los Angeles | Los Angeles Unified | USC College Preparatory - Orange Campus* | 06/02/17 | Beyond Authority |
| Los Angeles | Los Angeles Unified | Valor Academy Elementary* | 05/30/17 | Beyond Authority |
| Los Angeles | Los Angeles Unified | Vaughn Elementary School Arts Center* | 04/12/17 | Beyond Authority |
| Los Angeles | Los Angeles Unified | Vaughn High School Arts Center* | 04/12/17 | Beyond Authority |
| Los Angeles | Los Angeles Unified | Vaughn Middle School Arts Center* | 04/12/17 | Beyond Authority |
| Los Angeles | Los Angeles Unified | Westside Innovative School House Charter Community School* | 06/05/17 | Beyond Authority |
| Los Angeles | Los Angeles Unified | Westside Innovative School House Charter High* | 06/05/17 | Beyond Authority |
| Los Angeles | Long Beach Unified | Intellectual Virtues Academy High* | 06/05/17 | Beyond Authority |
| Madera | Chawanakee Unified | Minarets Charter High* | 06/01/17 | Beyond Authority |
| Napa | Napa Valley Unified | River Charter* | 06/05/17 | Beyond Authority |

CHARTER SCHOOL FACILITIES PROGRAM (CSFP)
 Remaining Unfunded In-House CSFP Applications as of October 31, 2018
 Listed in Alphabetical Order by County

| | | | | |
|-------------|--------------------------------------|---|----------|------------------|
| Napa | Napa Valley Unified | River Charter* | 06/05/17 | Beyond Authority |
| Napa | Napa Valley Unified | Stone Bridge Charter* | 06/05/17 | Beyond Authority |
| Nevada | Grass Valley Elementary | Grass Valley Charter* | 06/05/17 | Beyond Authority |
| Nevada | Grass Valley Elementary | Grass Valley Charter* | 06/05/17 | Beyond Authority |
| Nevada | Grass Valley Elementary | Nevada City School of the Arts* | 06/01/17 | Beyond Authority |
| Orange | Orange Unified | El Rancho Charter* | 04/20/17 | Beyond Authority |
| Riverside | Perris Elementary | Innovative Horizons Charter School at Nan Sanders* | 06/05/17 | Beyond Authority |
| Riverside | Perris Elementary | Innovative Horizons Charter School at Nan Sanders* | 06/05/17 | Beyond Authority |
| Riverside | Riverside County Office of Education | Riverside County Education Academy* | 06/05/17 | Beyond Authority |
| Sacramento | Elk Grove Unified | Elk Grove Charter School* | 06/05/17 | Beyond Authority |
| Sacramento | Natomas Unified | Westlake K-8 Charter* | 05/22/17 | Beyond Authority |
| Sacramento | Sacramento City Unified | Aspire Public Schools - Aspire Capitol Heights Academy* | 06/01/17 | Beyond Authority |
| Sacramento | Sacramento City Unified | Capitol Collegiate Academy* | 06/05/17 | Beyond Authority |
| Sacramento | San Juan Unified | California Montessori Project - San Juan Campus (Orangevale)* | 06/05/17 | Beyond Authority |
| Sacramento | San Juan Unified | Golden Valley Orchard Charter* | 06/05/17 | Beyond Authority |
| Sacramento | San Juan Unified | Golden Valley River Charter* | 06/05/17 | Beyond Authority |
| Sacramento | Twin Rivers Unified | Creative Connections Arts Academy* | 06/05/17 | Beyond Authority |
| Sacramento | Twin Rivers Unified | Creative Connections Arts Academy* | 06/05/17 | Beyond Authority |
| Sacramento | Twin Rivers Unified | Smythe Academy* | 06/05/17 | Beyond Authority |
| Sacramento | Twin Rivers Unified | Smythe Academy* | 06/05/17 | Beyond Authority |
| Sacramento | Twin Rivers Unified | Westside Preparatory Academy* | 06/05/17 | Beyond Authority |
| Sacramento | Twin Rivers Unified | Westside Preparatory Academy* | 06/05/17 | Beyond Authority |
| San Benito | Hollister Elementary | Navigator Schools - Hollister Preparatory* | 06/05/17 | Beyond Authority |
| San Benito | Hollister Elementary | Navigator Schools - Hollister Preparatory* | 06/05/17 | Beyond Authority |
| San Diego | Chula Vista Elementary | Arroyo Vista Charter* | 06/05/17 | Beyond Authority |
| San Diego | Chula Vista Elementary | Chula Vista Learning Community* | 06/05/17 | Beyond Authority |
| San Diego | Chula Vista Elementary | Chula Vista Learning Community* | 06/05/17 | Beyond Authority |
| San Diego | Chula Vista Elementary | Discovery Charter* | 06/05/17 | Beyond Authority |
| San Diego | Chula Vista Elementary | Discovery Charter* | 06/05/17 | Beyond Authority |
| San Diego | Chula Vista Elementary | Feaster Charter* | 06/05/17 | Beyond Authority |
| San Diego | Chula Vista Elementary | Feaster Charter* | 06/05/17 | Beyond Authority |
| San Diego | Chula Vista Elementary | Mueller Charter* | 06/05/17 | Beyond Authority |
| San Diego | Chula Vista Elementary | Mueller Charter* | 06/05/17 | Beyond Authority |
| San Diego | Grossmont Union High | Liberty Charter High * | 06/05/17 | Beyond Authority |
| San Diego | San Diego Unified | Health Sciences High and Middle College* | 05/18/17 | Beyond Authority |
| San Diego | San Diego Unified | Innovations Academy* | 05/18/17 | Beyond Authority |
| San Diego | San Diego Unified | Museum School* | 05/18/17 | Beyond Authority |
| San Diego | South Bay Union | Nestor Charter* | 06/05/17 | Beyond Authority |
| San Joaquin | New Jerusalem Elementary | Delta Charter School* | 06/05/17 | Beyond Authority |
| San Joaquin | Stockton Unified | Aspire Public School - Aspire APEX Academy* | 06/01/17 | Beyond Authority |
| San Joaquin | Tracy Unified | Tracy Learning Center - Discovery Charter* | 06/05/17 | Beyond Authority |
| San Mateo | San Carlos Elementary | Charter Learning Center* | 06/02/17 | Beyond Authority |
| San Mateo | San Carlos Elementary | Charter Learning Center* | 06/02/17 | Beyond Authority |
| Santa Clara | East Side Union High | Alpha Public Schools - Cindy Avitia High * | 06/05/17 | Beyond Authority |
| Santa Clara | Gilroy Unified | Navigator Schools - Gilroy Preparatory* | 06/05/17 | Beyond Authority |
| Shasta | Enterprise Elementary | Pace Academy* | 06/05/17 | Beyond Authority |
| Shasta | Enterprise Elementary | Pace Academy* | 06/05/17 | Beyond Authority |
| Solano | Vallejo Unified | MIT Academy Middle School * | 05/22/17 | Beyond Authority |
| Solano | Vallejo Unified | MIT Academy Middle School * | 05/22/17 | Beyond Authority |
| Sonoma | Old Adobe Union | Loma Vista Immersion Academy* | 06/05/17 | Beyond Authority |
| Sonoma | Petaluma City Elementary | Live Oak Charter* | 06/05/17 | Beyond Authority |
| Sonoma | Sebastopol Union | Sebastopol Independent Charter* | 06/05/17 | Beyond Authority |
| Sonoma | Twin Hills Union | Twin Hills Charter Middle School* | 05/26/17 | Beyond Authority |
| Sonoma | Windsor Unified | Cali Calmecac Language Academy* | 05/25/17 | Beyond Authority |
| Sonoma | Windsor Unified | Cali Calmecac Language Academy * | 05/25/17 | Beyond Authority |
| Ventura | Ventura Unified | Ventura Charter School* | 05/26/17 | Beyond Authority |
| Yolo | Washington Unified | Washington Middle College High School* | 06/05/17 | Beyond Authority |

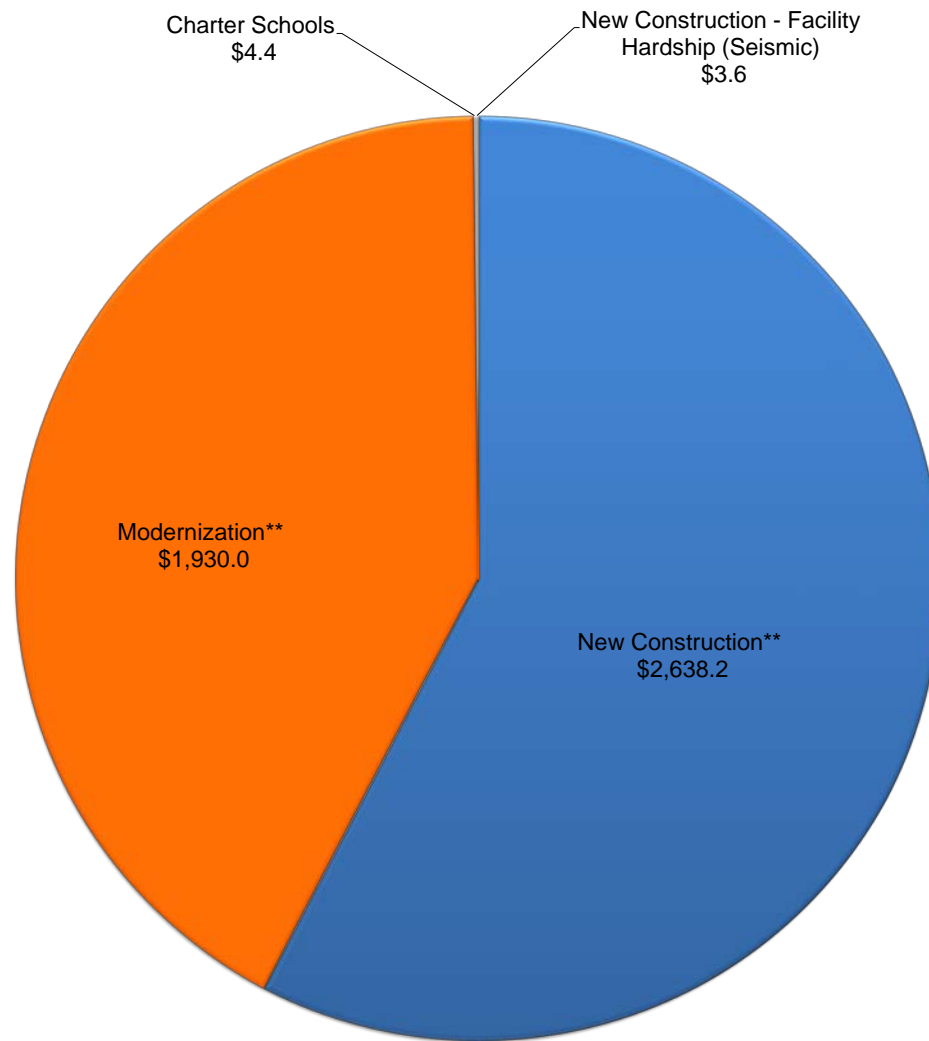
*CSFP applications that did not receive a Preliminary Charter School Apportionment will be retained through the end of 2018 to enable the Board to continue awarding Preliminary Charter School Apportionments during that time, provided additional bond authority returns. Applications on this list will require a complete review by OPSC and the California School Finance Authority to be eligible for funding.

SFP APPLICATIONS
Overcrowding Relief Grant - School Facilities Program
- Workload as of October 31, 2018 -

| District | County | Site | Application Number | 50-04 Date Received | ORG State Share | Status |
|-----------------------|----------------|---------------------|--------------------|---------------------|----------------------|------------------|
| Covina Valley Unified | Riverside | Sierra Vista Middle | 56/64436-01-001* | 7/29/2013 | \$ 4,311,517 | Beyond Authority |
| Chaffey Joint Union | San Bernardino | Ontario High | 56/67652-00-003* | 7/25/2013 | \$ 8,739,582 | Beyond Authority |
| | | | | | \$ 13,051,099 | |

* Overcrowding Relief Grant applications received by OPSC for the 2013 Filing Round. OPSC has not yet reviewed the total grant requested and the total number of projects exceed available bond authority. Placement on this list does not confirm funding.

School Facility Program Applications within Bond Authority*
- in millions of dollars, as of October 31, 2018 -



*The projects on this report only represents completed applications that are awaiting Office of Public School Construction (OPSC) processing and scheduling to the State Allocation Board. It does not reflect the OPSC's complete workload or guarantee the project is within available bond authority.

** Includes Facility Hardship Non-Seismic applications.

This list includes future workload that is identified as:

- Pending reflects workload that has been processed by OPSC but awaiting further information/documentation from the district.
- Reviewing reflects currently being processed by OPSC.

INFORMATION ITEM

SCHOOL FACILITY PROGRAM APPLICATIONS RECEIVED BEYOND BOND AUTHORITY LIST (as of October 31, 2018)

The applications on this list represent School Facility Program (SFP) New Construction and Modernization projects in date order received that were received on or after September 13, 2018 through October 31, 2018. These applications have been received, but not reviewed, by the Office of Public School Construction (OPSC). This list is presented to the State Allocation Board for acknowledgement, but not approval pursuant to SFP Regulation Section 1859.95.1.

Published monthly in the SAB Agenda.

This report is also on the OPSC Web site at:

www.dgs.ca.gov/opsc

SFP APPLICATIONS
New Construction Acknowledged Applications Received Past Existing Authority as of October 31, 2018

| District | County | Site Name | DSA Number | 50-04 Date Received | Estimated State Grant (a) | Estimated Financial Hardship (b) |
|-------------------------------------|-------------|---|-------------|---------------------|---------------------------|----------------------------------|
| Imperial County Office of Education | Imperial | La Paloma Middle | 04-116828 | 09/14/18 | \$ 1,442,651 | \$ 1,442,651 |
| Winters Joint Unified | Yolo | Winters High | 02-115475 | 09/14/18 | \$ 2,188,077 | \$ - |
| Plaza Elementary | Glenn | Plaza Elementary | 02-116764 | 09/18/18 | \$ 2,672,913 | \$ 2,672,913 |
| Gustine Unified | Merced | Gustine High | 02-116135 | 09/19/18 | \$ 4,814,849 | \$ 4,814,849 |
| Corona-Norco Unified | Riverside | Eastvale Elementary | 04-115480 | 09/21/18 | \$ 15,085,368 | \$ - |
| Round Valley Unified | Mendocino | Round Valley High | 01-117277 | 09/24/18 | \$ 2,353,745 | \$ 2,353,745 |
| Live Oak Unified | Sutter | Live Oak Middle | 02-116511 | 09/24/18 | \$ 1,776,402 | \$ - |
| Corona-Norco Unified | Riverside | Garretson Elementary | 04-115277 | 10/01/18 | \$ 3,682,897 | \$ - |
| Lammersville Joint Unified | San Joaquin | Cordes Elementary | 02-116707 | 10/04/18 | \$ 14,117,100 | \$ - |
| San Benito High | San Benito | San Benito High | 01-117136 | 10/08/18 | \$ 6,418,818 | \$ - |
| Fairfield-Suisun Unified | Solano | E Ruth Sheldon Academy of Innovative Learning | 02-116436 | 10/10/18 | \$ 1,574,262 | \$ - |
| Grossmont Union High | San Diego | Granite Hills High | 04-116776 | 10/12/18 | \$ 966,051 | \$ - |
| El Centro Elementary | Imperial | Harding Elementary | 04-117257 | 10/15/18 | \$ 1,656,420 | \$ - |
| Wasco Union Elementary | Kern | James A Forrest Elementary | 03-117605 | 10/15/18 | \$ 11,839,197 | \$ 11,839,197 |
| Alview-Dairyland Union Elementary | Madera | Alview Elementary | Site/Design | 10/16/18 | \$ 122,877 | \$ 122,877 |
| Alview-Dairyland Union Elementary | Madera | Dairyland Elementary | Site/Design | 10/16/18 | \$ 122,877 | \$ 122,877 |
| Kings River Union Elementary | Tulare | Kings River Elementary | Site/Design | 10/16/18 | \$ 1,869,396 | \$ 1,869,396 |
| Fremont Union High | Santa Clara | Homestead High | 01-116560 | 10/23/18 | \$ 3,185,692 | \$ - |
| Fremont Unified | Alameda | G M Walters Junior High | 01-115744 | 10/24/18 | \$ 7,741,378 | \$ - |
| Orange Unified | Orange | Orange High | 04-116859 | 10/25/18 | \$ 1,543,988 | \$ - |
| Grossmont Union High | San Diego | El Capitan High | 04-116979 | 10/25/18 | \$ 2,379,500 | \$ - |
| Corning Union High | Tehama | Corning High | 02-116489 | 10/26/18 | \$ 3,546,223 | \$ - |
| Castro Valley Unified | Alameda | Castro Valley High | 01-116720 | 10/29/18 | \$ 1,380,830 | \$ - |
| Castro Valley Unified | Alameda | Castro Valley High | 01-116816 | 10/29/18 | \$ 1,625,897 | \$ - |
| Grossmont Union High | San Diego | Monte Vista High | 04-116978 | 10/29/18 | \$ 1,536,016 | \$ - |
| West Park Elementary | Fresno | West Park Elementary | 02-116848 | 10/30/18 | \$ 3,948,406 | \$ 3,948,406 |
| Campbell Union High | Santa Clara | Leigh High | 01-117171 | 10/30/18 | \$ 4,203,090 | \$ - |
| Central Union High | Imperial | Central Union High | 04-116825 | 10/31/18 | \$ 11,738,874 | \$ 11,738,874 |
| Pajaro Valley Unified | Santa Cruz | Pajaro Valley High | 01-116514 | 10/31/18 | \$ 1,905,424 | \$ - |
| Fairfield-Suisun Unified | Solano | E Ruth Sheldon Academy of Innovative Learning | 02-116436 | 10/31/18 | \$ 4,711,065 | \$ - |
| | | | | | \$ 122,150,283 | \$ 40,925,785 |
| | | | | | \$ | 163,076,068 |

INFORMATION ITEM

**FACILITY HARDSHIP/REHABILITATION APPROVALS WITHOUT
FUNDING**

As of September 26, 2018

FACILITY HARDSHIP/REHABILITATION APPROVALS WITHOUT FUNDING

As of October 24, 2018 State Allocation Board

FACILITY HARDSHIP

| <i>School District</i> | <i>County</i> | <i>Program</i> | <i>Application Number</i> | <i>School Site Name</i> | <i>SAB Approval Date</i> | <i>Funding Application Due Date</i> | <i>Estimated State Grant</i> |
|---|---------------|-------------------|---------------------------|---------------------------|--------------------------|-------------------------------------|------------------------------|
| Somis Union | Ventura | Facility Hardship | 51/72611-00-001 | Somis Elementary | 10/17/2016 | 9/20/2018 | TBD |
| Mountain Valley USD | Trinity | Facility Hardship | 51/75028-00-002 | Hayfork High | 8/23/2017 | 4/23/2019 | \$ 7,925,667** |
| Muroc JUSD | Kern | Facility Hardship | 51/63685-00-001 | Desert Junior-Senior High | 6/23/2018 | 11/25/2019 | \$ 5,955,850* |
| Estimated Total Need (State Share) | | | | | | | \$ 13,881,517 |

REHABILITATION

| <i>School District</i> | <i>County</i> | <i>Program</i> | <i>Application Number</i> | <i>School Site Name</i> | <i>SAB Approval Date</i> | <i>Funding Application Due Date</i> | <i>Estimated State Grant</i> |
|---|---------------|--------------------|---------------------------|---------------------------|--------------------------|-------------------------------------|------------------------------|
| West Contra Costa | Contra Costa | Seismic Mitigation | 58/61796-00-003 | Crespi Junior High | 10/17/2016 | 2/24/2018 | \$ 943,871 |
| Muroc JUSD | Kern | Seismic Mitigation | 58/63685-00-001 | Desert Junior-Senior High | 6/23/2018 | 11/25/2019 | \$ 961,580* |
| Estimated Total Need (State Share) | | | | | | | \$ 1,905,451 |

| | | | | | | | |
|--|--|--|--|--|--|--|---------------|
| Facility Hardship and Rehabilitation Estimated Total Need (State Share) | | | | | | | \$ 15,786,968 |
|--|--|--|--|--|--|--|---------------|

*These projects have received design apportionments which are included in the Estimated State Grant amount.

**Full funding application was received on September 4, 2018

Section 1859.81. Financial Hardship.

Except for Joint-Use Projects and Career Technical Education Facilities Projects, a district is eligible for financial hardship to fund all or a portion of its matching share requirement after demonstrating the requirements of (a), (c), and (d) below:

- (a) The district is financially unable to provide all necessary matching funds for an eligible project. To determine this, an analysis shall be made of the district's financial records by the OPSC including data and records maintained by the CDE and the County Office of Education. The analysis shall consist of a review of the district's latest Independent Audit regarding funds available from all capital facility accounts, including, but not limited to, developer fees, funds generated from capital facility certificates of participation, federal grants, redevelopment funds, sale proceeds from surplus property, the appraised value of facilities approved for replacement pursuant to Section 1859.82, bond funds either encumbered, unencumbered or authorized but unsold, and savings from other SFP projects. All funds thus identified that have not been expended or encumbered by a contractual agreement for a specific capital outlay purpose prior to the initial request for financial hardship status shall be deemed available as a matching contribution.

After the initial request for financial hardship status is granted, no further encumbrances will be approved by the OPSC and all prospective revenue made available to the district's capital facility accounts shall be deemed available as matching contribution on the subsequent financial hardship review, with the exception of:

- (1) Approved interim housing expenditures.
- (2) Funding to pay for previously recognized multi-year encumbrances approved at the initial financial hardship approval.
- (3) Funding that is transferred into a Special Reserve Fund and is used for the express purpose of the Federal Renovation Program when the amount expended out of that fund does not exceed the maximum Federal Renovation Grant amount.
- (4) Funding that is transferred into a Special Reserve Fund and is used for the express purpose of the School Facilities Needs Assessment Grant Program or Emergency Repair Program when the amount expended out of that fund does not exceed the maximum grant amount apportioned.
- (5) Funding that is transferred into a Special Reserve Fund and is used for the express purpose of the Career Technical Education Facilities Program when the amount expended out of that fund does not exceed the applicant's share of the maximum grant amount apportioned.
- (6) Funding that is transferred into a Special Reserve Fund and used for the express purpose of the Overcrowding Relief Grant when the amount expended out of that fund does not exceed the amount of the site acquisition and design costs of the project and the district has submitted an approved Form SAB 50-11.
- (7) Funding that is used for the express purpose of reimbursing the State a proportionate share of financial hardship received when there has been a transfer of a special education program and title to the facility. In addition, the funding was used within five years of the title transfer.
- (8) Funding to pay for obtaining a structural report pursuant to Section 1859.82 for an approvable and funded seismic mitigation project.
- (9) All other capital facility funding for a period of three years when no subsequent financial hardship request is made during this period, with the exception of the funding identified in (6). The three-year period begins with the date of the most recent financial hardship new construction or modernization adjusted grant funding apportionment.

When Overcrowding Relief Grant funding is set aside pursuant to (6) and the School District has not submitted, or the OPSC has not accepted, a Form SAB 50-04 for an Overcrowding Relief Grant within three years from the date of deposit into the Special Reserve Fund, or the School District has not met the requirements in Sections 1859.90 or 1859.105, remaining funds plus interest accrued at the Pooled Money Investment Board rate at that time period shall be deemed available as matching contribution on a subsequent financial hardship project or be captured through an audit adjustment pursuant to Section 1859.106.

The financial hardship analysis is subject to approval by the Board.

- (b) From the funds deemed available as a matching contribution, the district may retain \$19,776 per classroom in each enrollment reporting period for the cost to provide interim housing for the currently unhoused pupils of the district. The amount shown shall be adjusted annually in the manner prescribed in Section 1859.71. The number of classrooms needed for interim housing for the currently unhoused pupils shall be the sum of the positive numbers determined in (b)(7) as follows:
- (1) Determine the current enrollment of the district by grade level as shown on the latest Form SAB 50-01.
 - (2) Determine the New Construction Grants apportioned by grade level for all SFP projects and LPP funded under the provisions of Sections 1859.12 or 1859.13 where the district has submitted Form SAB 50-06 indicating that the project is 100 percent complete.
 - (3) Subtract (b)(2) from (b)(1).
 - (4) Determine the number of classrooms by grade level reported in Part 1, Line 8 on Form SAB 50-02.
 - (5) Multiply the classrooms determined in (b)(4) by 25 for K-6, 27 for 7-12, 13 for Non-Severe and 9 for Severe.
 - (6) Subtract the product determined in (b)(5) from the difference determined in (b)(3) by grade level.
 - (7) Divide the difference by grade level determined in (b)(6) by 25 for K-6, 27 for 7-12, 13 for Non-Severe and 9 for Severe and round up to the nearest whole number.

From the funds deemed available as a matching contribution, the district may also retain \$19,776 per portable toilet unit in each reporting period for the cost to provide necessary interim toilet facilities for the currently unhoused pupils of the district. The amount shown shall be adjusted annually in the manner prescribed in Section 1859.71. The number of toilet facilities needed for interim housing shall be the sum of the positive numbers determined in (b)(7) divided by eight rounded up to the nearest whole number.

From the funds deemed available as a matching contribution, the district may also retain \$19,776 per classroom in each reporting period for the cost to provide necessary interim housing for the currently unhoused pupils displaced as a result of a SAB approved seismic mitigation project pursuant to Section 1859.82. The amount shown shall be adjusted annually in the manner prescribed in Section 1859.71. The number of classrooms needed for interim housing shall be the quotient of the displaced pupils by 25 for K-6, 27 for 7-12, 13 for Non-Severe and 9 for Severe and round up to the nearest whole number.

If the district's available funds, as determined by the OPSC analysis less costs for interim housing, is less than its matching share, the district will be deemed to have met the requirements of this Subsection.

- (c) The district has made all reasonable efforts to fund its matching share of the project by demonstrating it is levying the developer fee justified under law or an alternative revenue source equal to or greater than the developer fee otherwise justified under law at the time of request for hardship and the district meets at least one of the following:
- (1) The current outstanding bonded indebtedness of the district issued for the purpose of constructing school facilities in accordance with Education Code Section 17072.35 or 17074.25 as appropriate, at the time of request for financial hardship status, is at least 60 percent of the district's total bonding capacity. Outstanding bonded indebtedness includes that part of general obligation bonds, Mello-Roos Bonds, School Facility Improvement District Bonds and certificates of participation which the district is paying a debt service that was issued for capital outlay school facility purposes.
 - (2) The district had a successful registered voter bond election for at least the maximum amount allowed under Proposition 39 within the previous two years from the date of request for financial hardship status. The proceeds from the bond election that represent the maximum amount allowed under the provisions of Proposition 39 must be used to fund the district's matching share requirement for SFP project(s).
 - (3) It is a County Superintendent of Schools.
 - (4) The district's total bonding capacity at the time of the request for financial hardship status is \$5 million or less.
 - (5) Other evidence of reasonable effort as approved by the SAB.

If the district's request for financial hardship status is denied by the Board, the district may be deemed eligible for rental payments of \$2,000 per year per classroom under the Emergency School Classroom Law of 1979 for a two year period when

relocatable classroom buildings are available and the district provides financial documentation that it is unable to afford the full rental amount and any other information satisfactory to the Board that the rental reduction is necessary. The number of classrooms eligible for the \$2,000 rental payments shall be the sum of the numbers determined in (c)(5)(B) as follows:

- (A) Determine the number of pupils by grade level that the district requested a New Construction Grant on the Form SAB 50-04 that were denied financial hardship status.
- (B) Divide the number by grade level determined in (c)(5)(A) by 25 for K-6, 27 for 7-12, 13 for Non-Severe and 9 for Severe and round up to the nearest whole number.
- (d) The district has not signed a contract for acquisition or construction of classrooms that replace existing facility(ies), which were included in the determination of the district's new construction eligibility pursuant to Education Code Section 17071.75, in a locally funded project during the five-year period immediately preceding the district's application for financial hardship assistance. This restriction may be lifted if the Board finds that unforeseen and extenuating circumstances existed that required the district to use local funds to replace the facility(ies).
- (e) If the district meets the financial hardship requirements in this Section, the amount of financial hardship is equal to the district's matching share less funds deemed available in (a).
- (1) Once a district has been notified by OPSC that it meets the requirements of financial hardship in this Section, the district may file Form SAB 50-04 under the provisions of financial hardship anytime within a period of 180 calendar days from the date of the OPSC notification.
- (2) If the district does not submit Form SAB 50-04 under the provisions of financial hardship within 180 calendar days of the OPSC notification of approval of financial hardship status, the district must re-qualify for financial hardship status under the provisions of this Section by submittal of a new request for financial hardship status.
- (3) If the project(s) has been included on an unfunded list for more than 180 calendar days, a review of the district's funds pursuant to (a) will be made to determine if additional district funds are available to fund the district's matching share of the project(s).

Financial hardship approval status by the OPSC for a separate design and/or site apportionment does not apply to any subsequent funding for the project(s).

- (f) If the district submits Form SAB 50-04 within 180 calendar days of the OPSC notification of approval of financial hardship and the project(s) has been included on the "Unfunded List (Lack of AB 55 Loans)" for more than 180 calendar days as a result of the State of California's inability to provide interim financing from the Pooled Money Investment Account (AB 55 loans), the Board may suspend the unfunded review requirement as defined in Regulation Section 1859.81(e). Projects added to any other unfunded list shall be subject to the review detailed in Regulation Section 1859.81(e). Regulation Section 1859.81(f) shall become inoperative July 1, 2011.
- (g) A project added to an unfunded list on or after July 1, 2011 will be subject to the review detailed in section (e)(3). For projects added to an unfunded list between February 25, 2009 and June 30, 2011, only the district's financial records on or after July 1, 2011 will be considered in calculating any adjustment to the district's matching share.
- (h) On or after September 22, 2017, a district may submit a request for funding in advance of obtaining a determination of Financial Hardship.
- (1) To be considered for Financial Hardship, the district must check the box on the Form SAB 50-04 requesting Financial Hardship pursuant to this subsection when submitting a request for funding.
- (2) Prior to processing an application OPSC will notify the district in writing to submit the necessary documentation for a Financial Hardship analysis pursuant to (a), (b), (c) and (d). OPSC will not accept any documents for a Financial Hardship analysis in advance of the notification. Failure to submit the requested documentation within 60 calendar days of OPSC's notification will result in either a. or b.:
 - a. District may amend their Form SAB 50-04 to exclude the request for Financial Hardship determination.
 - b. OPSC will return the request for funding and related materials to the district.
- (3) Upon notification of Financial Hardship approval, any Form SAB 50-04 processed within 180 calendar days of the approval date will be included in the approval.
- (4) For any Form SAB 50-04 processed more than 180 calendar days after the date of the Financial Hardship approval the district shall re-qualify for Financial Hardship status.

Note: Authority cited: Sections 17070.35, 17075.15, 17078.72 and 17592.73, Education Code.

Reference: Sections 17071.75, 17075.10, 17075.15, and 17079.20, Education Code.