

(begin strikeout) **CHAPTER** (end strikeout) (begin underline) **DIVISION** (end underline) **2: SCOPING REQUIREMENTS**

**11B-201 Application**

...

**11B-208 Parking Spaces**

**11B-208.1 General.** Where parking spaces are provided, parking spaces shall be provided in accordance with *11B-208*.

**EXCEPTION:** Parking spaces used exclusively for buses, trucks, other delivery vehicles, law enforcement vehicles, or vehicular impound shall not be required to comply with *11B-208* provided that lots accessed by the public are provided with a passenger loading zone complying with *11B-503*.

**11B-208.2 Minimum Number.** Parking spaces complying with *11B-502* shall be provided in accordance with Table *11B-208.2* except as required by *11B-208.2.1*, *11B-208.2.2*, and *11B-208.2.3*. Where more than one parking facility is provided on a site, the number of accessible spaces provided on the site shall be calculated according to the number of spaces required for each parking facility.

**Table 11B-208.2 Parking Spaces**

<b>Total Number of Parking Spaces Provided in Parking Facility</b>	<b>Minimum Number of Required Accessible Parking Spaces</b>
1 to 25	1
26 to 50	2
51 to 75	3
76 to 100	4
101 to 150	5
151 to 200	6
201 to 300	7
301 to 400	8
401 to 500	9
501 to 1000	2 percent of total
1001 and over	20, plus 1 for each 100, or fraction thereof, over 1000

**11B-208.2.1 Hospital Outpatient Facilities.** Ten percent of patient and visitor parking spaces provided to serve hospital outpatient facilities shall comply with *11B-502*.

**11B-208.2.2 Rehabilitation Facilities and Outpatient Physical Therapy Facilities.** Twenty percent of patient and visitor parking spaces provided to serve rehabilitation facilities

specializing in treating conditions that affect mobility and outpatient physical therapy facilities shall comply with *11B-502*.

**11B-208.2.3 Residential Facilities.** Parking spaces provided to serve residential facilities shall comply with *11B-208.2.3*.

**11B-208.2.3.1 Parking for Residents.** Where at least one parking space is provided for each residential dwelling unit, at least one parking space complying with *11B-502* shall be provided for each residential dwelling unit required to provide mobility features complying with *11B-809.2* through *11B-809.4*.

**11B-208.2.3.2 Additional Parking Spaces for Residents.** Where the total number of parking spaces provided for each residential dwelling unit exceeds one parking space per residential dwelling unit, 2 percent, but no fewer than one space, of all the parking spaces not covered by *11B-208.2.3.1* shall comply with *11B-502*.

**11B-208.2.3.3 Parking for Guests, Employees, and Other Non-Residents.** Where parking spaces are provided for persons other than residents, parking shall be provided in accordance with Table *11B-208.2*.

**11B-208.2.4 Van Parking Spaces.** For every six or fraction of six parking spaces required by *11B-208.2* to comply with *11B-502*, at least one shall be a van parking space complying with *11B-502*.

**11B-208.3 Location.** Parking facilities shall comply with *11B-208.3*

**11B-208.3.1 General.** Parking spaces complying with *11B-502* that serve a particular building or facility shall be located on the shortest accessible route from parking to an entrance complying with *11B-206.4*. Where parking serves more than one accessible entrance, parking spaces complying with *11B-502* shall be dispersed and located on the shortest accessible route to the accessible entrances. In parking facilities that do not serve a particular building or facility, parking spaces complying with *11B-502* shall be located on the shortest accessible route to an accessible pedestrian entrance of the parking facility.

**EXCEPTIONS:** 1. All van parking spaces shall be permitted to be grouped on one level within a multi-story parking facility.

2. Parking spaces shall be permitted to be located in different parking facilities if substantially equivalent or greater accessibility is provided in terms of distance from an accessible entrance or entrances, parking fee, and user convenience.

**11B-208.3.2 Residential Facilities.** In residential facilities containing residential dwelling units required to provide mobility features complying with *11B-809.2* through *11B-809.4*, parking spaces provided in accordance with *11B-208.2.3.1* shall be located on the shortest accessible route to the residential dwelling unit entrance they serve. Spaces provided in accordance with *11B-208.2.3.2* shall be dispersed throughout all types of parking provided for the residential dwelling units.

**EXCEPTION:** Parking spaces provided in accordance with *11B-208.2.3.2* shall not be required to be dispersed throughout all types of parking if substantially equivalent or

greater accessibility is provided in terms of distance from an accessible entrance, parking fee, and user convenience.

## **11B-209 Passenger Loading Zones and Bus Stops**

**11B-209.1 General.** Passenger loading zones shall be provided in accordance with *11B-209*.

**11B-209.2 Type.** Where provided, passenger loading zones shall comply with *11B-209.2*.

**11B-209.2.1 Passenger Loading Zones.** Passenger loading zones, except those required to comply with *11B-209.2.2* and *11B-209.2.3*, shall provide at least one passenger loading zone complying with *11B-503* in every continuous 100 linear feet (30 m) of loading zone space, or fraction thereof.

**11B-209.2.2 Bus Loading Zones.** In bus loading zones restricted to use by designated or specified public transportation vehicles, each bus bay, bus stop, or other area designated for lift or ramp deployment shall comply with *11B-810.2*.

**11B-209.2.3 On-Street Bus Stops.** On-street bus stops shall comply with *11B-810.2* to the maximum extent practicable.

**11B-209.3 Medical Care and Long-Term Care Facilities.** At least one passenger loading zone complying with *11B-503* shall be provided at an accessible entrance to licensed medical care and licensed long-term care facilities where the period of stay exceeds twenty-four hours.

**11B-209.4 Valet Parking.** Parking facilities that provide valet parking services shall provide at least one passenger loading zone complying with *11B-503*.

**11B-209.5 Mechanical Access Parking Garages.** Mechanical access parking garages shall provide at least one passenger loading zone complying with *11B-503* at vehicle drop-off and vehicle pick-up areas.

## **11B-210 Stairways**

**11B-210.1 General.** Interior and exterior stairs that are part of a means of egress shall comply with *11B-504*.

**EXCEPTIONS:** 1. In detention and correctional facilities, stairs that are not located in public use areas shall not be required to comply with *11B-504*.

2. In alterations, stairs between levels that are connected by an accessible route shall not be required to comply with *11B-504*, except that handrails complying with *11B-505* shall be provided when the stairs are altered.

3. In assembly areas, aisle stairs shall not be required to comply with *11B-504*.

4. Stairs that connect play components shall not be required to comply with *11B-504*.

...

(begin strikeout) **CHAPTER** (end strikeout) (begin underline) **DIVISION** (end underline) **5: GENERAL SITE AND BUILDING ELEMENTS**

**11B-501 General**

**11B-501.1 Scope.** The provisions of (begin strikeout) Chapter (end strikeout) (begin underline) Division (end underline) 5 shall apply where required by (begin strikeout) Chapter (end strikeout) (begin underline) Division (end underline) 2 or where referenced by a requirement in this document.

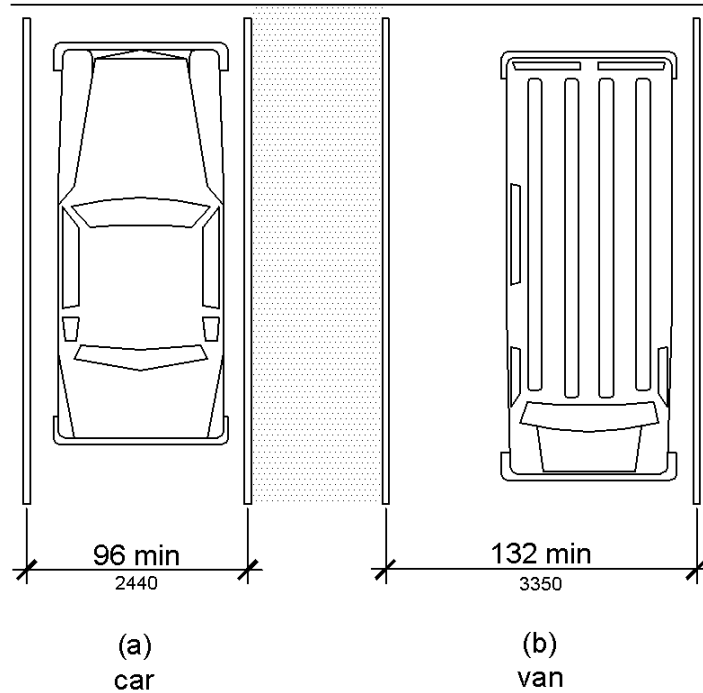
**11B-502 Parking Spaces**

**11B-502.1 General.** Car and van parking spaces shall comply with 11B-502. Where parking spaces are marked with lines, width measurements of parking spaces and access aisles shall be made from the centerline of the markings.

**EXCEPTION:** Where parking spaces or access aisles are not adjacent to another parking space or access aisle, measurements shall be permitted to include the full width of the line defining the parking space or access aisle.

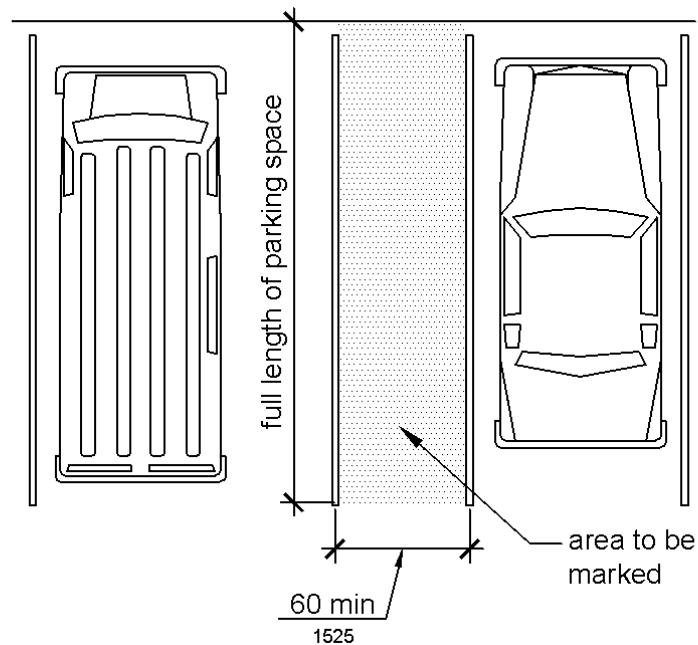
**11B-502.2 Vehicle Spaces.** (begin underline) Car and van parking spaces shall be 216 inches (5486 mm) long minimum. (end underline) Car parking spaces shall be (begin strikeout) 96 inches (2440 mm) (end strikeout) (begin underline) 108 inches (2743 mm) (end underline) wide minimum and van parking spaces shall be (begin strikeout) 132 inches (3350 mm) (end strikeout) (begin underline) 144 inches (3658 mm) (end underline) wide minimum, shall be marked to define the width, and shall have an adjacent access aisle complying with 11B-502.3.

**EXCEPTION:** Van parking spaces shall be permitted to be (begin strikeout) 96 inches (2440 mm) (end strikeout) (begin underline) 108 inches (2743 mm) (end underline) wide minimum where the access aisle is 96 inches (2438 mm) wide minimum.



**Figure 11B-502.2**  
**Vehicle Parking Spaces**

**11B-502.3 Access Aisle.** Access aisles serving parking spaces shall comply with 11B-502.3. Access aisles shall adjoin an accessible route. Two parking spaces shall be permitted to share a common access aisle.



**Figure 11B-502.3**  
**Parking Space Access Aisle**

**11B-502.3.1 Width.** Access aisles serving car and van parking spaces shall be 60 inches (1524 mm) wide minimum.

**11B-502.3.2 Length.** Access aisles shall extend the full length of the parking spaces they serve.

**11B-502.3.3 Marking.** Access aisles shall be marked (begin strikeout) ~~so as to discourage parking in them.~~ (end strikeout) (begin underline) with a blue painted borderline around their perimeter. The area within the blue borderlines shall be marked with hatched lines a maximum of 36 inches (914 mm) on center in a color contrasting with that of the aisle surface, preferably blue or white. The words "NO PARKING" shall be painted on the surface within each access aisle in white letters a minimum of 12 inches (305 mm) in height and located to be visible from the adjacent vehicular way. (end underline)

(begin underline) **EXCEPTION:** In angled parking configurations the top and bottom corners of the access aisle shall be truncated to avoid encroachment into the adjacent vehicular way, accessible route or curb ramp, see Figure 11B-####. (end underline)

**11B-502.3.4 Location.** Access aisles shall not overlap the vehicular way. Access aisles shall be permitted to be placed on either side of the parking space except for angled van parking spaces which shall have access aisles located on the passenger side of the parking spaces.

**11B-502.4 Floor or Ground Surfaces.** Parking spaces and access aisles serving them shall comply with 11B-302. Access aisles shall be at the same level as the parking spaces they serve. Changes in level are not permitted.

**EXCEPTION:** Slopes not steeper than 1:48 shall be permitted.

**11B-502.5 Vertical Clearance.** (begin underline) Within parking facilities, parking spaces, (end underline) (begin strikeout) ~~Parking spaces for vans and~~ (end strikeout) access aisles and vehicular routes serving them shall provide a vertical clearance of 98 inches (2490 mm) minimum.

**11B-502.6 Identification.** Parking space identification signs shall include the International Symbol of Accessibility complying with 11B-703.7.2.1. Signs identifying van parking spaces shall contain the designation "van accessible." Signs shall be 60 inches (1524 mm) minimum above the finish floor or ground surface measured to the bottom of the sign.

(begin underline) **EXCEPTION:** Signs located within an accessible route shall be a minimum of 80 inches (2032 mm) above the finish floor or ground surface measured to the bottom of the sign. (end underline)

(begin underline) **11B-502.6.1 Finish and Size.** Parking identification signs shall be reflectorized with a minimum area of 70 square inches (4516mm<sup>2</sup>) (end underline)

(begin underline) **11B-502.6.2 Minimum Fine.** Additional language or an additional sign below the International Symbol of Accessibility shall state "Minimum Fine \$250." (end underline)

(begin underline) **11B-502.6.3 Location.** A parking space identification sign shall be permanently posted immediately adjacent and visible from each parking space, shall be located with its centerline a maximum of 12 inches (305 mm) from the centerline of the parking space and may be posted on a wall at the interior end of the parking space. (end underline)

(begin underline) **11B-502.6.4 Marking.** The surface of each accessible car and van space shall have surface identification complying with either of the following options: (end underline)

(begin underline) **11B-502.6.4.1** The outline of a profile view of a wheel chair with occupant in white on a blue background a minimum 36" wide by 36" high (914 mm x 914 mm). The centerline of the profile view shall be a maximum of 6 inches (152 mm) from the centerline of the parking space, its sides parallel to the length of the parking space and its lower side or corner aligned with the end of the parking space length or (end underline)

(begin underline) **11B-502.6.4.2** By outlining or painting the parking space in blue and outlining on the ground in white or a suitable contrasting color a profile view of a wheel chair with occupant. (end underline)

**11B-502.7 Relationship to Accessible Routes.** Parking spaces and access aisles shall be designed so that cars and vans, when parked, cannot obstruct the required clear width of adjacent accessible routes.

(begin underline) **11B-502.7.1 Path of Travel.** Parking spaces and access aisles shall be designed so that persons using them are not required to travel behind parking spaces other than to pass behind the parking space in which they parked. (end underline)

(begin underline) **11B-502.8 Additional Signage.** An additional sign shall be posted either in a conspicuous place at either each entrance to an off-street parking facility or immediately adjacent to on-site accessible parking and visible from each parking space. (end underline)

(begin underline) **11B-502.8.1 Size.** The additional sign shall not be less than 17 inches (432 mm) wide by 22 inches (559 mm) high. (end underline)

(begin underline) **11B-502.8.2 Lettering.** The additional sign shall clearly state in letters with a minimum height of 1 inch (25 mm) the following: (end underline)

(begin underline) "Unauthorized vehicles parked in designated accessible spaces not displaying distinguishing placards or special license plates issued for persons with disabilities will be towed away at the owner's expense. Towed vehicles may be reclaimed at \_\_\_\_\_ or by telephoning \_\_\_\_\_." (end underline)

(begin underline) Blank spaces are to be filled in with appropriate information as a permanent part of the sign. (end underline)

## **11B-503 Passenger Loading Zones**

**11B-503.1 General.** Passenger loading zones shall comply with 11B-503.

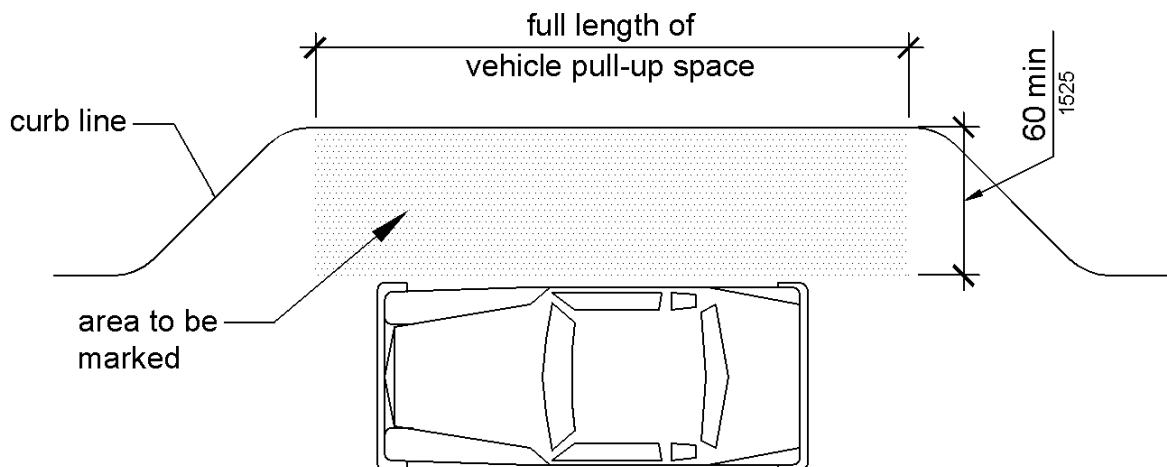
**11B-503.2 Vehicle Pull-Up Space.** Passenger loading zones shall provide a vehicular pull-up space 96 inches (2438 mm) wide minimum and 20 feet (6096 mm) long minimum.

**11B-503.3 Access Aisle.** Passenger loading zones shall provide access aisles complying with 11B-503 adjacent (begin underline) and parallel (end underline) to the vehicle pull-up space. Access aisles shall adjoin an accessible route and shall not overlap the vehicular way.

**11B-503.3.1 Width.** Access aisles serving vehicle pull-up spaces shall be 60 inches (1524 mm) wide minimum.

**11B-503.3.2 Length.** Access aisles shall extend the full length of the vehicle pull-up spaces they serve.

**11B-503.3.3 Marking.** Access aisles shall be marked so as to discourage parking in them.



**Figure 11B-503.3**  
**Passenger Loading Zone Access Aisle**

**11B-503.4 Floor and Ground Surfaces.** Vehicle pull-up spaces and access aisles serving them shall comply with 11B-302. Access aisles shall be at the same level as the vehicle pull-up space they serve. Changes in level are not permitted.

**EXCEPTION:** Slopes not steeper than 1:48 shall be permitted.

**11B-503.5 Vertical Clearance.** Vehicle pull-up spaces, access aisles serving them, and a vehicular route from an entrance to the passenger loading zone and from the passenger loading zone to a vehicular exit shall provide a vertical clearance of 114 inches (2896 mm) minimum.



(begin underline) **11B-503.6 Identification.** *Each passenger loading zone designated for persons with disabilities shall be identified with a reflectorized sign complying with 11B-703 ####. It shall be permanently posted immediately adjacent to and visible from the passenger loading zone stating "Passenger Loading Zone Only" and including the International Symbol of Accessibility in white on a dark blue background.* (end underline)

## **11B-504 Stairways**

**11B-504.1 General.** Stairs shall comply with 11B-504.

**11B-504.2 Treads and Risers.** All steps on a flight of stairs shall have uniform riser heights and uniform tread depths. Risers shall be 4 inches (102 mm) high minimum and 7 inches (178 mm) high maximum. Treads shall be 11 inches (279 mm) deep minimum.

**11B-504.3 Open Risers.** Open risers are not permitted.

(begin underline) **EXCEPTIONS:** *1. On exterior stairways, an opening of not more than  $\frac{1}{2}$  inch (12.7 mm) may be permitted between the base of the riser and the tread.*  
*2. On exterior stairways, risers constructed of grating containing openings of not more than  $\frac{1}{2}$  inch (12.7 mm) may be permitted.* (end underline)

**11B-504.4 Tread Surface.** Stair treads shall comply with 11B-302. Changes in level are not permitted.

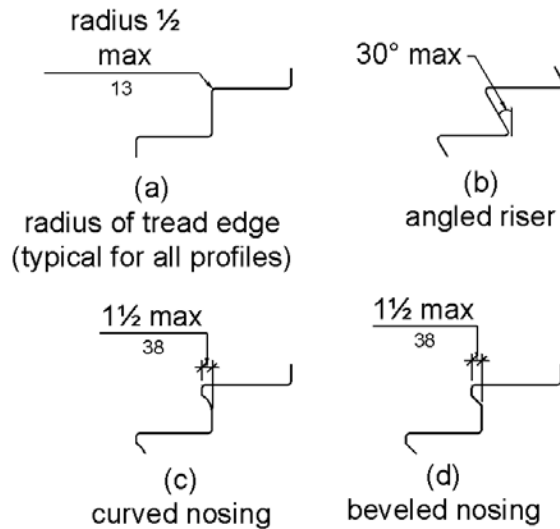
**EXCEPTION:** Treads shall be permitted to have a slope not steeper than 1:48.

(begin underline) **11B-504.4.1 Contrasting Stripe.** *Interior stairs shall have the upper approach and lower tread marked by a stripe providing clear visual contrast. Exterior stairs shall have the upper approach and all treads marked by a stripe providing clear visual contrast.* (end underline)

(begin underline) *The stripe shall be a minimum of 2 inches (51 mm) wide to a maximum of 4 inches (102 mm) wide placed parallel to, and not more than 1 inch (25 mm) from, the nose of the step or upper approach. The stripe shall extend the full width of the step or upper approach and shall be of material that is at least as slip resistant as the other treads of the stair. A painted stripe shall be acceptable.* (end underline)

**11B-504.5 Nosings.** The radius of curvature at the leading edge of the tread shall be  $\frac{1}{2}$  inch (12.7 mm) maximum. Nosings that project beyond risers shall have the underside of the leading edge curved or beveled. Risers shall be permitted to slope under the tread at an angle of 30 degrees maximum from vertical. The permitted projection of the nosing shall extend (begin underline)  *$\frac{1}{4}$  inches (32 mm)* (end underline) maximum over the tread below.

(begin underline) **EXCEPTIONS:** *In existing buildings there is no requirement to retroactively alter existing nosing projections of  $\frac{1}{4}$  inches (32 mm) which were constructed in compliance with the building code in effect at the time of original construction.* (end underline)



**Figure 11B-504.5  
Stair Nosings**

**11B-504.6 Handrails.** Stairs shall have handrails complying with 11B-505.

**11B-504.7 Wet Conditions.** Stair treads and landings subject to wet conditions shall be designed to prevent the accumulation of water.

(begin underline) **11B-504.8 Stair Level Identification.** *Stair level identification signs in raised characters and braille complying with Sections 11B-703.3 and 11B-703.4 shall be located at each floor level landing in all enclosed stairways in buildings two or more stories in height to identify the floor level. At exit discharge level, the sign shall include a raised five-pointed star located to the left of the identifying floor level. The outside diameter of the star shall be the same as the height of the raised characters.* (end underline)

## **11B-505 Handrails**

**11B-505.1 General.** Handrails provided along walking surfaces complying with 11B-403, required at ramps complying with 11B-405, and required at stairs complying with 11B-504 shall comply with 11B-505.

**11B-505.2 Where Required.** Handrails shall be provided on both sides of stairs and ramps.

### **EXCEPTION**

(begin underline) **EXCEPTIONS: 1.** (end underline) In assembly areas, handrails shall not be required on both sides of aisle ramps where a handrail is provided at either side or within the aisle width.

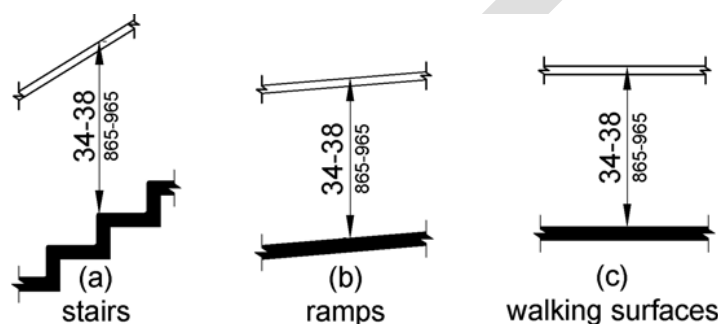
(begin underline) **2.** *Curb ramps do not require handrails.*

**3.** *At door landings, handrails are not required when the ramp run is less than 6 inches (152 mm) in rise or 72 inches (1829 mm) in length.* (end underline)

**11B-505.3 Continuity.** Handrails shall be continuous within the full length of each stair flight or ramp run. Inside handrails on switchback or dogleg stairs and ramps shall be continuous between flights or runs.

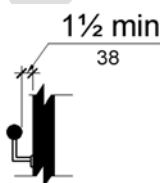
**EXCEPTION:** In assembly areas, handrails on ramps shall not be required to be continuous in aisles serving seating.

**11B-505.4 Height.** Top of gripping surfaces of handrails shall be 34 inches (864 mm) minimum and 38 inches (965 mm) maximum vertically above walking surfaces, stair nosings, and ramp surfaces. Handrails shall be at a consistent height above walking surfaces, stair nosings, and ramp surfaces.



**Figure 11B-505.4**  
**Handrail Height**

**11B-505.5 Clearance.** Clearance between handrail gripping surfaces and adjacent surfaces shall be 1½ inches (38 mm) minimum.



**Figure 11B-505.6**  
**Horizontal Projections Below Gripping Surface**

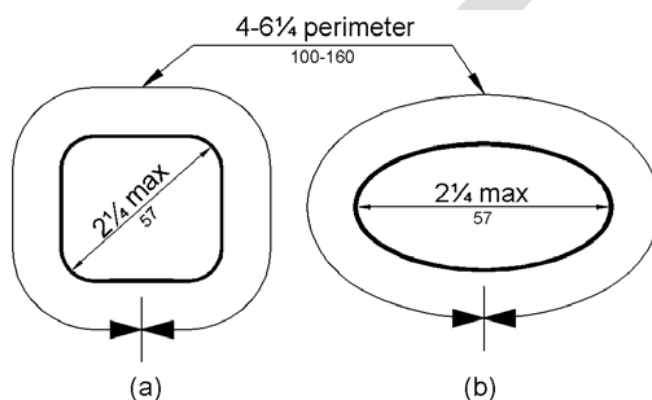
**11B-505.6 Gripping Surface.** Handrail gripping surfaces shall be continuous along their length and shall not be obstructed along their tops or sides. The bottoms of handrail gripping surfaces shall not be obstructed for more than 20 percent of their length. Where provided, horizontal projections shall occur 1½ inches (38 mm) minimum below the bottom of the handrail gripping surface.

**EXCEPTIONS:** 1. Where handrails are provided along walking surfaces with slopes not steeper than 1:20, the bottoms of handrail gripping surfaces shall be permitted to be obstructed along their entire length where they are integral to crash rails or bumper guards.  
2. The distance between horizontal projections and the bottom of the gripping surface shall be permitted to be reduced by ⅛ inch (3.2 mm) for each ½ inch (12.7 mm) of additional handrail perimeter dimension that exceeds 4 inches (102 mm).

**11B-505.7 Cross Section.** Handrail gripping surfaces shall have a cross section complying with 11B-505.7.1 or 11B-505.7.2.

**11B-505.7.1 Circular Cross Section.** Handrail gripping surfaces with a circular cross section shall have an outside diameter of 1¼ inches (31.8 mm) minimum and 2 inches (51 mm) maximum.

**11B-505.7.2 Non-Circular Cross Sections.** Handrail gripping surfaces with a non-circular cross section shall have a perimeter dimension of 4 inches (102 mm) minimum and 6¼ inches (159 mm) maximum, and a cross-section dimension of 2¼ inches (57 mm) maximum.



**Figure 11B-505.7.2**  
**Handrail Non-Circular Cross Section**

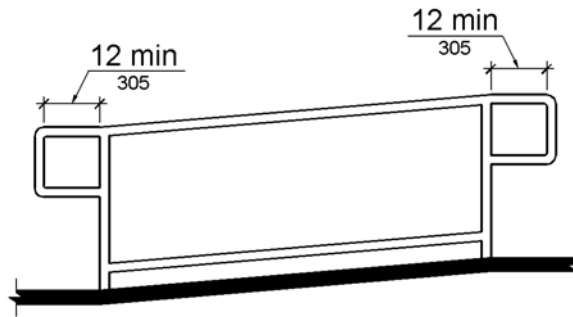
**11B-505.8 Surfaces.** Handrail gripping surfaces and any surfaces adjacent to them shall be free of sharp or abrasive elements and shall have rounded edges.

**11B-505.9 Fittings.** Handrails shall not rotate within their fittings.

**11B-505.10 Handrail Extensions.** Handrail gripping surfaces shall extend beyond and in the same direction of stair flights and ramp runs in accordance with 11B-505.10.

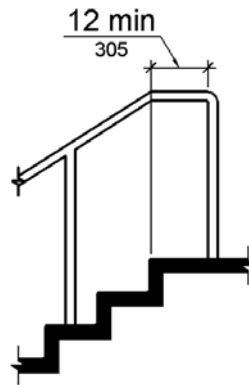
- EXCEPTIONS:**
1. Extensions shall not be required for continuous handrails at the inside turn of switchback or dogleg stairs and ramps.
  2. In assembly areas, extensions shall not be required for ramp handrails in aisles serving seating where the handrails are discontinuous to provide access to seating and to permit crossovers within aisles.
  3. In alterations, full extensions of handrails shall not be required where such extensions would be hazardous due to plan configuration.

**11B-505.10.1 Top and Bottom Extension at Ramps.** Ramp handrails shall extend horizontally above the landing for 12 inches (305 mm) minimum beyond the top and bottom of ramp runs. Extensions shall return to a wall, guard, or the landing surface, or shall be continuous to the handrail of an adjacent ramp run.



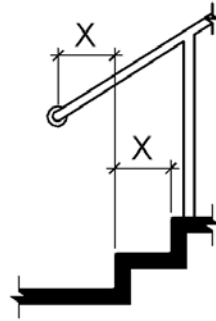
**Figure 11B-505.10.1**  
**Top and Bottom Handrail Extension at Ramps**

**11B-505.10.2 Top Extension at Stairs.** At the top of a stair flight, handrails shall extend horizontally above the landing for 12 inches (305 mm) minimum beginning directly above the first riser nosing. Extensions shall return to a wall, guard, or the landing surface, or shall be continuous to the handrail of an adjacent stair flight.



**Figure 11B-505.10.2**  
**Top Handrail Extension at Stairs**

**11B-505.10.3 Bottom Extension at Stairs.** At the bottom of a stair flight, handrails shall extend at the slope of the stair flight for a horizontal distance (begin strikeout) at least (end strikeout) equal to one tread depth beyond the last riser nosing. (begin underline) Such extension shall continue with a horizontal extension or shall be continuous to the handrail of an adjacent stair flight or shall return to a wall, guard, or the walking surface. If provided at the bottom of a stair flight, a horizontal extension of a handrail shall be 12 inches (305 mm) long minimum and a height equal to that of the sloping portion of the handrail as measured above the stair nosings. (end underline) Extension shall return to a wall, guard, or the landing surface, or shall be continuous to the handrail of an adjacent stair flight.



Note: X = tread depth

**Figure 11B-505.10.3**  
**Bottom Handrail Extension at Stairs**