

**INITIAL EXPRESS TERMS**  
  
**FOR**  
**PROPOSED BUILDING STANDARDS**  
**OF THE**  
**DIVISION OF THE STATE ARCHITECT (DSA-AC)**  
  
**REGARDING PROPOSED CHANGES TO**  
**THE CALIFORNIA BUILDING CODE**  
**CALIFORNIA CODE OF REGULATIONS, TITLE 24, PART 2**  
  
**CALIFORNIA BUILDING CODE**  
**2018 TRIENNIAL CODE ADOPTION CYCLE**

**LEGEND FOR EXPRESS TERMS**

1. Existing California amendments or code language being modified are in italics when they appear in the model code text: All such language appears in *italics*, modified language is (begin underline) underlined. (end underline)
2. New California amendments: All such language appears (begin underline) underlined and in italics. (end underline)
3. Repealed text: All such language appears in (begin strikeout) ~~strikeout~~. (end strikeout)

**INITIAL EXPRESS TERMS**

---

**CHAPTER 1**  
**SCOPE AND ADMINISTRATION**  
**DIVISION I**  
**CALIFORNIA ADMINISTRATION**

---

**ITEM 1.01**

**SECTION 1.9**  
**DIVISION OF THE STATE ARCHITECT**

**1.9.1 Division of the State Architect—Access Compliance.**

**1.9.1.1 Application. ...**

**1.9.1.1.1** *All buildings, structures, sidewalks, curbs and related facilities constructed in the state by the use of state, county or municipal funds, or the funds of any political subdivision of the state.* (begin underline) *For public housing see Section 1.9.1.3.* (end underline)

**1.9.1.1.2** *All buildings, structures and facilities that are leased, rented, contracted, sublet or hired by any municipal, county or state division of government, or by a special district.* (begin underline) *For public housing see Section 1.9.1.3.* (end underline)

(begin strikeout) **1.9.1.1.3** ~~All publicly funded buildings used for congregate residences or for one- or two-family dwelling unit purposes shall conform to the provisions applicable to living accommodations.~~ (end strikeout)

(begin strikeout) **1.9.1.1.4** (end strikeout) (begin underline) **1.9.1.1.3** (end underline) *All existing publicly funded buildings and facilities when alterations, structural repairs or additions are made to such buildings or facilities. For detailed requirements on existing buildings, see Chapter 11B, Division 2, Section 11B-202.* (begin underline) For public housing see Section 1.9.1.3. (end underline)

(begin strikeout) **1.9.1.1.5** (end strikeout) (begin underline) **1.9.1.1.4** (end underline) *With respect to buildings, structures, sidewalks, curbs and related facilities not requiring a building permit, building standards published in the California Building Standards Code relating to access for persons with disabilities and other regulations adopted pursuant to Government Code Section 4450, and in effect at the time construction is commenced, shall be applicable.*

---

## ITEM 1.02

### SECTION 1.9 DIVISION OF THE STATE ARCHITECT

#### 1.9.1 Division of the State Architect—Access Compliance.

...

**1.9.1.3 Application — public housing.** (begin strikeout) ~~and private housing available for public use.~~ (end strikeout) See Government Code (begin strikeout) ~~Sections 4450 and~~ (end strikeout) (begin underline) Section (end underline) 12955.1(c) (begin underline) and the definition for public housing in Chapter 2. (end underline)

---

## CHAPTER 2 DEFINITIONS

---

## ITEM 2.01

### SECTION 202 DEFINITIONS

**PUBLIC HOUSING. [DSA-AC]** (begin underline) Publicly owned housing (end underline) (begin strikeout) ~~Housing~~ (end strikeout) *facilities* (begin underline) or privately (end underline) *owned housing facilities, operated,* (begin strikeout) ~~or~~ (end strikeout) *constructed* (begin underline) or altered (end underline) *by, for, or on behalf of a public entity* (begin underline) or as part of a public entity's housing program (end underline) *including but not limited to the following:*

1. (begin strikeout) ~~Publically owned and/or operated one~~ (end strikeout) (begin underline) One- (end underline) *or two- family dwelling units or congregate residences;*

2. (begin strikeout) ~~Publically owned and/or operated buildings~~ (end strikeout) (begin underline) Buildings (end underline) or complexes with three or more residential dwellings units;

(begin strikeout) 3. ~~Reserved.~~ (end strikeout)

(begin strikeout) 4. (end strikeout) (begin underline) 3. (end underline) (begin strikeout) ~~Publically owned and/or operated homeless~~ (end strikeout) (begin underline) Homeless (end underline) shelters, group homes, (begin underline) halfway houses (end underline) and similar social service establishments;

(begin strikeout) 5. (end strikeout) (begin underline) 4. (end underline) (begin strikeout) ~~Publically owned and/or operated transient~~ (end strikeout) (begin underline) Transient (end underline) lodging, such as hotels, motels, hostels and other facilities providing accommodations of a short term nature of not more than 30 days duration;

(begin strikeout) 6. (end strikeout) (begin underline) 5. (end underline) Housing at a place of education (begin strikeout) ~~owned or operated by a public entity,~~ (end strikeout) such as housing on or serving a public school, public college or public university (begin strikeout) ~~campus;~~ (end strikeout)

(begin strikeout) 7. ~~Privately owned housing made available for public use as housing.~~ (end strikeout)

---

## ITEM 2.02

### SECTION 202 DEFINITIONS

**PUBLIC USE. [DSA-AC]** Interior or exterior rooms, spaces or elements that are made available to the public. Public use may be provided at a building or facility that is privately or publicly owned. Private interior or exterior rooms, spaces or elements associated with a residential dwelling unit provided by a public housing program or in a public housing facility are not public use areas and shall not be required to be made available to the public. (begin strikeout) ~~In the context of public housing, public use is the provision of housing programs by, for or on behalf of a public entity.~~ (end strikeout)

---

## ITEM 2.03

### SECTION 202 DEFINITIONS

**RISER.** The upright part between two adjacent stair treads, (begin underline) between either an upper or lower landing and an adjacent stair tread, or between two adjacent landings. (end underline)

(begin strikeout) **STEP.** ~~A riser and tread.~~ (end strikeout)

(begin strikeout) **TREAD.** ~~The horizontal part of a step.~~ (end strikeout)

---

**CHAPTER 11B**  
**ACCESSIBILITY TO PUBLIC BUILDINGS, PUBLIC ACCOMMODATIONS,**  
**COMMERCIAL BUILDINGS AND PUBLIC HOUSING**

---

**ITEM 11B.01**

**DIVISION 2: SCOPING REQUIREMENTS**

**11B-203 General exceptions ...**

**11B-203.8 Residential facilities.** In (begin strikeout) ~~public housing~~ (end strikeout) residential facilities, common use areas that do not serve residential dwelling units required to provide mobility features complying with *Sections 11B-809.2 through 11B-809.4 and adaptable features complying with Chapter 11A, Division IV* shall not be required to comply with these requirements or to be on an accessible route.

---

**ITEM 11B.02**

**DIVISION 2: SCOPING REQUIREMENTS**

**11B-206 Accessible routes ...**

**11B-206.2 Where required ...**

(begin underline) ***11B-206.2.19 Pedestrian street crossings.*** *Where walks or sidewalks are provided, a curb ramp, blended transition, or a combination of curb ramps and blended transitions complying with Section 11B-406 shall connect the walks or sidewalks at each non-prohibited pedestrian street crossing. The curb ramp (excluding any flared sides) or blended transition shall be contained wholly within the width of the pedestrian street crossing served.* (end underline)

---

**ITEM 11B.03**

**DIVISION 2: SCOPING REQUIREMENTS**

**11B-207 Accessible means of egress**

**11B-207.1 General.** Means of egress shall comply with *Chapter 10, Section 1009*.

**Exceptions:**

1. Where means of egress are permitted by local building or life safety codes to share a common path of egress travel, accessible means of egress shall be permitted to share a common path of egress travel.
2. Areas of refuge shall not be required in detention and correctional facilities.

(begin underline) ***3. Accessible means of egress are not required to be provided in existing buildings.*** (end underline)

## ITEM 11B.04

### DIVISION 2: SCOPING REQUIREMENTS

#### **11B-224 Transient lodging guest rooms, housing at a place of education and social service center establishments**

...

#### **11B-224.2 Guest rooms with mobility features.**

...

**Table 11B-224.2 Guest Rooms with Mobility Features**

Total Number of Guest Rooms Provided	Minimum Number of Required Rooms Without Roll-in Showers <sup>(begin underline) 1 (end underline)</sup>	Minimum Number of Required Rooms With Roll-in Showers <sup>(begin underline) 2 (end underline)</sup>	Total Number of Required Rooms
(begin underline) 1 (end underline)	(begin underline) 1 (end underline)	0	(begin underline) 1 (end underline)
(begin strikeout) 4 (end strikeout) (begin underline) 2 (end underline) to 25	(begin strikeout) 0 (end strikeout) (begin underline) 1 (end underline)	1	(begin strikeout) 4 (end strikeout) (begin underline) 2 (end underline)
26 to 50	(begin strikeout) 4 (end strikeout) (begin underline) 2 (end underline)	1	(begin strikeout) 2 (end strikeout) (begin underline) 3 (end underline)
51 to 75	3	1	4
76 to 100	4	1	5
101 to 150	5	2	7
151 to 200	6	2	8
201 to 300	7	3	10
301 to 400	8	4	12
401 to 500	9	4	13
501 to 1000	2 percent of total	1 percent of total	3 percent of total
1001 and over	20, plus 1 for each 100, or fraction thereof, over 1000	10, plus 1 for each 100, or fraction thereof, over 1000	30, plus 2 for each 100, or fraction thereof, over 1000

(begin underline)

1. Provide either a bathtub complying with Section 11B-607 or a transfer type shower complying with Section 11B-608.2.1.
2. Provide either a standard roll-in type shower complying with Section 11B-608.2.2 or an alternate type roll-in shower complying with Section 11B-608.2.3. (end underline)

## ITEM 11B.05

### DIVISION 2: SCOPING REQUIREMENTS

**11B-233** (begin strikeout) ~~Residential~~ (end strikeout) (begin underline) Public housing (end underline) **facilities**

**11B-233.1 General.** *Public housing facilities* with residential dwelling units (begin strikeout) ~~available for public use with~~ (end strikeout) shall comply with Section 11B-233. See Chapter 2, Section 202 of this code for the definition of Public Housing.

---

**ITEM 11B.06**

**DIVISION 2: SCOPING REQUIREMENTS**

**11B-233.3 Public housing facilities.**

**11B-233.3.1 Minimum number: new construction.** Newly constructed (begin strikeout) ~~public housing~~ (end strikeout) facilities with residential dwelling units shall comply with Section 11B-233.3.1.

**Exception: ...**

**11B-233.3.1.1 Residential dwelling units with mobility features.** In ~~public housing~~ facilities with residential dwelling units, at least 5 percent, but no fewer than one unit, of the total number of residential dwelling units shall provide mobility features complying with Sections 11B-809.2 through 11B-809.4 and shall be on an accessible route as required by Section 11B-206.

**11B-233.3.1.2 Residential dwelling units with adaptable features.** In (begin strikeout) ~~public housing~~ (end strikeout) facilities with residential dwelling units, adaptable residential dwelling units complying with Chapter 11A, Division IV – Dwelling Unit Features shall be provided as required by Sections 11B-233.3.1.2.1 through (begin strikeout) ~~11B-233.3.1.2.5~~ (end strikeout) (begin underline) 11B-233.3.1.2.6 (end underline) Adaptable residential dwelling units shall be on an accessible route as required by Section 11B-206.

**Exception: ...**

**11B-233.3.1.2.1 Elevator buildings. ...**

**11B-233.3.1.2.2 Non-elevator buildings. ...**

**11B-233.3.1.2.3 Ground floors above grade. ...**

**11B-233.3.1.2.4 Multi-story residential dwelling units in buildings with one or more elevators.** In elevator buildings, (begin strikeout) ~~public housing~~ (end strikeout) facilities with multi-story residential dwelling units shall comply with the following:

1. ...
2. ...
3. ...

**11B-233.3.1.2.5 Multi-story residential dwelling units in buildings with no elevator.** *In non-elevator buildings in (begin strikeout) ~~public housing~~ (end strikeout) facilities, a minimum of 10 percent but not less than one of the ground floor multi-story residential dwelling units shall be calculated using the total number of multi-story residential dwelling units in buildings on a site and shall comply with the following:*

1. ...
2. ...
3. ...

---

## ITEM 11B.07

### DIVISION 2: SCOPING REQUIREMENTS

#### **11B-233.3 Public housing facilities.**

...

**11B-233.3.2 Residential dwelling units for sale.** Residential dwelling units *designed and constructed or altered by public entities that will be offered for sale to individuals* shall provide accessible features to the extent required by *this chapter*.

(begin underline) **11B-233.3.2.1 Buyer identified residential dwelling units for sale.** The requirements of Section 11B-233.3.2 also apply to housing programs that are operated by public entities where design and construction of particular residential dwelling units take place only after a specific buyer has been identified. In such programs, the covered entity must provide the units that comply with the requirements for accessible features to those pre-identified buyers with disabilities who have requested such a unit. (end underline)

**Exception:** Existing residential dwellings or residential dwelling units acquired by public entities that will be offered for resale to individuals without additions or alterations shall not be required to comply with this chapter.

---

## ITEM 11B.08

### DIVISION 2: SCOPING REQUIREMENTS

#### **11B-233.3 Public housing facilities.**

...

**11B-233.3.3 Additions.** Where an addition to an existing (begin strikeout) ~~public housing facility~~ (end strikeout) (begin underline) building (end underline) results in an increase in the number of residential dwelling units, the requirements of Section 11B-233.3.1 shall apply only to the residential dwelling units that are added until the total number of residential dwelling units complies with the minimum number required by Section 11B-233.3.1. Residential dwelling units required to comply with Sections 11B-233.3.1.1 and 11B-233.3.1.2 shall be on an accessible route as required by Section 11B-206.

---

ITEM 11B.09

DIVISION 2: SCOPING REQUIREMENTS

**11B-233.3 Public housing facilities.**

...

**11B-233.3.4 Alterations.** Alterations (begin strikeout) ~~to a public housing facility~~ (end strikeout) shall comply with Section 11B-233.3.4.

**Exception:** Where compliance with Section 11B-809.2, 11B-809.3, or 11B-809.4 (begin strikeout) ~~for units with mobility features or Chapter 11A, Division IV for units with adaptable features~~ (end strikeout) is technically infeasible, or where it is technically infeasible to provide an accessible route to a residential dwelling unit, the entity shall be permitted to alter or construct a comparable residential dwelling unit to comply with Sections 11B-809.2 through 11B-809.4 (begin strikeout) ~~or Chapter 11A, Division IV~~ (end underline) provided that the minimum number of residential dwelling units required by Sections 11B-233.3.1.1, (begin strikeout) ~~11B-233.3.1.2~~ (end strikeout) and 11B-233.3.1.3, as applicable, is satisfied.

**11B-233.3.4.1 Alterations to vacated buildings.** Where a building is vacated for the purposes of alteration (begin strikeout) ~~for use as public housing~~, (end strikeout) and the altered building contains more than 15 residential dwelling units, at least 5 percent of the residential dwelling units shall comply with Sections 11B-809.2 through 11B-809.4 and shall be on an accessible route as required by Section 11B-206. (begin strikeout) ~~Residential dwelling units with adaptable features shall be provided in compliance with Section 11B-233.3.1.2.~~ (end strikeout) In addition, at least 2 percent of the residential dwelling units shall comply with Section 11B-809.5.

(begin strikeout) **Exception:** ~~Where any portion of a building's exterior is preserved, but the interior of the building is removed, including all structural portions of floors and ceilings and a new building intended for use as public housing is constructed behind the existing exterior, the building is considered a new building for determining the application of this chapter.~~ (end strikeout)

**11B-233.3.4.2 Alterations to individual residential dwelling units.** In (begin strikeout) ~~public housing facilities with~~ (end strikeout) individual residential dwelling units, where a bathroom or a kitchen is substantially altered, and at least one other room is altered, the requirements of Section 11B-233.3.1 shall apply to the altered residential dwelling units until the total number of residential dwelling units complies with the minimum number required by Sections 11B-233.3.1.1, (begin strikeout) ~~11B-233.3.1.2~~, (end strikeout) and 11B-233.3.1.3. Residential dwelling units required to comply with Sections 11B-233.3.1.1 (begin strikeout) and ~~11B-233.3.1.2~~ (end strikeout) shall be on an accessible route as required by Section 11B-206.

**Exception:** Where (begin strikeout) ~~public housing~~ (end strikeout) facilities contain 15 or fewer residential dwelling units, the requirements of Sections 11B-233.3.1.1, (begin strikeout) ~~11B-233.3.1.2~~, (end strikeout) and 11B-233.3.1.3. shall apply to the



total number of residential dwelling units that are altered under a single contract, or are developed as a whole, whether or not located on a common site.

(begin underline) **11B-233.3.4.3 Alterations to residential dwelling units with adaptable features.** *The building standards for residential dwelling units with adaptable features do not apply to the alteration, repair, rehabilitation or maintenance of residential dwelling units constructed for first occupancy on or prior to March 13, 1991. Multifamily dwelling units with adaptable features constructed for first occupancy after March 13, 1991 shall be maintained in compliance with the accessibility standards in effect at the time of construction.*

**Exception:** *Where any portion of a building's exterior is preserved, but the interior of the building is removed, including all structural portions of floors and ceilings and a new building is constructed behind the existing exterior, the building is considered a new building for determining the application of this chapter.* (end underline)

---

## ITEM 11B.10

### DIVISION 2: SCOPING REQUIREMENTS

#### **11B-233.3 Public housing facilities.**

...

**11B-233.3.5 Dispersion.** (begin strikeout) *In public housing facilities, residential* (end strikeout) (begin underline) *Residential* (end underline) dwelling units required to provide mobility features complying with Sections 11B-809.2 through 11B-809.4 and residential dwelling units required to provide communication features complying with Section 11B-809.5, (begin strikeout) *and adaptable features complying with Chapter 11A, Division IV* (end strikeout) shall be dispersed among the various types of residential dwelling units in the facility and shall provide choices of residential dwelling units comparable to, and integrated with, those available to other residents.

**Exception:** (begin strikeout) *In public housing facilities where* (end strikeout) (begin underline) *Where* (end underline) multi-story residential dwelling units are one of the types of residential dwelling units provided, one-story residential dwelling units shall be permitted as a substitute for multi-story residential dwelling units where equivalent spaces and amenities are provided in the one-story residential dwelling unit.

---

## ITEM 11B.11

### DIVISION 2: SCOPING REQUIREMENTS

(begin underline) **11B-248 Common use areas and employee work areas.**

**11B-248.1 General.** *Common use areas and employee work areas shall comply with this chapter.*

---

## ITEM 11B.12

### DIVISION 2: SCOPING REQUIREMENTS

(begin underline) **11B-249. Adult changing facilities.**

**11B-249.1 General.** *Adult changing facilities shall comply with Section 11B-249.*

**Exception:** *An existing commercial place of public amusement with an existing adult changing facility in compliance with Section 11B-813 shall not be required to comply with Section 11B-249.1.2.*

**11B-249.1.1** *Where adult changing facilities are provided, each adult changing facility shall comply with Section 11B-813.*

**11B-249.1.2** *Newly constructed commercial places of public amusement shall provide an adult changing facility in compliance with Section 11B-813.* (end underline)

#### RELATED ITEM 11B.12.01

#### CHAPTER 2, Section 202 – Definitions

(begin underline) **Commercial place of public amusement.** *An auditorium, convention center, cultural complex, exhibition hall, permanent amusement park, sports arena, or theater or movie house for which the maximum occupancy is determined to be 2,500 or more people. Cultural complexes include but are not limited to art galleries, symphony, concert halls, and museums. A commercial place of public amusement does not include any public or private higher education facility or district agricultural associations.*

**District Agricultural Associations.** *Those associations regulated by the California Food and Agricultural Code, Division 3, Part 3.*

**Adult changing facility.** *A facility that is for use by persons with disabilities who need assistance with personal hygiene.* (end underline)

#### RELATED ITEM 11B.12.02

#### CHAPTER 11B

#### DIVISION 8: SPECIAL ROOMS, SPACES, AND ELEMENTS

(begin underline) **11B-813. Adult changing facilities.** *Adult changing facilities shall comply with Section 11B-813.*

**11B-813.1 Location.** *Adult changing facilities shall be provided within an enclosed, unisex (single-user or family) toilet room or other similar private room.*

**11B-813.2 Features.** *Adult changing facilities shall provide features in compliance with Section 11B-813.2.*

**11B-813.2.1 Adult changing table.** *One adult changing table shall be fixed to the floor or a wall and shall comply with Section 11B-813.2.1.*

**11B-813.2.1.1 Size.** *Adult changing tables shall have a changing surface of 70 inches minimum length and 30 inches minimum width.*

**11B-813.2.1.2 Clearance.** A 36 inches minimum width side clearance shall be provided along the entire length of one side of adult changing tables. At both ends of adult changing tables, clearance shall be provided measuring 36 inches minimum wide and a minimum length as long as the table width plus the width of the side clearance.

**11B-813.2.1.3 Height and operation.** Adult changing table height shall be adjustable from 17 inches above the floor or ground to 38 inches above the floor or ground, as measured to the top of the changing surface. Height adjustability shall be powered. Operable parts shall comply with Section 11B-309.

**11B-813.2.1.4 Capacity.** Adult changing tables shall provide a minimum weight capacity of 300 pounds.

**11B-813.2.1.5 Obstructions.** When deployed, changing tables shall not obstruct the required width of an accessible route except as allowed by Section 11B-307.2.

**11B-813.2.2 Water closet.** No fewer than one water closet in compliance with Section 11B-604.

**11B-813.2.3 Lavatory.** One lavatory in compliance with Section 11B-606.

**11B-813.2.4 Waste receptacle.** No fewer than one waste receptacle in compliance with Section 11B-603.5.

**11B -813.2.5 Coat hook.** No fewer than one coat hook shall be provided in close proximity to the changing table and within one of the reach ranges specified in Section 11B-308.

**11B-813.2.6 Shelf.** No fewer than one shelf shall be provided in close proximity to the changing table at 40 inches minimum and 48 inches maximum above the finish floor.

**11B-813.2.7 Accessories.** Where provided, no fewer than one of each accessory shall comply with Section 11B-603.5.

**11B-813.2.8 Turning space.** Turning space complying with Section 11B-304 shall be provided within adult changing facilities.

**11B-813.2.9 Overlap.** Required clear floor spaces, clearance at fixtures, and turning space shall be permitted to overlap.

**11B-813.2.10 Door swing.** Doors shall not swing into the clear floor space or clearance required for any fixture.

**11B-813.2.11 Privacy latch.** Doors to adult changing facilities shall have privacy latches.

**11B-813.2.12 Signs.** A room identification sign complying with Section 11B-216 shall be provided at entrances to adult changing facilities. The text of the room identification sign shall be "ADULT CHANGING FACILITY".

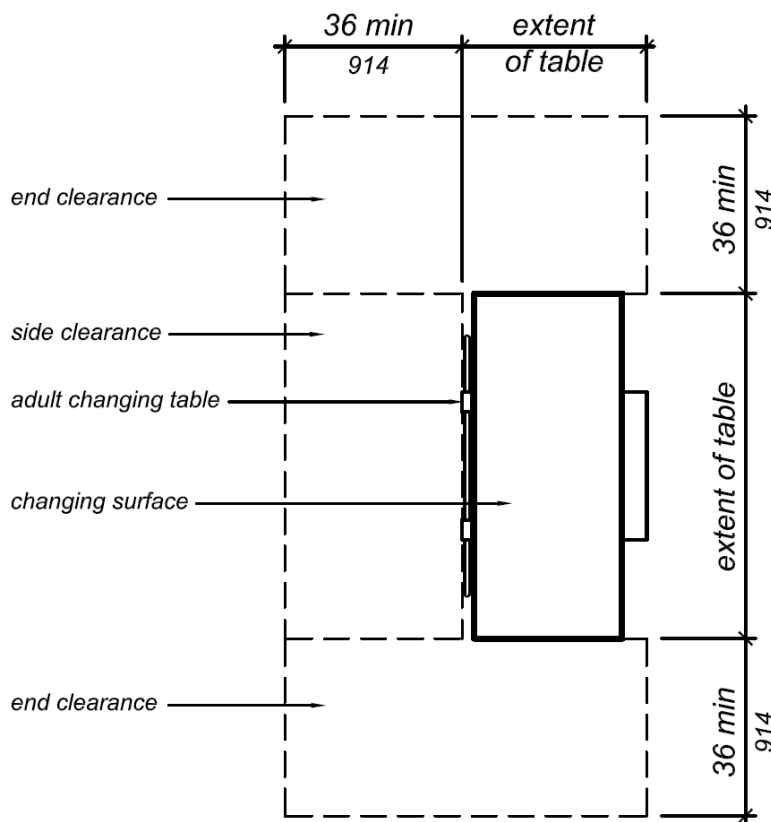
An informational sign complying with Section 11B-216 shall be provided within adult changing facilities and in close proximity to the changing table. The informational sign shall indicate the maximum weight capacity of the adult changing table, as determined by the table manufacturer.

Where the commercial place of public amusement has a central directory, the central directory shall indicate the location of adult changing facilities. Where other directories indicate the location of toilet facilities, the other directories shall also indicate the location of adult changing facilities. (end underline)

### RELATED ITEM 11B.12.03

### CHAPTER 11B

### DIVISION 8: SPECIAL ROOMS, SPACES, AND ELEMENTS



(begin underline) **FIGURE 11B-813.2.1.2**  
**CLEARANCE AROUND ADULT CHANGING TABLE** (end underline)

### ITEM 11B.13

### DIVISION 5: ACCESSIBLE ROUTES

**11B-404 Doors, doorways, and gates...**

**11B-404.2 Manual doors, doorways, and gates Manual doors and...**

**11B-404.2.11 Vision lights.** Doors, gates, and side lights adjacent to doors or gates, containing one or more glazing panels that permit viewing through the panels shall have the bottom of at least one glazed panel located 43 inches (1092 mm) maximum above the finish floor.

(begin strikeout) ~~Exception:~~ (end strikeout) (begin underline) Exceptions:

1. (end underline) *Glazing panels* with the lowest part more than 66 inches (1676 mm) from the finish floor or ground shall not be required to comply with Section 11B-404.2.11.

(begin underline) 2. *In detention and correctional facilities, vision lights used only by security personnel shall not be required to comply with Section 11B-404.2.11.* (end underline)

---

**ITEM 11B.14**

**DIVISION 5: ACCESSIBLE ROUTES**

**11B-405 Ramps**

**11B-405.9 Edge protection.** Edge protection complying with...

**11B-405.9.2 Curb or barrier.** A curb, (begin strikeout) ~~2-inches (51 mm) high minimum,~~ (end strikeout) or barrier shall be provided that prevents the passage of a 4 inch (102 mm) diameter sphere, where any portion of the sphere is within 4 inches (102 mm) of the finish floor or ground surface. *To prevent wheel entrapment, the curb or barrier shall provide a continuous and uninterrupted barrier along the length of the ramp.*

---

**ITEM 11B.15**

**DIVISION 5: GENERAL SITE AND BUILDING ELEMENTS**

**11B-502 Parking spaces**

**11B-502.5 Vertical clearance.** Parking spaces, access aisles and vehicular routes serving them shall provide a vertical clearance of 98 inches (2489 mm) minimum.

(begin underline) **Exception:** *In existing multi-story parking facilities, car parking spaces, access aisles and vehicular routes serving them shall provide a vertical clearance of 80 inches (2032 mm) minimum. Existing vertical clearance in excess of 80 inches (2032 mm) and less than 98 inches (2489 mm) shall be maintained. This exception shall not apply to van parking spaces, access aisles, or vehicular routes serving them.* (end underline)

---

**ITEM 11B.16**

**DIVISION 6: PLUMBING ELEMENTS AND FACILITIES**

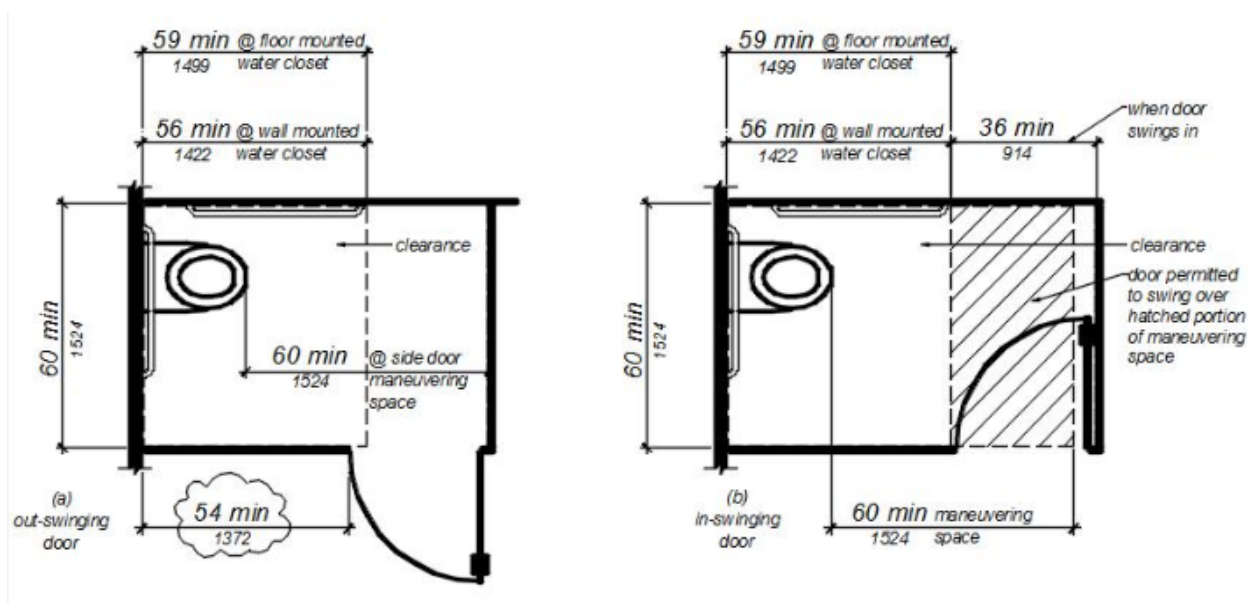
## 11B-604 Water closets and toilet compartments

### 11B-604.8 Toilet compartments.

#### 11B-604.8.1 Wheelchair accessible compartments.

**11B-604.8.1.2 Doors.** Toilet compartment doors... Doors shall be located in the front partition or in the side wall or partition farthest from the water closet. Where located in the front partition, the door opening shall be 4 inches (102 mm) maximum from the side wall or partition farthest from the water closet. Where located in the side wall or partition, (begin strikeout) the door opening shall be 4 inches (102 mm) maximum from the front partition (end strikeout) (begin underline) the door opening hinge side jamb for out-swinging doors shall be farthest from the water closet and the strike side jamb shall be 54 inches (1372 mm) minimum from the rear wall. (end underline) ...

#### RELATED ITEM 11B.16.01



**FIGURE 11B-604.8.1.2  
MANEUVERING SPACE WITH SIDE-OPENING DOOR**

#### ITEM 11B.17

#### DIVISION 6: PLUMBING ELEMENTS AND FACILITIES

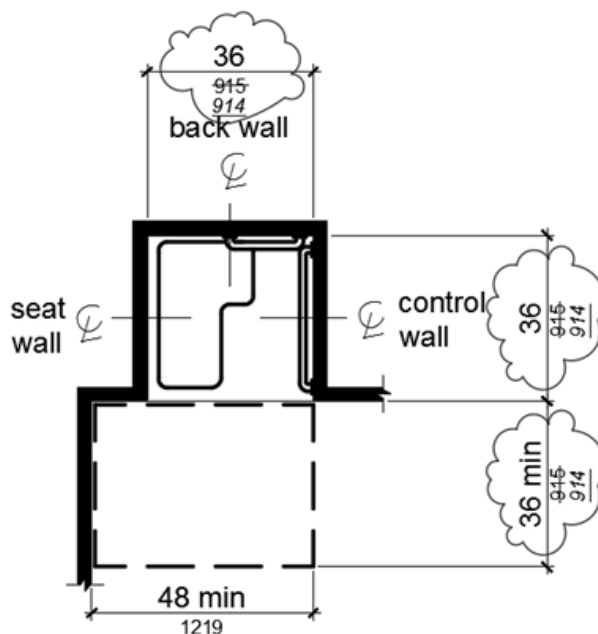
### 11B-608 Shower compartments

**11B-608.2 Size and clearances for shower compartments.** Shower compartments shall have sizes and clearances complying with *Section 11B-608.2*.

(begin strikeout) ~~11B-608.2.1 Reserved.~~ (end strikeout)

(begin underline) **11B-608.2.1 Transfer Type Shower Compartments.** Transfer type shower compartments shall be 36 inches (914 mm) by 36 inches (914 mm) clear inside dimensions measured at the center points of opposing sides and shall have a 36 inch (914 mm) wide minimum entry on the face of the shower compartment. Clearance of 36 inches (914 mm) wide minimum by 48 inches (1219 mm) long minimum measured from the control wall shall be provided. (end underline)

#### RELATED ITEM 11B.17.01



Note: inside finished dimensions measured at the center points of opposing sides

(begin underline) **FIGURE 11B-608.2.1 TRANSFER TYPE SHOWER COMPARTMENT SIZE AND CLEARANCE** (end underline)

#### ITEM 11B.18

##### DIVISION 6: PLUMBING ELEMENTS AND FACILITIES

#### 11B-608 Shower compartments

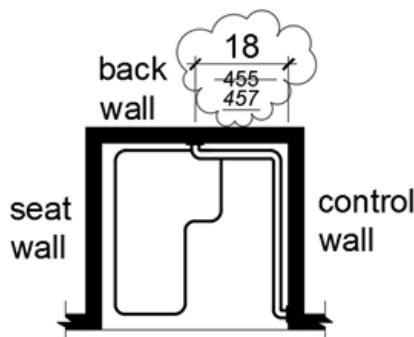
...

#### 11B-608.3 Grab bars. Grab bars .....

(begin knockout) ~~11B-608.3.1 Reserved.~~ (end knockout)

(begin underline) **11B-608.3.1 Transfer Type Shower Compartments.** In transfer type compartments, grab bars shall be provided across the control wall and back wall to a point 18 inches (457 mm) from the control wall. (end underline)

## RELATED ITEM 11B.18.01



(begin underline) **FIGURE 11B-608.3.1 GRAB BARS FOR TRANSFER TYPE SHOWERS** (end underline)

---

## ITEM 11B.19

### DIVISION 6: PLUMBING ELEMENTS AND FACILITIES

#### 11B-608 Shower compartments

...

**11B-608.4 Seats.** A folding seat shall be provided in roll-in type showers (begin underline) *and transfer type shower compartments.* (end underline) Seats shall comply with *Section 11B-610.*

**Exception:** In residential dwelling units, seats shall not be required in shower compartments provided that reinforcement has been installed in walls so as to permit the installation of seats complying with *Section 11B-608.4.*

---

## ITEM 11B.20

### DIVISION 6: PLUMBING ELEMENTS AND FACILITIES

#### 11B-608 Shower compartments

...

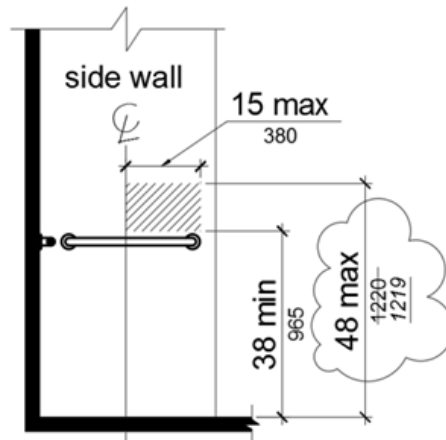
**11B-608.5 Controls.** Controls, faucets, and shower spray units shall comply with *Section 11B-309.4. Controls and faucets shall* (begin knockout) ~~*be of a single-lever design.*~~ (end knockout) (begin underline) *allow the user to close and open the water supply.* (end underline)

(begin knockout) ~~11B-608.5.1 Reserved.~~ (end knockout)



(begin underline) **11B-608.5.1 Transfer Type Shower Compartments.** In transfer type shower compartments, the controls, faucets, and shower spray unit shall be installed on the side wall opposite the seat 38 inches (965 mm) minimum and 48 inches (1219 mm) maximum above the shower floor and shall be located on the control wall 15 inches (380 mm) maximum from the centerline of the seat toward the shower opening. (end underline)

#### RELATED ITEM 11B.20.01



(begin underline) **FIGURE 11B-608.5.1 TRANSFER TYPE SHOWER COMPARTMENT CONTROL LOCATION** (end underline)

---

#### ITEM 11B.21

##### DIVISION 6: PLUMBING ELEMENTS AND FACILITIES

#### 11B-608 Shower compartments

...  
**11B-608.7 Thresholds.** Thresholds in roll-in type shower compartments shall be ½ inch (12.7 mm) high maximum in accordance with Section 11B-303. (begin underline) In transfer type shower compartments, thresholds ½ inch (12.7 mm) high maximum shall be beveled, rounded, or vertical. (end underline)

(begin strikeout) **Exception: Reserved.** (end strikeout)

(begin underline) **Exception:** A threshold 2 inches (51 mm) high maximum shall be permitted in transfer typ shower compartments in existing facilities where provision of a ½ inch (12.7 mm) high threshold would disturb the structural reinforcement of the floor slab. (end underline)

---

#### ITEM 11B.22

##### DIVISION 6: PLUMBING ELEMENTS AND FACILITIES

## 11B-610 Seats

...

**11B-610.3 Shower compartment seats.** A seat in a standard roll-in shower compartment shall be a folding type, shall be installed on the side wall adjacent to the controls, and shall extend from the back wall to a point within 3 inches (76 mm) of the compartment entry. A seat in an alternate roll-in type shower compartment shall be a folding type, shall be installed on the front wall opposite the back wall, and shall extend from the adjacent side wall to a point within 3 inches (76 mm) of the compartment entry. (begin underline) In transfer-type showers, the seat shall extend from the back wall to a point within 3 inches (76 mm) of the compartment entry. (end underline) The top of the seat shall be 17 inches (432 mm) minimum and 19 inches (483 mm) maximum above the bathroom finish floor. *When folded, the seat shall extend 6 inches (152 mm) maximum from the mounting wall.* Seats shall comply with Section 11B-610.3.1 or 11B-610.3.2.

---

## ITEM 11B.23

### DIVISION 7: COMMUNICATION ELEMENTS AND FEATURES

## 11B-703 Signs

...

### 11B-703.7 Symbols of accessibility.

...

#### 11B-703.7.2 Symbols

...

(begin strikeout) ~~**11B-703.7.2.7 Pedestrian traffic-control buttons.**~~  
~~*Pole-supported pedestrian traffic-control buttons shall be identified with color coding consisting of a textured horizontal yellow band 2 inches (51 mm) in width encircling the pole, and a 1-inch-wide (25 mm) dark border band above and below this yellow band. Color coding shall be placed immediately above the control button. Control buttons shall be located no higher than 48 inches (1219 mm) above the ground surface adjacent to the pole.*~~ (end strikeout)

---

## ITEM 11B.24

### DIVISION 8: SPECIAL ROOMS, SPACES, AND ELEMENTS

## 11B-812 Electric vehicle charging stations

...

### 11B-812.8 Identification signs.

...

**11B-812.8.7 Location.** Required identification signs shall be visible from the EVCS it serves. Signs shall be permanently posted either immediately adjacent to the vehicle space or within the projected vehicle space width at the head end of the vehicle space. Signs identifying van accessible vehicle spaces shall contain the designation "van accessible." Signs shall be 60 inches (1525 mm) minimum above the finish floor or ground surface measured to the bottom of the sign. Signs located within (begin strikeout) ~~an accessible route~~ (end strikeout) (begin underline) a circulation path (end underline) shall be 80 inches (2032 mm) minimum above the finish floor or ground surface measured to the bottom of the

*sign. Signs may also be permanently posted on a wall at the interior end of the vehicle space.*

---

---

Notation

Authority: Government Code Section 4450.

Reference(s): Government Code Sections 4450 through 4461, 12955.1(c) and 14679; Health and Safety Code Sections 18949.1, 19952 through 19959; and Vehicle Code Section 22511.8.