

# State Allocation Board Meeting Notice and Agenda



Lisa Silverman, Executive Officer  
Office of Public School Construction  
707 3rd Street, 4<sup>th</sup> Floor  
West Sacramento, CA 95605

Public Meeting  
Wednesday, June 28, 2023  
Department of General Services  
Ziggurat Building  
707 3<sup>rd</sup> Street, 4<sup>th</sup> Floor, Conference Room 4-221\*  
West Sacramento, CA 95605  
4:00 p.m.\*

The upcoming meeting of the State Allocation Board will be conducted by way of Zoom meeting and teleconference. This is consistent with Senate Bill 189 (Chapter 48, Statutes of 2022) to improve and enhance public access to state and local agency meetings during the COVID-19 pandemic and future state of emergencies by allowing broader access through teleconferencing options. The physical, publicly accessible teleconference location from which members of the public may observe and offer public comment is reflected above.

Interested persons may observe the meeting by going to Zoom Meeting at:

Join from a PC, Mac, iPad, iPhone or Android device:

<https://us06web.zoom.us/j/81790566609?pwd=a1B5eDFXZEJPRmREY1VSZGQ4VXUvQT09>

Passcode: 359870

Or Telephone:

Dial:

USA 213 787 0529 US Toll

USA 888 808 6929 US Toll-free

Conference code: 991990

The Board will meet in Closed Session pursuant to Government Code Section 11126(e)(1).

General Information

(916) 376-1771

For further information, please contact your Project Manager.

\*Meeting location and time subject to change.

Individuals who need auxiliary aids for effective participation are invited to make their requests and preferences known to Ms. Lisa Jones at (279) 946-8459 five days prior to the meeting.

A copy of the 10-Day Meeting Notice can be found on [OPSC's website](#).

# June 28, 2023

# AGENDA

## CLOSED SESSION

Pursuant to Government Code Section 11126(e)(1), the State Allocation Board will meet in Closed Session for the purpose of conferring with and receiving advice from legal counsel regarding pending litigation.

<u>SUBJECT</u>	<u>PRESENTER</u>	<u>PAGE</u>
Call Meeting to Order	Chair	
Roll Call	Secretary	
Table of Contents		i - ii
Alphabetical Listing		iii - vi
Minutes of May 31, 2023		1 - 11
Executive Officer Statement		12
 <b><u>CONSENT AGENDA</u></b>		
 <b><u>SCHOOL FACILITY PROGRAM</u></b>		
Resolution		13
Eligibility Approvals		14 - 31
Funding		32 - 97
Amended Approvals		98 - 100
 <b><u>CALIFORNIA PRESCHOOL, TRANSITIONAL KINDERGARTEN AND FULL-DAY KINDERGARTEN FACILITIES GRANT PROGRAM</u></b>		
Resolution		101
Amended Advance Designs		102 - 104
 <b><u>OTHER PROGRAMS</u></b>		
Exemption for Independent Study Facilities		105 - 107
Unused Sites Program		108

NEXT MONTHLY STATE ALLOCATION BOARD MEETING – AUGUST 23, 2023

# June 28, 2023

# AGENDA

---

<b><u>SUBJECT</u></b>	<b><u>PAGE</u></b>
<b><u>FINANCIAL REPORTS</u></b>	109 - 128
<b><u>ACTION ITEMS</u></b>	
TRONA JOINT UNIFIED/SAN BERNARDINO 51/67892-00-001 To request State Allocation Board approval of the District's request for approval of the New School Project Excessive Cost Hardship grant as part of the Apportionment for its Facility Hardship Program replacement funding application at Trona High School, despite the District's request to retain an existing storage building with restroom facilities and football field.	129 - 144
<b><u>REPORTS, DISCUSSIONS, AND INFORMATION ITEMS</u></b>	
State Allocation Board Three-Month Projected Workload	145
Dates for 2023 State Allocation Board Meetings	146
School Facility Program Unfunded List (Regulation Section 1859.95)	147 - 150
School Facility Program Workload List	151 - 158
California Preschool, Transitional Kindergarten and Full-Day Kindergarten Facilities Grant Workload List	159 - 169
School Facility Program Acknowledged List (Regulation Section 1859.95.1)	170 - 194
Facility Hardship/Rehabilitation Approvals Without Funding	195 - 196
Financial Hardship Regulation Section 1859.81	197 - 200

# June 28, 2023

# AGENDA

<b>School District</b>	<b>County</b>	<b>Category</b>	<b>Page No.</b>
ALTA VISTA ELEMENTARY	TULARE	SFP - Mod.	Consent 32
AZUSA UNIFIED	LOS ANGELES	SFP - Mod.	Consent 17
AZUSA UNIFIED	LOS ANGELES	SFP - Mod.	Consent 32
BALLICO-CRESSEY ELEM.	MERCED	SFP - New Constr.	Consent 32
CENTER JOINT UNIFIED	SACRAMENTO	SFP - Mod.	Consent 14
CHICAGO PARK ELEM.	NEVADA	SFP - Mod.	Consent 32
COLUSA UNIFIED	COLUSA	SFP - Mod.	Consent 14/17
COLUSA UNIFIED	COLUSA	SFP - Mod.	Consent 32
COLUSA UNIFIED	COLUSA	SFP - Mod.	Consent 32
COLUSA UNIFIED	COLUSA	SFP - Mod.	Consent 32
DESERT SANDS UNIFIED	RIVERSIDE	SFP - Mod.	Consent 14
DESERT SANDS UNIFIED	RIVERSIDE	SFP - Mod.	Consent 32
DESERT SANDS UNIFIED	RIVERSIDE	SFP - Mod.	Consent 32
EL TEJON UNIFIED	KERN	SFP - Mod.	Consent 14/17
EL TEJON UNIFIED	KERN	SFP - Mod.	Consent 32
EL TEJON UNIFIED	KERN	SFP - Mod.	Consent 32
EL TEJON UNIFIED	KERN	SFP - Mod.	Consent 32
ELK GROVE UNIFIED	SACRAMENTO	SFP - Mod.	Consent 17
ELK GROVE UNIFIED	SACRAMENTO	SFP - New Constr.	Consent 17
ELK GROVE UNIFIED	SACRAMENTO	SFP - New Constr.	Consent 32
ELK GROVE UNIFIED	SACRAMENTO	SFP - Mod.	Consent 32
ETIWANDA ELEMENTARY	SAN BERNARDINO	SFP - Mod.	Consent 14
ETIWANDA ELEMENTARY	SAN BERNARDINO	SFP - Mod.	Consent 32
EUREKA CITY SCHOOLS	HUMBOLDT	SFP - Mod.	Consent 17
EUREKA CITY SCHOOLS	HUMBOLDT	SFP - Mod.	Consent 32
FAIRFIELD-SUISUN UNIFIED	SOLANO	SFP - New Constr.	Consent 32
FRESNO UNIFIED	FRESNO	Continued Use	Consent 105
FOLSOM-CORDOVA UNIFIED	SACRAMENTO	SFP - New Constr.	Consent 17
FOLSOM-CORDOVA UNIFIED	SACRAMENTO	SFP - New Constr.	Consent 32
GARDEN GROVE UNIFIED	ORANGE	SFP - Mod.	Consent 32
GARDEN GROVE UNIFIED	ORANGE	SFP - Mod.	Consent 32
GARDEN GROVE UNIFIED	ORANGE	SFP - Mod.	Consent 32

# June 28, 2023 AGENDA

<b>School District</b>	<b>County</b>	<b>Category</b>	<b>Page No.</b>
HANFORD ELEMENTARY	KINGS	SFP - Mod.	Consent 14/17
HANFORD ELEMENTARY	KINGS	SFP - Mod.	Consent 32
HANFORD ELEMENTARY	KINGS	SFP - Mod.	Consent 32
KERN HIGH	KERN	SFP - Mod.	Consent 17
KERN HIGH	KERN	SFP - Mod.	Consent 32
LEWISTON ELEMENTARY	TRINITY	SFP - Mod.	Consent 100
LINDSAY UNIFIED	TULARE	FDK - New Constr.	Consent 102
LONG BEACH UNIFIED	LOS ANGELES	SFP - New Constr.	Consent 17
LONG BEACH UNIFIED	LOS ANGELES	SFP - New Constr.	Consent 32
LOS ANGELES UNIFIED	LOS ANGELES	SFP - Mod.	Consent 17
LOS ANGELES UNIFIED	LOS ANGELES	SFP - Mod.	Consent 32
LOS BANOS UNIFIED	MERCED	SFP - New Constr.	Consent 32
LUCIA MAR UNIFIED	SAN LUIS OBISPO	SFP - Mod.	Consent 14/17
LUCIA MAR UNIFIED	SAN LUIS OBISPO	SFP - Mod.	Consent 32
LUCIA MAR UNIFIED	SAN LUIS OBISPO	SFP - Mod.	Consent 32
LUCIA MAR UNIFIED	SAN LUIS OBISPO	SFP - New Constr.	Consent 17
LUTHER BURBANK ELEM.	SANTA CLARA	FDK - New Constr.	Consent 104
MONTEREY PENINSULA UNIF.	MONTEREY	SFP - Mod.	Consent 32
MONTEREY PENINSULA UNIF.	MONTEREY	SFP - Mod.	Consent 32
MONTEREY PENINSULA UNIF.	MONTEREY	SFP - Mod.	Consent 32
MORAGA ELEMENTARY	CONTRA COSTA	SFP - Mod.	Consent 17
MORAGA ELEMENTARY	CONTRA COSTA	SFP - Mod.	Consent 32
MORENO VALLEY UNIFIED	RIVERSIDE	SFP - Mod.	Consent 14/17
MORENO VALLEY UNIFIED	RIVERSIDE	SFP - Mod.	Consent 32
MORENO VALLEY UNIFIED	RIVERSIDE	SFP - Mod.	Consent 32
NEWPORT-MESA UNIFIED	ORANGE	SFP - Mod.	Consent 17
NEWPORT-MESA UNIFIED	ORANGE	SFP - Mod.	Consent 32
PALM SPRINGS UNIFIED	RIVERSIDE	SFP - New Constr.	Consent 17
PALM SPRINGS UNIFIED	RIVERSIDE	SFP - New Constr.	Consent 32
PANAMA-BUENA VISTA UNION	KERN	SFP - Mod.	Consent 17
PANAMA-BUENA VISTA UNION	KERN	SFP - Mod.	Consent 32
PLAZA ELEMENTARY	GLENN	SFP - New Constr.	Consent 98

# June 28, 2023 AGENDA

<b>School District</b>	<b>County</b>	<b>Category</b>	<b>Page No.</b>
RIVERSIDE UNIFIED	RIVERSIDE	SFP - Mod.	Consent 32
RIVERSIDE UNIFIED	RIVERSIDE	SFP - Mod.	Consent 32
RIVERSIDE UNIFIED	RIVERSIDE	SFP - New Constr.	Consent 32
RIVERSIDE UNIFIED	RIVERSIDE	SFP - New Constr.	Consent 32
RIVERSIDE UNIFIED	RIVERSIDE	SFP - Mod.	Consent 32
RIVERSIDE UNIFIED	RIVERSIDE	SFP - Mod.	Consent 17
RIVERSIDE UNIFIED	RIVERSIDE	SFP - New Constr.	Consent 17
ROCKLIN UNIFIED	PLACER	SFP - New Constr.	Consent 17
ROCKLIN UNIFIED	PLACER	SFP - New Constr.	Consent 32
SACRAMENTO CITY UNIFIED	SACRAMENTO	SFP - Mod.	Consent 32
SACRAMENTO CITY UNIFIED	SACRAMENTO	SFP - Mod.	Consent 32
SACRAMENTO CITY UNIFIED	SACRAMENTO	SFP - New Constr.	Consent 17
SADDLEBACK VALLEY UNIFIED	ORANGE	SFP - Mod.	Consent 14
SAN BERNARDINO CITY UNIF.	SAN BERNARDINO	SFP - Mod.	Consent 32
SAN BERNARDINO CITY UNIF.	SAN BERNARDINO	SFP - Mod.	Consent 17
SAN FRANCISCO UNIFIED	SAN FRANCISCO	SFP - Mod.	Consent 32
SAN FRANCISCO UNIFIED	SAN FRANCISCO	SFP - Mod.	Consent 32
SAN FRANCISCO UNIFIED	SAN FRANCISCO	SFP - Mod.	Consent 14/17
SAN JOSE UNIFIED	SANTA CLARA	SFP - Mod.	Consent 17
SAN JOSE UNIFIED	SANTA CLARA	SFP - Mod.	Consent 32
SAN JOSE UNIFIED	SANTA CLARA	SFP - Mod.	Consent 32
STOCKTON UNIFIED	SAN JOAQUIN	SFP - New Constr.	Consent 32
STOCKTON UNIFIED	SAN JOAQUIN	SFP - Mod.	Consent 99
TAHOE-TRUCKEE UNIFIED	PLACER	SFP - Mod.	Consent 14/17
TAHOE-TRUCKEE UNIFIED	PLACER	SFP - Mod.	Consent 32
VENTURA UNIFIED	VENTURA	SFP - New Constr.	Consent 17
VENTURA UNIFIED	VENTURA	SFP - New Constr.	Consent 32
VISTA DEL MAR UNION ELEM.	SANTA BARBARA	Unused Sites	Consent 108
WALNUT VALLEY UNIFIED	LOS ANGELES	SFP - Mod.	Consent 17
WALNUT VALLEY UNIFIED	LOS ANGELES	SFP - Mod.	Consent 32
WASHINGTON UNIFIED	YOLO	SFP - Mod.	Consent 17
WASHINGTON UNIFIED	YOLO	SFP - Mod.	Consent 32

# June 28, 2023

# AGENDA

<b>School District</b>	<b>County</b>	<b>Category</b>	<b>Page No.</b>
WESTERN PLACER UNIFIED	PLACER	SFP - New Constr.	Consent 32
WESTERN PLACER UNIFIED	PLACER	SFP - New Constr.	Consent 32
WESTERN PLACER UNIFIED	PLACER	SFP - New Constr.	Consent 17
WHEATLAND UNION HIGH	YUBA	SFP - Mod.	Consent 32
WHITTIER CITY	LOS ANGELES	SFP - Mod.	Consent 14/17
WHITTIER CITY	LOS ANGELES	SFP - Mod.	Consent 32
WHITTIER CITY	LOS ANGELES	SFP - Mod.	Consent 32
WHITTIER CITY	LOS ANGELES	SFP - Mod.	Consent 32



# OPSC PROGRAM CODES

## SCHOOL FACILITY PROGRAM (SFP)

- 50 – NEW CONSTRUCTION
- 51 – FACILITY HARDSHIP NEW CONSTRUCTION
- 52 – SFP JOINT-USE
- 53 – CRITICALLY OVERCROWDED SCHOOLS
- 54 – CHARTER SCHOOL FACILITIES PROGRAM
- 55 – CAREER TECH NEW CONSTRUCTION
- 56 – OVERCROWDING RELIEF GRANT PROGRAM
- 57 – MODERNIZATION
- 58 – FACILITY HARDSHIP MODERNIZATION
- 59 – CAREER TECH MODERNIZATION

## OTHER PROGRAMS

- 25 – STATE RELOCATABLE CLASSROOM PROGRAM
- 34 – AIR CONDITIONING AND/OR INSULATION PROGRAM
- 40 – DEFERRED MAINTENANCE PROGRAM
- 61 – EMERGENCY REPAIR PROGRAM
- 70 – FULL-DAY KINDERGARTEN FACILITIES GRANT PROGRAM NEW  
CONSTRUCTION
- 71 – FULL-DAY KINDERGARTEN FACILITIES GRANT PROGRAM RETROFIT

# Minutes

# MINUTES

## State Allocation Board

### May 31, 2023

Upon notice duly given, the meeting of the State Allocation Board (SAB) was held at the Department of General Services, Ziggurat Building, located at 707 3<sup>rd</sup> Street, 4<sup>th</sup> Floor, Room 4-221, in West Sacramento, California on May 31, 2023 at 4:00 p.m.

Ms. Gayle Miller, the SAB Chair, announced that pursuant to Senate Bill 189 (Chapter 48, Statutes of 2022) this meeting would be conducted by way of teleconference/Zoom meeting. The meeting was physically webcast from Room 4-221 in the Ziggurat Building in West Sacramento for anyone that would have liked to provide public comment in person.

Members of the SAB were present in order to establish a quorum for the meeting as follows:

- Gayle Miller, Chief Deputy Director, Policy, Department of Finance, designated representative for Joe Stephenshaw, Director, Department of Finance
- Ana Lasso, Director, Department of General Services
- Abel Guillen, Deputy Superintendent of Public Instruction, Operations & Administration Branch, California Department of Education (CDE), designated representative for Tony Thurmond, Superintendent of Public Instruction
- Jeremy Smith, Governor's appointee
- Assembly Member Al Muratsuchi
- Assembly Member Laurie Davies

Members of the SAB absent were as follows:

- Senator Scott Wilk
- Senator John Laird
- Senator Josh Newman
- Assembly Member Mia Bonta

Representative of the SAB was as follows:

- Lisa Silverman, Executive Officer

Representatives of the Department of General Services, Office of Public School Construction (OPSC), were as follows:

- Lisa Silverman, Executive Officer
- Barbara Kampmeiner, Deputy Executive Officer

Representative of the Department of General Services, Office of Legal Services, was as follows:

- Ephraim Egan, Staff Counsel

The Chair began the SAB meeting as a sub-committee on non-action items because a quorum could not be established at 4:00 p.m. Soon after and with a quorum present, Ms. Miller, Chair, called the meeting to order at 4:17 p.m.

**PRIOR MINUTES**

A motion was made, and seconded, to approve the April 26, 2023 meeting Minutes. The Chair called for a roll-call vote and the motion carried per the following votes:

<b>MEMBER</b>	<b>AYE</b>	<b>NAY</b>	<b>ABSTAIN</b>	<b>ABSENT</b>
<b>Senator Wilk</b>				X
<b>Senator Laird</b>				X
<b>Senator Newman</b>				X
<b>Assembly Member Bonta</b>				X
<b>Assembly Member Muratsuchi</b>	X			
<b>Assembly Member Davies</b>	X			
<b>Abel Guillen</b>	X			
<b>Jeremy Smith</b>	X			
<b>Ana Lasso</b>	X			
<b>Gayle Miller</b>	X			
<b>Total</b>	6			4

**Motion:**

Carried  X

Failed      

**EXECUTIVE OFFICER’S STATEMENT**

The Executive Officer informed the SAB of the following:

Upcoming Priority Funding Filing Round

The 25<sup>th</sup> Priority Funding filing period began on May 10, 2023 and will close on June 8, 2023. Applicants are encouraged to submit Priority Funding requests electronically through OPSC Online. All requests must be received by OPSC before the end of the day on June 8, 2023. These requests will be valid from July 1, 2023 through December 31, 2023.

Sustainable Facilities Forum

OPSC participated in Green Technology’s Sustainable Facilities Forum on May 18, 2023. OPSC provided an overview of the School Facility Program as well as guidance for how to include green energy properties in project planning. A video of the presentation has been uploaded to [OPSC’s YouTube](#) page.

Next SAB Meeting

The SAB and stakeholders were reminded that the next SAB meeting would be Wednesday, June 28, 2023 at 4:00 p.m. The meeting will be conducted by way of Zoom meeting and teleconference. Senate Bill 189 (Chapter 48, Statutes of 2022) permits the SAB to resume meetings remotely through June 30, 2023.

**CONSENT ITEMS**

A motion was made, and seconded, to approve the Consent calendar as presented. The Chair called for a roll-call vote and the motion carried per the following votes:

<b>MEMBER</b>	<b>AYE</b>	<b>NAY</b>	<b>ABSTAIN</b>	<b>ABSENT</b>
<b>Senator Wilk</b>				X
<b>Senator Laird</b>				X
<b>Senator Newman</b>				X
<b>Assembly Member Bonta</b>				X
<b>Assembly Member Muratsuchi</b>	X			
<b>Assembly Member Davies</b>	X			
<b>Abel Guillen</b>	X			
<b>Jeremy Smith</b>	X			
<b>Ana Lasso</b>	X			
<b>Gayle Miller</b>	X			
<b>Total</b>	6			4

**Motion:**

Carried X

Failed     

**FINANCIAL REPORTS**

The SAB accepted the Financial Reports as presented.

**APPEAL ITEMS**

***Brawley Elementary/Imperial 50/63073-00-002***

A motion was made, and seconded, to approve the District's appeal request for a change in scope for a School Facility Program application that received New Construction funding at La Paloma Middle School. The Chair called for a roll-call vote and the motion carried per the following votes:

<b>MEMBER</b>	<b>AYE</b>	<b>NAY</b>	<b>ABSTAIN</b>	<b>ABSENT</b>
<b>Senator Wilk</b>				X
<b>Senator Laird</b>				X
<b>Senator Newman</b>				X
<b>Assembly Member Bonta</b>				X
<b>Assembly Member Muratsuchi</b>	X			
<b>Assembly Member Davies</b>	X			
<b>Abel Guillen</b>	X			
<b>Jeremy Smith</b>	X			
<b>Ana Lasso</b>	X			
<b>Gayle Miller</b>	X			
<b>Total</b>	6			4

**Motion:**

Carried X

Failed

**APPEAL ITEMS** (cont.)

***Livingston Union Elementary/Merced 70/65748-00-001***

A motion was made, and seconded, to approve the District’s appeal request for an extension to the deadline for the District to submit required plan approvals and to approve the retention of the full-funding Apportionment for its California Preschool, Transitional Kindergarten and Full-Day Kindergarten Facilities Grant Program project at Campus Park Elementary School. The Chair called for a roll-call vote and the motion carried per the following votes:

<b>MEMBER</b>	<b>AYE</b>	<b>NAY</b>	<b>ABSTAIN</b>	<b>ABSENT</b>
<b>Senator Wilk</b>				X
<b>Senator Laird</b>				X
<b>Senator Newman</b>				X
<b>Assembly Member Bonta</b>				X
<b>Assembly Member Muratsuchi</b>	X			
<b>Assembly Member Davies</b>	X			
<b>Abel Guillen</b>	X			
<b>Jeremy Smith</b>	X			
<b>Ana Lasso</b>	X			
<b>Gayle Miller</b>	X			
<b>Total</b>	6			4

**Motion:**

Carried  X   
 Failed    

**REPORTS, DISCUSSION, AND INFORMATION ITEMS**

The SAB acknowledged the following reports:

- ***State Allocation Board Three-Month Projected Workload***
- ***State Allocation Board Meeting Dates for the 2023 Calendar Year***
- ***School Facility Program Unfunded List as of April 26, 2023***
- ***School Facility Program Workload List of Applications Received Through April 30, 2023***
- ***California Preschool, Transitional Kindergarten and Full-Day Kindergarten Facilities Grant Program Workload List of Applications Received Through April 30, 2023***
- ***School Facility Program Applications Received Beyond Bond Authority List as of April 30, 2023***
- ***Facility Hardship/Rehabilitation Approvals Without Funding as of April 26, 2023***

**CLOSED SESSION**

The Chair announced that there would be no closed session held at this meeting.

**ADJOURNMENT**

There being no further business to come before the SAB, the Chair adjourned the meeting at 4:31 p.m.

A handwritten signature in black ink, appearing to read "Jacob Silverman". The signature is written in a cursive style with a large, sweeping initial "J".

# ATTACHMENT A

Approved Consent Items on 05/31/2023

<b>Program</b>	<b>Application No.</b>	<b>School District</b>	<b>County Name</b>
SFP - Mod.	58/69856-00-001	ANDERSON UNION HIGH	SHASTA
SFP – Mod.	57/64279-00-000	AZUSA UNIFIED	LOS ANGELES
SFP – Mod.	57/64279-00-026	AZUSA UNIFIED	LOS ANGELES
SFP – Mod.	57/64279-00-027	AZUSA UNIFIED	LOS ANGELES
SFP - Charter	54/69914-00-001	CASCADE UNION ELEMENTARY	SHASTA
SFP – New Constr.	50/62117-00-000	CLOVIS UNIFIED	FRESNO
SFP – New Constr.	50/62117-00-025	CLOVIS UNIFIED	FRESNO
SFP – New Constr.	50/62117-00-026	CLOVIS UNIFIED	FRESNO
SFP – New Constr.	50/62117-00-027	CLOVIS UNIFIED	FRESNO
SFP – New Constr.	50/62117-00-028	CLOVIS UNIFIED	FRESNO
SFP – Mod.	57/67033-00-000	CORONA-NORCO UNIFIED	RIVERSIDE
SFP – Mod.	57/67033-00-022	CORONA-NORCO UNIFIED	RIVERSIDE
SFP – Mod.	57/64444-00-000	CULVER CITY UNIFIED	LOS ANGELES
SFP – Mod.	57/64444-00-017	CULVER CITY UNIFIED	LOS ANGELES
SFP – Mod.	58/61432-00-001	DURHAM UNIFIED	BUTTE
SFP – Mod.	57/61176-00-000	FREMONT UNIFIED	ALAMEDA
SFP – Mod.	57/61176-00-055	FREMONT UNIFIED	ALAMEDA
SFP – New Constr.	50/69468-04-000	FREMONT UNION HIGH	SANTA CLARA



# ATTACHMENT A

Approved Consent Items on 05/31/2023

<b>Program</b>	<b>Application No.</b>	<b>School District</b>	<b>County Name</b>
SFP – Mod.	58/69468-00-002	FREMONT UNION HIGH	SANTA CLARA
SFP – Mod.	57/67348-00-004	GALT JOINT UNION ELEMENTARY	SACRAMENTO
SFP – Mod.	57/67348-00-000	GALT JOINT UNION ELEMENTARY	SACRAMENTO
SFP - Mod.	57/66332-00-000	GRASS VALLEY ELEMENTARY	NEVADA
SFP - Mod.	57/66332-00-003	GRASS VALLEY ELEMENTARY	NEVADA
SFP – Mod.	57/66332-00-004	GRASS VALLEY ELEMENTARY	NEVADA
SFP - New Constr.	50/75044-00-000	HESPERIA UNIFIED	SAN BERNARDINO
SFP – New Constr.	50/75044-00-036	HESPERIA UNIFIED	SAN BERNARDINO
SFP – New Constr.	51/67090-00-001	JURUPA UNIFIED	RIVERSIDE
SFP – New Constr.	50/10157-98-006	KERN COUNTY OFFICE OF EDUCATION	KERN
SFP – New Constr.	50/63529-00-000	KERN HIGH	KERN
SFP – Mod.	57/63529-00-000	KERN HIGH	KERN
SFP – New Constr.	50/63529-00-012	KERN HIGH	KERN
SFP – Mod.	57/63529-00-012	KERN HIGH	KERN
SFP – New Constr.	50/64683-00-000	LAS VIRGENES UNIFIED	LOS ANGELES
SFP - Mod.	57/64733-00-726	LOS ANGELES UNIFIED	LOS ANGELES
SFP - Mod.	57/64733-00-000	LOS ANGELES UNIFIED	LOS ANGELES
SFP - Charter	54/64733-00-103	LOS ANGELES UNIFIED	LOS ANGELES

# ATTACHMENT A

Approved Consent Items on 05/31/2023

<b>Program</b>	<b>Application No.</b>	<b>School District</b>	<b>County Name</b>
SFP – Mod.	57/64733-00-724	LOS ANGELES UNIFIED	LOS ANGELES
SFP – Mod.	57/64733-00-725	LOS ANGELES UNIFIED	LOS ANGELES
SFP – New Constr.	50/65755-00-000	LOS BANOS UNIFIED	MERCED
SFP – New Constr.	50/65755-00-014	LOS BANOS UNIFIED	MERCED
SFP – Mod.	57/70417-00-000	MONTAGUE ELEMENTARY	SISKIYOU
SFP – Mod.	57/70417-00-002	MONTAGUE ELEMENTARY	SISKIYOU
SFP – Mod.	57/67124-00-000	MORENO VALLEY UNIFIED	RIVERSIDE
SFP – New Constr.	50/67124-00-000	MORENO VALLEY UNIFIED	RIVERSIDE
SFP – Mod.	57/67124-00-017	MORENO VALLEY UNIFIED	RIVERSIDE
SFP – Mod.	57/67124-00-018	MORENO VALLEY UNIFIED	RIVERSIDE
SFP – Mod.	57/67124-00-019	MORENO VALLEY UNIFIED	RIVERSIDE
SFP – Mod.	57/67124-00-020	MORENO VALLEY UNIFIED	RIVERSIDE
SFP – Mod.	57/67124-00-021	MORENO VALLEY UNIFIED	RIVERSIDE
SFP – Mod.	57/67124-00-022	MORENO VALLEY UNIFIED	RIVERSIDE
SFP – Mod.	57/67124-00-023	MORENO VALLEY UNIFIED	RIVERSIDE
SFP – Mod.	57/67124-00-024	MORENO VALLEY UNIFIED	RIVERSIDE
SFP – Mod.	57/67124-00-025	MORENO VALLEY UNIFIED	RIVERSIDE
SFP – New Constr.	50/65417-00-000	NOVATO UNIFIED	MARIN

# ATTACHMENT A

Approved Consent Items on 05/31/2023

<b>Program</b>	<b>Application No.</b>	<b>School District</b>	<b>County Name</b>
SFP – Mod.	57/65417-00-000	NOVATO UNIFIED	MARIN
SFP – Mod.	57/65417-00-026	NOVATO UNIFIED	MARIN
SFP – Mod.	57/65417-00-025	NOVATO UNIFIED	MARIN
SFP - Charter	54/61259-13-002	OAKLAND UNIFIED	ALAMEDA
SFP – New Constr.	50/66621-00-000	ORANGE UNIFIED	ORANGE
SFP – Mod.	57/66621-00-000	ORANGE UNIFIED	ORANGE
SFP – Mod.	57/66621-00-058	ORANGE UNIFIED	ORANGE
SFP – New Constr.	50/61275-00-000	PIEDMONT CITY UNIFIED	ALAMEDA
SFP – New Constr.	50/61275-00-003	PIEDMONT CITY UNIFIED	ALAMEDA
SFP – Mod.	57/66894-00-000	PLACER UNION HIGH	PLACER
SFP – Mod.	57/66894-00-015	PLACER UNION HIGH	PLACER
SFP – Mod.	57/69005-00-000	REDWOOD CITY ELEMENTARY	SAN MATEO
SFP – Mod.	57/69005-00-007	REDWOOD CITY ELEMENTARY	SAN MATEO
SFP – Mod.	57/66928-00-007	ROSEVILLE JOINT UNION HIGH	PLACER
SFP – New Constr.	51/67876-00-002	SAN BERNARDINO CITY UNIFIED	SAN BERNARDINO
SFP – Mod.	57/68338-00-000	SAN DIEGO UNIFIED	SAN DIEGO
SFP - Charter	54/68338-00-004	SAN DIEGO UNIFIED	SAN DIEGO
SFP - Charter	54/68338-00-005	SAN DIEGO UNIFIED	SAN DIEGO

# ATTACHMENT A

Approved Consent Items on 05/31/2023

<b>Program</b>	<b>Application No.</b>	<b>School District</b>	<b>County Name</b>
SFP - Charter	54/68338-00-006	SAN DIEGO UNIFIED	SAN DIEGO
SFP - Charter	54/68338-00-008	SAN DIEGO UNIFIED	SAN DIEGO
SFP - Charter	54/68338-00-003	SAN DIEGO UNIFIED	SAN DIEGO
SFP – Mod.	57/69666-00-000	SAN JOSE UNIFIED	SANTA CLARA
SFP – Mod.	57/69666-00-052	SAN JOSE UNIFIED	SANTA CLARA
SFP - New Constr.	50/73791-00-015	SAN MARCOS UNIFIED	SAN DIEGO
SFP – New Constr.	50/62414-00-000	SANGER UNIFIED	FRESNO
SFP – New Constr.	50/62414-00-026	SANGER UNIFIED	FRESNO
SFP – New Constr.	50/62414-00-027	SANGER UNIFIED	FRESNO
SFP - Charter	54/70136-02-001	SHASTA UNION HIGH	SHASTA
SFP – Mod.	57/68676-00-000	STOCKTON UNIFIED	SAN JOAQUIN
SFP – Mod.	57/68676-00-042	STOCKTON UNIFIED	SAN JOAQUIN
SFP – New Constr.	50/72223-00-002	TRAVER JOINT ELEMENTARY	TULARE
SFP – Mod.	57/10546-00-007	TULARE COUNTY OFFICE OF EDUCATION	TULARE
SFP – Mod.	57/73643-00-000	TUSTIN UNIFIED	ORANGE
SFP – New Constr.	50/72256-00-000	VISALIA UNIFIED	TULARE
SFP - Charter	54/72256-00-002	VISALIA UNIFIED	TULARE
SFP - Charter	54/72256-00-001	VISALIA UNIFIED	TULARE

# ATTACHMENT A

Approved Consent Items on 05/31/2023

<b>Program</b>	<b>Application No.</b>	<b>School District</b>	<b>County Name</b>	
SFP – Mod.	57/72694-00-000	WASHINGTON UNIFIED	YOLO	
SFP – Mod.	57/72694-00-018	WASHINGTON UNIFIED	YOLO	
SFP – Mod.	57/10587-00-005	YUBA COUNTY OFFICE OF EDUCATION	YUBA	
<del>SFP – New Constr.</del>	<del>50/10587-00-008</del>	<del>YUBA COUNTY OFFICE OF EDUCATION</del>	<del>YUBA</del>	<del>Withdrawn</del>
<del>SFP – New Constr.</del>	<del>50/10587-00-003</del>	<del>YUBA COUNTY OFFICE OF EDUCATION</del>	<del>YUBA</del>	<del>Withdrawn</del>

# Executive Officer Statement

EXECUTIVE OFFICER STATEMENT  
State Allocation Board Meeting, June 28, 2023

**OPSC OUTREACH FOR PUBLIC SCHOOLS ON MILITARY INSTALLATIONS**

On June 8, OPSC joined the Department of Defense's (DOD) Federal Evaluation Team (FET) and Central Union Elementary School District representatives on the final site evaluation of Neutra Elementary School located on Naval Air Station Lemoore. This was the final walkthrough prior to DOD's approval or design and construction funding under the Public Schools on Military Installations (PSMI) Program. In 2022, the Board approved the District's appeal for financial hardship status under "other evidence". The Board's approval was a key factor in DOD's preliminary plan approval of the project. The District has plans that are currently being reviewed and awaiting approval from the Division of the State Architect (DSA); upon approval of the plans by DSA the district will submit a full construction funding through the School Facility Program.

On July 17 and 18, OPSC, along with the Department of Finance and the Office of Local Defense Community Cooperation, will be visiting past, present, and future projects under the PSMI program to assist with potential funding opportunities from Board-administered programs. Nine sites for three school districts will be toured on Vandenberg Space Force Base, Marine Corps Base Camp Pendleton, Marine Corps Air Station Miramar, and Naval Base San Diego.

**SEISMIC SAFETY COMMISSION**

The Seismic Safety Commission (SSC), as part of the California Office of Emergency Services, is required to provide annual reporting in alignment with Assembly Bill 100 (Statutes of 2020). As part of its annual reporting requirement, the SSC has requested OPSC to provide a report that outlines OPSC's role with funding from the Seismic Mitigation Program. OPSC will be presenting the report to the SSC as part of its meeting on July 20, 2023.

**NEXT MEETING**

No meeting will be held in July 2023. The next meeting is scheduled for Wednesday, August 23, 2023 at 4 p.m.

# Consent



State of California  
State Allocation Board  
School Facility Program

This Resolution of the State Allocation Board (hereafter referred to as the "Board") is applicable to the appropriate sections of the Education Code and is described and filed in the office of the Executive Officer and will be made available to all interested parties as the Resolution pertains to the documents attached hereto. Said documents were acted upon by the Board at its meeting on June 28, 2023.

WHEREAS, the Board has previously approved or determined to be approvable a number of projects for construction or modernization eligibility of facilities for school districts and is making apportionments and/or unfunded approvals for the grant amounts for projects that meet the Board's criteria for the apportionment of grants pursuant to Education Code Sections 17072.10, 17078.52, 17078.70, 17079 or 17074.10 or Board Regulations 1859.81.1 or 1859.83;

WHEREAS, Treasury Regulations Section 1.150-2 require the State (on whose behalf the Board is acting) to declare its reasonable intent to provide grant funding to school districts, in accordance with Board policy and law, for costs of the projects with proceeds of State bonds;

NOW THEREFORE, BE IT RESOLVED:

1. This Resolution is adopted by the Board for the purposes of establishing compliance with Treasury Regulations Section 1.150-2, and this Resolution does not bind the Board to make any additional apportionment, or bind the State to incur any indebtedness.
2. The Board anticipates that some or all of the school districts listed on the list of "Projects" referred to in this Resolution will pay certain capital expenditures in connection with some or all of the project costs prior to the issuance of bonds by the State to pay for the grants for the projects. The reimbursement of such costs is consistent with the State's budgetary and financial circumstances, and in accordance with Board policy, as no other funds or accounts of the State have been budgeted or are available to pay the costs of the projects on either a short-term or a long-term basis.
3. The Board, acting on behalf of the State, hereby declares that it is the State's official intent to use proceeds of general obligation bonds and/or General Fund proceeds that may become available for such purpose, consistent with the requirements of law that are in effect at the time the funds are available, to provide grants in accordance with applicable laws and regulations.
4. This Resolution shall be continuously available for inspection by the general public during normal business hours at the offices of the Board at 707 3<sup>rd</sup> Street, West Sacramento, California, commencing within one week after the date of enactment of this Resolution.
5. Any eligibility determination does not constitute a commitment of future funding by the Board.

I, the undersigned, duly authorized as the Executive Officer of the State Allocation Board, do hereby certify the foregoing to be true and correct, and that this Resolution was adopted at a meeting of said Board on June 28, 2023 at West Sacramento, California.



Lisa Silverman  
Executive Officer  
State Allocation Board

# SCHOOL FACILITY PROGRAM ELIGIBILITY ESTABLISHMENTS

## PURPOSE OF REPORT

To present the Districts' requests for School Facility Program (SFP) eligibility approval.

## DESCRIPTION

The school districts shown in the following sections have complied with State Allocation Board (Board) regulations regarding new construction or modernization eligibility determinations for the projects listed.

## RECOMMENDATIONS

1. Approve the eligibility determinations for the districts/projects shown on the Attachment.
2. Provide that this approval of eligibility determination for the districts/projects listed does not constitute a commitment for future funding by the Board.
3. For purposes of any application for funding, provide that the district must comply with all requirements of law and regulations pertaining to the SFP.

## ELIGIBILITY APPROVALS MODERNIZATION

<u>District</u>	<u>School Name</u>	<u>County</u>	<u>Application Number</u> <u>57/</u>	<u>Justification Document</u> <u>Date</u>	<u>Site Baseline Eligibility</u> <u>K-6</u>	<u>Site Baseline Eligibility</u> <u>7-8</u>	<u>Site Baseline Eligibility</u> <u>9-12</u>	<u>Site Baseline Eligibility</u> <u>Non-Severe</u>	<u>Site Baseline Eligibility</u> <u>Severe</u>
Center Joint Unified	Oak Hill Kindergarten	Sacramento	73973-00-000	5/3/2023	738	0	0	0	0
Colusa Unified	Burchfield (James M.) Primary	Colusa	61598-00-000	4/17/2023	400	0	0	6	0
Colusa Unified	Colusa High	Colusa	61598-00-000	4/19/2023	0	0	366	4	1
Colusa Unified	Egling (George T.) Middle	Colusa	61598-00-000	4/17/2023	350	198	0	9	6
Desert Sands Unified	Indio Middle	Riverside	67058-00-000	4/19/2023	0	802	0	38	0
El Tejon Unified	El Tejon Elementary	Kern	75168-00-000	3/13/2023	94	111	0	0	0
El Tejon Unified	Frazier Mountain High	Kern	75168-00-000	3/10/2023	0	0	189	0	0
Etiwanda Elementary	Windrows Elementary	San Bernardino	67702-00-000	4/19/2023	575	0	0	13	18
Hanford Elementary	George Washington	Kings	63917-00-000	4/27/2023	508	0	0	0	0
Lucia Mar Unified	Mesa Middle	San Luis Obispo	68759-00-000	5/04/2023	0	516	0	23	0
Moreno Valley Unified	Badger Springs Middle	Riverside	67124-00-000	4/19/2023	0	1,101	0	13	14
Moreno Valley Unified	Vista Heights	Riverside	67124-00-000	4/18/2023	0	1,240	0	9	45
Saddleback Valley Unified	Rancho Santa Margarita Intermediate	Orange	73635-00-000	5/10/2023	0	1,080	0	32	0
San Francisco Unified	Harvey Milk Elem. (AKA Douglas Traditional)	San Francisco	68478-00-000	5/03/2023	221	0	0	0	0

<u>District</u>	<u>School Name</u>	<u>County</u>	<u>Application Number</u> <u>57/</u>	<u>Justification Document</u> <u>Date</u>	<u>Site Baseline Eligibility</u> <u>K-6</u>	<u>Site Baseline Eligibility</u> <u>7-8</u>	<u>Site Baseline Eligibility</u> <u>9-12</u>	<u>Site Baseline Eligibility</u> <u>Non-Severe</u>	<u>Site Baseline Eligibility</u> <u>Severe</u>
Tahoe-Truckee Unified	Sierra Expeditionary Learning	Placer	66944-00-000	3/23/2023	166	46	0	0	0
Whittier City	Phelan (Daniel) Elementary	Los Angeles	65110-00-000	5/16/2023	417	0	0	0	8

# SCHOOL FACILITY PROGRAM ELIGIBILITY ADJUSTMENTS

## PURPOSE OF REPORT

To adjust the baseline eligibility for new construction and modernization projects under the Leroy F. Greene School Facilities Act of 1998.

## DESCRIPTION

The districts listed on Attachment A have received eligibility approval for new construction. There has been a change in their baseline in accordance with the California Code of Regulations relating to the Leroy F. Greene School Facilities Act of 1998, Section 1859.51.

The districts listed on Attachment B have received eligibility approval for modernization. There has been a change in their baseline in accordance with the California Code of Regulations relating to the Leroy F. Greene School Facilities Act of 1998, Section 1859.61.

## RECOMMENDATIONS

1. Approve an adjustment to the new construction eligibility baseline determination as shown on Attachment A.
2. Approve an adjustment to the modernization eligibility baseline determination as shown on Attachment B.
3. Provide that this approval of adjusted eligibility determination does not constitute a commitment for future funding by the State Allocation Board.

## KEY TO ADJUSTMENTS

### NEW CONSTRUCTION ONLY

- (a) Reduced by the number of pupils provided grants in a new construction School Facility Program (SFP) project and by the number of pupils that received a Preliminary Apportionment pursuant to Section 1859.140 or a Preliminary Charter School Apportionment pursuant to Regulation Section 1859.162.2.
- (b) Reduced by the number of pupils housed, based on the loading standards pursuant to Ed. Code Section 17071.25(a)(2)(A), in a new construction LPP project funded under the provisions of the LPP pursuant to Regulation Section 1859.12 or 1859.13.
- (c) Reduced by the number of pupils housed in additional classrooms constructed or purchased based on the loading standards, pursuant to Ed. Code Section 17071.25(a)(2)(A), in a modernization SFP project.
- (d) Adjusted as a result of audit findings made pursuant to Regulation Sections 1859.90 and 1859.105.
- (e) Increased/decreased by changes in projected enrollment in subsequent enrollment reporting years, except as provided in (j) below.
- (f) Adjusted as a result of errors or omissions by the district or by the Office of Public School Construction (OPSC).
- (g) Adjusted as result of amendments to the SFP Regulations that affect the eligibility.
- (h) Increased by the number of pupils eligible for grants pursuant to Regulation Section 1859.82.1(b)(4)(A) or 1859.82.2(b)(4)(A).
- (i) Reduced by the number of pupils housed in classrooms provided after the baseline eligibility was determined by the State Allocation Board, with 12 exceptions at Regulation Section 1859.51(i).
- (j) For Small School Districts, following a **3-year period after the district's eligibility was approved by the Board**, decreased by any reduction in projected enrollment, and by any increase in pupils in the latest CDE operational grant report per Ed. Code Sec. 42268.
- (k) Adjusted for any changes in classroom inventory as a result of a reorganization election.
- (l) For classroom loading standards adopted by the Board for non-severely and severely disabled individuals with exceptional needs.
- (m) As directed by the SAB due to finding a Material Inaccuracy pursuant to Section 1859.104.1.
- (n) Increased by the number of pupils that received a Preliminary Apportionment that was rescinded pursuant to Section 1859.148 or a Preliminary Charter School Apportionment that was rescinded pursuant to Section 1859.166.
- (o) Adjusted for operational grant changes as determined/provided by the California Department of Education.
- (p) For High School Attendance Area (HSAA) districts with Preliminary Apportionments within the 2002 or 2004 Critically Overcrowded School Facilities Account, adjusted in accordance with Regulation Section 1859.51(p)(1), (2), or (3).
- (q) Adjusted by the difference between the Alternative Enrollment Projection for the current enrollment reporting year and the projected enrollment determined pursuant to Section 1859.42 for the current enrollment reporting year, or by the eligibility remaining from this calculation that can no longer be utilized if the funds made available pursuant to EC Section 17071.75(a)(1)(A) have been exhausted.
- (r) Adjusted per Ed. Code Sec. 17071.75(b)(2) by the number of pupils housed, based on the loading standards per Ed. Code Sec. 17071.25(a)(2)(A), in any classroom(s) where title was relinquished to the School District receiving the transferred classrooms.
- (s) Increased by the capacity of classrooms included in an approved application, with two qualifiers that must be met in Regulation Section 1859.51(s).

## **KEY TO ADJUSTMENTS**

### **MODERNIZATION ONLY**

- (a) Reduced by the number of pupils provided grants in a modernization SFP project or CSFP Rehabilitation project at the specific site.
- (b) Reduced by the number of pupils housed, based on the loading standard pursuant to EC Section 17071.25(a)(2), in a modernization LPP project funded under the LPP pursuant to Regulation Section 1859.14 and 1859.15.
- (c) Increased by changes in projected enrollment in subsequent enrollment reporting years.
- (d) (1) Increased for additional facilities not previously modernized with State funds, that become 25 years old, if permanent, or 20 years old, if portable or, (2) as a result of audit findings made pursuant to Regulation Sections 1859.90 and 1859.105.
- (e) Adjusted as a result of errors or omissions by the district or by the OPSC.
- (f) Adjusted as result of amendments to the Subgroup 5.5 Regulations that affect the eligibility.
- (g) For classroom loading standards adopted by the Board for non-severely and severely disabled individuals with exceptional needs.
- (h) As directed by the SAB due to finding a Material Inaccuracy pursuant to Regulation Section 1859.104.1.
- (i) Increased for facilities previously modernized with State funds, which qualify for an additional modernization apportionment pursuant to Regulation Section 1859.78.8.
- (j) Adjusted as a result of the Reconfiguration of an existing high school under the Small High School Program.
- (k) Decreased for facilities that were deemed eligible for modernization pursuant to Regulation Sections 1859.60 and 1859.61(d) and subsequently replaced, or will be replaced under a signed contract for construction or acquisition of facilities, in a project funded by the district without participation from the State.
- (l) Adjusted as a result of replaced eligible portables funded with the Overcrowding Relief Grant, per Ed. Code Section 17079 et seq.
- (m) Adjusted upon Board approval of the local school board resolution acknowledging that the buildings have been removed from K-12 use.

State Allocation Board Meeting, June 28, 2023

**ATTACHMENT A**

District: Elk Grove Unified  
 Attendance Area: District-Wide  
 County: Sacramento  
 Application Number: 50/67314-00-000

	Type of Adj.	K-6	7-8	9-12	Non-Severe	Severe
<i>Current Baseline Eligibility</i>		7,991	1,732	5,625	-592	1,516
<i>Adjustment Per This Item</i>	e	3,121	-552	-1,320	120	139
<b>Net Baseline Eligibility</b>		11,112	1,180	4,305	-472	1,655

District: Folsom-Cordova Unified  
 Attendance Area: Folsom  
 County: Sacramento  
 Application Number: 50/67330-21-000

	Type of Adj.	K-6	7-8	9-12	Non-Severe	Severe
<i>Current Baseline Eligibility</i>		3,346	128	3,037	-96	219
<i>Adjustment Per This Item</i>	e	-834	341	39	48	32
<i>Adjustment Per This Item</i>	i	0	0	0	-13	0
<b>Net Baseline Eligibility</b>		2,512	469	3,076	-61	251

District: Long Beach Unified  
 Attendance Area: Wilson, Polytechnic Millikan Super HSAA  
 County: Los Angeles  
 Application Number: 50/64725-05-000

	Type of Adj.	K-6	7-8	9-12	Non-Severe	Severe
<i>Current Baseline Eligibility</i>		-6,863	-2,470	2,342	-344	479
<i>Adjustment Per This Item</i>	e	-936	-432	-810	99	-104
<b>Net Baseline Eligibility</b>		-7,799	-2,902	1,532	-245	375

District: Lucia Mar Unified  
 Attendance Area: District-Wide  
 County: San Luis Obispo  
 Application Number: 50/68759-00-000

	Type of Adj.	K-6	7-8	9-12	Non-Severe	Severe
<i>Current Baseline Eligibility</i>		162	57	-317	-52	43
<i>Adjustment Per This Item</i>	i	-25	0	0	0	0
<i>Adjustment Per This Item</i>	c	-25	0	0	0	0
<b>Net Baseline Eligibility</b>		112	57	-317	-52	43



State Allocation Board Meeting, June 28, 2023  
**ATTACHMENT A**

District: Palm Springs Unified  
Attendance Area: District-Wide  
County: Riverside  
Application Number: 50/67173-00-000

	Type of Adj.	K-6	7-8	9-12	Non-Severe	Severe
<i>Current Baseline Eligibility</i>		259	275	-612	-5	68
<i>Adjustment Per This Item</i>	e	248	84	-154	-135	-39
<i>Adjustment Per This Item</i>	i	0	0	-27	0	0
<b>Net Baseline Eligibility</b>		507	359	-793	-140	29

District: Riverside Unified  
Attendance Area: District-Wide  
County: Riverside  
Application Number: 50/67215-00-000

	Type of Adj.	K-6	7-8	9-12	Non-Severe	Severe
<i>Current Baseline Eligibility</i>		3,660	-1,613	726	402	221
<i>Adjustment Per This Item</i>	c	-200	0	0	0	0
<b>Net Baseline Eligibility</b>		3,460	-1,613	726	402	221

District: Rocklin Unified  
Attendance Area: District-Wide  
County: Placer  
Application Number: 50/75085-00-000

	Type of Adj.	K-6	7-8	9-12	Non-Severe	Severe
<i>Current Baseline Eligibility</i>		666	419	1,401	-34	98
<i>Adjustment Per This Item</i>	e	948	161	89	7	16
<b>Net Baseline Eligibility</b>		1,614	580	1,490	-27	114

District: Sacramento City Unified  
Attendance Area: District-Wide  
County: Sacramento  
Application Number: 50/67439-00-000

	Type of Adj.	K-6	7-8	9-12	Non-Severe	Severe
<i>Current Baseline Eligibility</i>		4,419	394	597	290	855
<i>Adjustment Per This Item</i>	c	0	0	-54	0	0
<i>Adjustment Per This Item</i>	c	0	0	-135	0	0
<b>Net Baseline Eligibility</b>		4,419	394	408	290	855

State Allocation Board Meeting, June 28, 2023  
**ATTACHMENT A**

District: Ventura Unified  
 Attendance Area: District-Wide  
 County: Ventura  
 Application Number: 50/72652-00-000

	<i>Type of Adj.</i>	<i>K-6</i>	<i>7-8</i>	<i>9-12</i>	<i>Non-Severe</i>	<i>Severe</i>
<i>Current Baseline Eligibility</i>		-1,435	-911	-642	-87	121
<i>Adjustment Per This Item</i>	e	-2,026	-696	-1,181	-25	61
<b><i>Net Baseline Eligibility</i></b>		-3,461	-1,607	-1,823	-112	182

District: Western Placer Unified  
 Attendance Area: District-Wide  
 County: Placer  
 Application Number: 50/66951-00-000

	<i>Type of Adj.</i>	<i>K-6</i>	<i>7-8</i>	<i>9-12</i>	<i>Non-Severe</i>	<i>Severe</i>
<i>Current Baseline Eligibility</i>		2,286	169	2,375	104	143
<i>Adjustment Per This Item</i>	f	61	40	85	1	1
<i>Adjustment Per This Item</i>	e	1,085	265	260	-17	42
<b><i>Net Baseline Eligibility</i></b>		3,432	474	2,720	88	186

State Allocation Board Meeting, June 28, 2023  
**ATTACHMENT B**

District: Azusa Unified  
 School Name: Murray (Clifford D.) Elementary  
 County: Los Angeles  
 Application Number: 57/64279-00-000

	Type of Adj.	K-6	7-8	9-12	Non-Severe	Severe
<i>Current Baseline Eligibility</i>		0	0	0	0	0
<i>Adjustment Per This Item</i>	e	7	0	0	0	0
<i>Adjustment Per This Item</i>	e	0	0	0	0	0
<i>Adjustment Per This Item</i>	e	1	0	0	0	0
<i>Adjustment Per This Item</i>	d1	162	0	0	0	0
<b>Net Baseline Eligibility</b>		170	0	0	0	0

District: Colusa Unified  
 School Name: Burchfield (James M.) Primary  
 County: Colusa  
 Application Number: 57/61598-00-000

	Type of Adj.	K-6	7-8	9-12	Non-Severe	Severe
<i>Current Baseline Eligibility</i>		400	0	0	6	0
<i>Adjustment Per This Item</i>	d1	87	0	0	0	0
<b>Net Baseline Eligibility</b>		487	0	0	6	0

District: Colusa Unified  
 School Name: Colusa High  
 County: Colusa  
 Application Number: 57/61598-00-000

	Type of Adj.	K-6	7-8	9-12	Non-Severe	Severe
<i>Current Baseline Eligibility</i>		0	0	366	4	1
<i>Adjustment Per This Item</i>	d1	0	0	0	0	0
<i>Adjustment Per This Item</i>	c	0	0	30	-1	0
<b>Net Baseline Eligibility</b>		0	0	396	3	1

District: Colusa Unified  
 School Name: Egling (George T.) Middle  
 County: Colusa  
 Application Number: 57/61598-00-000

	Type of Adj.	K-6	7-8	9-12	Non-Severe	Severe
<i>Current Baseline Eligibility</i>		350	198	0	9	6
<i>Adjustment Per This Item</i>	c	-6	-2	0	4	2
<b>Net Baseline Eligibility</b>		344	196	0	13	8

State Allocation Board Meeting, June 28, 2023  
**ATTACHMENT B**

District: El Tejon Unified  
 School Name: Frazier Park Elementary  
 County: Kern  
 Application Number: 57/75168-00-000

	Type of Adj.	K-6	7-8	9-12	Non-Severe	Severe
<i>Current Baseline Eligibility</i>		200	0	0	0	0
<i>Adjustment Per This Item</i>	e	0	0	0	0	0
<i>Adjustment Per This Item</i>	d1	103	0	0	0	0
<b>Net Baseline Eligibility</b>		303	0	0	0	0

District: Elk Grove Unified  
 School Name: Kerr (Joseph) Middle  
 County: Sacramento  
 Application Number: 57/67314-00-000

	Type of Adj.	K-6	7-8	9-12	Non-Severe	Severe
<i>Current Baseline Eligibility</i>		0	243	0	26	27
<i>Adjustment Per This Item</i>	d1	0	189	0	0	0
<b>Net Baseline Eligibility</b>		0	432	0	26	27

District: Eureka City Schools  
 School Name: Tk-6 Charter (Lincoln ES)  
 County: Humboldt  
 Application Number: 57/75515-00-000

	Type of Adj.	K-6	7-8	9-12	Non-Severe	Severe
<i>Current Baseline Eligibility</i>		283	0	0	0	0
<i>Adjustment Per This Item</i>	e	-283	0	0	0	0
<i>Adjustment Per This Item</i>	e	289	0	0	0	0
<b>Net Baseline Eligibility</b>		289	0	0	0	0

District: Hanford Elementary  
 School Name: Lincoln Elementary  
 County: Kings  
 Application Number: 57/63917-00-007

	Type of Adj.	K-6	7-8	9-12	Non-Severe	Severe
<i>Current Baseline Eligibility</i>		0	0	0	0	0
<i>Adjustment Per This Item</i>	d1	476	0	0	0	0
<b>Net Baseline Eligibility</b>		476	0	0	0	0

State Allocation Board Meeting, June 28, 2023  
**ATTACHMENT B**

District: Kern High  
 School Name: Bakersfield High  
 County: Kern  
 Application Number: 57/63529-00-000

	Type of Adj.	K-6	7-8	9-12	Non-Severe	Severe
<i>Current Baseline Eligibility</i>		0	0	0	0	0
<i>Adjustment Per This Item</i>	c	0	0	125	-81	7
<i>Adjustment Per This Item</i>	c	0	0	58	-19	16
<b>Net Baseline Eligibility</b>		0	0	183	-100	23

District: Los Angeles Unified  
 School Name: Chatsworth Senior High  
 County: Los Angeles  
 Application Number: 57/64733-00-000

	Type of Adj.	K-6	7-8	9-12	Non-Severe	Severe
<i>Current Baseline Eligibility</i>		0	0	552	-62	4
<i>Adjustment Per This Item</i>	f	0	0	-6	6	0
<i>Adjustment Per This Item</i>	e	0	0	-211	56	-4
<b>Net Baseline Eligibility</b>		0	0	335	0	0

District: Los Angeles Unified  
 School Name: Foshay Learning Center (Formerly Jr. High)  
 County: Los Angeles  
 Application Number: 57/64733-00-000

	Type of Adj.	K-6	7-8	9-12	Non-Severe	Severe
<i>Current Baseline Eligibility</i>		158	769	1	0	0
<i>Adjustment Per This Item</i>	e	43	78	27	11	1
<i>Adjustment Per This Item</i>	i	281	520	184	67	6
<b>Net Baseline Eligibility</b>		482	1,367	212	78	7

District: Los Angeles Unified  
 School Name: Humphreys Avenue Elementary  
 County: Los Angeles  
 Application Number: 57/64733-00-000

	Type of Adj.	K-6	7-8	9-12	Non-Severe	Severe
<i>Current Baseline Eligibility</i>		931	0	0	0	0
<i>Adjustment Per This Item</i>	e	0	0	0	0	0
<b>Net Baseline Eligibility</b>		931	0	0	0	0

State Allocation Board Meeting, June 28, 2023  
**ATTACHMENT B**

District: Los Angeles Unified  
School Name: Venice Senior High  
County: Los Angeles  
Application Number: 57/64733-00-000

	Type of Adj.	K-6	7-8	9-12	Non-Severe	Severe
<i>Current Baseline Eligibility</i>		0	0	1,458	37	3
<i>Adjustment Per This Item</i>	d1	0	0	23	1	0
<b>Net Baseline Eligibility</b>		0	0	1,481	38	3

District: Lucia Mar Unified  
School Name: Mesa Middle  
County: San Luis Obispo  
Application Number: 57/68759-00-000

	Type of Adj.	K-6	7-8	9-12	Non-Severe	Severe
<i>Current Baseline Eligibility</i>		0	516	0	23	0
<i>Adjustment Per This Item</i>	c	0	0	0	1	0
<b>Net Baseline Eligibility</b>		0	516	0	24	0

District: Lucia Mar Unified  
School Name: Oceano Elementary  
County: San Luis Obispo  
Application Number: 57/68759-00-000

	Type of Adj.	K-6	7-8	9-12	Non-Severe	Severe
<i>Current Baseline Eligibility</i>		10	0	0	-10	0
<i>Adjustment Per This Item</i>	g	-25	0	0	13	0
<i>Adjustment Per This Item</i>	f	15	0	0	0	0
<i>Adjustment Per This Item</i>	d1	438	0	0	13	0
<b>Net Baseline Eligibility</b>		438	0	0	16	0

District: Moraga Elementary  
School Name: Camino Pablo Elementary  
County: Contra Costa  
Application Number: 57/61747-00-000

	Type of Adj.	K-6	7-8	9-12	Non-Severe	Severe
<i>Current Baseline Eligibility</i>		35	0	0	-22	-13
<i>Adjustment Per This Item</i>	g	-75	0	0	22	9
<i>Adjustment Per This Item</i>	f	40	0	0	0	4
<i>Adjustment Per This Item</i>	d1	134	0	0	0	4
<b>Net Baseline Eligibility</b>		134	0	0	0	4

State Allocation Board Meeting, June 28, 2023  
**ATTACHMENT B**

District: Moreno Valley Unified  
School Name: Badger Springs Middle  
County: Riverside  
Application Number: 57/67124-00-000

	Type of Adj.	K-6	7-8	9-12	Non-Severe	Severe
<i>Current Baseline Eligibility</i>		0	1,101	0	13	14
<i>Adjustment Per This Item</i>	c	0	39	0	0	0
<b>Net Baseline Eligibility</b>		0	1,140	0	13	14

District: Moreno Valley Unified  
School Name: Serrano Elementary  
County: Riverside  
Application Number: 57/67124-00-000

	Type of Adj.	K-6	7-8	9-12	Non-Severe	Severe
<i>Current Baseline Eligibility</i>		602	0	0	0	0
<i>Adjustment Per This Item</i>	d1	0	0	0	30	0
<b>Net Baseline Eligibility</b>		602	0	0	30	0

District: Newport-Mesa Unified  
School Name: Wilson Elementary  
County: Orange  
Application Number: 57/66597-00-000

	Type of Adj.	K-6	7-8	9-12	Non-Severe	Severe
<i>Current Baseline Eligibility</i>		-143	0	0	19	4
<i>Adjustment Per This Item</i>	d1	60	0	0	3	0
<i>Adjustment Per This Item</i>	e	-32	0	0	-1	0
<b>Net Baseline Eligibility</b>		-115	0	0	21	4

District: Panama-Buena Vista Union  
School Name: Panama Elementary  
County: Kern  
Application Number: 57/63362-00-000

	Type of Adj.	K-6	7-8	9-12	Non-Severe	Severe
<i>Current Baseline Eligibility</i>		175	0	0	0	0
<i>Adjustment Per This Item</i>	d1	500	0	0	13	0
<b>Net Baseline Eligibility</b>		675	0	0	13	0

State Allocation Board Meeting, June 28, 2023  
**ATTACHMENT B**

District: Riverside Unified  
 School Name: Adams Elementary  
 County: Riverside  
 Application Number: 57/67215-00-000

	Type of Adj.	K-6	7-8	9-12	Non-Severe	Severe
<i>Current Baseline Eligibility</i>		0	0	0	0	0
<i>Adjustment Per This Item</i>	d1	50	0	0	0	0
<i>Adjustment Per This Item</i>	d1	96	0	0	0	-8
<b>Net Baseline Eligibility</b>		146	0	0	0	-8

District: Riverside Unified  
 School Name: Alcott Elementary  
 County: Riverside  
 Application Number: 57/67215-00-000

	Type of Adj.	K-6	7-8	9-12	Non-Severe	Severe
<i>Current Baseline Eligibility</i>		0	0	0	0	0
<i>Adjustment Per This Item</i>	d1	132	0	0	4	0
<i>Adjustment Per This Item</i>	d1	48	0	0	2	0
<b>Net Baseline Eligibility</b>		180	0	0	6	0

District: Riverside Unified  
 School Name: Fremont Elementary  
 County: Riverside  
 Application Number: 57/67215-00-000

	Type of Adj.	K-6	7-8	9-12	Non-Severe	Severe
<i>Current Baseline Eligibility</i>		0	0	0	0	0
<i>Adjustment Per This Item</i>	d1	250	0	0	0	0
<b>Net Baseline Eligibility</b>		250	0	0	0	0

District: Riverside Unified  
 School Name: Magnolia Elementary  
 County: Riverside  
 Application Number: 57/67215-00-000

	Type of Adj.	K-6	7-8	9-12	Non-Severe	Severe
<i>Current Baseline Eligibility</i>		0	0	0	0	0
<i>Adjustment Per This Item</i>	d1	70	0	0	2	0
<b>Net Baseline Eligibility</b>		70	0	0	2	0



State Allocation Board Meeting, June 28, 2023  
**ATTACHMENT B**

District: San Bernardino City Unified  
School Name: North Park Elementary  
County: San Bernardino  
Application Number: 57/67876-00-000

	Type of Adj.	K-6	7-8	9-12	Non-Severe	Severe
<i>Current Baseline Eligibility</i>		14	0	0	0	0
<i>Adjustment Per This Item</i>	d1	175	0	0	0	0
<b>Net Baseline Eligibility</b>		189	0	0	0	0

District: San Francisco Unified  
School Name: Garfield Elementary  
County: San Francisco  
Application Number: 57/68478-00-000

	Type of Adj.	K-6	7-8	9-12	Non-Severe	Severe
<i>Current Baseline Eligibility</i>		222	0	0	18	0
<i>Adjustment Per This Item</i>	c	13	0	0	-17	13
<b>Net Baseline Eligibility</b>		235	0	0	1	13

District: San Jose Unified  
School Name: Lincoln (Abraham) High  
County: Santa Clara  
Application Number: 57/69666-00-000

	Type of Adj.	K-6	7-8	9-12	Non-Severe	Severe
<i>Current Baseline Eligibility</i>		0	0	79	-7	13
<i>Adjustment Per This Item</i>	c	0	0	162	2	1
<b>Net Baseline Eligibility</b>		0	0	241	-5	14

District: San Jose Unified  
School Name: Willow Glen High  
County: Santa Clara  
Application Number: 57/69666-00-000

	Type of Adj.	K-6	7-8	9-12	Non-Severe	Severe
<i>Current Baseline Eligibility</i>		0	0	0	0	0
<i>Adjustment Per This Item</i>	f	0	0	63	-63	0
<i>Adjustment Per This Item</i>	g	0	0	-63	63	0
<i>Adjustment Per This Item</i>	c	0	0	141	-31	39
<b>Net Baseline Eligibility</b>		0	0	141	-31	39

State Allocation Board Meeting, June 28, 2023  
**ATTACHMENT B**

District: Tahoe-Truckee Unified  
School Name: North Tahoe Middle  
County: Placer  
Application Number: 57/66944-00-000

	Type of Adj.	K-6	7-8	9-12	Non-Severe	Severe
<i>Current Baseline Eligibility</i>		163	-142	0	0	1
<i>Adjustment Per This Item</i>	e	-163	142	0	0	-1
<b>Net Baseline Eligibility</b>		0	0	0	0	0

District: Walnut Valley Unified  
School Name: Diamond Bar High  
County: Los Angeles  
Application Number: 57/73460-00-000

	Type of Adj.	K-6	7-8	9-12	Non-Severe	Severe
<i>Current Baseline Eligibility</i>		0	0	1,663	7	0
<i>Adjustment Per This Item</i>	e	0	0	1	0	0
<i>Adjustment Per This Item</i>	d1	0	0	1,159	5	0
<b>Net Baseline Eligibility</b>		0	0	2,823	12	0

District: Washington Unified  
School Name: Westmore Oaks Elementary  
County: Yolo  
Application Number: 57/72694-00-000

	Type of Adj.	K-6	7-8	9-12	Non-Severe	Severe
<i>Current Baseline Eligibility</i>		163	0	0	-6	0
<i>Current Baseline Eligibility</i>	g	0	0	0	0	0
<i>Current Baseline Eligibility</i>	f	-14	0	0	14	0
<i>Adjustment Per This Item</i>	d1	157	0	0	2	0
<b>Net Baseline Eligibility</b>		306	0	0	10	0

District: Whittier City  
School Name: Mill Elementary  
County: Los Angeles  
Application Number: 57/65110-00-000

	Type of Adj.	K-6	7-8	9-12	Non-Severe	Severe
<i>Current Baseline Eligibility</i>		0	0	0	0	0
<i>Adjustment Per This Item</i>	g	0	0	0	0	0
<i>Adjustment Per This Item</i>	c	0	0	0	0	0
<i>Adjustment Per This Item</i>	d1	229	0	0	0	0
<b>Net Baseline Eligibility</b>		229	0	0	0	0

State Allocation Board Meeting, June 28, 2023  
**ATTACHMENT B**

District: Whittier City  
 School Name: Orange Grove Elementary  
 County: Los Angeles  
 Application Number: 57/65110-00-000

	<i>Type of Adj.</i>	<i>K-6</i>	<i>7-8</i>	<i>9-12</i>	<i>Non-Severe</i>	<i>Severe</i>
<i>Current Baseline Eligibility</i>		0	0	0	0	0
<i>Adjustment Per This Item</i>	e	-100	0	0	0	0
<i>Adjustment Per This Item</i>	g	0	0	0	0	0
<i>Adjustment Per This Item</i>	d1	477	0	0	12	0
<b><i>Net Baseline Eligibility</i></b>		377	0	0	12	0

## SCHOOL FACILITY PROGRAM APPORTIONMENTS

### PURPOSE OF REPORT

To present to the State Allocation Board (Board) a list of School Facility Program (SFP) applications for Apportionment.

### DESCRIPTION

On September 21, 2022, the Board took action, due to the availability of General Fund proceeds, to return to making direct Apportionments while keeping the same benefits of the quick distribution of funds, as the priority funding system, by adopting proposed emergency regulations that revised the fund release deadlines from 18 months to either 180 calendar days for non-financial hardship school districts or 365 calendar days for school districts that qualify for financial hardship. The SFP new construction and modernization projects presented on the Attachment are in date order of a complete application being received by the Office of Public School Construction (OPSC) and are Ready for Apportionment. The list also includes health and safety facility hardship applications for funding that have been processed and are ready for approval regardless of received date.

### AUTHORITY

SFP Regulation Section 1859.90 states:

“(a) With the exception of an apportionment made pursuant to Sections 1859.81.1(e) or 1859.81.2, apportionments provided through the Priority Funding Process and subject to 1859.90.2, or of an Inactive Apportionment subject to Section 1859.96, the OPSC will release State funds that the Board has apportioned to the district after submittal, by the district, of the Form SAB 50-05 and a Grant Agreement, pursuant to Section 1859.90.4.

(b) With the exception of an apportionment made for a Type II Joint-Use Project, not part of a qualifying SFP Modernization project, pursuant to Article 12 of these Regulations, a district must submit the Form SAB 50-05 and Grant Agreement, within 180 calendar days of the Apportionment of the SFP grant for the project or within 365 calendar days for Apportionments that include financial hardship assistance. If the district does not submit the Form SAB 50-05 and Grant Agreement within the above specified time, the entire New Construction Adjusted Grant, or Modernization Adjusted Grant or Type I or II, part of a qualifying SFP Modernization, or Joint-Use Project apportionment shall be rescinded without further Board action, and the pupils housed in the project, if applicable, will be

added back to the district’s baseline eligibility. The district may refile a new application for the project subject to district eligibility and available State funds at the time of resubmittal.

....“

## **BACKGROUND**

As part of the Governor’s approved Budget Act for the 2022-2023 fiscal year, one-time General Fund dollars were appropriated to the Board in the amount of \$1.3 billion for new construction and modernization projects under the SFP. As a result of receiving funding for the SFP that is not contingent on bond sales, the Board was able to return to using an existing regulatory process that allows for Apportionments to be made on a flow basis outside the current Priority Funding process, which is designed to accommodate twice yearly bond sales. Making Apportionments on a flow basis will enable school districts to more quickly and efficiently access much needed cash for construction projects. In order to ensure that cash moves quickly once allocated to school districts, regulations were changed to shorten the deadlines for fund release from 18 months to either 180 calendar days or 365 calendar days for districts that qualify for financial hardship.

School districts must submit the Grant Agreement and a valid *Fund Release Authorization* (Form SAB 50-05) 180 calendar days from Board approval for non-financial hardship projects and 365 calendar days from Board approval for financial hardship projects.

## **RECOMMENDATIONS**

1. Approve the SFP applications as presented on the Attachment.
2. Specify that the projects are subject to the fund release deadlines as outlined in SFP Regulation Section 1859.90.

ATTACHMENT  
School Facility Program Apportionments  
State Allocation Board Meeting, June 28, 2023

County	District	School Site	Application Number	Received Date	Grant Amount
LOS ANGELES	LOS ANGELES UNIFIED	HUMPHREYS AVENUE ELEMENTARY	57/64733-00-687	5/15/2018	\$5,277,713.00
SOLANO	FAIRFIELD-SUISUN UNIFIED	SUISUN VALLEY ELEMENTARY	50/70540-00-032	5/8/2019	\$491,566.00
KERN	EL TEJON UNIFIED	FRAZIER PARK ELEMENTARY	57/75168-00-001	5/20/2019	\$171,647.17
KERN	EL TEJON UNIFIED	FRAZIER MOUNTAIN HIGH	57/75168-00-002	5/20/2019	\$108,808.42
KERN	EL TEJON UNIFIED	EL TEJON ELEMENTARY	57/75168-00-003	5/20/2019	\$32,252.66
LOS ANGELES	WHITTIER CITY	ORANGE GROVE ELEMENTARY	57/65110-00-016	6/13/2019	\$1,162,963.00
SAN JOAQUIN	STOCKTON UNIFIED	RIO CALAVERAS ELEMENTARY	50/68676-05-002	6/26/2019	\$2,399,895.00
LOS ANGELES	WHITTIER CITY	HOOVER (LOU HENRY) ELEMENTARY	57/65110-00-017	6/26/2019	\$1,175,394.00
HUMBOLDT	EUREKA CITY SCHOOLS	TK-6 CHARTER (LINCOLN ELEMENTARY)	57/75515-00-012	6/28/2019	\$1,853,094.00
MERCED	LOS BANOS UNIFIED	SAN LUIS HIGH	50/65755-00-013	7/18/2019	\$698,974.00
LOS ANGELES	LONG BEACH UNIFIED	MILLIKAN SENIOR HIGH	50/64725-05-004	7/22/2019	\$12,549,862.00
RIVERSIDE	PALM SPRINGS UNIFIED	DESERT HOT SPRINGS HIGH	50/67173-00-016	8/2/2019	\$863,812.00
SAN FRANCISCO	SAN FRANCISCO UNIFIED	HARVEY MILK ELEM. (AKA DOUGLAS TRADITIONAL)	57/68478-00-063	8/5/2019	\$1,816,910.00
PLACER	TAHOE-TRUCKEE UNIFIED	SIERRA EXPEDITIONARY LEARNING	57/66944-00-020	8/16/2019	\$1,549,671.00
LOS ANGELES	WHITTIER CITY	MILL ELEMENTARY	57/65110-00-018	8/19/2019	\$1,074,484.00
VENTURA	VENTURA UNIFIED	MOUND ELEMENTARY	50/72652-00-004	8/20/2019	\$576,554.00
PLACER	WESTERN PLACER UNIFIED	TWELVE BRIDGES HIGH	50/66951-00-011	8/22/2019	\$45,015,584.71
SACRAMENTO	ELK GROVE UNIFIED	KERR (JOSEPH) MIDDLE	57/67314-00-036	8/23/2019	\$2,848,770.00
CONTRA COSTA	MORAGA ELEMENTARY	CAMINO PABLO ELEMENTARY	57/61747-00-004	8/26/2019	\$997,992.00
SAN LUIS OBISPO	LUCIA MAR UNIFIED	OCEANO ELEMENTARY	57/68759-00-017	8/26/2019	\$2,375,278.00
SAN LUIS OBISPO	LUCIA MAR UNIFIED	MESA MIDDLE	57/68759-00-018	8/26/2019	\$3,415,083.00
SACRAMENTO	ELK GROVE UNIFIED	JAMES RUTTER MIDDLE	50/67314-00-049	8/28/2019	\$4,046,098.00
COLUSA	COLUSA UNIFIED	BURCHFIELD (JAMES M.) PRIMARY	57/61598-00-001	8/28/2019	\$1,122,527.00
COLUSA	COLUSA UNIFIED	EGLING (GEORGE T.) MIDDLE	57/61598-00-003	8/28/2019	\$1,316,421.00
COLUSA	COLUSA UNIFIED	COLUSA HIGH	57/61598-00-002	8/28/2019	\$1,233,208.00
RIVERSIDE	RIVERSIDE UNIFIED	MAGNOLIA ELEMENTARY	50/67215-00-035	8/29/2019	\$3,947,211.00
RIVERSIDE	DESERT SANDS UNIFIED	INDIO MIDDLE	57/67058-00-020	8/29/2019	\$6,296,963.00
RIVERSIDE	RIVERSIDE UNIFIED	MAGNOLIA ELEMENTARY	57/67215-00-042	8/29/2019	\$679,394.00
RIVERSIDE	RIVERSIDE UNIFIED	FREMONT ELEMENTARY	57/67215-00-043	8/29/2019	\$2,145,092.00
LOS ANGELES	AZUSA UNIFIED	MURRAY (CLIFFORD D.) ELEMENTARY	57/64279-00-028	8/30/2019	\$1,046,777.00
SAN FRANCISCO	SAN FRANCISCO UNIFIED	GARFIELD ELEMENTARY	57/68478-00-064	8/30/2019	\$2,278,833.00
KERN	KERN HIGH	NORTH HIGH	57/63529-00-013	9/3/2019	\$5,974,247.00
SACRAMENTO	FOLSOM-CORDOVA UNIFIED	MANGINI RANCH ELEMENTARY	50/67330-21-012	9/4/2019	\$15,130,728.53
NEVADA	CHICAGO PARK ELEMENTARY	CHICAGO PARK ELEMENTARY	57/66316-00-002	9/4/2019	\$1,100,254.33
KINGS	HANFORD ELEMENTARY	LINCOLN ELEMENTARY	57/63917-00-007	9/13/2019	\$3,078,092.00
KINGS	HANFORD ELEMENTARY	GEORGE WASHINGTON	57/63917-00-008	9/13/2019	\$3,033,993.00
PLACER	WESTERN PLACER UNIFIED	SCOTT LEAMAN ELEMENTARY	50/66951-00-012	9/6/2019	\$15,074,763.50
RIVERSIDE	DESERT SANDS UNIFIED	KENNEDY (JOHN F.) ELEMENTARY	57/67058-00-021	9/16/2019	\$581,870.00
ORANGE	NEWPORT-MESA UNIFIED	WILSON ELEMENTARY	57/66597-00-051	9/17/2019	\$541,725.00
SANTA CLARA	SAN JOSE UNIFIED	WILLOW GLEN HIGH	57/69666-00-053	9/17/2019	\$2,899,205.00
SANTA CLARA	SAN JOSE UNIFIED	LINCOLN (ABRAHAM) HIGH	57/69666-00-054	9/17/2019	\$3,270,787.00
RIVERSIDE	RIVERSIDE UNIFIED	ADAMS ELEMENTARY	50/67215-00-036	9/19/2019	\$2,931,130.00
RIVERSIDE	MORENO VALLEY UNIFIED	VISTA HEIGHTS	57/67124-00-026	9/19/2019	\$8,076,436.00
RIVERSIDE	RIVERSIDE UNIFIED	ADAMS ELEMENTARY	57/67215-00-044	9/19/2019	\$1,161,482.00
MERCED	BALLICO-CRESSEY ELEMENTARY	BALLICO ELEMENTARY	50/65649-00-001	9/24/2019	\$3,550,529.80
KERN	PANAMA-BUENA VISTA UNION	PANAMA ELEMENTARY	57/63362-00-006	9/26/2019	\$4,041,613.00
SAN BERNARDINO	ETIWANDA ELEMENTARY	WINDROWS ELEMENTARY	57/67702-00-003	9/26/2019	\$1,944,682.00
LOS ANGELES	WALNUT VALLEY UNIFIED	DIAMOND BAR HIGH	57/73460-00-013	9/30/2019	\$14,285,686.00
ORANGE	GARDEN GROVE UNIFIED	CROSBY (GENEVIEVE M.) ELEMENTARY	57/66522-00-095	10/5/2019	\$894,026.00
RIVERSIDE	MORENO VALLEY UNIFIED	BADGER SPRINGS MIDDLE	57/67124-00-027	10/8/2019	\$6,787,608.00

ATTACHMENT  
 School Facility Program Apportionments  
 State Allocation Board Meeting, June 28, 2023

County	District	School Site	Application Number	Received Date	Grant Amount
TULARE	ALTA VISTA ELEMENTARY	ALTA VISTA ELEMENTARY	57/71811-00-003	10/8/2019	\$3,137,606.67
YUBA	WHEATLAND UNION HIGH	WHEATLAND UNION HIGH	57/72769-00-002	10/9/2019	\$3,815,548.00
MONTEREY	MONTEREY PENINSULA UNIFIED	MARSHALL (GEORGE C.) ELEMENTARY	57/66092-00-033	10/11/2019	\$952,109.00
MONTEREY	MONTEREY PENINSULA UNIFIED	HIGHLAND ELEMENTARY	57/66092-00-034	10/11/2019	\$755,227.00
MONTEREY	MONTEREY PENINSULA UNIFIED	MARINA VISTA ELEMENTARY	57/66092-00-036	10/14/2019	\$1,293,909.00
ORANGE	GARDEN GROVE UNIFIED	EXCELSIOR ELEMENTARY	57/66522-00-094	10/15/2019	\$490,418.00
ORANGE	GARDEN GROVE UNIFIED	ALAMITOS INTERMEDIATE	57/66522-00-096	10/15/2019	\$415,999.00
SAN BERNARDINO	SAN BERNARDINO CITY UNIFIED	NORTH PARK ELEMENTARY	57/67876-00-110	10/16/2019	\$1,747,074.00
PLACER	ROCKLIN UNIFIED	RUHKALA ELEMENTARY	50/75085-00-016	10/17/2019	\$4,069,645.00
SACRAMENTO	SACRAMENTO CITY UNIFIED	AMERICAN LEGION HIGH	57/67439-00-077	10/17/2019	\$555,893.00
SACRAMENTO	SACRAMENTO CITY UNIFIED	WEST CAMPUS (AKA HIRAM JOHNSON WEST HIGH)	57/67439-00-078	10/17/2019	\$737,572.00
YOLO	WASHINGTON UNIFIED	WESTMORE OAKS ELEMENTARY	57/72694-00-019	10/17/2019	\$1,696,637.00

Program	Amount (in Dollars)
New Construction	\$111,346,353.54
Modernization	\$113,248,974.25
<b>Total</b>	<b>\$224,595,327.79</b>

**APPLICANT DATA**

<b>Applicant:</b>	Los Angeles Unified	<b>PTN:</b>	64733 - 4176
<b>Application No:</b>	57/64733-00-687	<b>County:</b>	Los Angeles
<b>School Name:</b>	Humphreys Avenue Elementary		

**HISTORY OF PROJECT FUNDING**

	<b>Fund Code</b>	<b>Proposition</b>	<b>Previously Authorized</b>	<b>Authorized This Action</b>	<b>State Apportionment This Action</b>
<u>State Share</u>					
<b>Mod/Add. Grant</b>	<b>051-570</b>	<b>51</b>	\$	\$ 5,277,713.00	\$ 5,277,713.00
<u>Applicant Share</u>					
<b>District Contribution</b>				3,518,475.33	
<b>Total</b>			\$ <u>0.00</u>	\$ <u>8,796,188.33</u>	\$ <u>5,277,713.00</u>
<b>Funding Source:</b>	<b>Proposition 51 Bonds/2016-Nov.</b>				

**APPLICATION DATA**

<b>Type of Project:</b>	Elementary School	
<b>Pupils Assigned Under 50 Yrs:</b>	<b>K-6:</b>	643
<b>Pupils Assigned Over 50 Yrs:</b>	<b>K-6:</b>	41
<b>Recommended Acres:</b>		10.8
<b>Existing Acres:</b>		5.6

**PROGRAM GRANT DATA**

<b>Accessibility Fire Grant</b>	\$	127,797.00
<b>Base Grant - Over 50Yr</b>	\$	4,259,912.00
<b>Fire Detection</b>	\$	135,432.00
<b>Urban / Security / Impacted Site</b>	\$	754,572.00
<b>Total State Share (60%)</b>		5,277,713.00
<b>Applicant Share (40%)</b>		3,518,475.33
<b>Total Project Cost</b>	\$	<u>8,796,188.33</u>

**STIPULATED TERMS & NEXT STEPS**

A valid Fund Release Authorization (Form SAB 50-05) must be signed by the designated District Representative and must be received by the Office of Public School Construction prior to 11:59 p.m. within 180 calendar days of SAB approval of the Apportionment for this project. The form may be submitted electronically via OPSC Online or via email to [OPSCApplicationReviewTeam@dgs.ca.gov](mailto:OPSCApplicationReviewTeam@dgs.ca.gov).

The Applicant shall ensure that it is in compliance with all applicable laws, regulations and certifications it made on the program forms.

The Applicant is required to submit a signed Grant Agreement for the project prior to or concurrent with a valid Fund Release Authorization (Form SAB 50-05). Failure to submit an executed Grant Agreement and valid Form SAB 50-05 prior to the deadline shall result in the Apportionment being rescinded without further board action.

The Applicant is responsible for ensuring that the project is compliant with Prevailing Wage Monitoring and/or Labor Compliance Program requirements at the time construction contracts are executed and/or construction commenced.



**APPLICANT DATA**

<b>Applicant:</b>	Fairfield-Suisun Unified	<b>PTN:</b>	70540 - 133
<b>Application No:</b>	50/70540-00-032	<b>County:</b>	Solano
<b>School Name:</b>	Suisun Valley Elementary	<b>Filing Basis:</b>	District-wide

**HISTORY OF PROJECT FUNDING**

	Fund Code	Proposition	Previously Authorized	Authorized This Action	State Apportionment This Action
<b>State Share</b>					
NC/Add. Grant	001-2223	GF	\$	\$ 491,566.00	\$ 491,566.00
<b>Applicant Share</b>					
District Contribution				491,566.00	
<b>Total</b>			\$ <u>0.00</u>	\$ <u>983,132.00</u>	\$ <u>491,566.00</u>
<b>Funding Source: General Funds FY 2022/2023</b>					

**APPLICATION DATA**

<b>Type of Project:</b>	Elementary School
<b>Pupils Assigned:</b>	K-6: 6
<b>Number of Classrooms:</b>	1
<b>Addition to Existing Site:</b>	No
<b>Use of Grants 1859.77.3(a):</b>	No
<b>Use of Grants 1859.77.3(b):</b>	Yes
<b>Master Plan Acres:</b>	15.9
<b>Recommended Acres:</b>	15.9
<b>Existing Acres:</b>	18.18
<b>Proposed Acres:</b>	0.0

**PROGRAM GRANT DATA**

<b>Base Grant</b>	\$ 95,898.00
<b>Fire Detection</b>	\$ 114.00
<b>Off Site</b>	\$ 7,572.00
<b>Service Site Development</b>	\$ 314,697.00
<b>Small Size Project</b>	\$ 11,508.00
<b>Utilities</b>	\$ 61,777.00
<b>Total State Share (50%)</b>	491,566.00
<b>Applicant Share (50%)</b>	491,566.00
<b>Total Project Cost</b>	\$ <u>983,132.00</u>

**STIPULATED TERMS & NEXT STEPS**

A valid Fund Release Authorization (Form SAB 50-05) must be signed by the designated District Representative and must be received by the Office of Public School Construction prior to 11:59 p.m. within 180 calendar days of SAB approval of the Apportionment for this project. The form may be submitted electronically via OPSC Online or via email to [OPSCApplicationReviewTeam@dgs.ca.gov](mailto:OPSCApplicationReviewTeam@dgs.ca.gov).

The Applicant shall ensure that it is in compliance with all applicable laws, regulations and certifications it made on the program forms.

The Applicant is required to submit a signed Grant Agreement for the project prior to or concurrent with a valid Fund Release Authorization (Form SAB 50-05). Failure to submit an executed Grant Agreement and valid Form SAB 50-05 prior to the deadline shall result in the Apportionment being rescinded without further board action.

The Applicant is responsible for ensuring that the project is compliant with Prevailing Wage Monitoring and/or Labor Compliance Program requirements at the time construction contracts are executed and/or construction commenced.

**APPLICANT DATA**

<b>Applicant:</b>	El Tejon Unified	<b>PTN:</b>	75168 - 12
<b>Application No:</b>	57/75168-00-001	<b>County:</b>	Kern
<b>School Name:</b>	Frazier Park Elementary		

**HISTORY OF PROJECT FUNDING**

	<b>Fund Code</b>	<b>Proposition</b>	<b>Previously Authorized</b>	<b>Authorized This Action</b>	<b>State Apportionment This Action</b>
<b>State Share</b>					
<b>Mod Design Grant</b>	<b>051-570</b>	<b>51</b>	\$	\$ 171,647.17	\$ 171,647.17
<b>Applicant Share</b>					
<b>District Contribution</b>				289,367.33	
<b>Financial Hardship</b>					
<b>Total</b>			\$	<u><u>0.00</u></u>	\$ <u><u>171,647.17</u></u>
<b>Funding Source:</b>	<b>Proposition 51 Bonds/2016-Nov.</b>				

**APPLICATION DATA**

**Type of Project:** Elementary School

**Pupils Assigned Under 50 Yrs:** K-6: 303

**PROGRAM GRANT DATA**

**Separate Design Grant**

<b>Total Design (25% of Mod Grant)</b>	\$	<u><u>461,014.50</u></u>
<b>Total State Share (60%)</b>		171,647.17
<b>Applicant Share (40%)</b>		289,367.33

**STIPULATED TERMS & NEXT STEPS**

Pursuant to School Facility Program Regulation Section 1859.90, the Office of Public School Construction will release State funds to the District within 30 calendar days from the receipt of an executed Grant Agreement. The executed Grant Agreement must be signed by the designated District Representative and must be received by the Office of Public School Construction within 365 calendar days and prior to 11:59 p.m. of the board's approval of the Apportionment for this project. The form may be submitted electronically via OPSC Online or via email to [OPSCApplicationReviewTeam@dgs.ca.gov](mailto:OPSCApplicationReviewTeam@dgs.ca.gov).

The Applicant shall ensure that it is in compliance with all applicable laws, regulations and certifications it made on the program forms.

Failure to submit an executed Grant Agreement within 365 days of the Apportionment shall result in the Apportionment being rescinded without further board action.

The Applicant is responsible for ensuring that the project is compliant with Prevailing Wage Monitoring and/or Labor Compliance Program requirements at the time construction contracts are executed and/or construction commenced.

The Applicant qualifies for financial hardship pursuant to School Facility Program Regulation Section 1859.81(c)(1). The Applicant's outstanding bonded indebtedness (as of January 18, 2023) is at least 60 percent of its total bonding capacity.

**APPLICANT DATA**

<b>Applicant:</b>	El Tejon Unified	<b>PTN:</b>	75168 - 13
<b>Application No:</b>	57/75168-00-002	<b>County:</b>	Kern
<b>School Name:</b>	Frazier Mountain High		

**HISTORY OF PROJECT FUNDING**

	<b>Fund Code</b>	<b>Proposition</b>	<b>Previously Authorized</b>	<b>Authorized This Action</b>	<b>State Apportionment This Action</b>
<u>State Share</u>					
<b>Mod Design Grant</b>	<b>051-570</b>	<b>51</b>	\$	\$ 108,808.42	\$ 108,808.42
<u>Applicant Share</u>					
<b>District Contribution</b>				289,367.33	
<b>Financial Hardship</b>					
<b>Total</b>			\$ <u>0.00</u>	\$ <u>398,175.75</u>	\$ <u>108,808.42</u>
<b>Funding Source:</b>	<b>Proposition 51 Bonds/2016-Nov.</b>				

**APPLICATION DATA**

**Type of Project:** High School

**Pupils Assigned Under 50 Yrs:**

<b>9-12</b>	<b>189</b>
-------------	------------

**PROGRAM GRANT DATA**

Separate Design Grant

<b>Total Design (25% of Mod Grant)</b>	\$	<b>398,175.75</b>
<b>Total State Share (60%)</b>		108,808.42
<b>Applicant Share (40%)</b>		289,367.33

**STIPULATED TERMS & NEXT STEPS**

Pursuant to School Facility Program Regulation Section 1859.90, the Office of Public School Construction will release State funds to the District within 30 calendar days from the receipt of an executed Grant Agreement. The executed Grant Agreement must be signed by the designated District Representative and must be received by the Office of Public School Construction within 365 calendar days and prior to 11:59 p.m. of the board's approval of the Apportionment for this project. The form may be submitted electronically via OPSC Online or via email to OPSCApplicationReviewTeam@dgs.ca.gov.

The Applicant shall ensure that it is in compliance with all applicable laws, regulations and certifications it made on the program forms.

Failure to submit an executed Grant Agreement within 365 days of the Apportionment shall result in the Apportionment being rescinded without further board action.

The Applicant is responsible for ensuring that the project is compliant with Prevailing Wage Monitoring and/or Labor Compliance Program requirements at the time construction contracts are executed and/or construction commenced.

The Applicant qualifies for financial hardship pursuant to School Facility Program Regulation Section 1859.81(c)(1). The Applicant's outstanding bonded indebtedness (as of January 18, 2023) is at least 60 percent of its total bonding capacity.

**APPLICANT DATA**

<b>Applicant:</b>	El Tejon Unified	<b>PTN:</b>	75168 - 0014
<b>Application No:</b>	57/75168-00-003	<b>County:</b>	Kern
<b>School Name:</b>	El Tejon Elementary		

**HISTORY OF PROJECT FUNDING**

	<b>Fund Code</b>	<b>Proposition</b>	<b>Previously Authorized</b>	<b>Authorized This Action</b>	<b>State Apportionment This Action</b>
<u>State Share</u>					
<b>Mod Design Grant</b>	<b>051-570</b>	<b>51</b>	\$	\$ 32,252.66	\$ 32,252.66
<u>Applicant Share</u>					
<b>District Contribution</b>				289,367.34	
<b>Financial Hardship</b>					
<b>Total</b>			\$	<u><u>0.00</u></u>	\$ <u><u>321,620.00</u></u>
<b>Funding Source:</b>	<b>Proposition 51 Bonds/2016-Nov.</b>				

**APPLICATION DATA**

**Type of Project:** Middle School

**Pupils Assigned Under 50 Yrs:**

<b>K-6:</b>	94
<b>7-8:</b>	111

**PROGRAM GRANT DATA**

Separate Design Grant

<b>Total Design (25% of Mod Grant)</b>	\$	<u><u>321,620.00</u></u>
<b>Total State Share (60%)</b>		32,252.66
<b>Applicant Share (40%)</b>		289,367.34

**STIPULATED TERMS & NEXT STEPS**

Pursuant to School Facility Program Regulation Section 1859.90, the Office of Public School Construction will release State funds to the District within 30 calendar days from the receipt of an executed Grant Agreement. The executed Grant Agreement must be signed by the designated District Representative and must be received by the Office of Public School Construction within 365 calendar days and prior to 11:59 p.m. of the board's approval of the Apportionment for this project. The form may be submitted electronically via OPSC Online or via email to [OPSCApplicationReviewTeam@dgs.ca.gov](mailto:OPSCApplicationReviewTeam@dgs.ca.gov).

The Applicant shall ensure that it is in compliance with all applicable laws, regulations and certifications it made on the program forms.

Failure to submit an executed Grant Agreement within 365 days of the Apportionment shall result in the Apportionment being rescinded without further board action.

The Applicant is responsible for ensuring that the project is compliant with Prevailing Wage Monitoring and/or Labor Compliance Program requirements at the time construction contracts are executed and/or construction commenced.

The Applicant qualifies for financial hardship pursuant to School Facility Program Regulation Section 1859.81(c)(1). The Applicant's outstanding bonded indebtedness (as of January 18, 2023) is at least 60 percent of its total bonding capacity.

**APPLICANT DATA**

<b>Applicant:</b>	Whittier City	<b>PTN:</b>	65110 - 3
<b>Application No:</b>	57/65110-00-016	<b>County:</b>	Los Angeles
<b>School Name:</b>	Orange Grove Elementary		

**HISTORY OF PROJECT FUNDING**

	<b>Fund Code</b>	<b>Proposition</b>	<b>Previously Authorized</b>	<b>Authorized This Action</b>	<b>State Apportionment This Action</b>
<u>State Share</u>					
<b>Mod/Add. Grant</b>	<b>051-570</b>	<b>51</b>	\$	\$ 1,162,963.00	\$ 1,162,963.00
<u>Applicant Share</u>					
<b>District Contribution</b>				775,308.67	
<b>Total</b>			\$ <u>0.00</u>	\$ <u>1,938,271.67</u>	\$ <u>1,162,963.00</u>
<b>Funding Source:</b>	<b>Proposition 51 Bonds/2016-Nov.</b>				

**APPLICATION DATA**

**Type of Project:** Elementary School

**Pupils Assigned Under 50 Yrs:**

<b>K-6:</b>	153
<b>Non-Severe:</b>	12

**Recommended Acres:** 7.5

**Existing Acres:** 10.5

**PROGRAM GRANT DATA**

<b>Accessibility Fire Grant</b>	\$	32,606.00
<b>Base Grant - Under 50Yr</b>	\$	1,086,882.00
<b>Small Size Project</b>	\$	43,475.00
<b>Total State Share (60%)</b>		1,162,963.00
<b>Applicant Share (40%)</b>		775,308.67
<b>Total Project Cost</b>	\$	<u>1,938,271.67</u>

**STIPULATED TERMS & NEXT STEPS**

A valid Fund Release Authorization (Form SAB 50-05) must be signed by the designated District Representative and must be received by the Office of Public School Construction prior to 11:59 p.m. within 180 calendar days of SAB approval of the Apportionment for this project. The form may be submitted electronically via OPSC Online or via email to [OPSCApplicationReviewTeam@dgs.ca.gov](mailto:OPSCApplicationReviewTeam@dgs.ca.gov).

The Applicant shall ensure that it is in compliance with all applicable laws, regulations and certifications it made on the program forms.

The Applicant is required to submit a signed Grant Agreement for the project prior to or concurrent with a valid Fund Release Authorization (Form SAB 50-05). Failure to submit an executed Grant Agreement and valid Form SAB 50-05 prior to the deadline shall result in the Apportionment being rescinded without further board action.

The Applicant is responsible for ensuring that the project is compliant with Prevailing Wage Monitoring and/or Labor Compliance Program requirements at the time construction contracts are executed and/or construction commenced.

**APPLICANT DATA**

<b>Applicant:</b>	Stockton Unified	<b>PTN:</b>	68676 - 234
<b>Application No:</b>	50/68676-05-002	<b>County:</b>	San Joaquin
<b>School Name:</b>	Rio Calaveras Elementary	<b>Filing Basis:</b>	Chavez-Stagg

**HISTORY OF PROJECT FUNDING**

	Fund Code	Proposition	Previously Authorized	Authorized This Action	State Apportionment This Action
<b>State Share</b>					
NC/Add. Grant	001-2223	GF	\$	\$ 2,399,895.00	\$ 2,399,895.00
<b>Applicant Share</b>					
District Contribution				2,399,895.00	
<b>Total</b>			\$ <u>0.00</u>	\$ <u>4,799,790.00</u>	\$ <u>2,399,895.00</u>
Funding Source: <b>General Funds FY 2022/2023</b>					

**APPLICATION DATA**

**Type of Project:** Elementary School

**Pupils Assigned:** 9-12: 92

**Number of Classrooms:** 4

**Addition to Existing Site:** No

**Use of Grants 1859.77.3(a):** No

**Use of Grants 1859.77.3(b):** Yes

**Master Plan Acres:** 19.5

**Recommended Acres:** 20.0

**Existing Acres:** 11.7

**PROGRAM GRANT DATA**

<b>Base Grant</b>	\$ 1,978,828.00
<b>Fire Detection</b>	\$ 3,956.00
<b>Service Site Development</b>	\$ 152,141.00
<b>Small Size Project</b>	\$ 237,459.00
<b>Utilities</b>	\$ 27,511.00
<b>Total State Share (50%)</b>	<u>2,399,895.00</u>
<b>Applicant Share (50%)</b>	<u>2,399,895.00</u>
<b>Total Project Cost</b>	\$ <u>4,799,790.00</u>

**STIPULATED TERMS & NEXT STEPS**

A valid Fund Release Authorization (Form SAB 50-05) must be signed by the designated District Representative and must be received by the Office of Public School Construction prior to 11:59 p.m. within 180 calendar days of SAB approval of the Apportionment for this project. The form may be submitted electronically via OPSC Online or via email to OPSCApplicationReviewTeam@dgs.ca.gov.

The Applicant shall ensure that it is in compliance with all applicable laws, regulations and certifications it made on the program forms.

The Applicant is required to submit a signed Grant Agreement for the project prior to or concurrent with a valid Fund Release Authorization (Form SAB 50-05). Failure to submit an executed Grant Agreement and valid Form SAB 50-05 prior to the deadline shall result in the Apportionment being rescinded without further board action.

The Applicant is responsible for ensuring that the project is compliant with Prevailing Wage Monitoring and/or Labor Compliance Program requirements at the time construction contracts are executed and/or construction commenced.

**APPLICANT DATA**

<b>Applicant:</b>	Whittier City	<b>PTN:</b>	65110 - 2
<b>Application No:</b>	57/65110-00-017	<b>County:</b>	Los Angeles
<b>School Name:</b>	Hoover (Lou Henry) Elementary		

**HISTORY OF PROJECT FUNDING**

	<b>Fund Code</b>	<b>Proposition</b>	<b>Previously Authorized</b>	<b>Authorized This Action</b>	<b>State Apportionment This Action</b>
<b>State Share</b>					
<b>Mod/Add. Grant</b>	<b>051-570</b>	<b>51</b>	\$	\$ 1,175,394.00	\$ 1,175,394.00
<b>Applicant Share</b>					
<b>District Contribution</b>				783,596.00	
<b>Total</b>			\$ <u>0.00</u>	\$ <u>1,958,990.00</u>	\$ <u>1,175,394.00</u>
<b>Funding Source:</b>	<b>Proposition 51 Bonds/2016-Nov.</b>				

**APPLICATION DATA**

<b>Type of Project:</b>	Elementary School	
<b>Pupils Assigned Under 50 Yrs:</b>	<b>K-6:</b>	16
	<b>Non-Severe:</b>	4
	<b>Severe:</b>	3
<b>Pupils Assigned Over 50 Yrs:</b>	<b>K-6:</b>	71
	<b>Non-Severe:</b>	4
	<b>Severe:</b>	3

**PROGRAM GRANT DATA**

<b>Accessibility Fire Grant</b>	\$	28,819.00
<b>Base Grant - Over 50Yr</b>	\$	960,626.00
<b>Small Size Project</b>	\$	38,425.00
<b>Utilities</b>	\$	147,524.00
<b>Total State Share (60%)</b>		<u>1,175,394.00</u>
<b>Applicant Share (40%)</b>		<u>783,596.00</u>
<b>Total Project Cost</b>	\$	<u><u>1,958,990.00</u></u>

**Recommended Acres:** 6.9  
**Existing Acres:** 5.5

**STIPULATED TERMS & NEXT STEPS**

A valid Fund Release Authorization (Form SAB 50-05) must be signed by the designated District Representative and must be received by the Office of Public School Construction prior to 11:59 p.m. within 180 calendar days of SAB approval of the Apportionment for this project. The form may be submitted electronically via OPSC Online or via email to [OPSCApplicationReviewTeam@dgs.ca.gov](mailto:OPSCApplicationReviewTeam@dgs.ca.gov).

The Applicant shall ensure that it is in compliance with all applicable laws, regulations and certifications it made on the program forms.

The Applicant is required to submit a signed Grant Agreement for the project prior to or concurrent with a valid Fund Release Authorization (Form SAB 50-05). Failure to submit an executed Grant Agreement and valid Form SAB 50-05 prior to the deadline shall result in the Apportionment being rescinded without further board action.

The Applicant is responsible for ensuring that the project is compliant with Prevailing Wage Monitoring and/or Labor Compliance Program requirements at the time construction contracts are executed and/or construction commenced.

**APPLICANT DATA**

<b>Applicant:</b>	Eureka City Schools	<b>PTN:</b>	75515 - 36
<b>Application No:</b>	57/75515-00-012	<b>County:</b>	Humboldt
<b>School Name:</b>	TK-6 Charter (Lincoln Elementary)		

**HISTORY OF PROJECT FUNDING**

	<b>Fund Code</b>	<b>Proposition</b>	<b>Previously Authorized</b>	<b>Authorized This Action</b>	<b>State Apportionment This Action</b>
<b>State Share</b>					
<b>Mod/Add. Grant</b>	<b>051-570</b>	<b>51</b>	\$	\$ 1,853,094.00	\$ 1,853,094.00
<b>Applicant Share</b>					
<b>District Contribution</b>				1,235,396.00	
<b>Total</b>			\$ <u>0.00</u>	\$ <u>3,088,490.00</u>	\$ <u>1,853,094.00</u>
<b>Funding Source:</b>	<b>Proposition 51 Bonds/2016-Nov.</b>				

**APPLICATION DATA**

<b>Type of Project:</b>	Elementary School	
<b>Pupils Assigned Under 50 Yrs:</b>	<b>K-6:</b>	19
<b>Pupils Assigned Over 50 Yrs:</b>	<b>K-6:</b>	167
<b>Recommended Acres:</b>	5.5	
<b>Existing Acres:</b>	3.15	

**PROGRAM GRANT DATA**

<b>Accessibility Fire Grant</b>	\$	45,824.00
<b>Base Grant - Over 50Yr</b>	\$	1,527,452.00
<b>Fire Detection</b>	\$	36,828.00
<b>Urban / Security / Impacted Site</b>	\$	242,990.00
<b>Total State Share (60%)</b>		<u>1,853,094.00</u>
<b>Applicant Share (40%)</b>		<u>1,235,396.00</u>
<b>Total Project Cost</b>	\$	<u><u>3,088,490.00</u></u>

**STIPULATED TERMS & NEXT STEPS**

A valid Fund Release Authorization (Form SAB 50-05) must be signed by the designated District Representative and must be received by the Office of Public School Construction prior to 11:59 p.m. within 180 calendar days of SAB approval of the Apportionment for this project. The form may be submitted electronically via OPSC Online or via email to [OPSCApplicationReviewTeam@dgs.ca.gov](mailto:OPSCApplicationReviewTeam@dgs.ca.gov).

The Applicant shall ensure that it is in compliance with all applicable laws, regulations and certifications it made on the program forms.

The Applicant is required to submit a signed Grant Agreement for the project prior to or concurrent with a valid Fund Release Authorization (Form SAB 50-05). Failure to submit an executed Grant Agreement and valid Form SAB 50-05 prior to the deadline shall result in the Apportionment being rescinded without further board action.

The Applicant is responsible for ensuring that the project is compliant with Prevailing Wage Monitoring and/or Labor Compliance Program requirements at the time construction contracts are executed and/or construction commenced.



**APPLICANT DATA**

<b>Applicant:</b>	Los Banos Unified	<b>PTN:</b>	65755 - 69
<b>Application No:</b>	50/65755-00-013	<b>County:</b>	Merced
<b>School Name:</b>	San Luis High	<b>Filing Basis:</b>	District-wide

**HISTORY OF PROJECT FUNDING**

	<b>Fund Code</b>	<b>Proposition</b>	<b>Previously Authorized</b>	<b>Authorized This Action</b>	<b>State Apportionment This Action</b>
<u>State Share</u>					
<b>NC/Add. Grant</b>	001-2223	GF	\$	\$ 698,974.00	\$ 698,974.00
<u>Applicant Share</u>					
<b>District Contribution</b>				698,974.00	
<b>Total</b>			\$ <u>0.00</u>	\$ <u>1,397,948.00</u>	\$ <u>698,974.00</u>
<b>Funding Source:</b>	<b>General Funds FY 2022/2023</b>				

**APPLICATION DATA**

**Type of Project:** High School

**Pupils Assigned:** 9-12: 24

**Number of Classrooms:** 1

**Addition to Existing Site:** No

**Master Plan Acres:** 9.38

**Recommended Acres:** 3.6

**Existing Acres:** 3.32

**PROGRAM GRANT DATA**

<b>Base Grant</b>	\$ 516,216.00
<b>Fire Detection</b>	\$ 1,032.00
<b>Service Site Development</b>	\$ 74,484.00
<b>Small Size Project</b>	\$ 61,946.00
<b>Utilities</b>	\$ 45,296.00
<b>Total State Share (50%)</b>	698,974.00
<b>Applicant Share (50%)</b>	698,974.00
<b>Total Project Cost</b>	\$ <u>1,397,948.00</u>

**STIPULATED TERMS & NEXT STEPS**

A valid Fund Release Authorization (Form SAB 50-05) must be signed by the designated District Representative and must be received by the Office of Public School Construction prior to 11:59 p.m. within 180 calendar days of SAB approval of the Apportionment for this project. The form may be submitted electronically via OPSC Online or via email to OPSCApplicationReviewTeam@dgs.ca.gov.

The Applicant shall ensure that it is in compliance with all applicable laws, regulations and certifications it made on the program forms.

The Applicant is required to submit a signed Grant Agreement for the project prior to or concurrent with a valid Fund Release Authorization (Form SAB 50-05). Failure to submit an executed Grant Agreement and valid Form SAB 50-05 prior to the deadline shall result in the Apportionment being rescinded without further board action.

The Applicant is responsible for ensuring that the project is compliant with Prevailing Wage Monitoring and/or Labor Compliance Program requirements at the time construction contracts are executed and/or construction commenced.

**APPLICANT DATA**

<b>Applicant:</b>	Long Beach Unified	<b>PTN:</b>	64725 - 310
<b>Application No:</b>	50/64725-05-004	<b>County:</b>	Los Angeles
<b>School Name:</b>	Millikan Senior High	<b>Filing Basis:</b>	Wilson, Polytechnic Millikan Super

**HISTORY OF PROJECT FUNDING**

	Fund Code	Proposition	Previously Authorized	Authorized This Action	State Apportionment This Action
<b>State Share</b>					
NC/Add. Grant	001-2223	GF	\$	\$ 12,549,862.00	\$ 12,549,862.00
<b>Applicant Share</b>					
District Contribution				12,549,862.00	
<b>Total</b>			\$ <u>0.00</u>	\$ <u>25,099,724.00</u>	\$ <u>12,549,862.00</u>
Funding Source: <b>General Funds FY 2022/2023</b>					

**APPLICATION DATA**

**Type of Project:** High School

**Pupils Assigned:**

**9-12:** 324

**Severe:** 18

**Number of Classrooms:** 14

**Addition to Existing Site:** No

**Master Plan Acres:** 107.38

**Recommended Acres:** 79.2

**Existing Acres:** 34.39

**Proposed Acres:** 0.0

**Therapy/Other Area** 963.0 Sq. Ft

**Therapy/Toilet Area** 0.0 Sq. Ft

**PROGRAM GRANT DATA**

<b>Automatic Sprinkler System</b>	\$	122,472.00
<b>Base Grant</b>	\$	7,777,314.00
<b>Fire Detection</b>	\$	15,372.00
<b>Multi Level Construction</b>	\$	933,278.00
<b>Service Site Development</b>	\$	523,183.00
<b>Therapy/Other Area</b>	\$	252,306.00
<b>Urban/Security/Impacted Site</b>	\$	2,669,973.00
<b>Utilities</b>	\$	255,964.00
<b>Total State Share (50%)</b>		12,549,862.00
<b>Applicant Share (50%)</b>		12,549,862.00
<b>Total Project Cost</b>	\$	<u>25,099,724.00</u>

**STIPULATED TERMS & NEXT STEPS**

A valid Fund Release Authorization (Form SAB 50-05) must be signed by the designated District Representative and must be received by the Office of Public School Construction prior to 11:59 p.m. within 180 calendar days of SAB approval of the Apportionment for this project. The form may be submitted electronically via OPSC Online or via email to [OPSCApplicationReviewTeam@dgs.ca.gov](mailto:OPSCApplicationReviewTeam@dgs.ca.gov).

The Applicant shall ensure that it is in compliance with all applicable laws, regulations and certifications it made on the program forms.

The Applicant is required to submit a signed Grant Agreement for the project prior to or concurrent with a valid Fund Release Authorization (Form SAB 50-05). Failure to submit an executed Grant Agreement and valid Form SAB 50-05 prior to the deadline shall result in the Apportionment being rescinded without further board action.

The Applicant is responsible for ensuring that the project is compliant with Prevailing Wage Monitoring and/or Labor Compliance Program requirements at the time construction contracts are executed and/or construction commenced.

**APPLICANT DATA**

<b>Applicant:</b>	Palm Springs Unified	<b>PTN:</b>	67173 - 213
<b>Application No:</b>	50/67173-00-016	<b>County:</b>	Riverside
<b>School Name:</b>	Desert Hot Springs High	<b>Filing Basis:</b>	District-wide

**HISTORY OF PROJECT FUNDING**

	<b>Fund Code</b>	<b>Proposition</b>	<b>Previously Authorized</b>	<b>Authorized This Action</b>	<b>State Apportionment This Action</b>
<b>State Share</b>					
<b>NC/Add. Grant</b>	<b>001-2223</b>	<b>GF</b>	\$	\$ 863,812.00	\$ 863,812.00
<b>Applicant Share</b>					
<b>District Contribution</b>				863,812.00	
<b>Total</b>			\$ <u>0.00</u>	\$ <u>1,727,624.00</u>	\$ <u>863,812.00</u>
<b>Funding Source: General Funds FY 2022/2023</b>					

**APPLICATION DATA**

**Type of Project:** High School  
**Pupils Assigned:** K-6: 45  
**Number of Classrooms:** 4  
**Addition to Existing Site:** No  
**Use of Grants 1859.77.3(a):** No  
**Use of Grants 1859.77.3(b):** Yes  
**Master Plan Acres:** 60.3  
**Recommended Acres:** 49.1  
**Existing Acres:** 45.5  
**Proposed Acres:** 0.0  
**Geographic Location** 5%

**PROGRAM GRANT DATA**

<b>Base Grant</b>	\$ 719,235.00
<b>Fire Detection</b>	\$ 855.00
<b>Geographic Location</b>	\$ 37,443.00
<b>Service Site Development</b>	\$ 67,721.00
<b>Small Size Project</b>	\$ 28,769.00
<b>Utilities</b>	\$ 9,789.00
<b>Total State Share (50%)</b>	863,812.00
<b>Applicant Share (50%)</b>	863,812.00
<b>Total Project Cost</b>	\$ <u>1,727,624.00</u>

**STIPULATED TERMS & NEXT STEPS**

A valid Fund Release Authorization (Form SAB 50-05) must be signed by the designated District Representative and must be received by the Office of Public School Construction prior to 11:59 p.m. within 180 calendar days of SAB approval of the Apportionment for this project. The form may be submitted electronically via OPSC Online or via email to OPSCApplicationReviewTeam@dgs.ca.gov.

The Applicant shall ensure that it is in compliance with all applicable laws, regulations and certifications it made on the program forms.

The Applicant is required to submit a signed Grant Agreement for the project prior to or concurrent with a valid Fund Release Authorization (Form SAB 50-05). Failure to submit an executed Grant Agreement and valid Form SAB 50-05 prior to the deadline shall result in the Apportionment being rescinded without further board action.

The Applicant is responsible for ensuring that the project is compliant with Prevailing Wage Monitoring and/or Labor Compliance Program requirements at the time construction contracts are executed and/or construction commenced.

**APPLICANT DATA**

<b>Applicant:</b>	San Francisco Unified	<b>PTN:</b>	68478 - 458
<b>Application No:</b>	57/68478-00-063	<b>County:</b>	San Francisco
<b>School Name:</b>	Harvey Milk Elem. (Aka Douglas Traditional)		

**HISTORY OF PROJECT FUNDING**

	<b>Fund Code</b>	<b>Proposition</b>	<b>Previously Authorized</b>	<b>Authorized This Action</b>	<b>State Apportionment This Action</b>
<u>State Share</u>					
<b>Mod/Add. Grant</b>	<b>051-570</b>	<b>51</b>	\$	\$ 1,816,910.00	\$ 1,816,910.00
<u>Applicant Share</u>					
<b>District Contribution</b>				1,211,273.33	
<b>Total</b>			\$ <u>0.00</u>	\$ <u>3,028,183.33</u>	\$ <u>1,816,910.00</u>
<b>Funding Source:</b>	<b>Proposition 51 Bonds/2016-Nov.</b>				

**APPLICATION DATA**

<b>Type of Project:</b>	Elementary School
<b>Pupils Assigned Under 50 Yrs:</b>	<b>K-6:</b> 221
<b>Recommended Acres:</b>	3.9
<b>Existing Acres:</b>	0.72

**PROGRAM GRANT DATA**

<b>Accessibility Fire Grant</b>	\$ 40,350.00
<b>Base Grant - Under 50Yr</b>	\$ 1,345,006.00
<b>Fire Detection</b>	\$ 43,758.00
<b>Urban / Security / Impacted Site</b>	\$ 387,796.00
<b>Total State Share (60%)</b>	1,816,910.00
<b>Applicant Share (40%)</b>	1,211,273.33
<b>Total Project Cost</b>	\$ <u>3,028,183.33</u>

**STIPULATED TERMS & NEXT STEPS**

A valid Fund Release Authorization (Form SAB 50-05) must be signed by the designated District Representative and must be received by the Office of Public School Construction prior to 11:59 p.m. within 180 calendar days of SAB approval of the Apportionment for this project. The form may be submitted electronically via OPSC Online or via email to [OPSCApplicationReviewTeam@dgs.ca.gov](mailto:OPSCApplicationReviewTeam@dgs.ca.gov).

The Applicant shall ensure that it is in compliance with all applicable laws, regulations and certifications it made on the program forms.

The Applicant is required to submit a signed Grant Agreement for the project prior to or concurrent with a valid Fund Release Authorization (Form SAB 50-05). Failure to submit an executed Grant Agreement and valid Form SAB 50-05 prior to the deadline shall result in the Apportionment being rescinded without further board action.

The Applicant is responsible for ensuring that the project is compliant with Prevailing Wage Monitoring and/or Labor Compliance Program requirements at the time construction contracts are executed and/or construction commenced.

**APPLICANT DATA**

<b>Applicant:</b>	Tahoe-Truckee Unified	<b>PTN:</b>	66944 - 40
<b>Application No:</b>	57/66944-00-020	<b>County:</b>	Placer
<b>School Name:</b>	Sierra Expeditionary Learning		

**HISTORY OF PROJECT FUNDING**

	<b>Fund Code</b>	<b>Proposition</b>	<b>Previously Authorized</b>	<b>Authorized This Action</b>	<b>State Apportionment This Action</b>
<u>State Share</u>					
<b>Mod/Add. Grant</b>	<b>051-570</b>	<b>51</b>	\$	\$ 1,549,671.00	\$ 1,549,671.00
<u>Applicant Share</u>					
<b>District Contribution</b>				1,033,114.00	
<b>Total</b>			\$ <u>0.00</u>	\$ <u>2,582,785.00</u>	\$ <u>1,549,671.00</u>
<b>Funding Source:</b>	<b>Proposition 51 Bonds/2016-Nov.</b>				

**APPLICATION DATA**

<b>Type of Project:</b>	Elementary School	
<b>Pupils Assigned Under 50 Yrs:</b>	<b>K-6:</b>	166
	<b>7-8:</b>	46
<b>Recommended Acres:</b>	6.6	
<b>Existing Acres:</b>	9.0	

**PROGRAM GRANT DATA**

<b>Accessibility Fire Grant</b>	\$	39,190.00
<b>Base Grant - Under 50Yr</b>	\$	1,306,332.00
<b>Geographic Location</b>	\$	201,828.00
<b>Prevailing Wage Monitoring</b>	\$	2,321.00
<b>Total State Share (60%)</b>		<u>1,549,671.00</u>
<b>Applicant Share (40%)</b>		<u>1,033,114.00</u>
<b>Total Project Cost</b>	\$	<u><u>2,582,785.00</u></u>

**STIPULATED TERMS & NEXT STEPS**

A valid Fund Release Authorization (Form SAB 50-05) must be signed by the designated District Representative and must be received by the Office of Public School Construction prior to 11:59 p.m. within 180 calendar days of SAB approval of the Apportionment for this project. The form may be submitted electronically via OPSC Online or via email to [OPSCApplicationReviewTeam@dgs.ca.gov](mailto:OPSCApplicationReviewTeam@dgs.ca.gov).

The Applicant shall ensure that it is in compliance with all applicable laws, regulations and certifications it made on the program forms.

The Applicant is required to submit a signed Grant Agreement for the project prior to or concurrent with a valid Fund Release Authorization (Form SAB 50-05). Failure to submit an executed Grant Agreement and valid Form SAB 50-05 prior to the deadline shall result in the Apportionment being rescinded without further board action.

The Applicant is responsible for ensuring that the project is compliant with Prevailing Wage Monitoring and/or Labor Compliance Program requirements at the time construction contracts are executed and/or construction commenced.

**APPLICANT DATA**

<b>Applicant:</b>	Whittier City	<b>PTN:</b>	65110 - 13
<b>Application No:</b>	57/65110-00-018	<b>County:</b>	Los Angeles
<b>School Name:</b>	Mill Elementary		

**HISTORY OF PROJECT FUNDING**

	<b>Fund Code</b>	<b>Proposition</b>	<b>Previously Authorized</b>	<b>Authorized This Action</b>	<b>State Apportionment This Action</b>
<u>State Share</u>					
<b>Mod/Add. Grant</b>	<b>051-570</b>	<b>51</b>	\$	\$ 1,074,484.00	\$ 1,074,484.00
<u>Applicant Share</u>					
<b>District Contribution</b>				716,322.67	
<b>Total</b>			\$ <u>0.00</u>	\$ <u>1,790,806.67</u>	\$ <u>1,074,484.00</u>
<b>Funding Source:</b>	<b>Proposition 51 Bonds/2016-Nov.</b>				

**APPLICATION DATA**

<b>Type of Project:</b>	Elementary School
<b>Pupils Assigned Under 50 Yrs:</b>	<b>K-6:</b> 165
<b>Recommended Acres:</b>	7.2
<b>Existing Acres:</b>	7.0

**PROGRAM GRANT DATA**

<b>Accessibility Fire Grant</b>	\$	30,126.00
<b>Base Grant - Under 50Yr</b>	\$	1,004,190.00
<b>Small Size Project</b>	\$	40,168.00
<b>Total State Share (60%)</b>		1,074,484.00
<b>Applicant Share (40%)</b>		716,322.67
<b>Total Project Cost</b>	\$	<u>1,790,806.67</u>

**STIPULATED TERMS & NEXT STEPS**

A valid Fund Release Authorization (Form SAB 50-05) must be signed by the designated District Representative and must be received by the Office of Public School Construction prior to 11:59 p.m. within 180 calendar days of SAB approval of the Apportionment for this project. The form may be submitted electronically via OPSC Online or via email to [OPSCApplicationReviewTeam@dgs.ca.gov](mailto:OPSCApplicationReviewTeam@dgs.ca.gov).

The Applicant shall ensure that it is in compliance with all applicable laws, regulations and certifications it made on the program forms.

The Applicant is required to submit a signed Grant Agreement for the project prior to or concurrent with a valid Fund Release Authorization (Form SAB 50-05). Failure to submit an executed Grant Agreement and valid Form SAB 50-05 prior to the deadline shall result in the Apportionment being rescinded without further board action.

The Applicant is responsible for ensuring that the project is compliant with Prevailing Wage Monitoring and/or Labor Compliance Program requirements at the time construction contracts are executed and/or construction commenced.

**APPLICANT DATA**

<b>Applicant:</b>	Ventura Unified	<b>PTN:</b>	72652 - 80
<b>Application No:</b>	50/72652-00-004	<b>County:</b>	Ventura
<b>School Name:</b>	Mound Elementary	<b>Filing Basis:</b>	District-wide

**HISTORY OF PROJECT FUNDING**

	<b>Fund Code</b>	<b>Proposition</b>	<b>Previously Authorized</b>	<b>Authorized This Action</b>	<b>State Apportionment This Action</b>
<u>State Share</u>					
<b>NC/Add. Grant</b>	001-2223	GF	\$	\$ 576,554.00	\$ 576,554.00
<u>Applicant Share</u>					
<b>District Contribution</b>				576,554.00	
<b>Total</b>			\$ <u>0.00</u>	\$ <u>1,153,108.00</u>	\$ <u>576,554.00</u>
<b>Funding Source:</b>	<b>General Funds FY 2022/2023</b>				

**APPLICATION DATA**

**Type of Project:** Elementary School

**Pupils Assigned:**

**Severe:** 9

**Number of Classrooms:** 1

**Addition to Existing Site:** No

**Master Plan Acres:** 9.9

**Recommended Acres:** 9.87

**Existing Acres:** 8.0

**Proposed Acres:** 0.0

**PROGRAM GRANT DATA**

<b>Base Grant</b>	\$	404,199.00
<b>Fire Detection</b>	\$	720.00
<b>Service Site Development</b>	\$	74,320.00
<b>Small Size Project</b>	\$	48,504.00
<b>Utilities</b>	\$	48,811.00
<b>Total State Share (50%)</b>		<u>576,554.00</u>
<b>Applicant Share (50%)</b>		<u>576,554.00</u>
<b>Total Project Cost</b>	\$	<u><u>1,153,108.00</u></u>

**STIPULATED TERMS & NEXT STEPS**

A valid Fund Release Authorization (Form SAB 50-05) must be signed by the designated District Representative and must be received by the Office of Public School Construction prior to 11:59 p.m. within 180 calendar days of SAB approval of the Apportionment for this project. The form may be submitted electronically via OPSC Online or via email to [OPSCApplicationReviewTeam@dgs.ca.gov](mailto:OPSCApplicationReviewTeam@dgs.ca.gov).

The Applicant shall ensure that it is in compliance with all applicable laws, regulations and certifications it made on the program forms.

The Applicant is required to submit a signed Grant Agreement for the project prior to or concurrent with a valid Fund Release Authorization (Form SAB 50-05). Failure to submit an executed Grant Agreement and valid Form SAB 50-05 prior to the deadline shall result in the Apportionment being rescinded without further board action.

The Applicant is responsible for ensuring that the project is compliant with Prevailing Wage Monitoring and/or Labor Compliance Program requirements at the time construction contracts are executed and/or construction commenced.

**APPLICANT DATA**

<b>Applicant:</b>	Western Placer Unified	<b>PTN:</b>	66951 - 46
<b>Application No:</b>	50/66951-00-011	<b>County:</b>	Placer
<b>School Name:</b>	Twelve Bridges High	<b>Filing Basis:</b>	District-wide

**HISTORY OF PROJECT FUNDING**

	Fund Code	Proposition	Previously Authorized	Authorized This Action	State Apportionment This Action
<b>State Share</b>					
NC/Add. Grant	001-2223	GF	\$	\$ 45,015,584.71	\$ 45,015,584.71
<b>Applicant Share</b>					
District Contribution				45,015,584.71	
<b>Total</b>			\$ <u>0.00</u>	\$ <u>90,031,169.42</u>	\$ <u>45,015,584.71</u>
<b>Funding Source: General Funds FY 2022/2023</b>					

**APPLICATION DATA**

**Type of Project:** High School

**Pupils Assigned:**

**9-12:** 1107

**Severe:** 18

**Number of Classrooms:** 43

**Addition to Existing Site:** No

**Master Plan Acres:** 52.6

**Recommended Acres:** 39.0

**Existing Acres:** 0.0

**Proposed Acres:** 56.95

**PROGRAM GRANT DATA**

<b>2% of Appraised or Actual Value</b>	\$	227,172.89
<b>Automatic Sprinkler System</b>	\$	381,645.00
<b>Base Grant</b>	\$	24,618,861.00
<b>DTSC Fees</b>	\$	750.00
<b>Fire Detection</b>	\$	49,041.00
<b>General Site</b>	\$	2,307,799.61
<b>NC Site Acquisition</b>	\$	5,679,322.21
<b>Off Site</b>	\$	1,279,841.00
<b>Service Site Development</b>	\$	10,273,795.00
<b>Utilities</b>	\$	197,357.00
<b>Total State Share (50%)</b>		45,015,584.71
<b>Applicant Share (50%)</b>		45,015,584.71
<b>Total Project Cost</b>	\$	<u>90,031,169.42</u>

**STIPULATED TERMS & NEXT STEPS**

Pursuant to SFP Regulation Section 1859.74, the grants for Site Acquisition have been reduced on a prorated basis by the percentage of the excess acreage of the site that exceeds the master plan site acreage approved by the California Department of Education.

A valid Fund Release Authorization (Form SAB 50-05) must be signed by the designated District Representative and must be received by the Office of Public School Construction prior to 11:59 p.m. within 180 calendar days of SAB approval of the Apportionment for this project. The form may be submitted electronically via OPSC Online or via email to OPSCApplicationReviewTeam@dgs.ca.gov.

The Applicant shall ensure that it is in compliance with all applicable laws, regulations and certifications it made on the program forms.

The Applicant is required to submit a signed Grant Agreement for the project prior to or concurrent with a valid Fund Release Authorization (Form SAB 50-05). Failure to submit an executed Grant Agreement and valid Form SAB 50-05 prior to the deadline shall result in the Apportionment being rescinded without further board action.

The Applicant is responsible for ensuring that the project is compliant with Prevailing Wage Monitoring and/or Labor Compliance Program requirements at the time construction contracts are executed and/or construction commenced.



**APPLICANT DATA**

<b>Applicant:</b>	Elk Grove Unified	<b>PTN:</b>	67314 - 240
<b>Application No:</b>	57/67314-00-036	<b>County:</b>	Sacramento
<b>School Name:</b>	Kerr (Joseph) Middle		

**HISTORY OF PROJECT FUNDING**

	<b>Fund Code</b>	<b>Proposition</b>	<b>Previously Authorized</b>	<b>Authorized This Action</b>	<b>State Apportionment This Action</b>
<u>State Share</u>					
<b>Mod/Add. Grant</b>	<b>051-570</b>	<b>51</b>	\$	\$ 2,848,770.00	\$ 2,848,770.00
<u>Applicant Share</u>					
<b>District Contribution</b>				1,899,180.00	
<b>Total</b>			\$ <u>0.00</u>	\$ <u>4,747,950.00</u>	\$ <u>2,848,770.00</u>
<b>Funding Source:</b>	<b>Proposition 51 Bonds/2016-Nov.</b>				

**APPLICATION DATA**

**Type of Project:** Middle School

**Pupils Assigned Under 50 Yrs:**

7-8:	43
<b>Non-Severe:</b>	13
<b>Severe:</b>	13

**Pupils Assigned Over 50 Yrs:**

7-8:	156
<b>Non-Severe:</b>	13
<b>Severe:</b>	14

**PROGRAM GRANT DATA**

<b>Accessibility Fire Grant</b>	\$	81,122.00
<b>Base Grant - Over 50Yr</b>	\$	2,704,068.00
<b>Fire Detection</b>	\$	63,580.00
<b>Total State Share (60%)</b>		<u>2,848,770.00</u>
<b>Applicant Share (40%)</b>		1,899,180.00
<b>Total Project Cost</b>	\$	<u><u>4,747,950.00</u></u>

**Recommended Acres:** 21.9

**Existing Acres:** 20.87

**STIPULATED TERMS & NEXT STEPS**

A valid Fund Release Authorization (Form SAB 50-05) must be signed by the designated District Representative and must be received by the Office of Public School Construction prior to 11:59 p.m. within 180 calendar days of SAB approval of the Apportionment for this project. The form may be submitted electronically via OPSC Online or via email to OPSCApplicationReviewTeam@dgs.ca.gov.

The Applicant shall ensure that it is in compliance with all applicable laws, regulations and certifications it made on the program forms.

The Applicant is required to submit a signed Grant Agreement for the project prior to or concurrent with a valid Fund Release Authorization (Form SAB 50-05). Failure to submit an executed Grant Agreement and valid Form SAB 50-05 prior to the deadline shall result in the Apportionment being rescinded without further board action.

The Applicant is responsible for ensuring that the project is compliant with Prevailing Wage Monitoring and/or Labor Compliance Program requirements at the time construction contracts are executed and/or construction commenced.

**APPLICANT DATA**

<b>Applicant:</b>	Moraga Elementary	<b>PTN:</b>	61747 - 11
<b>Application No:</b>	57/61747-00-004	<b>County:</b>	Contra Costa
<b>School Name:</b>	Camino Pablo Elementary		

**HISTORY OF PROJECT FUNDING**

	<b>Fund Code</b>	<b>Proposition</b>	<b>Previously Authorized</b>	<b>Authorized This Action</b>	<b>State Apportionment This Action</b>
<u>State Share</u>					
<b>Mod/Add. Grant</b>	<b>051-570</b>	<b>51</b>	\$	\$ 997,992.00	\$ 997,992.00
<u>Applicant Share</u>					
<b>District Contribution</b>				665,328.00	
<b>Total</b>			\$ <u>0.00</u>	\$ <u>1,663,320.00</u>	\$ <u>997,992.00</u>
<b>Funding Source:</b>	<b>Proposition 51 Bonds/2016-Nov.</b>				

**APPLICATION DATA**

<b>Type of Project:</b>	Elementary School	
<b>Pupils Assigned Under 50 Yrs:</b>	<b>K-6:</b>	0
	<b>Severe:</b>	0
<b>Pupils Assigned Over 50 Yrs:</b>	<b>K-6:</b>	97
	<b>Severe:</b>	4

**PROGRAM GRANT DATA**

<b>Accessibility Fire Grant</b>	\$	27,835.00
<b>Base Grant - Over 50Yr</b>	\$	927,830.00
<b>Project Assistance</b>	\$	5,214.00
<b>Small Size Project</b>	\$	37,113.00
<b>Total State Share (60%)</b>		997,992.00
<b>Applicant Share (40%)</b>		665,328.00
<b>Total Project Cost</b>	\$	<u>1,663,320.00</u>

<b>Recommended Acres:</b>	6.9
<b>Existing Acres:</b>	10.0

**STIPULATED TERMS & NEXT STEPS**

A valid Fund Release Authorization (Form SAB 50-05) must be signed by the designated District Representative and must be received by the Office of Public School Construction prior to 11:59 p.m. within 180 calendar days of SAB approval of the Apportionment for this project. The form may be submitted electronically via OPSC Online or via email to [OPSCApplicationReviewTeam@dgs.ca.gov](mailto:OPSCApplicationReviewTeam@dgs.ca.gov).

The Applicant shall ensure that it is in compliance with all applicable laws, regulations and certifications it made on the program forms.

The Applicant is required to submit a signed Grant Agreement for the project prior to or concurrent with a valid Fund Release Authorization (Form SAB 50-05). Failure to submit an executed Grant Agreement and valid Form SAB 50-05 prior to the deadline shall result in the Apportionment being rescinded without further board action.

The Applicant is responsible for ensuring that the project is compliant with Prevailing Wage Monitoring and/or Labor Compliance Program requirements at the time construction contracts are executed and/or construction commenced.

**APPLICANT DATA**

<b>Applicant:</b>	Lucia Mar Unified	<b>PTN:</b>	68759 - 69
<b>Application No:</b>	57/68759-00-017	<b>County:</b>	San Luis Obispo
<b>School Name:</b>	Oceano Elementary		

**HISTORY OF PROJECT FUNDING**

	<b>Fund Code</b>	<b>Proposition</b>	<b>Previously Authorized</b>	<b>Authorized This Action</b>	<b>State Apportionment This Action</b>
<u>State Share</u>					
<b>Mod/Add. Grant</b>	<b>051-570</b>	<b>51</b>	\$	\$ 2,375,278.00	\$ 2,375,278.00
<u>Applicant Share</u>					
<b>District Contribution</b>				1,583,518.67	
<b>Total</b>			\$ <u>0.00</u>	\$ <u>3,958,796.67</u>	\$ <u>2,375,278.00</u>
<b>Funding Source:</b>	<b>Proposition 51 Bonds/2016-Nov.</b>				

**APPLICATION DATA**

<b>Type of Project:</b>	Elementary School	
<b>Pupils Assigned Under 50 Yrs:</b>	<b>K-6:</b>	258
	<b>Non-Severe:</b>	9
<b>Pupils Assigned Over 50 Yrs:</b>	<b>K-6:</b>	57
	<b>Non-Severe:</b>	4

**PROGRAM GRANT DATA**

<b>Accessibility Fire Grant</b>	\$	67,228.00
<b>Base Grant - Over 50Yr</b>	\$	2,240,935.00
<b>Fire Detection</b>	\$	67,115.00
<b>Total State Share (60%)</b>		<u>2,375,278.00</u>
<b>Applicant Share (40%)</b>		<u>1,583,518.67</u>
<b>Total Project Cost</b>	\$	<u><u>3,958,796.67</u></u>

<b>Recommended Acres:</b>	9.5
<b>Existing Acres:</b>	7.85

**STIPULATED TERMS & NEXT STEPS**

A valid Fund Release Authorization (Form SAB 50-05) must be signed by the designated District Representative and must be received by the Office of Public School Construction prior to 11:59 p.m. within 180 calendar days of SAB approval of the Apportionment for this project. The form may be submitted electronically via OPSC Online or via email to [OPSCApplicationReviewTeam@dgs.ca.gov](mailto:OPSCApplicationReviewTeam@dgs.ca.gov).

The Applicant shall ensure that it is in compliance with all applicable laws, regulations and certifications it made on the program forms.

The Applicant is required to submit a signed Grant Agreement for the project prior to or concurrent with a valid Fund Release Authorization (Form SAB 50-05). Failure to submit an executed Grant Agreement and valid Form SAB 50-05 prior to the deadline shall result in the Apportionment being rescinded without further board action.

The Applicant is responsible for ensuring that the project is compliant with Prevailing Wage Monitoring and/or Labor Compliance Program requirements at the time construction contracts are executed and/or construction commenced.

**APPLICANT DATA**

<b>Applicant:</b>	Lucia Mar Unified	<b>PTN:</b>	68759 - 73
<b>Application No:</b>	57/68759-00-018	<b>County:</b>	San Luis Obispo
<b>School Name:</b>	Mesa Middle		

**HISTORY OF PROJECT FUNDING**

	<b>Fund Code</b>	<b>Proposition</b>	<b>Previously Authorized</b>	<b>Authorized This Action</b>	<b>State Apportionment This Action</b>
<u>State Share</u>					
<b>Mod/Add. Grant</b>	<b>051-570</b>	<b>51</b>	\$	\$ 3,415,083.00	\$ 3,415,083.00
<u>Applicant Share</u>					
<b>District Contribution</b>				2,276,722.00	
<b>Total</b>			\$ <u>0.00</u>	\$ <u>5,691,805.00</u>	\$ <u>3,415,083.00</u>
<b>Funding Source:</b>	<b>Proposition 51 Bonds/2016-Nov.</b>				

**APPLICATION DATA**

<b>Type of Project:</b>	Middle School
<b>Pupils Assigned Under 50 Yrs:</b>	
<b>7-8:</b>	460
<b>Non-Severe:</b>	20

**PROGRAM GRANT DATA**

<b>Accessibility Fire Grant</b>	\$	96,603.00
<b>Base Grant - Under 50Yr</b>	\$	3,220,100.00
<b>Fire Detection</b>	\$	98,380.00
<b>Total State Share (60%)</b>		<u>3,415,083.00</u>
<b>Applicant Share (40%)</b>		<u>2,276,722.00</u>
<b>Total Project Cost</b>	\$	<u><u>5,691,805.00</u></u>

<b>Recommended Acres:</b>	12.5
<b>Existing Acres:</b>	10.41

**STIPULATED TERMS & NEXT STEPS**

A valid Fund Release Authorization (Form SAB 50-05) must be signed by the designated District Representative and must be received by the Office of Public School Construction prior to 11:59 p.m. within 180 calendar days of SAB approval of the Apportionment for this project. The form may be submitted electronically via OPSC Online or via email to [OPSCApplicationReviewTeam@dgs.ca.gov](mailto:OPSCApplicationReviewTeam@dgs.ca.gov).

The Applicant shall ensure that it is in compliance with all applicable laws, regulations and certifications it made on the program forms.

The Applicant is required to submit a signed Grant Agreement for the project prior to or concurrent with a valid Fund Release Authorization (Form SAB 50-05). Failure to submit an executed Grant Agreement and valid Form SAB 50-05 prior to the deadline shall result in the Apportionment being rescinded without further board action.

The Applicant is responsible for ensuring that the project is compliant with Prevailing Wage Monitoring and/or Labor Compliance Program requirements at the time construction contracts are executed and/or construction commenced.

**APPLICANT DATA**

<b>Applicant:</b>	Elk Grove Unified	<b>PTN:</b>	67314 - 233
<b>Application No:</b>	50/67314-00-049	<b>County:</b>	Sacramento
<b>School Name:</b>	James Rutter Middle	<b>Filing Basis:</b>	District-wide

**HISTORY OF PROJECT FUNDING**

	<b>Fund Code</b>	<b>Proposition</b>	<b>Previously Authorized</b>	<b>Authorized This Action</b>	<b>State Apportionment This Action</b>
<b>State Share</b>					
<b>NC/Add. Grant</b>	001-2223	GF	\$	\$ 4,046,098.00	\$ 4,046,098.00
<b>Applicant Share</b>					
<b>District Contribution</b>				4,046,098.00	
<b>Total</b>			\$ <u>0.00</u>	\$ <u>8,092,196.00</u>	\$ <u>4,046,098.00</u>
<b>Funding Source:</b>	<b>General Funds FY 2022/2023</b>				

**APPLICATION DATA**

**Type of Project:** Middle School

**Pupils Assigned:** 7-8: 216

**Number of Classrooms:** 8

**Addition to Existing Site:** No

**Master Plan Acres:** 27.7

**Recommended Acres:** 23.1

**Existing Acres:** 26.53

**PROGRAM GRANT DATA**

<b>Automatic Sprinkler System</b>	\$ 68,904.00
<b>Base Grant</b>	\$ 3,651,264.00
<b>Fire Detection</b>	\$ 5,400.00
<b>Service Site Development</b>	\$ 186,125.00
<b>Utilities</b>	\$ 134,405.00
<b>Total State Share (50%)</b>	4,046,098.00
<b>Applicant Share (50%)</b>	4,046,098.00
<b>Total Project Cost</b>	\$ <u>8,092,196.00</u>

**STIPULATED TERMS & NEXT STEPS**

A valid Fund Release Authorization (Form SAB 50-05) must be signed by the designated District Representative and must be received by the Office of Public School Construction prior to 11:59 p.m. within 180 calendar days of SAB approval of the Apportionment for this project. The form may be submitted electronically via OPSC Online or via email to [OPSCApplicationReviewTeam@dgs.ca.gov](mailto:OPSCApplicationReviewTeam@dgs.ca.gov).

The Applicant shall ensure that it is in compliance with all applicable laws, regulations and certifications it made on the program forms.

The Applicant is required to submit a signed Grant Agreement for the project prior to or concurrent with a valid Fund Release Authorization (Form SAB 50-05). Failure to submit an executed Grant Agreement and valid Form SAB 50-05 prior to the deadline shall result in the Apportionment being rescinded without further board action.

The Applicant is responsible for ensuring that the project is compliant with Prevailing Wage Monitoring and/or Labor Compliance Program requirements at the time construction contracts are executed and/or construction commenced.

**APPLICANT DATA**

<b>Applicant:</b>	Colusa Unified	<b>PTN:</b>	61598 - 6,8
<b>Application No:</b>	57/61598-00-001	<b>County:</b>	Colusa
<b>School Name:</b>	Burchfield (James M.) Primary		

**HISTORY OF PROJECT FUNDING**

	<b>Fund Code</b>	<b>Proposition</b>	<b>Previously Authorized</b>	<b>Authorized This Action</b>	<b>State Apportionment This Action</b>
<u>State Share</u>					
<b>Mod/Add. Grant</b>	<b>051-570</b>	<b>51</b>	\$	\$ 1,122,527.00	\$ 1,122,527.00
<u>Applicant Share</u>					
<b>District Contribution</b>				748,351.33	
<b>Total</b>			\$ <u>0.00</u>	\$ <u>1,870,878.33</u>	\$ <u>1,122,527.00</u>
<b>Funding Source:</b>	<b>Proposition 51 Bonds/2016-Nov.</b>				

**APPLICATION DATA**

<b>Type of Project:</b>	Elementary School	
<b>Pupils Assigned Under 50 Yrs:</b>	<b>K-6:</b>	52
	<b>Non-Severe:</b>	0
<b>Pupils Assigned Over 50 Yrs:</b>	<b>K-6:</b>	81
	<b>Non-Severe:</b>	1
<b>Recommended Acres:</b>	4.6	
<b>Existing Acres:</b>	4.81	

**PROGRAM GRANT DATA**

<b>Accessibility Fire Grant</b>	\$	30,578.00
<b>Base Grant - Over 50Yr</b>	\$	1,019,265.00
<b>Fire Detection</b>	\$	26,699.00
<b>Project Assistance</b>	\$	5,214.00
<b>Small Size Project</b>	\$	40,771.00
<b>Total State Share (60%)</b>		<u>1,122,527.00</u>
<b>Applicant Share (40%)</b>		<u>748,351.33</u>
<b>Total Project Cost</b>	\$	<u>1,870,878.33</u>

**STIPULATED TERMS & NEXT STEPS**

A valid Fund Release Authorization (Form SAB 50-05) must be signed by the designated District Representative and must be received by the Office of Public School Construction prior to 11:59 p.m. within 180 calendar days of SAB approval of the Apportionment for this project. The form may be submitted electronically via OPSC Online or via email to [OPSCApplicationReviewTeam@dgs.ca.gov](mailto:OPSCApplicationReviewTeam@dgs.ca.gov).

The Applicant shall ensure that it is in compliance with all applicable laws, regulations and certifications it made on the program forms.

The Applicant is required to submit a signed Grant Agreement for the project prior to or concurrent with a valid Fund Release Authorization (Form SAB 50-05). Failure to submit an executed Grant Agreement and valid Form SAB 50-05 prior to the deadline shall result in the Apportionment being rescinded without further board action.

The Applicant is responsible for ensuring that the project is compliant with Prevailing Wage Monitoring and/or Labor Compliance Program requirements at the time construction contracts are executed and/or construction commenced.

**APPLICANT DATA**

<b>Applicant:</b>	Colusa Unified	<b>PTN:</b>	61598 - 7, 9
<b>Application No:</b>	57/61598-00-003	<b>County:</b>	Colusa
<b>School Name:</b>	Egling (George T.) Middle		

**HISTORY OF PROJECT FUNDING**

	<b>Fund Code</b>	<b>Proposition</b>	<b>Previously Authorized</b>	<b>Authorized This Action</b>	<b>State Apportionment This Action</b>
<b>State Share</b>					
<b>Mod/Add. Grant</b>	<b>051-570</b>	<b>51</b>	\$	\$ 1,316,421.00	\$ 1,316,421.00
<b>Applicant Share</b>					
<b>District Contribution</b>				877,614.00	
<b>Total</b>			\$ <u>0.00</u>	\$ <u>2,194,035.00</u>	\$ <u>1,316,421.00</u>
<b>Funding Source:</b>	<b>Proposition 51 Bonds/2016-Nov.</b>				

**APPLICATION DATA**

<b>Type of Project:</b>	Middle School	
<b>Pupils Assigned Under 50 Yrs:</b>	<b>K-6:</b>	174
	<b>Non-Severe:</b>	1
<b>Pupils Assigned Over 50 Yrs:</b>	<b>K-6:</b>	14
<b>Recommended Acres:</b>	10.7	
<b>Existing Acres:</b>	11.46	

**PROGRAM GRANT DATA**

<b>Accessibility Fire Grant</b>	\$	35,709.00
<b>Base Grant - Over 50Yr</b>	\$	1,190,297.00
<b>Fire Detection</b>	\$	37,589.00
<b>Project Assistance</b>	\$	5,214.00
<b>Small Size Project</b>	\$	47,612.00
<b>Total State Share (60%)</b>		<u>1,316,421.00</u>
<b>Applicant Share (40%)</b>		877,614.00
<b>Total Project Cost</b>	\$	<u>2,194,035.00</u>

**STIPULATED TERMS & NEXT STEPS**

A valid Fund Release Authorization (Form SAB 50-05) must be signed by the designated District Representative and must be received by the Office of Public School Construction prior to 11:59 p.m. within 180 calendar days of SAB approval of the Apportionment for this project. The form may be submitted electronically via OPSC Online or via email to [OPSCApplicationReviewTeam@dgs.ca.gov](mailto:OPSCApplicationReviewTeam@dgs.ca.gov).

The Applicant shall ensure that it is in compliance with all applicable laws, regulations and certifications it made on the program forms.

The Applicant is required to submit a signed Grant Agreement for the project prior to or concurrent with a valid Fund Release Authorization (Form SAB 50-05). Failure to submit an executed Grant Agreement and valid Form SAB 50-05 prior to the deadline shall result in the Apportionment being rescinded without further board action.

The Applicant is responsible for ensuring that the project is compliant with Prevailing Wage Monitoring and/or Labor Compliance Program requirements at the time construction contracts are executed and/or construction commenced.

**APPLICANT DATA**

<b>Applicant:</b>	Colusa Unified	<b>PTN:</b>	61598 - 10,5
<b>Application No:</b>	57/61598-00-002	<b>County:</b>	Colusa
<b>School Name:</b>	Colusa High		

**HISTORY OF PROJECT FUNDING**

	Fund Code	Proposition	Previously Authorized	Authorized This Action	State Apportionment This Action
<b>State Share</b>					
<b>Mod/Add. Grant</b>	<b>051-570</b>	<b>51</b>	\$	\$ 1,233,208.00	\$ 1,233,208.00
<b>Applicant Share</b>					
<b>District Contribution</b>				822,138.67	
<b>Total</b>			\$ <u>0.00</u>	\$ <u>2,055,346.67</u>	\$ <u>1,233,208.00</u>
<b>Funding Source:</b>	<b>Proposition 51 Bonds/2016-Nov.</b>				

**APPLICATION DATA**

**Type of Project:** High School

**Pupils Assigned Under 50 Yrs:**

9-12	29
<b>Non-Severe:</b>	1
<b>Severe:</b>	0

**Pupils Assigned Over 50 Yrs:**

9-12	69
<b>Non-Severe:</b>	2
<b>Severe:</b>	1

**PROGRAM GRANT DATA**

<b>Accessibility Fire Grant</b>	\$	33,840.00
<b>Base Grant - Over 50Yr</b>	\$	1,127,991.00
<b>Fire Detection</b>	\$	21,043.00
<b>Project Assistance</b>	\$	5,214.00
<b>Small Size Project</b>	\$	45,120.00
<b>Total State Share (60%)</b>		<u>1,233,208.00</u>
<b>Applicant Share (40%)</b>		<u>822,138.67</u>
<b>Total Project Cost</b>	\$	<u><u>2,055,346.67</u></u>

**Recommended Acres:** 19.2

**Existing Acres:** 40.0

**STIPULATED TERMS & NEXT STEPS**

A valid Fund Release Authorization (Form SAB 50-05) must be signed by the designated District Representative and must be received by the Office of Public School Construction prior to 11:59 p.m. within 180 calendar days of SAB approval of the Apportionment for this project. The form may be submitted electronically via OPSC Online or via email to OPSCApplicationReviewTeam@dgs.ca.gov.

The Applicant shall ensure that it is in compliance with all applicable laws, regulations and certifications it made on the program forms.

The Applicant is required to submit a signed Grant Agreement for the project prior to or concurrent with a valid Fund Release Authorization (Form SAB 50-05). Failure to submit an executed Grant Agreement and valid Form SAB 50-05 prior to the deadline shall result in the Apportionment being rescinded without further board action.

The Applicant is responsible for ensuring that the project is compliant with Prevailing Wage Monitoring and/or Labor Compliance Program requirements at the time construction contracts are executed and/or construction commenced.



**APPLICANT DATA**

<b>Applicant:</b>	Riverside Unified	<b>PTN:</b>	67215 - 269
<b>Application No:</b>	50/67215-00-035	<b>County:</b>	Riverside
<b>School Name:</b>	Magnolia Elementary	<b>Filing Basis:</b>	District-wide

**HISTORY OF PROJECT FUNDING**

	Fund Code	Proposition	Previously Authorized	Authorized This Action	State Apportionment This Action
<b>State Share</b>					
NC/Add. Grant	001-2223	GF	\$	\$ 3,947,211.00	\$ 3,947,211.00
<b>Applicant Share</b>					
District Contribution				3,947,211.00	
<b>Total</b>			\$ <u>0.00</u>	\$ <u>7,894,422.00</u>	\$ <u>3,947,211.00</u>
Funding Source: <b>General Funds FY 2022/2023</b>					

**APPLICATION DATA**

<b>Type of Project:</b>	Elementary School
<b>Pupils Assigned:</b>	K-6: 225
<b>Number of Classrooms:</b>	9
<b>Addition to Existing Site:</b>	No
<b>Master Plan Acres:</b>	9.8
<b>Recommended Acres:</b>	9.8
<b>Existing Acres:</b>	7.1

**PROGRAM GRANT DATA**

<b>Base Grant</b>	\$ 3,596,175.00
<b>Fire Detection</b>	\$ 4,275.00
<b>Service Site Development</b>	\$ 273,963.00
<b>Utilities</b>	\$ 72,798.00
<b>Total State Share (50%)</b>	3,947,211.00
<b>Applicant Share (50%)</b>	3,947,211.00
<b>Total Project Cost</b>	\$ <u>7,894,422.00</u>

**STIPULATED TERMS & NEXT STEPS**

A valid Fund Release Authorization (Form SAB 50-05) must be signed by the designated District Representative and must be received by the Office of Public School Construction prior to 11:59 p.m. within 180 calendar days of SAB approval of the Apportionment for this project. The form may be submitted electronically via OPSC Online or via email to [OPSCApplicationReviewTeam@dgs.ca.gov](mailto:OPSCApplicationReviewTeam@dgs.ca.gov).

The Applicant shall ensure that it is in compliance with all applicable laws, regulations and certifications it made on the program forms.

The Applicant is required to submit a signed Grant Agreement for the project prior to or concurrent with a valid Fund Release Authorization (Form SAB 50-05). Failure to submit an executed Grant Agreement and valid Form SAB 50-05 prior to the deadline shall result in the Apportionment being rescinded without further board action.

The Applicant is responsible for ensuring that the project is compliant with Prevailing Wage Monitoring and/or Labor Compliance Program requirements at the time construction contracts are executed and/or construction commenced.

**APPLICANT DATA**

<b>Applicant:</b>	Desert Sands Unified	<b>PTN:</b>	67058 - 171
<b>Application No:</b>	57/67058-00-020	<b>County:</b>	Riverside
<b>School Name:</b>	Indio Middle		

**HISTORY OF PROJECT FUNDING**

	<b>Fund Code</b>	<b>Proposition</b>	<b>Previously Authorized</b>	<b>Authorized This Action</b>	<b>State Apportionment This Action</b>
<u>State Share</u>					
<b>Mod/Add. Grant</b>	<b>051-570</b>	<b>51</b>	\$	\$ 6,296,963.00	\$ 6,296,963.00
<u>Applicant Share</u>					
<b>District Contribution</b>				4,197,975.33	
<b>Total</b>			\$ <u>0.00</u>	\$ <u>10,494,938.33</u>	\$ <u>6,296,963.00</u>
<b>Funding Source:</b>	<b>Proposition 51 Bonds/2016-Nov.</b>				

**APPLICATION DATA**

**Type of Project:** Middle School

**Pupils Assigned Under 50 Yrs:**

7-8:	802
<b>Non-Severe:</b>	38

**Recommended Acres:** 14.0

**Existing Acres:** 18.8

**PROGRAM GRANT DATA**

<b>Accessibility Fire Grant</b>	\$	169,644.00
<b>Base Grant - Under 50Yr</b>	\$	5,654,798.00
<b>Fire Detection</b>	\$	172,666.00
<b>Geographic Location</b>	\$	299,855.00
<b>Total State Share (60%)</b>		6,296,963.00
<b>Applicant Share (40%)</b>		4,197,975.33
<b>Total Project Cost</b>	\$	<u>10,494,938.33</u>

**STIPULATED TERMS & NEXT STEPS**

A valid Fund Release Authorization (Form SAB 50-05) must be signed by the designated District Representative and must be received by the Office of Public School Construction prior to 11:59 p.m. within 180 calendar days of SAB approval of the Apportionment for this project. The form may be submitted electronically via OPSC Online or via email to [OPSCApplicationReviewTeam@dgs.ca.gov](mailto:OPSCApplicationReviewTeam@dgs.ca.gov).

The Applicant shall ensure that it is in compliance with all applicable laws, regulations and certifications it made on the program forms.

The Applicant is required to submit a signed Grant Agreement for the project prior to or concurrent with a valid Fund Release Authorization (Form SAB 50-05). Failure to submit an executed Grant Agreement and valid Form SAB 50-05 prior to the deadline shall result in the Apportionment being rescinded without further board action.

The Applicant is responsible for ensuring that the project is compliant with Prevailing Wage Monitoring and/or Labor Compliance Program requirements at the time construction contracts are executed and/or construction commenced.

**APPLICANT DATA**

<b>Applicant:</b>	Riverside Unified	<b>PTN:</b>	67215 - 269
<b>Application No:</b>	57/67215-00-042	<b>County:</b>	Riverside
<b>School Name:</b>	Magnolia Elementary		

**HISTORY OF PROJECT FUNDING**

	<b>Fund Code</b>	<b>Proposition</b>	<b>Previously Authorized</b>	<b>Authorized This Action</b>	<b>State Apportionment This Action</b>
<u>State Share</u>					
<b>Mod/Add. Grant</b>	<b>051-570</b>	<b>51</b>	\$	\$ 679,394.00	\$ 679,394.00
<u>Applicant Share</u>					
<b>District Contribution</b>				452,929.33	
<b>Total</b>			\$ <u>0.00</u>	\$ <u>1,132,323.33</u>	\$ <u>679,394.00</u>
<b>Funding Source:</b>	<b>Proposition 51 Bonds/2016-Nov.</b>				

**APPLICATION DATA**

**Type of Project:** Elementary School

<b>Pupils Assigned Under 50 Yrs:</b>	<b>K-6:</b>	21
	<b>Non-Severe:</b>	0
<b>Pupils Assigned Over 50 Yrs:</b>	<b>K-6:</b>	49
	<b>Non-Severe:</b>	2

**PROGRAM GRANT DATA**

<b>Accessibility Fire Grant</b>	\$	17,343.00
<b>Base Grant - Over 50Yr</b>	\$	578,090.00
<b>Fire Detection</b>	\$	14,590.00
<b>Small Size Project</b>	\$	69,371.00
<b>Total State Share (60%)</b>		679,394.00
<b>Applicant Share (40%)</b>		452,929.33
<b>Total Project Cost</b>	\$	<u>1,132,323.33</u>

**Recommended Acres:** 9.8  
**Existing Acres:** 7.1

**STIPULATED TERMS & NEXT STEPS**

A valid Fund Release Authorization (Form SAB 50-05) must be signed by the designated District Representative and must be received by the Office of Public School Construction prior to 11:59 p.m. within 180 calendar days of SAB approval of the Apportionment for this project. The form may be submitted electronically via OPSC Online or via email to OPSCApplicationReviewTeam@dgs.ca.gov.

The Applicant shall ensure that it is in compliance with all applicable laws, regulations and certifications it made on the program forms.

The Applicant is required to submit a signed Grant Agreement for the project prior to or concurrent with a valid Fund Release Authorization (Form SAB 50-05). Failure to submit an executed Grant Agreement and valid Form SAB 50-05 prior to the deadline shall result in the Apportionment being rescinded without further board action.

The Applicant is responsible for ensuring that the project is compliant with Prevailing Wage Monitoring and/or Labor Compliance Program requirements at the time construction contracts are executed and/or construction commenced.

**APPLICANT DATA**

<b>Applicant:</b>	Riverside Unified	<b>PTN:</b>	67215 - 268
<b>Application No:</b>	57/67215-00-043	<b>County:</b>	Riverside
<b>School Name:</b>	Fremont Elementary		

**HISTORY OF PROJECT FUNDING**

	<b>Fund Code</b>	<b>Proposition</b>	<b>Previously Authorized</b>	<b>Authorized This Action</b>	<b>State Apportionment This Action</b>
<u>State Share</u>					
<b>Mod/Add. Grant</b>	<b>051-570</b>	<b>51</b>	\$	\$ 2,145,092.00	\$ 2,145,092.00
<u>Applicant Share</u>					
<b>District Contribution</b>				1,430,061.33	
<b>Total</b>			\$ <u>0.00</u>	\$ <u>3,575,153.33</u>	\$ <u>2,145,092.00</u>
<b>Funding Source:</b>	<b>Proposition 51 Bonds/2016-Nov.</b>				

**APPLICATION DATA**

<b>Type of Project:</b>	Elementary School	
<b>Pupils Assigned Under 50 Yrs:</b>	<b>K-6:</b>	100
<b>Pupils Assigned Over 50 Yrs:</b>	<b>K-6:</b>	150
<b>Recommended Acres:</b>		10.1
<b>Existing Acres:</b>		9.75

**PROGRAM GRANT DATA**

<b>2 Stop Elevator</b>	\$	162,591.00
<b>Accessibility Fire Grant</b>	\$	56,301.00
<b>Base Grant - Over 50Yr</b>	\$	1,876,700.00
<b>Fire Detection</b>	\$	49,500.00
<b>Total State Share (60%)</b>		<u>2,145,092.00</u>
<b>Applicant Share (40%)</b>		<u>1,430,061.33</u>
<b>Total Project Cost</b>	\$	<u><u>3,575,153.33</u></u>

**STIPULATED TERMS & NEXT STEPS**

A valid Fund Release Authorization (Form SAB 50-05) must be signed by the designated District Representative and must be received by the Office of Public School Construction prior to 11:59 p.m. within 180 calendar days of SAB approval of the Apportionment for this project. The form may be submitted electronically via OPSC Online or via email to [OPSCApplicationReviewTeam@dgs.ca.gov](mailto:OPSCApplicationReviewTeam@dgs.ca.gov).

The Applicant shall ensure that it is in compliance with all applicable laws, regulations and certifications it made on the program forms.

The Applicant is required to submit a signed Grant Agreement for the project prior to or concurrent with a valid Fund Release Authorization (Form SAB 50-05). Failure to submit an executed Grant Agreement and valid Form SAB 50-05 prior to the deadline shall result in the Apportionment being rescinded without further board action.

The Applicant is responsible for ensuring that the project is compliant with Prevailing Wage Monitoring and/or Labor Compliance Program requirements at the time construction contracts are executed and/or construction commenced.

**APPLICANT DATA**

<b>Applicant:</b>	Azusa Unified	<b>PTN:</b>	64279 - 73
<b>Application No:</b>	57/64279-00-028	<b>County:</b>	Los Angeles
<b>School Name:</b>	Murray (Clifford D.) Elementary		

**HISTORY OF PROJECT FUNDING**

	<b>Fund Code</b>	<b>Proposition</b>	<b>Previously Authorized</b>	<b>Authorized This Action</b>	<b>State Apportionment This Action</b>
<u>State Share</u>					
<b>Mod/Add. Grant</b>	<b>051-570</b>	<b>51</b>	\$	\$ 1,046,777.00	\$ 1,046,777.00
<u>Applicant Share</u>					
<b>District Contribution</b>				697,851.33	
<b>Total</b>			\$ <u>0.00</u>	\$ <u>1,744,628.33</u>	\$ <u>1,046,777.00</u>
<b>Funding Source:</b>	<b>Proposition 51 Bonds/2016-Nov.</b>				

**APPLICATION DATA**

<b>Type of Project:</b>	Elementary School	
<b>Pupils Assigned Under 50 Yrs:</b>	<b>K-6:</b>	1
<b>Pupils Assigned Over 50 Yrs:</b>	<b>K-6:</b>	115
<b>Recommended Acres:</b>	6.9	
<b>Existing Acres:</b>	10.0	

**PROGRAM GRANT DATA**

<b>Accessibility Fire Grant</b>	\$	29,349.00
<b>Base Grant - Over 50Yr</b>	\$	978,296.00
<b>Small Size Project</b>	\$	39,132.00
<b>Total State Share (60%)</b>		<u>1,046,777.00</u>
<b>Applicant Share (40%)</b>		697,851.33
<b>Total Project Cost</b>	\$	<u>1,744,628.33</u>

**STIPULATED TERMS & NEXT STEPS**

A valid Fund Release Authorization (Form SAB 50-05) must be signed by the designated District Representative and must be received by the Office of Public School Construction prior to 11:59 p.m. within 180 calendar days of SAB approval of the Apportionment for this project. The form may be submitted electronically via OPSC Online or via email to [OPSCApplicationReviewTeam@dgs.ca.gov](mailto:OPSCApplicationReviewTeam@dgs.ca.gov).

The Applicant shall ensure that it is in compliance with all applicable laws, regulations and certifications it made on the program forms.

The Applicant is required to submit a signed Grant Agreement for the project prior to or concurrent with a valid Fund Release Authorization (Form SAB 50-05). Failure to submit an executed Grant Agreement and valid Form SAB 50-05 prior to the deadline shall result in the Apportionment being rescinded without further board action.

The Applicant is responsible for ensuring that the project is compliant with Prevailing Wage Monitoring and/or Labor Compliance Program requirements at the time construction contracts are executed and/or construction commenced.

**APPLICANT DATA**

<b>Applicant:</b>	San Francisco Unified	<b>PTN:</b>	68478 - 374
<b>Application No:</b>	57/68478-00-064	<b>County:</b>	San Francisco
<b>School Name:</b>	Garfield Elementary		

**HISTORY OF PROJECT FUNDING**

	<b>Fund Code</b>	<b>Proposition</b>	<b>Previously Authorized</b>	<b>Authorized This Action</b>	<b>State Apportionment This Action</b>
<b>State Share</b>					
<b>Mod/Add. Grant</b>	<b>051-570</b>	<b>51</b>	\$	\$ 2,278,833.00	\$ 2,278,833.00
<b>Applicant Share</b>					
<b>District Contribution</b>				1,519,222.00	
<b>Total</b>			\$ <u>0.00</u>	\$ <u>3,798,055.00</u>	\$ <u>2,278,833.00</u>
<b>Funding Source:</b>	<b>Proposition 51 Bonds/2016-Nov.</b>				

**APPLICATION DATA**

**Type of Project:** Elementary School

**Pupils Assigned Under 50 Yrs:**

<b>K-6:</b>	235
<b>Non-Severe:</b>	1
<b>Severe:</b>	13

**Recommended Acres:** 3.9

**Existing Acres:** 0.79

**PROGRAM GRANT DATA**

<b>Accessibility Fire Grant</b>	\$	50,860.00
<b>Base Grant - Under 50Yr</b>	\$	1,695,335.00
<b>Fire Detection</b>	\$	53,967.00
<b>Urban / Security / Impacted Site</b>	\$	478,671.00
<b>Total State Share (60%)</b>		<u>2,278,833.00</u>
<b>Applicant Share (40%)</b>		<u>1,519,222.00</u>
<b>Total Project Cost</b>	\$	<u>3,798,055.00</u>

**STIPULATED TERMS & NEXT STEPS**

A valid Fund Release Authorization (Form SAB 50-05) must be signed by the designated District Representative and must be received by the Office of Public School Construction prior to 11:59 p.m. within 180 calendar days of SAB approval of the Apportionment for this project. The form may be submitted electronically via OPSC Online or via email to [OPSCApplicationReviewTeam@dgs.ca.gov](mailto:OPSCApplicationReviewTeam@dgs.ca.gov).

The Applicant shall ensure that it is in compliance with all applicable laws, regulations and certifications it made on the program forms.

The Applicant is required to submit a signed Grant Agreement for the project prior to or concurrent with a valid Fund Release Authorization (Form SAB 50-05). Failure to submit an executed Grant Agreement and valid Form SAB 50-05 prior to the deadline shall result in the Apportionment being rescinded without further board action.

The Applicant is responsible for ensuring that the project is compliant with Prevailing Wage Monitoring and/or Labor Compliance Program requirements at the time construction contracts are executed and/or construction commenced.

**APPLICANT DATA**

<b>Applicant:</b>	Kern High	<b>PTN:</b>	63529 - 167
<b>Application No:</b>	57/63529-00-013	<b>County:</b>	Kern
<b>School Name:</b>	North High		

**HISTORY OF PROJECT FUNDING**

	<b>Fund Code</b>	<b>Proposition</b>	<b>Previously Authorized</b>	<b>Authorized This Action</b>	<b>State Apportionment This Action</b>
<b>State Share</b>					
<b>Mod/Add. Grant</b>	<b>051-570</b>	<b>51</b>	\$	\$ 5,974,247.00	\$ 5,974,247.00
<b>Applicant Share</b>					
<b>District Contribution</b>				3,982,831.33	
<b>Total</b>			\$ <u>0.00</u>	\$ <u>9,957,078.33</u>	\$ <u>5,974,247.00</u>
<b>Funding Source:</b>	<b>Proposition 51 Bonds/2016-Nov.</b>				

**APPLICATION DATA**

<b>Type of Project:</b>	High School
<b>Pupils Assigned Under 50 Yrs:</b>	
	9-12      136
<b>Pupils Assigned Over 50 Yrs:</b>	
	9-12      389
<b>Recommended Acres:</b>	49.1
<b>Existing Acres:</b>	40.52

**PROGRAM GRANT DATA**

<b>Accessibility Fire Grant</b>	\$	170,980.00
<b>Base Grant - Over 50Yr</b>	\$	5,699,317.00
<b>Fire Detection</b>	\$	103,950.00
<b>Total State Share (60%)</b>		<u>5,974,247.00</u>
<b>Applicant Share (40%)</b>		<u>3,982,831.33</u>
<b>Total Project Cost</b>	\$	<u><u>9,957,078.33</u></u>

**STIPULATED TERMS & NEXT STEPS**

A valid Fund Release Authorization (Form SAB 50-05) must be signed by the designated District Representative and must be received by the Office of Public School Construction prior to 11:59 p.m. within 180 calendar days of SAB approval of the Apportionment for this project. The form may be submitted electronically via OPSC Online or via email to OPSCApplicationReviewTeam@dgs.ca.gov.

The Applicant shall ensure that it is in compliance with all applicable laws, regulations and certifications it made on the program forms.

The Applicant is required to submit a signed Grant Agreement for the project prior to or concurrent with a valid Fund Release Authorization (Form SAB 50-05). Failure to submit an executed Grant Agreement and valid Form SAB 50-05 prior to the deadline shall result in the Apportionment being rescinded without further board action.

The Applicant is responsible for ensuring that the project is compliant with Prevailing Wage Monitoring and/or Labor Compliance Program requirements at the time construction contracts are executed and/or construction commenced.

**APPLICANT DATA**

<b>Applicant:</b>	Folsom-Cordova Unified	<b>PTN:</b>	67330 - 225
<b>Application No:</b>	50/67330-21-012	<b>County:</b>	Sacramento
<b>School Name:</b>	Mangini Ranch Elementary	<b>Filing Basis:</b>	Folsom

**HISTORY OF PROJECT FUNDING**

	Fund Code	Proposition	Previously Authorized	Authorized This Action	State Apportionment This Action
<u>State Share</u>					
NC/Add. Grant	001-2223	GF	\$	\$ 15,130,728.53	\$ 15,130,728.53
<u>Applicant Share</u>					
District Contribution				15,130,728.53	
<b>Total</b>			<b>\$ 0.00</b>	<b>\$ 30,261,457.06</b>	<b>\$ 15,130,728.53</b>
Funding Source: <b>General Funds FY 2022/2023</b>					

**APPLICATION DATA**

<b>Type of Project:</b>	Elementary School
<b>Pupils Assigned:</b>	K-6: 600
<b>Number of Classrooms:</b>	25
<b>Addition to Existing Site:</b>	No
<b>Master Plan Acres:</b>	10.2
<b>Recommended Acres:</b>	10.2
<b>Existing Acres:</b>	0.0
<b>Proposed Acres:</b>	9.5

**PROGRAM GRANT DATA**

<b>2% of Appraised or Actual Value</b>	\$	113,800.00
<b>Automatic Sprinkler System</b>	\$	160,800.00
<b>Base Grant</b>	\$	9,589,800.00
<b>DTSC Fees</b>	\$	8,994.47
<b>Fire Detection</b>	\$	11,400.00
<b>General Site</b>	\$	832,872.00
<b>Hazardous Waste Removal</b>	\$	160,617.06
<b>NC Site Acquisition</b>	\$	2,845,000.00
<b>Off Site</b>	\$	44,326.00
<b>Service Site Development</b>	\$	1,196,980.00
<b>Utilities</b>	\$	166,139.00
<b>Total State Share (50%)</b>		15,130,728.53
<b>Applicant Share (50%)</b>		15,130,728.53
<b>Total Project Cost</b>	<b>\$</b>	<b>30,261,457.06</b>

**STIPULATED TERMS & NEXT STEPS**

A valid Fund Release Authorization (Form SAB 50-05) must be signed by the designated District Representative and must be received by the Office of Public School Construction prior to 11:59 p.m. within 180 calendar days of SAB approval of the Apportionment for this project. The form may be submitted electronically via OPSC Online or via email to OPSCApplicationReviewTeam@dgs.ca.gov.

The Applicant shall ensure that it is in compliance with all applicable laws, regulations and certifications it made on the program forms.

The Applicant is required to submit a signed Grant Agreement for the project prior to or concurrent with a valid Fund Release Authorization (Form SAB 50-05). Failure to submit an executed Grant Agreement and valid Form SAB 50-05 prior to the deadline shall result in the Apportionment being rescinded without further board action.

The Applicant is responsible for ensuring that the project is compliant with Prevailing Wage Monitoring and/or Labor Compliance Program requirements at the time construction contracts are executed and/or construction commenced.



**APPLICANT DATA**

<b>Applicant:</b>	Chicago Park Elementary	<b>PTN:</b>	66316 - 6, 7
<b>Application No:</b>	57/66316-00-002	<b>County:</b>	Nevada
<b>School Name:</b>	Chicago Park Elementary		

**HISTORY OF PROJECT FUNDING**

	<b>Fund Code</b>	<b>Proposition</b>	<b>Previously Authorized</b>	<b>Authorized This Action</b>	<b>State Apportionment This Action</b>
<b>State Share</b>					
<b>Mod/Add. Grant</b>	<b>051-570</b>	<b>51</b>	\$ 73,939.00	\$ 666,322.00	\$ 666,322.00
<b>Applicant Share</b>					
<b>District Contribution</b>			8,060.00	10,282.00	
<b>Financial Hardship</b>	<b>051-570</b>	<b>51</b>	41,233.00	433,932.33	433,932.33
<b>Total</b>			<b>\$ 123,232.00</b>	<b>\$ 1,110,536.33</b>	<b>\$ 1,100,254.33</b>
<b>Funding Source:</b>	<b>Proposition 51 Bonds/2016-Nov.</b>				

**APPLICATION DATA**

<b>Type of Project:</b>	Middle School	
<b>Pupils Assigned Under 50 Yrs:</b>	<b>K-6:</b>	42
	<b>7-8:</b>	22
<b>Pupils Assigned Over 50 Yrs:</b>	<b>7-8:</b>	22
<b>Recommended Acres:</b>	6.4	
<b>Existing Acres:</b>	7.64	

**PROGRAM GRANT DATA**

<b>Accessibility Fire Grant</b>	\$	17,818.00
<b>Base Grant - Over 50Yr</b>	\$	593,928.00
<b>Fire Detection</b>	\$	17,028.00
<b>Geographic Location</b>	\$	35,002.00
<b>Project Assistance</b>	\$	5,214.00
<b>Small Size Project</b>	\$	71,271.00
<b>Total State Share (60%)</b>		740,261.00
<b>Applicant Share (40%)</b>		493,507.33
<b>Total Project Cost</b>	\$	<b>1,233,768.33</b>

**STIPULATED TERMS & NEXT STEPS**

A valid Fund Release Authorization (Form SAB 50-05) must be signed by the designated District Representative and must be received by the Office of Public School Construction prior to 11:59 p.m. within 365 calendar days of SAB approval of the Apportionment for this project. The form may be submitted electronically via OPSC Online or via email to OPSCApplicationReviewTeam@dgs.ca.gov.

The Applicant shall ensure that it is in compliance with all applicable laws, regulations and certifications it made on the program forms.

The Applicant is required to submit a signed Grant Agreement for the project prior to or concurrent with a valid Fund Release Authorization (Form SAB 50-05). Failure to submit an executed Grant Agreement and valid Form SAB 50-05 prior to the deadline shall result in the Apportionment being rescinded without further board action.

The Applicant is responsible for ensuring that the project is compliant with Prevailing Wage Monitoring and/or Labor Compliance Program requirements at the time construction contracts are executed and/or construction commenced.

The Applicant qualifies for financial hardship pursuant to School Facility Program Regulation Section 1859.81(c)(4). The Applicant's total bonding capacity as of May 4, 2023, is \$5 million or less.

**APPLICANT DATA**

<b>Applicant:</b>	Hanford Elementary	<b>PTN:</b>	63917 - 31
<b>Application No:</b>	57/63917-00-007	<b>County:</b>	Kings
<b>School Name:</b>	Lincoln Elementary		

**HISTORY OF PROJECT FUNDING**

	<b>Fund Code</b>	<b>Proposition</b>	<b>Previously Authorized</b>	<b>Authorized This Action</b>	<b>State Apportionment This Action</b>
<u>State Share</u>					
<b>Mod/Add. Grant</b>	<b>051-570</b>	<b>51</b>	\$	\$ 3,078,092.00	\$ 3,078,092.00
<u>Applicant Share</u>					
<b>District Contribution</b>				2,052,061.33	
<b>Total</b>			\$ <u>0.00</u>	\$ <u>5,130,153.33</u>	\$ <u>3,078,092.00</u>
<b>Funding Source:</b>	<b>Proposition 51 Bonds/2016-Nov.</b>				

**APPLICATION DATA**

<b>Type of Project:</b>	Elementary School
<b>Pupils Assigned Under 50 Yrs:</b>	<b>K-6:</b> 476
<b>Recommended Acres:</b>	9.5
<b>Existing Acres:</b>	7.69

**PROGRAM GRANT DATA**

<b>Accessibility Fire Grant</b>	\$	86,908.00
<b>Base Grant - Under 50Yr</b>	\$	2,896,936.00
<b>Fire Detection</b>	\$	94,248.00
<b>Total State Share (60%)</b>		<u>3,078,092.00</u>
<b>Applicant Share (40%)</b>		<u>2,052,061.33</u>
<b>Total Project Cost</b>	\$	<u><u>5,130,153.33</u></u>

**STIPULATED TERMS & NEXT STEPS**

A valid Fund Release Authorization (Form SAB 50-05) must be signed by the designated District Representative and must be received by the Office of Public School Construction prior to 11:59 p.m. within 180 calendar days of SAB approval of the Apportionment for this project. The form may be submitted electronically via OPSC Online or via email to OPSCApplicationReviewTeam@dgs.ca.gov.

The Applicant shall ensure that it is in compliance with all applicable laws, regulations and certifications it made on the program forms.

The Applicant is required to submit a signed Grant Agreement for the project prior to or concurrent with a valid Fund Release Authorization (Form SAB 50-05). Failure to submit an executed Grant Agreement and valid Form SAB 50-05 prior to the deadline shall result in the Apportionment being rescinded without further board action.

The Applicant is responsible for ensuring that the project is compliant with Prevailing Wage Monitoring and/or Labor Compliance Program requirements at the time construction contracts are executed and/or construction commenced.

**APPLICANT DATA**

<b>Applicant:</b>	Hanford Elementary	<b>PTN:</b>	63917 - 27
<b>Application No:</b>	57/63917-00-008	<b>County:</b>	Kings
<b>School Name:</b>	George Washington		

**HISTORY OF PROJECT FUNDING**

	<b>Fund Code</b>	<b>Proposition</b>	<b>Previously Authorized</b>	<b>Authorized This Action</b>	<b>State Apportionment This Action</b>
<b>State Share</b>					
<b>Mod/Add. Grant</b>	<b>051-570</b>	<b>51</b>	\$	\$ 3,033,993.00	\$ 3,033,993.00
<b>Applicant Share</b>					
<b>District Contribution</b>				2,022,662.00	
<b>Total</b>			\$ <u>0.00</u>	\$ <u>5,056,655.00</u>	\$ <u>3,033,993.00</u>
<b>Funding Source:</b>	<b>Proposition 51 Bonds/2016-Nov.</b>				

**APPLICATION DATA**

**Type of Project:** Elementary School

**Pupils Assigned Under 50 Yrs:** **K-6:** 484

**Recommended Acres:** 9.8

**Existing Acres:** 11.22

**PROGRAM GRANT DATA**

<b>Accessibility Fire Grant</b>	\$ 88,369.00
<b>Base Grant - Under 50Yr</b>	\$ 2,945,624.00
<b>Total State Share (60%)</b>	3,033,993.00
<b>Applicant Share (40%)</b>	2,022,662.00
<b>Total Project Cost</b>	\$ <u>5,056,655.00</u>

**STIPULATED TERMS & NEXT STEPS**

A valid Fund Release Authorization (Form SAB 50-05) must be signed by the designated District Representative and must be received by the Office of Public School Construction prior to 11:59 p.m. within 180 calendar days of SAB approval of the Apportionment for this project. The form may be submitted electronically via OPSC Online or via email to [OPSCApplicationReviewTeam@dgs.ca.gov](mailto:OPSCApplicationReviewTeam@dgs.ca.gov).

The Applicant shall ensure that it is in compliance with all applicable laws, regulations and certifications it made on the program forms.

The Applicant is required to submit a signed Grant Agreement for the project prior to or concurrent with a valid Fund Release Authorization (Form SAB 50-05). Failure to submit an executed Grant Agreement and valid Form SAB 50-05 prior to the deadline shall result in the Apportionment being rescinded without further board action.

The Applicant is responsible for ensuring that the project is compliant with Prevailing Wage Monitoring and/or Labor Compliance Program requirements at the time construction contracts are executed and/or construction commenced.

**APPLICANT DATA**

<b>Applicant:</b>	Western Placer Unified	<b>PTN:</b>	66951 - 47
<b>Application No:</b>	50/66951-00-012	<b>County:</b>	Placer
<b>School Name:</b>	Scott Leaman Elementary	<b>Filing Basis:</b>	District-wide

**HISTORY OF PROJECT FUNDING**

	Fund Code	Proposition	Previously Authorized	Authorized This Action	State Apportionment This Action
<u>State Share</u>					
NC/Add. Grant	001-2223	GF	\$	\$ 15,074,763.50	\$ 15,074,763.50
<u>Applicant Share</u>					
District Contribution				15,074,763.50	
<b>Total</b>			\$ <u>0.00</u>	\$ <u>30,149,527.00</u>	\$ <u>15,074,763.50</u>
Funding Source: <b>General Funds FY 2022/2023</b>					

**APPLICATION DATA**

**Type of Project:** Elementary School  
**Pupils Assigned:** **K-6:** 600  
**Severe:** 18  
**Number of Classrooms:** 26  
**Addition to Existing Site:** No  
**Master Plan Acres:** 14.1  
**Recommended Acres:** 11.1  
**Proposed Acres:** 9.4

**PROGRAM GRANT DATA**

<b>2% of Appraised or Actual Value</b>	\$ 82,000.00
<b>Automatic Sprinkler System</b>	\$ 176,028.00
<b>Base Grant</b>	\$ 10,398,198.00
<b>DTSC Fees</b>	\$ 6,922.50
<b>Fire Detection</b>	\$ 12,840.00
<b>General Site</b>	\$ 879,774.00
<b>NC Site Acquisition</b>	\$ 2,050,000.00
<b>Service Site Development</b>	\$ 1,414,720.00
<b>Utilities</b>	\$ 54,281.00
<b>Total State Share (50%)</b>	15,074,763.50
<b>Applicant Share (50%)</b>	15,074,763.50
<b>Total Project Cost</b>	\$ <u>30,149,527.00</u>

**STIPULATED TERMS & NEXT STEPS**

A valid Fund Release Authorization (Form SAB 50-05) must be signed by the designated District Representative and must be received by the Office of Public School Construction prior to 11:59 p.m. within 180 calendar days of SAB approval of the Apportionment for this project. The form may be submitted electronically via OPSC Online or via email to OPSCApplicationReviewTeam@dgs.ca.gov.

The Applicant shall ensure that it is in compliance with all applicable laws, regulations and certifications it made on the program forms.

The Applicant is required to submit a signed Grant Agreement for the project prior to or concurrent with a valid Fund Release Authorization (Form SAB 50-05). Failure to submit an executed Grant Agreement and valid Form SAB 50-05 prior to the deadline shall result in the Apportionment being rescinded without further board action.

The Applicant is responsible for ensuring that the project is compliant with Prevailing Wage Monitoring and/or Labor Compliance Program requirements at the time construction contracts are executed and/or construction commenced.

**APPLICANT DATA**

<b>Applicant:</b>	Desert Sands Unified	<b>PTN:</b>	67058 - 170
<b>Application No:</b>	57/67058-00-021	<b>County:</b>	Riverside
<b>School Name:</b>	Kennedy (John F.) Elementary		

**HISTORY OF PROJECT FUNDING**

	<b>Fund Code</b>	<b>Proposition</b>	<b>Previously Authorized</b>	<b>Authorized This Action</b>	<b>State Apportionment This Action</b>
<u>State Share</u>					
<b>Mod/Add. Grant</b>	<b>051-570</b>	<b>51</b>	\$	\$ 581,870.00	\$ 581,870.00
<u>Applicant Share</u>					
<b>District Contribution</b>				387,913.33	
<b>Total</b>			\$ <u>0.00</u>	\$ <u>969,783.33</u>	\$ <u>581,870.00</u>
<b>Funding Source:</b>	<b>Proposition 51 Bonds/2016-Nov.</b>				

**APPLICATION DATA**

<b>Type of Project:</b>	Elementary School	
<b>Pupils Assigned Under 50 Yrs:</b>	<b>K-6:</b>	77
<b>Recommended Acres:</b>	9.8	
<b>Existing Acres:</b>	9.7	

**PROGRAM GRANT DATA**

<b>Accessibility Fire Grant</b>	\$	14,059.00
<b>Base Grant - Under 50Yr</b>	\$	468,622.00
<b>Fire Detection</b>	\$	15,246.00
<b>Geographic Location</b>	\$	27,708.00
<b>Small Size Project</b>	\$	56,235.00
<b>Total State Share (60%)</b>		<u>581,870.00</u>
<b>Applicant Share (40%)</b>		<u>387,913.33</u>
<b>Total Project Cost</b>	\$	<u><b>969,783.33</b></u>

**STIPULATED TERMS & NEXT STEPS**

A valid Fund Release Authorization (Form SAB 50-05) must be signed by the designated District Representative and must be received by the Office of Public School Construction prior to 11:59 p.m. within 180 calendar days of SAB approval of the Apportionment for this project. The form may be submitted electronically via OPSC Online or via email to [OPSCApplicationReviewTeam@dgs.ca.gov](mailto:OPSCApplicationReviewTeam@dgs.ca.gov).

The Applicant shall ensure that it is in compliance with all applicable laws, regulations and certifications it made on the program forms.

The Applicant is required to submit a signed Grant Agreement for the project prior to or concurrent with a valid Fund Release Authorization (Form SAB 50-05). Failure to submit an executed Grant Agreement and valid Form SAB 50-05 prior to the deadline shall result in the Apportionment being rescinded without further board action.

The Applicant is responsible for ensuring that the project is compliant with Prevailing Wage Monitoring and/or Labor Compliance Program requirements at the time construction contracts are executed and/or construction commenced.

**APPLICANT DATA**

<b>Applicant:</b>	Newport-Mesa Unified	<b>PTN:</b>	66597 - 225
<b>Application No:</b>	57/66597-00-051	<b>County:</b>	Orange
<b>School Name:</b>	Wilson Elementary		

**HISTORY OF PROJECT FUNDING**

	<b>Fund Code</b>	<b>Proposition</b>	<b>Previously Authorized</b>	<b>Authorized This Action</b>	<b>State Apportionment This Action</b>
<u>State Share</u>					
<b>Mod/Add. Grant</b>	<b>051-570</b>	<b>51</b>	\$	\$ 541,725.00	\$ 541,725.00
<u>Applicant Share</u>					
<b>District Contribution</b>				361,150.00	
<b>Total</b>			\$ <u>0.00</u>	\$ <u>902,875.00</u>	\$ <u>541,725.00</u>
<b>Funding Source:</b>	<b>Proposition 51 Bonds/2016-Nov.</b>				

**APPLICATION DATA**

**Type of Project:** Elementary School

**Pupils Assigned Under 50 Yrs:**

<b>Non-Severe:</b>	3
<b>Severe:</b>	0

**Pupils Assigned Over 50 Yrs:**

<b>Non-Severe:</b>	18
<b>Severe:</b>	4

**Recommended Acres:** 9.5

**Existing Acres:** 8.44

**PROGRAM GRANT DATA**

<b>Accessibility Fire Grant</b>	\$	14,132.00
<b>Base Grant - Over 50Yr</b>	\$	471,065.00
<b>Small Size Project</b>	\$	56,528.00
<b>Total State Share (60%)</b>		<u>541,725.00</u>
<b>Applicant Share (40%)</b>		361,150.00
<b>Total Project Cost</b>	\$	<u>902,875.00</u>

**STIPULATED TERMS & NEXT STEPS**

A valid Fund Release Authorization (Form SAB 50-05) must be signed by the designated District Representative and must be received by the Office of Public School Construction prior to 11:59 p.m. within 180 calendar days of SAB approval of the Apportionment for this project. The form may be submitted electronically via OPSC Online or via email to [OPSCApplicationReviewTeam@dgs.ca.gov](mailto:OPSCApplicationReviewTeam@dgs.ca.gov).

The Applicant shall ensure that it is in compliance with all applicable laws, regulations and certifications it made on the program forms.

The Applicant is required to submit a signed Grant Agreement for the project prior to or concurrent with a valid Fund Release Authorization (Form SAB 50-05). Failure to submit an executed Grant Agreement and valid Form SAB 50-05 prior to the deadline shall result in the Apportionment being rescinded without further board action.

The Applicant is responsible for ensuring that the project is compliant with Prevailing Wage Monitoring and/or Labor Compliance Program requirements at the time construction contracts are executed and/or construction commenced.

**APPLICANT DATA**

<b>Applicant:</b>	San Jose Unified	<b>PTN:</b>	69666 - 221
<b>Application No:</b>	57/69666-00-053	<b>County:</b>	Santa Clara
<b>School Name:</b>	Willow Glen High		

**HISTORY OF PROJECT FUNDING**

	<b>Fund Code</b>	<b>Proposition</b>	<b>Previously Authorized</b>	<b>Authorized This Action</b>	<b>State Apportionment This Action</b>
<b>State Share</b>					
<b>Mod/Add. Grant</b>	<b>051-570</b>	<b>51</b>	\$	\$ 2,899,205.00	\$ 2,899,205.00
<b>Applicant Share</b>					
<b>District Contribution</b>				1,932,803.33	
<b>Total</b>			\$ <u>0.00</u>	\$ <u>4,832,008.33</u>	\$ <u>2,899,205.00</u>
<b>Funding Source:</b>	<b>Proposition 51 Bonds/2016-Nov.</b>				

**APPLICATION DATA**

**Type of Project:** High School

**Pupils Assigned Under 50 Yrs:**

<b>9-12</b>	0
<b>Severe:</b>	5

**Pupils Assigned Over 50 Yrs:**

<b>9-12</b>	141
<b>Severe:</b>	34

**PROGRAM GRANT DATA**

<b>Accessibility Fire Grant</b>	\$ 79,909.00
<b>Base Grant - Over 50Yr</b>	\$ 2,663,617.00
<b>Fire Detection</b>	\$ 49,134.00
<b>Small Size Project</b>	\$ 106,545.00
<b>Total State Share (60%)</b>	2,899,205.00
<b>Applicant Share (40%)</b>	1,932,803.33
<b>Total Project Cost</b>	\$ <u>4,832,008.33</u>

**Recommended Acres:** 47.1

**Existing Acres:** 35.68

**STIPULATED TERMS & NEXT STEPS**

A valid Fund Release Authorization (Form SAB 50-05) must be signed by the designated District Representative and must be received by the Office of Public School Construction prior to 11:59 p.m. within 180 calendar days of SAB approval of the Apportionment for this project. The form may be submitted electronically via OPSC Online or via email to [OPSCApplicationReviewTeam@dgs.ca.gov](mailto:OPSCApplicationReviewTeam@dgs.ca.gov).

The Applicant shall ensure that it is in compliance with all applicable laws, regulations and certifications it made on the program forms.

The Applicant is required to submit a signed Grant Agreement for the project prior to or concurrent with a valid Fund Release Authorization (Form SAB 50-05). Failure to submit an executed Grant Agreement and valid Form SAB 50-05 prior to the deadline shall result in the Apportionment being rescinded without further board action.

The Applicant is responsible for ensuring that the project is compliant with Prevailing Wage Monitoring and/or Labor Compliance Program requirements at the time construction contracts are executed and/or construction commenced.

**APPLICANT DATA**

<b>Applicant:</b>	San Jose Unified	<b>PTN:</b>	69666 - 450
<b>Application No:</b>	57/69666-00-054	<b>County:</b>	Santa Clara
<b>School Name:</b>	Lincoln (Abraham) High		

**HISTORY OF PROJECT FUNDING**

	<b>Fund Code</b>	<b>Proposition</b>	<b>Previously Authorized</b>	<b>Authorized This Action</b>	<b>State Apportionment This Action</b>
<b>State Share</b>					
<b>Mod/Add. Grant</b>	<b>051-570</b>	<b>51</b>	\$	\$ 3,270,787.00	\$ 3,270,787.00
<b>Applicant Share</b>					
<b>District Contribution</b>				2,180,524.67	
<b>Total</b>			\$ <u>0.00</u>	\$ <u>5,451,311.67</u>	\$ <u>3,270,787.00</u>
<b>Funding Source:</b>	<b>Proposition 51 Bonds/2016-Nov.</b>				

**APPLICATION DATA**

**Type of Project:** Middle School

**Pupils Assigned Under 50 Yrs:**

<b>9-12</b>	0
<b>Severe:</b>	3

**Pupils Assigned Over 50 Yrs:**

<b>9-12</b>	241
<b>Severe:</b>	11

**Recommended Acres:** 49.7

**Existing Acres:** 40.13

**PROGRAM GRANT DATA**

<b>Accessibility Fire Grant</b>	\$	95,266.00
<b>Base Grant - Over 50Yr</b>	\$	3,175,521.00
<b>Total State Share (60%)</b>		3,270,787.00
<b>Applicant Share (40%)</b>		2,180,524.67
<b>Total Project Cost</b>	\$	<u>5,451,311.67</u>

**STIPULATED TERMS & NEXT STEPS**

A valid Fund Release Authorization (Form SAB 50-05) must be signed by the designated District Representative and must be received by the Office of Public School Construction prior to 11:59 p.m. within 180 calendar days of SAB approval of the Apportionment for this project. The form may be submitted electronically via OPSC Online or via email to [OPSCApplicationReviewTeam@dgs.ca.gov](mailto:OPSCApplicationReviewTeam@dgs.ca.gov).

The Applicant shall ensure that it is in compliance with all applicable laws, regulations and certifications it made on the program forms.

The Applicant is required to submit a signed Grant Agreement for the project prior to or concurrent with a valid Fund Release Authorization (Form SAB 50-05). Failure to submit an executed Grant Agreement and valid Form SAB 50-05 prior to the deadline shall result in the Apportionment being rescinded without further board action.

The Applicant is responsible for ensuring that the project is compliant with Prevailing Wage Monitoring and/or Labor Compliance Program requirements at the time construction contracts are executed and/or construction commenced.



**APPLICANT DATA**

<b>Applicant:</b>	Riverside Unified	<b>PTN:</b>	67215 - 266
<b>Application No:</b>	50/67215-00-036	<b>County:</b>	Riverside
<b>School Name:</b>	Adams Elementary	<b>Filing Basis:</b>	District-wide

**HISTORY OF PROJECT FUNDING**

	<b>Fund Code</b>	<b>Proposition</b>	<b>Previously Authorized</b>	<b>Authorized This Action</b>	<b>State Apportionment This Action</b>
<b>State Share</b>					
<b>NC/Add. Grant</b>	<b>001-2223</b>	<b>GF</b>	\$	\$ 2,931,130.00	\$ 2,931,130.00
<b>Applicant Share</b>					
<b>District Contribution</b>				2,931,130.00	
<b>Total</b>			\$ <u>0.00</u>	\$ <u>5,862,260.00</u>	\$ <u>2,931,130.00</u>
<b>Funding Source: General Funds FY 2022/2023</b>					

**APPLICATION DATA**

<b>Type of Project:</b>	Elementary School
<b>Pupils Assigned:</b>	<b>K-6:</b> 125
<b>Number of Classrooms:</b>	5
<b>Addition to Existing Site:</b>	No
<b>Master Plan Acres:</b>	9.9
<b>Recommended Acres:</b>	9.8
<b>Existing Acres:</b>	7.63

**PROGRAM GRANT DATA**

<b>Automatic Sprinkler System</b>	\$	33,500.00
<b>Base Grant</b>	\$	1,997,875.00
<b>Fire Detection</b>	\$	2,375.00
<b>Off Site</b>	\$	27,696.00
<b>Service Site Development</b>	\$	353,735.00
<b>Small Size Project</b>	\$	79,915.00
<b>Utilities</b>	\$	436,034.00
<b>Total State Share (50%)</b>		<u>2,931,130.00</u>
<b>Applicant Share (50%)</b>		<u>2,931,130.00</u>
<b>Total Project Cost</b>	\$	<u><u>5,862,260.00</u></u>

**STIPULATED TERMS & NEXT STEPS**

A valid Fund Release Authorization (Form SAB 50-05) must be signed by the designated District Representative and must be received by the Office of Public School Construction prior to 11:59 p.m. within 180 calendar days of SAB approval of the Apportionment for this project. The form may be submitted electronically via OPSC Online or via email to [OPSCApplicationReviewTeam@dgs.ca.gov](mailto:OPSCApplicationReviewTeam@dgs.ca.gov).

The Applicant shall ensure that it is in compliance with all applicable laws, regulations and certifications it made on the program forms.

The Applicant is required to submit a signed Grant Agreement for the project prior to or concurrent with a valid Fund Release Authorization (Form SAB 50-05). Failure to submit an executed Grant Agreement and valid Form SAB 50-05 prior to the deadline shall result in the Apportionment being rescinded without further board action.

The Applicant is responsible for ensuring that the project is compliant with Prevailing Wage Monitoring and/or Labor Compliance Program requirements at the time construction contracts are executed and/or construction commenced.

**APPLICANT DATA**

<b>Applicant:</b>	Moreno Valley Unified	<b>PTN:</b>	67124 - 204
<b>Application No:</b>	57/67124-00-026	<b>County:</b>	Riverside
<b>School Name:</b>	Vista Heights		

**HISTORY OF PROJECT FUNDING**

	<b>Fund Code</b>	<b>Proposition</b>	<b>Previously Authorized</b>	<b>Authorized This Action</b>	<b>State Apportionment This Action</b>
<u>State Share</u>					
<b>Mod/Add. Grant</b>	<b>051-570</b>	<b>51</b>	\$	\$ 8,076,436.00	\$ 8,076,436.00
<u>Applicant Share</u>					
<b>District Contribution</b>				5,384,290.67	
<b>Total</b>			\$ <u>0.00</u>	\$ <u>13,460,726.67</u>	\$ <u>8,076,436.00</u>
<b>Funding Source:</b>	<b>Proposition 51 Bonds/2016-Nov.</b>				

**APPLICATION DATA**

**Type of Project:** Middle School

**Pupils Assigned Under 50 Yrs:**

7-8: 1183

**Recommended Acres:** 19.9

**Existing Acres:** 19.96

**PROGRAM GRANT DATA**

<b>Accessibility Fire Grant</b>	\$	228,414.00
<b>Base Grant - Under 50Yr</b>	\$	7,613,788.00
<b>Fire Detection</b>	\$	234,234.00
<b>Total State Share (60%)</b>		8,076,436.00
<b>Applicant Share (40%)</b>		5,384,290.67
<b>Total Project Cost</b>	\$	<u>13,460,726.67</u>

**STIPULATED TERMS & NEXT STEPS**

A valid Fund Release Authorization (Form SAB 50-05) must be signed by the designated District Representative and must be received by the Office of Public School Construction prior to 11:59 p.m. within 180 calendar days of SAB approval of the Apportionment for this project. The form may be submitted electronically via OPSC Online or via email to [OPSCApplicationReviewTeam@dgs.ca.gov](mailto:OPSCApplicationReviewTeam@dgs.ca.gov).

The Applicant shall ensure that it is in compliance with all applicable laws, regulations and certifications it made on the program forms.

The Applicant is required to submit a signed Grant Agreement for the project prior to or concurrent with a valid Fund Release Authorization (Form SAB 50-05). Failure to submit an executed Grant Agreement and valid Form SAB 50-05 prior to the deadline shall result in the Apportionment being rescinded without further board action.

The Applicant is responsible for ensuring that the project is compliant with Prevailing Wage Monitoring and/or Labor Compliance Program requirements at the time construction contracts are executed and/or construction commenced.

**APPLICANT DATA**

<b>Applicant:</b>	Riverside Unified	<b>PTN:</b>	67215 - 266
<b>Application No:</b>	57/67215-00-044	<b>County:</b>	Riverside
<b>School Name:</b>	Adams Elementary		

**HISTORY OF PROJECT FUNDING**

	<b>Fund Code</b>	<b>Proposition</b>	<b>Previously Authorized</b>	<b>Authorized This Action</b>	<b>State Apportionment This Action</b>
<b>State Share</b>					
<b>Mod/Add. Grant</b>	<b>051-570</b>	<b>51</b>	\$	\$ 1,161,482.00	\$ 1,161,482.00
<b>Applicant Share</b>					
<b>District Contribution</b>				774,321.33	
<b>Total</b>			\$ <u>0.00</u>	\$ <u>1,935,803.33</u>	\$ <u>1,161,482.00</u>
<b>Funding Source:</b>	<b>Proposition 51 Bonds/2016-Nov.</b>				

**APPLICATION DATA**

<b>Type of Project:</b>	Elementary School	
<b>Pupils Assigned Under 50 Yrs:</b>	<b>K-6:</b>	56
<b>Pupils Assigned Over 50 Yrs:</b>	<b>K-6:</b>	85
<b>Recommended Acres:</b>		9.8
<b>Existing Acres:</b>		7.63

**PROGRAM GRANT DATA**

<b>Accessibility Fire Grant</b>	\$	31,782.00
<b>Base Grant - Over 50Yr</b>	\$	1,059,406.00
<b>Fire Detection</b>	\$	27,918.00
<b>Small Size Project</b>	\$	42,376.00
<b>Total State Share (60%)</b>		<u>1,161,482.00</u>
<b>Applicant Share (40%)</b>		<u>774,321.33</u>
<b>Total Project Cost</b>	\$	<u><u>1,935,803.33</u></u>

**STIPULATED TERMS & NEXT STEPS**

A valid Fund Release Authorization (Form SAB 50-05) must be signed by the designated District Representative and must be received by the Office of Public School Construction prior to 11:59 p.m. within 180 calendar days of SAB approval of the Apportionment for this project. The form may be submitted electronically via OPSC Online or via email to [OPSCApplicationReviewTeam@dgs.ca.gov](mailto:OPSCApplicationReviewTeam@dgs.ca.gov).

The Applicant shall ensure that it is in compliance with all applicable laws, regulations and certifications it made on the program forms.

The Applicant is required to submit a signed Grant Agreement for the project prior to or concurrent with a valid Fund Release Authorization (Form SAB 50-05). Failure to submit an executed Grant Agreement and valid Form SAB 50-05 prior to the deadline shall result in the Apportionment being rescinded without further board action.

The Applicant is responsible for ensuring that the project is compliant with Prevailing Wage Monitoring and/or Labor Compliance Program requirements at the time construction contracts are executed and/or construction commenced.

**APPLICANT DATA**

<b>Applicant:</b>	Ballico-Cressey Elementary	<b>PTN:</b>	65649 - 7
<b>Application No:</b>	50/65649-00-001	<b>County:</b>	Merced
<b>School Name:</b>	Ballico Elementary	<b>Filing Basis:</b>	District-wide

**HISTORY OF PROJECT FUNDING**

	Fund Code	Proposition	Previously Authorized	Authorized This Action	State Apportionment This Action
<u>State Share</u>					
NC/Add. Grant	001-2223	GF	\$	\$ 3,550,529.80	\$ 3,550,529.80
<u>Applicant Share</u>					
District Contribution				3,550,529.80	
<b>Total</b>			\$ <u>0.00</u>	\$ <u>7,101,059.60</u>	\$ <u>3,550,529.80</u>
Funding Source: <b>General Funds FY 2022/2023</b>					

**APPLICATION DATA**

<b>Type of Project:</b>	Elementary School
<b>Pupils Assigned:</b>	<b>K-6:</b> 121 <b>7-8:</b> 29
<b>Number of Classrooms:</b>	6
<b>Addition to Existing Site:</b>	Yes
<b>Use of Grants 1859.77.3(a):</b>	No
<b>Use of Grants 1859.77.3(b):</b>	Yes
<b>Master Plan Acres:</b>	13.9
<b>Recommended Acres:</b>	11.1
<b>Existing Acres:</b>	7.01
<b>Proposed Acres:</b>	5.57

**PROGRAM GRANT DATA**

<b>2% of Appraised or Actual Value</b>	\$ 25,000.00
<b>Base Grant</b>	\$ 2,424,159.00
<b>DTSC Fees</b>	\$ 9,665.65
<b>Fire Detection</b>	\$ 3,024.00
<b>General Site</b>	\$ 302,154.00
<b>NC Site Acquisition</b>	\$ 158,500.00
<b>Project Assistance</b>	\$ 9,775.00
<b>Service Site Development</b>	\$ 357,289.77
<b>Small Size Project</b>	\$ 96,966.00
<b>Utilities</b>	\$ 163,996.38
<b>Total State Share (50%)</b>	3,550,529.80
<b>Applicant Share (50%)</b>	3,550,529.80
<b>Total Project Cost</b>	\$ <u>7,101,059.60</u>

**STIPULATED TERMS & NEXT STEPS**

A valid Fund Release Authorization (Form SAB 50-05) must be signed by the designated District Representative and must be received by the Office of Public School Construction prior to 11:59 p.m. within 180 calendar days of SAB approval of the Apportionment for this project. The form may be submitted electronically via OPSC Online or via email to [OPSCApplicationReviewTeam@dgs.ca.gov](mailto:OPSCApplicationReviewTeam@dgs.ca.gov).

The Applicant shall ensure that it is in compliance with all applicable laws, regulations and certifications it made on the program forms.

The Applicant is required to submit a signed Grant Agreement for the project prior to or concurrent with a valid Fund Release Authorization (Form SAB 50-05). Failure to submit an executed Grant Agreement and valid Form SAB 50-05 prior to the deadline shall result in the Apportionment being rescinded without further board action.

The Applicant is responsible for ensuring that the project is compliant with Prevailing Wage Monitoring and/or Labor Compliance Program requirements at the time construction contracts are executed and/or construction commenced.

**APPLICANT DATA**

<b>Applicant:</b>	Panama-Buena Vista Union	<b>PTN:</b>	63362 - 126
<b>Application No:</b>	57/63362-00-006	<b>County:</b>	Kern
<b>School Name:</b>	Panama Elementary		

**HISTORY OF PROJECT FUNDING**

	<b>Fund Code</b>	<b>Proposition</b>	<b>Previously Authorized</b>	<b>Authorized This Action</b>	<b>State Apportionment This Action</b>
<u>State Share</u>					
<b>Mod/Add. Grant</b>	<b>051-570</b>	<b>51</b>	\$	\$ 4,041,613.00	\$ 4,041,613.00
<u>Applicant Share</u>					
<b>District Contribution</b>				2,694,408.67	
<b>Total</b>			\$ <u>0.00</u>	\$ <u>6,736,021.67</u>	\$ <u>4,041,613.00</u>
<b>Funding Source:</b>	<b>Proposition 51 Bonds/2016-Nov.</b>				

**APPLICATION DATA**

<b>Type of Project:</b>	Elementary School
<b>Pupils Assigned Under 50 Yrs:</b>	<b>K-6:</b> 625
<b>Recommended Acres:</b>	14.07
<b>Existing Acres:</b>	11.05

**PROGRAM GRANT DATA**

<b>Accessibility Fire Grant</b>	\$	114,113.00
<b>Base Grant - Under 50Yr</b>	\$	3,803,750.00
<b>Fire Detection</b>	\$	123,750.00
<b>Total State Share (60%)</b>		4,041,613.00
<b>Applicant Share (40%)</b>		2,694,408.67
<b>Total Project Cost</b>	\$	<u>6,736,021.67</u>

**STIPULATED TERMS & NEXT STEPS**

A valid Fund Release Authorization (Form SAB 50-05) must be signed by the designated District Representative and must be received by the Office of Public School Construction prior to 11:59 p.m. within 180 calendar days of SAB approval of the Apportionment for this project. The form may be submitted electronically via OPSC Online or via email to [OPSCApplicationReviewTeam@dgs.ca.gov](mailto:OPSCApplicationReviewTeam@dgs.ca.gov).

The Applicant shall ensure that it is in compliance with all applicable laws, regulations and certifications it made on the program forms.

The Applicant is required to submit a signed Grant Agreement for the project prior to or concurrent with a valid Fund Release Authorization (Form SAB 50-05). Failure to submit an executed Grant Agreement and valid Form SAB 50-05 prior to the deadline shall result in the Apportionment being rescinded without further board action.

The Applicant is responsible for ensuring that the project is compliant with Prevailing Wage Monitoring and/or Labor Compliance Program requirements at the time construction contracts are executed and/or construction commenced.

**APPLICANT DATA**

<b>Applicant:</b>	Etiwanda Elementary	<b>PTN:</b>	67702 - 90
<b>Application No:</b>	57/67702-00-003	<b>County:</b>	San Bernardino
<b>School Name:</b>	Windrows Elementary		

**HISTORY OF PROJECT FUNDING**

	<b>Fund Code</b>	<b>Proposition</b>	<b>Previously Authorized</b>	<b>Authorized This Action</b>	<b>State Apportionment This Action</b>
<u>State Share</u>					
<b>Mod/Add. Grant</b>	<b>051-570</b>	<b>51</b>	\$	\$ 1,944,682.00	\$ 1,944,682.00
<u>Applicant Share</u>					
<b>District Contribution</b>				1,296,454.67	
<b>Total</b>			\$ <u>0.00</u>	\$ <u>3,241,136.67</u>	\$ <u>1,944,682.00</u>
<b>Funding Source:</b>	<b>Proposition 51 Bonds/2016-Nov.</b>				

**APPLICATION DATA**

**Type of Project:** Elementary School

**Pupils Assigned Under 50 Yrs:**

<b>K-6:</b>	216
<b>Non-Severe:</b>	13
<b>Severe:</b>	18

**PROGRAM GRANT DATA**

<b>Accessibility Fire Grant</b>	\$	54,972.00
<b>Base Grant - Under 50Yr</b>	\$	1,832,405.00
<b>Fire Detection</b>	\$	57,305.00
<b>Total State Share (60%)</b>		<u>1,944,682.00</u>
<b>Applicant Share (40%)</b>		<u>1,296,454.67</u>
<b>Total Project Cost</b>	\$	<u><u>3,241,136.67</u></u>

**Recommended Acres:** 9.8

**Existing Acres:** 12.5

**STIPULATED TERMS & NEXT STEPS**

A valid Fund Release Authorization (Form SAB 50-05) must be signed by the designated District Representative and must be received by the Office of Public School Construction prior to 11:59 p.m. within 180 calendar days of SAB approval of the Apportionment for this project. The form may be submitted electronically via OPSC Online or via email to [OPSCApplicationReviewTeam@dgs.ca.gov](mailto:OPSCApplicationReviewTeam@dgs.ca.gov).

The Applicant shall ensure that it is in compliance with all applicable laws, regulations and certifications it made on the program forms.

The Applicant is required to submit a signed Grant Agreement for the project prior to or concurrent with a valid Fund Release Authorization (Form SAB 50-05). Failure to submit an executed Grant Agreement and valid Form SAB 50-05 prior to the deadline shall result in the Apportionment being rescinded without further board action.

The Applicant is responsible for ensuring that the project is compliant with Prevailing Wage Monitoring and/or Labor Compliance Program requirements at the time construction contracts are executed and/or construction commenced.

**APPLICANT DATA**

<b>Applicant:</b>	Walnut Valley Unified	<b>PTN:</b>	73460 - 69
<b>Application No:</b>	57/73460-00-013	<b>County:</b>	Los Angeles
<b>School Name:</b>	Diamond Bar High		

**HISTORY OF PROJECT FUNDING**

	<b>Fund Code</b>	<b>Proposition</b>	<b>Previously Authorized</b>	<b>Authorized This Action</b>	<b>State Apportionment This Action</b>
<b>State Share</b>					
<b>Mod/Add. Grant</b>	<b>051-570</b>	<b>51</b>	\$	\$ 14,285,686.00	\$ 14,285,686.00
<b>Applicant Share</b>					
<b>District Contribution</b>				9,523,790.67	
<b>Total</b>			\$ <u>0.00</u>	\$ <u>23,809,476.67</u>	\$ <u>14,285,686.00</u>
<b>Funding Source:</b>	<b>Proposition 51 Bonds/2016-Nov.</b>				

**APPLICATION DATA**

<b>Type of Project:</b>	High School
<b>Pupils Assigned Under 50 Yrs:</b>	
	<b>9-12</b> 1336
	<b>Non-Severe:</b> 7
<b>Recommended Acres:</b>	66.0
<b>Existing Acres:</b>	31.5

**PROGRAM GRANT DATA**

<b>2 Stop Elevator</b>	\$	162,591.00
<b>Accessibility Fire Grant</b>	\$	340,479.00
<b>Base Grant - Under 50Yr</b>	\$	11,349,311.00
<b>Fire Detection</b>	\$	267,083.00
<b>Urban / Security / Impacted Site</b>	\$	2,166,222.00
<b>Total State Share (60%)</b>		14,285,686.00
<b>Applicant Share (40%)</b>		9,523,790.67
<b>Total Project Cost</b>	\$	<u>23,809,476.67</u>

**STIPULATED TERMS & NEXT STEPS**

A valid Fund Release Authorization (Form SAB 50-05) must be signed by the designated District Representative and must be received by the Office of Public School Construction prior to 11:59 p.m. within 180 calendar days of SAB approval of the Apportionment for this project. The form may be submitted electronically via OPSC Online or via email to [OPSCApplicationReviewTeam@dgs.ca.gov](mailto:OPSCApplicationReviewTeam@dgs.ca.gov).

The Applicant shall ensure that it is in compliance with all applicable laws, regulations and certifications it made on the program forms.

The Applicant is required to submit a signed Grant Agreement for the project prior to or concurrent with a valid Fund Release Authorization (Form SAB 50-05). Failure to submit an executed Grant Agreement and valid Form SAB 50-05 prior to the deadline shall result in the Apportionment being rescinded without further board action.

The Applicant is responsible for ensuring that the project is compliant with Prevailing Wage Monitoring and/or Labor Compliance Program requirements at the time construction contracts are executed and/or construction commenced.

**APPLICANT DATA**

<b>Applicant:</b>	Garden Grove Unified	<b>PTN:</b>	66522 - 337
<b>Application No:</b>	57/66522-00-095	<b>County:</b>	Orange
<b>School Name:</b>	Crosby (Genevieve M.) Elementary		

**HISTORY OF PROJECT FUNDING**

	<b>Fund Code</b>	<b>Proposition</b>	<b>Previously Authorized</b>	<b>Authorized This Action</b>	<b>State Apportionment This Action</b>
<u>State Share</u>					
<b>Mod/Add. Grant</b>	<b>051-570</b>	<b>51</b>	\$	\$ 894,026.00	\$ 894,026.00
<u>Applicant Share</u>					
<b>District Contribution</b>				596,017.33	
<b>Total</b>			\$ <u>0.00</u>	\$ <u>1,490,043.33</u>	\$ <u>894,026.00</u>
<b>Funding Source:</b>	<b>Proposition 51 Bonds/2016-Nov.</b>				

**APPLICATION DATA**

<b>Type of Project:</b>	Elementary School	
<b>Pupils Assigned Under 50 Yrs:</b>	<b>K-6:</b>	112
	<b>Non-Severe:</b>	10
<b>Recommended Acres:</b>	8.3	
<b>Existing Acres:</b>	8.8	

**PROGRAM GRANT DATA**

<b>Accessibility Fire Grant</b>	\$	24,342.00
<b>Base Grant - Under 50Yr</b>	\$	811,402.00
<b>Fire Detection</b>	\$	25,826.00
<b>Small Size Project</b>	\$	32,456.00
<b>Total State Share (60%)</b>		894,026.00
<b>Applicant Share (40%)</b>		596,017.33
<b>Total Project Cost</b>	\$	<u>1,490,043.33</u>

**STIPULATED TERMS & NEXT STEPS**

A valid Fund Release Authorization (Form SAB 50-05) must be signed by the designated District Representative and must be received by the Office of Public School Construction prior to 11:59 p.m. within 180 calendar days of SAB approval of the Apportionment for this project. The form may be submitted electronically via OPSC Online or via email to [OPSCApplicationReviewTeam@dgs.ca.gov](mailto:OPSCApplicationReviewTeam@dgs.ca.gov).

The Applicant shall ensure that it is in compliance with all applicable laws, regulations and certifications it made on the program forms.

The Applicant is required to submit a signed Grant Agreement for the project prior to or concurrent with a valid Fund Release Authorization (Form SAB 50-05). Failure to submit an executed Grant Agreement and valid Form SAB 50-05 prior to the deadline shall result in the Apportionment being rescinded without further board action.

The Applicant is responsible for ensuring that the project is compliant with Prevailing Wage Monitoring and/or Labor Compliance Program requirements at the time construction contracts are executed and/or construction commenced.



**APPLICANT DATA**

<b>Applicant:</b>	Moreno Valley Unified	<b>PTN:</b>	67124 - 216
<b>Application No:</b>	57/67124-00-027	<b>County:</b>	Riverside
<b>School Name:</b>	Badger Springs Middle		

**HISTORY OF PROJECT FUNDING**

	<b>Fund Code</b>	<b>Proposition</b>	<b>Previously Authorized</b>	<b>Authorized This Action</b>	<b>State Apportionment This Action</b>
<b>State Share</b>					
<b>Mod/Add. Grant</b>	<b>051-570</b>	<b>51</b>	\$	\$ 6,787,608.00	\$ 6,787,608.00
<b>Applicant Share</b>					
<b>District Contribution</b>				4,525,072.00	
<b>Total</b>			\$ <u>0.00</u>	\$ <u>11,312,680.00</u>	\$ <u>6,787,608.00</u>
<b>Funding Source:</b>	<b>Proposition 51 Bonds/2016-Nov.</b>				

**APPLICATION DATA**

**Type of Project:** Middle School

**Pupils Assigned Under 50 Yrs:**

7-8:	932
<b>Non-Severe:</b>	13
<b>Severe:</b>	12

**PROGRAM GRANT DATA**

<b>Accessibility Fire Grant</b>	\$	191,994.00
<b>Base Grant - Under 50Yr</b>	\$	6,399,805.00
<b>Fire Detection</b>	\$	195,809.00
<b>Total State Share (60%)</b>		<u>6,787,608.00</u>
<b>Applicant Share (40%)</b>		4,525,072.00
<b>Total Project Cost</b>	\$	<u><u>11,312,680.00</u></u>

**Recommended Acres:** 19.9

**Existing Acres:** 18.4

**STIPULATED TERMS & NEXT STEPS**

A valid Fund Release Authorization (Form SAB 50-05) must be signed by the designated District Representative and must be received by the Office of Public School Construction prior to 11:59 p.m. within 180 calendar days of SAB approval of the Apportionment for this project. The form may be submitted electronically via OPSC Online or via email to [OPSCApplicationReviewTeam@dgs.ca.gov](mailto:OPSCApplicationReviewTeam@dgs.ca.gov).

The Applicant shall ensure that it is in compliance with all applicable laws, regulations and certifications it made on the program forms.

The Applicant is required to submit a signed Grant Agreement for the project prior to or concurrent with a valid Fund Release Authorization (Form SAB 50-05). Failure to submit an executed Grant Agreement and valid Form SAB 50-05 prior to the deadline shall result in the Apportionment being rescinded without further board action.

The Applicant is responsible for ensuring that the project is compliant with Prevailing Wage Monitoring and/or Labor Compliance Program requirements at the time construction contracts are executed and/or construction commenced.

**APPLICANT DATA**

<b>Applicant:</b>	Alta Vista Elementary	<b>PTN:</b>	71811 - 11
<b>Application No:</b>	57/71811-00-003	<b>County:</b>	Tulare
<b>School Name:</b>	Alta Vista Elementary		

**HISTORY OF PROJECT FUNDING**

	<b>Fund Code</b>	<b>Proposition</b>	<b>Previously Authorized</b>	<b>Authorized This Action</b>	<b>State Apportionment This Action</b>
<b>State Share</b>					
<b>Mod/Add. Grant</b>	<b>051-570</b>	<b>51</b>	\$ 185,189.00	\$ 1,879,754.00	\$ 1,879,754.00
<b>Applicant Share</b>					
<b>District Contribution</b>			6,448.00	1,764.00	
<b>Financial Hardship</b>	<b>051-570</b>	<b>51</b>	117,012.00	1,257,852.67	1,257,852.67
<b>Total</b>			<b>\$ 308,649.00</b>	<b>\$ 3,139,370.67</b>	<b>\$ 3,137,606.67</b>
<b>Funding Source:</b>	<b>Proposition 51 Bonds/2016-Nov.</b>				

**APPLICATION DATA**

<b>Type of Project:</b>	Elementary School	
<b>Pupils Assigned Under 50 Yrs:</b>	<b>K-6:</b>	214
	<b>7-8:</b>	99
<b>Recommended Acres:</b>	13.9	
<b>Existing Acres:</b>	10.81	

**PROGRAM GRANT DATA**

<b>Accessibility Fire Grant</b>	\$ 58,187.00
<b>Base Grant - Under 50Yr</b>	\$ 1,939,568.00
<b>Fire Detection</b>	\$ 61,974.00
<b>Project Assistance</b>	\$ 5,214.00
<b>Total State Share (60%)</b>	2,064,943.00
<b>Applicant Share (40%)</b>	1,383,076.67
<b>Total Project Cost</b>	<b>\$ 3,448,019.67</b>

**STIPULATED TERMS & NEXT STEPS**

A valid Fund Release Authorization (Form SAB 50-05) must be signed by the designated District Representative and must be received by the Office of Public School Construction prior to 11:59 p.m. within 365 calendar days of SAB approval of the Apportionment for this project. The form may be submitted electronically via OPSC Online or via email to [OPSCApplicationReviewTeam@dgs.ca.gov](mailto:OPSCApplicationReviewTeam@dgs.ca.gov).

The Applicant shall ensure that it is in compliance with all applicable laws, regulations and certifications it made on the program forms.

The Applicant is required to submit a signed Grant Agreement for the project prior to or concurrent with a valid Fund Release Authorization (Form SAB 50-05). Failure to submit an executed Grant Agreement and valid Form SAB 50-05 prior to the deadline shall result in the Apportionment being rescinded without further board action.

The Applicant is responsible for ensuring that the project is compliant with Prevailing Wage Monitoring and/or Labor Compliance Program requirements at the time construction contracts are executed and/or construction commenced.

The Applicant qualifies for financial hardship pursuant to School Facility Program Regulation Section 1859.81(c)(4). The Applicant's total bonding capacity as of May 17, 2023, is \$5 million or less.

**APPLICANT DATA**

<b>Applicant:</b>	Wheatland Union High	<b>PTN:</b>	72769 - 12,13,21
<b>Application No:</b>	57/72769-00-002	<b>County:</b>	Yuba
<b>School Name:</b>	Wheatland Union High		

**HISTORY OF PROJECT FUNDING**

	<b>Fund Code</b>	<b>Proposition</b>	<b>Previously Authorized</b>	<b>Authorized This Action</b>	<b>State Apportionment This Action</b>
<b>State Share</b>					
<b>Mod/Add. Grant</b>	<b>051-570</b>	<b>51</b>	\$	\$ 3,815,548.00	\$ 3,815,548.00
<b>Applicant Share</b>					
<b>District Contribution</b>				2,543,698.67	
<b>Total</b>			\$ <u>0.00</u>	\$ <u>6,359,246.67</u>	\$ <u>3,815,548.00</u>
<b>Funding Source:</b>	<b>Proposition 51 Bonds/2016-Nov.</b>				

**APPLICATION DATA**

**Type of Project:** High School

**Pupils Assigned Under 50 Yrs:**

9-12	19
<b>Non-Severe:</b>	0

**Pupils Assigned Over 50 Yrs:**

9-12	291
<b>Non-Severe:</b>	4

**PROGRAM GRANT DATA**

<b>Accessibility Fire Grant</b>	\$	109,150.00
<b>Base Grant - Over 50Yr</b>	\$	3,638,344.00
<b>Fire Detection</b>	\$	62,840.00
<b>Project Assistance</b>	\$	5,214.00
<b>Total State Share (60%)</b>		3,815,548.00
<b>Applicant Share (40%)</b>		2,543,698.67
<b>Total Project Cost</b>	\$	<u>6,359,246.67</u>

**Recommended Acres:** 29.1

**Existing Acres:** 34.02

**STIPULATED TERMS & NEXT STEPS**

A valid Fund Release Authorization (Form SAB 50-05) must be signed by the designated District Representative and must be received by the Office of Public School Construction prior to 11:59 p.m. within 180 calendar days of SAB approval of the Apportionment for this project. The form may be submitted electronically via OPSC Online or via email to OPSCApplicationReviewTeam@dgs.ca.gov.

The Applicant shall ensure that it is in compliance with all applicable laws, regulations and certifications it made on the program forms.

The Applicant is required to submit a signed Grant Agreement for the project prior to or concurrent with a valid Fund Release Authorization (Form SAB 50-05). Failure to submit an executed Grant Agreement and valid Form SAB 50-05 prior to the deadline shall result in the Apportionment being rescinded without further board action.

The Applicant is responsible for ensuring that the project is compliant with Prevailing Wage Monitoring and/or Labor Compliance Program requirements at the time construction contracts are executed and/or construction commenced.

**APPLICANT DATA**

<b>Applicant:</b>	Monterey Peninsula Unified	<b>PTN:</b>	66092 - 121
<b>Application No:</b>	57/66092-00-033	<b>County:</b>	Monterey
<b>School Name:</b>	Marshall (George C.) Elementary		

**HISTORY OF PROJECT FUNDING**

	<b>Fund Code</b>	<b>Proposition</b>	<b>Previously Authorized</b>	<b>Authorized This Action</b>	<b>State Apportionment This Action</b>
<u>State Share</u>					
<b>Mod/Add. Grant</b>	<b>051-570</b>	<b>51</b>	\$	\$ 952,109.00	\$ 952,109.00
<u>Applicant Share</u>					
<b>District Contribution</b>				634,739.33	
<b>Total</b>			\$ <u>0.00</u>	\$ <u>1,586,848.33</u>	\$ <u>952,109.00</u>
<b>Funding Source:</b>	<b>Proposition 51 Bonds/2016-Nov.</b>				

**APPLICATION DATA**

<b>Type of Project:</b>	Elementary School	
<b>Pupils Assigned Under 50 Yrs:</b>	<b>K-6:</b>	0
<b>Pupils Assigned Over 50 Yrs:</b>	<b>K-6:</b>	103
<b>Recommended Acres:</b>		7.8
<b>Existing Acres:</b>		10.0

**PROGRAM GRANT DATA**

<b>Accessibility Fire Grant</b>	\$	26,123.00
<b>Base Grant - Over 50Yr</b>	\$	870,762.00
<b>Fire Detection</b>	\$	20,394.00
<b>Small Size Project</b>	\$	34,830.00
<b>Total State Share (60%)</b>		952,109.00
<b>Applicant Share (40%)</b>		634,739.33
<b>Total Project Cost</b>	\$	<u>1,586,848.33</u>

**STIPULATED TERMS & NEXT STEPS**

A valid Fund Release Authorization (Form SAB 50-05) must be signed by the designated District Representative and must be received by the Office of Public School Construction prior to 11:59 p.m. within 180 calendar days of SAB approval of the Apportionment for this project. The form may be submitted electronically via OPSC Online or via email to [OPSCApplicationReviewTeam@dgs.ca.gov](mailto:OPSCApplicationReviewTeam@dgs.ca.gov).

The Applicant shall ensure that it is in compliance with all applicable laws, regulations and certifications it made on the program forms.

The Applicant is required to submit a signed Grant Agreement for the project prior to or concurrent with a valid Fund Release Authorization (Form SAB 50-05). Failure to submit an executed Grant Agreement and valid Form SAB 50-05 prior to the deadline shall result in the Apportionment being rescinded without further board action.

The Applicant is responsible for ensuring that the project is compliant with Prevailing Wage Monitoring and/or Labor Compliance Program requirements at the time construction contracts are executed and/or construction commenced.

**APPLICANT DATA**

<b>Applicant:</b>	Monterey Peninsula Unified	<b>PTN:</b>	66092 - 110
<b>Application No:</b>	57/66092-00-034	<b>County:</b>	Monterey
<b>School Name:</b>	Highland Elementary		

**HISTORY OF PROJECT FUNDING**

	<b>Fund Code</b>	<b>Proposition</b>	<b>Previously Authorized</b>	<b>Authorized This Action</b>	<b>State Apportionment This Action</b>
<u>State Share</u>					
<b>Mod/Add. Grant</b>	<b>051-570</b>	<b>51</b>	\$	\$ 755,227.00	\$ 755,227.00
<u>Applicant Share</u>					
<b>District Contribution</b>				503,484.67	
<b>Total</b>			\$ <u>0.00</u>	\$ <u>1,258,711.67</u>	\$ <u>755,227.00</u>
<b>Funding Source:</b>	<b>Proposition 51 Bonds/2016-Nov.</b>				

**APPLICATION DATA**

<b>Type of Project:</b>	Elementary School	
<b>Pupils Assigned Under 50 Yrs:</b>	<b>K-6:</b>	0
	<b>Non-Severe:</b>	0
<b>Pupils Assigned Over 50 Yrs:</b>	<b>K-6:</b>	57
	<b>Non-Severe:</b>	9

**PROGRAM GRANT DATA**

<b>Accessibility Fire Grant</b>	\$	19,321.00
<b>Base Grant - Over 50Yr</b>	\$	644,049.00
<b>Fire Detection</b>	\$	14,571.00
<b>Small Size Project</b>	\$	77,286.00
<b>Total State Share (60%)</b>		<u>755,227.00</u>
<b>Applicant Share (40%)</b>		503,484.67
<b>Total Project Cost</b>	\$	<u><u>1,258,711.67</u></u>

**Recommended Acres:** 6.9  
**Existing Acres:** 9.0

**STIPULATED TERMS & NEXT STEPS**

A valid Fund Release Authorization (Form SAB 50-05) must be signed by the designated District Representative and must be received by the Office of Public School Construction prior to 11:59 p.m. within 180 calendar days of SAB approval of the Apportionment for this project. The form may be submitted electronically via OPSC Online or via email to OPSCApplicationReviewTeam@dgs.ca.gov.

The Applicant shall ensure that it is in compliance with all applicable laws, regulations and certifications it made on the program forms.

The Applicant is required to submit a signed Grant Agreement for the project prior to or concurrent with a valid Fund Release Authorization (Form SAB 50-05). Failure to submit an executed Grant Agreement and valid Form SAB 50-05 prior to the deadline shall result in the Apportionment being rescinded without further board action.

The Applicant is responsible for ensuring that the project is compliant with Prevailing Wage Monitoring and/or Labor Compliance Program requirements at the time construction contracts are executed and/or construction commenced.

**APPLICANT DATA**

<b>Applicant:</b>	Monterey Peninsula Unified	<b>PTN:</b>	66092 - 111
<b>Application No:</b>	57/66092-00-036	<b>County:</b>	Monterey
<b>School Name:</b>	Marina Vista Elementary		

**HISTORY OF PROJECT FUNDING**

	<b>Fund Code</b>	<b>Proposition</b>	<b>Previously Authorized</b>	<b>Authorized This Action</b>	<b>State Apportionment This Action</b>
<u>State Share</u>					
<b>Mod/Add. Grant</b>	<b>051-570</b>	<b>51</b>	\$	\$ 1,293,909.00	\$ 1,293,909.00
<u>Applicant Share</u>					
<b>District Contribution</b>				862,606.00	
<b>Total</b>			\$ <u>0.00</u>	\$ <u>2,156,515.00</u>	\$ <u>1,293,909.00</u>
<b>Funding Source:</b>	<b>Proposition 51 Bonds/2016-Nov.</b>				

**APPLICATION DATA**

<b>Type of Project:</b>	Elementary School	
<b>Pupils Assigned Under 50 Yrs:</b>	<b>K-6:</b>	0
	<b>Non-Severe:</b>	10
<b>Pupils Assigned Over 50 Yrs:</b>	<b>K-6:</b>	47
	<b>Non-Severe:</b>	32

**PROGRAM GRANT DATA**

<b>Accessibility Fire Grant</b>	\$	33,111.00
<b>Base Grant - Over 50Yr</b>	\$	1,103,716.00
<b>Fire Detection</b>	\$	24,636.00
<b>Small Size Project</b>	\$	132,446.00
<b>Total State Share (60%)</b>		<u>1,293,909.00</u>
<b>Applicant Share (40%)</b>		862,606.00
<b>Total Project Cost</b>	\$	<u><u>2,156,515.00</u></u>

**Recommended Acres:** 7.8  
**Existing Acres:** 10.0

**STIPULATED TERMS & NEXT STEPS**

A valid Fund Release Authorization (Form SAB 50-05) must be signed by the designated District Representative and must be received by the Office of Public School Construction prior to 11:59 p.m. within 180 calendar days of SAB approval of the Apportionment for this project. The form may be submitted electronically via OPSC Online or via email to OPSCApplicationReviewTeam@dgs.ca.gov.

The Applicant shall ensure that it is in compliance with all applicable laws, regulations and certifications it made on the program forms.

The Applicant is required to submit a signed Grant Agreement for the project prior to or concurrent with a valid Fund Release Authorization (Form SAB 50-05). Failure to submit an executed Grant Agreement and valid Form SAB 50-05 prior to the deadline shall result in the Apportionment being rescinded without further board action.

The Applicant is responsible for ensuring that the project is compliant with Prevailing Wage Monitoring and/or Labor Compliance Program requirements at the time construction contracts are executed and/or construction commenced.

**APPLICANT DATA**

<b>Applicant:</b>	Garden Grove Unified	<b>PTN:</b>	66522 - 366
<b>Application No:</b>	57/66522-00-094	<b>County:</b>	Orange
<b>School Name:</b>	Excelsior Elementary		

**HISTORY OF PROJECT FUNDING**

	<b>Fund Code</b>	<b>Proposition</b>	<b>Previously Authorized</b>	<b>Authorized This Action</b>	<b>State Apportionment This Action</b>
<b>State Share</b>					
<b>Mod/Add. Grant</b>	<b>051-570</b>	<b>51</b>	\$	\$ 490,418.00	\$ 490,418.00
<b>Applicant Share</b>					
<b>District Contribution</b>				326,945.33	
<b>Total</b>			\$ <u>0.00</u>	\$ <u>817,363.33</u>	\$ <u>490,418.00</u>
<b>Funding Source:</b>	<b>Proposition 51 Bonds/2016-Nov.</b>				

**APPLICATION DATA**

**Type of Project:** Elementary School

<b>Pupils Assigned Under 50 Yrs:</b>	<b>K-6:</b>	30
	<b>Non-Severe:</b>	1
<b>Pupils Assigned Over 50 Yrs:</b>	<b>K-6:</b>	7
	<b>Non-Severe:</b>	9

**PROGRAM GRANT DATA**

<b>Accessibility Fire Grant</b>	\$	12,507.00
<b>Base Grant - Over 50Yr</b>	\$	416,906.00
<b>Fire Detection</b>	\$	10,976.00
<b>Small Size Project</b>	\$	50,029.00
<b>Total State Share (60%)</b>		490,418.00
<b>Applicant Share (40%)</b>		326,945.33
<b>Total Project Cost</b>	\$	<u>817,363.33</u>

**Recommended Acres:** 9.8  
**Existing Acres:** 10.4

**STIPULATED TERMS & NEXT STEPS**

A valid Fund Release Authorization (Form SAB 50-05) must be signed by the designated District Representative and must be received by the Office of Public School Construction prior to 11:59 p.m. within 180 calendar days of SAB approval of the Apportionment for this project. The form may be submitted electronically via OPSC Online or via email to [OPSCApplicationReviewTeam@dgs.ca.gov](mailto:OPSCApplicationReviewTeam@dgs.ca.gov).

The Applicant shall ensure that it is in compliance with all applicable laws, regulations and certifications it made on the program forms.

The Applicant is required to submit a signed Grant Agreement for the project prior to or concurrent with a valid Fund Release Authorization (Form SAB 50-05). Failure to submit an executed Grant Agreement and valid Form SAB 50-05 prior to the deadline shall result in the Apportionment being rescinded without further board action.

The Applicant is responsible for ensuring that the project is compliant with Prevailing Wage Monitoring and/or Labor Compliance Program requirements at the time construction contracts are executed and/or construction commenced.

**APPLICANT DATA**

<b>Applicant:</b>	Garden Grove Unified	<b>PTN:</b>	66522 - 284
<b>Application No:</b>	57/66522-00-096	<b>County:</b>	Orange
<b>School Name:</b>	Alamitos Intermediate		

**HISTORY OF PROJECT FUNDING**

	<b>Fund Code</b>	<b>Proposition</b>	<b>Previously Authorized</b>	<b>Authorized This Action</b>	<b>State Apportionment This Action</b>
<b>State Share</b>					
<b>Mod/Add. Grant</b>	<b>051-570</b>	<b>51</b>	\$	\$ 415,999.00	\$ 415,999.00
<b>Applicant Share</b>					
<b>District Contribution</b>				277,332.67	
<b>Total</b>			\$ <u>0.00</u>	\$ <u>693,331.67</u>	\$ <u>415,999.00</u>
<b>Funding Source:</b>	<b>Proposition 51 Bonds/2016-Nov.</b>				

**APPLICATION DATA**

**Type of Project:** Middle School

**Pupils Assigned Under 50 Yrs:**

7-8:	50
<b>Non-Severe:</b>	1

**Pupils Assigned Over 50 Yrs:**

7-8:	1
<b>Non-Severe:</b>	1

**PROGRAM GRANT DATA**

<b>Accessibility Fire Grant</b>	\$	10,852.00
<b>Base Grant - Over 50Yr</b>	\$	361,738.00
<b>Small Size Project</b>	\$	43,409.00
<b>Total State Share (60%)</b>		<u>415,999.00</u>
<b>Applicant Share (40%)</b>		<u>277,332.67</u>
<b>Total Project Cost</b>	\$	<u><u>693,331.67</u></u>

**Recommended Acres:** 11.9

**Existing Acres:** 22.7

**STIPULATED TERMS & NEXT STEPS**

A valid Fund Release Authorization (Form SAB 50-05) must be signed by the designated District Representative and must be received by the Office of Public School Construction prior to 11:59 p.m. within 180 calendar days of SAB approval of the Apportionment for this project. The form may be submitted electronically via OPSC Online or via email to OPSCApplicationReviewTeam@dgs.ca.gov.

The Applicant shall ensure that it is in compliance with all applicable laws, regulations and certifications it made on the program forms.

The Applicant is required to submit a signed Grant Agreement for the project prior to or concurrent with a valid Fund Release Authorization (Form SAB 50-05). Failure to submit an executed Grant Agreement and valid Form SAB 50-05 prior to the deadline shall result in the Apportionment being rescinded without further board action.

The Applicant is responsible for ensuring that the project is compliant with Prevailing Wage Monitoring and/or Labor Compliance Program requirements at the time construction contracts are executed and/or construction commenced.



**APPLICANT DATA**

<b>Applicant:</b>	San Bernardino City Unified	<b>PTN:</b>	67876 - 290
<b>Application No:</b>	57/67876-00-110	<b>County:</b>	San Bernardino
<b>School Name:</b>	North Park Elementary		

**HISTORY OF PROJECT FUNDING**

	<b>Fund Code</b>	<b>Proposition</b>	<b>Previously Authorized</b>	<b>Authorized This Action</b>	<b>State Apportionment This Action</b>
<b>State Share</b>					
<b>Mod/Add. Grant</b>	<b>051-570</b>	<b>51</b>	\$	\$ 1,747,074.00	\$ 1,747,074.00
<b>Applicant Share</b>					
<b>District Contribution</b>				1,164,716.00	
<b>Total</b>			\$ <u>0.00</u>	\$ <u>2,911,790.00</u>	\$ <u>1,747,074.00</u>
<b>Funding Source:</b>	<b>Proposition 51 Bonds/2016-Nov.</b>				

**APPLICATION DATA**

<b>Type of Project:</b>	Elementary School	
<b>Pupils Assigned Under 50 Yrs:</b>	<b>K-6:</b>	0
<b>Pupils Assigned Over 50 Yrs:</b>	<b>K-6:</b>	189
<b>Recommended Acres:</b>		9.8
<b>Existing Acres:</b>		8.69

**PROGRAM GRANT DATA**

<b>Accessibility Fire Grant</b>	\$	47,934.00
<b>Base Grant - Over 50Yr</b>	\$	1,597,806.00
<b>Fire Detection</b>	\$	37,422.00
<b>Small Size Project</b>	\$	63,912.00
<b>Total State Share (60%)</b>		<u>1,747,074.00</u>
<b>Applicant Share (40%)</b>		<u>1,164,716.00</u>
<b>Total Project Cost</b>	\$	<u><u>2,911,790.00</u></u>

**STIPULATED TERMS & NEXT STEPS**

A valid Fund Release Authorization (Form SAB 50-05) must be signed by the designated District Representative and must be received by the Office of Public School Construction prior to 11:59 p.m. within 180 calendar days of SAB approval of the Apportionment for this project. The form may be submitted electronically via OPSC Online or via email to [OPSCApplicationReviewTeam@dgs.ca.gov](mailto:OPSCApplicationReviewTeam@dgs.ca.gov).

The Applicant shall ensure that it is in compliance with all applicable laws, regulations and certifications it made on the program forms.

The Applicant is required to submit a signed Grant Agreement for the project prior to or concurrent with a valid Fund Release Authorization (Form SAB 50-05). Failure to submit an executed Grant Agreement and valid Form SAB 50-05 prior to the deadline shall result in the Apportionment being rescinded without further board action.

The Applicant is responsible for ensuring that the project is compliant with Prevailing Wage Monitoring and/or Labor Compliance Program requirements at the time construction contracts are executed and/or construction commenced.

**APPLICANT DATA**

<b>Applicant:</b>	Rocklin Unified	<b>PTN:</b>	75085 - 54
<b>Application No:</b>	50/75085-00-016	<b>County:</b>	Placer
<b>School Name:</b>	Ruhkala Elementary	<b>Filing Basis:</b>	District-wide

**HISTORY OF PROJECT FUNDING**

	<b>Fund Code</b>	<b>Proposition</b>	<b>Previously Authorized</b>	<b>Authorized This Action</b>	<b>State Apportionment This Action</b>
<u>State Share</u>					
<b>NC/Add. Grant</b>	001-2223	GF	\$	\$ 4,069,645.00	\$ 4,069,645.00
<u>Applicant Share</u>					
<b>District Contribution</b>				4,069,645.00	
<b>Total</b>			\$ <u>0.00</u>	\$ <u>8,139,290.00</u>	\$ <u>4,069,645.00</u>
<b>Funding Source:</b>	<b>General Funds FY 2022/2023</b>				

**APPLICATION DATA**

<b>Type of Project:</b>	Elementary School
<b>Pupils Assigned:</b>	K-6: 225
<b>Number of Classrooms:</b>	9
<b>Addition to Existing Site:</b>	No
<b>Master Plan Acres:</b>	0.0
<b>Recommended Acres:</b>	14.3
<b>Existing Acres:</b>	9.0
<b>Proposed Acres:</b>	0.0

**PROGRAM GRANT DATA**

<b>Automatic Sprinkler System</b>	\$	60,300.00
<b>Base Grant</b>	\$	3,596,175.00
<b>Fire Detection</b>	\$	4,275.00
<b>Off Site</b>	\$	59,067.00
<b>Service Site Development</b>	\$	240,455.00
<b>Utilities</b>	\$	109,373.00
<b>Total State Share (50%)</b>		4,069,645.00
<b>Applicant Share (50%)</b>		4,069,645.00
<b>Total Project Cost</b>	\$	<u>8,139,290.00</u>

**STIPULATED TERMS & NEXT STEPS**

A valid Fund Release Authorization (Form SAB 50-05) must be signed by the designated District Representative and must be received by the Office of Public School Construction prior to 11:59 p.m. within 180 calendar days of SAB approval of the Apportionment for this project. The form may be submitted electronically via OPSC Online or via email to [OPSCApplicationReviewTeam@dgs.ca.gov](mailto:OPSCApplicationReviewTeam@dgs.ca.gov).

The Applicant shall ensure that it is in compliance with all applicable laws, regulations and certifications it made on the program forms.

The Applicant is required to submit a signed Grant Agreement for the project prior to or concurrent with a valid Fund Release Authorization (Form SAB 50-05). Failure to submit an executed Grant Agreement and valid Form SAB 50-05 prior to the deadline shall result in the Apportionment being rescinded without further board action.

The Applicant is responsible for ensuring that the project is compliant with Prevailing Wage Monitoring and/or Labor Compliance Program requirements at the time construction contracts are executed and/or construction commenced.

**APPLICANT DATA**

<b>Applicant:</b>	Sacramento City Unified	<b>PTN:</b>	67439 - 347
<b>Application No:</b>	57/67439-00-077	<b>County:</b>	Sacramento
<b>School Name:</b>	American Legion High		

**HISTORY OF PROJECT FUNDING**

	<b>Fund Code</b>	<b>Proposition</b>	<b>Previously Authorized</b>	<b>Authorized This Action</b>	<b>State Apportionment This Action</b>
<u>State Share</u>					
<b>Mod/Add. Grant</b>	<b>051-570</b>	<b>51</b>	\$	\$ 555,893.00	\$ 555,893.00
<u>Applicant Share</u>					
<b>District Contribution</b>				370,595.33	
<b>Total</b>			\$ <u>0.00</u>	\$ <u>926,488.33</u>	\$ <u>555,893.00</u>
<b>Funding Source:</b>	<b>Proposition 51 Bonds/2016-Nov.</b>				

**APPLICATION DATA**

**Type of Project:** High School

**Pupils Assigned Under 50 Yrs:**

9-12	0
------	---

**Pupils Assigned Over 50 Yrs:**

9-12	33
------	----

**PROGRAM GRANT DATA**

<b>Accessibility Fire Grant</b>	\$	116,742.00
<b>Base Grant - Over 50Yr</b>	\$	386,265.00
<b>Fire Detection</b>	\$	6,534.00
<b>Small Size Project</b>	\$	46,352.00
<b>Total State Share (60%)</b>		<u>555,893.00</u>
<b>Applicant Share (40%)</b>		<u>370,595.33</u>
<b>Total Project Cost</b>	\$	<u><u>926,488.33</u></u>

**Recommended Acres:** 7.76

**Existing Acres:** 5.5

**STIPULATED TERMS & NEXT STEPS**

A valid Fund Release Authorization (Form SAB 50-05) must be signed by the designated District Representative and must be received by the Office of Public School Construction prior to 11:59 p.m. within 180 calendar days of SAB approval of the Apportionment for this project. The form may be submitted electronically via OPSC Online or via email to OPSCApplicationReviewTeam@dgs.ca.gov.

The Applicant shall ensure that it is in compliance with all applicable laws, regulations and certifications it made on the program forms.

The Applicant is required to submit a signed Grant Agreement for the project prior to or concurrent with a valid Fund Release Authorization (Form SAB 50-05). Failure to submit an executed Grant Agreement and valid Form SAB 50-05 prior to the deadline shall result in the Apportionment being rescinded without further board action.

The Applicant is responsible for ensuring that the project is compliant with Prevailing Wage Monitoring and/or Labor Compliance Program requirements at the time construction contracts are executed and/or construction commenced.

**APPLICANT DATA**

<b>Applicant:</b>	Sacramento City Unified	<b>PTN:</b>	67439 - 339
<b>Application No:</b>	57/67439-00-078	<b>County:</b>	Sacramento
<b>School Name:</b>	West Campus (Aka Hiram Johnson West High)		

**HISTORY OF PROJECT FUNDING**

	<b>Fund Code</b>	<b>Proposition</b>	<b>Previously Authorized</b>	<b>Authorized This Action</b>	<b>State Apportionment This Action</b>
<b>State Share</b>					
<b>Mod/Add. Grant</b>	<b>051-570</b>	<b>51</b>	\$	\$ 737,572.00	\$ 737,572.00
<b>Applicant Share</b>					
<b>District Contribution</b>				491,714.67	
<b>Total</b>			\$ <u>0.00</u>	\$ <u>1,229,286.67</u>	\$ <u>737,572.00</u>
<b>Funding Source:</b>	<b>Proposition 51 Bonds/2016-Nov.</b>				

**APPLICATION DATA**

<b>Type of Project:</b>	High School
<b>Pupils Assigned Under 50 Yrs:</b>	
	9-12      0
<b>Pupils Assigned Over 50 Yrs:</b>	
	9-12      54

**PROGRAM GRANT DATA**

<b>Accessibility Fire Grant</b>	\$	18,962.00
<b>Base Grant - Over 50Yr</b>	\$	632,070.00
<b>Fire Detection</b>	\$	10,692.00
<b>Small Size Project</b>	\$	75,848.00
<b>Total State Share (60%)</b>		<u>737,572.00</u>
<b>Applicant Share (40%)</b>		491,714.67
<b>Total Project Cost</b>	\$	<u>1,229,286.67</u>

<b>Recommended Acres:</b>	31.0
<b>Existing Acres:</b>	20.35

**STIPULATED TERMS & NEXT STEPS**

A valid Fund Release Authorization (Form SAB 50-05) must be signed by the designated District Representative and must be received by the Office of Public School Construction prior to 11:59 p.m. within 180 calendar days of SAB approval of the Apportionment for this project. The form may be submitted electronically via OPSC Online or via email to OPSCApplicationReviewTeam@dgs.ca.gov.

The Applicant shall ensure that it is in compliance with all applicable laws, regulations and certifications it made on the program forms.

The Applicant is required to submit a signed Grant Agreement for the project prior to or concurrent with a valid Fund Release Authorization (Form SAB 50-05). Failure to submit an executed Grant Agreement and valid Form SAB 50-05 prior to the deadline shall result in the Apportionment being rescinded without further board action.

The Applicant is responsible for ensuring that the project is compliant with Prevailing Wage Monitoring and/or Labor Compliance Program requirements at the time construction contracts are executed and/or construction commenced.

**APPLICANT DATA**

<b>Applicant:</b>	Washington Unified	<b>PTN:</b>	72694 - 71
<b>Application No:</b>	57/72694-00-019	<b>County:</b>	Yolo
<b>School Name:</b>	Westmore Oaks Elementary		

**HISTORY OF PROJECT FUNDING**

	<b>Fund Code</b>	<b>Proposition</b>	<b>Previously Authorized</b>	<b>Authorized This Action</b>	<b>State Apportionment This Action</b>
<u>State Share</u>					
<b>Mod/Add. Grant</b>	<b>051-570</b>	<b>51</b>	\$	\$ 1,696,637.00	\$ 1,696,637.00
<u>Applicant Share</u>					
<b>District Contribution</b>				1,131,091.33	
<b>Total</b>			\$ <u>0.00</u>	\$ <u>2,827,728.33</u>	\$ <u>1,696,637.00</u>
<b>Funding Source:</b>	<b>Proposition 51 Bonds/2016-Nov.</b>				

**APPLICATION DATA**

<b>Type of Project:</b>	Elementary School	
<b>Pupils Assigned Under 50 Yrs:</b>	<b>K-6:</b>	0
	<b>Non-Severe:</b>	1
<b>Pupils Assigned Over 50 Yrs:</b>	<b>K-6:</b>	165
	<b>Non-Severe:</b>	8

**PROGRAM GRANT DATA**

<b>Accessibility Fire Grant</b>	\$	46,561.00
<b>Base Grant - Over 50Yr</b>	\$	1,552,039.00
<b>Fire Detection</b>	\$	35,955.00
<b>Small Size Project</b>	\$	62,082.00
<b>Total State Share (60%)</b>		<u>1,696,637.00</u>
<b>Applicant Share (40%)</b>		<u>1,131,091.33</u>
<b>Total Project Cost</b>	\$	<u><u>2,827,728.33</u></u>

**Recommended Acres:** 19.2  
**Existing Acres:** 33.31

**STIPULATED TERMS & NEXT STEPS**

A valid Fund Release Authorization (Form SAB 50-05) must be signed by the designated District Representative and must be received by the Office of Public School Construction prior to 11:59 p.m. within 180 calendar days of SAB approval of the Apportionment for this project. The form may be submitted electronically via OPSC Online or via email to OPSCApplicationReviewTeam@dgs.ca.gov.

The Applicant shall ensure that it is in compliance with all applicable laws, regulations and certifications it made on the program forms.

The Applicant is required to submit a signed Grant Agreement for the project prior to or concurrent with a valid Fund Release Authorization (Form SAB 50-05). Failure to submit an executed Grant Agreement and valid Form SAB 50-05 prior to the deadline shall result in the Apportionment being rescinded without further board action.

The Applicant is responsible for ensuring that the project is compliant with Prevailing Wage Monitoring and/or Labor Compliance Program requirements at the time construction contracts are executed and/or construction commenced.

**APPLICANT DATA**

<b>Applicant:</b>	Plaza Elementary	<b>PTN:</b>	62638 - 6
<b>Application No:</b>	50/62638-00-002	<b>County:</b>	Glenn
<b>School Name:</b>	Plaza Elementary	<b>Filing Basis:</b>	District-wide

**HISTORY OF PROJECT FUNDING**

	Fund Code	Proposition	Previously Authorized	Authorized This Action	State Apportionment This Action
<b>State Share</b>					
<b>NC/Add. Grant</b>	<b>051-500</b>	<b>51</b>	\$ 129,383.00	\$ 3,911,292.00	\$ 3,911,292.00
<b>NC/Add. Grant</b>	<b>951-500</b>	<b>51</b>	3,361,837.00	(3,361,837.00)	
<b>Applicant Share</b>					
<b>District Contribution</b>			38,113.00		
<b>Financial Hardship</b>	<b>051-500</b>	<b>51</b>	129,287.00	3,873,275.00	3,873,275.00
<b>Financial Hardship</b>	<b>951-500</b>	<b>51</b>	3,323,820.00	(3,323,820.00)	
<b>Total</b>			<b>\$ 6,982,440.00</b>	<b>\$ 1,098,910.00</b>	<b>\$ 7,784,567.00</b>

Funding Source: **Proposition 51 Bonds/2016-Nov.**

**APPLICATION DATA**

**PROGRAM GRANT DATA**

<b>Type of Project:</b>	Elementary School	<b>Automatic Sprinkler System</b>	\$ 43,624.00
<b>Pupils Assigned:</b>	<b>K-6:</b> 128	<b>Base Grant</b>	\$ 2,521,316.00
	<b>7-8:</b> 42	<b>Fire Detection</b>	\$ 3,142.00
<b>Number of Classrooms:</b>	3	<b>Project Assistance</b>	\$ 8,943.00
<b>Addition to Existing Site:</b>	No	<b>Service Site Development</b>	\$ 616,073.00
<b>Use of Grants 1859.77.3(a):</b>	Yes	<b>Small Size Project</b>	\$ 302,558.00
<b>Use of Grants 1859.77.3(b):</b>	Yes	<b>Utilities</b>	\$ 545,019.00
<b>Master Plan Acres:</b>	8.9	<b>Total State Share (50%)</b>	4,040,675.00
<b>Recommended Acres:</b>	9.1	<b>Applicant Share (50%)</b>	4,040,675.00
<b>Existing Acres:</b>	8.4	<b>Total Project Cost</b>	<b>\$ 8,081,350.00</b>
<b>Additional Facilities:</b>	Gym		

**STIPULATED TERMS & NEXT STEPS**

Pursuant to the Board's action on June 28, 2023, the Applicant is required to submit a complete Fund Release Authorization (Form SAB 50-05) on or before September 26, 2023; otherwise, the apportionment will be rescinded without further Board action and will receive a new Unfunded Approval date of September 26, 2023.

The Form SAB 50-05 must be signed by the designated District Representative and must be received by the Office of Public School Construction prior to 11:59 p.m. on September 26, 2023. The form may be submitted electronically via OPSC Online or via email to OPSCApplicationReviewTeam@dgs.ca.gov. OPSC will continue to accept hard copy versions that are mailed or hand delivered to the Office of Public School Construction at 707 Third Street, 4th Floor, West Sacramento, CA 95605.

The Applicant shall ensure that it is in compliance with all applicable laws, regulations and certifications it made on the program forms.

The Applicant is required to submit a signed Grant Agreement pursuant to School Facility Program Regulation Section 1859.90.4 for the project prior to or concurrent with a request for the release of funds.

The Applicant is responsible for ensuring that the project is compliant with Prevailing Wage Monitoring and/or Labor Compliance Program requirements at the time construction contracts are executed and/or construction commenced.

The Applicant qualifies for financial hardship pursuant to School Facility Program Regulation Section 1859.81(c)(4). The Applicant has demonstrated it is financially unable to provide all or a part of the matching funds and is levying the developer fees or equal alternative revenue source justified by law. The Applicant's total bonding capacity as of January 7, 2022 is \$5 million or less.

Errors and Omissions - Staff is requesting approval of \$1,098,910 in additional grants that were inadvertently omitted from the unfunded item at the August 15, 2022 SAB meeting. This apportionment is inclusive of the additional site development grants.

STATE ALLOCATION BOARD

A P P R O V A L ❖ ❖ ❖

June 28, 2023

**APPLICANT DATA**

<b>Applicant:</b>	Stockton Unified	<b>PTN:</b>	68676 - 209
<b>Application No:</b>	57/68676-00-041	<b>County:</b>	San Joaquin
<b>School Name:</b>	Edison Senior High		

**HISTORY OF PROJECT FUNDING**

	<b>Fund Code</b>	<b>Proposition</b>	<b>Previously Authorized</b>	<b>Authorized This Action</b>	<b>State Apportionment This Action</b>
<b>State Share</b>					
Mod/Add. Grant	001-2223	GF	\$ 1,249,635.00		
Mod/Add. Grant	051-570	51		\$ 278,831.00	\$ 278,831.00
<b>Applicant Share</b>					
District Contribution			833,090.00	185,887.33	
<b>Total</b>			<b>\$ 2,082,725.00</b>	<b>\$ 464,718.33</b>	<b>\$ 278,831.00</b>
<b>Funding Sources: Proposition 51 Bonds/2016-Nov.; General Funds FY 2022/2023</b>					

**APPLICATION DATA**

**Type of Project:** High School

**Pupils Assigned Under 50 Yrs:**

	9-12	0
--	------	---

**Pupils Assigned Over 50 Yrs:**

	9-12	100
--	------	-----

**Recommended Acres:** 63.4

**Existing Acres:** 41.18

**PROGRAM GRANT DATA**

<b>2 Stop Elevator</b>	\$	162,591.00
<b>Accessibility Fire Grant</b>	\$	35,115.00
<b>Base Grant - Over 50Yr</b>	\$	1,170,500.00
<b>Fire Detection</b>	\$	19,800.00
<b>Small Size Project</b>	\$	140,460.00
<b>Total State Share (60%)</b>		1,528,466.00
<b>Applicant Share (40%)</b>		1,018,977.33
<b>Total Project Cost</b>	\$	<b>2,547,443.33</b>

**STIPULATED TERMS & NEXT STEPS**

A valid Fund Release Authorization (Form SAB 50-05) must be signed by the designated District Representative and must be received by the Office of Public School Construction prior to 11:59 p.m. within 180 calendar days of SAB approval of the Apportionment for this project. The form may be submitted electronically via OPSC Online or via email to OPSCApplicationReviewTeam@dgs.ca.gov.

The Applicant shall ensure that it is in compliance with all applicable laws, regulations and certifications it made on the program forms.

The Applicant is required to submit a signed Grant Agreement for the project prior to or concurrent with a valid Fund Release Authorization (Form SAB 50-05). Failure to submit an executed Grant Agreement and valid Form SAB 50-05 prior to the deadline shall result in the Apportionment being rescinded without further board action.

The Applicant is responsible for ensuring that the project is compliant with Prevailing Wage Monitoring and/or Labor Compliance Program requirements at the time construction contracts are executed and/or construction commenced.

This item is being amended to correct the two-stop elevator grant.

**APPLICANT DATA**

**Applicant:** Lewiston Elementary **PTN:** 71746 - 1  
**Application No:** 58/71746-00-002 **County:** Trinity  
**School Name:** LEWISTON ELEMENTARY

**HISTORY OF PROJECT FUNDING**

	Fund Code	Proposition	Previously Authorized	Authorized This Action	State Apportionment This Action
<b>State Share</b>					
FH - Rehabilitation	051-570	51	\$ 50,508.60		
Facility Hardship Grant	051-570	51	289,712.40	\$ 201,687.00	\$ 201,687.00
<b>Applicant Share</b>					
District Contribution			67,450.40		
Financial Hardship	051-570	51	159,363.60	168,130.40	168,130.40
<b>Total</b>			<b>\$ 567,035.00</b>	<b>\$ 369,817.40</b>	<b>\$ 369,817.40</b>

Funding Source: Proposition 51 Bonds/2016-Nov.

**APPLICATION DATA**

Type of Project: Elementary School

Recommended Acres: 6.4  
 Existing Acres: 7.5  
 Geographic Location: 10 %

**PROGRAM GRANT DATA**

Rehabilitation	\$ 488,899.00
Geographic Location	\$ 48,890.00
Project Assistance	\$ 4,119.00
<b>Total State Share (60%)</b>	<b>541,908.00</b>
<b>Applicant Share (40%)</b>	<b>394,944.40</b>
<b>Total Project Cost</b>	<b>\$ 936,852.40</b>

**STIPULATED TERMS & NEXT STEPS**

A valid Fund Release Authorization (Form SAB 50-05) must be signed by the designated District Representative and must be received by the Office of Public School Construction prior to 11:59 p.m. within 365 calendar days of SAB approval of the Apportionment for this project. The form may be submitted electronically via OPSC Online or via email to OPSCApplicationReviewTeam@dgs.ca.gov.

The Applicant shall ensure that it is in compliance with all applicable laws, regulations and certifications it made on the program forms.

The Applicant is required to submit a signed Grant Agreement for the project prior to or concurrent with a valid Fund Release Authorization (Form SAB 50-05). Failure to submit an executed Grant Agreement and valid Form SAB 50-05 prior to the deadline shall result in the Apportionment being rescinded without further board action.

The Applicant is responsible for ensuring that the project is compliant with Prevailing Wage Monitoring and/or Labor Compliance Program requirements at the time construction contracts are executed and/or construction commenced.

The Applicant qualifies for financial hardship pursuant to School Facility Program Regulation Section 1859.81(c)(4). The Applicant has demonstrated it is financially unable to provide all or a part of the matching funds and is levying the developer fees or equal alternative revenue source justified by law. The Applicant's total bonding capacity as of August 26, 2020 is \$5 million or less.

Errors and Omissions: Staff is recommending an increase for rehabilitation that was previously omitted from the plan review, but is required to obtain Division of the State Architect project certification.



State of California  
State Allocation Board

CALIFORNIA PRESCHOOL, TRANSITIONAL  
KINDERGARTEN AND FULL-DAY  
KINDERGARTEN FACILITIES GRANT PROGRAM

This Resolution of the State Allocation Board (hereafter referred to as the "Board") is applicable to the appropriate sections of the Education Code and is described and filed in the office of the Executive Officer and will be made available to all interested parties as the Resolution pertains to the documents attached hereto. Said documents were acted upon by the Board at its meeting on June 28, 2023.

WHEREAS, the Board has determined to be approvable a number of projects for new construction or retrofit eligibility of kindergarten facilities for school districts, it is making apportionments and/or adjustments for the grant amounts for projects that meet the Board's criteria for the apportionment of grants pursuant to Education Code Section 17375.

NOW THEREFORE, BE IT RESOLVED:

1. The Board anticipates that the school district(s) will pay certain capital expenditures in connection with some or all of the project(s) cost.
2. The Board, acting on behalf of the State, hereby declares that it is the State's official intent to use General Fund proceeds that are available for such purpose, consistent with the requirements of law that are in effect at the time the funds are available, to provide grants, in accordance with applicable laws and regulations.
3. This Resolution shall be continuously available for inspection by the general public during normal business hours at the office of the Board at 707 3rd Street, 4<sup>th</sup> Floor, West Sacramento, California, commencing within one week after the date of enactment of this Resolution.

I, the undersigned, duly authorized as the Executive Officer of the State Allocation Board, do hereby certify the foregoing to be true and correct, and that this Resolution was adopted at a meeting of said Board on June 28, 2023 at West Sacramento, California.



Lisa Silverman  
Executive Officer  
State Allocation Board

**SCHOOL DISTRICT DATA**

**Application No:** 70/71993-00-010  
**School District:** Lindsay Unified

**County:** Tulare  
**School Name:** Reagan Elementary

**PROJECT DATA**

<b>Type of Project:</b>	New Construction	<b>Application Filing Basis:</b>	Site Specific
<b>Total Pupils Assigned:</b>	150	<b>Total Classrooms:</b>	6
<b>Preschool:</b>	50	<b>Preschool:</b>	2
<b>Transitional K:</b>	50	<b>Transitional K:</b>	2
<b>Kindergarten:</b>	50	<b>Kindergarten:</b>	2
<b>Financial Hardship Requested:</b>	Yes	<b>Recommended Acres:</b>	11.6
<b>Preference Points:</b>	68	<b>Existing Acres:</b>	9.2

**ADJUSTED GRANT DATA**

<b>Preschool New Construction</b>	\$731,150.00
<b>TK New Construction</b>	731,150.00
<b>FDK New Construction</b>	731,150.00
<b>Fire Detection Alarm</b>	2,550.00
<b>Site Development</b>	767,707.50
<b>Conversion Grant</b>	987,902.50
<b>State Grant Total</b>	<u>3,951,610.00</u>
<b>District Share</b>	<u>1,975,805.00</u>
<b>Total Project Cost</b>	<u>\$5,927,415.00</u>

**PROJECT FINANCING**

<b>State Share</b>	
<b>This Project</b>	\$3,951,610.00
<b>District Share</b>	
<b>Cash Contribution</b>	
<b>Financial Hardship</b>	<u>1,975,805.00</u>
<b>Total Project Cost</b>	<u>\$5,927,415.00</u>

**HISTORY OF PROJECT COST AND APPORTIONMENT**

	<b>Fund Code</b>	<b>Previously Authorized</b>	<b>Authorized This Action</b>	<b>Apportionment This Action</b>
<b><u>State Share</u></b>				
New Construction/Additional Grant	1027-2122	\$ 4,000,610.00	\$ (49,000.00)	\$ (49,000.00)
<b><u>District Share</u></b>				
<b>Cash Contribution</b>				
<b>Financial Hardship</b>	1027-2122	2,000,305.00	(24,500.00)	(24,500.00)
<b>Total</b>		<u>\$ 6,000,915.00</u>	<u>\$ (73,500.00)</u>	<u>\$ (73,500.00)</u>

**Funding Source: General Fund California Preschool, Transitional Kindergarten and Full-Day Kindergarten Facilities Grant Program**

This project is being amended as a result of the removal of the previously authorized additional grant for automatic sprinkler system, which was not included in the approved plans and specifications.

The District shall ensure that it is in compliance with all applicable laws, regulations and certifications it made on the program forms.

This project is subject to the Grant Agreement submittal pursuant to Regulation Section 1860.17.

The District is responsible for ensuring that the project is compliant with Prevailing Wage Monitoring and/or Labor Compliance Program requirements at the time construction contracts are executed and/or construction commenced.

The District qualifies for financial hardship pursuant to Regulation Section 1860.14(a)(1). The District has demonstrated it is financially unable to provide all or a part of the matching funds and is levying the developer fees or equal alternative revenue source justified by law. The District's outstanding bonded indebtedness as of June 7, 2022 was at least 60 percent of its total bonding capacity.

Advance funds in the amount of \$877,380.00 were previously released to the District. The remaining funds in the amount of \$5,050,035.00 (\$5,927,415.00 less advance funds released and available district contribution) will be released by OPSC upon the receipt of a valid, signed Grant Agreement as specified in Regulation Section 1860.17 and a complete *Fund Release Request* (Form SAB 70-02).

With the exception of School Districts receiving Financial Hardship funding, a portion of the School District's required matching share will be equal to a 25 percent District share and a 50 percent District share for New Construction, pursuant to Regulation Section 1860.11.

Pursuant to Regulation Section 1860.19(b)(4), any savings, including interest, unexpended or unencumbered after one year from the completion of the project, as specified in Section 1860.18, must be returned to the State.

**SCHOOL DISTRICT DATA**

**Application No:** 70/69542-00-002  
**School District:** Luther Burbank

**County:** Santa Clara  
**School Name:** Luther Burbank Elementary

**PROJECT DATA**

**Type of Project:** New Construction      **Application Filing Basis:** Site Specific  
**Pupils Assigned:** 25  
**Classroom(s):** 1  
**Financial Hardship Requested:** No      **Recommended Acres:**  
**Preference Points:** 24      **Existing Acres:**

**ADJUSTED GRANT DATA**

**PROJECT FINANCING**

<b>New Construction</b>	\$ 126,280.00	<b>State Share</b>	
<b>Total State Share (50%)</b>	126,280.00	<b>This Project</b>	\$126,280.00
<b>District Share (50%)</b>	126,280.00	<b>District Share</b>	
<b>Total Project Cost</b>	<b>\$ 252,560.00</b>	<b>Cash Contribution</b>	126,280.00
		<b>Total Project Cost</b>	<b>\$ 252,560.00</b>

**HISTORY OF PROJECT COST AND APPORTIONMENT**

	<b>Fund Code</b>	<b>Previously Authorized</b>	<b>Authorized This Action</b>	<b>Apportionment This Action</b>
<b><u>State Share</u></b>				
New Construction/Additional Grant	1027-1819	\$ 439,593.00	\$ (313,313.00)	\$ (313,313.00)
<b><u>District Share</u></b>				
<b>Cash Contribution</b>		439,593.00	(313,313.00)	
<b>Total</b>		<b>\$ 879,186.00</b>	<b>\$(626,626.00)</b>	<b>\$ (313,313.00)</b>

**Funding Source: General Fund Full-Day Kindergarten Facilities Grant Program**

This item is being rescinded and reduced to the design amount of \$126,280.00 that was previously provided as an advance release of funds for design, pursuant to Regulation Section 1860.16(a). No additional funds will be released, and funds previously received are subject to program audit for eligible expenditures.

The District shall ensure that it is in compliance with all applicable laws, regulations and certifications it made on the program forms.

The District is responsible for ensuring that the project is compliant with Prevailing Wage Monitoring and/or Labor Compliance Program requirements at the time construction contracts are executed and/or construction commenced.

# Non-Conforming Buildings (Continued Use)

# EXEMPTION FOR INDEPENDENT STUDY FACILITIES

## PURPOSE OF REPORT

To present the Fresno Unified School District (District) request, as shown on the Attachment, for an exemption from the definition of “school buildings” for certain facilities used for independent study.

## DESCRIPTION

The District operates an independent study program at facilities that are not located at a regular school site and is requesting an exemption from the definition of "school building," as described in Education Code (EC) Section 17283, for the facility.

EC Section 17289 authorizes any school district or county office of education to request an exemption from the State Allocation Board (Board) for a building or structure or portion of a building or structure used for independent study from the definition of “school buildings.” These buildings do not have to meet the Field Act requirements but must comply with local health and safety standards.

The District has certified that it has satisfied the legal requirements under EC Section 17289 for the exemption.

## AUTHORITY

EC Section 17283 states: “ “School building” as used in this article means and includes any building used, or designed to be used, for elementary or secondary school purposes and constructed, reconstructed, altered, or added to, by the state or any city or city and county, or by any political subdivision or by any school district of any kind within the state, or by any regional occupational center or program created by or authorized to act by an agreement under joint exercise of power, or by the United States government, or any agency thereof.”

EC Section 17289 states “In order to provide alternative, community-based educational opportunities through independent study, any school district or county office of education may request an exemption from the State Allocation Board for a building or structure, or portion of a building or structure, from the definition of “school buildings” within the meaning of Section 17283. The exemptions may be granted for no longer than two years and exemptions are renewable. An exemption may only be granted if the school district or county office of education demonstrates to the satisfaction of the State Allocation Board all of the following:

- a) The building or structure, or portion of building or structure, satisfies all of the following:
  - i) It is not located on a regular school site.
  - ii) It complies with all applicable local building standards and all relevant local health and safety standards in the community in which it is located.
  - iii) It is used for independent study.

**AUTHORITY** (cont.)

- iv) It serves fewer than 25 pupils enrolled in kindergarten or any of the grades 1 to 12, inclusive, at any one time in the building or structure, or in a portion of a building or structure where the remainder of the building or structure is not used for instructional purposes.
- b) The use of the building or structure is critical to providing an effective alternative, community-based program.
- c) The use of other buildings or structures that would meet seismic safety standards for school facilities are not practical.”

**STAFF ANALYSIS/STATEMENTS**

The District has provided certification that it has met the criteria as stated in EC Section 17289. An exemption has been requested for two years.

**RECOMMENDATION**

Approve the District’s request for an exemption from the definition of "school buildings" for the site listed on the Attachment from April 12, 2023 to April 11, 2025.

**ATTACHMENT**

**EXEMPTION FOR INDEPENDENT STUDY FACILITIES**

Fresno Unified/Fresno County  
91/62166-00-000

<b>Site</b>	<b>ID Number</b>
822 N. Abby, Fresno, CA 93701	10 62166 1030287
3058 N. Millbrook, Fresno, CA 93726	10 62166 6112619



# Unused Sites Program

## UNUSED SITES

### EXHIBIT/APPL. NO. 92/69344-00-000

Vista Del Mar Union Elementary – Santa Barbara County

### PURPOSE OF REPORT

To present the District's request for the State Allocation Board (Board) to grant a refund of the 2020/21 Fiscal Year unused site assessment fee.

### DESCRIPTION

The District was assessed an unused site fee of \$17,634 for the 2020/21 Fiscal Year at the December 7, 2021 Board meeting, and was deducted from the District's State School Fund Apportionment during the months of February through May 2022. The District recently submitted documentation indicating that this district is a "basic aid district". Therefore, the District is eligible for a refund of the unused site assessment fee that was withheld for the 2020/21 Fiscal Year.

<u>Site</u>	<u>Year</u>	<u>Annual Payment</u>	<u>Recommendation</u>
Adjoining Vista Del Mar	2020/21	\$17,634	Refund

### AUTHORITY

Pursuant to Education Code (EC) Section 17222, in no event shall the unused site deductions from the State School Fund exceed an amount which would result in a district's receiving, in any school year, less than one hundred twenty dollars (\$120) per pupil in average daily attendance in the district during the preceding school year.

### BACKGROUND

As required by law, all school districts are required to report any unused school sites to the Board annually. The school districts self-certify requests for waivers and reduction of fees based on certain criteria outlined in EC Section 17219. EC Section 17222 allows for districts to receive a waiver if the district is considered a "basic aid district". The District recently submitted documentation certifying that it is a "basic aid district", which is an allowable waiver and, therefore, should not be charged unused site assessment fees on this site.

### STAFF ANALYSIS/STATEMENTS

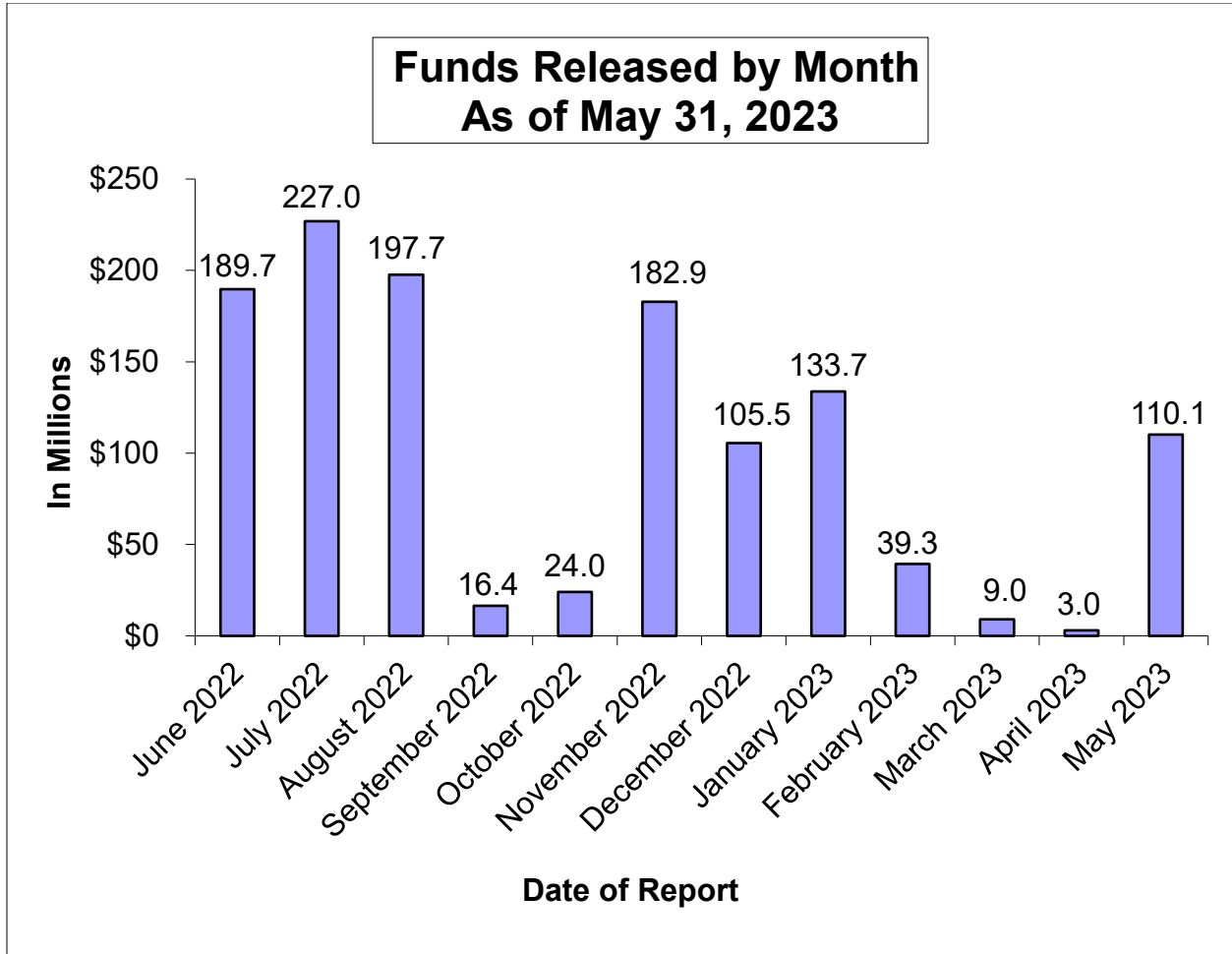
The District has provided documentation to support its request.

### RECOMMENDATION

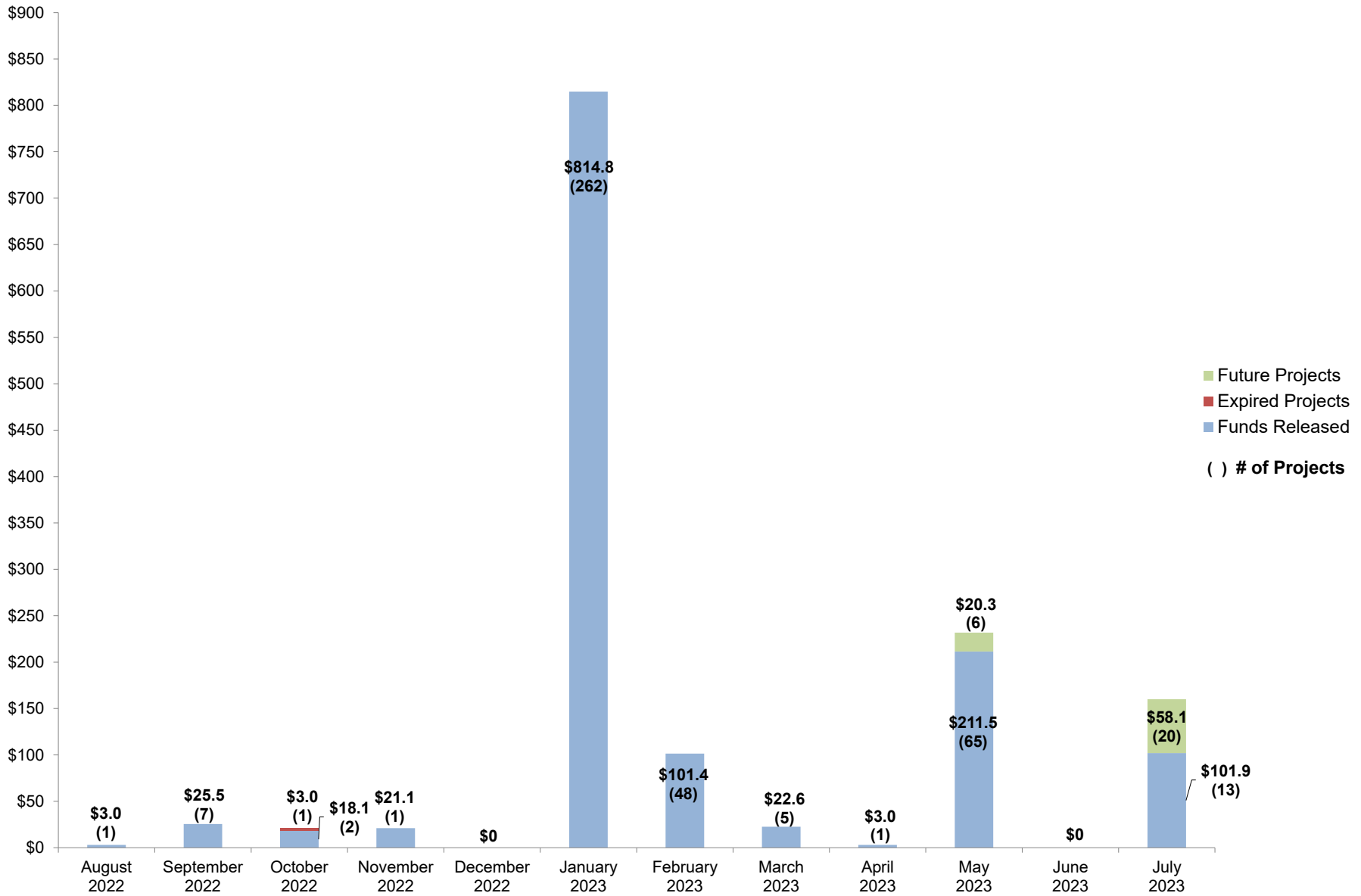
Approve the District's request for a refund of the 2020/21 Fiscal Year unused site assessment fee in the amount of \$17,634 and notify the State Controller's Office to refund the Annual Payment.

# Financial Reports

## STATUS OF FUND RELEASES



Status of School Facility Program Apportionments Set to Expire  
 due to Time Limit on Fund Release, as of May 31, 2023 SAB  
 (in millions of dollars)



**SCHOOL FACILITY PROGRAM**  
**Available Funds (in Millions) As of June 28, 2023**

AB 181 - Leroy F. Greene School Facilities Act of 1998									
Program	Original Bond Allocation	Remaining Authority as of May 31, 2023	Estimated Approvals for June 28, 2023	Special Items/PIF	Remaining Authority as of June 28, 2023 (excludes Unfunded Approvals)	Accumulated Unfunded Approvals as of May 31, 2023	Estimated Unfunded Approvals for June 28, 2023	Special Items/PIF	Remaining Authority as of June 28, 2023 (includes Unfunded Approvals)
General Fund FY 22/23	\$1,550.0 <sup>F</sup>	\$515.5	-\$111.3		\$404.2				\$404.2
General Fund FY 23/24	2,060.5	2,060.5			2,060.50				2,060.50
General Fund FY 24/25	875.0	875.0			875.00				875.00
<b>SUBTOTAL</b>	<b>\$4,485.5</b>	<b>\$3,451.0</b>	<b>-\$111.3</b>	<b>\$0.0</b>	<b>\$3,339.7<sup>A</sup></b>	<b>\$0.0</b>	<b>\$0.0</b>	<b>\$0.0</b>	<b>\$3,339.7</b>
Prop. 51 - \$7 Billion - November 2016									
Program	Original Bond Allocation	Remaining Authority as of May 31, 2023	Estimated Approvals for June 28, 2023	Special Items/PIF	Remaining Authority as of June 28, 2023 (excludes Unfunded Approvals)	Accumulated Unfunded Approvals as of May 31, 2023	Estimated Unfunded Approvals for June 28, 2023	Special Items/PIF	Remaining Authority as of June 28, 2023 (includes Unfunded Approvals)
New Construction	\$3,000.0	\$10.0		-\$7.8	\$2.2	-\$6.8		\$6.7	\$2.1 <sup>G</sup>
Modernization	3,000.0	403.3	-\$113.9		289.4	-13.1			276.3
Career Technical Education	500.0	6.6			6.6	-1.9			4.7
Charter School	500.0	250.2			250.2	-208.4			41.8
General Fund FY 21/22	250.0	0.0			0.0				0.0
<b>SUBTOTAL</b>	<b>\$7,250.0</b>	<b>\$670.1</b>	<b>-\$113.9</b>	<b>-\$7.8</b>	<b>\$548.4<sup>A</sup></b>	<b>-\$230.2</b>	<b>\$0.0</b>	<b>\$6.7</b>	<b>\$324.9</b>
Prop. 1D - \$7.3 Billion - November 2006									
Program	Original Bond Allocation	Remaining Authority as of May 31, 2023	Estimated Approvals for June 28, 2023	Special Items/PIF	Remaining Authority as of June 28, 2023 (excludes Unfunded Approvals)	Accumulated Unfunded Approvals as of May 31, 2023	Estimated Unfunded Approvals for June 28, 2023	Special Items/PIF	Remaining Authority as of June 28, 2023 (includes Unfunded Approvals)
New Construction	\$1,900.0	\$0.1			\$0.1				\$0.1
Seismic Repair		1.2			1.2				1.2 <sup>G</sup>
Modernization	3,300.0	0.5			0.5				0.5
Career Technical Education	500.0	0.1			0.1	-\$0.1			0.0
High Performance Schools	100.0	0.0			0.0				0.0
Overcrowding Relief	1,000.0	6.6			6.6				6.6
Charter School	500.0	144.1			144.1	-142.1			2.0 <sup>G</sup>
Joint Use	57.5 <sup>B</sup>	0.0			0.0				0.0
<b>SUBTOTAL</b>	<b>\$7,357.5</b>	<b>\$152.6</b>	<b>\$0.0</b>	<b>\$0.0</b>	<b>\$152.6<sup>A</sup></b>	<b>-\$142.2</b>	<b>\$0.0</b>	<b>\$0.0</b>	<b>\$10.4</b>
Prop. 55 - \$10 Billion - March 2004									
Program	Original Bond Allocation	Remaining Authority as of May 31, 2023	Estimated Approvals for June 28, 2023	Special Items/PIF	Remaining Authority as of June 28, 2023 (excludes Unfunded Approvals)	Accumulated Unfunded Approvals as of May 31, 2023	Estimated Unfunded Approvals for June 28, 2023	Special Items/PIF	Remaining Authority as of June 28, 2023 (includes Unfunded Approvals)
New Construction	\$4,965.8 <sup>C</sup>	\$0.4 <sup>D</sup>			\$0.4				\$0.4
Modernization	2,250.0	0.0			0.0				0.0
Critically Overcrowded Schools	2,440.0	0.0			0.0				0.0
Charter School	300.0	40.7			40.7	-\$37.9			2.8 <sup>G</sup>
Joint Use	66.7 <sup>E</sup>	0.0			0.0				0.0
<b>SUBTOTAL</b>	<b>\$10,022.5</b>	<b>\$41.1</b>	<b>\$0.0</b>	<b>\$0.0</b>	<b>\$41.1<sup>A</sup></b>	<b>-\$37.9</b>	<b>\$0.0</b>	<b>\$0.0</b>	<b>\$3.2</b>
<b>TOTAL PAGE 1</b>	<b>\$29,115.5</b>	<b>\$4,314.8</b>	<b>-\$225.2</b>	<b>-\$7.8</b>	<b>\$4,081.8</b>	<b>-\$410.3</b>	<b>\$0.0</b>	<b>\$6.7</b>	<b>\$3,678.2</b>

A. Balance of bonding authority excludes unfunded approvals.

B. The original bond allocation of \$29 million augmented by \$21 million from Prior Bond Funds to Joint Use at the 06/27/07 SAB meeting and \$7.5 million at the 7/23/08 SAB meeting pursuant to Assembly Bill 127, Chapter 35, Statutes of 2006 (Perata/Nunez).

C. The original bond allocation of \$4,960,000,000 augmented by \$5,831,911 from Prior Bonds at the 10/6/2010 SAB meeting.

D. It includes the transfer of Critically Overcrowded School Facilities Program Funds to New Construction (transfers in Prop. 55 includes: \$268.8 million approved at the 1/25/2006 SAB meeting, \$318.3 million approved at the 9/23/2009 SAB meeting, \$225 million approved at the 8/4/2010 SAB meeting, \$211.7 million approved at the 12/15/2010 SAB meeting, \$145 million at the 4/25/2012 SAB meeting, \$30.4 million after the 3/20/2013 SAB meeting, and \$32,297 after the 3/26/2014 SAB meeting per SFP Regulation Sections 1859.154 (c)).

E. Original bond allocation of \$50,000,000 augmented by \$15,547,233 from the State School Building Aid Fund at the 2/28/2007 SAB meeting and by \$1,232,224 from Prior Bonds at the 10/6/2010 SAB meeting.

F. Includes \$250 million for Lynwood Unified School District.

G. Total authority is not available at this time due to outstanding accounts receivable. Proposition 51 \$736,648 for New Construction, Proposition 1D \$48,279 for Seismic Repair and \$241,764 for Charter School, Proposition 55 \$937,354 for Charter School.

**SCHOOL FACILITY PROGRAM**  
**Available Funds (in Millions) As of June 28, 2023**

Prop. 47 - \$11.4 Billion - November 2002									
Program	Original Bond Allocation	Remaining Authority as of May 31, 2023	Estimated Approvals for June 28, 2023	Special Items/PIF	Remaining Authority as of June 28, 2023 (excludes Unfunded Approvals)	Accumulated Unfunded Approvals as of May 31, 2023	Estimated Unfunded Approvals for June 28, 2023	Special Items/PIF	Remaining Authority as of June 28, 2023 (includes Unfunded Approvals)
New Construction	\$6,250.0	\$0.0			\$0.0				\$0.0
Modernization	3,300.0	0.0			0.0				0.0
Critically Overcrowded Schools	1,700.0	0.0			0.0				0.0
Charter School	100.0	7.3			7.3				1.7
Joint Use	50.0	0.0			0.0				0.0
<b>SUBTOTAL</b>	<b>\$11,400.0</b>	<b>\$7.3</b>	<b>\$0.0</b>	<b>\$0.0</b>	<b>\$7.3<sup>A</sup></b>	<b>-\$5.6</b>	<b>\$0.0</b>	<b>\$0.0</b>	<b>\$1.7</b>

Prop. 1A - \$6.7 Billion - November 1998									
Program	Original Bond Allocation	Remaining Authority as of May 31, 2023	Estimated Approvals for June 28, 2023	Special Items/PIF	Remaining Authority as of June 28, 2023 (excludes Unfunded Approvals)	Accumulated Unfunded Approvals as of May 31, 2023	Estimated Unfunded Approvals for June 28, 2023	Special Items/PIF	Remaining Authority as of June 28, 2023 (includes Unfunded Approvals)
New Construction	\$2,900.0	\$0.0			\$0.0				\$0.0
Modernization	2,100.0	0.0			0.0				0.0
Hardship	1,000.0	0.0			0.0				0.0
Class Size Reduction	700.0	0.0			0.0				0.0
<b>SUBTOTAL</b>	<b>\$6,700.0</b>	<b>\$0.0</b>	<b>\$0.0</b>	<b>\$0.0</b>	<b>\$0.0<sup>A</sup></b>	<b>\$0.0</b>	<b>\$0.0</b>	<b>\$0.0</b>	<b>\$0.0</b>
<b>TOTAL PAGE 2</b>	<b>\$18,100.0</b>	<b>\$7.3</b>	<b>\$0.0</b>	<b>\$0.0</b>	<b>\$7.3</b>	<b>-\$5.6</b>	<b>\$0.0</b>	<b>\$0.0</b>	<b>\$1.7</b>
<b>TOTAL FROM PAGE 1</b>	<b>\$29,115.5</b>	<b>\$4,314.8</b>	<b>-\$225.2</b>	<b>-\$7.8</b>	<b>\$4,081.8</b>	<b>-\$410.3</b>	<b>\$0.0</b>	<b>\$6.7</b>	<b>\$3,678.2</b>
<b>GRAND TOTAL</b>	<b>\$47,215.5</b>	<b>\$4,322.1</b>	<b>-\$225.2</b>	<b>-\$7.8</b>	<b>\$4,089.1</b>	<b>-\$415.9</b>	<b>\$0.0</b>	<b>\$6.7</b>	<b>\$3,679.9</b>

California Preschool, Transitional and Full-Day Kindergarten Facilities Grant Program

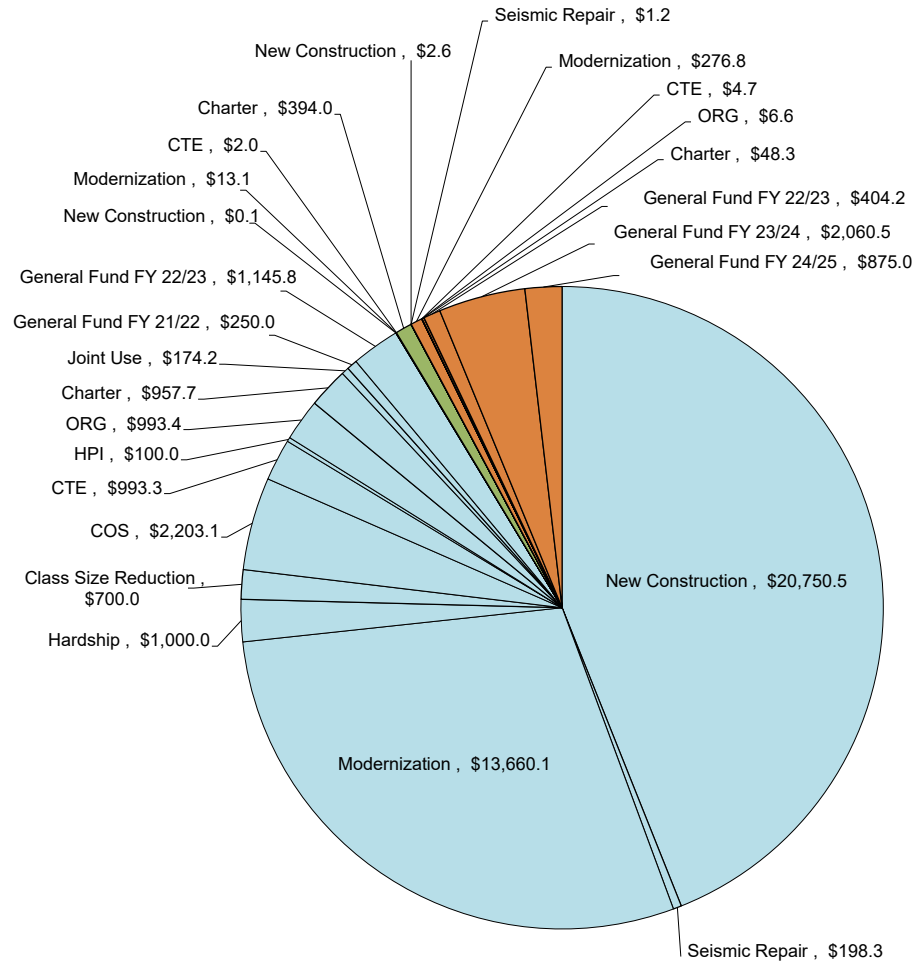
Program	Appropriation	Remaining Authority as of May 31, 2023	Estimated Approvals for June 28, 2023	Miscellaneous Adjustments for June 28, 2023	Remaining Authority as of June 28, 2023
Chapter 32, Statutes of 2018 (AB 1808) - Full-Day Kindergarten (FY 18/19)	\$100.0	\$0.0	\$0.3	-\$0.3 <sup>C</sup>	\$0.0
AB 130 California Preschool, Transitional and Full-Day Kindergarten FY 21-22	\$490.0	\$263.2	0.1		\$263.3
AB 181 California Preschool, Transitional and Full-Day Kindergarten FY 22-23	\$100.0	\$99.2			\$99.2
AB 181 California Preschool, Transitional and Full-Day Kindergarten FY 23-24	\$550.0	\$550.0			\$550.0
<b>TOTAL</b>	<b>\$1,240.0</b>	<b>\$912.4</b>	<b>\$0.4</b>	<b>-\$0.3</b>	<b>\$912.5</b>

A. Balance of Bonding Authority Excludes Unfunded Approvals.

B. Total authority is not available at this time due to outstanding accounts receivable. Proposition 47 \$483,672 for Charter School.

C. Returned Authority exceeds encumbrance deadline of June 30, 2022 and has been reverted to the state's General Fund.

**AB 181, Proposition 51, 1D, 55, 47, and 1A  
Bond Authority - \$47.216 billion  
(in millions of dollars)**



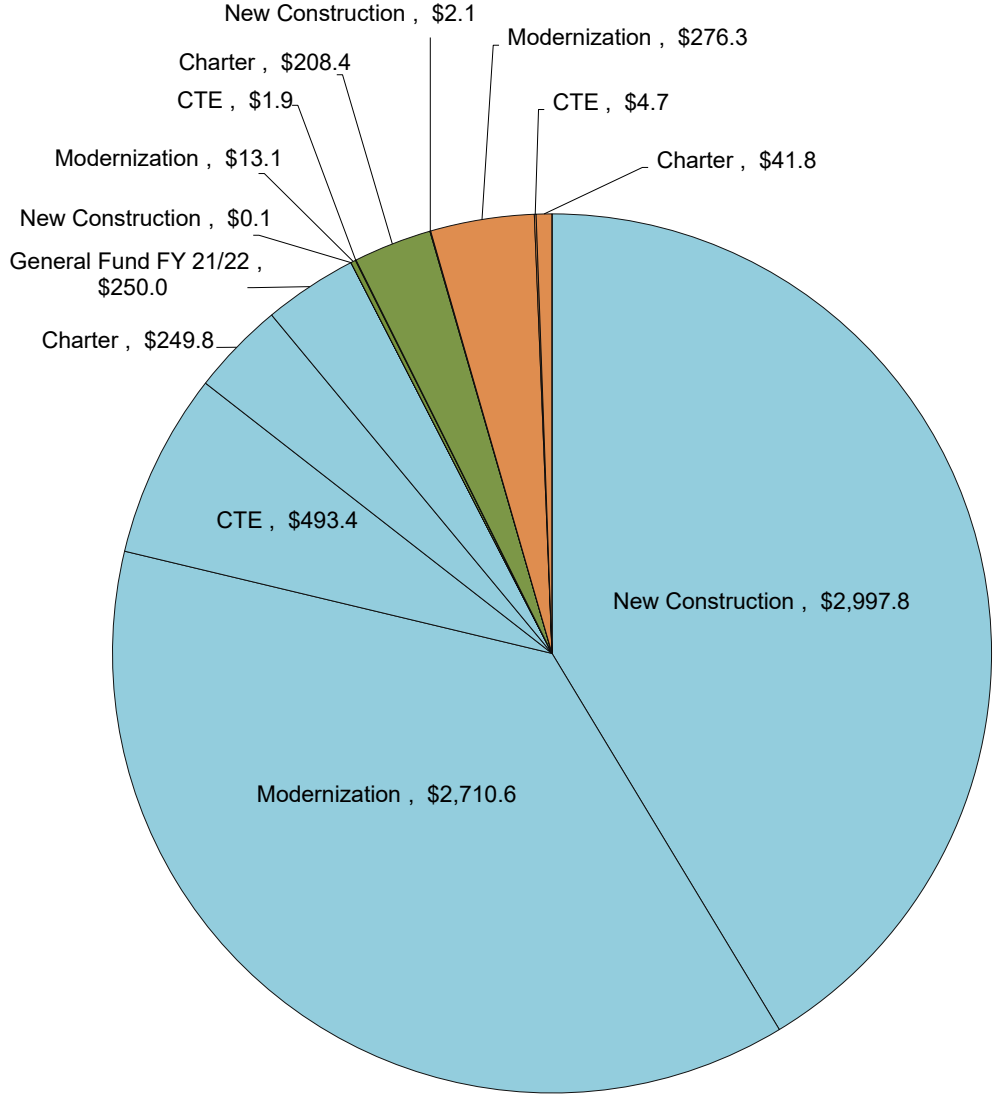
AB 181, Proposition 51, 1D, 55, 47, and 1A Totals		
New Construction*	\$	20,750.5
Seismic Repair	\$	198.3
Modernization	\$	13,660.1
Hardship	\$	1,000.0
Class Size Reduction	\$	700.0
COS	\$	2,203.1
CTE	\$	993.3
HPI	\$	100.0
ORG	\$	993.4
Charter	\$	957.7
Joint Use	\$	174.2
General Fund FY 21/22	\$	250.0
General Fund FY 22/23	\$	1,145.8
General Fund FY 23/24	\$	-
General Fund FY 24/25	\$	-
<b>Apportioned</b>	<b>\$</b>	<b>43,126.4</b>
		<b>91.3%</b>
New Construction	\$	0.1
Seismic Repair	\$	-
Modernization	\$	13.1
Hardship	\$	-
Class Size Reduction	\$	-
COS	\$	-
CTE	\$	2.0
HPI	\$	-
ORG	\$	-
Charter	\$	394.0
Joint Use	\$	-
General Fund FY 21/22	\$	-
General Fund FY 22/23	\$	-
General Fund FY 23/24	\$	-
General Fund FY 24/25	\$	-
<b>Unfunded Approvals</b>	<b>\$</b>	<b>409.2</b>
		<b>0.9%</b>
New Construction	\$	2.6
Seismic Repair	\$	1.2
Modernization	\$	276.8
Hardship	\$	-
Class Size Reduction	\$	-
COS	\$	-
CTE	\$	4.7
HPI	\$	-
ORG	\$	6.6
Charter	\$	48.3
Joint Use	\$	-
General Fund FY 21/22	\$	-
General Fund FY 22/23	\$	404.2
General Fund FY 23/24	\$	2,060.5
General Fund FY 24/25	\$	875.0
<b>Remaining Bond Authority</b>	<b>\$</b>	<b>3,679.9</b>
		<b>7.8%</b>
<b>Grand Total</b>	<b>\$</b>	<b>47,216</b>
		<b>100.0%</b>

\*Includes Energy Efficiency, Small High Schools, Seismic Repair, and the transfer of Critically Overcrowded School Facilities Program Funds to New Construction (\$700 million and \$68.1 million from Prop. 47; \$268.8 million, \$318.3 million, \$225 million, \$211.7 million, \$145 million, and \$30.4 million from Prop. 55). Also, Prop 55 includes \$5.8 million from the Lease Purchase Program on October 6, 2010.



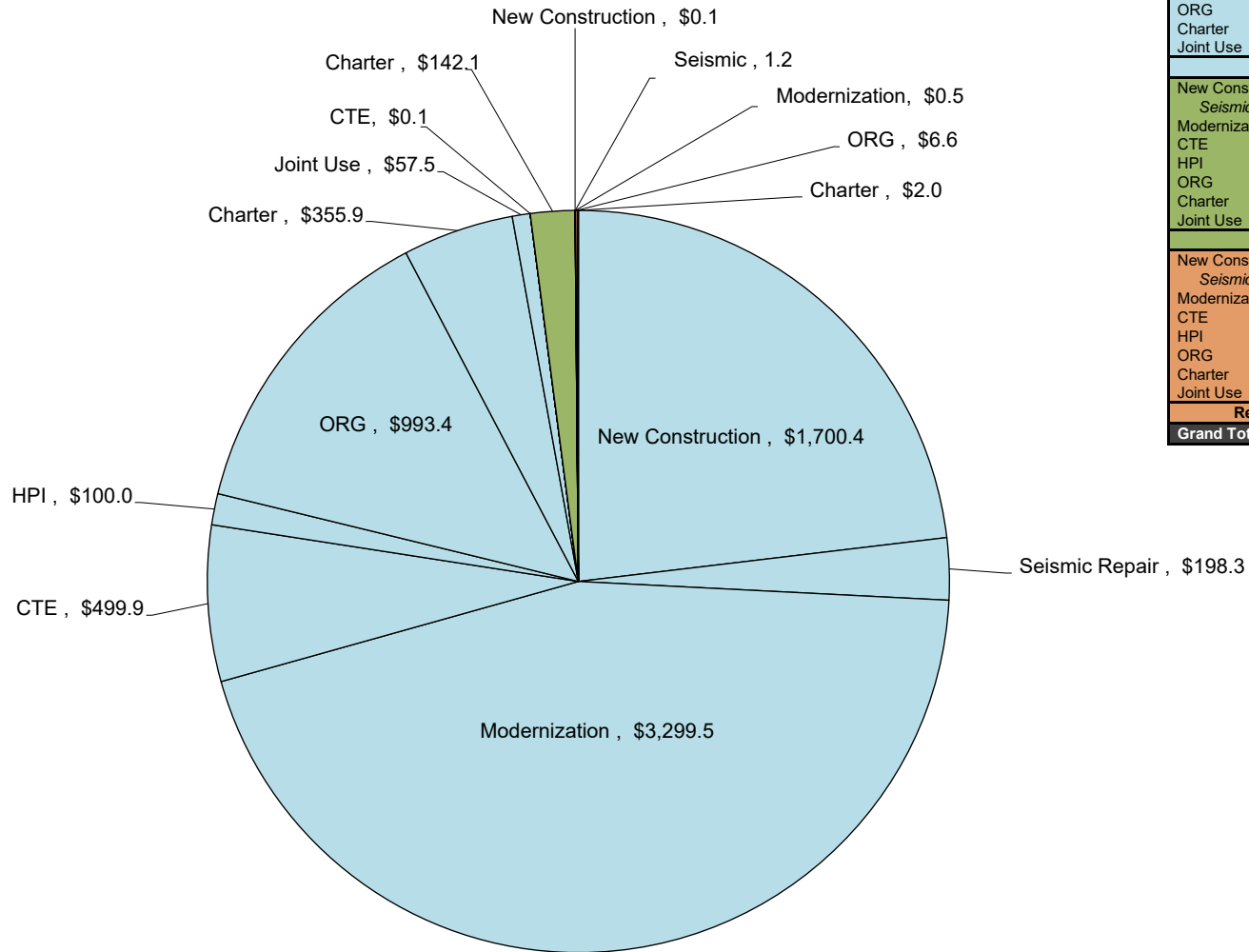
# Proposition 51 Bond Authority - \$7.250 billion

(in millions of dollars)



Proposition 51 Totals		
New Construction	\$ 2,997.8	
Modernization	\$ 2,710.6	
CTE	\$ 493.4	
Charter	\$ 249.8	
General Fund FY 21/22	\$ 250.0	
<b>Apportioned</b>	<b>\$ 6,701.6</b>	<b>92.4%</b>
New Construction	\$ 0.1	
Modernization	\$ 13.1	
CTE	\$ 1.9	
Charter	\$ 208.4	
General Fund FY 21/22	\$ -	
<b>Unfunded Approvals</b>	<b>\$ 223.5</b>	<b>3.1%</b>
New Construction	\$ 2.1	
Modernization	\$ 276.3	
CTE	\$ 4.7	
Charter	\$ 41.8	
General Fund FY 21/22	\$ -	
<b>Remaining Bond Authority</b>	<b>\$ 324.9</b>	<b>4.5%</b>
<b>Grand Total</b>	<b>\$ 7,250</b>	<b>100.0%</b>

# Proposition 1D Bond Authority - \$7.358 billion (in millions of dollars)

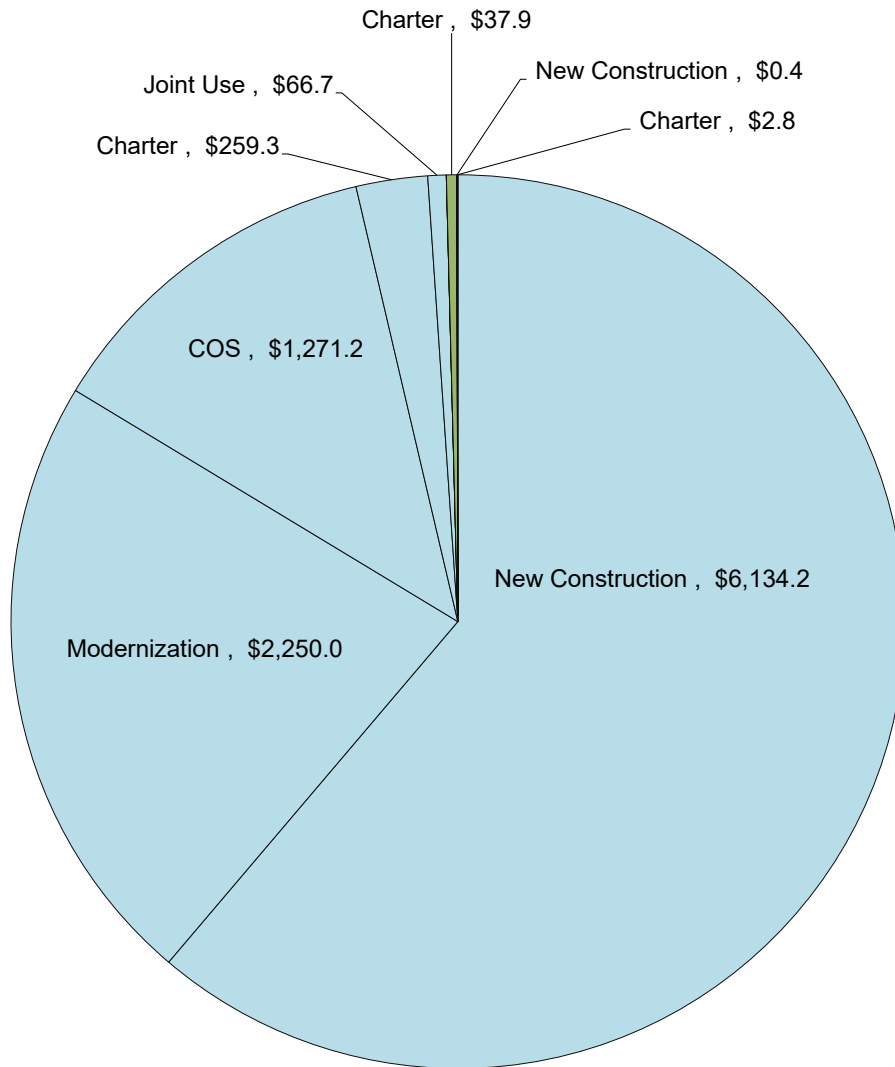


Proposition 1D Totals		
New Construction	\$	1,700.4
<i>Seismic Repair</i>	\$	198.3
Modernization	\$	3,299.5
CTE	\$	499.9
HPI	\$	100.0
ORG	\$	993.4
Charter	\$	355.9
Joint Use	\$	57.5
<b>Apportioned</b>	<b>\$</b>	<b>7,204.9</b>
		<b>97.9%</b>
New Construction	\$	-
<i>Seismic Repair</i>	\$	-
Modernization	\$	-
CTE	\$	0.1
HPI	\$	-
ORG	\$	-
Charter	\$	142.1
Joint Use	\$	-
<b>Unfunded Approvals</b>	<b>\$</b>	<b>142.2</b>
		<b>1.9%</b>
New Construction	\$	0.1
<i>Seismic Repair</i>	\$	1.2
Modernization	\$	0.5
CTE	\$	-
HPI	\$	-
ORG	\$	6.6
Charter	\$	2.0
Joint Use	\$	-
<b>Remaining Bond Authority</b>	<b>\$</b>	<b>10.4</b>
		<b>0.1%</b>
<b>Grand Total</b>	<b>\$</b>	<b>7,358</b>
		<b>100.0%</b>

# Proposition 55

## Bond Authority - \$10.023 billion

(in millions of dollars)

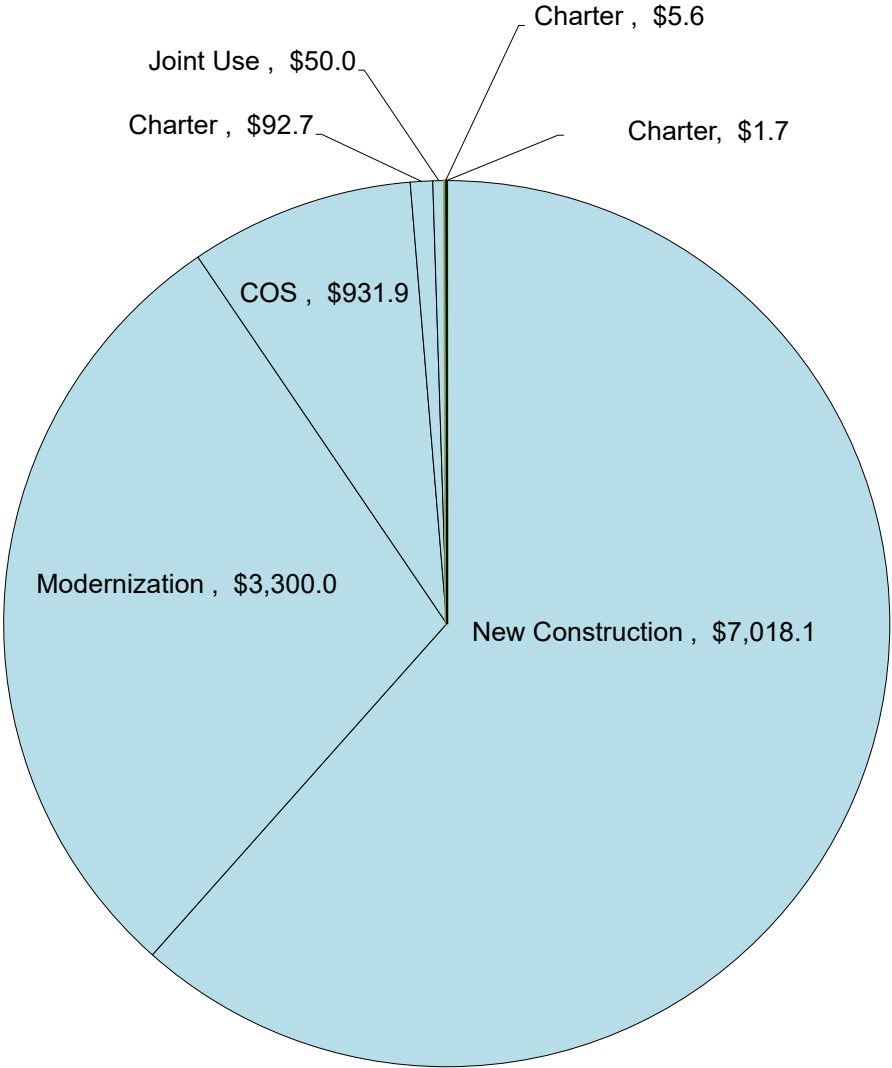


Proposition 55 Totals		
New Construction	\$ 6,134.2	
Modernization	\$ 2,250.0	
COS	\$ 1,271.2	
Charter	\$ 259.3	
Joint Use	\$ 66.7	
<b>Apportioned</b>	<b>\$ 9,981.4</b>	<b>99.6%</b>
New Construction	\$ -	
Modernization	\$ -	
COS	\$ -	
Charter	\$ 37.9	
Joint Use	\$ -	
<b>Unfunded Approvals</b>	<b>\$ 37.9</b>	<b>0.4%</b>
New Construction	\$ 0.4	
Modernization	\$ -	
COS	\$ -	
Charter	\$ 2.8	
Joint Use	\$ -	
<b>Remaining Bond Authority</b>	<b>\$ 3.2</b>	<b>0.0%</b>
<b>Grand Total</b>	<b>\$ 10,023</b>	<b>100.0%</b>

# Proposition 47

## Bond Authority - \$11.400 billion

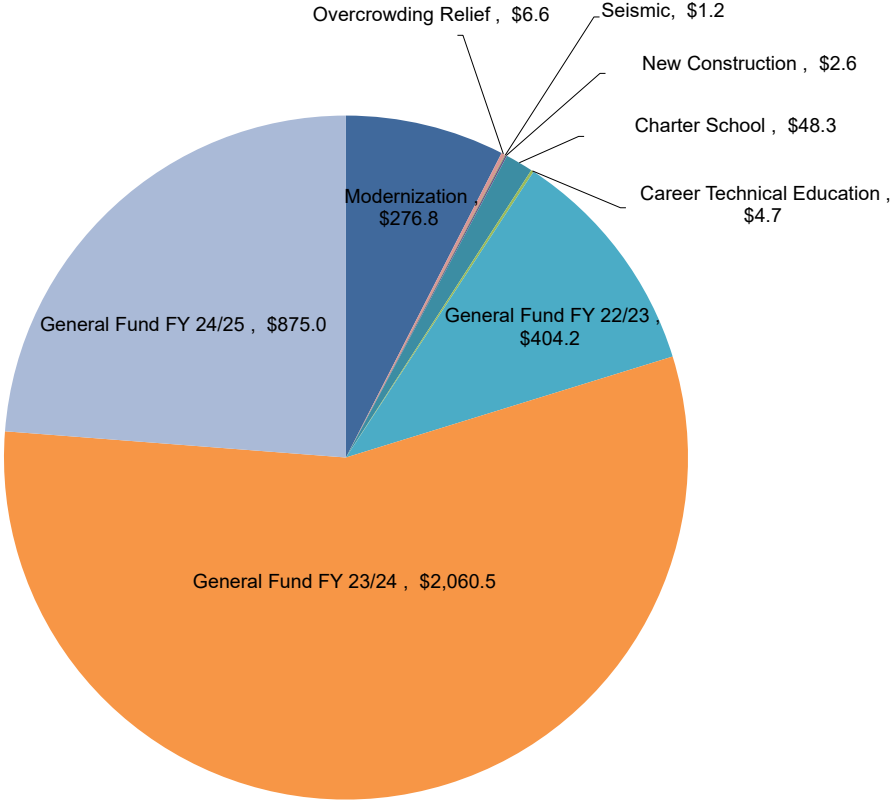
(in millions of dollars )



Proposition 47 Totals		
New Construction	\$ 7,018.1	
Modernization	\$ 3,300.0	
COS	\$ 931.9	
Charter	\$ 92.7	
Joint Use	\$ 50.0	
<b>Apportioned</b>	<b>\$ 11,392.7</b>	<b>99.9%</b>
New Construction	\$ -	
Modernization	\$ -	
COS	\$ -	
Charter	\$ 5.6	
Joint Use	\$ -	
<b>Unfunded Approvals</b>	<b>\$ 5.6</b>	<b>0.0%</b>
New Construction	\$ -	
Modernization	\$ -	
COS	\$ -	
Charter	\$ 1.7	
Joint Use	\$ -	
<b>Remaining Bond Authority</b>	<b>\$ 1.7</b>	<b>0.0%</b>
<b>Grand Total</b>	<b>\$ 11,400</b>	<b>100.0%</b>

# Remaining Bond Authority - \$3,679.9 million

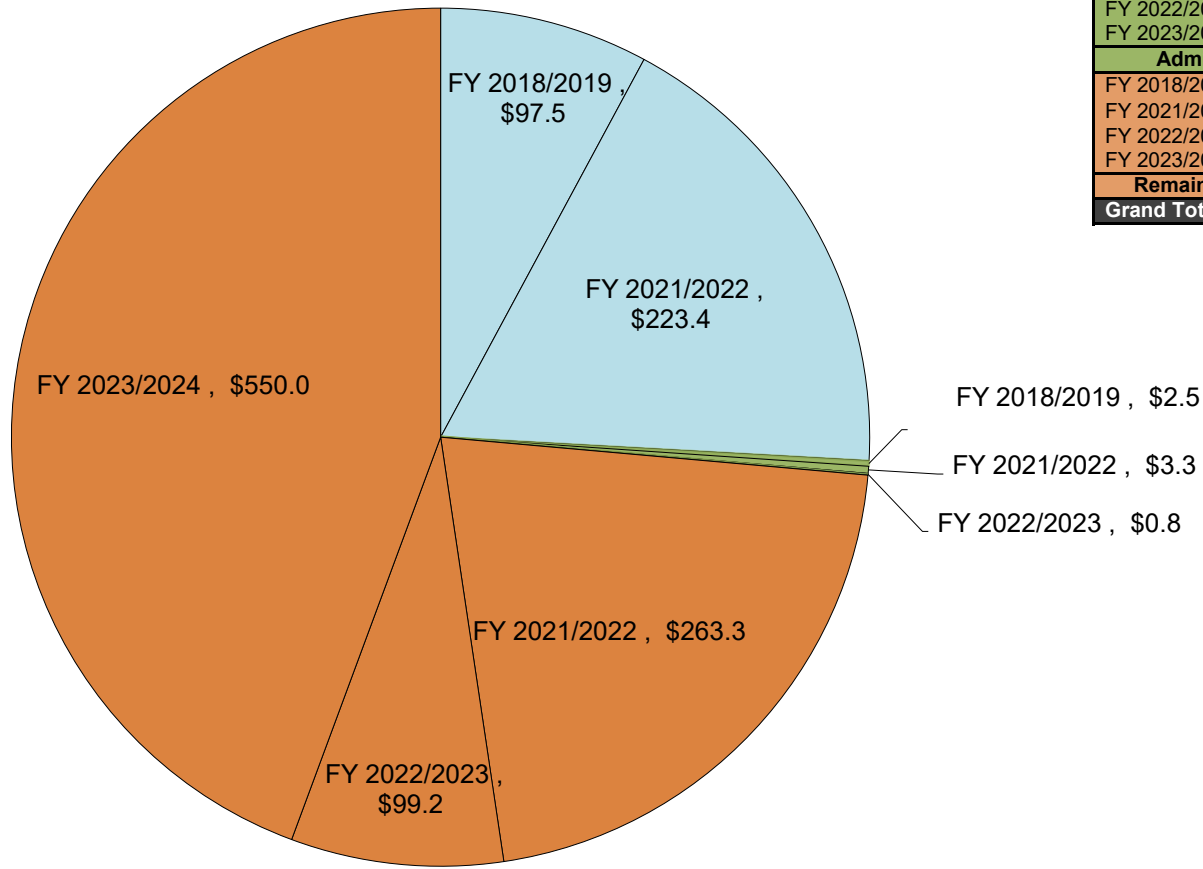
(by program, in millions)  
As of June 28, 2023 SAB



Remaining Bond Authority (in millions)	
Modernization	\$ 276.8
Overcrowding Relief	\$ 6.6
Seismic Repair	\$ 1.2
New Construction	\$ 2.6
Charter School	\$ 48.3
High Performance Schools	\$ -
Critically Overcrowded Schools	\$ -
Hardship	\$ -
Career Technical Education	\$ 4.7
General Fund FY 21/22	\$ -
General Fund FY 22/23	\$ 404.2
General Fund FY 23/24	\$ 2,060.5
General Fund FY 24/25	\$ 875.0
<b>Grand Total</b>	<b>\$ 3,679.9</b>

# California Preschool, Transitional and Full-Day Kindergarten Facilities Grant Program - \$1,240 million

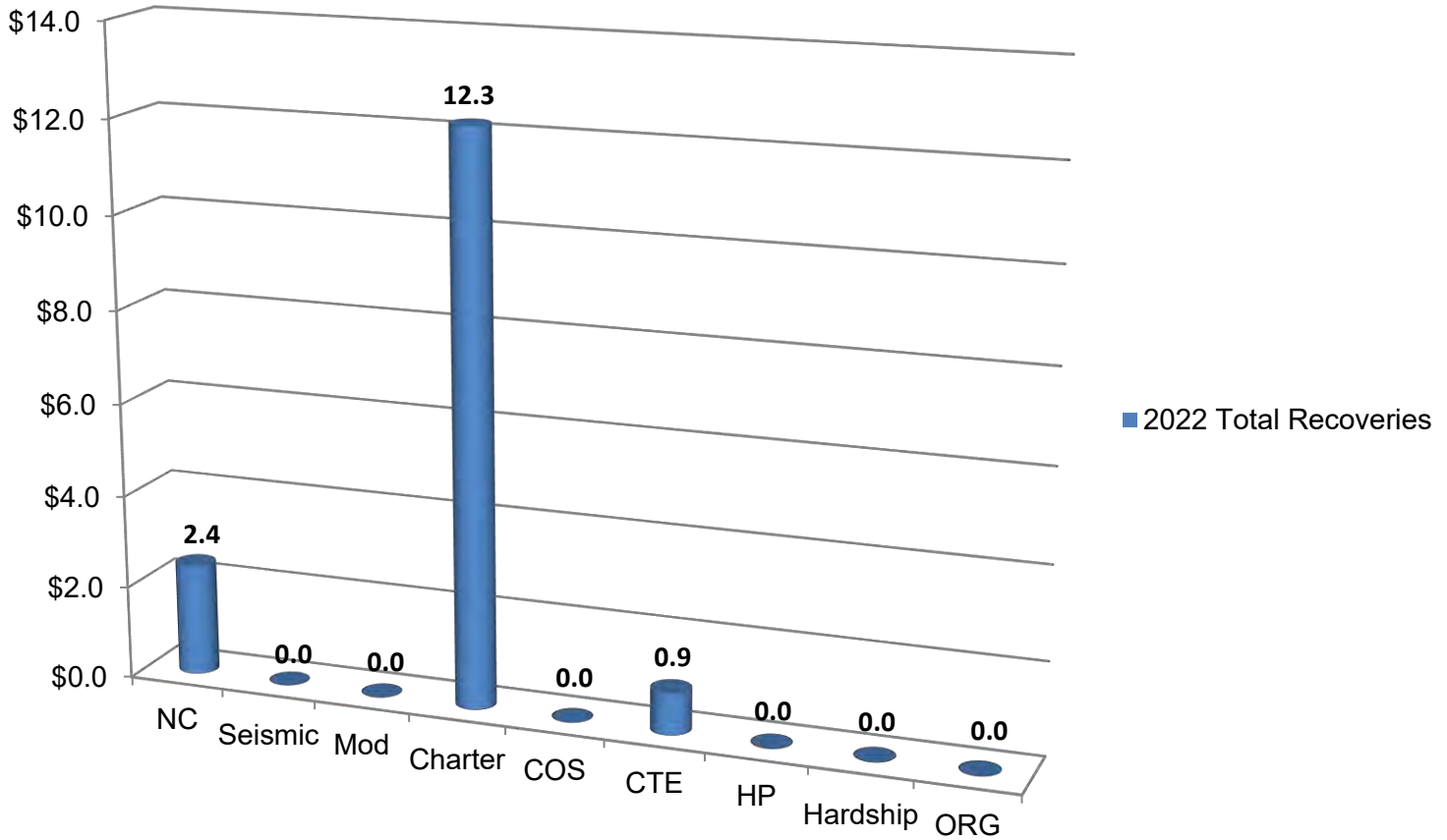
(in millions of dollars )



California Preschool, Transitional and Full-Day Kindergarten Facilities Grant Program Totals		
FY 2018/2019	\$ 97.5	
FY 2021/2022	\$ 223.4	
FY 2022/2023	\$ -	
FY 2023/2024	\$ -	
<b>Apportioned</b>	<b>\$ 320.9</b>	<b>25.9%</b>
FY 2018/2019	\$ 2.5	
FY 2021/2022	\$ 3.3	
FY 2022/2023	\$ 0.8	
FY 2023/2024	\$ -	
<b>Administrative Costs</b>	<b>\$ 6.6</b>	<b>0.5%</b>
FY 2018/2019	\$ -	
FY 2021/2022	\$ 263.3	
FY 2022/2023	\$ 99.2	
FY 2023/2024	\$ 550.0	
<b>Remaining Authority</b>	<b>\$ 912.5</b>	<b>73.6%</b>
<b>Grand Total</b>	<b>\$ 1,240</b>	<b>100.0%</b>

## Fund Recoveries\* – 2022

(Totals represented in millions of dollars)



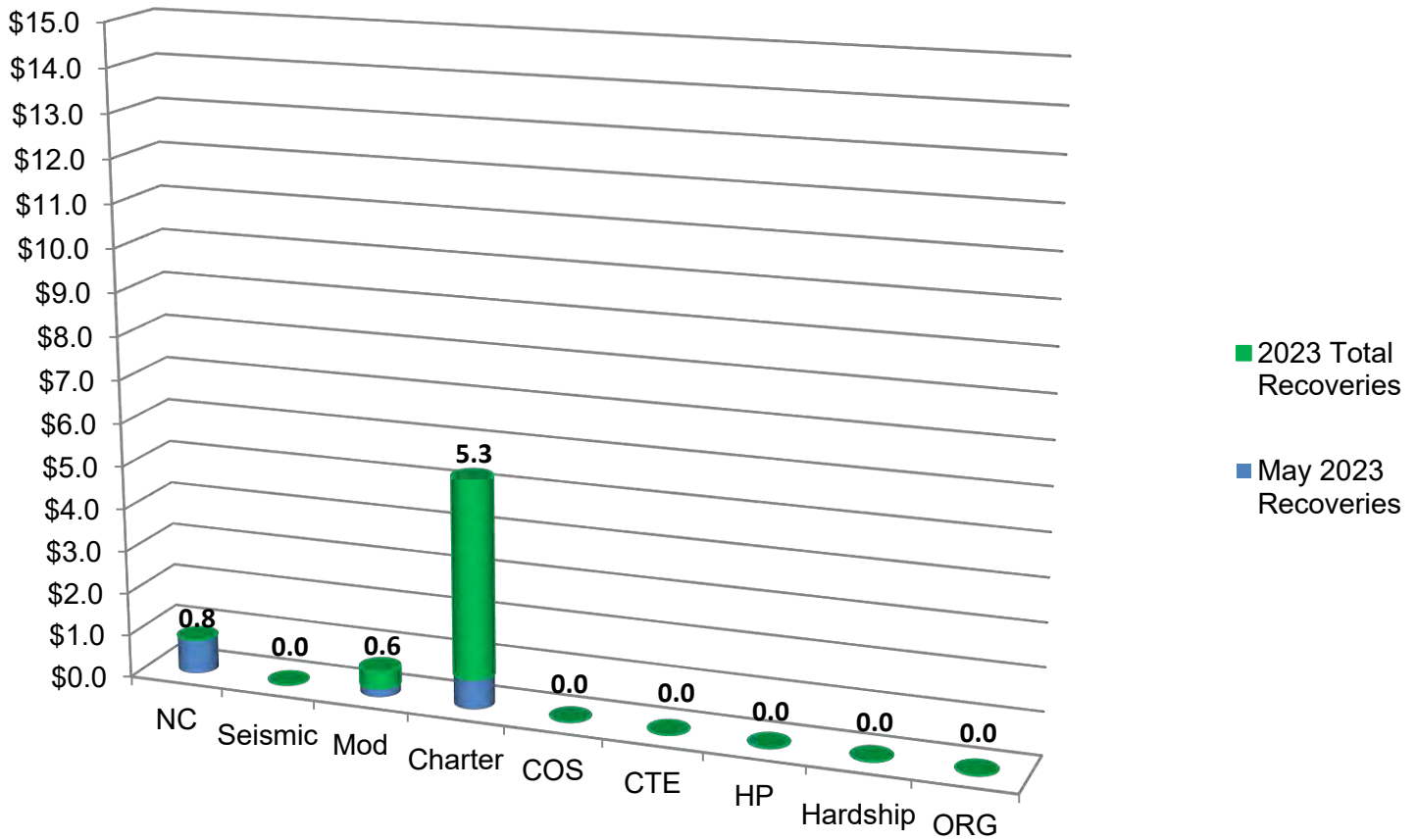
	2022 Totals**
NC	\$2,368,808
<i>Seismic</i>	\$0
Modernization	\$0
Charter	\$12,250,413
COS	\$0
CTE	\$867,647
HP	\$0
Hardship	\$0
ORG	\$0
<b>Total</b>	<b>\$15,486,868</b>

\*Includes bond proceeds returned (authority may not be available) to the program through reductions to cost incurred, close-outs, loan repayments, rescissions, and special education local plan area transfers.

\*\* 2022 Totals does not reflect any reallocation of authority. For current availability of bond authority, see Status of Funds.

# Fund Recoveries\* – as of May 31, 2023 SAB

(Totals represented in millions of dollars)



May 2023	1A	47	55	1D	51	Totals	2023 Totals**
NC	\$0	\$0	\$0	\$0	\$736,648	\$736,648	\$785,084
Seismic	\$0	\$0	\$0	\$0	\$0	\$0	\$48,279
Modernization	\$0	\$0	\$0	\$0	\$0	\$0	\$564,872
Charter	\$0	\$177,971	\$180,440	\$305,323	\$8,970	\$672,704	\$5,283,615
COS	\$0	\$0	\$0	\$0	\$0	\$0	\$0
CTE	\$0	\$0	\$0	\$0	\$0	\$0	\$0
HP	\$0	\$0	\$0	\$0	\$0	\$0	\$0
Hardship	\$0	\$0	\$0	\$0	\$0	\$0	\$0
ORG	\$0	\$0	\$0	\$0	\$0	\$0	\$0
<b>Total</b>						<b>\$1,409,352</b>	<b>\$6,681,850</b>

\*Includes bond proceeds returned (authority may not be available) to the program through reductions to cost incurred, close-outs, loan repayments, rescissions, and special education local plan area transfers.

\*\* 2023 Totals does not reflect any reallocation of authority. For current availability of bond authority, see Status of Funds.



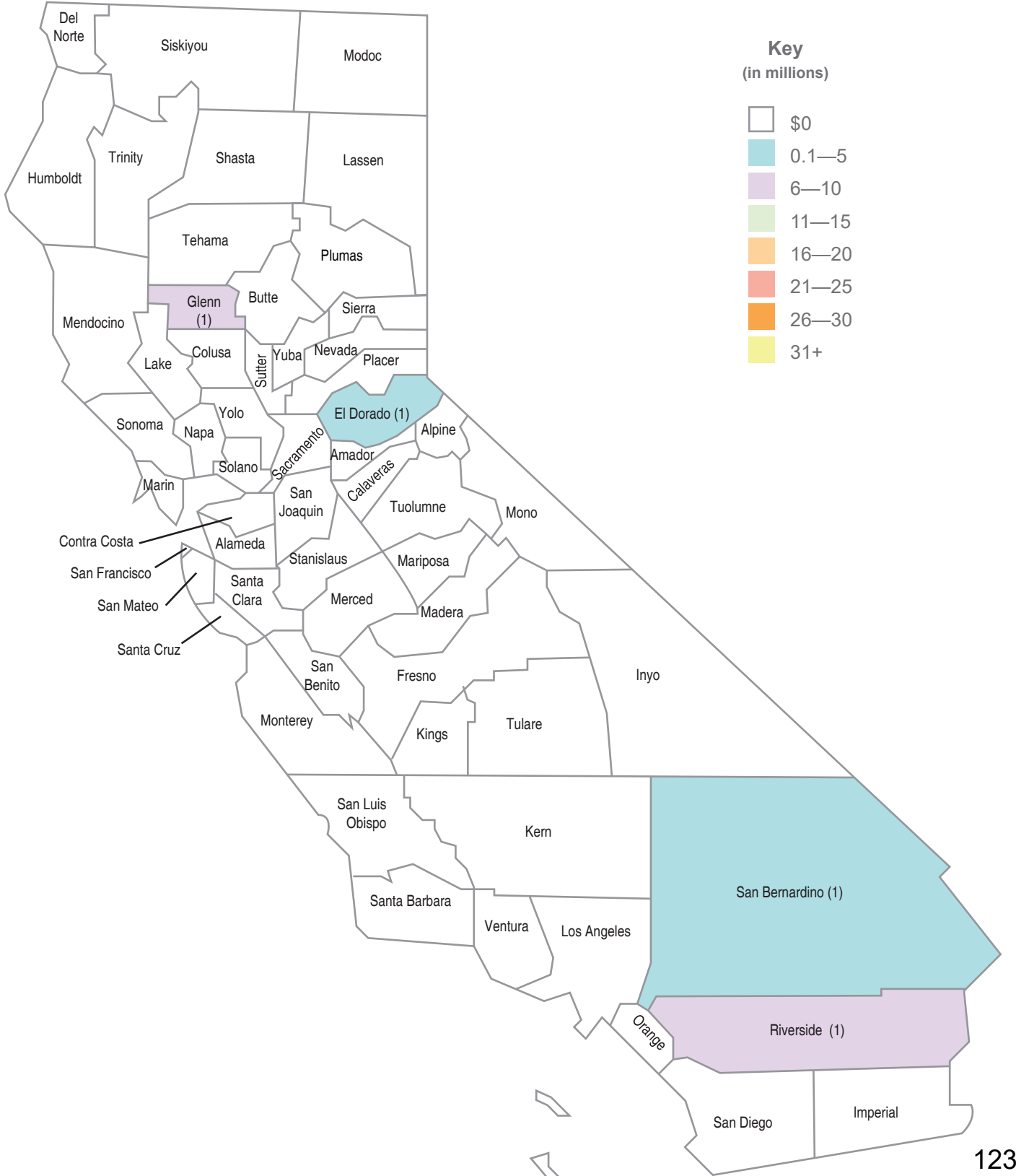
## School Facility Program Proposition 51 Apportionments by County

The graphic below displays the amount Apportioned (\$6.83 billion) for 2,220 School Facility Program projects from 457 school districts as of May 31, 2023. The data includes only bond authority provided by Proposition 51 approved by voters in November 2016.



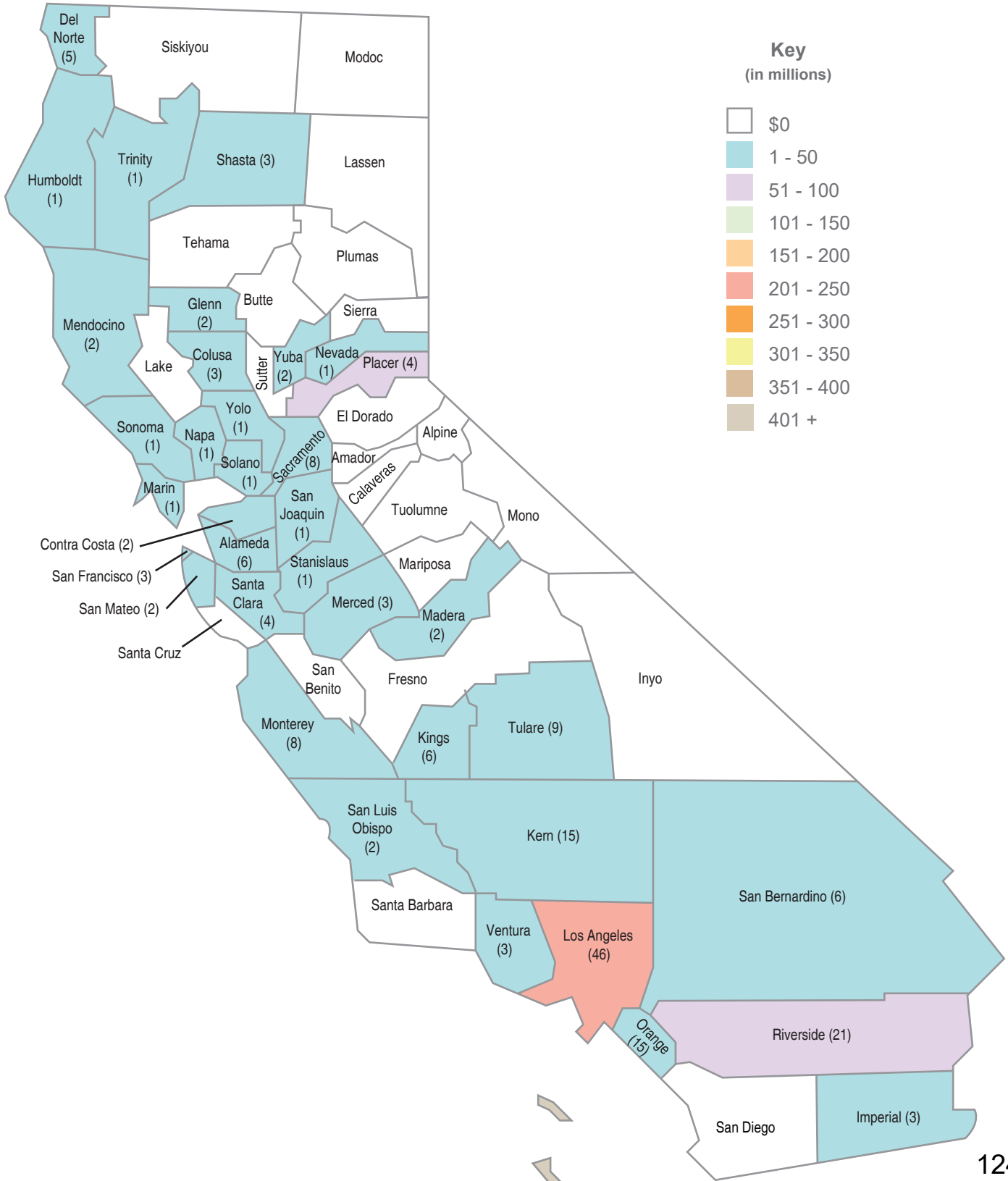
# School Facility Program Proposition 51 Unfunded Approvals by County

The graphic below displays the amount of Unfunded Approvals (\$19.6 million) for 4 School Facility Program projects from 4 school districts as of May 31, 2023. The data includes only bond authority provided by Proposition 51 approved by voters in November 2016.



# School Facility Program Proposition 51 Current Workload by County

The graphic below displays the Office of Public School Construction’s Workload List for New Construction and Modernization (\$667.6 million) for 195 School Facility Program projects from 97 school districts as of May 31, 2023. The projects are anticipated to be allocated from bond authority provided by Proposition 51 approved by voters in November 2016.



**Proposition 51 and General Fund Distribution  
As of 5/31/2023**

County	Apportioned		Unfunded		Workload List	
	Project Count	Dollar Amount	Project Count	Dollar Amount	Project Count	Dollar Amount
Alameda	73	\$ 297,634,829.99	0	\$ -	6	\$ 31,393,174.80
Alpine	0	\$ -	0	\$ -	0	\$ -
Amador	2	\$ 5,892,241.00	0	\$ -	0	\$ -
Butte	36	\$ 72,060,403.20	0	\$ -	0	\$ -
Calaveras	0	\$ -	0	\$ -	0	\$ -
Colusa	5	\$ 10,522,245.33	0	\$ -	3	\$ 3,739,087.00
Contra Costa	64	\$ 145,861,126.45	0	\$ -	2	\$ 3,373,134.00
Del Norte	10	\$ 4,388,966.60	0	\$ -	5	\$ 8,998,811.00
El Dorado	14	\$ 24,108,987.00	1	\$ 1,522,341.00	0	\$ -
Fresno	129	\$ 355,439,823.85	0	\$ -	0	\$ -
Glenn	13	\$ 22,115,557.00	1	\$ 6,685,657.00	2	\$ 2,292,582.80
Humboldt	23	\$ 46,530,392.93	0	\$ -	1	\$ 2,151,390.00
Imperial	25	\$ 89,132,300.14	0	\$ -	3	\$ 22,269,273.00
Inyo	0	\$ -	0	\$ -	0	\$ -
Kern	69	\$ 302,736,857.65	0	\$ -	15	\$ 21,636,728.55
Kings	26	\$ 55,126,018.37	0	\$ -	6	\$ 11,455,216.00
Lake	11	\$ 15,388,737.00	0	\$ -	0	\$ -
Lassen	1	\$ 38,056.00	0	\$ -	0	\$ -
Los Angeles	402	\$ 1,138,366,571.77	0	\$ -	46	\$ 218,438,077.00
Madera	6	\$ 71,414,798.50	0	\$ -	2	\$ 4,857,544.00
Marin	29	\$ 47,787,419.00	0	\$ -	1	\$ 986,446.00
Mariposa	0	\$ -	0	\$ -	0	\$ -
Mendocino	9	\$ 8,660,129.63	0	\$ -	2	\$ 668,280.54
Merced	46	\$ 95,232,629.56	0	\$ -	3	\$ 3,917,276.00
Modoc	0	\$ -	0	\$ -	0	\$ -
Mono	0	\$ -	0	\$ -	0	\$ -
Monterey	36	\$ 90,173,952.74	0	\$ -	8	\$ 7,732,901.20
Napa	9	\$ 25,723,202.78	0	\$ -	1	\$ 4,042,028.00
Nevada	6	\$ 14,780,822.00	0	\$ -	1	\$ 1,136,489.00
Orange	203	\$ 826,050,195.02	0	\$ -	15	\$ 45,138,038.40
Placer	37	\$ 181,527,040.31	0	\$ -	4	\$ 53,813,674.00
Plumas	2	\$ 2,651,823.00	0	\$ -	0	\$ -
Riverside	117	\$ 543,768,538.19	1	\$ 7,984,151.67	21	\$ 71,507,173.80
Sacramento	88	\$ 268,526,645.96	0	\$ -	8	\$ 37,953,152.20
San Benito	13	\$ 45,251,691.57	0	\$ -	0	\$ -
San Bernardino	100	\$ 282,170,866.95	1	\$ 3,414,190.00	6	\$ 26,049,818.00
San Diego	107	\$ 423,800,420.52	0	\$ -	0	\$ -
San Francisco	19	\$ 73,551,159.11	0	\$ -	3	\$ 19,373,311.60
San Joaquin	42	\$ 161,562,421.25	0	\$ -	1	\$ 1,481,638.00
San Luis Obispo	21	\$ 52,806,983.32	0	\$ -	2	\$ 4,625,336.00
San Mateo	36	\$ 100,233,276.77	0	\$ -	2	\$ 1,042,072.20
Santa Barbara	42	\$ 109,417,353.21	0	\$ -	0	\$ -
Santa Clara	52	\$ 100,376,041.41	0	\$ -	4	\$ 8,833,588.00
Santa Cruz	16	\$ 23,253,099.00	0	\$ -	0	\$ -
Shasta	7	\$ 8,016,093.00	0	\$ -	3	\$ 1,140,374.75
Sierra	0	\$ -	0	\$ -	0	\$ -
Siskiyou	13	\$ 31,503,883.50	0	\$ -	0	\$ -
Solano	25	\$ 57,690,418.00	0	\$ -	1	\$ 1,308,175.00
Sonoma	22	\$ 28,730,101.15	0	\$ -	1	\$ 264,042.00
Stanislaus	28	\$ 37,746,689.45	0	\$ -	1	\$ 5,174,338.00
Sutter	5	\$ 6,965,413.00	0	\$ -	0	\$ -
Tehama	13	\$ 25,212,542.29	0	\$ -	0	\$ -
Trinity	11	\$ 89,165,825.19	0	\$ -	1	\$ 734,550.00
Tulare	94	\$ 275,973,641.92	0	\$ -	9	\$ 26,871,170.20
Tuolumne	3	\$ 6,366,544.00	0	\$ -	0	\$ -
Ventura	33	\$ 101,610,873.00	0	\$ -	3	\$ 8,052,371.60
Yolo	11	\$ 21,124,059.00	0	\$ -	1	\$ 1,243,180.20
Yuba	16	\$ 8,447,177.67	0	\$ -	2	\$ 3,943,294.00
<b>Total</b>	<b>2,220</b>	<b>\$ 6,832,616,885.25</b>	<b>4</b>	<b>\$ 19,606,339.67</b>	<b>195</b>	<b>\$ 667,637,736.84</b>

# School Facility Program Bond Authority from Proposition 51 and General Fund

(in millions of dollars, as of May 31, 2023)

## New Construction

### Legend

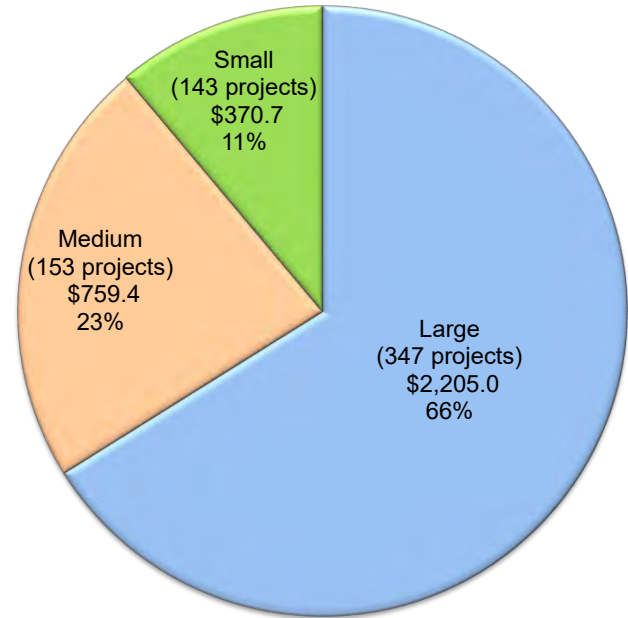
Small School Districts – ADA < 2,500 pupils

Medium School Districts – ADA > 2,500 pupils < 10,000 pupils

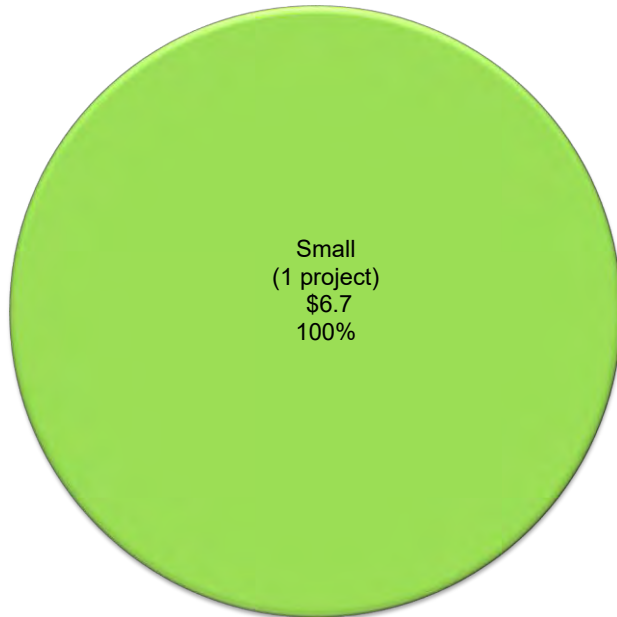
Large School Districts – ADA > 10,000 pupils

District Size (based on 2022/23 Enrollment)  
 (# of projects)  
 (in millions)

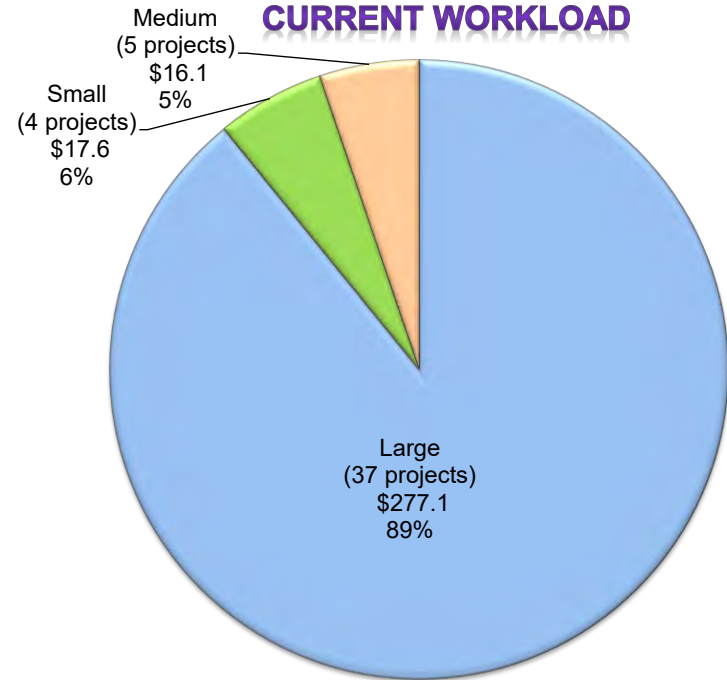
## APPORTIONED



## UNFUNDED



## CURRENT WORKLOAD



# School Facility Program Bond Authority from Proposition 51 and General Fund

(in millions of dollars, as of May 31, 2023)

## Modernization

### Legend

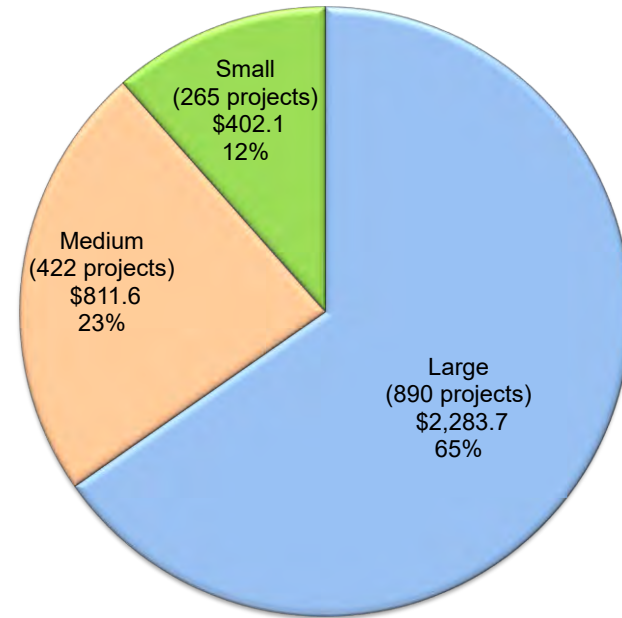
Small School Districts – ADA < 2,500 pupils

Medium School Districts – ADA > 2,500 pupils < 10,000 pupils

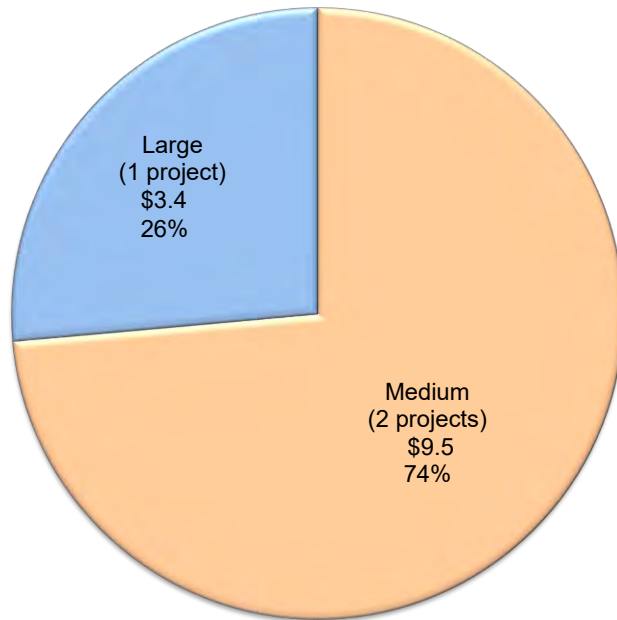
Large School Districts – ADA > 10,000 pupils

District Size (based on 2022/23 Enrollment)  
 (# of projects)  
 (in millions)

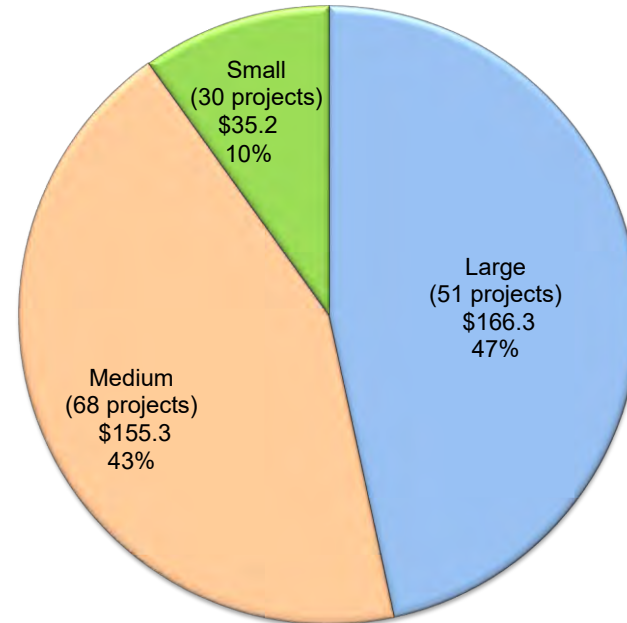
## APPORTIONED



## UNFUNDED



## CURRENT WORKLOAD



## Unique School Districts (USD) Receiving Proposition 51 and General Fund Funds (As of May 31, 2023)

### New Construction

2022/23 Enrollment	School Districts Statewide		
	#	%	Enrollment
<b>Small – ADA &lt; 2,500 pupils</b>	581	57%	412,361
<b>Medium – ADA &gt; 2,500 pupils &lt; 10,000 pupils</b>	275	27%	1,435,750
<b>Large – ADA &gt; 10,000 pupils</b>	162	16%	4,004,433
	1,018	100%	5,852,544

Apportioned					
# of USD	Enrollment	\$ Amount	By Size*	Size vs. All**	Students***
77	77,101	\$ 370,705,052	31.3%	7.6%	1.3%
82	440,524	\$ 759,430,748	33.3%	8.1%	7.5%
87	2,500,831	\$ 2,205,034,999	35.4%	8.5%	42.7%
246	3,018,456	\$ 3,335,170,799	100.0%	24.2%	51.6%

Unfunded					
# of USD	Enrollment	\$ Amount	By Size*	Size vs. All**	Students***
1	199	\$ 6,685,657	100.0%	0.1%	0.0%
0	0	\$ -	0.0%	0.0%	0.0%
0	0	\$ -	0.0%	0.0%	0.0%
1	199	\$ 6,685,657	100.0%	0.1%	0.0%

Workload					
# of USD	Enrollment	\$ Amount	By Size*	Size vs. All**	Students***
4	3,027	\$ 17,619,827	13.8%	0.4%	0.1%
5	27,142	\$ 16,106,719	17.2%	0.5%	0.5%
20	1,057,707	\$ 277,107,623	69.0%	2.0%	18.1%
29	1,087,876	\$ 310,834,169	100.0%	2.8%	18.6%

\*Percentage of funding to small, medium or large school districts

\*\* Percentage of funding to small, medium, and large school district vs. all school districts statewide

\*\*\*Percentage of students statewide

### Modernization

2022/23 Enrollment	School Districts Statewide		
	#	%	Enrollment
<b>Small – ADA &lt; 2,500 pupils</b>	581	57%	412,361
<b>Medium – ADA &gt; 2,500 pupils &lt; 10,000 pupils</b>	275	27%	1,435,750
<b>Large – ADA &gt; 10,000 pupils</b>	162	16%	4,004,433
	1,018	100%	5,852,544

Apportioned					
# of USD	Enrollment	\$ Amount	By Size*	Size vs. All**	Students***
152	145,243	\$ 402,131,402	39.1%	14.9%	2.5%
130	684,879	\$ 811,624,329	33.4%	12.8%	11.7%
107	3,131,071	\$ 2,283,690,355	27.5%	10.5%	53.5%
389	3,961,193	\$ 3,497,446,086	100.0%	38.2%	67.7%

Unfunded					
# of USD	Enrollment	\$ Amount	By Size*	Size vs. All**	Students***
0	0	\$ -	0.0%	0.0%	0.0%
2	7,896	\$ 9,506,493	66.7%	0.2%	0.1%
1	50,434	\$ 3,414,190	33.3%	0.1%	0.9%
3	58,330	\$ 12,920,683	100.0%	0.3%	1.0%

Workload					
# of USD	Enrollment	\$ Amount	By Size*	Size vs. All**	Students***
21	20,454	\$ 35,224,559	27.6%	2.1%	0.3%
31	199,526	\$ 155,264,297	40.8%	3.0%	3.4%
24	1,316,309	\$ 166,314,712	31.6%	2.4%	22.5%
76	1,536,289	\$ 356,803,568	100.0%	7.5%	26.2%

# Action Items



## SCHOOL DISTRICT DATA

School District: TRONA JOINT UNIFIED  
Application Number: 51/67892-00-001  
Total District Enrollment: 247  
County: SAN BERNARDINO

School Name: TRONA HIGH  
Project Grade Level: 7-12  
Financial Hardship: NO

### PURPOSE OF REPORT

To request State Allocation Board (Board) approval of the District's request for approval of the New School Project Excessive Cost Hardship grant as part of the Apportionment for its Facility Hardship Program replacement funding application at Trona High School, despite the District's request to retain an existing storage building with restroom facilities and football field.

### AUTHORITY

See Attachment A.

### BACKGROUND

The District is a rural K-12 district located in the remote Searles Valley area of San Bernardino County. The District currently serves a student population of 247. Trona High School was originally constructed in the early 1940s and currently has a student enrollment of 116.

#### *Scope of Project*

The District is replacing the current Trona High School site at a location nearby the original site due to soil conditions and the Ridgecrest earthquake in July 2019, causing structural safety issues to the existing buildings. Two reports by Leighton Consulting, Inc. recommend against further construction at the current site location because the ground preparation and structural work that would need to be addressed, considering the adverse soil conditions are more significant and expansive than in other locations. A report by KNA Structural Engineers also recommended that the existing Trona High School campus be abandoned and reconstructed at a different location with better geological characteristics.

Given the significant health and safety threat to students and staff posed by the adverse soil conditions and earthquake damage, the District determined that the best and most cost effective method to mitigate these threats would be to abandon the current site location and reconstruct the campus at an alternate District-owned location, as shown on Attachment C. The full scope of the replacement project is outlined on Attachment D.

#### *New School Project Grant*

The New School Project grant is an Excessive Cost Hardship Project Grant outlined in School Facility Program (SFP) Regulation Section 1859.83(c) which states in part that if a project is for a new school "... on a site with no existing school facilities, the district is eligible for..." the New School Project Grant. The New School Project

Grant is intended for projects where a school district will construct an entirely new school on a site without any existing facilities. This allowance is intended to provide funds to construct core facilities, such as multi-purpose rooms, gymnasiums, libraries, kitchens, etc. for projects that have a minimal number of classrooms, but not enough to generate sufficient new construction grant funding to build these essential facilities in addition to teaching spaces. This allowance is offset from future new construction funding applications for the site.

The District plans to demolish most of the existing structures on the current Trona High School Site and construct new buildings on the new, vacant site location owned by the District. The District is requesting that the Board provide this project with the New School Project Grant while allowing the District to retain two facilities, Building N which is currently used for storage of equipment, and the adjacent restroom facility use by the community for non-school events. Both structures are currently fenced off and are located a fair distance away from the new campus location, near the football field and track that will continue to be used by Trona High students and staff. However, for purposes of the SFP, they are still considered as facilities on the Trona High School site and result in the District is not replacing the entire campus. Therefore, the District is ineligible for the New School Project Grant.

#### *Status of Project*

The District plans to begin the bidding process for this project upon Board approval of this application. The District is currently planning to begin construction in late 2023/early 2024 and anticipates completing construction of the new Trona High School site in Summer 2026.

### STAFF ANALYSIS/STATEMENTS

#### **DISTRICT POSITION**

The District is requesting that the Board approve the application for the New School Project supplemental grant and allow the District to retain Building N and the adjacent restrooms. The District states that Building N and the adjacent restroom facilities are primarily used for community events and storage.

The District also states that it does not consider these two facilities that were previously used for continuation high school purposes, as part of the original Trona High School site, and that the facilities are currently fenced off from the rest of the existing high school site. The District further states that students will not utilize Building N and the restroom facility as part of the new replacement school campus.

The District has also stated that the New School Project excessive cost hardship grant was integral in planning the project, needed to successfully construct the new Trona High School campus, and that the project cannot be completed without this funding.

The District has submitted a letter in support of Option 1 (Attachment B).

STAFF ANALYSIS/STATEMENTS (cont.)**STAFF POSITION***New School Project Supplemental Grant*

Facility Hardship Program projects that qualify for replacement funding to replace the entire site are eligible to request the New School Project Excessive Cost Hardship Grant, pursuant to SFP Regulation Section 1859.83(c). This regulation section states that a District with a project for a new high school on a site with no existing school facilities may be eligible to receive additional funding to cover excessive costs to construct a new school project.

The District stated that Building N was once used as a continuation high school. As shown on the California Department of Education's School Directory, the Trona Continuation High School site was closed in 1991 and that the District does not currently operate a continuation high school site. OPSC also has site square footage information submitted in 1993, that indicate Building N being used for a band room and choral room at that time after the closure of the continuation high school.

While the District does not currently consider Building N and the adjacent restroom facility as part of the existing Trona High School site, Staff identified that these two facilities are included in the site map used to establish SFP modernization eligibility for Trona High School in September 2000. Once a school site has established SFP modernization eligibility, the facility composition of the site remains the same as it was at the time of establishment regardless of changes to the usage of the facility, or even if the facility is removed from the site. For a visual representation of the campus please refer to Attachment C that shows both the old and new site configurations of the Trona High School site and their proximity to Building N and adjacent restroom.

The District intends to retain the two buildings, Staff is unable to administratively approve the District's request for the New School Project Grant as this is not a replacement school with Building N and the adjacent restroom remaining. However, the New School Project grant regulations did not contemplate this District's unique circumstances. The two facilities are currently fenced off from the existing high school site and the District has stated that Building N and the adjacent restroom facility are functionally used for non-school based District use and community facilities rather than a facilities used for the existing high school.

The District has stated that because the New School Project grant is so important to the funding and completion of the project, they would be willing to demolish the two facilities if the Board determines that keeping the facilities would preclude them from receiving the New School Project grant. They have also noted that they currently do not have funding to replace these two facilities if they are demolished.

STAFF ANALYSIS/STATEMENTS (cont.)

Staff recommends that the Board provide an Apportionment for the project including the New School Project grant and allow the District to retain Building N and the adjacent restroom facility. While Building N was initially part of the original Trona High campus, it has been subsequently fenced off from the campus and will also not be part of the new Trona High campus being constructed. The intent of the New School Project grant is to provide additional funding for smaller scale projects on sites without existing facilities, which is functionally the situation occurring at the new Trona High site. Staff supports the District's request to retain Building N and to receive the New School Project grant, as the project meets the intent of the grant.

Staff have included two funding options as Attachments E and F. Attachment E is an approval for Apportionment that also includes Board approval of the District's request to retain Building N and the adjacent restroom facility. Attachment F is an approval for Apportionment that states that approval of this project with the New School Project grant is contingent upon the demolition of Building N and the adjacent restroom facility by the time the project is complete, or within the project completion deadlines in SFP Regulations of four years from the project's final fund release.

*Facility Hardship Program Replacement Funding*

Staff supports the District's application for funding for the project as depicted on Attachment D. Had the District not requested the New School Project supplemental grant, this application would typically be presented in the Consent portion of the agenda. Staff supports both Options presented for the Board's consideration.

BOARD OPTIONS

Option 1 – Approve an Apportionment which includes the New School Project grant and enables the District to retain Building N and the adjacent restroom.

Approve an Apportionment for OPSC application number 51/67892-00-002 in the State Share amount of \$19,676,906.00 and Total Project Cost amount of \$39,353,812.00 as shown on Attachment E. Approve the District's request for the New School Project supplemental grant while also retaining Building N and the adjacent restroom facility.

Option 2 – Approve an Apportionment which includes the New School Project grant but requires the District to demolish Building N and the adjacent restroom.

Approve an Apportionment for OPSC application number 51/67892-00-002 in the State Share amount of \$19,676,906.00 and Total Project Cost amount of \$39,353,812.00 on the condition that Building N and the adjacent restroom facility must be demolished by the completion of the project, or within four years of the final fund release for this project, whichever comes first, as shown on Attachment F.

RECOMMENDATION

Approve Option 1 as shown on Attachment E.

This Item was approved by the State Allocation Board on June 28, 2023.

## ATTACHMENT A

### AUTHORITY

#### **Facility Hardship Program – Full Site Replacement Projects** (as of August 31, 2020)

Education Code (EC) Section 17075.10(a) states:

A school district may apply for hardship assistance in cases of extraordinary circumstances. Extraordinary circumstances may include, but are not limited to, the need to repair, reconstruct, or replace the most vulnerable school facilities that are identified as a Category 2 building, as defined in the report submitted pursuant to Section 17317, determined by the department to pose an unacceptable risk of injury to its occupants in the event of a seismic event.

School Facility Program (SFP) Regulation Section 1859.82 states, “A school district may apply for Facility Hardship, including Seismic Mitigation, Program assistance in cases of extraordinary circumstances that have caused an imminent health and safety threat.”

SFP Regulation Section 1859.82.1(a) states:

(a) Districts may qualify for funding to replace or construct new School Buildings. Factors to be considered by the Board to determine eligibility for Facility Hardship program replacement funding may include, but are not limited to:

- (1) Damage or loss as a result of a natural disaster such as a fire, flood, or earthquake.
- (2) Proximity to a major freeway, airport, electrical facility, high power transmission lines, dam, pipeline, or industrial facility.
- (3) Adverse air quality.
- (4) Structural deficiency to the School Building, and
- (5) Site conditions such as faulting, toxic soil, or liquefaction.

SFP Regulation Section 1859.82(b)(4) states in part:

(4) If the district qualifies for funding to replace its School Buildings, the district is eligible to receive funding for the project as follows:

(A) If the district is required to replace all School Buildings on site, the district is eligible to receive funding as follows:

1. A New Construction Grant will be provided for the lesser of 2. or 3. below.
2. The classroom capacity determined by multiplying the number of classrooms on the project site being replaced by:
  - a. 25 pupils for each K-6 classroom.
  - b. 27 pupils for each 7-12 classroom.
  - c. 13 pupils for each Non-Severely Disabled Individuals with Exceptional Needs classroom.
  - d. 9 pupils for each Severely Disabled Individuals with Exceptional Needs classroom.
3. The higher of a., b., or c. below:
  - a. The CBEDS Report of the current enrollment reporting year at the existing project site.
  - b. The average CBEDS Report of the current enrollment reporting year and two immediately preceding enrollment reporting years at the existing project site.
  - c. If the site is closed, use the CBEDS Report of the last enrollment reporting year in which the site was open.
4. Additional funding may be provided, as applicable, for:

- a. Fire Code Requirements pursuant to Section 1859.71.2,
- b. therapy room pursuant to Section 1859.72,
- c. multilevel construction pursuant to Section 1859.73,
- d. project assistance pursuant to Section 1859.73.1.
- e. replacement with multistory construction pursuant to Section 1859.73.2,
- f. site acquisition pursuant to Sections 1859.74, 1859.74.5, and 1859.75,
- g. Hazardous waste removal pursuant to Sections 1859.74.2, 1859.74.3, and 1859.74.4,
- h. Applicable site development costs pursuant to Section 1859.76, and
- i. New Construction Excessive Cost Hardship Grant(s) for geographic location pursuant to Section 1859.83(a),
- j. New Construction Excessive Cost Hardship Grant(s) for small size projects pursuant to Section 1859.83(b),
- k. New Construction Excessive Cost Hardship Grant(s) for new school projects pursuant to Section 1859.83(c),  
and
- l. New Construction Excessive Cost Hardship Grant(s) for urban location, security requirements and impacted site pursuant to Section 1859.83(d).

SFP Regulation Section 1859.82.1(e) states:

(e) Adjustments to School Facility Program per-pupil grants.

(1) The district's New Construction Eligibility will be adjusted for any net increase in classroom capacity in the project pursuant to Section 1859.51(i).

(2) The baseline eligibility for modernization as provided in Section 1859.60 will be adjusted for any funding received in accordance to (b) above. The age of the classroom and square footage in the project shall be reset to the date of the Apportionment for the project.

SFP Regulation Section 1859.83(c)(1) states:

(c) Excessive Cost to Construct a New School Project

(1) With the exception of Alternative Education schools for which the final plans and specifications for the project were accepted by the DSA on or after March 24, 2004, if the project is for a new elementary, middle or high school on a site with no existing school facilities the district is eligible for a New Construction Excessive Cost Hardship Grant equal to the difference in the amount provided by the New Construction Grant and the amount shown below, based on the number of classrooms, including classrooms used for Individuals with Exceptional Needs, in the project:


Classrooms in project	Elementary School	Middle School	High School
1	\$160,000	\$674,000	\$1,466,000
2	\$377,000	\$756,000	\$1,525,000
3	\$566,000	\$840,000	\$1,885,000
4	\$717,000	\$932,000	\$2,205,000
5	\$842,000	\$1,028,000	\$2,428,000
6	\$1,021,000	\$1,125,000	\$2,651,000
7	\$1,202,000	\$1,222,000	\$2,874,000
8	\$1,341,000	\$1,328,000	\$3,046,000
9	\$1,341,000	\$1,440,000	\$3,184,000
10	\$1,577,000	\$1,553,000	\$3,321,000
11	\$1,577,000	\$1,666,000	\$3,459,000
12	\$1,660,000		\$3,585,000

13			\$3,709,000
14			\$3,833,000
15			\$3,958,000
16			\$4,082,000
17			\$4,207,000
18			\$4,331,000
19			\$4,455,000
20			\$4,580,000
21			\$4,704,000
22			\$4,828,000

The amounts shown above will be adjusted annually in the manner prescribed in Section 1859.71.

Any Excessive Cost Hardship Grant provided under this subsection for a new school project shall be offset against future New Construction Grant funds provided for that same school. The amount of the offset shall be determined by dividing the additional New Construction Grant pupil request by the difference in the New Construction Grant pupil request when the initial Excessive Cost Hardship Grant was made and 325 for an elementary school, 324 for a middle school, and 621 for a high school project and multiplying the quotient by the Excessive Cost Hardship Grant funds provided under this subsection for that project.

**Trona Joint Unified School District**  
83600 Trona Road, Trona, California 93562 760-372-2861



83600 Trona Road • Trona, CA 93562 • 760 372-2861  
Jairo Arellano -Superintendent

May 31, 2023

Ms. Alexandra Ruiloba  
Project Manager  
Office of Public School Construction  
707 3rd Street  
West Sacramento, CA 95605

Dear Ms. Ruiloba:

RE: Options for New School Grant - Trona High School Facility Hardship Seismic Project  
51/67892-00-001

**Trona Joint Unified School District**

This is in response to your request for the District's preference in retaining the New School Supplemental Funding which will provide \$7,541,303 in additional SFP funding for the above referenced project. The new Trona High School is a facility hardship seismic project to replace the existing school that incurred structural damage due to strong seismic ground motion and settlement causing it to be a safety hazard for occupancy. The existing school must be demolished since it is seismically unsafe to occupy.

Because this is a small high school, the grant funding is not sufficient to build the support facilities to operate as a comprehensive high school e.g. multipurpose, gymnasium, administration. The School Facility Program provides supplemental funding known as the New School Supplemental Funding to provide funds for these support facilities. It is imperative that the District meet the qualifications for the New School Supplemental Grant in order to meet the budget for the project. Without this funding, the new high school cannot be built and the District has no other funding sources other than the California Office of Emergency Services and the School Facility Program. The New School Supplemental Funding is allowed only if the new replacement school is constructed on a separate site from the existing high school and the existing school buildings are demolished.

**Board of Education: President P. Benadom. Trustee S. MacLean. Trustee C. Heseman. Trustee S. Sprouse. Trustee S. McCullar.**



**Trona Joint Unified School District**  
**83600 Trona Road, Trona, California 93562 760-372-2861**

The District's plan is to demolish the existing school, but needs to retain Building N and the adjacent restroom building, which are seismically safe. The issue is allowing the District to retain Building N and restroom building and retain the New School Supplemental Funding versus demolish the buildings and retain the New School Supplemental Funding. Building N and adjacent restroom is not part of the existing high school and are used primarily for community events and storage. The District needs to retain these buildings for after-school community events. It has no resources to replace these buildings if required to demolish them. The attached site map shows that Building N and restroom are fenced from the existing high school and not used for classrooms or other educational purposes (see attached site map for relationship to the existing school). These buildings are not in the high-risk seismic hazardous area. Building N was once a continuation high school and is fenced off (as shown on the attached site map) as required to operate a continuation high school. Students will not utilize these buildings as part of the new high school. It is the District's understanding that the SAB will be presented with two New School Supplemental Grant options for approval of the new high school under the Facility Hardship Seismic Program. They are as follows:

- **Option 1 - Approve funding for the New School Project Supplemental Grant and Retain Building N and Restroom** – This option would grant the New School Supplemental Grant and allow the District to retain Building N and restroom since it is not part of the existing high school. It is deemed separate from the existing high school.
- **Option 2 - Approve funding for the New School Project Supplemental Grant and Require Building N and Restroom to be Demolished** - This option would grant the New School Supplemental Grant but deem Building N and Restroom as part of the existing high school and be required to demolish these buildings. In this case, the District has no funding to rebuild these essential buildings for after-school community events.

Your consideration in assisting the District in being granted Option 1 is greatly appreciated. I can be reached at 760-372-2821 if you have questions. Thank you for your assistance in this matter.

Sincerely,



Darik McCullar  
Director of Maintenance and Operations

## Agency Concurrence

1. Leighton Consulting Inc. - Project no. 12159.003 - May 8, 2020
  - *“We suggest that new buildings be avoided in the eastern-most portions of the campus as ground preparation and structural requirements in that area would need to be more elaborate than in other areas of the campus.”*
2. Email Statement from DSA’s Douglas Humphrey, Principal Architect – June 11, 2020  
Statements included in this attachment:
  - *“The cost of all these repairs and triggered upgrades would undoubtedly incur a cost that would exceed the CAC 50% code requirement to seismically upgrade or demolish and replace some, if not all, of these very old buildings.”*
  - *“...the 7th to 12th grade school facility encompasses approximately 100,000 square feet of building area that is utilized by only 150 students. The idea of investing a tremendous amount of funds into that large of facility to serve that small number of students is not a practical investment of state and local funds.”*
3. DSA Concurrence Letter – December 14, 2020
  - *“DSA concurs that the structural deficiencies, as identified in the report, are significant and those buildings and site elements are no longer in compliance with the drawings approved at the time of construction. These deficiencies are such that the health and safety of the pupils is at risk and the deficiencies must be corrected.”*
4. CGS Approval Letter – March 18, 2021
  - *“We concur with the consultants’ characterizations and conclusions that strong seismic ground motions, adverse static and seismic settlement, near-surface compressible soils, and the presence of severely corrosive soils are the most significant geotechnical issues at the site.”*
5. Leighton Consulting Inc. – Project no. 12159.004 – November 10, 2021  
Referring to the proposed new construction location:  
*“Based upon our study, the proposed improvements are feasible from a geotechnical viewpoint, provided our recommendations are incorporated into the design and construction of the project.”*
6. CGS Approval Letter – February 25, 2022
  - Referring to the new school location:  
*“Their evaluation indicates liquefaction, dynamic settlement and deep-seated slope instability are not the design concerns for the project.”*
  - *“In conclusion, the engineering geology and seismology issues at this site are adequately assessed in the referenced reports, and no further information is requested.”*



## FACILITY HARDSHIP / REHABILITATION PROGRAM

### SCHOOL DISTRICT DATA

School District: Trona Joint Unified  
Application Number: 51/67892-00-001  
Total District Enrollment: 247  
County: San Bernardino

School Name: Trona High  
Project Grade Level: 7-12  
Financial Hardship: No

### TYPE OF REQUEST

State Allocation Board (Board) Apportionment for a School Facility Program (SFP) Facility Hardship Program Replacement project.

Total Project Cost: \$39,353,812.00  
Cost to the State: \$19,676,906.00

### DESCRIPTION

#### DESCRIPTION OF HEALTH AND SAFETY THREAT

The existing Trona High School site is impacted by adverse soil conditions and sustained damage as a result of the Ridgecrest earthquake (that included a series of seismic events) that occurred in July 2019. The largest event was recorded at M7.1, all of which pose imminent threats to the safety of students and staff.

Two geological reports prepared by Leighton Consulting, Inc., dated May 8, 2020 and July 19, 2020 respectively, identify the various geotechnical issues at the site, which include strong seismic ground motions, adverse static and seismic settlement, near-surface compressible soils, and the presence of severely corrosive soils. The reports note that the Ridgecrest earthquake sequence resulted in significant cracking in the ground and hardscape as well as structural damage to buildings on the site. The California Geological Survey issued its concurrence to the findings outlined in the two reports on March 18, 2021.

A report by KNA Structural Engineers dated November 20, 2020 discussed the structural issues present at the school site. This report notes that the buildings on the current site have been damaged by many years of an adverse environment, corrosive soils, ground subsidence, and seismic activity including the 2019 Ridgecrest earthquake sequence. The report recommends that the existing Trona High School campus be abandoned and reconstructed at a different location with better geological characteristics. The Division of the State Architect (DSA) issued its concurrence to this report's findings on December 14, 2020.

## SCOPE OF PROJECT

The two geological reports by Leighton Consulting, Inc. recommend against further construction at the current site location because the ground preparation and structural work that would need to be done considering the adverse soil conditions would be more significant and expansive than in other locations. The report by KNA Structural Engineers also recommended that the existing Trona High School campus be abandoned and reconstructed at a different location with better geological characteristics.

Given the significant health and safety threat to students and staff posed by the adverse soil conditions and earthquake damage, the District determined that the best and most cost effective method to mitigate these threats would be to abandon the current site location and reconstruct the campus at an alternate District-owned location.

The District plans to demolish most of the existing structures on the current Trona High School Site and construct new buildings on the new, vacant site location owned by the District. The District is requesting that the Board provide this project with the New School Grant while allowing the District to retain two facilities, Building N which is used for storage of equipment, and the adjacent restroom facility use by the community for non-school events. Both structures are located near the football field and track.

## STATUS OF SCHOOL SITE

The District plans to begin the bidding process for this project upon Board approval of this application. The District is currently planning to begin construction in late 2023/early 2024 and anticipates completing construction of the new Trona High School site in Summer 2026.

## **QUALIFYING CRITERIA**

### GOVERNMENT/STATE LEVEL CONCURRENCE

The Division of the State Architect as well as the California Geological Survey provided written concurrence that supports the industry specialists' findings and recommended work to mitigate the health and safety threat.

Staff Supports the District's Request: Yes

### SITE VISIT COMPLETED BY STAFF

Staff completed a site visit in November 2019. Additionally, Staff accepted detailed reports from industry specialists in addition to the 2019 site visit.

### AUTHORITY

See Attachment A

## BOARD OPTIONS

Option 1 – Approve an Apportionment which includes the New School Project grant. Approve an Apportionment for OPSC application number 51/67892-00-002 in the State Share amount of \$19,676,906.00 and Total Project Cost amount of \$39,353,812.00 as shown on Attachment C. Approve the District’s request for the New School Project supplemental grant while also retaining Building N and the adjacent restroom facility.

Option 2 – Approve an Apportionment which does not include the New School Project grant.

Approve an Apportionment for OPSC application number 51/67892-00-002 in the State Share amount of \$19,676,906.00 and Total Project Cost amount of \$39,353,812.00 on the condition that Building N and the adjacent restroom facility must be demolished by the completion of the project, or within four years of the final fund release for this project, as shown on Attachment D.

## RECOMMENDATIONS

1. Approve Option 1 as shown on Attachment E.
2. Provide that the District’s Modernization eligibility will be reset for all buildings on the existing Trona High School site Building B3 to the date of Apportionment for this project.



ATTACHMENT E

SAB Meeting: June 28, 2023

Facility Hardship Replacement - Adjusted Grant

APPLICANT DATA			
----------------	--	--	--

<b>Applicant:</b>	Trona Joint Unified	<b>PTN:</b>	67892 - 005
<b>Application No:</b>	51/67892-00-001	<b>County:</b>	San Bernardino
<b>School Name:</b>	TRONA HIGH	<b>Filing Basis:</b>	District-wide

HISTORY OF PROJECT FUNDING					
----------------------------	--	--	--	--	--

	Fund Code	Proposition	Previously Authorized	Authorized This Action	State Apportionment This Action
<b>State Share</b>					
Facility Hardship Grant	001-2223	GF	\$	\$ 19,676,906.00	\$ 19,676,906.00
<b>Applicant Share</b>					
District Contribution				19,676,906.00	
<b>Total</b>			\$ <u>0.00</u>	\$ <u>39,353,812.00</u>	\$ <u>19,676,906.00</u>
<b>Funding Source: General Funds FY 2022/2023</b>					

APPLICATION DATA	PROGRAM GRANT DATA
------------------	--------------------

<b>Type of Project:</b>	High School	<b>Automatic Sprinkler System</b>	\$ 48,682.00
<b>Pupils Assigned:</b>		<b>Base Grant</b>	\$ 2,858,129.00
	7-8: 33	<b>Fire Detection</b>	\$ 5,296.00
	9-12: 70	<b>Geographic Location</b>	\$ 2,020,971.00
<b>Non-Severe:</b>	13	<b>New School Project</b>	\$ 7,192,750.00
<b>Severe:</b>	9	<b>Off Site</b>	\$ 494,116.00
		<b>Project Assistance</b>	\$ 9,775.00
		<b>Service Site Development</b>	\$ 5,739,259.00
<b>Number of Classrooms:</b>	13	<b>Utilities</b>	\$ 1,307,928.00
<b>Addition to Existing Site:</b>	No	<b>Total State Share (50%)</b>	19,676,906.00
<b>Master Plan Acres:</b>	28.1	<b>Applicant Share (50%)</b>	19,676,906.00
<b>Recommended Acres:</b>	28.1	<b>Total Project Cost</b>	\$ <u>39,353,812.00</u>
<b>Existing Acres:</b>	12.0		
<b>Geographic Location:</b>	20		

STIPULATED TERMS & NEXT STEPS	
-------------------------------	--

A valid Fund Release Authorization (Form SAB 50-05) must be signed by the designated District Representative and must be received by the Office of Public School Construction prior to 11:59 p.m. within 180 calendar days of SAB approval of the Apportionment for this project. The form may be submitted electronically via OPSC Online or via email to OPSCApplicationReviewTeam@dgs.ca.gov.

The Applicant shall ensure that it is in compliance with all applicable laws, regulations and certifications it made on the program forms.

The Applicant is required to submit a signed Grant Agreement for the project prior to or concurrent with a valid Fund Release Authorization (Form SAB 50-05). Failure to submit an executed Grant Agreement and valid Form SAB 50-05 prior to the deadline shall result in the Apportionment being rescinded without further board action.

The Applicant is responsible for ensuring that the project is compliant with Prevailing Wage Monitoring and/or Labor Compliance Program requirements at the time construction contracts are executed and/or construction commenced.

Pursuant to the Board's action on June 28, 2023, the Applicant is eligible to receive the New School Project supplemental grant and retain Building N and the adjacent restroom facility located next to the football field near the original high school site.

ATTACHMENT F

SAB Meeting: June 28, 2023

Facility Hardship Replacement - Adjusted Grant

APPLICANT DATA			
----------------	--	--	--

<b>Applicant:</b>	Trona Joint Unified	<b>PTN:</b>	67892 - 005
<b>Application No:</b>	51/67892-00-001	<b>County:</b>	San Bernardino
<b>School Name:</b>	TRONA HIGH	<b>Filing Basis:</b>	District-wide

HISTORY OF PROJECT FUNDING					
----------------------------	--	--	--	--	--

	Fund Code	Proposition	Previously Authorized	Authorized This Action	State Apportionment This Action
<b>State Share</b>					
Facility Hardship Grant	001-2223	GF	\$	\$ 19,676,906.00	\$ 19,676,906.00
<b>Applicant Share</b>					
District Contribution				19,676,906.00	
<b>Total</b>			\$ <u>0.00</u>	\$ <u>39,353,812.00</u>	\$ <u>19,676,906.00</u>
<b>Funding Source: General Funds FY 2022/2023</b>					

APPLICATION DATA		PROGRAM GRANT DATA	
------------------	--	--------------------	--

<b>Type of Project:</b>	High School	<b>Automatic Sprinkler System</b>	\$ 48,682.00
<b>Pupils Assigned:</b>		<b>Base Grant</b>	\$ 2,858,129.00
	7-8: 33	<b>Fire Detection</b>	\$ 5,296.00
	9-12: 70	<b>Geographic Location</b>	\$ 2,020,971.00
	Non-Severe: 13	<b>New School Project</b>	\$ 7,192,750.00
	Severe: 9	<b>Off Site</b>	\$ 494,116.00
		<b>Project Assistance</b>	\$ 9,775.00
		<b>Service Site Development</b>	\$ 5,739,259.00
<b>Number of Classrooms:</b>	13	<b>Utilities</b>	\$ 1,307,928.00
<b>Addition to Existing Site:</b>	No	<b>Total State Share (50%)</b>	19,676,906.00
<b>Master Plan Acres:</b>	28.1	<b>Applicant Share (50%)</b>	19,676,906.00
<b>Recommended Acres:</b>	28.1	<b>Total Project Cost</b>	\$ <u>39,353,812.00</u>
<b>Existing Acres:</b>	12.0		
<b>Geographic Location:</b>	20		

STIPULATED TERMS & NEXT STEPS	
-------------------------------	--

A valid Fund Release Authorization (Form SAB 50-05) must be signed by the designated District Representative and must be received by the Office of Public School Construction prior to 11:59 p.m. within 180 calendar days of SAB approval of the Apportionment for this project. The form may be submitted electronically via OPSC Online or via email to [OPSCApplicationReviewTeam@dgs.ca.gov](mailto:OPSCApplicationReviewTeam@dgs.ca.gov).

The Applicant shall ensure that it is in compliance with all applicable laws, regulations and certifications it made on the program forms.

The Applicant is required to submit a signed Grant Agreement for the project prior to or concurrent with a valid Fund Release Authorization (Form SAB 50-05). Failure to submit an executed Grant Agreement and valid Form SAB 50-05 prior to the deadline shall result in the Apportionment being rescinded without further board action.

The Applicant is responsible for ensuring that the project is compliant with Prevailing Wage Monitoring and/or Labor Compliance Program requirements at the time construction contracts are executed and/or construction commenced.

Pursuant to the Board's action on June 28, 2023, the Applicant is eligible to receive the New School Project supplemental grant. However, the approval of this project is subject to the condition that Building N and the adjacent restroom facility located next to the football field near the original high school site must be demolished by completion of the project, or within four years of the final fund release for this project.



# Information Items

**TENTATIVE WORKLOAD**

August 2023

**ACTION ITEMS**

Construction Cost Index Adjustments

**REPORTS, DISCUSSION and INFORMATION ITEMS**

Standard Information Items

**FINANCIAL REPORTS**

Status of Fund Releases

Status of Funds

---

**TENTATIVE WORKLOAD**

September 2023

**ACTION ITEMS**

School Facility Program – General Site

California Preschool, Transitional Kindergarten and Full-Day Kindergarten Facilities Grant Program

Apportionments

**REPORTS, DISCUSSION and INFORMATION ITEMS**

Standard Information Items

**FINANCIAL REPORTS**

Status of Fund Releases

Status of Funds

---

**TENTATIVE WORKLOAD**

October 2023

**ACTION ITEMS**

**REPORTS, DISCUSSION and INFORMATION ITEMS**

Standard Information Items

**FINANCIAL REPORTS**

Status of Fund Releases

Status of Funds

# APPEALS

Received as of May 31, 2023

<u>Appeal Received Date</u>	<u>District/County</u>	<u>Tentative SAB Date*</u>	<u>Description</u>
<b>6/23/2022</b>	Wasco Union ESD / Kern	TBD	District requests funding for a new construction project based on an enrollment period that is different from the enrollment period in which the application was processed.
<b>10/7/2022</b>	Los Angeles USD / Los Angeles	TBD	District requests equipment substitutions for an SAB-approved Career Technical Education Facilities Program funding application.

\*Please note: Tentative SAB Date is not a guaranteed meeting date and may be subject to change.

## STATE ALLOCATION BOARD MEETING DATES

The State Allocation Board (SAB) meeting dates for the 2023 calendar year are as follows:

<b>Board Date</b>	<b>Type of Meeting</b>
August 23, 2023*	Monthly (Consent/Appeals/Action)
September 27, 2023*	Monthly (Consent/Appeals/Action)
October 25, 2023*	Monthly (Consent/Appeals/Action)
December 2023*	Monthly (Consent/Appeals/Action)

\*The projected dates and time will be determined upon the discussion with the Vice-Chair and Chair based on workload.

The SAB meets at 4:00 p.m. when the State Legislature is in session and at 3:00 p.m. when the State Legislature is out on recess. A key Bagley-Keene amendment was enacted last week with the budget trailer bill, restoring the meeting process that was permitted under the Governor's COVID-19 executive order regarding public meetings. Section 20, SB 189, effective June 30, 2022, added Government Code Section 11133, which permits state boards and commissions to again hold meetings with all members participating via teleconference until July 1, 2023.

Due to scheduling changes within the Legislature, some of the SAB meetings may be canceled or changed with short notice.

## **INFORMATION ITEM**

### **SCHOOL FACILITY PROGRAM NEW CONSTRUCTION AND MODERNIZATION UNFUNDED LIST (as of May 31, 2023)**

The New Construction and Modernization projects on this list have received an “unfunded” approval by the State Allocation Board (SAB). Note that an “unfunded” approval does not guarantee a future apportionment by the SAB.

Published monthly in the SAB Agenda.

This report is also located on the [OPSC Website](#)

Unfunded Approvals  
as of May 31, 2023 SAB

County	School District	Application Number	Program	Approval	Received Date	SAB Unfunded Approval	Financial Hardship Apportionment	Loan	State Share	Total Apportionment	Cumulative Amount	Submitted Certification Letter May 2023	Grant Agreement Received as of 05/31/2023
ALAMEDA	SAN LORENZO UNIFIED	54/61309-00-003	Charter	D	6/5/2017	12/11/2018	0.00	845,455.40	845,455.40	1,690,910.80	1,690,910.80	No	No
SAN JOAQUIN	LODI UNIFIED	55/68585-00-003	Career Tech New Construction	G	3/31/2020	7/26/2022	0.00	0.00	1,834,513.00	1,834,513.00	3,525,423.80	Yes	No
GLENN	PLAZA ELEMENTARY	50/62638-00-002	New Construction	G	9/18/2018	8/15/2022	3,323,820.00	0.00	3,361,837.00	6,685,657.00	10,211,080.80	Yes	Yes
EL DORADO	RESCUE UNION ELEMENTARY	57/61978-00-007	Modernization	G	1/30/2019	8/15/2022	0.00	0.00	1,522,341.00	1,522,341.00	11,733,421.80	Yes	No
RIVERSIDE	BANNING UNIFIED	57/66985-00-006	Modernization	G	12/24/2018	9/21/2022	2,298,541.67	0.00	5,685,610.00	7,984,151.67	19,717,573.47	No	Yes
SAN BERNARDINO	SAN BERNARDINO CITY UNIFIED	57/67876-00-109	Modernization	G	2/4/2019	9/21/2022	0.00	0.00	3,414,190.00	3,414,190.00	23,131,763.47	Yes	No
SANTA CLARA	GILROY UNIFIED	54/69484-00-003	Charter	D	6/2/2022	10/26/2022	0.00	186,440.70	186,440.70	372,881.40	23,504,644.87	No	No
SANTA CLARA	GILROY UNIFIED	54/69484-00-004	Charter	D	6/2/2022	10/26/2022	0.00	88,864.10	88,864.10	177,728.20	23,682,373.07	No	No
ALAMEDA	OAKLAND UNIFIED	54/61259-00-012	Charter	D	6/3/2022	10/26/2022	0.00	1,434,748.20	1,434,748.20	2,869,496.40	26,551,869.47	No	Yes
SACRAMENTO	SACRAMENTO CITY UNIFIED	54/67439-00-009	Charter	D	6/3/2022	10/26/2022	0.00	538,007.10	538,007.10	1,076,014.20	27,627,883.67	No	No
ALAMEDA	OAKLAND UNIFIED	54/61259-00-006	Charter	G	12/2/2022	3/22/2023	0.00	12,661,061.30	12,661,061.30	25,322,122.60	52,950,006.27	Yes	No
MARIPOSA	MARIPOSA COUNTY UNIFIED	54/65532-00-001	Charter	G	12/21/2022	3/22/2023	0.00	0.00	381,627.80	381,627.80	53,331,634.07	Yes	Yes
SAN DIEGO	SAN DIEGO UNIFIED	54/68338-00-007	Charter	G	1/20/2023	4/26/2023	0.00	0.00	15,125,975.90	15,125,975.90	68,457,609.97	Yes	No
SHASTA	SHASTA UNION HIGH	54/70136-02-001	Charter	D	5/2/2022	5/31/2023	0.00	1,086,984.40	1,086,984.40	2,173,968.80	70,631,578.77	Yes	No
SHASTA	SHASTA UNION HIGH	54/70136-02-001	Charter	S	5/2/2022	5/31/2023	0.00	4,255,526.00	4,255,526.00	8,511,052.00	79,142,630.77	Yes	No
LOS ANGELES	LOS ANGELES UNIFIED	54/64733-00-103	Charter	G	11/28/2022	5/31/2023	0.00	5,659,700.00	16,549,030.04	22,208,730.04	101,351,360.81	Yes	No
TULARE	VISALIA UNIFIED	54/72256-00-001	Charter	G	1/18/2023	5/31/2023	0.00	3,328,648.10	3,328,648.10	6,657,296.20	108,008,657.01	Yes	No
TULARE	VISALIA UNIFIED	54/72256-00-002	Charter	G	1/18/2023	5/31/2023	0.00	4,057,855.72	4,057,855.72	8,115,711.44	116,124,368.45	Yes	No
SAN DIEGO	SAN DIEGO UNIFIED	54/68338-00-003	Charter	G	1/20/2023	5/31/2023	0.00	0.00	6,882,509.40	6,882,509.40	123,006,877.85	Yes	No
SAN DIEGO	SAN DIEGO UNIFIED	54/68338-00-005	Charter	G	1/20/2023	5/31/2023	0.00	0.00	2,956,047.20	2,956,047.20	125,962,925.05	Yes	No
SAN DIEGO	SAN DIEGO UNIFIED	54/68338-00-006	Charter	G	1/20/2023	5/31/2023	0.00	0.00	29,520,456.80	29,520,456.80	155,483,381.85	Yes	No
SAN DIEGO	SAN DIEGO UNIFIED	54/68338-00-004	Charter	G	2/24/2023	5/31/2023	0.00	0.00	3,555,750.60	3,555,750.60	159,039,132.45	Yes	No
SAN DIEGO	SAN DIEGO UNIFIED	54/68338-00-008	Charter	G	2/24/2023	5/31/2023	0.00	0.00	28,089,803.80	28,089,803.80	187,128,936.25	Yes	No
SHASTA	CASCADE UNION ELEMENTARY	54/69914-00-001	Charter	G	3/28/2023	5/31/2023	0.00	2,475,067.20	2,675,067.20	5,150,134.40	192,279,070.65	Yes	No
							<b>Total</b>	<b>\$5,622,361.67</b>	<b>\$36,618,358.22</b>	<b>\$150,038,350.76</b>	<b>\$192,279,070.65</b>		

\*This Unfunded List (Lack of AB 55 Loans) includes \$16.9 million for 6 projects for Charter School Facilities Program Preliminary Apportionments for Design and Site Funding.

County	School District	Application Number	Program	Approval	Received Date	SAB Date	Financial Hardship Apportionment	Loan	State Share	Total Apportionment	Prop. 47	Prop. 55	Prop. 1D	Prop. 51
SANTA BARBARA	LOMPOC UNIFIED	54/69229-00-001	Charter	P	6/1/2017	1/24/2018	0.00	0.00	331,062.30	331,062.30	0.00	0.00	0.00	331,062.30
SANTA BARBARA	LOMPOC UNIFIED	54/69229-00-001	Charter	P	6/1/2017	12/7/2021	0.00	0.00	5,616,522.90	5,616,522.90	0.00	0.00	0.00	5,616,522.90
SOLANO	VALLEJO CITY UNIFIED	54/70581-00-006	Charter	P	5/22/2016	2/28/2018	0.00	13,277,356.90	13,277,356.90	26,554,713.80	590,900.00	2,315,550.00	12,651,864.00	10,996,399.80
SOLANO	VALLEJO CITY UNIFIED	54/70581-00-007	Charter	P	5/22/2016	2/28/2018	0.00	452,842.20	452,842.20	905,684.40	0.00	0.00	905,684.40	0.00
SOLANO	VALLEJO CITY UNIFIED	54/70581-00-004	Charter	P	5/22/2017	05/23/2018	0.00	200,755.80	200,755.80	401,511.60	401,511.60	0.00	0.00	0.00
SOLANO	VALLEJO CITY UNIFIED	54/70581-00-005	Charter	P	5/22/2017	05/23/2018	0.00	8,001,594.70	8,001,594.70	16,003,189.40	2,076,164.03	6,036,845.61	7,820,113.01	70,066.75
ALAMEDA	SAN LORENZO UNIFIED	54/61309-00-003	Charter	P	6/5/2017	12/11/2018	0.00	7,608,998.60	7,608,998.60	15,217,997.20	0.00	0.00	15,217,997.20	0.00
SACRAMENTO	SAN JUAN UNIFIED	54/67447-00-007	Charter	P	6/5/2017	12/11/2018	0.00	0.00	3,855,763.80	3,855,763.80	0.00	0.00	3,855,763.80	0.00
BUTTE	CHICO UNIFIED	54/61424-00-006	Charter	P	5/30/2017	2/26/2020	0.00	1,877,635.40	3,175,079.40	5,052,714.80	0.00	0.00	5,052,714.80	0.00
BUTTE	CHICO UNIFIED	54/61424-00-007	Charter	P	5/30/2017	2/26/2020	0.00	2,555,059.80	4,584,394.80	7,139,454.60	0.00	0.00	4,847,001.60	2,292,453.00
LOS ANGELES	LOS ANGELES UNIFIED	54/64733-00-104	Charter	P	5/2/2022	10/26/2022	0.00	18,499,799.40	18,499,799.40	36,999,598.80	0.00	0.00	18,499,799.40	18,499,799.40
SHASTA	CASCADE UNION ELEMENTARY	54/69914-00-002	Charter	P	5/11/2022	10/26/2022	0.00	1,139,625.00	1,139,625.00	2,279,250.00	0.00	0.00	0.00	2,279,250.00
SACRAMENTO	SAN JUAN UNIFIED	54/67447-00-008	Charter	P	6/1/2022	10/26/2022	0.00	540,286.00	1,437,426.00	1,977,712.00	0.00	0.00	0.00	1,977,712.00
SACRAMENTO	NATOMAS UNIFIED	54/75283-00-009	Charter	P	6/1/2022	10/26/2022	0.00	1,780,934.50	9,780,934.50	11,561,869.00	984,158.50	8,796,776.00	0.00	1,780,934.50
SACRAMENTO	NATOMAS UNIFIED	54/75283-00-010	Charter	P	6/1/2022	10/26/2022	0.00	2,033,351.80	4,033,351.80	6,066,703.60	0.00	4,033,351.80	0.00	2,033,351.80
SANTA CLARA	GILROY UNIFIED	54/69484-00-003	Charter	P	6/2/2022	10/26/2022	0.00	1,677,966.30	1,677,966.30	3,355,932.60	0.00	0.00	0.00	3,355,932.60
SANTA CLARA	GILROY UNIFIED	54/69484-00-004	Charter	P	6/2/2022	10/26/2022	0.00	799,776.90	799,776.90	1,599,553.80	0.00	0.00	0.00	1,599,553.80
ALAMEDA	OAKLAND UNIFIED	54/61259-00-012	Charter	P	6/3/2022	10/26/2022	0.00	12,912,733.80	12,912,733.80	25,825,467.60	0.00	9,358,923.80	3,553,810.00	12,912,733.80
MENDOCINO	POINT ARENA JOINT UNION HIGH	54/65599-00-001	Charter	P	6/3/2022	10/26/2022	0.00	321,889.50	321,889.50	643,779.00	0.00	0.00	0.00	643,779.00
SACRAMENTO	SACRAMENTO CITY UNIFIED	54/67439-00-009	Charter	P	6/3/2022	10/26/2022	0.00	2,152,028.40	4,842,063.90	6,994,092.30	0.00	0.00	0.00	6,994,092.30
SAN DIEGO	SAN DIEGO UNIFIED	54/68338-02-003	Charter	P	6/3/2022	10/26/2022	0.00	0.00	7,528,981.50	7,528,981.50	0.00	0.00	7,528,981.50	0.00
SAN DIEGO	SAN DIEGO UNIFIED	54/68338-02-004	Charter	P	6/3/2022	10/26/2022	0.00	0.00	6,436,435.50	6,436,435.50	0.00	0.00	5,134,935.50	1,301,500.00
SHASTA	SHASTA UNION HIGH	54/70136-02-001	Charter	P	5/2/2022	5/31/2023	0.00	15,350,287.60	15,350,287.60	30,700,575.20	0.00	2,286,260.60	6,582,223.00	21,832,091.60
<b>Total</b>							<b>0.00</b>	<b>91,182,922.60</b>	<b>131,865,643.10</b>	<b>223,048,565.70</b>	<b>4,052,734.13</b>	<b>32,827,707.81</b>	<b>91,650,888.21</b>	<b>94,517,235.55</b>

\*This Charter Unfunded Preliminary list does not include \$16.9 million for 6 projects for Charter School Facilities Program Preliminary Apportionments for Design and Site Funding.

## **INFORMATION ITEM**

### **SCHOOL FACILITY PROGRAM OFFICE OF PUBLIC SCHOOL CONSTRUCTION FUNDING WORKLOAD LISTING (Applications Received Through May 31, 2023)**

The New Construction and Modernization projects on this list represent completed applications awaiting the Office of Public School Construction (OPSC) processing and scheduling to the State Allocation Board.

This list includes future workload that is identified as:

- Pending reflects workload that has been processed by OPSC but awaiting further information/documentation from the district.
- Reviewing reflects currently being processed by OPSC.

This list is also available on the [OPSC Website](#) and is updated on the first and third Fridays of each month.



**SFP APPLICATIONS**  
**New Construction and Charter School Facilities Program**  
**- Workload as of May 31, 2023 -**

District	County	Site Name	Application Number	OPSC Date Received	Estimated State Grant (a)***	Financial Hardship (b)	Notification Occurred**
Fremont Unified	Alameda	John M Horner Junior High	50/61176-09-004	08/02/19	\$ 11,743,315	\$ -	11/1/2022
Fremont Unified	Alameda	Washington High	50/61176-08-001	08/27/19	\$ 4,885,235	\$ -	12/1/2022
Fountain Valley	Orange	Masuda Middle	50/66498-00-001	09/17/19	\$ 1,085,890	\$ -	12/1/2022
Saugus Union Elementary	Los Angeles	Plum Canyon Elementary	50/64998-00-021	09/26/19	\$ 1,389,799	\$ -	1/4/2023
Lake Elsinore Unified	Riverside	Alberhill Elementary	50/75176-00-021	10/18/19	\$ 12,267,331	\$ -	1/4/2023
North Cow Creek Elementary	Shasta	North Cow Creek Elementary	50/70078-00-001	10/25/19	\$ 121,970	\$ 121,970	1/4/2023
El Centro Elementary	Imperial	De Anza Magnet	50/63123-00-003	10/30/19	\$ 2,800,536	\$ -	1/4/2023
Standard Elementary	Kern	Standard Elementary	50/63792-00-003	10/31/19	\$ 4,665,935	\$ -	1/4/2023
Madera Unified	Madera	Concurrent Enrollment Middle	50/65243-00-012	10/31/19	\$ 4,134,537	\$ -	1/4/2023
Tustin Unified	Orange	Legacy Magnet Academy	50/73643-00-023	11/07/19	\$ 31,899,239	\$ -	1/4/2023
Riverside Unified	Riverside	Jackson Elementary	50/67215-00-037	11/15/19	\$ 3,059,678	\$ -	1/4/2023
Chowchilla Elementary	Madera	Wilson Middle	50/65193-00-005	12/03/19	\$ 723,007	\$ -	1/4/2023
Riverside Unified	Riverside	University Heights Middle	50/67215-00-038	12/06/19	\$ 2,699,011	\$ -	1/4/2023
Dublin Unified	Alameda	Dublin High	50/75093-00-013	12/18/19	\$ 6,412,551	\$ -	1/4/2023
Riverside Unified	Riverside	King (Martin Luther Jr.) High	50/67215-00-039	01/06/20	\$ 514,585	\$ -	1/4/2023
Napa Valley Unified	Napa	River Charter	50/66266-03-001	01/10/20	\$ 4,042,028	\$ -	1/4/2023
Corona-Norco Unified	Riverside	Jefferson Elementary	50/67033-04-002	01/15/20	\$ 4,797,972	\$ -	1/4/2023
Murrieta Valley Unified	Riverside	Murrieta Mesa High	50/75200-00-025	01/24/20	\$ 5,113,657	\$ -	1/4/2023
Los Angeles Unified	Los Angeles	Huntington Park Senior High	51/64733-17-001*	10/14/22	\$ 5,777,521	\$ -	
Los Angeles Unified	Los Angeles	Huntington Park Senior High	51/64733-17-002*	10/14/22	\$ 6,141,596	\$ -	
Los Angeles Unified	Los Angeles	Huntington Park Senior High	51/64733-17-003*	10/14/22	\$ 16,574,443	\$ -	
Albany Unified	Alameda	Marin Elementary	51/61127-00-003*	12/22/22	\$ 6,164,559	\$ -	
Lompoc Unified	Santa Barbara	Manzanita Public Charter School	54/69229-00-001	01/20/23	\$ 6,894,427	\$ -	
Vallejo Unified	Solano	MIT Academy Middle	54/70581-00-004	02/28/23	\$ 339,592	\$ -	
Vallejo Unified	Solano	MIT Academy Middle	54/70581-00-005	02/28/23	\$ 15,070,338	\$ -	
Vallejo Unified	Solano	MIT Academy High	54/70581-00-006	02/28/23	\$ 23,287,880	\$ -	
Vallejo Unified	Solano	MIT Academy High	54/70581-00-007	02/28/23	\$ 627,306	\$ -	
Los Angeles Unified	Los Angeles	Venice Senior High	51/64733-00-005*	04/21/23	\$ 10,093,938	\$ -	
Los Angeles Unified	Los Angeles	Venice Senior High	51/64733-00-006*	04/21/23	\$ 4,586,109	\$ -	
Los Angeles Unified	Los Angeles	Roosevelt (Theodore) Senior High	51/64733-05-001*	05/01/23	\$ 6,691,474	\$ -	
Los Angeles Unified	Los Angeles	Roosevelt (Theodore) Senior High	51/64733-05-002*	05/01/23	\$ 11,406,450	\$ -	
Los Angeles Unified	Los Angeles	Roosevelt (Theodore) Senior High	51/64733-05-003*	05/01/23	\$ 26,007,436	\$ -	
Los Angeles Unified	Los Angeles	North Hollywood High	51/64733-22-001*	05/10/23	\$ 5,929,019	\$ -	
Los Angeles Unified	Los Angeles	North Hollywood High	51/64733-22-002*	05/10/23	\$ 714,355	\$ -	
Los Angeles Unified	Los Angeles	Venice Senior High	51/64733-00-007*	05/17/23	\$ 2,188,031	\$ -	
Los Angeles Unified	Los Angeles	Venice Senior High	51/64733-00-008*	05/17/23	\$ 3,405,438	\$ -	
					<b>\$ 254,256,188</b>	<b>\$ 121,970</b>	
					<b>Total</b>	<b>\$ 254,378,158</b>	

<b>NEW CONSTRUCTION FUNDING SUB-TOTALS</b>	<b>\$ 102,356,276</b>	<b>\$ 121,970</b>
<b>NEW CONSTRUCTION FACILITY HARDSHIP - NON SEISMIC</b>	<b>\$ -</b>	<b>\$ -</b>
<b>NEW CONSTRUCTION FUNDING TOTAL</b>		<b>\$ 102,478,246</b>
<b>NEW CONSTRUCTION FACILITY HARDSHIP - SEISMIC</b>	<b>\$ 105,680,369</b>	<b>\$ -</b>
<b>CHARTER SCHOOLS</b>	<b>\$ 46,219,543</b>	<b>\$ -</b>

(a) Represents estimated state share of project including excessive cost grants. Amounts shown have not been reviewed by OPSC for compliance with all School Facility Program requirements.

(b) Represents estimated financial hardship. Amounts shown have not been reviewed by OPSC for compliance with all School Facility Program requirements.

SFP APPLICATIONS  
 New Construction and Charter School Facilities Program  
 - Workload as of May 31, 2023 -

District	County	Site Name	Application Number	OPSC Date Received	Estimated State Grant (a)***	Financial Hardship (b)	Notification Occurred**
----------	--------	-----------	--------------------	--------------------	------------------------------	------------------------	-------------------------

\*Facility Hardship project requesting Seismic Mitigation Program funding.

\*\* School districts have been notified that the Office of Public School Construction will begin processing the district's application in the near future.

**SFP APPLICATIONS**  
**Modernization School Facilities Program**  
**- Workload as of May 31, 2023 -**

<b>District</b>	<b>County</b>	<b>Site Name</b>	<b>Application Number</b>	<b>OPSC Date Received</b>	<b>Estimated State Grant (a)***</b>	<b>Financial Hardship (b)</b>
Los Angeles Unified	Los Angeles	Woodrow Wilson Senior High	57/64733-00-658	03/07/18	\$ 3,778,899	\$ -
Willows Unified	Glenn	Willows Intermediate	57/62661-00-006	08/17/18	\$ 587,603	\$ -
Temecula Valley Unified	Riverside	James L Day Middle	57/75192-00-016	02/15/19	\$ 3,086,295	\$ -
Los Angeles Unified	Los Angeles	Crenshaw Senior High	57/64733-00-721	02/28/19	\$ 13,126,327	\$ -
San Francisco Unified	San Francisco	Washington (George) High	57/68478-63-006	06/14/19	\$ 16,508,360	\$ -
Monson-Sultana Joint Union Elementary	Tulare	Monson-Sultana Elementary	57/72009-00-002	08/09/19	\$ 905,713	\$ -
Los Nietos	Los Angeles	Aeolian Elementary	57/64758-00-006	08/23/19	\$ 2,812,991	\$ -
Le Grand Union	Merced	Le Grand Elementary	57/65722-00-002	08/26/19	\$ 302,660	\$ 201,774
Bennett Valley Union Elementary	Sonoma	Yulupa Elementary	57/70623-00-007	09/12/19	\$ 264,042	\$ -
Saugus Union Elementary	Los Angeles	Plum Canyon Elementary	57/64998-00-011	09/26/19	\$ 1,233,580	\$ -
Center Joint Unified	Sacramento	Oak Hill Elementary	57/73973-00-006	09/30/19	\$ 3,641,528	\$ -
Rockford Elementary	Tulare	Rockford Elementary	57/72090-00-002	10/08/19	\$ 442,844	\$ -
Monterey Peninsula Unified	Monterey	Monte Vista Elementary	57/66092-00-035	10/11/19	\$ 2,092,964	\$ -
Visalia Unified	Tulare	Golden West High	57/72256-00-031	10/18/19	\$ 11,715,960	\$ -
Whittier City Elementary	Los Angeles	Daniel Phelan Elementary	57/65110-00-019	10/23/19	\$ 1,769,640	\$ -
Whittier City Elementary	Los Angeles	Lydia Jackson Elementary	57/65110-00-020	10/23/19	\$ 1,434,996	\$ -
Whittier City Elementary	Los Angeles	West Whittier Elementary	57/65110-00-021	10/23/19	\$ 5,566,584	\$ -
Elk Grove Unified	Sacramento	Foulks Ranch Elementary	57/67314-00-037	10/24/19	\$ 2,043,360	\$ -
Monterey Peninsula Unified	Monterey	La Mesa Elementary	57/66092-00-037	10/25/19	\$ 260,145	\$ -
Redwood City Elementary	San Mateo	Orion Alternative	57/69005-00-008	10/25/19	\$ 550,482	\$ -
North Cow Creek Elementary	Shasta	North Cow Creek Elementary	57/70078-00-001	10/25/19	\$ 252,263	\$ 168,176
Palmdale Elementary	Los Angeles	Dos Caminos Elementary	57/64857-00-002	10/30/19	\$ 906,607	\$ -
Glendale Unified	Los Angeles	College View	57/64568-00-049	10/31/19	\$ 1,313,607	\$ -
Mission Union Elementary	Monterey	Mission Elementary	57/66084-00-003	10/31/19	\$ 334,060	\$ 222,707
Corcoran Joint Unified	Kings	John Muir Middle	57/63891-00-014	11/08/19	\$ 1,888,499	\$ -
Corcoran Joint Unified	Kings	Mark Twain Elementary	57/63891-00-015	11/08/19	\$ 1,668,660	\$ -
Riverside Unified	Riverside	University Heights Middle	57/67215-00-045	11/14/19	\$ 418,281	\$ -
Sylvan Union Elementary	Stanislaus	Elizabeth Ustach Middle	57/71290-00-011	11/18/19	\$ 5,174,338	\$ -
Plaza Elementary	Glenn	Plaza Elementary	57/62638-00-001	11/19/19	\$ 1,022,988	\$ 681,992
Hanford Elementary	Kings	Lee Richmond Elementary	57/63917-00-009	11/19/19	\$ 1,533,537	\$ -
Hesperia Unified	San Bernardino	Joshua Circle Elementary	57/75044-00-001	11/19/19	\$ 2,061,850	\$ -
Hesperia Unified	San Bernardino	Sultana High	57/75044-00-002	11/19/19	\$ 2,040,420	\$ -
Whittier City Elementary	Los Angeles	Christian Sorensen Elementary	57/65110-00-022	11/20/19	\$ 3,126,055	\$ -
Centralia Elementary	Orange	San Marino Elementary	57/66472-00-015	11/21/19	\$ 532,907	\$ -
Hanford Elementary	Kings	Roosevelt Elementary	57/63917-00-010	11/25/19	\$ 1,205,134	\$ -
Burton Elementary	Tulare	Oak Grove Elementary	57/71837-00-005	11/25/19	\$ 2,939,952	\$ -
Burton Elementary	Tulare	Burton Elementary	57/71837-00-006	11/25/19	\$ 1,776,355	\$ -
Burton Elementary	Tulare	Jim Maples Academy	57/71837-00-007	11/25/19	\$ 2,122,800	\$ -
Santa Paula Unified	Ventura	Barbara Webster Elementary	57/76828-00-005	11/25/19	\$ 1,791,587	\$ -
Moraga Elementary	Contra Costa	Donald L Rheem Elementary	57/61747-00-005	12/02/19	\$ 2,671,694	\$ -
Morongo Unified	San Bernardino	Yucca Valley High	57/67777-00-009	12/02/19	\$ 1,384,070	\$ -
Mountain View-Los Altos Union High	Santa Clara	Mountain View High	57/69609-00-005	12/02/19	\$ 3,835,811	\$ -
Los Alamitos Unified	Orange	Rossmoor Elementary	57/73924-00-015	12/04/19	\$ 626,198	\$ -

**SFP APPLICATIONS**  
**Modernization School Facilities Program**  
**- Workload as of May 31, 2023 -**

<b>District</b>	<b>County</b>	<b>Site Name</b>	<b>Application Number</b>	<b>OPSC Date Received</b>	<b>Estimated State Grant (a)***</b>	<b>Financial Hardship (b)</b>
Whittier City Elementary	Los Angeles	Katherine Edwards Middle	57/65110-00-023	12/18/19	\$ 6,543,024	\$ -
Riverside Unified	Riverside	Alcott Elementary	57/67215-00-046	12/19/19	\$ 1,013,094	\$ -
Los Angeles Unified	Los Angeles	Ninety-Third Street Elementary	57/64733-00-727	12/20/19	\$ 900,630	\$ -
Los Angeles Unified	Los Angeles	Venice Senior High	57/64733-00-729	12/20/19	\$ 7,478,560	\$ -
San Rafael City High	Marin	San Rafael High	57/65466-00-007	12/20/19	\$ 986,446	\$ -
Monterey Peninsula Unified	Monterey	Seaside Middle	57/66092-00-039	12/20/19	\$ 2,011,747	\$ -
Riverside Unified	Riverside	Longfellow Elementary	57/67215-00-047	12/26/19	\$ 1,356,938	\$ -
Rosemead Elementary	Los Angeles	Muscatal Middle	57/64931-00-015	01/06/20	\$ 4,030,939	\$ -
Little Lake City Elementary	Los Angeles	Lakeside Middle	57/64717-00-010	01/13/20	\$ 4,543,695	\$ -
Corona-Norco Unified	Riverside	Jefferson Elementary	57/67033-00-023	01/15/20	\$ 2,544,857	\$ -
Center Joint Unified	Sacramento	Center High	57/73973-00-007	01/16/20	\$ 8,971,020	\$ 5,980,680
Woodlake Unified	Tulare	Woodlake Valley Middle	57/76794-00-003	01/16/20	\$ 1,735,245	\$ -
Calexico Unified	Imperial	Calexico High	57/63099-00-005	01/21/20	\$ 18,119,529	\$ -
Redwood City Elementary	San Mateo	Hawes Elementary	57/69005-00-009	01/21/20	\$ 491,590	\$ -
Los Nietos	Los Angeles	Los Nietos Middle	57/64758-00-008	01/24/20	\$ 569,446	\$ -
Rosemead Elementary	Los Angeles	Muscatal Middle	57/64931-00-016	01/24/20	\$ 1,904,011	\$ -
Oak Park Unified	Ventura	Medea Creek Middle	57/73874-00-005	01/24/20	\$ 5,746,358	\$ -
Monterey County Office of Education	Monterey	Bard Blades (TMR)	57/10272-00-002	01/27/20	\$ 814,737	\$ -
San Lorenzo Unified	Alameda	Colonial Acres Elementary	57/61309-00-018	01/27/20	\$ 1,022,207	\$ -
Los Angeles Unified	Los Angeles	Susan Miller Dorsey Senior High	57/64733-00-730	01/28/20	\$ 872,225	\$ -
Anaheim Union High	Orange	Western High	57/66431-00-025	01/28/20	\$ 2,579,977	\$ -
East Side Union High	Santa Clara	William C Overfelt High	57/69427-00-039	01/28/20	\$ 246,855	\$ -
Whittier City Elementary	Los Angeles	Longfellow Elementary	57/65110-00-024	01/29/20	\$ 3,420,166	\$ -
Tulare City	Tulare	Roosevelt Elementary	57/72231-00-011	01/29/20	\$ 2,470,914	\$ -
Central Union High	Imperial	Southwest High	57/63115-00-006	01/31/20	\$ 1,349,208	\$ -
Las Virgenes Unified	Los Angeles	White Oak Elementary	57/64683-00-011	02/03/20	\$ 1,351,367	\$ -
Garden Grove Unified	Orange	Morningside Elementary	57/66522-00-102	02/04/20	\$ 273,783	\$ -
Walnut Valley Unified	Los Angeles	South Pointe Middle	57/73460-00-014	02/04/20	\$ 950,894	\$ -
Los Alamitos Unified	Orange	Jack L Weaver Elementary	57/73924-00-016	02/04/20	\$ 355,161	\$ -
Castro Valley Unified	Alameda	Creekside Middle	57/61150-00-029	02/05/20	\$ 1,165,308	\$ -
Long Beach Unified	Los Angeles	Alvarado Elementary	57/64725-00-037	02/06/20	\$ 2,002,889	\$ -
Long Beach Unified	Los Angeles	Bixby Elementary	57/64725-00-038	02/06/20	\$ 2,585,231	\$ -
Greenfield Union	Kern	Planz Elementary	57/63503-00-004	02/07/20	\$ 228,942	\$ 152,628
Greenfield Union	Kern	Plantation Elementary	57/63503-00-005	02/07/20	\$ 172,273	\$ 114,849
Greenfield Union	Kern	Leon H Ollivier Middle	57/63503-00-006	02/07/20	\$ 899,293	\$ 599,529
Greenfield Union	Kern	Raffaello Palla Elementary	57/63503-00-007	02/07/20	\$ 698,160	\$ 465,440
Greenfield Union	Kern	McKee Middle	57/63503-00-008	02/07/20	\$ 655,251	\$ 436,834
Greenfield Union	Kern	W A Kendrick Elementary	57/63503-00-009	02/07/20	\$ 615,801	\$ 410,534
Greenfield Union	Kern	Greenfield Middle	57/63503-00-010	02/07/20	\$ 234,649	\$ 156,433
Greenfield Union	Kern	Fairview Elementary	57/63503-00-011	02/07/20	\$ 423,162	\$ 282,108
Long Beach Unified	Los Angeles	Muir Elementary	57/64725-00-039	02/07/20	\$ 7,924,918	\$ -
Centralia Elementary	Orange	Los Coyotes Elementary	57/66472-00-016	02/07/20	\$ 125,931	\$ -
Fountain Valley Elementary	Orange	Tamura (Hisamatsu) Elementary	57/66498-00-018	02/10/20	\$ 1,476,090	\$ -

**SFP APPLICATIONS**  
**Modernization School Facilities Program**  
**- Workload as of May 31, 2023 -**

<b>District</b>	<b>County</b>	<b>Site Name</b>	<b>Application Number</b>	<b>OPSC Date Received</b>	<b>Estimated State Grant (a)***</b>	<b>Financial Hardship (b)</b>
Fountain Valley Elementary	Orange	Newland (William T) Elementary	57/66498-00-019	02/10/20	\$ 2,318,769	\$ -
Del Norte County Unified	Del Norte	Mary Peacock Elementary	57/61820-00-015	02/11/20	\$ 1,883,811	\$ 1,255,874
Del Norte County Unified	Del Norte	Bess Maxwell Elementary	57/61820-00-016	02/11/20	\$ 1,423,794	\$ 949,196
Del Norte County Unified	Del Norte	Pine Grove Elementary	57/61820-00-017	02/11/20	\$ 1,153,663	\$ 769,109
Garden Grove Unified	Orange	Newhope Elementary	57/66522-00-103	02/11/20	\$ 432,606	\$ -
Los Angeles Unified	Los Angeles	Venice Senior High	58/64733-00-005*	02/16/23	\$ 1,059,058	\$ -
Los Angeles Unified	Los Angeles	Crenshaw Senior High	58/64733-00-006*	03/23/23	\$ 894,491	\$ -
Anderson Union High	Shasta	Anderson High	58/69856-00-002	04/06/23	\$ 475,996	\$ -
Greenfield Union	Kern	Kendrick Elementary	58/63503-00-001	04/28/23	\$ 1,426,381	\$ -
Del Norte County Unified	Del Norte	Crescent Elk Middle	58/61820-00-009	05/08/23	\$ 981,055	\$ -
Del Norte County Unified	Del Norte	Joe Hamilton Elementary	58/61820-00-010	05/08/23	\$ 582,309	\$ -
Wheatland Union High	Yuba	Wheatland High	58/72769-00-002	05/18/23	\$ 157,072	\$ -
Anderson Valley Unified	Mendocino	Anderson Valley Junior-Senior	58/65540-00-002	05/19/23	\$ 163,306	\$ -
Anderson Valley Unified	Mendocino	Anderson Valley Elementary	58/65540-00-003	05/31/23	\$ 504,974	\$ -
					<b>\$ 230,072,454</b>	<b>\$ 12,847,862</b>
						<b>\$ 242,920,316</b>

<b>MODERNIZATION FUNDING SUBTOTALS</b>	<b>\$ 223,827,812</b>	<b>\$ 12,847,862</b>
<b>MODERNIZATION FACILITY HARDSHIP - NON SEISMIC</b>	<b>\$ 4,291,094</b>	<b>\$ -</b>
<b>TOTAL MODERNIZATION FUNDING</b>		<b>\$ 240,966,767</b>
<b>MODERNIZATION FACILITY HARDSHIP - SEISMIC</b>	<b>\$ 1,953,549</b>	<b>\$ -</b>

(a) Represents estimated 60% state share of project including excessive cost grants. Sesimic Mitigation Program projects represents the estimated 50% state share of project. Amounts shown have not been reviewed by OPSC for compliance with all School Facility Program requirements.

(b) Represents estimated financial hardship. Amounts shown have not been reviewed by OPSC for compliance with all School Facility Program requirements.

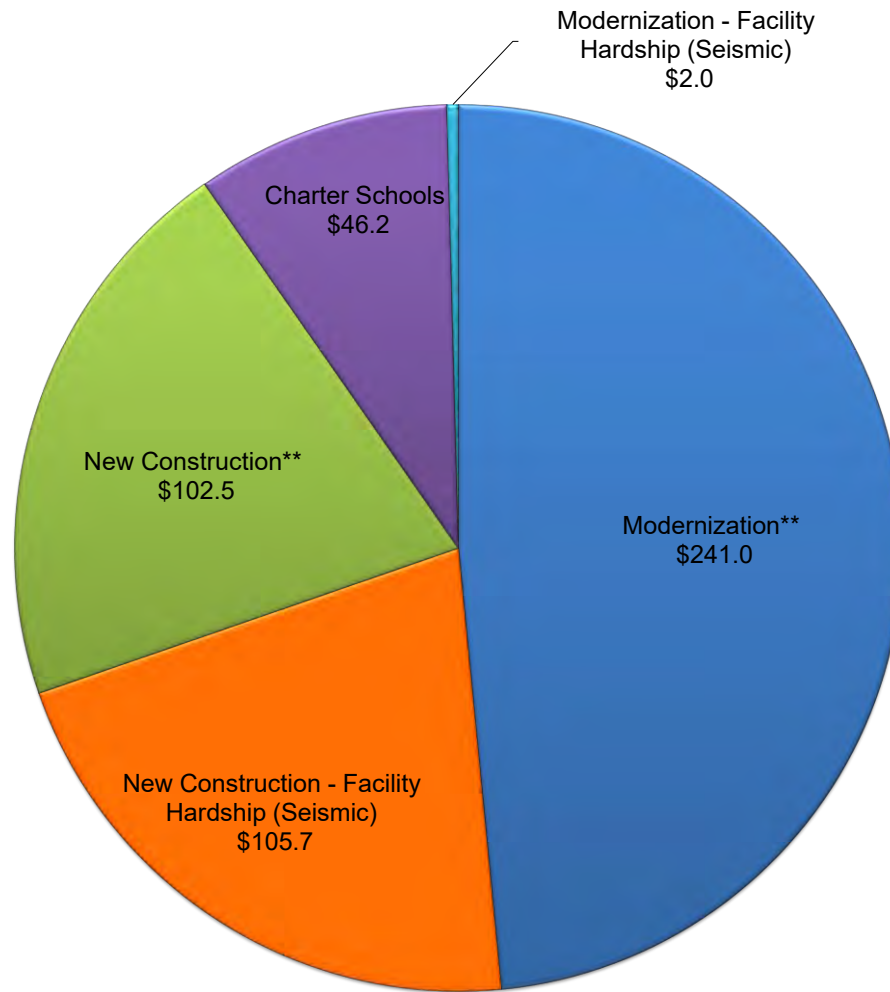
\*Facility Hardship project requesting Seismic Mitigation Program funding.

\*\*School districts have been notified that the Office of Public School Construction will begin processing the district's application in the near future.

CHARTER APPLICATIONS  
 Remaining Applications for Preliminary Apportionment (Forms SAB 50-09)  
 - as of May 31, 2023 -

Type	County	District	Charter School	Application Number	Received Date	Estimated Reserved Preliminary Apportionment
New Construction	Los Angeles	Los Angeles Unified	Magnolia Science Academy 1	54/64733-39-001	05/02/22	\$ 21,245,388.00
New Construction	Placer	Rocklin Unified	MMCA Expansion	54/75085-00-003	05/03/22	\$ 10,449,266.00
New Construction	Humboldt	Northern Humboldt Union High	Laurel Tree - 9-12	54/62687-00-001	05/29/22	\$ 2,533,982.00
New Construction	Humboldt	McKinleyville Union Elementary	Laurel Tree Charter - TK-8	54/62950-00-001	05/29/22	\$ 5,066,501.00
New Construction	Sacramento	Natomas Unified	Natomas Charter School	54/75283-00-011	06/01/22	\$ 5,608,960.00
Rehabilitation	San Diego	Grossmont Union High	LCHS Alpine	54/68130-00-002	06/02/22	\$ 9,321,157.00
New Construction	Shasta	Shasta Union High	Redding School of the Arts High School	54/70136-01-001	06/02/22	\$ 14,101,438.00
New Construction	San Benito	Hollister Elementary	Hollister Prep	54/67470-00-001	06/02/22	\$ 15,475,416.00
Rehabilitation	Alameda	Hayward Unified	Impact Academy	54/61192-02-005	06/02/22	\$ 18,081,400.00
Rehabilitation	Fresno	Sanger Unified	Sanger Academy Charter School	54/62414-00-001	06/03/22	\$ 21,007,350.00
New Construction	Shasta	Columbia Elementary	Redding School of the Arts TK	54/69948-00-001	06/03/22	\$ 3,162,962.00
Rehabilitation	Sacramento	Twin Rivers Unified	Community Outreach Academy (6-8) (Rehab)	54/76505-03-001	06/03/22	\$ 6,691,560.00
New Construction	Sacramento	Natomas Unified	Natomas Pacific Pathways Preparatory Elementary School	54/75283-00-012	06/03/22	\$ 10,197,069.00
Rehabilitation	Sacramento	Natomas Unified	Natomas Pacific Pathways Preparatory Elementary School	54/75283-00-013	06/03/22	\$ 2,761,022.00
New Construction	San Diego	San Diego Unified	Kavod Charter School	54/68338-00-014	06/03/22	\$ 24,932,694.00
Rehabilitation	San Diego	San Diego Unified	Kavod Charter School	54/68338-00-013	06/03/22	\$ 8,209,293.00
New Construction	San Diego	San Diego Unified	Health Sciences	54/68338-00-010	06/03/22	\$ 52,457,756.00
Rehabilitation	San Diego	Chula Vista Elementary	Feaster Charter Modernization	54/68023-03-003	06/03/22	\$ 20,052,170.00
Rehabilitation	San Diego	Chula Vista Elementary	Mueller Charter Rehab	54/68023-00-003	06/03/22	\$ 14,043,278.00
<b>Total</b>						<b>\$ 265,398,662</b>

**School Facility Program Applications within Bond Authority\***  
**- in millions of dollars, as of May 31, 2023 -**



\*The projects on this report only represents completed applications that are awaiting Office of Public School Construction (OPSC) processing and scheduling to the State Allocation Board. It does not reflect the OPSC's complete workload or guarantee the project is within available bond authority.

\*\* Includes Facility Hardship Non-Seismic applications.

This list includes future workload that is identified as:

- Pending reflects workload that has been processed by OPSC but awaiting further information/documentation from the district.
- Reviewing reflects currently being processed by OPSC.

## **INFORMATION ITEM**

### **CALIFORNIA PRESCHOOL, TRANSITIONAL KINDERGARTEN AND FULL-DAY KINDERGARTEN FACILITIES GRANT PROGRAM (as of May 31, 2023)**

The applications on this list represent California Preschool, Transitional Kindergarten and Full-Day Kindergarten Facilities Grant Program projects in date order received through May 31, 2023. These applications have been received and are currently being reviewed by the Office of Public School Construction.

Published monthly in the SAB Agenda.

This report is also located on the [OPSC Website](#)



California Preschool, Transitional Kindergarten and Full-Day Kindergarten Facilities Grant Program  
- Workload as of May 31, 2023 -

District	County	Site Name	Application Number	OPSC Date Received	Estimated State Grant**	Financial Hardship**
ABC Unified	Los Angeles	Aloha Elementary	70/64212-00-001	3/2/2023	\$ 819,902.00	
ABC Unified	Los Angeles	Furgeson Elementary	70/64212-00-002	3/2/2023	\$ 819,902.00	
ABC Unified	Los Angeles	Hawaiian Elementary	71/64212-00-002	3/2/2023	\$ 190,187.00	
ABC Unified	Los Angeles	Melbourne Elementary	71/64212-00-003	3/2/2023	\$ 190,187.00	
ABC Unified	Los Angeles	Willow Elementary	71/64212-00-004	3/2/2023	\$ 190,187.00	
Adelanto Elementary	San Bernardino	Adelanto Elementary	70/67587-00-015	3/2/2023	\$ 2,733,005.00	
Adelanto Elementary	San Bernardino	Bradach Elementary	70/67587-00-022	3/2/2023	\$ 3,552,909.00	
Adelanto Elementary	San Bernardino	Eagle Ranch Elementary	70/67587-00-016	3/2/2023	\$ 4,919,411.00	
Adelanto Elementary	San Bernardino	El Mirage	70/67587-00-014	3/2/2023	\$ 1,366,503.00	
Adelanto Elementary	San Bernardino	George Visual and Perform,ing Arts Magnet and Middle	70/67587-00-012	3/2/2023	\$ 4,099,510.00	
Adelanto Elementary	San Bernardino	Gus Franklin Jr. STEM School	70/67587-00-019	3/2/2023	\$ 4,919,411.00	
Adelanto Elementary	San Bernardino	Magathan Elementary	70/67587-00-018	3/2/2023	\$ 5,466,012.00	
Adelanto Elementary	San Bernardino	Morgan Kincaid Prep	70/67587-00-020	3/2/2023	\$ 5,466,012.00	
Adelanto Elementary	San Bernardino	Theodore Vick Elementary	70/67587-00-021	3/2/2023	\$ 5,466,012.00	
Adelanto Elementary	San Bernardino	West Creek Elementary	70/67587-00-013	3/2/2023	\$ 5,466,012.00	
Adelanto Elementary	San Bernardino	Westside Park Elementary	70/67587-00-017	3/2/2023	\$ 4,919,411.00	
Alhambra Unified	Los Angeles	Garfield Elementary/ Scanlon Early Ed Ctr Consolidation	70/75713-00-002	2/24/2023	\$ 3,729,607.00	
Alisal Union	Monterey	Sanchez (Jesse G) Elementary	70/65961-00-029	3/2/2023	\$ 2,459,706.00	
Alisal Union	Monterey	Alisal Community	70/65961-00-032	3/2/2023	\$ 3,279,607.00	
Alisal Union	Monterey	Bardin Elementary	70/65961-00-034	3/2/2023	\$ 1,639,803.00	
Alisal Union	Monterey	Creekside Elementary	70/65961-00-027	3/2/2023	\$ 4,099,509.00	
Alisal Union	Monterey	Dr. Martin Luther King, Jr. Academy	70/65961-00-035	3/2/2023	\$ 4,099,509.00	
Alisal Union	Monterey	John Steinbeck Elementary	70/65961-00-031	3/2/2023	\$ 3,279,607.00	
Alisal Union	Monterey	Loya (Oscar F.) Elementary	70/65961-00-030	3/2/2023	\$ 1,639,803.00	
Alisal Union	Monterey	Monte Bella Elementary	70/65961-00-033	3/2/2023	\$ 3,279,607.00	
Alisal Union	Monterey	Virginia Rocca Barton Elementary	70/65961-00-028	3/2/2023	\$ 2,459,706.00	
Amador County Unified	Amador	Ione Elementary	70/73981-00-004	2/28/2023	\$ 3,279,607.00	
Amador County Unified	Amador	Jackson Elementary	70/73981-00-003	2/28/2023	\$ 2,459,706.00	
Anaheim Elementary	Orange	Price Elementary	70/66423-00-003	3/2/2023	\$ 10,658,724.00	
Arcadia Unified	Los Angeles	Baldwin Stocker Elementary	70/64261-00-011	2/14/2023	\$ 4,372,810.00	
Arcadia Unified	Los Angeles	Camino Grove Elementary	70/64261-00-007	2/14/2023	\$ 4,372,810.00	
Arcadia Unified	Los Angeles	Highland Oaks Elementary	70/64261-00-012	2/14/2023	\$ 4,372,810.00	
Arcadia Unified	Los Angeles	Holly Avenue Elementary	70/64261-00-010	2/14/2023	\$ 4,372,810.00	
Arcadia Unified	Los Angeles	Hugo Reid Elementary	70/64261-00-008	2/14/2023	\$ 3,826,208.00	
Arcadia Unified	Los Angeles	Longley Way Elementary	70/64261-00-009	2/14/2023	\$ 3,826,208.00	
Arcata	Humboldt	Arcata Elementary	70/62679-00-001	2/28/2023	\$ 834,564.00	\$ 278,188.00
Azusa Unified	Los Angeles	Dalton Elementary	70/64279-00-001	3/2/2023	\$ 2,459,706.00	
Azusa Unified	Los Angeles	Ellington Elementary	70/64279-00-002	3/2/2023	\$ 1,639,803.00	
Azusa Unified	Los Angeles	Hodge Elementary	70/64279-00-003	3/2/2023	\$ 2,459,706.00	
Azusa Unified	Los Angeles	Lee Elementary	70/64279-00-004	3/2/2023	\$ 3,279,607.00	
Azusa Unified	Los Angeles	Magnolia Elementary	70/64279-00-005	3/2/2023	\$ 3,279,607.00	
Azusa Unified	Los Angeles	Murray Elementary	70/64279-00-006	3/2/2023	\$ 4,099,509.00	
Azusa Unified	Los Angeles	Paramount Elementary	70/64279-00-007	3/2/2023	\$ 4,099,509.00	
Azusa Unified	Los Angeles	Powell Elementary	70/64279-00-008	3/2/2023	\$ 2,459,706.00	
Azusa Unified	Los Angeles	Valleydale Elementary	70/64279-00-009	3/2/2023	\$ 1,639,803.00	
Bakersfield City	Kern	Douglas K Fletcher Elementary	70/63321-00-002	3/2/2023	\$ 2,459,706.00	
Bakersfield City	Kern	Martin Luther King Jr Elementary	70/63321-00-003	3/2/2023	\$ 1,639,803.00	
Ballico-Cressey Elementary	Merced	Cressey Elementary	70/65649-00-001	3/2/2023	\$ 2,714,169.00	\$ 1,624,591.00
Banta Unified	San Joaquin	Banta Elementary	70/77388-00-001	3/2/2023	\$ 529,860.00	
Banta Unified	San Joaquin	NextGeneration STEAM Academy	71/77388-00-001	3/2/2023	\$ 2,474,369.00	
Belmont- Redwood Shores Elementary	San Mateo	Nesbit Elementary	70/68866-00-001	3/2/2023	\$ 2,459,706.00	

California Preschool, Transitional Kindergarten and Full-Day Kindergarten Facilities Grant Program  
- Workload as of May 31, 2023 -

District	County	Site Name	Application Number	OPSC Date Received	Estimated State Grant**	Financial Hardship**
Benicia Unified	Solano	Mary Farmer Elementary	70/70524-00-006	2/27/2023	\$ 4,049,259.00	
Benicia Unified	Solano	Robert Semple Elementary	70/70524-00-005	2/27/2023	\$ 2,429,556.00	
Beverly Hills Unified	Los Angeles	Hawthorne Elementary	70/64311-00-002	3/2/2023	\$ 5,466,012.00	
Beverly Hills Unified	Los Angeles	Horace Mann Elementary	71/64311-00-002	3/2/2023	\$ 1,865,401.00	
Big Springs Union Elementary	Siskiyou	Big Springs Elementary	70/70185-00-001	3/1/2023	\$ 1,381,165.00	\$ 824,789.00
Brawley Elementary	Imperial	JW Oakley	70/63073-00-001	3/2/2023	\$ 5,466,012.00	\$ 3,279,607.00
Brawley Elementary	Imperial	Miguel Hidalgo	70/63073-00-004	3/2/2023	\$ 3,552,909.00	\$ 1,912,405.00
Brawley Elementary	Imperial	Myron D. Witter	70/63073-00-002	3/2/2023	\$ 4,372,810.00	\$ 2,186,404.00
Brawley Elementary	Imperial	Phil D. Swing	70/63073-00-003	3/2/2023	\$ 4,372,810.00	\$ 2,186,404.00
Buellton Union Elementary	Santa Barbara	Oak Valley Elementary	70/69138-00-001	2/16/2023	\$ 834,546.00	
Buena Park Elementary	Orange	Carl E. Gilbert Elementary	70/66456-00-001	3/2/2023	\$ 7,105,816.00	
Calexico Unified	Imperial	Cesar Chavez Elementary	71/63099-00-001	3/2/2023	\$ 4,405,642.00	
Calexico Unified	Imperial	Kennedy Gardens Elementary	70/63099-00-001	3/2/2023	\$ 4,934,073.00	
Caliente Union Elementary	Kern	Piute Mountain Elementary	71/63388-00-001	3/2/2023	\$ 531,163.00	\$ 254,780.00
Calistoga Joint Unified	Napa	Calistoga Elementary	71/66241-00-001	2/15/2023	\$ 1,352,489.00	
Cascade Union Elementary	Shasta	Anderson Heights Elementary	70/69914-00-002	3/1/2023	\$ 1,654,466.00	
Cascade Union Elementary	Shasta	Meadow Lane Elementary	70/69914-00-001	3/1/2023	\$ 2,474,368.00	
Castle Rock Union Elementary	Shasta	Castle Rock Elementary	70/69922-00-001	3/1/2023	\$ 834,564.00	\$ 278,188.00
Castro Valley Unified	Alameda	Marshall Elementary	70/61150-00-002	2/17/2023	\$ 2,805,678.00	
Center Joint Unified	Sacramento	Dudley Elementary	70/73973-00-010	3/1/2023	\$ 8,199,018.00	
Ceres Unified	Stanislaus	Sam Vaughn Elementary	70/71043-00-004	2/24/2023	\$ 4,099,509.00	
Chico Unified	Butte	Emma Wilson Elementary	70/61424-00-016	2/17/2023	\$ 2,459,706.00	
Chico Unified	Butte	McManus (John A.) Elementary	70/61424-00-017	2/17/2023	\$ 4,934,073.00	
Chowchilla Elementary	Madera	Merle L Fuller Elementary	70/65193-00-002	2/27/2023	\$ 7,018,715.00	
Cloverdale Unified	Sonoma	Jefferson Elementary	70/70656-00-002	2/16/2023	\$ 5,490,450.00	\$ 3,294,270.00
Coachella Valley Unified	Riverside	Mecca Elementary	70/73676-00-002	3/1/2023	\$ 6,559,215.00	
Coalinga-Huron Unified	Fresno	Annie E. Cheney	70/62125-00-002	3/1/2023	\$ 2,459,706.00	
Colfax Elementary	Placer	Colfax Elementary	70/66795-00-001	3/1/2023	\$3,294,270.00	\$1,098,090.00
Colton Joint Unified	San Bernardino	Crestmore Elementary	70/67686-00-016	3/1/2023	\$ 3,542,548.00	
Colton Joint Unified	San Bernardino	Grimes Elementary	70/67686-00-014	3/1/2023	\$ 4,919,411.00	
Colton Joint Unified	San Bernardino	Terrace View Elementary	70/67686-00-017	3/2/2023	\$ 1,639,803.00	
Colton Joint Unified	San Bernardino	Wilson Elementary	70/67686-00-015	3/1/2023	\$ 3,279,607.00	
Columbia Elementary	Shasta	Columbia Elementary	70/69948-00-002	2/27/2023	\$ 8,213,681.00	
Colusa Unified	Colusa	James M. Burchfield Primary	70/61598-00-002	2/15/2023	\$ 7,393,779.00	
Compton Unified	Los Angeles	Kennedy Elementary	70/73437-00-001	3/2/2023	\$ 3,862,544.00	
Cotati-Rohnert Park Unified	Sonoma	Evergreen Elementary	70/73882-00-001	3/1/2023	\$ 1,654,466.00	
Cotati-Rohnert Park Unified	Sonoma	Marguerite Hahn Elementary	70/73882-00-002	3/1/2022	\$ 1,654,466.00	
Cotati-Rohnert Park Unified	Sonoma	Monte Vista Elementary	70/73882-00-003	3/1/2021	\$ 3,308,932.00	
Cotati-Rohnert Park Unified	Sonoma	John Reed Elementary	70/73882-00-004	3/1/2020	\$ 3,308,932.00	
Cotati-Rohnert Park Unified	Sonoma	University Elementary	71/73882-00-001	3/1/2019	\$ 262,941.00	
Cotati-Rohnert Park Unified	Sonoma	Thomas Page Academy	70/73882-00-005	3/1/2018	\$ 2,973,212.00	
Cotati-Rohnert Park Unified	Sonoma	Richard Crane Elementary	71/73882-00-002	3/1/2017	\$ 262,941.00	
Cucamonga Elementary	San Bernardino	Cucamonga Elementary	70/67694-00-002	3/2/2023	\$ 1,814,887.00	
Culver City Unified	Los Angeles	El Rincon Elementary	70/64444-00-004	3/1/2023	\$ 2,459,706.00	
Culver City Unified	Los Angeles	La Ballona Elementary	70/64444-00-003	3/1/2023	\$ 3,279,607.00	
Delano Union Elementary	Kern	Morningside Elementary	70/63404-00-010	3/2/2023	\$ 4,919,411.00	\$ 2,733,006.00
Delhi Unified	Merced	El Capitan Elementary	70/75366-00-002	3/1/2023	\$ 2,747,668.00	
Delhi Unified	Merced	Harmony Elementary	70/75366-00-003	3/1/2023	\$ 2,747,668.00	
Delhi Unified	Merced	Schendel Elementary	70/75366-00-001	3/1/2023	\$ 4,114,172.00	
Delphic Elementary	Siskiyou	Delphic Elementary	70/70227-00-001	2/28/2023	\$ 834,564.00	\$ 278,188.00
Desert Sands Unified	Riverside	Carter Elementary	71/67058-00-002	3/2/2023	\$ 524,646.00	

California Preschool, Transitional Kindergarten and Full-Day Kindergarten Facilities Grant Program  
- Workload as of May 31, 2023 -

District	County	Site Name	Application Number	OPSC Date Received	Estimated State Grant**	Financial Hardship**
Desert Sands Unified	Riverside	Lincoln Elementary	71/67058-00-001	3/2/2023	\$ 699,526.00	
Dinuba Unified	Tulare	Grand View Elementary	70/75531-00-006	2/28/2023	\$ 1,639,803.00	
Dinuba Unified	Tulare	Jefferson Elementary	70/75531-00-005	2/28/2023	\$ 2,459,706.00	
Dinuba Unified	Tulare	Kennedy Elementary	70/75531-00-004	2/28/2023	\$ 2,459,706.00	
Dinuba Unified	Tulare	Lincoln Elementary	70/75531-00-002	2/28/2023	\$ 4,919,411.00	
Dinuba Unified	Tulare	Roosevelt Elementary	70/75531-00-003	2/28/2023	\$ 2,459,706.00	
Dinuba Unified	Tulare	Wilson Elementary	70/75531-00-001	2/28/2023	\$ 3,279,607.00	
Douglas City Elementary	Trinity	Douglas City Elementary	70/71696-00-001	3/2/2023	\$ 262,941.00	\$ 87,646.00
Earlimart Elementary	Tulare	Earlimart Elementary	70/71902-00-002	2/28/2023	\$ 6,573,877.00	\$ 2,191,292.00
El Centro Elementary	Imperial	Harding Elementary	70/63123-00-009	3/2/2023	\$ 4,099,509.00	
El Centro Elementary	Imperial	Hedrick Elementary	70/63123-00-010	3/2/2023	\$ 2,459,706.00	
El Segundo Unified	Los Angeles	Richmond Street Elementary	70/64535-00-003	3/1/2023	\$ 6,559,215.00	
El Tejon Unified	Kern	Frazier Park Elementary	70/75168-00-002	3/1/2023	\$ 824,514.00	\$ 274,838.00
Escalon Unified	San Joaquin	CollegeVille Elementary	70/68502-00-003	3/1/2023	\$ 2,186,404.00	
Escalon Unified	San Joaquin	Dent Elementary	70/68502-00-001	3/1/2023	\$ 3,279,607.00	
Escalon Unified	San Joaquin	Farminton Elementary	70/68502-00-004	3/1/2023	\$ 1,366,503.00	
Escalon Unified	San Joaquin	Van Allen Elementary	70/68502-00-002	3/1/2023	\$ 1,639,803.00	
Esparto Unified	Yolo	Esparto Elementary	70/72686-00-002	3/2/2023	\$ 5,753,975.00	\$ 1,917,991.00
Eureka City	Humboldt	Grant Elementary	70/75515-00-002	3/1/2023	\$ 6,559,215.00	\$ 2,186,405.00
Firebaugh-Las Deltas Unified	Fresno	Hazel M Bailey Primary	70/73809-00-001	3/1/2023	\$ 9,853,485.00	\$ 5,470,900.00
Folsom Cordova Unified	Sacramento	Cordova Villa Elementary	70/67330-00-002	2/28/2023	\$ 1,639,803.00	
Folsom Cordova Unified	Sacramento	Theodore Judah Elementary	70/67330-00-001	2/28/2023	\$ 1,639,803.00	
Fontana Unified	San Bernardino	Beech Avenue Elementary	70/67710-00-051	2/28/2023	\$ 1,639,803.00	
Fontana Unified	San Bernardino	Canyon Crest Elementary	71/67710-00-029	3/1/2023	\$ 582,937.00	
Fontana Unified	San Bernardino	Cypress Elementary	70/67710-00-046	2/28/2023	\$ 2,459,706.00	
Fontana Unified	San Bernardino	Date Elementary	70/67710-00-052	3/1/2023	\$ 1,639,803.00	
Fontana Unified	San Bernardino	Dorothy Grant Innovations Academy	70/67710-00-049	2/28/2023	\$ 2,459,706.00	
Fontana Unified	San Bernardino	Hemlock Elementary	70/67710-00-048	3/1/2023	\$ 1,639,803.00	
Fontana Unified	San Bernardino	Juniper Elementary	71/67710-00-031	3/1/2023	\$ 582,937.00	
Fontana Unified	San Bernardino	Mango Elementary	70/67710-00-050	2/28/2023	\$ 525,881.00	
Fontana Unified	San Bernardino	North Tamarind Elementary	71/67710-00-030	3/1/2023	\$ 291,470.00	
Fontana Unified	San Bernardino	Oleander Elementary	71/67710-00-025	3/1/2023	\$ 2,459,706.00	
Fontana Unified	San Bernardino	Palmetto Elementary	70/67710-00-047	2/28/2023	\$ 2,459,706.00	
Fontana Unified	San Bernardino	Randall Pepper Elementary	71/67710-00-027	3/1/2023	\$ 1,165,875.00	
Fontana Unified	San Bernardino	Redwood Elementary	70/67710-00-053	3/1/2023	\$ 1,402,839.00	
Fontana Unified	San Bernardino	Sierra Lakes Elementary	70/67710-00-045	2/28/2023	\$ 2,459,706.00	
Fontana Unified	San Bernardino	Souht Tamarind Elementary	71/67710-00-026	3/1/2023	\$ 1,402,839.00	
Fontana Unified	San Bernardino	West Randall Elementary	71/67710-00-028	3/1/2023	\$ 291,470.00	
Forestville Union	Sonoma	Forestville Elementary & Academy	70/70680-00-002	2/28/2023	\$ 556,376.00	
Fowler Unified	Fresno	Marshall Elementary	70/62158-00-006	2/27/2023	\$ 9,838,823.00	
Franklin- McKinley Elementary	Santa Clara	Dahl Elementary	70/69450-00-011	3/1/2023	\$ 4,154,014.00	
Franklin- McKinley Elementary	Santa Clara	Hellyer Elementary	70/69450-00-009	3/1/2023	\$ 4,074,947.00	
Franklin- McKinley Elementary	Santa Clara	Kennedy Elementary	70/69450-00-010	3/1/2023	\$ 2,751,176.00	
Franklin- McKinley Elementary	Santa Clara	Meadows Elementary	70/69450-00-013	3/1/2023	\$ 3,917,051.00	
Franklin- McKinley Elementary	Santa Clara	Santee Elementary	70/69450-00-008	3/1/2023	\$ 1,931,273.00	
Franklin- McKinley Elementary	Santa Clara	Stonegate Elementary	70/69450-00-014	3/1/2023	\$ 3,580,083.00	
Franklin- McKinley Elementary	Santa Clara	Windmill Springs Elementary	70/69450-00-012	3/1/2023	\$ 3,917,051.00	
Freshwater Elementary	Humboldt	Freshwater Elementary	70/62828-00-001	3/1/2023	\$ 2,190,743.00	\$ 1,101,165.00
Fresno Unified	Fresno	Addams Elementary	70/62166-00-011	3/1/2023	\$ 3,826,208.00	
Fresno Unified	Fresno	Jefferson Elementary	71/62166-00-002	3/1/2023	\$ 262,941.00	
Garfield Elementary	Humboldt	Garfield Elementary	70/62836-00-001	3/1/2023	\$ 834,564.00	\$ 278,188.00

California Preschool, Transitional Kindergarten and Full-Day Kindergarten Facilities Grant Program  
- Workload as of May 31, 2023 -

District	County	Site Name	Application Number	OPSC Date Received	Estimated State Grant**	Financial Hardship**
General Shafter	Kern	General Shafter	70/63487-00-001	3/2/2023	\$ 824,514.00	\$ 274,838.00
Goleta Union Elementary	Santa Barbara	Brandon Elementary	70/69195-00-007	2/24/2023	\$ 2,459,706.00	
Goleta Union Elementary	Santa Barbara	El Camino Elementary	70/69195-00-006	2/24/2023	\$ 1,634,367.00	
Goleta Union Elementary	Santa Barbara	Kellog Elementary	70/69195-00-008	2/24/2023	\$ 1,634,367.00	
Greenfield Union Elementary	Monterey	Arroyo Seco Elementary	70/66035-00-004	2/27/2023	\$ 3,279,607.00	\$ 1,093,202.00
Greenfield Union Elementary	Monterey	Cesar Chavez Elementary	70/66035-00-005	3/1/2023	\$ 3,279,607.00	\$ 1,093,202.00
Greenfield Union School District	Kern	Fairview Elementary	70/63503-00-018	3/2/2023	\$ 7,558,617.00	
Greenfield Union School District	Kern	Granite Pointe Elementary	70/63503-00-021	3/2/2023	\$ 7,558,617.00	
Greenfield Union School District	Kern	Horizon Elementary	70/63503-00-020	3/2/2023	\$ 6,478,815.00	
Greenfield Union School District	Kern	Kendrick Elementary	70/63503-00-019	3/2/2023	\$ 6,748,765.00	
Greenfield Union School District	Kern	Prosperity Elementary	70/63503-00-016	3/2/2023	\$ 5,668,963.00	
Greenfield Union School District	Kern	Valle Verde Elementary	70/63503-00-017	3/2/2023	\$ 8,098,518.00	
Gridley Unified	Butte	Central TK/K Site	70/75507-00-001	3/1/2023	\$ 8,213,681.00	
Hacienda La Puente Unified	Los Angeles	Grazide Elementary	70/73445-00-004	3/2/2023	\$ 4,099,509.00	
Hacienda La Puente Unified	Los Angeles	Wedgeworth Elementary	70/73445-00-003	3/2/2023	\$ 4,099,509.00	
Hanford Elementary	Kings	Monore elementary	70/63917-00-005	2/17/2023	\$ 4,049,260.00	
Happy Camp Union Elementary	Siskiyou	Happy Camp Elementary	70/70334-00-001	3/2/2023	\$ 834,564.00	\$ 278,188.00
Happy Valley Union Elementary	Shasta	Happy Valley Primary	70/70011-00-002	3/1/2023	\$ 3,567,571.00	\$ 1,917,992.00
Hemet Unified	Riverside	Little Lake Elementary	70/67082-00-003	3/2/2023	\$ 4,919,411.00	
Hemet Unified	Riverside	Ramona Elementary	71/67082-00-004	3/2/2023	\$ 582,937.00	
Hemet Unified	Riverside	Whittier Elementary	70/67082-00-004	3/2/2023	\$ 1,748,812.00	
Hemet Unified	Riverside	Winchester Elementary	71/67082-00-003	3/2/2023	\$ 1,639,803.00	
Hermosa Beach City	Los Angeles	Hermosa View Elementary	70/64600-00-002	3/1/2023	\$ 2,397,450.00	
Hilmar Unified	Merced	New K-2 Site	70/65698-00-002	3/1/2023	\$ 834,564.00	\$ 278,188.00
Holtville Unified	Imperial	Finley Elementary	70/63149-00-001	2/24/2023	\$ 4,397,248.00	
Horicon Elementary	Sonoma	Horicon Elementary	70/70763-00-002	2/28/2023	\$ 1,654,466.00	
Hornbrook Elementary	Siskiyou	Hornbrook Elementary	70/70359-00-001	3/1/2023	\$ 834,564.00	
Howell Mountain Elementary	Napa	Howell Mountain Elementary	70/66258-00-002	2/27/2023	\$ 2,474,368.00	
Hueneme Elementary	Ventura	Ansgar Larsen Elementary	70/72462-00-003	2/15/2023	\$ 4,919,411.00	
Hueneme Elementary	Ventura	Art Haycox Elementary	70/72462-00-004	2/15/2023	\$ 7,393,779.00	
Imperial Unified	Imperial	Ben Hulse Elementary	70/63164-00-002	2/15/2023	\$ 6,012,613.00	
Inglewood Unified	Los Angeles	Oak Street Elementary	70/64634-00-004	2/27/2023	\$ 5,668,963.00	
Island Union	Kings	Island Elementary	70/63933-00-004	2/27/2023	\$ 1,634,367.00	\$ 544,789.00
Johnstonville Elementary	Lassen	Johnstonville Elementary	70/64113-00-001	2/28/2023	\$ 1,390,940.00	\$ 834,564.00
Junction City Elementary	Trinity	Junction City Elementary	70/71738-00-001	3/2/2023	\$ 834,564.00	\$ 278,188.00
Junction Elementary	Shasta	Junction Elementary	70/70045-00-001	3/1/2023	\$ 4,934,074.00	
Jurupa Unified	Riverside	Pedley Elementary	70/67090-00-005	2/27/2023	\$ 5,739,312.00	
Jurupa Unified	Riverside	Rustic Lane Elementary	70/67090-00-006	2/27/2023	\$ 4,099,509.00	
Jurupa Unified	Riverside	Troth Elementary	70/67090-00-007	3/2/2023	\$ 3,279,607.00	
Kentfield Elementary	Marin	Bacich Elementary	71/65334-00-002	3/2/2023	\$ 2,338,268.00	
Keppel Union Elementary	Los Angeles	Antelope Elementary	70/64642-00-001	3/2/2023	\$ 3,279,607.00	
King City Union	Monterey	Del Rey Elementary	71/66050-00-002	3/2/2023	\$ 525,881.00	
King City Union	Monterey	King City Arts Magnet	71/66050-00-001	3/2/2023	\$ 899,612.00	
King City Union	Monterey	Santa Lucia Elementary	71/66050-00-003	3/2/2023	\$ 899,612.00	
Kings River Union Elementary	Tulare	Kings River Elementary	70/71969-00-001	3/1/2023	\$ 2,190,743.00	\$ 1,101,165.00
Kit Carson Union Elementary	Kings	Kit Carson Elementary	70/63958-00-004	3/1/2023	\$ 2,444,218.00	
La Mesa-Spring Valley	San Diego	Avondale Elementary	71/68197-00-032	3/2/2023	\$ 582,937.00	
La Mesa-Spring Valley	San Diego	Bancroft Elementary	71/68197-00-021	3/2/2023	\$ 874,407.00	
La Mesa-Spring Valley	San Diego	Case De Oro Elementary	71/68197-00-028	3/2/2023	\$ 1,107,583.00	
La Mesa-Spring Valley	San Diego	Fletcher Hills Elementary	71/68197-00-023	3/2/2023	\$ 1,399,051.00	
La Mesa-Spring Valley	San Diego	Highlands Elementary	71/68197-00-027	3/2/2023	\$ 1,107,583.00	

California Preschool, Transitional Kindergarten and Full-Day Kindergarten Facilities Grant Program  
- Workload as of May 31, 2023 -

District	County	Site Name	Application Number	OPSC Date Received	Estimated State Grant**	Financial Hardship**
La Mesa-Spring Valley	San Diego	Kempton Street Literacy Academy	71/68197-00-018	3/2/2023	\$ 1,632,225.00	
La Mesa-Spring Valley	San Diego	La Presa Elementary	71/68197-00-030	3/2/2023	\$ 874,407.00	
La Mesa-Spring Valley	San Diego	La Mesa Dale Elementary	71/68197-00-024	3/2/2023	\$ 1,399,051.00	
La Mesa-Spring Valley	San Diego	Lemon Avenue	71/68197-00-019	3/2/2023	\$ 1,340,757.00	
La Mesa-Spring Valley	San Diego	Loma Elementary	71/68197-00-033	3/2/2023	\$ 582,937.00	
La Mesa-Spring Valley	San Diego	Maryland Avenue Elementary	71/68197-00-026	3/2/2023	\$ 932,700.00	
La Mesa-Spring Valley	San Diego	Murdock Elementary	71/68197-00-020	3/2/2023	\$ 1,807,107.00	
La Mesa-Spring Valley	San Diego	Murray Manor Elementary	71/68197-00-022	3/2/2023	\$ 1,399,051.00	
La Mesa-Spring Valley	San Diego	Northmont Elementary	71/68197-00-031	3/2/2023	\$ 1,107,583.00	
La Mesa-Spring Valley	San Diego	Rancho Elementary	71/68197-00-034	3/2/2023	\$ 816,113.00	
La Mesa-Spring Valley	San Diego	Rolando Elementary	71/68197-00-025	3/2/2023	\$ 874,407.00	
La Mesa-Spring Valley	San Diego	Sweetwater Springs Elementary	71/68197-00-029	3/2/2023	\$ 1,107,583.00	
Lakeport Unified	Lake	Lakeport Elementary	70/64030-00-001	2/28/2023	\$ 3,294,270.00	
Lakeside Union	Kern	Donald E. Suburu Elementary	70/63552-00-003	2/17/2023	\$ 5,683,626.00	
Lakeside Union	Kern	Lakeside Elementary	70/63552-00-004	2/22/2023	\$ 3,254,070.00	
Lamont Elementary	Kern	Alicante Elementary	70/63560-00-005	2/27/2023	\$ 6,559,215.00	\$ 2,186,405.00
Lancaster	Los Angeles	Sunnydale Elementary	70/64667-00-001	3/2/2023	\$ 5,466,012.00	
Las Virgenes Unified	Los Angeles	Bay Laurel Elementary	70/64683-00-003	2/28/2023	\$ 1,082,843.00	
Le Grand Union Elementary	Merced	Le Grand Elementary	70-65722-00-002	2/14/2023	\$ 834,564.00	
Lemon Grove	San Diego	Palm Middle	70/68205-00-002	2/21/2023	\$ 9,838,822.00	\$ 5,466,012.00
Lemoore Union Elementary	Kings	Meadow Lane Elementary	70/63974-00-002	3/2/2023	\$ 2,969,457.00	
Lindsay Unified	Tulare	Jefferson Elementary	70/71993-00-011	2/27/2023	\$ 4,372,810.00	\$ 2,186,404.00
Little Lake Elementary	Los Angeles	Jersey Avenue Elementary	71/64717-00-001	3/2/2023	\$ 793,290.00	
Live Oak Elementary	Santa Cruz	Green Acres Elementary	70/69765-00-001	3/2/2023	\$ 1,634,367.00	
Livingston Union	Merced	Selma Herndon Elementary	70/65748-00-003	2/24/2023	\$ 2,474,368.00	
Loomis Union	Placer	Franklin Elementary	70/66845-00-002	3/1/2023	\$ 3,567,571.00	
Loomis Union	Placer	Loomis Grammer	70/66845-00-001	3/1/2023	\$ 1,381,165.00	
Loomis Union	Placer	Penryn Elementary	71/66845-00-001	3/1/2023	\$ 589,455.00	
Los Angeles Unified	Los Angeles	Amestoy Elementary	70/64733-00-003	3/2/2023	\$ 3,359,992.00	
Los Angeles Unified	Los Angeles	Franklin Elementary	70/64733-00-004	3/2/2023	\$ 2,239,995.00	
Los Banos Unified	Merced	New Preschool and TK Complex	70/65755-00-003	3/2/2023	\$ 6,559,215.00	
Los Nietos	Los Angeles	Aeolian Elementary	71/64758-00-007	3/2/2023	\$ 582,937.00	
Los Nietos	Los Angeles	Nelson Elementary	71/64758-00-006	3/2/2023	\$ 582,937.00	
Los Nietos	Los Angeles	Rancho Santa Gertrudes	71/64758-00-008	3/2/2023	\$ 582,937.00	
Lucia Mar Unified	San Luis Obispo	Branch Elementary	70/68759-00-009	2/27/2023	\$ 1,634,367.00	
Lucia Mar Unified	San Luis Obispo	Fairgrove Elementary (Aka North Oceano Elem.)	70/68579-00-010	2/27/2023	\$ 1,634,367.00	
Lucia Mar Unified	San Luis Obispo	Ocean View Elementary	70/68759-00-011	2/27/2023	\$ 1,634,367.00	
Luther Burbank	Santa Clara	Luther Burbank Elementary	70/69542-00-004	3/2/2023	\$ 3,294,270.00	
Madera Unified	Madera	Alpha Elementary	70/65243-00-007	2/1/2023	\$ 1,830,375.00	
Madera Unified	Madera	John J Pershing Elementary	70/65243-00-006	2/1/2023	\$ 1,830,375.00	
Madera Unified	Madera	Virginia Lee Rose Elementary	70/65243-00-005	2/1/2023	\$ 1,830,375.00	
Manteca Unified	San Joaquin	Earl Education Center (Lathrop)	70/68593-00-001	3/2/2023	\$ 13,118,430.00	
Manteca Unified	San Joaquin	Early Education Center (Manteca)	70/68593-00-002	3/2/2023	\$ 13,118,430.00	
Mark Twain Union Elementary	Calaveras	Copperopolis Elementary	70/61572-00-004	2/7/2023	\$ 1,830,375.00	
Mark Twain Union Elementary	Calaveras	Mark Twain Elementary	70/61572-00-003	2/7/2023	\$ 2,981,080.00	
Marysville Joint Unified	Yuba	Covillia Elementary	71/72736-00-001	2/27/2023	\$ 1,314,703.00	
McFarland Unified	Kern	Browning Road STEAM Academy	70/73908-00-002	2/28/2023	\$ 3,549,284.00	\$ 1,909,480.00
McSwain Union Elementary	Merced	McSwain Elementary	70/65763-00-002	2/22/2023	\$ 1,654,466.00	
Mendota Unified	Fresno	Mendota Elementary	70/75127-00-002	3/2/2023	\$ 3,279,607.00	
Mendota Unified	Fresno	Mendota Preschool	70/75127-00-001	3/2/2023	\$ 3,279,607.00	
Menifee Union	Riverside	Evans Ranch Elementary	70/67116-00-012	3/1/2023	\$ 5,739,312.00	

California Preschool, Transitional Kindergarten and Full-Day Kindergarten Facilities Grant Program  
- Workload as of May 31, 2023 -

District	County	Site Name	Application Number	OPSC Date Received	Estimated State Grant**	Financial Hardship**
Menifee Union	Riverside	Harvest Hill STEAM Academy	70/67116-00-014	3/1/2023	\$ 4,099,509.00	
Menifee Union	Riverside	Southshore Elementary	70/67116-00-013	3/1/2023	\$ 4,919,411.00	
Merced City	Merced	Burbank Elementary	70/65771-00-003	3/2/2023	\$ 4,246,913.00	
Merced City	Merced	Chenoweth Elementary	70/65771-00-004	3/2/2023	\$ 4,236,555.00	
Merced City	Merced	Franklin Elementary	70/65771-00-002	3/2/2023	\$ 5,718,593.00	
Merced City	Merced	Fremont Elementary	70/65771-00-005	3/2/2023	\$ 3,143,352.00	
Merced City	Merced	Muir Elementary	70/65771-00-006	3/2/2023	\$ 3,826,208.00	
Merced City	Merced	Sheehy Elementary	70/65771-00-007	3/2/2023	\$ 2,323,449.00	
Mill Valley Elementary	Marin	Old Mill Elementary	70/65391-00-003	2/24/2023	\$ 1,654,466.00	
Mill Valley Elementary	Marin	Park Elementary	70/65391-00-004	2/24/2023	\$ 1,654,466.00	
Mill Valley Elementary	Marin	Strawberry Point Elementary	70/65391-00-001	2/24/2023	\$ 1,654,466.00	
Mill Valley Elementary	Marin	Tam Valley Elementary	70/65391-00-002	2/24/2023	\$ 1,654,466.00	
Miller Creek Elementary	Marin	Lucas Valley Elementary	70/65318-00-004	2/24/2023	\$ 2,474,368.00	
Miller Creek Elementary	Marin	Mary E Silveira Elementary	70/65318-00-003	2/24/2023	\$ 2,757,443.00	
Miller Creek Elementary	Marin	Vallecito Elementary	70/65318-00-002	2/24/2023	\$ 3,030,744.00	
Millville Elementary	Shasta	Millville Elementary	70/70052-00-001	3/1/2023	\$ 1,072,954.00	\$ 437,115.00
Montague Elementary	Siskiyou	Montague Elementary	70/70417-00-001	3/1/2023	\$ 834,564.00	\$ 278,188.00
Montebello Unified	Los Angeles	Bandini Elementary	71/64808-00-013	3/1/2023	\$ 262,941.00	
Montebello Unified	Los Angeles	Bell Gardens Elementary	71/64808-00-006	3/1/2023	\$ 262,941.00	
Montebello Unified	Los Angeles	Bella Vista Elementary	71/64808-00-012	3/1/2023	\$ 262,941.00	
Montebello Unified	Los Angeles	Cesar Chavez Elementary	71/64808-00-005	3/1/2023	\$ 262,941.00	
Montebello Unified	Los Angeles	Fremont Elementary	71/64808-00-009	3/1/2023	\$ 262,941.00	
Montebello Unified	Los Angeles	Garfield Elementary	71/64808-00-003	3/1/2023	\$ 262,941.00	
Montebello Unified	Los Angeles	Greenwood Elementary	71/64808-00-001	3/1/2023	\$ 262,941.00	
Montebello Unified	Los Angeles	Joseph A Gascon Elementary	71/64808-00-010	3/1/2023	\$ 262,941.00	
Montebello Unified	Los Angeles	La Merced Elementary	71/64808-00-016	3/1/2023	\$ 262,941.00	
Montebello Unified	Los Angeles	Montebello Gardens Elementary	71/64808-00-002	3/1/2023	\$ 262,941.00	
Montebello Unified	Los Angeles	Montebello Park Elementary	71/64808-00-004	3/1/2023	\$ 262,941.00	
Montebello Unified	Los Angeles	Potrero Heights Elementary	71/64808-00-017	3/1/2023	\$ 262,941.00	
Montebello Unified	Los Angeles	Rosewood Park Elementary	71/64808-00-011	3/1/2023	\$ 262,941.00	
Montebello Unified	Los Angeles	Suva Elementary	71/64808-00-008	3/1/2023	\$ 262,941.00	
Montebello Unified	Los Angeles	Washington Elementary	71/64808-00-014	3/1/2023	\$ 262,941.00	
Montebello Unified	Los Angeles	Wilcox Elementary	71/64808-00-015	3/1/2023	\$ 262,941.00	
Montebello Unified	Los Angeles	Winter Gardens Elementary	71/64808-00-007	3/1/2023	\$ 262,941.00	
Monterey Peninsula Unified	Monterey	J.C. Crumpton Elementary	70/66092-00-002	3/1/2023	\$ 1,639,803.00	
Monterey Peninsula Unified	Monterey	Monte Vista Elementary	71/66092-00-002	3/1/2023	\$ 1,352,489.00	
Morgan Hill Unified	Santa Clara	El Toro Health and Science Academy	70/69583-00-016	3/2/2023	\$ 539,901.00	
Morgan Hill Unified	Santa Clara	Jackson Academy of Music and Math	70/69583-00-012	3/2/2023	\$ 1,619,703.00	
Morgan Hill Unified	Santa Clara	Los Paseos Elementary	70/69583-00-013	3/2/2023	\$ 1,619,703.00	
Morgan Hill Unified	Santa Clara	Nordstrom Elementary	70/69583-00-011	3/2/2023	\$ 2,699,506.00	
Morgan Hill Unified	Santa Clara	P.A. Walsh Steam Academy	70/69583-00-010	3/2/2023	\$ 1,619,703.00	
Morgan Hill Unified	Santa Clara	Paradise Valley Engineering Academy	70/69583-00-014	3/2/2023	\$ 1,619,703.00	
Morgan Hill Unified	Santa Clara	San Martin/Gwinn Environmental Acad	70/69583-00-015	3/2/2023	\$ 1,079,802.00	
Mount Pleasant Elementary	Santa Clara	Ida Jew Academies	70/69617-00-006	3/2/2023	\$ 1,654,466.00	\$ 551,488.00
Mount Pleasant Elementary	Santa Clara	Mt. Pleasant Elementary	70/69617-00-004	3/2/2023	\$ 4,934,073.00	\$ 1,644,691.00
Mount Pleasant Elementary	Santa Clara	Robert Sanders Elementary	70/69617-00-005	3/2/2023	\$ 3,294,270.00	\$ 1,098,090.00
Mountain Empire Unified	San Diego	Campo Elementary	70/68213-00-012	3/2/2023	\$ 3,279,607.00	\$ 1,093,202.00
Mountain Empire Unified	San Diego	Clover Flat Elementary	70/68213-00-011	3/2/2023	\$ 1,639,803.00	\$ 546,601.00
Mountain Empire Unified	San Diego	Descanso Elementary	70/68213-00-009	3/2/2023	\$ 1,639,803.00	\$ 546,601.00
Mountain Empire Unified	San Diego	Potrero Elementary	70/68213-00-010	3/2/2023	\$ 1,639,803.00	\$ 546,601.00
Mountain View Elementary	Los Angeles	Miramonte Elementary	70/64816-00-003	3/2/2023	\$ 4,099,509.00	

California Preschool, Transitional Kindergarten and Full-Day Kindergarten Facilities Grant Program  
- Workload as of May 31, 2023 -

District	County	Site Name	Application Number	OPSC Date Received	Estimated State Grant**	Financial Hardship**
Mountain View Elementary	Los Angeles	Willard F Payne Elementary	70/64816-00-004	3/2/2023	\$ 3,279,607.00	
Mountain View Whisman	Santa Clara	Gabriela Mistral Elementary	70/69591-00-001	3/1/2023	\$ 2,459,706.00	
Mountain View Whisman	Santa Clara	Mariano Castro Elementary	70/69591-00-002	3/1/2023	\$ 819,902.00	
Muroc Joint Unified	Kern	West Boron Elementary	71/63685-00-002	3/2/2023	\$ 462,156.00	
Napa Valley Unified	Napa	McPherson Elementary	70/66266-00-002	2/28/2023	\$ 3,549,284.00	
Natomas Unified	Sacramento	Natomas Park Elementary	70/75283-00-002	2/15/2023	\$ 1,654,466.00	
Newman-Crows Landing Unified	Stanislaus	Von Renner Elementary	71/73601-00-001	2/9/2023	\$ 513,506.00	
North County Joint Union Elementary	San Benito	Spring Grove Elementary	70/67504-00-001	3/2/2023	\$ 1,654,466.00	
Nuestro Elementary	Sutter	Nuestro Elementary	70/71423-00-001	2/15/2023	\$ 1,390,940.00	\$ 834,564.00
Orange Center Elementary	Fresno	Orange Center Elementary	70/62331-00-001	3/2/2023	\$ 1,634,367.00	
Orange Unified	Orange	Palmyra Elementary	71/66621-00-002	3/1/2023	\$ 525,881.00	
Orcutt Union Elementary	Santa Barbara	Nightingale Elementary	70/69260-00-002	3/2/2023	\$ 4,919,411.00	\$ 1,639,803.00
Orland Joint Unified	Glenn	Mill Street Elementary	70/75481-00-002	2/15/2023	\$ 7,130,254.00	
Oxnard	Ventura	Marina West Elementary	70/72538-00-010	3/1/2023	\$ 7,625,418.00	
Pacifica	San Mateo	Ortega Elementary	70/68932-00-005	2/15/2023	\$ 4,646,111.00	
Pacifica	San Mateo	Sunset Ridge Elementary	70/68932-00-006	2/15/2023	\$ 4,099,510.00	
Pacifica	San Mateo	Vallemar Elementary	70/68932-00-004	2/15/2023	\$ 4,099,510.00	
Palermo Union Elementary	Butte	Helen Wilcox Elementary	70/61523-00-002	2/27/2023	\$ 3,294,270.00	
Palm Springs Unified	Riverside	Landau Elementary	70/67173-00-003	2/27/2023	\$ 3,279,607.00	
Palo Verde Unified	Riverside	Felix J Appleby Elementary	70/67181-00-003	3/2/2023	\$ 1,639,803.00	
Palo Verde Unified	Riverside	Margaret White Elementary	70/67181-00-001	3/2/2023	\$ 3,006,307.00	
Palo Verde Unified	Riverside	Ruth Brown Elementary	70/67181-00-002	3/2/2023	\$ 3,006,307.00	
Palos Verdes Peninsula Unified	Los Angeles	Dapplegray Elementary	70/64865-00-002	3/2/2023	\$ 4,919,411.00	
Palos Verdes Peninsula Unified	Los Angeles	MiraCatalina Elementary	70/64865-00-005	3/2/2023	\$ 4,099,509.00	
Palos Verdes Peninsula Unified	Los Angeles	Montemalaga Elementary	70/64865-00-004	3/2/2023	\$ 4,099,509.00	
Palos Verdes Peninsula Unified	Los Angeles	Silver Spur Elementary	70/64865-00-001	3/2/2023	\$ 4,099,509.00	
Palos Verdes Peninsula Unified	Los Angeles	Vista Grande Elementary	70/64865-00-003	3/2/2023	\$ 3,279,607.00	
Panama-Buena Vista Union	Kern	Louise Sandrini Elementary	70/63362-00-002	3/2/2023	\$ 3,239,407.00	
Paradise Unified	Butte	Cedarwood Elementary	70/61531-00-004	2/16/2023	\$ 834,546.00	
Paradise Unified	Butte	Paradise Ridge Elementary	70/61531-00-006	2/16/2023	\$ 2,757,444.00	
Paradise Unified	Butte	Pine Ridge Elementary	70/61531-00-005	2/16/2023	\$ 1,937,542.00	
Pierce Joint Unified	Colusa	Arbuckle Elementary	70/61614-00-002	2/17/2023	\$ 3,294,270.00	
Piner-Olivet Union	Sonoma	Olivet Elementary	70/70870-00-002	2/16/2023	\$ 3,294,270.00	
Pittsburg Unified	Contra Costa	Los Medanos	70/61788-00-003	2/14/2023	\$ 2,459,706.00	
Placerville Union	El Dorado	Louisiana Schnell Elementary	70/61952-00-003	2/17/2023	\$ 4,123,947.00	
Placerville Union	El Dorado	Sierra Elementary	70/61952-00-004	2/17/2023	\$ 4,123,947.00	
Plumas Lake Elementary	Yuba	Cobblestone Elementary	70/72744-00-004	2/17/2023	\$ 5,490,450.00	
Plumas Lake Elementary	Yuba	Rio Del Oro Elementary	70/72744-00-003	2/17/2023	\$ 4,943,849.00	
Porterville Unified	Tulare	Santa Fe Elementary	70/75523-00-003	2/27/2023	\$ 8,728,595.00	
Red Bluff Union Elementary	Tehama	Bidwell Elementary	70/71621-00-002	3/1/2023	\$ 2,440,500.00	
Redding	Shasta	Bonny View Elementary	70/70110-00-005	2/28/2023	\$ 3,006,307.00	
Redding	Shasta	Cypress Elementary	70/70110-00-006	2/28/2023	\$ 1,639,803.00	
Redding	Shasta	Manzanita Elementary	70/70110-00-004	2/28/2023	\$ 4,919,411.00	
Reeds Creek Elementary	Tehama	Reeds Creek Elementary	70/71647-00-001	2/27/2023	\$ 1,634,367.00	\$ 544,789.00
Reef Sunset Unified	Kings	Kettleman City Elementary	70/73932-00-004	2/28/2023	\$ 4,369,185.00	\$ 2,182,780.00
Rialto Unified	San Bernardino	Dollahan Elementary	70/67850-00-010	3/2/2023	\$ 788,822.00	
Rialto Unified	San Bernardino	Morris Elementary	70/67850-00-011	3/2/2023	\$ 788,822.00	
Rialto Unified	San Bernardino	Trapp Elementary	70/67850-00-012	3/2/2023	\$ 1,639,803.00	
Richland Union Elementary	Kern	Sequoia Elementary	70/63578-00-002	3/1/2023	\$ 3,826,208.00	
Riverdale Joint Unified	Fresno	Fipps Primary	70/75408-00-002	3/2/2023	\$ 3,294,270.00	
Robla Elementary	Sacramento	Main Avenue Elementary	70/67421-00-008	3/2/2023	\$ 5,753,975.00	\$ 1,917,991.00

California Preschool, Transitional Kindergarten and Full-Day Kindergarten Facilities Grant Program  
- Workload as of May 31, 2023 -

District	County	Site Name	Application Number	OPSC Date Received	Estimated State Grant**	Financial Hardship**
Roseland Elementary	Sonoma	Roseland Elementary	70/70904-00-002	2/24/2023	\$ 2,474,368.00	
Salinas City Elementary	Monterey	Lonma Vista Elementary	70/66142-00-007	3/1/2023	\$ 2,459,706.00	
Salinas City Elementary	Monterey	Los Padres Elementary	70/66142-00-006	3/1/2023	\$ 3,279,607.00	
San Bruno Park	San Mateo	Belle Air Elementary	70/69013-00-006	2/17/2023	\$ 3,294,270.00	
San Bruno Park	San Mateo	John Muir Elementary	70/69013-00-004	2/17/2023	\$ 4,934,073.00	
San Bruno Park	San Mateo	Portola Elementary	70/69013-00-005	2/17/2023	\$ 3,294,270.00	
San Gabriel Unified	Los Angeles	Wilson Elementary	70/75291-00-002	2/8/2023	\$ 1,639,803.00	
San Lorenzo Unified	Alameda	Lorenzo Manor Elementary	70/69807-00-003	3/2/2023	\$ 9,018,921.00	
San Lorenzo Valley Unified	Santa Cruz	Boulder Creek Elementary	70/69807-00-004	3/2/2023	\$ 4,063,921.00	
San Lorenzo Valley Unified	Santa Cruz	San Lorenzo Valley Elementary	70/69807-00-003	3/2/2023	\$ 4,063,921.00	
San Luis Coastal Unified	San Luis Obispo	Baywood Elementary	70/68809-00-006	2/17/2023	\$ 3,006,307.00	
San Luis Coastal Unified	San Luis Obispo	Bishops Peak Elementary	71/68809-00-002	2/17/2023	\$ 1,049,287.00	
San Luis Coastal Unified	San Luis Obispo	Del Mar Elementary	70/68809-00-005	2/17/2023	\$ 2,496,041.00	
San Luis Coastal Unified	San Luis Obispo	Pacheco Elementary	70/68809-00-004	2/17/2023	\$ 2,102,365.00	
San Miguel Joint Union	San Luis Obispo	Cappy Culver Elementary	70/68825-00-002	3/1/2023	\$ 2,474,368.00	
San Miguel Joint Union	San Luis Obispo	Larson Elementary	70/68825-00-001	3/1/2023	\$ 4,114,172.00	
Sanger Unified	Fresno	Madison Elementary	70/62414-00-013	2/15/2023	\$ 1,654,466.00	
Sanger Unified	Fresno	New Elementary	70/62414-00-012	2/15/2023	\$ 5,739,312.00	
Santa Maria-Bonita	Santa Barbara	Adam (William Laird) Elementary	70/69120-00-001	3/2/2023	\$ 2,539,415.00	
Santa Maria-Bonita	Santa Barbara	Alvin Elementary	70/69120-00-002	3/2/2023	\$ 5,739,312.00	
Santa Maria-Bonita	Santa Barbara	Arellanes (Don Juan Bautista)	70/69120-00-003	3/2/2023	\$ 1,639,803.00	
Santa Maria-Bonita	Santa Barbara	Battles (Goerge Washington) Elementary	70/69120-00-004	3/2/2023	\$ 5,739,312.00	
Santa Maria-Bonita	Santa Barbara	Bill Libbon Elementary	70/69120-00-005	3/2/2023	\$ 3,279,607.00	
Santa Maria-Bonita	Santa Barbara	Bonita Elementary	70/69120-00-006	3/2/2023	\$ 5,445,292.00	
Santa Maria-Bonita	Santa Barbara	Bruce (Robert) Elementary	71/69120-00-001	3/2/2023	\$ 2,103,525.00	
Santa Maria-Bonita	Santa Barbara	Fairlawn Elementary	70/69120-00-007	3/2/2023	\$ 2,691,565.00	
Santa Maria-Bonita	Santa Barbara	Jimenez Roberto and Dr. Francisco Elementary	70/69120-00-008	3/2/2023	\$ 4,625,390.00	
Santa Maria-Bonita	Santa Barbara	Juan Pacifico Ontiveros	70/69120-00-012	3/2/2023	\$ 5,739,312.00	
Santa Maria-Bonita	Santa Barbara	Liberty Elementary	70/69120-00-009	3/2/2023	\$ 2,539,415.00	
Santa Maria-Bonita	Santa Barbara	Miller (Isaac) Elementary	70/69120-00-010	3/2/2023	\$ 2,691,565.00	
Santa Maria-Bonita	Santa Barbara	Oakley Elementary	70/69120-00-011	3/2/2023	\$ 6,559,215.00	
Santa Maria-Bonita	Santa Barbara	Rice (William) Elementary	70/69120-00-013	3/2/2023	\$ 6,559,215.00	
Santa Maria-Bonita	Santa Barbara	Sanchez (David J.)	70/69120-00-016	3/2/2023	\$ 3,279,607.00	
Santa Maria-Bonita	Santa Barbara	Taylor (Ida Redmond) Elementary	70/69120-00-014	3/2/2023	\$ 4,625,390.00	
Santa Maria-Bonita	Santa Barbara	Tunnell (Martin Luther) Elementary	70/69120-00-015	3/2/2023	\$ 5,739,312.00	
Santa Paula Unified	Ventura	Barbara Webster Elementary	70/76828-00-002	3/2/2023	\$ 3,279,607.00	
Santa Paula Unified	Ventura	Blanchard Elementary	70/76828-00-001	3/2/2023	\$ 3,279,607.00	
Santa Paula Unified	Ventura	Thelma Bedell Elementary	70/76828-00-003	3/2/2023	\$ 3,279,607.00	
Santa Rtia Union Elementary	Monterey	La Joya Elementary	70/66191-00-002	3/2/2023	\$ 4,372,810.00	
Santa Rtia Union Elementary	Monterey	McKinnon Elementary	70/66191-00-004	3/2/2023	\$ 2,459,706.00	
Santa Rtia Union Elementary	Monterey	New Republic Elementary	70/66191-00-003	3/2/2023	\$ 3,279,607.00	
Santa Rtia Union Elementary	Monterey	Santa Rita Elementary	70/66191-00-001	3/2/2023	\$ 3,826,208.00	
Sausalito- Marin City	Marin	Bayside Martin Luther King Jr Academy	70/65474-00-002	3/1/2023	\$ 2,747,668.00	
Sebastopol Union	Sonoma	Park Side School	70/70938-00-001	3/2/2023	\$ 556,376.00	
Selma Unified	Fresno	Jackson Elementary	70/62430-00-015	3/1/2023	\$ 3,279,607.00	
Selma Unified	Fresno	Roosevelt Elementary	70/62430-00-016	3/1/2023	\$ 3,279,607.00	
Semitropic Elementary	Kern	Semitropic Elementary	70/63768-00-002	2/14/2023	\$ 1,374,190.00	
Sierra Sands Unified	Kern	Faller Elementary	70/73742-00-002	2/28/2023	\$ 819,902.00	
Soledad Unified	Monterey	San Vicente Elementary	70/75440-00-002	2/28/2023	\$ 3,279,607.00	
South Fork Union	Kern	South Fork Elementary	71/63784-00-001	3/2/2023	\$ 532,398.00	\$ 177,466.00
Southern Humboldt Unified	Humboldt	Casterlin Elementary	70/63040-00-001	3/1/2023	\$ 1,381,165.00	



California Preschool, Transitional Kindergarten and Full-Day Kindergarten Facilities Grant Program  
- Workload as of May 31, 2023 -

District	County	Site Name	Application Number	OPSC Date Received	Estimated State Grant**	Financial Hardship**
Southern Humboldt Unified	Humboldt	Redway Elementary	70/63040-00-002	3/1/2023	\$ 1,654,466.00	
Southern Kern Unified	Kern	Westpark Elementary	70/63776-00-005	3/1/2023	\$ 8,199,019.00	\$ 3,826,209.00
Standard Elementary	Kern	Highland Elementary	70/63792-00-009	2/27/2023	\$ 3,596,175.00	
Stanislaus Union Elementary	Stanislaus	Agnes M. Baptist Elementary	70/71282-00-002	3/1/2023	\$ 1,639,803.00	
Stanislaus Union Elementary	Stanislaus	Eisenhut Elementary	70/71282-00-004	3/1/2023	\$ 1,639,803.00	
Stanislaus Union Elementary	Stanislaus	Josephine Chrysler Elementary	70/71282-00-003	3/1/2023	\$ 1,639,803.00	
Stanislaus Union Elementary	Stanislaus	Mary Lou Dieterich Elementary	70/71282-00-005	3/1/2023	\$ 1,639,803.00	
Stanislaus Union Elementary	Stanislaus	Stanislaus Elementary	70/71282-00-006	3/1/2023	\$ 1,639,803.00	
Summerville Elementary	Tulolumne	Summerville Elementary	70/72405-00-002	2/24/2023	\$ 834,564.00	
Susanville Elementary	Lassen	McKinley Elementary	70/64196-00-001	3/1/2023	\$ 4,387,473.00	
Temple City Unified	Los Angeles	Emperor Elementary	70/69260-00-002	3/2/2023	\$ 7,379,117.00	
Tulare City Elementary	Tulare	Roosevelt Elementary	70/72231-00-004	3/2/2023	\$ 4,859,112.00	
Twain Harte	Tuolumne	Twain Hart Elementary	70/72421-00-001	2/27/2023	\$ 834,564.00	
Twin Hills Unified	Sonoma	Apple Blossom Elementary	70/70961-00-002	2/14/2023	\$ 1,654,466.00	
Twin ridges Elementary	Nevada	Grizzly Hill	70/66415-00-003	3/2/2023	\$ 2,474,368.00	\$ 824,789.00
Twin Rivers Unified	Sacramento	Del Paso Heights Elementary	70/76505-00-004	3/2/2023	\$ 819,902.00	
Twin Rivers Unified	Sacramento	Dry Creek Elementary	70/76505-00-005	3/2/2023	\$ 819,902.00	
Twin Rivers Unified	Sacramento	Madison Elementary	70/76505-00-003	3/2/2023	\$ 819,902.00	
Ukiah Unified	Mendocino	Oak Manor Elementary	70/65615-00-004	2/27/2023	\$ 2,459,706.00	
Ukiah Unified	Mendocino	Yokayo Elementary	70/65615-00-003	2/27/2023	\$ 4,099,510.00	
Upper Lake Unified	Lake	Upper Lake Elementary	70/76976-00-004	3/2/2023	\$ 4,114,172.00	\$ 2,464,593.00
Vineland	Kern	Vineland Elementary	70/63834-00-002	2/27/2023	\$ 5,490,449.00	\$ 2,201,067.00
Visalia Unified	Tulare	Houston Elementary	70/72256-00-004	3/2/2023	\$ 4,099,509.00	
Walnut Creek	Contra Costa	Buena Vista Elementary	70/61812-00-007	2/28/2023	\$ 5,739,312.00	
Walnut Creek	Contra Costa	Indian Valley Elementary	70/61812-00-011	2/28/2023	\$ 4,099,509.00	
Walnut Creek	Contra Costa	Murwood Elementary	70/61812-00-008	2/28/2023	\$ 4,919,411.00	
Walnut Creek	Contra Costa	Parkmead Elementary	70/61812-00-010	2/28/2023	\$ 4,919,411.00	
Walnut Creek	Contra Costa	Tice Creek Elementary	70/61812-00-012	2/28/2023	\$ 3,279,607.00	
Walnut Creek	Contra Costa	Walnut Heights Elementary	70/61812-00-009	2/28/2023	\$ 4,919,411.00	
Waterford Unified	Stanislaus	Richard M Moon Primary	70/75572-00-002	3/2/2023	\$ 7,393,779.00	
Weaver Union	Merced	Pioneer Elementary	70/65862-00-002	3/2/2023	\$ 7,652,417.00	
West Hills Community College	Kings	West Hills College Lemoore	71/62133-00-001	3/2/2023	\$ 776,777.00	
Westminster	Orange	Jessie Hayden Elementary	70/66746-00-002	3/1/2023	\$ 2,751,176.00	
Westminster	Orange	Ada Clegg Elementary	70/66746-00-001	3/1/2023	\$ 2,751,176.00	
Westminster	Orange	Meairs Elementary	70/66746-00-003	3/1/2023	\$ 2,751,176.00	
Westminster	Orange	Willmore Elementary	70/66746-00-004	3/1/2023	\$ 2,751,176.00	
Willow Creek Elementary	Siskiyou	Willow Creek Elementary	70/70490-00-001	3/2/2023	\$ 834,564.00	\$ 278,188.00
Willows Unified	Glenn	Murdock Elementary	71/62661-00-002	2/28/2023	\$ 958,317.00	
Wilsona	Los Angeles	Vista San Gabriel Elementary	70/65151-00-002	2/27/2023	\$ 6,573,877.00	\$ 2,191,292.00
Windsor Unified	Sonoma	Cali Calmecac	70/75358-00-002	2/27/2023	\$ 6,493,477.00	
Windsor Unified	Sonoma	Washburn (Mattie) Elementary	70/75358-00-003	2/28/2023	\$ 2,459,706.00	
Winters Joint Unified	Yolo	Shirley Rominger Intermediate	70/72702-00-004	3/2/2023	\$ 8,213,681.00	
Winters Joint Unified	Yolo	Waggoner Elementary	70/72702-00-003	3/2/2023	\$ 8,213,681.00	
Winters Joint Unified	Yolo	Wolfskill High	70/72702-00-002	3/2/2023	\$ 7,393,779.00	
Yreka Union Elementary	Siskiyou	Gold Street Elementary	71/70508-00-001	3/1/2023	\$ 1,799,225.00	

<b>ESTIMATED STATE SHARE</b>	<b>\$</b>	<b>1,375,345,057</b>
<b>ESTIMATED FINANCIAL HARDSHIP REQUEST</b>	<b>\$</b>	<b>79,006,060</b>
<b>CALIFORNIA PRESCHOOL, TRANSITIONAL KINDERGARTEN AND FULL-DAY KINDERGARTEN TOTAL*</b>	<b>\$</b>	<b>1,454,351,117</b>

California Preschool, Transitional Kindergarten and Full-Day Kindergarten Facilities Grant Program  
 - Workload as of May 31, 2023 -

District	County	Site Name	Application Number	OPSC Date Received	Estimated State Grant**	Financial Hardship**
----------	--------	-----------	--------------------	--------------------	-------------------------	----------------------

\*California Preschool, Transitional Kindergarten and Full-Day Kindergarten Facilities Grant Program applications received by OPSC for the February 2023 Filing Round. OPSC has not yet reviewed the total grant requested, including Financial Hardship, and the total number of projects may exceed available expenditure authority. Placement on this list does not guarantee funding.

\*\* The required district contribution may not equal the percentages specified in 1860.11 and 1860.13 if the application is for funding for a hybrid project that contains multiple facility types.

## **INFORMATION ITEM**

### **SCHOOL FACILITY PROGRAM APPLICATIONS RECEIVED BEYOND BOND AUTHORITY LIST (as of May 31, 2023)**

The applications on this list represent School Facility Program (SFP) New Construction and Modernization projects in date order received that were received on or after February 13, 2020 through May 31, 2023. These applications have been received, but not reviewed, by the Office of Public School Construction (OPSC). This list is presented to the State Allocation Board for acknowledgement, but not approval pursuant to SFP Regulation Section 1859.95.1.

Published monthly in the SAB Agenda.

This report is also on the [OPSC Website](http://www.dgs.ca.gov/opsc) at:  
[www.dgs.ca.gov/opsc](http://www.dgs.ca.gov/opsc)

SFP APPLICATIONS  
New Construction Acknowledged Applications Received Past Existing Authority as of May 31, 2023

District	County	Site Name	DSA Number	50-04 Date Received	Estimated State Grant (a)	Estimated Financial Hardship (b)
Fountain Valley Elementary	Orange	Fulton (Harry C) Middle	50/66498-00-002	02/14/20	\$ 1,061,790	\$ -
Natomas Unified	Sacramento	Paso Verde	50/75283-00-024	02/18/20	\$ 20,495,845	\$ -
Irvine Unified	Orange	Heritage Field K-8	50/73650-00-048	02/20/20	\$ 47,744,919	\$ -
Albany City Unified	Alameda	Albany High	50/61127-00-004	02/21/20	\$ 4,370,747	\$ -
Martinez Unified	Contra Costa	John Muir Elementary	50/61739-00-004	02/24/20	\$ 4,662,545	\$ -
Salinas Union High	Monterey	Dolores Huerta Middle	50/66159-00-007	03/02/20	\$ 21,431,900	\$ -
Stockton Unified	San Joaquin	Valentine Peyton Elementary	50/68676-01-004	03/26/20	\$ 1,508,086	\$ -
Mendota Unified	Fresno	Mendota Junior High	50/75127-00-005	04/13/20	\$ 1,338,852	\$ -
Mendota Unified	Fresno	Mendota High	50/75127-00-006	04/13/20	\$ 74,948	\$ -
Mendota Unified	Fresno	Mendota High	50/75127-00-007	04/13/20	\$ 74,948	\$ -
Mendota Unified	Fresno	Mendota High	50/75127-00-008	04/13/20	\$ 74,948	\$ -
Humboldt County Office of Education	Humboldt	Glen W Paul School for PH	50/10124-00-002	04/21/20	\$ 251,906	\$ 251,906
Chico Unified	Butte	Emma Wilson Elementary	50/61424-00-011	06/04/20	\$ 1,249,142	\$ -
Anaheim Elementary	Orange	Sunkist Elementary	50/66423-00-011	06/05/20	\$ 1,656,567	\$ -
Brentwood Union Elementary	Contra Costa	Edna Hill Middle	50/61655-00-013	06/22/20	\$ 3,049,013	\$ -
Western Placer Unified	Placer	Glen Edwards Middle	50/66951-00-013	06/22/20	\$ 4,044,855	\$ -
Calexico Unified	Imperial	Calexico High	50/63099-00-004	07/01/20	\$ 14,875,281	\$ -
Roseville City Elementary	Placer	WB-60 Elementary	50/66910-00-016	07/03/20	\$ 13,679,371	\$ -
Sacramento County Office of Education	Sacramento	Gerber Jr/Sr High	50/10348-00-003	07/13/20	\$ 4,088,732	\$ 4,088,732
Tulare City	Tulare	Wilson Elementary	50/72231-00-006	07/17/20	\$ 1,065,892	\$ -
Menifee Union Elementary	Riverside	Harvest Hill STEAM Academy	50/67116-00-016	07/29/20	\$ 8,032,135	\$ -
Stockton Unified	San Joaquin	Flora Arca Mata Elementary	50/68676-04-003	07/31/20	\$ 14,545,299	\$ -
Clovis Unified	Fresno	Young Elementary	50/62117-00-029	08/05/20	\$ 13,566,990	\$ -
Lucerne Elementary	Lake	Lucerne Elementary	50/64048-00-001	08/06/20	\$ 1,854,086	\$ 1,854,086
Kern High	Kern	Vista West Continuation High	50/63529-00-013	08/07/20	\$ 1,361,899	\$ -
Menifee Union Elementary	Riverside	Menifee Valley Middle	50/67116-00-017	08/07/20	\$ 13,500,853	\$ -
Kings Canyon Joint Unified	Fresno	Reedley High	50/62265-00-012	08/12/20	\$ 1,387,920	\$ -
Sanger Unified	Fresno	Fairmont Elementary	50/62414-00-028	08/17/20	\$ 283,582	\$ -
Kern High	Kern	Stockdale High	50/63529-00-014	08/20/20	\$ 1,222,217	\$ -
Kern High	Kern	Highland High	50/63529-00-015	08/20/20	\$ 1,015,239	\$ -
Alameda Unified	Alameda	Encinal Junior/Senior High	50/61119-02-002	08/26/20	\$ 3,465,835	\$ -
Banta Elementary	San Joaquin	NextGeneration STEAM Academy	50/68486-00-004	08/27/20	\$ 3,873,152	\$ -
Knights Ferry Elementary	Stanislaus	Knights Ferry Elementary	50/71142-00-001	08/28/20	\$ 830,572	\$ 830,572
Lemoore Union Elementary	Kings	Freedom Elementary	50/63974-00-006	09/11/20	\$ 9,100,949	\$ -
Natomas Unified	Sacramento	American Lakes Elementary	50/75283-00-025	09/14/20	\$ 4,100,810	\$ -
Jurupa Unified	Riverside	Rubidoux High	50/67090-00-017	09/24/20	\$ 1,912,855	\$ -
Kings River-Hardwick Union Elementary	Kings	Kings River-Hardwick Elementary	50/63941-00-002	09/30/20	\$ 8,751,298	\$ 8,751,298
Jacoby Creek Elementary	Humboldt	Jacoby Creek Elementary	50/62893-00-001	10/02/20	\$ 4,311,564	\$ 4,311,564
Escondido Union	San Diego	Orange Glen Elementary	50/68098-00-010	10/02/20	\$ 1,556,375	\$ -
Morgan Hill Unified	Santa Clara	Jackson Academy of Music and Math	50/69583-00-004	10/12/20	\$ 3,396,908	\$ -
Placentia-Yorba Linda Unified	Orange	Glenview Elementary	50/66647-00-037	10/14/20	\$ 410,469	\$ -
Golden Valley Unified	Madera	Stone Creek Elementary	50/75580-00-004	10/16/20	\$ 10,963,665	\$ -
South Fork Union	Kern	South Fork Elementary	50/63784-00-002	10/20/20	\$ 195,623	\$ 195,623

SFP APPLICATIONS  
New Construction Acknowledged Applications Received Past Existing Authority as of May 31, 2023

District	County	Site Name	DSA Number	50-04 Date Received	Estimated State Grant (a)	Estimated Financial Hardship (b)
Garfield Elementary	Humboldt	Garfield Elementary	50/62836-00-004	10/23/20	\$ 187,236	\$ 187,236
Imperial Unified	Imperial	Imperial High	50/63164-00-007	10/26/20	\$ 1,701,452	\$ -
Sonoma County Office of Education	Sonoma	El Colegio	50/10496-00-057	10/29/20	\$ 915,626	\$ -
Temecula Valley Unified	Riverside	STEAM Academy K-8	50/75192-00-040	10/29/20	\$ 8,625,543	\$ -
Lodi Unified	San Joaquin	Tokay High	50/68585-00-029	11/16/20	\$ 9,155,946	\$ -
Liberty Elementary	Tulare	Liberty Elementary	50/71985-00-005	11/16/20	\$ 427,203	\$ -
Millville Elementary	Shasta	Millville Elementary	50/70052-00-003	11/18/20	\$ 728,813	\$ 728,813
Vacaville Unified	Solano	Edwin Markham Elementary	50/70573-00-002	11/19/20	\$ 5,451,185	\$ -
Lake Elsinore Unified	Riverside	Railroad Canyon Elementary	50/75176-00-022	11/23/20	\$ 899,927	\$ -
Murrieta Valley Unified	Riverside	Murrieta Canyon Academy	50/75200-00-026	11/24/20	\$ 8,054,742	\$ -
Liberty Elementary	Tulare	Liberty Elementary	50/71985-00-003	11/30/20	\$ 3,528,693	\$ -
Turlock Unified	Stanislaus	Turlock High	50/75739-00-006	12/01/20	\$ 4,622,896	\$ -
Alvina Elementary	Fresno	Alvina Elementary Charter	50/61994-00-001	12/09/20	\$ 359,209	\$ 359,209
Kings Canyon Joint Unified	Fresno	Reedley High	50/62265-00-013	01/07/21	\$ 1,609,610	\$ -
Hemet Unified	Riverside	Winchester Elementary	50/67082-00-017	01/11/21	\$ 3,650,360	\$ -
Chaffey Joint Union High	San Bernardino	Etiwanda High	50/67652-00-022	01/11/21	\$ 5,955,938	\$ -
Jurupa Unified	Riverside	Jurupa Middle	50/67090-00-018	01/29/21	\$ 3,500,478	\$ -
Murrieta Valley Unified	Riverside	Murrieta Elementary	50/75200-00-027	01/29/21	\$ 4,732,721	\$ -
Lassen View Union Elementary	Tehama	Lassen View Elementary	50/71563-00-002	02/03/21	\$ 1,046,170	\$ 1,046,170
Escondido Union	San Diego	Del Dios Academy of Arts and Sciences	50/68098-00-011	02/04/21	\$ 6,600,729	\$ -
Menifee Union Elementary	Riverside	Chester W Morrison Elementary	50/67116-00-018	02/12/21	\$ 1,262,376	\$ -
Sulphur Springs Union	Los Angeles	Sulphur Springs Community Elementary	50/65045-00-011	02/25/21	\$ 4,833,303	\$ -
Tracy Joint Unified	San Joaquin	North Elementary	50/75499-00-021	02/25/21	\$ 3,051,846	\$ -
Novato Unified	Marin	San Marin High	50/65417-00-004	02/26/21	\$ 2,747,397	\$ -
Novato Unified	Marin	Novato High	50/65417-00-005	02/26/21	\$ 845,651	\$ -
Livermore Valley Joint Unified	Alameda	East Avenue Middle	50/61200-00-004	03/01/21	\$ 3,840,483	\$ -
Downey Unified	Los Angeles	Griffiths (Gordon) Middle	50/64451-00-016	03/02/21	\$ 6,244,126	\$ -
Fairfield-Suisun Unified	Solano	Mary Bird Early Childhood Education Center	50/70540-00-033	03/11/21	\$ 1,576,330	\$ -
Downey Unified	Los Angeles	Sussman (Edward A.) Middle	50/64451-00-017	03/19/21	\$ 6,978,954	\$ -
Roseville Joint Union High	Placer	West Park High	50/66928-00-009	03/23/21	\$ 21,175,459	\$ -
Downey Unified	Los Angeles	Griffiths (Gordon) Middle	50/64451-00-018	03/25/21	\$ 8,937,895	\$ -
Downey Unified	Los Angeles	Sussman (Edward A.) Middle	50/64451-00-019	03/25/21	\$ 6,814,000	\$ -
Downey Unified	Los Angeles	Sussman (Edward A.) Middle	50/64451-00-020	03/25/21	\$ 8,176,800	\$ -
Natomas Unified	Sacramento	Bannon Creek	50/75283-00-026	03/26/21	\$ 1,343,394	\$ -
Natomas Unified	Sacramento	Jefferson Elementary	50/75283-00-027	03/26/21	\$ 5,212,918	\$ -
Hesperia Unified	San Bernardino	Joshua Circle Elementary	50/75044-00-037	03/31/21	\$ 716,491	\$ -
Hesperia Unified	San Bernardino	Krystal School of Science, Math & Technology	50/75044-00-038	03/31/21	\$ 716,491	\$ -
Riverside Unified	Riverside	Monroe Elementary	50/67215-00-040	04/01/21	\$ 3,192,154	\$ -
Rio Elementary	Ventura	Rio del Sol	50/72561-00-007	04/02/21	\$ 3,856,500	\$ -
Fresno Unified	Fresno	Ericson Elementary	50/62166-06-008	04/05/21	\$ 1,008,917	\$ -
Irvine Unified	Orange	Turtle Rock Elementary	50/73650-00-049	04/07/21	\$ 1,392,870	\$ -
McFarland Unified	Kern	McFarland High	50/73908-00-011	04/16/21	\$ 4,745,947	\$ -
Buckeye Union Elementary	El Dorado	Charter Montessori Valley View Campus	50/61838-00-009	05/05/21	\$ 436,875	\$ -

SFP APPLICATIONS  
New Construction Acknowledged Applications Received Past Existing Authority as of May 31, 2023

District	County	Site Name	DSA Number	50-04 Date Received	Estimated State Grant (a)	Estimated Financial Hardship (b)
Chico Unified	Butte	Pleasant Valley High	50/61424-00-012	05/06/21	\$ 2,419,725	\$ -
Martinez Unified	Contra Costa	Las Juntas Elementary	50/61739-00-005	05/10/21	\$ 2,522,309	\$ -
Patterson Joint Unified	Stanislaus	Walnut Grove Elementary	50/71217-00-010	05/19/21	\$ 3,541,045	\$ -
Novato Unified	Marin	San Marin High	50/65417-00-006	05/19/21	\$ 578,909	\$ -
Novato Unified	Marin	Novato High	50/65417-00-007	06/01/21	\$ 545,664	\$ -
Bakersfield City	Kern	Bessie E. Owens Primary	50/63321-00-041	06/11/21	\$ 8,750,957	\$ -
Bakersfield City	Kern	Bessie E. Owens Intermediate	50/63321-00-042	06/11/21	\$ 6,320,539	\$ -
Kern High	Kern	Del Oro High	50/63529-00-016	06/14/21	\$ 56,047,017	\$ -
Visalia Unified	Tulare	Sequoia High	50/72256-00-032	06/14/21	\$ 9,329,283	\$ -
Los Banos Unified	Merced	Pacheco High	50/65755-00-015	06/15/21	\$ 4,067,088	\$ -
Beaumont Unified	Riverside	Summerwind K-8	50/66993-00-021	06/25/21	\$ 16,932,287	\$ -
Placer Union High	Placer	Placer High	50/66894-00-007	07/01/21	\$ 1,148,393	\$ -
Liberty Union High	Contra Costa	Freedom High	50/61721-00-008	07/02/21	\$ 1,029,633	\$ -
Downey Unified	Los Angeles	Stauffer (Mary R.) Middle	50/64451-00-021	07/12/21	\$ 13,982,312	\$ -
Chico Unified	Butte	Pleasant Valley High	50/61424-00-013	07/12/21	\$ 459,756	\$ -
Placer Union High	Placer	Placer High	50/66894-00-008	07/14/21	\$ 1,029,633	\$ -
Walnut Valley Unified	Los Angeles	Suzanne Middle	50/73460-00-013	07/15/21	\$ 8,316,177	\$ -
Downey Unified	Los Angeles	Doty (Wendy Lopour) Middle	50/64451-00-022	07/20/21	\$ 24,633,200	\$ -
Downey Unified	Los Angeles	Doty (Wendy Lopour) Middle	50/64451-00-023	07/20/21	\$ 24,032,360	\$ -
Hilmar Unified	Merced	Hilmar High	50/65698-00-005	07/21/21	\$ 691,077	\$ -
Beaumont Unified	Riverside	Beaumont Senior High	50/66993-00-022	07/30/21	\$ 12,300,336	\$ -
San Ramon Valley Unified	Contra Costa	Charlotte Wood Middle	50/61804-03-002	08/03/21	\$ 1,170,914	\$ -
Alisal Union	Monterey	Fremont Elementary	50/65961-00-012	08/03/21	\$ 5,216,024	\$ -
Elk Grove Unified	Sacramento	Pleasant Grove Elementary	50/67314-00-050	08/06/21	\$ 7,592,706	\$ -
Hollister	San Benito	Rancho Santana	50/67470-00-005	08/06/21	\$ 16,259,235	\$ -
Mountain View-Los Altos Union High	Santa Clara	Mountain View High	50/69609-00-001	08/06/21	\$ 8,944,888	\$ -
Mountain View-Los Altos Union High	Santa Clara	Los Altos High	50/69609-00-002	08/06/21	\$ 8,911,775	\$ -
San Juan Unified	Sacramento	Del Campo High	50/67447-00-001	08/09/21	\$ 2,623,353	\$ -
Elk Grove Unified	Sacramento	Joseph Kerr Middle	50/67314-00-051	08/10/21	\$ 2,969,223	\$ -
Washington Unified	Yolo	Westmore Oaks Elementary	50/72694-00-012	08/10/21	\$ 5,676,785	\$ -
Marysville Joint Unified	Yuba	Linda Elementary	50/72736-00-032	08/10/21	\$ 733,693	\$ -
Marysville Joint Unified	Yuba	Anna McKenney Intermediate	50/72736-00-033	08/10/21	\$ 1,311,740	\$ -
Panama-Buena Vista Union	Kern	Highgate Elementary	50/63362-00-043	08/11/21	\$ 12,775,279	\$ -
San Juan Unified	Sacramento	Arden Middle	50/67447-00-002	08/11/21	\$ 5,343,302	\$ -
Santa Clara Unified	Santa Clara	Abram Agnew Elementary	50/69674-00-001	08/11/21	\$ 26,173,222	\$ -
Santa Clara Unified	Santa Clara	Dolores Huerta Middle	50/69674-00-002	08/11/21	\$ 30,982,294	\$ -
Coachella Valley Unified	Riverside	Palm View Elementary	50/73676-02-006	08/11/21	\$ 2,343,049	\$ -
Livermore Valley Joint Unified	Alameda	Joe Michell Elementary	50/61200-00-005	08/12/21	\$ 9,593,714	\$ -
Sanger Unified	Fresno	Centerville Elementary	50/62414-00-029	08/12/21	\$ 407,958	\$ -
Sanger Unified	Fresno	John S. Wash Elementary	50/62414-00-030	08/12/21	\$ 1,051,987	\$ -
Sanger Unified	Fresno	Lone Star Elementary	50/62414-00-031	08/12/21	\$ 819,640	\$ -
Dublin Unified	Alameda	Frederiksen Elementary	50/75093-00-014	08/13/21	\$ 4,342,825	\$ -
Patterson Joint Unified	Stanislaus	Grayson Elementary	50/71217-00-011	08/18/21	\$ 479,227	\$ -

SFP APPLICATIONS  
New Construction Acknowledged Applications Received Past Existing Authority as of May 31, 2023

District	County	Site Name	DSA Number	50-04 Date Received	Estimated State Grant (a)	Estimated Financial Hardship (b)
Redlands Unified	San Bernardino	Mission Elementary	50/67843-00-010	08/20/21	\$ 1,362,800	\$ -
Placentia-Yorba Linda Unified	Orange	Glenview Elementary	50/66647-00-038	08/26/21	\$ 849,502	\$ -
Pleasanton Unified	Alameda	Amador Valley High	50/75101-00-010	08/27/21	\$ 4,955,013	\$ -
Pleasanton Unified	Alameda	Foothill High	50/75101-00-011	08/27/21	\$ 2,733,729	\$ -
Manteca Unified	San Joaquin	Manteca High	50/68593-00-027	08/29/21	\$ 4,597,560	\$ -
Riverside Unified	Riverside	Arlington High	50/67215-00-041	09/02/21	\$ 3,583,035	\$ -
Irvine Unified	Orange	Northwood Elementary	50/73650-00-050	09/08/21	\$ 1,304,508	\$ -
Irvine Unified	Orange	South Lake Middle	50/73650-00-051	09/08/21	\$ 447,209	\$ -
Turlock Unified	Stanislaus	Marvin A. Dutcher Middle	50/75739-00-007	09/23/21	\$ 3,438,709	\$ -
Woodland Joint Unified	Yolo	Spring Lake Elementary	50/72710-00-007	09/27/21	\$ 2,020,293	\$ -
Maple Elementary	Kern	Maple Elementary	50/63610-00-004	10/08/21	\$ 63,871	\$ 63,871
Mountain View Elementary	San Bernardino	Park View Elementary	50/67785-00-003	10/13/21	\$ 12,571,121	\$ -
Liberty Union High	Contra Costa	Heritage High	50/61721-00-009	10/15/21	\$ 5,517,072	\$ -
Paso Robles Joint Unified	San Luis Obispo	George H. Flamson Middle	50/75457-00-006	12/14/21	\$ 3,611,520	\$ -
Cloverdale Unified	Sonoma	Jefferson Elementary	50/70656-00-001	01/03/22	\$ 6,084,991	\$ 6,084,991
Cloverdale Unified	Sonoma	Washington Middle	50/70656-00-002	01/04/22	\$ 1,813,572	\$ -
South Pasadena Unified	Los Angeles	Arroyo Vista Elementary	50/65029-00-006	01/06/22	\$ 464,094	\$ -
South Pasadena Unified	Los Angeles	Monterey Hills Elementary	50/65029-00-007	01/06/22	\$ 928,014	\$ -
South Pasadena Unified	Los Angeles	Marengo Elementary	50/65029-00-008	01/06/22	\$ 527,733	\$ -
Lodi Unified	San Joaquin	Lodi High	50/68585-00-030	01/07/22	\$ 20,571,536	\$ -
Chula Vista Elementary	San Diego	Otay Ranch Village 3	50/68023-00-013	01/11/22	\$ 13,795,399	\$ -
San Marcos Unified	San Diego	Richland Elementary	50/73791-00-021	01/20/22	\$ 15,715,309	\$ -
Riverside Unified	Riverside	Alcott Elementary	50/67215-00-042	02/02/22	\$ 3,792,255	\$ -
Pleasanton Unified	Alameda	Lydiksen Elementary	50/75101-00-012	02/15/22	\$ 1,368,404	\$ -
Butteville Union Elementary	Siskiyou	Butteville Elementary	50/70201-00-003	02/22/22	\$ 3,142,834	\$ -
Natomas Unified	Sacramento	Northpointe Elementary	50/75283-00-028	03/11/22	\$ 13,437,152	\$ -
Corona-Norco Unified	Riverside	George Washington Elementary	50/67033-00-049	03/15/22	\$ 1,916,904	\$ -
Riverside Unified	Riverside	Fremont Elementary	50/67215-00-043	03/25/22	\$ 3,768,997	\$ -
Clovis Unified	Fresno	Dry Creek Elementary	50/62117-00-030	04/04/22	\$ 2,573,050	\$ -
Irvine Unified	Orange	Oak Creek Elementary	50/73650-00-052	04/04/22	\$ 469,128	\$ -
Marysville Joint Unified	Yuba	Arboga Elementary	50/72736-00-034	04/07/22	\$ 5,348,981	\$ -
Natomas Unified	Sacramento	Natomas Pacific Pathways Prep Elementary	50/75283-00-029	04/13/22	\$ 8,148,166	\$ -
Standard Elementary	Kern	Highland Elementary	50/63792-00-004	04/27/22	\$ 3,036,485	\$ -
Standard Elementary	Kern	Wingland Elementary	50/63792-00-005	04/27/22	\$ 2,064,789	\$ -
Elk Grove Unified	Sacramento	Miwok Village	50/67314-00-052	05/04/22	\$ 18,870,984	\$ -
Etiwanda Elementary	San Bernardino	Grapeland Elementary	50/67702-00-019	05/06/22	\$ 2,977,000	\$ -
McFarland Unified	Kern	McFarland High School Early College	50/73908-00-012	05/10/22	\$ 2,291,506	\$ -
Robla Elementary	Sacramento	Bell Avenue Elementary	50/67421-00-004	05/13/22	\$ 3,708,068	\$ -
Pittsburg Unified	Contra Costa	Los Medanos Elementary	50/61788-00-012	05/16/22	\$ 1,793,322	\$ -
Corcoran Joint Unified	Kings	Corcoran High	50/63891-00-003	05/25/22	\$ 3,569,653	\$ -
Fresno Unified	Fresno	Juan Felipe Herrera Elementary	50/62166-00-033	05/26/22	\$ 16,479,378	\$ -
Edison Elementary	Kern	Orangewood Elementary	50/63438-00-003	06/09/22	\$ 877,380	\$ 877,380
Manteca Unified	San Joaquin	French Camp Elementary	50/68593-00-028	06/13/22	\$ 819,738	\$ -

## SFP APPLICATIONS

New Construction Acknowledged Applications Received Past Existing Authority as of May 31, 2023

District	County	Site Name	DSA Number	50-04 Date Received	Estimated State Grant (a)	Estimated Financial Hardship (b)
Paradise Unified	Butte	Paradise Senior High	50/61531-00-003	06/14/22	\$ 6,147,080	\$ -
San Bernardino City Unified	San Bernardino	Paakuma K-8	50/67876-00-087	06/14/22	\$ 2,871,307	\$ -
Center Joint Unified	Sacramento	Rex Fortune Elementary	50/73973-00-004	06/17/22	\$ 13,713,610	\$ -
Firebaugh-Las Deltas Unified	Fresno	Arthur E. Mills Intermediate	50/73809-00-006	06/22/22	\$ 1,256,925	\$ -
Hilmar Unified	Merced	Hilmar Elementary	50/65698-00-006	06/29/22	\$ 10,834,354	\$ -
Beaumont Unified	Riverside	Beaumont Senior High	50/66993-00-023	06/29/22	\$ 10,420,773	\$ -
Patterson Joint Unified	Stanislaus	Patterson High	50/71217-00-012	06/29/22	\$ 7,500,512	\$ -
Plumas Lake Elementary	Yuba	Rio Del Oro Elementary	50/72744-00-004	07/20/22	\$ 962,762	\$ -
Plumas Lake Elementary	Yuba	Cobblestone Elementary	50/72744-00-005	07/20/22	\$ 864,934	\$ -
Santa Clara Unified	Santa Clara	Kathleen MacDonald High	50/69674-00-003	07/21/22	\$ 73,905,753	\$ -
Patterson Joint Unified	Stanislaus	Apricot Valley Elementary	50/71217-00-013	07/22/22	\$ 1,826,140	\$ -
Patterson Joint Unified	Stanislaus	Las Palmas Elementary	50/71217-00-014	07/22/22	\$ 2,134,604	\$ -
Sundale Union Elementary	Tulare	Sundale Elementary	50/72173-00-007	07/22/22	\$ 9,044,768	\$ 9,044,768
Jurupa Unified	Riverside	Del Sol Academy	50/67090-00-019	07/26/22	\$ 2,615,669	\$ -
Greenfield Union	Kern	Crescent Elementary	50/63503-00-014	07/27/22	\$ 16,697,641	\$ 16,697,641
Banta Elementary	San Joaquin	EPIC Academy	50/68486-00-005	07/29/22	\$ 23,721,425	\$ -
Lodi Unified	San Joaquin	Clyde W. Needham Elementary	50/68585-00-031	07/31/22	\$ 5,871,784	\$ -
San Benito High	San Benito	San Benito High	50/67538-00-004	08/09/22	\$ 929,349	\$ -
Del Mar Union Elementary	San Diego	Pacific Sky Elementary	50/68056-00-005	08/09/22	\$ 29,146,296	\$ -
Milpitas Unified	Santa Clara	Mabel Mattos Elementary	50/73387-00-002	08/09/22	\$ 9,037,821	\$ -
Imperial County Office of Education	Imperial	Imperial Valley Center	50/10132-03-009	08/11/22	\$ 889,058	\$ -
Fresno Unified	Fresno	Ewing Elementary	50/62166-00-034	08/12/22	\$ 2,576,321	\$ -
Los Alamitos Unified	Orange	Los Alamitos High	50/73924-00-007	08/12/22	\$ 1,573,276	\$ -
Sanger Unified	Fresno	Lincoln Elementary	50/62414-00-032	08/15/22	\$ 1,107,227	\$ -
Sanger Unified	Fresno	Lone Star Elementary	50/62414-00-033	08/15/22	\$ 1,160,842	\$ -
Sanger Unified	Fresno	Centerville Elementary	50/62414-00-034	08/15/22	\$ 1,499,177	\$ -
Tulare City	Tulare	Mulcahy Middle	50/72231-00-007	08/15/22	\$ 2,176,943	\$ -
Fremont Unified	Alameda	Centerville Junior High	50/61176-07-001	08/16/22	\$ 11,130,087	\$ -
Fremont Unified	Alameda	William Hopkins Junior High	50/61176-07-002	08/16/22	\$ 7,048,216	\$ -
Vacaville Unified	Los Angeles	Buckingham Collegiate Charter Academy	50/70573-00-003	08/16/22	\$ 4,713,697	\$ -
Sanger Unified	Fresno	Sanger Educational Complex	50/62414-00-035	08/17/22	\$ 27,665,415	\$ -
Greenfield Union	Kern	Crescent Elementary	50/63503-00-018	08/17/22	\$ 5,124,000	\$ -
Hayward Unified	Alameda	Winton Middle	50/61192-00-001	08/26/22	\$ 687,147	\$ -
Porterville Unified	Tulare	West Putnam Elementary	50/75523-00-012	09/23/22	\$ 7,808,353	\$ -
Pleasanton Unified	Alameda	Thomas S. Hart Middle	50/75101-00-013	10/03/22	\$ 2,974,786	\$ -
Liberty Union High	Contra Costa	Liberty High	50/61721-00-010	11/16/22	\$ 5,887,612	\$ -
Lamont Elementary	Kern	Myrtle Avenue Elementary	50/63560-00-002	11/21/22	\$ 4,358,375	\$ -
Lamont Elementary	Kern	Lamont Elementary	50/63560-00-003	11/21/22	\$ 1,009,250	\$ -
Lamont Elementary	Kern	Alicante Avenue Elementary	50/63560-00-004	11/21/22	\$ 2,125,625	\$ -
San Bernardino City Unified	San Bernardino	Indian Springs High	50/67876-00-088	12/01/22	\$ 540,567	\$ -
Jefferson Elementary	San Joaquin	Coral Hollow Elementary	50/68544-00-006	12/09/22	\$ 22,212,742	\$ -
Lammersville Joint Unified	San Joaquin	Evelyn Costa Elementary	50/76760-00-010	12/09/22	\$ 16,172,546	\$ -
San Juan Unified	Sacramento	Earl Legette Elementary	50/67447-00-003	01/09/23	\$ 4,050,597	\$ -



SFP APPLICATIONS

New Construction Acknowledged Applications Received Past Existing Authority as of May 31, 2023

District	County	Site Name	DSA Number	50-04 Date Received	Estimated State Grant (a)	Estimated Financial Hardship (b)
Brentwood Union Elementary	Contra Costa	William B. Bristow Middle	50/61655-00-014	01/26/23	\$ 10,030,671	\$ -
Hemet Unified	Riverside	Little Lake Elementary	50/67082-00-018	01/27/23	\$ 1,898,820	\$ -
San Juan Unified	Sacramento	Starr King K-8	50/67447-00-004	02/08/23	\$ 2,458,433	\$ -
Dublin Unified	Alameda	Emerald High	50/75093-00-015	02/09/23	\$ 59,893,861	\$ -
Templeton Unified	San Luis Obispo	Templeton Middle	50/68841-00-003	02/10/23	\$ 342,643	\$ -
Menifee Union Elementary	Riverside	Chester W. Morrison Elementary	50/67116-00-019	02/15/23	\$ 2,055,701	\$ -
Menifee Union Elementary	Riverside	Evans Ranch Elementary	50/67116-00-020	02/15/23	\$ 3,200,446	\$ -
Menifee Union Elementary	Riverside	Harvest Hill STEAM Academy	50/67116-00-021	02/15/23	\$ 2,802,167	\$ -
Menifee Union Elementary	Riverside	Southshore Elementary	50/67116-00-022	02/15/23	\$ 3,020,750	\$ -
Menifee Union Elementary	Riverside	Taawila Elementary	50/67116-00-023	02/15/23	\$ 2,041,333	\$ -
Ventura County Office of Education	Ventura	Gateway Community	50/10561-00-004	02/21/23	\$ 9,970,488	\$ -
San Benito High	San Benito	Hollister High	50/67538-00-005	02/24/23	\$ 5,382,725	\$ -
Martinez Unified	Contra Costa	John Swett Elementary	50/61739-00-006	02/27/23	\$ 11,343,679	\$ -
San Marcos Unified	San Diego	Double Peak	50/73791-00-022	02/27/23	\$ 2,294,128	\$ -
Kerman Unified	Fresno	New Elementary	50/73999-00-010	03/06/23	\$ 20,195,769	\$ -
Riverside Unified	Riverside	Longfellow Elementary	50/67215-00-044	03/13/23	\$ 6,185,370	\$ -
Walnut Valley Unified	Los Angeles	Walnut Elementary	50/73460-00-014	04/05/23	\$ 2,097,761	\$ -
El Segundo Unified	Los Angeles	El Segundo Middle	50/64535-00-001	04/14/23	\$ 11,957,476	\$ -
Capistrano Unified	Orange	Rienda Elementary	50/66464-00-026	04/18/23	\$ 23,199,464	\$ -
Modesto City Elementary	Stanislaus	Tuolumne Elementary	50/71167-00-001	04/18/23	\$ 1,414,214	\$ -
Santa Maria Joint Union High	Santa Barbara	Santa Maria High	50/69310-00-009	04/24/23	\$ 20,800,489	\$ -
Encinitas Union Elementary	San Diego	Flora Vista Elementary	50/68080-00-002	04/28/23	\$ 1,174,480	\$ -
Jurupa Unified	Riverside	Troth Street Elementary	50/67090-00-020	05/03/23	\$ 7,241,504	\$ -
Twin Rivers Unified	Sacramento	Northlake Elementary	50/76505-04-001	05/10/23	\$ 32,389,035	\$ -
Walnut Valley Unified	Los Angeles	Walnut High	50/73460-00-015	05/12/23	\$ 432,054	\$ -
Buellton Union Elementary	Santa Barbara	Oak Valley Elementary	50/69138-00-003	05/17/23	\$ 1,018,185	\$ -
					\$ 1,597,950,545	\$ 55,373,860
					<b>\$ 1,653,324,405</b>	

SFP APPLICATIONS  
Modernization Acknowledged Applications Received Past Existing Authority as of May 31, 2023

District	County	Site Name	DSA Number	50-04 Date Received	Estimated State Grant (a)	Estimated Financial Hardship (b)
San Ramon Valley Unified	Contra Costa	Rancho Romero Elementary	57/61804-02-001	02/13/20	\$ 3,143,938	\$ -
San Ramon Valley Unified	Contra Costa	Vista Grande Elementary	57/61804-02-002	02/13/20	\$ 2,013,096	\$ -
Redwood City Elementary	San Mateo	Henry Ford Elementary	57/69005-00-010	02/18/20	\$ 1,857,848	\$ -
Martinez Unified	Contra Costa	John Muir Elementary	57/61739-00-009	02/24/20	\$ 863,677	\$ -
Kelseyville Unified	Lake	Riviera Elementary	57/64014-00-004	02/24/20	\$ 1,497,543	\$ 998,362
Kelseyville Unified	Lake	Mountain Vista Middle	57/64014-00-005	02/24/20	\$ 2,445,681	\$ -
Palo Alto Unified	Santa Clara	Palo Alto High	57/69641-01-001	02/24/20	\$ 2,528,747	\$ -
Kelseyville Unified	Lake	Kelseyville Elementary	57/64014-00-006	02/26/20	\$ 1,208,056	\$ 805,371
Chino Valley Unified	San Bernardino	Ruben S Ayala High	57/67678-00-030	02/27/20	\$ 7,953,343	\$ -
Moreno Valley Unified	Riverside	North Ridge Elementary	57/67124-00-028	02/28/20	\$ 3,739,924	\$ -
Cajon Valley Union	San Diego	Johnson Elementary	57/67991-00-011	02/28/20	\$ 126,661	\$ -
Downey Unified	Los Angeles	Stauffer (Mary R) Middle	57/64451-00-037	03/02/20	\$ 1,326,775	\$ -
Brentwood Union Elementary	Contra Costa	Edna Hill Middle	57/61655-00-004	03/03/20	\$ 3,020,040	\$ -
West Contra Costa Unified	Contra Costa	Wilson Elementary	57/61796-00-054	03/03/20	\$ 3,844,145	\$ -
Norwalk-La Mirada Unified	Los Angeles	La Mirada High	57/64840-00-035	03/03/20	\$ 976,743	\$ -
Long Beach Unified	Los Angeles	Madison Elementary	57/64725-00-040	03/04/20	\$ 3,795,170	\$ -
Carlsbad Unified	San Diego	Magnolia Elementary	57/73551-00-010	03/04/20	\$ 881,515	\$ -
Manhattan Beach Unified	Los Angeles	Opal Robinson Elementary	57/75333-00-010	03/04/20	\$ 5,158,125	\$ -
West Contra Costa Unified	Contra Costa	Richmond Unified Alter Ed	57/61796-00-055	03/05/20	\$ 1,245,850	\$ -
San Francisco Unified	San Francisco	Sheridan Elementary	57/68478-13-002	03/05/20	\$ 838,564	\$ -
Sunnyside Union Elementary	Tulare	Sunnyside Elementary	57/72181-00-002	03/06/20	\$ 234,947	\$ 156,631
Santee	San Diego	Pepper Drive Elementary	57/68361-00-013	03/09/20	\$ 5,936,708	\$ -
Happy Valley Elementary	Santa Cruz	Happy Valley Elementary	57/69757-00-001	03/10/20	\$ 921,035	\$ 614,023
Little Lake City Elementary	Los Angeles	Lake Center Middle	57/64717-00-011	03/12/20	\$ 5,032,565	\$ -
Little Lake City Elementary	Los Angeles	Lakeland Elementary	57/64717-00-012	03/13/20	\$ 3,256,864	\$ -
Liberty Union High	Contra Costa	Liberty High	57/61721-00-004	03/16/20	\$ 5,750,850	\$ -
Los Angeles Unified	Los Angeles	Manhattan Place Elementary	57/64733-00-731	03/16/20	\$ 2,228,899	\$ -
Manhattan Beach Unified	Los Angeles	Meadows Avenue Elementary	57/75333-00-011	03/16/20	\$ 1,448,092	\$ -
Santee	San Diego	Sycamore Canyon Elementary	57/68361-00-014	03/17/20	\$ 280,308	\$ -
Santee	San Diego	PRIDE Academy at Prospect Avenue	57/68361-00-015	03/18/20	\$ 280,308	\$ -
Ontario-Montclair	San Bernardino	Central Language Academy	57/67819-00-039	03/19/20	\$ 493,206	\$ -
Ontario-Montclair	San Bernardino	Euclid Elementary	57/67819-00-040	03/19/20	\$ 493,206	\$ -
Santee	San Diego	Chet F Harritt Elementary	57/68361-00-016	03/19/20	\$ 1,391,641	\$ -
Mountain View Elementary	Los Angeles	Cogswell Elementary	57/64816-00-014	03/24/20	\$ 747,648	\$ -
Downey Unified	Los Angeles	Doty Middle	57/64451-00-038	03/26/20	\$ 6,509,783	\$ -
Anaheim Elementary	Orange	Sunkist Elementary	57/66423-00-034	03/31/20	\$ 8,021,867	\$ -
Santa Monica-Malibu Unified	Los Angeles	Malibu High	57/64980-00-020	04/01/20	\$ 238,260	\$ -
Mountain View Elementary	Los Angeles	Jerry Voorhis Elementary	57/64816-00-015	04/08/20	\$ 2,412,065	\$ -
Dinuba Unified	Tulare	Dinuba High	57/75531-00-013	04/08/20	\$ 4,090,672	\$ 2,727,115
Los Nietos	Los Angeles	Rancho Santa Gertrudes Elementary	57/64758-00-009	04/10/20	\$ 1,783,452	\$ -
Little Lake City Elementary	Los Angeles	Cresson Elementary	57/64717-00-013	04/15/20	\$ 3,314,669	\$ -
Little Lake City Elementary	Los Angeles	William W Orr Elementary	57/64717-00-014	04/15/20	\$ 3,552,290	\$ -
Little Lake City Elementary	Los Angeles	Paddison Elementary	57/64717-00-015	04/15/20	\$ 2,602,126	\$ -

SFP APPLICATIONS  
Modernization Acknowledged Applications Received Past Existing Authority as of May 31, 2023

District	County	Site Name	DSA Number	50-04 Date Received	Estimated State Grant (a)	Estimated Financial Hardship (b)
Little Lake City Elementary	Los Angeles	Jersey Avenue Elementary	57/64717-00-016	04/15/20	\$ 4,404,263	\$ -
Little Lake City Elementary	Los Angeles	Lakeview Elementary	57/64717-00-017	04/15/20	\$ 1,334,905	\$ -
Little Lake City Elementary	Los Angeles	Studebaker Elementary	57/64717-00-018	04/15/20	\$ 6,104,596	\$ -
Miller Creek (aka Dixie) Elementary	Marin	Miller Creek Middle	57/65318-00-008	04/20/20	\$ 3,011,768	\$ -
Azusa Unified	Los Angeles	Azusa High	57/64279-00-029	04/23/20	\$ 2,656,453	\$ -
Piedmont City Unified	Alameda	Millennium High Alternative	57/61275-00-007	04/27/20	\$ 1,143,058	\$ -
Piedmont City Unified	Alameda	Piedmont Middle	57/61275-00-008	04/27/20	\$ 3,618,536	\$ -
Woodville Union Elementary	Tulare	Woodville Elementary	57/72298-00-002	04/27/20	\$ 1,384,262	\$ 922,841
Cupertino Union	Santa Clara	Louis E. Stockmeir Elementary	57/69419-00-035	05/05/20	\$ 2,553,029	\$ -
Whittier City Elementary	Los Angeles	Lydia Jackson Elementary	57/65110-00-025	05/07/20	\$ 2,420,600	\$ -
Standard Elementary	Kern	Standard Elementary	57/63792-00-003	05/08/20	\$ 2,438,578	\$ -
Santa Cruz City Elementary	Santa Cruz	Gault Elementary	57/69815-00-007	05/08/20	\$ 766,614	\$ 511,076
Benicia Unified	Solano	Benicia Middle	57/70524-00-016	05/13/20	\$ 3,201,689	\$ -
Santa Cruz City Elementary	Santa Cruz	Westlake Elementary	57/69815-00-008	05/26/20	\$ 337,743	\$ -
Santa Cruz City High	Santa Cruz	Mission Hill Middle	57/69823-00-012	05/26/20	\$ 963,477	\$ -
Santa Cruz City High	Santa Cruz	Mission Hill Middle	57/69823-00-013	05/26/20	\$ 345,040	\$ -
Keyes Union	Stanislaus	Keyes Elementary	57/71134-00-002	05/28/20	\$ 977,602	\$ -
San Francisco Unified	San Francisco	Clarendon Alternative Elementary	57/68478-00-061	06/05/20	\$ 1,221,651	\$ -
San Jose Unified	Santa Clara	Pioneer High	57/69666-00-055	06/08/20	\$ 5,396,312	\$ -
Sutter Union High	Sutter	Butte View High	57/71449-00-002	06/08/20	\$ 53,050	\$ 35,367
Exeter Unified	Tulare	Lincoln Elementary	57/76836-00-002	06/08/20	\$ 3,223,827	\$ -
Mountain View Elementary	Los Angeles	Baker Elementary	57/64816-00-016	06/09/20	\$ 1,216,485	\$ -
Mountain View Elementary	Los Angeles	Maxson Elementary	57/64816-00-017	06/09/20	\$ 2,070,824	\$ -
Desert Sands Unified	Riverside	James Monroe Elementary	57/67058-00-022	06/12/20	\$ 3,505,912	\$ -
Happy Camp Union Elementary	Siskiyou	Happy Camp Elementary	57/70334-00-001	06/12/20	\$ 151,321	\$ 100,881
Santa Cruz City Elementary	Santa Cruz	Bay View Elementary	57/69815-00-009	06/18/20	\$ 2,335,181	\$ -
Santa Cruz City Elementary	Santa Cruz	De Laveaga Elementary	57/69815-00-010	06/18/20	\$ 684,116	\$ -
Sanger Unified	Fresno	Wilson Elementary	57/62414-00-019	06/19/20	\$ 2,240,838	\$ -
Culver City Unified	Los Angeles	Linwood E Howe Elementary	57/64444-00-018	06/19/20	\$ 1,144,606	\$ -
Moraga Elementary	Contra Costa	Joaquin Moraga Intermediate	57/61747-00-006	06/22/20	\$ 816,506	\$ -
Western Placer Unified	Placer	Glen Edwards Middle	57/66951-00-005	06/22/20	\$ 97,093	\$ -
Chino Valley Unified	San Bernardino	Robert O Townsend Junior High	57/67678-00-031	06/22/20	\$ 5,692,017	\$ -
Chino Valley Unified	San Bernardino	Canyon Hills Junior High	57/67678-00-032	06/22/20	\$ 5,297,919	\$ -
Castro Valley Unified	Alameda	Castro Valley High	57/61150-00-030	06/25/20	\$ 3,614,585	\$ -
Culver City Unified	Los Angeles	El Rincon Elementary	57/64444-00-019	06/29/20	\$ 822,716	\$ -
North Cow Creek Elementary	Shasta	North Cow Creek Elementary	57/70078-00-001	06/29/20	\$ 872,946	\$ 581,964
Whittier City Elementary	Los Angeles	Lydia Jackson Elementary	57/65110-00-026	06/30/20	\$ 1,302,684	\$ -
Redwood City Elementary	San Mateo	Selby Lane Elementary	57/69005-00-011	07/01/20	\$ 2,416,873	\$ -
Rosemead Elementary	Los Angeles	Mildred B Janson Elementary	57/64931-00-017	07/14/20	\$ 2,320,503	\$ -
Tulare City	Tulare	Wilson Elementary	57/72231-00-012	07/17/20	\$ 1,329,829	\$ -
Folsom-Cordova Unified	Sacramento	Sutter Middle	57/67330-21-007	07/20/20	\$ 6,814,963	\$ -
Los Alamitos Unified	Orange	Francis Hopkinson Elementary	57/73924-00-017	07/20/20	\$ 1,331,170	\$ -
Rowland Unified	Los Angeles	Stanley G Oswald Academy	57/73452-00-034	07/23/20	\$ 4,323,818	\$ -

SFP APPLICATIONS  
Modernization Acknowledged Applications Received Past Existing Authority as of May 31, 2023

District	County	Site Name	DSA Number	50-04 Date Received	Estimated State Grant (a)	Estimated Financial Hardship (b)
Campbell Union High	Santa Clara	Prospect High	57/69401-00-024	07/28/20	\$ 900,358	\$ -
Campbell Union High	Santa Clara	Del Mar High	57/69401-00-025	07/28/20	\$ 101,568	\$ -
Campbell Union High	Santa Clara	Westmont High	57/69401-00-026	07/28/20	\$ 454,481	\$ -
Santa Ana Unified	Orange	Muir Elementary	57/66670-00-065	07/30/20	\$ 4,894,661	\$ -
Fountain Valley Elementary	Orange	Gisler (Robert) Elementary	57/66498-00-020	08/05/20	\$ 833,071	\$ -
Culver City Unified	Los Angeles	Culver City High	57/64444-00-020	08/06/20	\$ 231,309	\$ -
Oakland Unified	Alameda	Manzanita Elementary	57/61259-00-071	08/07/20	\$ 3,004,306	\$ -
Menifee Union Elementary	Riverside	Menifee Valley Middle	57/67116-00-001	08/07/20	\$ 5,664,890	\$ -
San Dieguito Union High	San Diego	Sunset High (Continuation)	57/68346-00-009	08/07/20	\$ 1,189,752	\$ -
Azusa Unified	Los Angeles	Slauson Intermediate	57/64279-00-030	08/10/20	\$ 736,951	\$ -
Santa Barbara Unified	Santa Barbara	Santa Barbara Senior High	57/76786-00-016	08/10/20	\$ 37,749	\$ -
Mountain View Elementary	Los Angeles	Willard F Payne Elementary	57/64816-00-018	08/17/20	\$ 920,247	\$ -
Huntington Beach City Elementary	Orange	Ethel Dwyer Middle	57/66530-00-020	01/25/19	\$ 2,955,708	\$ -
Santa Paula Unified	Ventura	Thelma Bedell Elementary	57/76828-00-006	08/21/20	\$ 1,353,374	\$ -
Morgan Hill Unified	Santa Clara	Nordstrom Elementary	57/69583-00-015	08/25/20	\$ 3,569,254	\$ -
Plumas Unified	Plumas	Quincy Elementary	57/66969-00-009	08/28/20	\$ 2,502,911	\$ -
Knights Ferry Elementary	Stanislaus	Knights Ferry Elementary	57/71142-00-001	08/28/20	\$ 965,899	\$ -
Martinez Unified	Contra Costa	Alhambra Senior High	57/61739-00-011	08/31/20	\$ 2,013,416	\$ -
Grossmont Union High	San Diego	Granite Hills High	57/68130-12-002	08/31/20	\$ 1,100,157	\$ -
Benicia Unified	Solano	Matthew Turner Elementary	57/70524-00-017	09/01/20	\$ 513,549	\$ -
Pierce Joint Unified	Colusa	Pierce High	57/61614-00-009	09/02/20	\$ 1,321,723	\$ -
Garden Grove Unified	Orange	Rosita Elementary	57/66522-00-104	09/02/20	\$ 49,069	\$ -
Garden Grove Unified	Orange	Stanford Elementary	57/66522-00-105	09/02/20	\$ 218,640	\$ -
Garden Grove Unified	Orange	Agnes Ware Stanley Elementary	57/66522-00-106	09/02/20	\$ 295,479	\$ -
Garden Grove Unified	Orange	Louis G Zeyen Elementary	57/66522-00-107	09/02/20	\$ 96,002	\$ -
Arvin Union	Kern	Sierra Vista Elementary	57/63313-00-002	09/04/20	\$ 4,938,288	\$ -
Alameda City Unified	Alameda	Encinal Junior/Senior High	57/61119-00-024	09/09/20	\$ 1,106,364	\$ -
Los Alamitos Unified	Orange	Richard Henry Lee Elementary	57/73924-00-018	09/09/20	\$ 1,287,991	\$ -
Fountain Valley Elementary	Orange	Talbert (Samuel E) Middle	57/66498-00-021	09/15/20	\$ 1,704,866	\$ -
San Francisco Unified	San Francisco	Giannini (AP) Middle	57/68478-28-003	09/16/20	\$ 7,072,634	\$ -
Fairfield-Suisun Unified	Solano	Tolenas Elementary	57/70540-00-024	09/16/20	\$ 2,669,660	\$ -
Los Alamitos Unified	Orange	Rossmoor Elementary	57/73924-00-019	09/18/20	\$ 579,407	\$ -
Kings River-Hardwick Union Elementary	Kings	Kings River-Hardwick Elementary	57/63941-00-002	09/30/20	\$ 4,033,525	\$ 2,689,017
Jacoby Creek Elementary	Humboldt	Jacoby Creek	57/62893-00-002	10/02/20	\$ 2,124,224	\$ 1,416,149
Merced City Elementary	Merced	John C Fremont Elementary	57/65771-00-016	10/06/20	\$ 2,295,823	\$ -
Merced City Elementary	Merced	Charles Wright Elementary	57/65771-00-017	10/06/20	\$ 2,630,615	\$ -
Santa Barbara Unified	Santa Barbara	McKinley Elementary	57/76786-00-017	10/12/20	\$ 629,634	\$ -
Lowell Joint	Los Angeles	Macy Elementary	57/64766-00-002	10/16/20	\$ 3,670,918	\$ -
North Cow Creek Elementary	Shasta	North Cow Creek Elementary	57/70078-00-002	10/19/20	\$ 144,669	\$ 96,446
Montague Elementary	Siskiyou	Montague Elementary	57/70417-00-002	10/21/20	\$ 1,289,954	\$ 859,969
Monterey Peninsula Unified	Monterey	Marina High	57/66092-00-040	10/22/20	\$ 3,778,564	\$ -
Whittier City Elementary	Los Angeles	Wallen L Andrews Elementary	57/65110-00-027	10/23/20	\$ 780,560	\$ -
Oak Run Elementary	Shasta	Oak Run Elementary	57/70086-00-001	10/23/20	\$ 55,449	\$ 36,966

SFP APPLICATIONS  
Modernization Acknowledged Applications Received Past Existing Authority as of May 31, 2023

District	County	Site Name	DSA Number	50-04 Date Received	Estimated State Grant (a)	Estimated Financial Hardship (b)
Imperial Unified	Imperial	Imperial High	57/63164-00-004	10/26/20	\$ 2,178,524	\$ -
Rosemead Elementary	Los Angeles	Savannah Elementary	57/64931-00-018	10/27/20	\$ 2,518,586	\$ -
Laguna Beach Unified	Orange	Thurston Middle	57/66555-00-005	10/28/20	\$ 1,292,376	\$ -
Sonoma County Office of Education	Sonoma	El Colegio	57/10496-00-005	10/29/20	\$ 397,070	\$ -
Long Beach Unified	Los Angeles	Cubberley K-8	57/64725-00-042	10/29/20	\$ 9,447,775	\$ -
Long Beach Unified	Los Angeles	Prisk Elementary	57/64725-00-043	10/29/20	\$ 600,627	\$ -
Long Beach Unified	Los Angeles	Wilson High	57/64725-00-044	10/29/20	\$ 17,001,370	\$ -
Long Beach Unified	Los Angeles	Naples Elementary	57/64725-00-045	10/29/20	\$ 2,159,336	\$ -
Palo Alto Unified	Santa Clara	Henry M Gunn High	57/69641-00-031	10/30/20	\$ 1,046,318	\$ -
Downey Unified	Los Angeles	Griffiths (Gordon) Middle	57/64451-00-039	11/02/20	\$ 5,499,618	\$ -
Garden Grove Unified	Orange	Ethan B Allen Elementary	57/66522-00-108	11/06/20	\$ 2,327,552	\$ -
Garden Grove Unified	Orange	Enders Elementary	57/66522-00-109	11/06/20	\$ 3,741,226	\$ -
Garden Grove Unified	Orange	Earl Warren Elementary	57/66522-00-110	11/06/20	\$ 686,694	\$ -
Garden Grove Unified	Orange	Mamie L Northcutt Elementary	57/66522-00-111	11/06/20	\$ 1,419,563	\$ -
Redwood City Elementary	San Mateo	Fair Oaks Elementary	57/69005-00-012	11/09/20	\$ 1,511,169	\$ -
Culver City Unified	Los Angeles	Farragut Elementary	57/64444-00-021	11/11/20	\$ 698,840	\$ -
Ceres Unified	Stanislaus	Ceres High	57/71043-00-017	11/11/20	\$ 4,527,998	\$ -
Manhattan Beach Unified	Los Angeles	Aurelia Pennekamp Elementary	57/75333-00-012	11/12/20	\$ 2,072,536	\$ -
Lodi Unified	San Joaquin	Tokay High	57/68585-00-017	11/16/20	\$ 6,191,949	\$ -
Millville Elementary	Shasta	Millville Elementary	57/70052-00-004	11/18/20	\$ 8,875	\$ 5,916
Tulare County Office of Education	Tulare	LB Hill Learning Center	57/10546-00-008	11/23/20	\$ 834,309	\$ 556,206
Murrieta Valley Unified	Riverside	Murrieta Canyon Academy	57/75200-00-011	11/24/20	\$ 2,023,092	\$ -
Palo Alto Unified	Santa Clara	El Carmelo Elementary	57/69641-00-032	12/01/20	\$ 456,529	\$ -
Turlock Unified	Stanislaus	Turlock High	57/75739-00-017	12/01/20	\$ 8,679,594	\$ -
Sequoia Union High	San Mateo	Menlo-Atherton High	57/69062-01-001	12/08/20	\$ 3,270,273	\$ -
Santa Barbara Unified	Santa Barbara	Peabody Charter	57/76786-00-018	12/09/20	\$ 1,200,035	\$ -
Canyon Elementary	Contra Costa	Canyon Elementary	57/61671-00-001	12/10/20	\$ 51,899	\$ 34,599
Lodi Unified	San Joaquin	Bear Creek High	57/68585-00-018	12/10/20	\$ 1,798,147	\$ -
Santa Monica-Malibu Unified	Los Angeles	John Muir Elementary	57/64980-00-021	12/14/20	\$ 3,288,633	\$ -
Santa Monica-Malibu Unified	Los Angeles	Grant Elementary	57/64980-00-022	12/14/20	\$ 491,283	\$ -
Pomona Unified	Los Angeles	Kellogg Polytechnic Elementary	57/64907-00-038	12/15/20	\$ 898,569	\$ -
Redwood City Elementary	San Mateo	Taft Elementary	57/69005-00-013	12/17/20	\$ 2,508,541	\$ -
Redwood City Elementary	San Mateo	Clifford Elementary	57/69005-00-014	12/17/20	\$ 1,974,531	\$ -
San Ramon Valley Unified	Contra Costa	Charlotte Wood Middle	57/61804-00-045	12/18/20	\$ 4,160,111	\$ -
Redwood City Elementary	San Mateo	Roosevelt Elementary	57/69005-00-015	12/18/20	\$ 2,983,678	\$ -
Redwood City Elementary	San Mateo	John Gill Elementary	57/69005-00-016	12/18/20	\$ 280,308	\$ -
Ceres Unified	Stanislaus	Carroll Fowler Elementary	57/71043-00-018	12/18/20	\$ 1,033,241	\$ -
Los Alamitos Unified	Orange	Los Alamitos High	57/73924-00-020	12/18/20	\$ 4,813,761	\$ -
Tulare City	Tulare	Live Oak Middle	57/72231-00-013	12/21/20	\$ 2,292,239	\$ -
Hemet Unified	Riverside	Winchester Elementary	57/67082-00-011	01/11/21	\$ 3,605,542	\$ -
Sequoia Union High	San Mateo	Menlo-Atherton High	57/69062-01-002	01/13/21	\$ 2,236,801	\$ -
Pomona Unified	Los Angeles	Roosevelt Elementary	57/64907-00-039	01/15/21	\$ 3,830,957	\$ -
Vacaville Unified	Solano	Sierra Vista K-8	57/70573-00-014	01/20/21	\$ 873,752	\$ -

SFP APPLICATIONS  
Modernization Acknowledged Applications Received Past Existing Authority as of May 31, 2023

District	County	Site Name	DSA Number	50-04 Date Received	Estimated State Grant (a)	Estimated Financial Hardship (b)
Vacaville Unified	Solano	Kairos Public School Vacaville Academy	57/70573-00-015	01/27/21	\$ 1,620,399	\$ -
Murrieta Valley Unified	Riverside	Murrieta Elementary	57/75200-00-012	01/29/21	\$ 2,935,085	\$ -
Pomona Unified	Los Angeles	Decker Elementary	57/64907-00-040	02/02/21	\$ 557,351	\$ -
South Bay Union Elementary	Humboldt	Pine Hill Elementary	57/63032-00-003	02/03/21	\$ 585,617	\$ -
Lassen View Union Elementary	Tehama	Lassen View Elementary	57/71563-00-001	02/03/21	\$ 460,366	\$ 306,911
Vallecito Union	Calaveras	Avery Middle	57/61580-00-003	02/05/21	\$ 895,071	\$ -
Redding Elementary	Shasta	Sequoia Middle	57/70110-00-008	02/05/21	\$ 5,098,012	\$ -
Livermore Valley Joint Unified	Alameda	East Avenue Middle	57/61200-00-030	02/08/21	\$ 1,456,271	\$ -
Pomona Unified	Los Angeles	Vejar Elementary	57/64907-00-041	02/08/21	\$ 2,445,541	\$ -
Traver Joint Elementary	Tulare	Traver Elementary	57/72223-00-002	02/09/21	\$ 939,161	\$ 626,107
Inglewood Unified	Los Angeles	Woodworth-Monroe K-8 Academy	57/64634-00-004	02/10/21	\$ 5,961,316	\$ -
Inglewood Unified	Los Angeles	Morningside High	57/64634-00-005	02/12/21	\$ 9,664,934	\$ -
Inglewood Unified	Los Angeles	Woodworth-Monroe K-8 Academy	57/64634-00-006	02/12/21	\$ 5,961,316	\$ -
Inglewood Unified	Los Angeles	Oak Street Elementary	57/64634-00-007	02/12/21	\$ 5,141,371	\$ -
Menifee Union Elementary	Riverside	Chester W Morrison Elementary	57/67116-00-002	02/12/21	\$ 2,277,282	\$ -
Temecula Valley Unified	Riverside	Rancho Elementary	57/75192-00-019	02/22/21	\$ 3,953,778	\$ -
Vacaville Unified	Solano	Vacaville High	57/70573-00-016	02/23/21	\$ 6,462,712	\$ -
Lindsay Unified	Tulare	Reagan Elementary	57/71993-00-010	02/25/21	\$ 1,273,276	\$ 848,851
Tracy Joint Unified	San Joaquin	North Elementary	57/75499-00-013	02/25/21	\$ 6,087,113	\$ -
Liberty Union High	Contra Costa	Liberty High	57/61721-00-005	02/26/21	\$ 1,092,009	\$ -
San Bernardino City Unified	San Bernardino	Serrano Middle	57/67876-00-111	03/05/21	\$ 849,688	\$ -
San Bernardino City Unified	San Bernardino	Martin Luther King Jr. Middle	57/67876-00-112	03/08/21	\$ 3,391,128	\$ -
Chino Valley Unified	San Bernardino	Ruben S. Ayala High	57/67678-00-033	03/10/21	\$ 9,671,171	\$ -
Chico Unified	Butte	Pleasant Valley High	57/61424-00-010	03/15/21	\$ 3,859,045	\$ -
Oak Park Unified	Ventura	Red Oak Elementary	57/73874-00-006	03/15/21	\$ 3,083,378	\$ -
Pomona Unified	Los Angeles	Armstrong Elementary	57/64907-00-042	03/16/21	\$ 500,176	\$ -
San Bernardino City Unified	San Bernardino	Pacific High	57/67876-00-113	03/23/21	\$ 15,389,526	\$ -
Natomas Unified	Sacramento	Bannon Creek	57/75283-00-006	03/26/21	\$ 2,937,820	\$ -
Natomas Unified	Sacramento	Jefferson Elementary	57/75283-00-007	03/26/21	\$ 618,428	\$ -
Paramount Unified	Los Angeles	Frank J. Zamboni Middle	57/64873-00-013	03/30/21	\$ 5,037,676	\$ -
Reef-Sunset Unified	Kings	Avenal High	57/73932-00-012	03/31/21	\$ 908,286	\$ -
Reef-Sunset Unified	Kings	Avenal Elementary	57/73932-00-013	03/31/21	\$ 3,281,916	\$ -
Reef-Sunset Unified	Kings	Avenal Elementary	57/73932-00-014	03/31/21	\$ 3,281,916	\$ -
Riverside County Office of Education	Riverside	Menifee Valley Middle	57/10330-00-001	04/01/21	\$ 401,302	\$ -
Riverside Unified	Riverside	Monroe Elementary	57/67215-00-048	04/02/21	\$ 914,304	\$ -
Las Lomas Elementary	San Mateo	La Entrada Middle	57/68957-00-003	04/06/21	\$ 1,776,821	\$ -
Las Lomas Elementary	San Mateo	Las Lomas Elementary	57/68957-00-004	04/06/21	\$ 647,349	\$ -
Visalia Unified	Tulare	Hurley Elementary	57/72256-00-032	04/06/21	\$ 2,916,805	\$ -
Clovis Unified	Fresno	Maple Creek Elementary	57/62117-00-063	04/07/21	\$ 3,258,566	\$ -
Clovis Unified	Fresno	Nelson Elementary	57/62117-00-064	04/07/21	\$ 180,538	\$ -
San Bernardino City Unified	San Bernardino	Shandin Hills Middle	57/67876-00-114	04/07/21	\$ 1,984,598	\$ -
Redding Elementary	Shasta	Cypress Elementary	57/70110-00-009	04/08/21	\$ 1,860,757	\$ -
Konocti Unified	Lake	Lower Lake High	57/64022-00-015	04/13/21	\$ 966,365	\$ -

SFP APPLICATIONS  
Modernization Acknowledged Applications Received Past Existing Authority as of May 31, 2023

District	County	Site Name	DSA Number	50-04 Date Received	Estimated State Grant (a)	Estimated Financial Hardship (b)
Los Angeles Unified	Los Angeles	Blythe Street Elementary	57/64733-00-732	04/16/21	\$ 1,800,737	\$ -
Buellton Union Elementary	Santa Barbara	Oak Valley Elementary	57/69138-00-003	04/16/21	\$ 1,300,038	\$ -
Downey Unified	Los Angeles	Sussman (Edward A.) Middle	57/64451-00-040	04/26/21	\$ 3,654,641	\$ -
San Leandro Unified	Alameda	Garfield Elementary	57/61291-00-022	05/06/21	\$ 821,661	\$ -
San Leandro Unified	Alameda	Wilson Elementary	57/61291-00-023	05/06/21	\$ 1,000,593	\$ -
Desert Sands Unified	Riverside	Gerald R. Ford Elementary	57/67058-00-023	05/10/21	\$ 3,961,892	\$ -
Martinez Unified	Contra Costa	Las Juntas Elementary	57/61739-00-012	05/10/21	\$ 616,008	\$ -
Riverside Unified	Riverside	Arlington High	57/67215-00-049	05/14/21	\$ 1,175,470	\$ -
Shasta Union High	Shasta	Shasta High	57/70136-00-005	05/18/21	\$ 1,702,529	\$ -
Hermosa Beach City Elementary	Los Angeles	Hermosa View Elementary	57/64600-00-010	05/20/21	\$ 1,654,889	\$ -
Castro Valley Unified	Alameda	Vannoy Elementary	57/61150-00-031	05/22/21	\$ 321,554	\$ -
Pittsburg Unified	Contra Costa	Pittsburg Senior High	57/61788-00-011	05/28/21	\$ 7,941,908	\$ -
Val Verde Unified	Riverside	Mead Valley Elementary	57/75242-00-004	06/01/21	\$ 3,251,119	\$ -
Val Verde Unified	Riverside	Val Verde Elementary	57/75242-00-005	06/01/21	\$ 5,054,655	\$ -
Val Verde Unified	Riverside	Vista Verde Middle	57/75242-00-006	06/01/21	\$ 6,345,819	\$ -
Palm Springs Unified	Riverside	Agua Caliente Elementary	57/67173-00-012	06/02/21	\$ 2,370,815	\$ -
Lowell Joint	Los Angeles	El Portal Elementary	57/64766-00-003	06/07/21	\$ 1,286,348	\$ -
East Side Union High	Santa Clara	Andrew P. Hill High	57/69427-00-040	06/08/21	\$ 11,171,087	\$ -
Val Verde Unified	Riverside	Tomas Rivera Middle	57/75242-00-007	06/08/21	\$ 5,309,678	\$ -
Placer Union High	Placer	Placer High	57/66894-00-016	06/08/21	\$ 1,865,578	\$ -
San Juan Unified	Sacramento	Casa Roble Fundamental High	57/67447-00-070	06/11/21	\$ 2,413,857	\$ -
Bakersfield City	Kern	Bessie E. Owens Primary	57/63321-00-018	06/11/21	\$ 4,048,293	\$ -
Bakersfield City	Kern	Bessie E. Owens Intermediate	57/63321-00-019	06/11/21	\$ 5,114,606	\$ -
Visalia Unified	Tulare	Mt. Whitney High	57/72256-00-033	06/14/21	\$ 2,244,397	\$ -
Salida Union Elementary	Stanislaus	Salida Elementary	57/71266-00-002	06/17/21	\$ 943,006	\$ -
Salida Union Elementary	Stanislaus	Independence Charter	57/71266-00-003	06/17/21	\$ 460,501	\$ -
Salida Union Elementary	Stanislaus	Mildred Perkins Elementary	57/71266-00-004	06/17/21	\$ 1,820,378	\$ -
Santa Monica-Malibu Unified	Los Angeles	Lincoln Middle	57/64980-00-023	06/18/21	\$ 1,365,171	\$ -
Lucia Mar Unified	San Luis Obispo	Arroyo Grande High	57/68759-00-019	06/15/21	\$ 1,186,650	\$ -
Lodi Unified	San Joaquin	Wagner-Holt Elementary	57/68585-00-019	06/21/21	\$ 664,542	\$ -
Wheatland Union High	Yuba	Wheatland Union High	57/72769-00-003	06/25/21	\$ 1,080,953	\$ -
Desert Sands Unified	Riverside	Abraham Lincoln Elementary	57/67058-00-024	07/02/21	\$ 1,839,667	\$ -
Fontana Unified	San Bernardino	Locust Elementary	57/67710-00-027	07/07/21	\$ 593,663	\$ -
Anderson Union High	Shasta	West Valley High	57/69856-00-004	07/08/21	\$ 1,460,131	\$ -
Mendota Unified	Fresno	Mendota High	57/75127-00-007	07/08/21	\$ 2,400,209	\$ -
Chino Valley Unified	San Bernardino	Hidden Trails Elementary	57/67678-00-034	07/08/21	\$ 2,084,162	\$ -
Chino Valley Unified	San Bernardino	Butterfield Ranch Elementary	57/67678-00-035	07/08/21	\$ 2,084,162	\$ -
Manhattan Beach Unified	Los Angeles	Grand View Elementary	57/75333-00-013	07/13/21	\$ 3,557,507	\$ -
Vacaville Unified	Solano	Edwin Markham Elementary	57/70573-00-017	07/16/21	\$ 3,873,519	\$ -
Long Beach Unified	Los Angeles	Robinson Academy	57/64725-00-006	07/21/21	\$ 4,793,886	\$ -
Pleasanton Unified	Alameda	Amador Valley High	57/75101-00-018	07/21/21	\$ 1,552,152	\$ -
Atascadero Unified	San Luis Obispo	San Benito Elementary	57/68700-00-012	07/30/21	\$ 2,726,484	\$ -
Clovis Unified	Fresno	Cole Elementary	57/62117-00-065	08/03/21	\$ 3,901,527	\$ -

SFP APPLICATIONS  
Modernization Acknowledged Applications Received Past Existing Authority as of May 31, 2023

District	County	Site Name	DSA Number	50-04 Date Received	Estimated State Grant (a)	Estimated Financial Hardship (b)
San Ardo Union Elementary	Monterey	San Ardo Elementary	57/66175-00-001	08/06/21	\$ 904,499	\$ -
Los Angeles Unified	Los Angeles	Granada Hills Continuation	57/64733-00-733	08/10/21	\$ 11,024,897	\$ -
East Side Union High	Santa Clara	James Lick High	57/69427-00-041	08/11/21	\$ 9,249,390	\$ -
Livermore Valley Joint Unified	Alameda	Joe Michell Elementary	57/61200-00-031	08/12/21	\$ 2,952,077	\$ -
Long Beach Unified	Los Angeles	Hughes Middle	57/64725-00-047	08/13/21	\$ 10,336,081	\$ -
Shasta Union High	Shasta	Enterprise High	57/70136-00-006	08/13/21	\$ 405,965	\$ -
Fowler Unified	Fresno	Marshall Elementary	57/62158-00-005	08/16/21	\$ 593,663	\$ -
Val Verde Unified	Riverside	Rainbow Ridge Elementary	57/75242-00-008	08/16/21	\$ 3,183,778	\$ -
Mountain View-Los Altos Union High	Santa Clara	Los Altos High	57/69609-00-006	08/17/21	\$ 2,086,507	\$ -
Chico Unified	Butte	Pleasant Valley High	57/61424-00-011	08/20/21	\$ 1,143,544	\$ -
Simi Valley Unified	Ventura	Simi Valley High	57/72603-00-035	08/23/21	\$ 3,001,246	\$ -
Simi Valley Unified	Ventura	Royal High	57/72603-00-036	08/23/21	\$ 6,538,581	\$ -
Los Angeles Unified	Los Angeles	Arroyo Seco Museum Science	57/64733-00-735	08/24/21	\$ 1,992,899	\$ -
Cloverdale Unified	Sonoma	Washington Middle	57/70656-00-003	08/25/21	\$ 1,594,800	\$ -
Jefferson Elementary	San Mateo	Garden Village Elementary	57/68916-00-031	09/02/21	\$ 576,150	\$ -
San Juan Unified	Sacramento	John Barrett Middle	57/67447-00-071	09/03/21	\$ 4,012,081	\$ -
Fowler Unified	Fresno	Malaga Elementary	57/62158-00-006	09/07/21	\$ 996,505	\$ -
Irvine Unified	Orange	South Lake Middle	57/73650-00-037	09/08/21	\$ 5,557,028	\$ -
Elk Grove Unified	Sacramento	Pleasant Grove Elementary	57/67314-00-038	09/14/21	\$ 2,732,908	\$ -
Elk Grove Unified	Sacramento	Joseph Kerr Middle	57/67314-00-039	09/15/21	\$ 1,887,743	\$ -
San Luis Coastal Unified	San Luis Obispo	Bishop's Peak Elementary	57/68809-00-029	09/23/21	\$ 1,028,097	\$ -
Val Verde Unified	Riverside	Victoriano Elementary	57/75242-00-009	09/23/21	\$ 4,987,333	\$ -
Newport-Mesa Unified	Orange	Back Bay High	57/66597-00-052	09/24/21	\$ 568,251	\$ -
Newport-Mesa Unified	Orange	Horace Ensign Intermediate	57/66597-00-053	09/27/21	\$ 3,521,366	\$ -
Hemet Unified	Riverside	Little Lake Elementary	57/67082-00-012	09/27/21	\$ 2,358,946	\$ -
Victor Valley Union High	San Bernardino	Silverado High	57/67934-00-005	09/27/21	\$ 13,912,788	\$ -
Sequoia Union Elementary	Tulare	Sequoia Union Elementary	57/72116-00-002	09/29/21	\$ 2,272,945	\$ -
Fowler Unified	Fresno	Fowler High	57/62158-00-007	10/07/21	\$ 1,620,174	\$ -
Newport-Mesa Unified	Orange	Costa Mesa High	57/66597-00-054	10/08/21	\$ 2,661,188	\$ -
San Leandro Unified	Alameda	McKinley Elementary	57/61291-00-024	10/11/21	\$ 572,174	\$ -
San Leandro Unified	Alameda	Washington Elementary	57/61291-00-025	10/11/21	\$ 635,413	\$ -
San Marcos Unified	San Diego	Richland Elementary	57/73791-00-011	10/12/21	\$ 2,410,423	\$ -
Santa Cruz City High	Santa Cruz	Santa Cruz High	57/69823-00-014	10/13/21	\$ 1,097,306	\$ -
Val Verde Unified	Riverside	Mary McLeod Bethune Elementary	57/75242-00-010	10/13/21	\$ 3,927,022	\$ -
Val Verde Unified	Riverside	El Potrero Elementary	57/75242-00-011	10/14/21	\$ 1,085,424	\$ -
San Bernardino City Unified	San Bernardino	Del Rosa Elementary	57/67876-00-115	10/15/21	\$ 4,576,808	\$ -
San Bernardino City Unified	San Bernardino	Warm Springs Elementary	57/67876-00-116	10/15/21	\$ 4,811,962	\$ -
Windsor Unified	Sonoma	Mattie Washburn Elementary	57/75358-00-005	10/20/21	\$ 2,467,229	\$ -
McCabe Union Elementary	Imperial	McCabe Elementary	57/63180-00-002	10/25/21	\$ 877,698	\$ 587,878
Lowell Joint	Los Angeles	Jordan Elementary	57/64766-00-004	10/26/21	\$ 2,685,245	\$ -
Sutter Union High	Sutter	Sutter High	57/71449-00-003	10/27/21	\$ 1,958,886	\$ 1,305,924
Los Angeles Unified	Los Angeles	Sherman Oaks Center for Enriched Studies	57/64733-00-736	10/29/21	\$ 15,234,395	\$ -
Vallejo City Unified	Solano	Highland Elementary	57/70581-00-021	11/02/21	\$ 1,406,709	\$ -



SFP APPLICATIONS  
Modernization Acknowledged Applications Received Past Existing Authority as of May 31, 2023

District	County	Site Name	DSA Number	50-04 Date Received	Estimated State Grant (a)	Estimated Financial Hardship (b)
Vallejo City Unified	Solano	Vallejo High	57/70581-00-022	11/02/21	\$ 7,334,265	\$ -
Compton Unified	Los Angeles	Compton High	57/73437-01-044	11/09/21	\$ 11,859,646	\$ -
Thermalito Union Elementary	Butte	Poplar Avenue Elementary	57/61549-00-007	11/15/21	\$ 2,145,740	\$ -
Los Angeles Unified	Los Angeles	Theodore Roosevelt Senior High	57/64733-05-019	11/15/21	\$ 26,510,715	\$ -
San Bernardino City Unified	San Bernardino	Rio Vista Elementary	57/67876-00-117	11/15/21	\$ 1,706,152	\$ -
San Bernardino City Unified	San Bernardino	Barton Elementary	57/67876-00-118	11/15/21	\$ 1,969,764	\$ -
San Bernardino City Unified	San Bernardino	Cole Elementary	57/67876-00-119	11/15/21	\$ 312,681	\$ -
San Juan Unified	Sacramento	Arden Middle	57/67447-00-072	11/17/21	\$ 5,618,883	\$ -
Surprise Valley Joint Unified	Modoc	Surprise Valley High	57/65896-00-002	11/24/21	\$ 92,981	\$ 61,987
Pittsburg Unified	Contra Costa	Willow Cove Elementary	57/61788-00-012	12/07/21	\$ 3,407,170	\$ -
San Diego Unified	San Diego	Linda Vista Elementary	57/68338-00-269	12/08/21	\$ 2,023,418	\$ -
San Diego Unified	San Diego	La Jolla Elementary	57/68338-00-270	12/09/21	\$ 2,506,714	\$ -
San Diego Unified	San Diego	Clairemont Canyons Academy	57/68338-00-271	12/09/21	\$ 1,588,882	\$ -
San Diego Unified	San Diego	Spreckels Elementary	57/68338-00-272	12/10/21	\$ 3,371,438	\$ -
Glendale Unified	Los Angeles	Benjamin Franklin Elementary	57/64568-00-050	12/17/21	\$ 2,693,602	\$ -
San Juan Unified	Sacramento	Greer Elementary	57/67447-00-073	12/17/21	\$ 2,122,725	\$ -
San Juan Unified	Sacramento	Sylvan Middle	57/67447-00-074	12/17/21	\$ 3,421,146	\$ -
Hermosa Beach City Elementary	Los Angeles	Hermosa Valley Elementary	57/64600-00-011	12/20/21	\$ 1,407,337	\$ -
Long Beach Unified	Los Angeles	Fremont Elementary	57/64725-00-048	12/20/21	\$ 3,811,046	\$ -
Stockton Unified	San Joaquin	Montezuma Elementary	57/68676-00-043	12/20/21	\$ 3,941,683	\$ -
Snowline Joint Unified	San Bernardino	Serrano High	57/73957-00-002	12/20/21	\$ 26,786,772	\$ -
Los Angeles Unified	Los Angeles	Pio Pico Middle	57/64733-00-737	12/23/21	\$ 3,881,973	\$ -
Los Angeles Unified	Los Angeles	Los Angeles Polytechnic High	57/64733-38-024	12/23/21	\$ 18,394,736	\$ -
Hanford Joint Union High	Kings	Hanford West High	57/63925-00-006	01/03/22	\$ 6,324,560	\$ -
Hanford Joint Union High	Kings	Hanford High	57/63925-00-007	01/03/22	\$ 9,031,588	\$ -
Cloverdale Unified	Sonoma	Jefferson Elementary	57/70656-00-004	01/03/22	\$ 226,175	\$ 150,783
San Juan Unified	Sacramento	Dyer-Kelly Elementary	57/67447-00-075	01/04/22	\$ 2,639,171	\$ -
South Pasadena Unified	Los Angeles	Arroyo Vista Elementary	57/65029-00-007	01/06/22	\$ 2,037,319	\$ -
South Pasadena Unified	Los Angeles	Monterey Hills Elementary	57/65029-00-008	01/06/22	\$ 2,764,964	\$ -
South Pasadena Unified	Los Angeles	Marengo Elementary	57/65029-00-009	01/06/22	\$ 1,300,812	\$ -
Santa Monica-Malibu Unified	Los Angeles	Santa Monica High	57/64980-00-024	01/07/22	\$ 2,263,976	\$ -
Lodi Unified	San Joaquin	Lodi High	57/68585-00-020	01/07/22	\$ 12,701,506	\$ -
Santa Monica-Malibu Unified	Los Angeles	Malibu Elementary	57/64980-00-025	01/10/22	\$ 211,730	\$ -
Santa Monica-Malibu Unified	Los Angeles	Roosevelt Elementary	57/64980-00-026	01/10/22	\$ 253,045	\$ -
San Juan Unified	Sacramento	Del Campo High	57/67447-00-076	01/11/22	\$ 1,718,782	\$ -
Vacaville Unified	Solano	Willis Jepson Middle	57/70573-00-018	01/12/22	\$ 2,510,040	\$ -
Lucia Mar Unified	San Luis Obispo	Dana Elementary	57/68759-00-020	01/13/22	\$ 1,545,027	\$ -
San Francisco Unified	San Francisco	Marina Middle	57/68478-79-006	01/14/22	\$ 5,087,190	\$ -
Visalia Unified	Tulare	Green Acres Middle	57/72256-00-034	01/18/22	\$ 5,041,833	\$ -
Mendocino Unified	Mendocino	Mendocino High	57/65581-00-007	01/19/22	\$ 1,822,028	\$ -
Oakland Unified	Alameda	Fremont High	57/61259-00-072	01/20/22	\$ 13,081,284	\$ -
Fremont Union High	Santa Clara	Cupertino High	57/69468-00-017	01/25/22	\$ 2,883,779	\$ -
Fremont Union High	Santa Clara	Fremont High	57/69468-00-018	01/25/22	\$ 1,831,159	\$ -

SFP APPLICATIONS  
Modernization Acknowledged Applications Received Past Existing Authority as of May 31, 2023

District	County	Site Name	DSA Number	50-04 Date Received	Estimated State Grant (a)	Estimated Financial Hardship (b)
Fremont Union High	Santa Clara	Monta Vista High	57/69468-00-019	01/25/22	\$ 824,211	\$ -
Lucia Mar Unified	San Luis Obispo	Branch Elementary	57/68759-00-021	01/26/22	\$ 1,198,935	\$ -
Lucia Mar Unified	San Luis Obispo	Shell Beach Elementary	57/68759-00-022	01/26/22	\$ 1,267,161	\$ -
Shiloh Elementary	Stanislaus	Shiloh Elementary	57/71274-00-002	01/26/22	\$ 692,087	\$ -
San Ramon Valley Unified	Contra Costa	San Ramon Valley High	57/61804-00-046	01/31/22	\$ 13,278,135	\$ -
Santa Monica-Malibu Unified	Los Angeles	Will Rogers Elementary	57/64980-00-027	02/02/22	\$ 274,399	\$ -
Santa Monica-Malibu Unified	Los Angeles	John Adams Middle	57/64980-00-028	02/02/22	\$ 685,570	\$ -
Redlands Unified	San Bernardino	Lugonia Elementary	57/67843-00-017	02/02/22	\$ 402,314	\$ -
Redlands Unified	San Bernardino	Cope Middle	57/67843-00-018	02/02/22	\$ 1,076,784	\$ -
Redlands Unified	San Bernardino	Crafton Elementary	57/67843-00-019	02/02/22	\$ 508,135	\$ -
Redlands Unified	San Bernardino	Mentone Elementary	57/67843-00-020	02/02/22	\$ 1,361,431	\$ -
Pomona Unified	Los Angeles	Arroyo Elementary	57/64907-00-043	02/03/22	\$ 1,999,555	\$ -
Pacifica	San Mateo	Ocean Shore Elementary	57/68932-00-010	02/03/22	\$ 936,186	\$ -
Long Beach Unified	Los Angeles	Helen Keller Middle	57/64725-00-049	02/04/22	\$ 2,222,143	\$ -
Pomona Unified	Los Angeles	Ganesha High	57/64907-00-044	02/08/22	\$ 1,011,959	\$ -
Pomona Unified	Los Angeles	Garey High	57/64907-00-045	02/08/22	\$ 4,246,063	\$ -
Pomona Unified	Los Angeles	Alcott Elementary	57/64907-00-046	02/10/22	\$ 976,486	\$ -
Los Angeles Unified	Los Angeles	San Pedro Senior High	57/64733-20-023	02/11/22	\$ 21,899,618	\$ -
Paradise Unified	Butte	Pine Ridge Elementary	57/61531-00-008	02/14/22	\$ 1,269,481	\$ -
Paradise Unified	Butte	Paradise Intermediate	57/61531-00-009	02/14/22	\$ 1,382,107	\$ -
Desert Sands Unified	Riverside	James Madison Elementary	57/67058-00-025	02/15/22	\$ 2,709,586	\$ -
Pleasanton Unified	Alameda	Lydiksen Elementary	57/75101-00-019	02/15/22	\$ 973,948	\$ -
Pomona Unified	Los Angeles	Emerson Middle	57/64907-00-047	02/15/22	\$ 680,119	\$ -
Hesperia Unified	San Bernardino	Kingston Elementary	57/75044-00-003	02/15/22	\$ 810,533	\$ 540,355
Hesperia Unified	San Bernardino	Hesperia High	57/75044-00-004	02/15/22	\$ 2,355,588	\$ 1,570,392
Hesperia Unified	San Bernardino	Mesa Grande Elementary	57/75044-00-004	02/15/22	\$ 635,093	\$ 423,395
Hesperia Unified	San Bernardino	Juniper Elementary	57/75044-00-006	02/15/22	\$ 614,040	\$ 409,360
Hesperia Unified	San Bernardino	Hesperia Junior High	57/75044-00-007	02/15/22	\$ 1,168,650	\$ 779,100
Monterey Peninsula Unified	Monterey	Central Coast High	57/66092-00-041	02/17/22	\$ 1,149,664	\$ -
Anaheim Union High	Orange	Ball Junior High	57/66431-04-001	02/17/22	\$ 1,448,209	\$ -
Los Angeles Unified	Los Angeles	McKinley Avenue Elementary	57/64733-00-738	02/15/22	\$ 4,349,403	\$ -
San Rafael City Elementary	Marin	Bahia Vista Elementary	57/65458-00-017	02/22/22	\$ 880,472	\$ -
Val Verde Unified	Riverside	Rancho Verde High	57/75242-00-012	02/23/22	\$ 1,902,897	\$ -
Tipton Elementary	Tulare	Tipton Elementary	57/72215-00-002	02/24/22	\$ 5,614,678	\$ -
San Luis Coastal Unified	San Luis Obispo	C L Smith Elementary	57/68809-00-030	03/01/22	\$ 678,485	\$ -
San Luis Coastal Unified	San Luis Obispo	Morro Bay High	57/68809-00-031	03/01/22	\$ 885,342	\$ -
Redwood City Elementary	San Mateo	Roy Cloud Elementary	57/69005-00-017	03/03/22	\$ 3,943,536	\$ -
Morgan Hill Unified	Santa Clara	Jackson Academy of Music and Math (JAMM)	57/69583-00-016	03/03/22	\$ 3,815,943	\$ -
Santa Ana Unified	Orange	Raymond A. Villa Fundamental Intermediate	57/66670-00-066	03/04/22	\$ 9,953,855	\$ -
Los Angeles Unified	Los Angeles	Sixth Avenue Elementary	57/64733-00-739	03/02/22	\$ 3,138,562	\$ -
Los Angeles Unified	Los Angeles	Grover Cleveland Charter High	57/64733-41-008	03/02/22	\$ 24,548,061	\$ -
Chaffey Joint Union High	San Bernardino	Rancho Cucamonga High	57/67652-00-008	03/10/22	\$ 10,643,989	\$ -
Desert Sands Unified	Riverside	Harry S. Truman Elementary	57/67058-00-026	03/10/22	\$ 4,124,664	\$ -

SFP APPLICATIONS  
Modernization Acknowledged Applications Received Past Existing Authority as of May 31, 2023

District	County	Site Name	DSA Number	50-04 Date Received	Estimated State Grant (a)	Estimated Financial Hardship (b)
Los Nietos	Los Angeles	Rancho Santa Gertrudes Elementary	57/64758-00-010	03/11/22	\$ 1,901,647	\$ -
Corona-Norco Unified	Riverside	George Washington Elementary	57/67033-00-024	03/15/22	\$ 3,081,248	\$ -
Natomas Unified	Sacramento	Natomas High	57/75283-00-008	03/15/22	\$ 2,785,949	\$ -
Pacifica	San Mateo	Ortega Elementary	57/68932-00-011	03/15/22	\$ 711,463	\$ -
Newport-Mesa Unified	Orange	Estancia High	57/66597-00-055	03/17/22	\$ 971,307	\$ -
Fresno Unified	Fresno	Jackson Elementary	57/62166-00-146	03/18/22	\$ 2,662,218	\$ -
Walnut Valley Unified	Los Angeles	Diamond Bar High	57/73460-00-015	03/25/22	\$ 12,510,472	\$ -
Anaheim Union High	Orange	Sycamore Junior High	57/66431-01-001	03/28/22	\$ 7,672,618	\$ -
Anaheim Union High	Orange	Magnolia High	57/66431-05-001	04/01/22	\$ 4,943,593	\$ -
Downey Unified	Los Angeles	Old River Elementary	57/64451-00-034	04/01/22	\$ 467,316	\$ -
Lowell Joint	Los Angeles	Meadow Green Elementary	57/64766-00-005	04/04/22	\$ 4,454,043	\$ -
Irvine Unified	Orange	Canyon View Elementary	57/73650-00-038	04/04/22	\$ 919,860	\$ -
Redding Elementary	Shasta	Bonny View Elementary	57/70110-00-010	04/06/22	\$ 1,689,660	\$ -
Marysville Joint Unified	Yuba	Arboga Elementary	57/72736-00-018	04/07/22	\$ 3,148,614	\$ -
Brawley Elementary	Imperial	Barbara Worth Junior High	57/63073-00-009	04/08/22	\$ 709,172	\$ 472,781
Brawley Elementary	Imperial	Miguel Hidalgo Elementary	57/63073-00-010	04/08/22	\$ 1,947,050	\$ 1,298,033
Brawley Elementary	Imperial	Phil D Swing Elementary	57/63073-00-011	04/08/22	\$ 128,779	\$ 85,853
Brawley Elementary	Imperial	Myron D Witter Elementary	57/63073-00-012	04/08/22	\$ 387,465	\$ 258,310
Brawley Elementary	Imperial	J. W. Oakley Elementary	57/63073-00-013	02/15/19	\$ 885,734	\$ 590,489
Napa Valley Unified	Napa	McPherson Elementary	57/66266-00-033	04/08/22	\$ 991,174	\$ -
Napa Valley Unified	Napa	Browns Valley Elementary	57/66266-00-034	04/08/22	\$ 828,732	\$ -
Napa Valley Unified	Napa	Alta Heights Elementary	57/66266-00-035	04/08/22	\$ 1,211,201	\$ -
Konocti Unified	Lake	Lower Lake Elementary	57/64022-00-016	04/11/22	\$ 651,016	\$ -
Konocti Unified	Lake	Lower Lake High	57/64022-00-017	04/11/22	\$ 1,478,323	\$ -
Lucia Mar Unified	San Luis Obispo	Grover Heights Elementary	57/68759-00-023	04/11/22	\$ 2,512,552	\$ -
Fremont Unified	Alameda	G. M. Walters Middle	57/61176-00-056	04/12/22	\$ 2,067,993	\$ -
San Lorenzo Unified	Alameda	Lorenzo Manor Elementary	57/61309-00-019	04/12/22	\$ 725,024	\$ -
Natomas Unified	Sacramento	Natomas Pacific Pathways Prep Elementary	57/75283-00-009	04/13/22	\$ 1,371,220	\$ -
Anaheim Union High	Orange	Anaheim High	57/66431-01-002	04/14/22	\$ 976,302	\$ -
Anaheim Union High	Orange	Ball Junior High	57/66431-04-002	04/14/22	\$ 1,180,348	\$ -
South Pasadena Unified	Los Angeles	South Pasadena Middle	57/65029-00-010	04/19/22	\$ 1,380,396	\$ -
Chino Valley Unified	San Bernardino	Eagle Canyon Elementary	57/67678-00-036	04/25/22	\$ 3,570,964	\$ -
Del Norte County Unified	Del Norte	Del Norte High	57/61820-00-018	04/26/22	\$ 5,094,741	\$ -
Redwood City Elementary	San Mateo	Garfield Elementary	57/69005-00-018	04/26/22	\$ 2,259,978	\$ -
Redwood City Elementary	San Mateo	Hoover Elementary	57/69005-00-019	04/26/22	\$ 5,111,654	\$ -
Paradise Unified	Butte	Cedarwood Elementary	57/61531-00-010	04/27/22	\$ 1,362,022	\$ -
Los Angeles Unified	Los Angeles	North Hollywood Senior High	57/64733-22-015	04/27/22	\$ 37,353,240	\$ -
Pacifica	San Mateo	Valleamar Elementary	57/68932-00-012	04/29/22	\$ 623,940	\$ -
Pacifica	San Mateo	Sunset Ridge Elementary	57/68932-00-013	04/29/22	\$ 250,808	\$ -
Pacifica	San Mateo	Ingrid B. Lacy Middle	57/68932-00-014	04/29/22	\$ 342,573	\$ -
Castaic Union	Los Angeles	Live Oak Elementary	57/64345-00-001	05/02/22	\$ 3,406,493	\$ -
Pacifica	San Mateo	Cabrillo Elementary	57/68932-00-015	05/06/22	\$ 834,020	\$ -
Vallejo City Unified	Solano	Loma Vista Elementary	57/70581-00-023	05/06/22	\$ 366,250	\$ -

SFP APPLICATIONS  
Modernization Acknowledged Applications Received Past Existing Authority as of May 31, 2023

District	County	Site Name	DSA Number	50-04 Date Received	Estimated State Grant (a)	Estimated Financial Hardship (b)
San Leandro Unified	Alameda	Roosevelt Elementary	57/61291-00-026	05/09/22	\$ 689,795	\$ -
Capistrano Unified	Orange	Tesoro High	57/66464-00-022	01/22/19	\$ 1,938,922	\$ -
Robla Elementary	Sacramento	Robla Elementary	57/67421-00-004	05/13/22	\$ 1,035,307	\$ -
Robla Elementary	Sacramento	Glenwood Elementary	57/67421-00-005	05/13/22	\$ 2,218,515	\$ -
Robla Elementary	Sacramento	Bell Avenue Elementary	57/67421-00-006	05/13/22	\$ 1,183,208	\$ -
Pittsburg Unified	Contra Costa	Los Medanos Elementary	57/61788-00-013	05/16/22	\$ 2,143,377	\$ -
San Bernardino City Unified	San Bernardino	Oehl Elementary	57/67876-00-120	05/16/22	\$ 628,688	\$ -
San Bernardino City Unified	San Bernardino	San Bernardino High	57/67876-00-121	05/16/22	\$ 5,335,031	\$ -
Napa Valley Unified	Napa	Shearer Elementary	57/66266-00-036	05/17/22	\$ 810,849	\$ -
San Juan Unified	Sacramento	Mira Loma High	57/67447-00-077	05/17/22	\$ 7,352,094	\$ -
Butteville Union Elementary	Siskiyou	Butteville Elementary	57/70201-00-003	05/17/22	\$ 2,404,047	\$ -
Santa Barbara Unified	Santa Barbara	Adams Elementary	57/76786-00-019	05/17/22	\$ 200,982	\$ -
Galt Joint Union Elementary	Sacramento	River Oaks Elementary	57/67348-00-005	05/26/22	\$ 1,503,956	\$ -
Oak Valley Union Elementary	Tulare	Oak Valley Elementary	57/72017-00-003	05/26/22	\$ 4,062,347	\$ -
Fallbrook Union High	San Diego	Fallbrook High	57/68122-00-002	06/07/22	\$ 8,496,541	\$ -
Desert Sands Unified	Riverside	James Earl Carter Elementary	57/67058-00-027	06/09/22	\$ 3,563,958	\$ -
Manteca Unified	San Joaquin	French Camp Elementary	57/68593-00-016	06/12/22	\$ 4,638,120	\$ -
Napa Valley Unified	Napa	Vintage High	57/66266-00-037	06/13/22	\$ 915,716	\$ -
Napa Valley Unified	Napa	Napa High	57/66266-00-038	06/13/22	\$ 865,309	\$ -
Oxnard	Ventura	Emilie Ritche Elementary	57/72538-00-032	06/13/22	\$ 4,841,293	\$ -
Oxnard	Ventura	Christa McAuliffe Elementary	57/72538-00-033	06/13/22	\$ 5,265,275	\$ -
Napa Valley Unified	Napa	Bel Aire Park Elementary	57/66266-00-039	06/16/22	\$ 1,753,543	\$ -
Napa Valley Unified	Napa	Northwood Elementary	57/66266-00-040	06/16/22	\$ 1,336,277	\$ -
Napa Valley Unified	Napa	Napa Valley Language Academy	57/66266-00-041	06/16/22	\$ 807,786	\$ -
Napa Valley Unified	Napa	Donaldson Way Elementary	57/66266-00-042	06/16/22	\$ 1,439,884	\$ -
Washington Unified	Yolo	Westmore Oaks Elementary	57/72694-00-020	06/17/22	\$ 1,414,493	\$ -
Long Beach Unified	Los Angeles	Twain Elementary	57/64725-00-050	06/21/22	\$ 7,379,385	\$ -
Firebaugh-Las Deltas Unified	Fresno	Hazel M. Bailey Primary	57/73809-00-007	06/22/22	\$ 2,665,139	\$ -
Long Beach Unified	Los Angeles	Holmes Elementary	57/64725-00-051	06/30/22	\$ 5,242,796	\$ -
Napa Valley Unified	Napa	Shearer Elementary	57/66266-00-043	07/06/22	\$ 825,985	\$ -
Fresno Unified	Fresno	McLane High	57/62166-00-147	07/07/22	\$ 1,973,319	\$ -
Fresno Unified	Fresno	Roosevelt High	57/62166-00-148	07/07/22	\$ 4,761,015	\$ -
Folsom-Cordova Unified	Sacramento	Natoma Station Elementary	57/67330-21-008	07/08/22	\$ 2,887,576	\$ -
Anaheim Union High	Orange	Magnolia High	57/66431-05-002	07/15/22	\$ 1,175,602	\$ -
La Canada Unified	Los Angeles	Palm Crest Elementary	57/64659-00-009	07/18/22	\$ 1,690,836	\$ -
Temecula Valley Unified	Riverside	Vintage Hills Elementary	57/75192-00-020	07/18/22	\$ 4,976,650	\$ -
Pomona Unified	Los Angeles	Allison Elementary	57/64907-00-048	07/19/22	\$ 699,903	\$ -
Capistrano Unified	Orange	Tesoro High	57/66464-00-026	07/19/22	\$ 1,827,518	\$ -
Pomona Unified	Los Angeles	Harrison Elementary	57/64907-00-049	07/20/22	\$ 1,021,809	\$ -
Napa County Office of Education	Napa	Napa County Community	57/10280-00-001	07/26/22	\$ 1,522,528	\$ -
Los Angeles Unified	Los Angeles	Ninety-Second Street Elementary	57/64733-00-741	07/27/22	\$ 6,510,147	\$ -
San Juan Unified	Sacramento	San Juan High	57/67447-00-078	07/27/22	\$ 4,489,464	\$ -
Yuba County Office of Education	Yuba	Spring Valley School	57/10587-00-004	07/28/22	\$ 702,116	\$ 468,077

SFP APPLICATIONS  
Modernization Acknowledged Applications Received Past Existing Authority as of May 31, 2023

District	County	Site Name	DSA Number	50-04 Date Received	Estimated State Grant (a)	Estimated Financial Hardship (b)
Waterford Unified	Stanislaus	Waterford Junior High	57/75572-00-005	07/28/22	\$ 1,964,525	\$ -
Waterford Unified	Stanislaus	Richard M. Moon Primary	57/75572-00-006	07/28/22	\$ 3,469,242	\$ 2,312,828
Greenfield Union	Kern	Fairview Elementary	57/63503-00-011	07/29/22	\$ 4,546,409	\$ 3,030,939
Mountain View Whisman	Santa Clara	Amy Imai Elementary	57/69591-00-006	08/01/22	\$ 1,933,212	\$ -
Mountain View Whisman	Santa Clara	Edith Landels Elementary	57/69591-00-007	08/01/22	\$ 2,042,065	\$ -
Mountain View Whisman	Santa Clara	Isaac Newton Graham Middle	57/69591-00-008	08/01/22	\$ 3,546,225	\$ -
Mountain View Whisman	Santa Clara	Benjamin Bubb Elementary	57/69591-00-009	08/01/22	\$ 2,494,672	\$ -
Mountain View-Los Altos Union High	Santa Clara	Mountain View High	57/69609-00-007	08/03/22	\$ 1,952,607	\$ -
Hanford Elementary	Kings	Lee Richmond Elementary	57/63917-00-011	08/05/22	\$ 620,015	\$ -
Hanford Elementary	Kings	Roosevelt Elementary	57/63917-00-012	08/05/22	\$ 1,227,752	\$ -
San Benito High	San Benito	San Benito High	57/67538-00-007	08/09/22	\$ 1,489,873	\$ -
San Benito High	San Benito	San Benito High	57/67538-00-008	08/09/22	\$ 6,029,189	\$ -
San Benito High	San Benito	San Benito High	57/67538-00-009	08/10/22	\$ 1,148,465	\$ -
Waukena Joint Union Elementary	Tulare	Waukena Joint Union Elementary	57/72264-00-001	08/10/22	\$ 2,496,045	\$ -
Lammersville Joint Unified	San Joaquin	Lammersville Elementary	57/76760-00-002	08/10/22	\$ 2,363,198	\$ -
Imperial County Office of Education	Imperial	Imperial Valley Center	57/10132-00-002	08/11/22	\$ 4,543,368	\$ -
Pomona Unified	Los Angeles	Golden Springs Elementary	57/64907-00-050	08/11/22	\$ 973,417	\$ -
Santa Barbara Unified	Santa Barbara	Harding University Partnership	57/76786-00-020	08/11/22	\$ 1,721,568	\$ -
Anaheim Union High	Orange	Anaheim High	57/66431-01-003	08/15/22	\$ 937,125	\$ -
Yuba County Office of Education	Yuba	Agnes Weber Meade (Sdl)	57/10587-00-001	08/16/22	\$ 1,065,828	\$ -
Vacaville Unified	Los Angeles	Buckingham Collegiate Charter Academy	57/70573-00-019	08/16/22	\$ 3,058,512	\$ -
Alhambra Unified	Los Angeles	Marguerita Elementary	57/75713-00-030	08/16/22	\$ 4,081,175	\$ -
Alhambra Unified	Los Angeles	Monterey Highlands Elementary	57/75713-00-031	08/16/22	\$ 3,341,620	\$ -
Alhambra Unified	Los Angeles	Brightwood Elementary	57/75713-00-032	08/16/22	\$ 4,689,655	\$ -
Alhambra Unified	Los Angeles	Emery Park Elementary	57/75713-00-033	08/16/22	\$ 1,280,632	\$ -
Riverdale Joint Unified	Fresno	Fipps Primary	57/75408-00-007	08/17/22	\$ 974,694	\$ -
Riverdale Joint Unified	Fresno	Riverdale Elementary	57/75408-00-008	08/17/22	\$ 1,269,522	\$ -
Riverdale Joint Unified	Fresno	Riverdale High	57/75408-00-009	08/17/22	\$ 230,325	\$ -
San Luis Coastal Unified	San Luis Obispo	San Luis Obispo High	57/68809-00-032	08/18/22	\$ 2,952,034	\$ -
Windsor Unified	Sonoma	Cali Calmecac Language Academy	57/75358-00-006	08/24/22	\$ 2,514,317	\$ -
Visalia Unified	Tulare	La Joya Middle	57/72256-00-035	08/25/22	\$ 4,459,387	\$ -
Hayward Unified	Alameda	Winton Middle	57/61192-00-006	08/29/22	\$ 3,817,884	\$ -
Del Norte County Unified	Del Norte	Redwood Elementary	57/61820-00-019	08/31/22	\$ 954,538	\$ -
Del Norte County Unified	Del Norte	Smith River Elementary	57/61820-00-020	08/31/22	\$ 707,717	\$ -
San Mateo Union High	San Mateo	San Mateo High	57/69047-00-007	08/31/22	\$ 1,722,665	\$ -
San Mateo Union High	San Mateo	Capuchino High	57/69047-00-008	08/31/22	\$ 1,825,976	\$ -
San Mateo Union High	San Mateo	Mills High	57/69047-00-009	09/01/22	\$ 865,538	\$ -
San Mateo Union High	San Mateo	Burlingame High	57/69047-00-010	09/01/22	\$ 4,655,344	\$ -
San Mateo Union High	San Mateo	Hillsdale High	57/69047-00-011	09/01/22	\$ 5,337,097	\$ -
San Mateo Union High	San Mateo	Aragon High	57/69047-00-012	09/01/22	\$ 3,113,529	\$ -
Redding Elementary	Shasta	Juniper Elementary	57/70110-00-011	09/01/22	\$ 1,275,879	\$ -
Visalia Unified	Tulare	Redwood High	57/72256-00-036	09/07/22	\$ 8,601,516	\$ -
Vista Unified	San Diego	Rancho Buena Vista High	57/68452-00-013	09/09/22	\$ 1,462,014	\$ -

SFP APPLICATIONS  
Modernization Acknowledged Applications Received Past Existing Authority as of May 31, 2023

District	County	Site Name	DSA Number	50-04 Date Received	Estimated State Grant (a)	Estimated Financial Hardship (b)
Vista Unified	San Diego	Vista Academy of Visual and Performing Arts	57/68452-00-014	09/09/22	\$ 693,680	\$ -
Vista Unified	San Diego	Vista Magnet Middle School of Technology, Science	57/68452-00-015	09/09/22	\$ 1,253,731	\$ -
Redding Elementary	Shasta	Turtle Bay	57/70110-00-012	09/09/22	\$ 1,467,178	\$ -
Visalia Unified	Tulare	Valley Oak Middle	57/72256-00-037	09/13/22	\$ 2,894,248	\$ -
Long Beach Unified	Los Angeles	Burcham Elementary	57/64725-00-052	09/20/22	\$ 6,470,500	\$ -
Long Beach Unified	Los Angeles	Burcham Elementary	57/64725-00-053	09/20/22	\$ 7,193,025	\$ -
Long Beach Unified	Los Angeles	Bryant Elementary	57/64725-00-054	09/20/22	\$ 4,721,657	\$ -
Lucia Mar Unified	San Luis Obispo	Arroyo Grande High	57/68759-00-024	09/20/22	\$ 5,001,927	\$ -
San Juan Unified	Sacramento	Del Paso Manor Elementary	57/67447-00-079	09/21/22	\$ 662,218	\$ -
Colton Joint Unified	San Bernardino	Terrace Hills Middle	57/67686-00-027	09/22/22	\$ 952,923	\$ -
Snowline Joint Unified	San Bernardino	Baldy Mesa Elementary	57/73957-00-003	09/23/22	\$ 5,059,475	\$ -
Snowline Joint Unified	San Bernardino	Chaparral High	57/73957-00-004	09/23/22	\$ 2,121,725	\$ -
Lucia Mar Unified	San Luis Obispo	Fairgrove Elementary	57/68759-00-025	09/29/22	\$ 1,496,985	\$ -
Vallejo City Unified	Solano	Jesse M. Bethel High	57/70581-00-024	09/29/22	\$ 2,775,937	\$ -
Los Angeles Unified	Los Angeles	One Hundred Fifty-Third Street	57/64733-00-743	10/05/22	\$ 578,191	\$ -
Ocean View	Orange	Star View Elementary	57/66613-00-025	10/07/22	\$ 858,917	\$ -
Castro Valley Unified	Alameda	Chabot Elementary	57/61150-00-032	10/10/22	\$ 510,060	\$ -
San Juan Unified	Sacramento	Greer Elementary	57/67447-00-080	10/10/22	\$ 474,022	\$ -
Castro Valley Unified	Alameda	Independent Elementary	57/61150-00-033	10/13/22	\$ 2,053,061	\$ -
East Side Union High	Santa Clara	Independence High	57/69427-00-042	10/14/22	\$ 1,129,027	\$ -
San Juan Unified	Sacramento	Lichen K-8	57/67447-00-081	10/17/22	\$ 2,127,194	\$ -
Los Angeles Unified	Los Angeles	Garvanza Elementary	57/64733-00-744	10/18/22	\$ 2,019,801	\$ -
Capistrano Unified	Orange	Aliso Niguel High	57/66464-00-027	10/18/22	\$ 1,874,147	\$ -
Natomas Unified	Sacramento	American Lakes	57/75283-00-010	10/18/22	\$ 3,340,838	\$ -
San Diego Unified	San Diego	Balboa Elementary	57/68338-00-273	10/19/22	\$ 9,474,093	\$ -
Val Verde Unified	Riverside	Vista Verde Middle	57/75242-00-013	10/19/22	\$ 549,789	\$ -
Los Angeles Unified	Los Angeles	Aragon Avenue Elementary	57/64733-00-745	10/20/22	\$ 3,468,406	\$ -
Los Angeles Unified	Los Angeles	Belvedere Middle	57/64733-09-012	10/20/22	\$ 8,317,822	\$ -
Los Angeles Unified	Los Angeles	Thomas Jefferson Senior High	57/64733-13-011	10/20/22	\$ 26,205,856	\$ -
Castro Valley Unified	Alameda	Castro Valley Elementary	57/61150-00-034	10/25/22	\$ 889,525	\$ -
Castro Valley Unified	Alameda	Marshall Elementary	57/61150-00-035	10/25/22	\$ 1,000,074	\$ -
Castro Valley Unified	Alameda	Stanton Elementary	57/61150-00-036	10/25/22	\$ 1,006,248	\$ -
Castro Valley Unified	Alameda	Proctor Elementary	57/61150-00-037	10/25/22	\$ 1,517,774	\$ -
Monterey Peninsula Unified	Monterey	Martin Luther King	57/66092-00-043	10/25/22	\$ 329,990	\$ -
Pomona Unified	Los Angeles	Simons Middle	57/64907-00-051	10/26/22	\$ 2,993,985	\$ -
Pittsburg Unified	Contra Costa	Parkside Elementary	57/61788-00-014	10/27/22	\$ 139,907	\$ -
Los Angeles Unified	Los Angeles	Second Street Elementary	57/64733-00-746	11/03/22	\$ 3,357,743	\$ -
San Dieguito Union High	San Diego	Diegueno Middle	57/68346-00-010	11/04/22	\$ 6,378,380	\$ -
Los Angeles Unified	Los Angeles	Belvedere Middle	57/64733-09-013	11/07/22	\$ 8,317,822	\$ -
Los Angeles Unified	Los Angeles	Daniel Webster Middle	57/64733-24-009	11/07/22	\$ 2,502,777	\$ -
Los Angeles Unified	Los Angeles	Twenty-Fourth Street Elementary	57/64733-00-747	11/09/22	\$ 3,530,518	\$ -
Ocean View	Orange	Vista View Middle	57/66613-00-026	11/09/22	\$ 834,256	\$ -
Nevada Joint Union High	Nevada	Bear River High	57/66357-00-015	11/11/22	\$ 4,199,229	\$ -

SFP APPLICATIONS  
Modernization Acknowledged Applications Received Past Existing Authority as of May 31, 2023

District	County	Site Name	DSA Number	50-04 Date Received	Estimated State Grant (a)	Estimated Financial Hardship (b)
Los Angeles Unified	Los Angeles	Castelar Street Elementary	57/64733-00-748	11/15/22	\$ 2,108,585	\$ -
Morongo Unified	San Bernardino	Twentynine Palms High	57/67777-00-010	11/17/22	\$ 2,382,390	\$ -
Chula Vista Elementary	San Diego	Feaster (Mae L.) Charter	57/68023-00-020	11/17/22	\$ 5,419,613	\$ -
Benicia Unified	Solano	Benicia High	57/70524-00-018	11/18/22	\$ 2,930,340	\$ -
Benicia Unified	Solano	Matthew Turner Elementary	57/70524-00-019	11/18/22	\$ 1,143,890	\$ -
Lamont Elementary	Kern	Alicante Avenue Elementary	57/63560-00-005	11/21/22	\$ 1,331,109	\$ -
Lamont Elementary	Kern	Lamont Elementary	57/63560-00-006	11/21/22	\$ 2,852,292	\$ -
Ocean View	Orange	Marine View Middle	57/66613-00-027	11/21/22	\$ 767,590	\$ -
Los Angeles Unified	Los Angeles	James Madison Middle	57/64733-00-749	11/22/22	\$ 2,451,838	\$ -
Los Angeles Unified	Los Angeles	Ambler Avenue Elementary	57/64733-00-750	11/22/22	\$ 1,158,703	\$ -
Jurupa Unified	Riverside	Jurupa Middle	57/67090-00-017	11/22/22	\$ 4,566,713	\$ -
Los Angeles Unified	Los Angeles	Anatola Avenue Elementary	57/64733-00-751	12/02/22	\$ 1,845,345	\$ -
Los Angeles Unified	Los Angeles	Bancroft (Hubert Howe) Junior	57/64733-31-009	12/02/22	\$ 5,340,325	\$ -
San Mateo Union High	San Mateo	Capuchino High	57/69047-00-013	12/02/22	\$ 935,967	\$ -
Los Angeles Unified	Los Angeles	Canfield Avenue Elementary	57/64733-00-752	12/05/22	\$ 2,026,799	\$ -
Sunnyvale	Santa Clara	Ellis Elementary	57/69690-00-014	12/06/22	\$ 2,178,244	\$ -
Sequoia Union High	San Mateo	Woodside High	57/69062-00-039	12/07/22	\$ 1,935,008	\$ -
Capistrano Unified	Orange	Dana Hills High	57/66464-00-028	12/08/22	\$ 796,991	\$ -
Natomas Unified	Sacramento	Natomas High	57/75283-00-011	12/08/22	\$ 4,513,367	\$ -
Santa Barbara Unified	Santa Barbara	Monroe Elementary	57/76786-00-021	12/09/22	\$ 999,273	\$ -
San Ramon Valley Unified	Contra Costa	Alamo Elementary	57/61804-00-047	12/12/22	\$ 837,192	\$ -
Vista Unified	San Diego	Vista High	57/68452-00-016	12/15/22	\$ 9,424,252	\$ -
Albany City Unified	Alameda	Marin Elementary	57/61127-00-007	12/22/22	\$ 1,578,838	\$ -
Los Angeles Unified	Los Angeles	Sixth Avenue Elementary	57/64733-00-753	01/03/23	\$ 2,637,353	\$ -
Ravenswood City Elementary	San Mateo	Cesar Chavez Ravenswood Middle	57/68999-00-018	01/05/23	\$ 3,985,647	\$ -
Santa Ana Unified	Orange	McFadden Institute of Technology	57/66670-00-068	01/06/23	\$ 2,361,364	\$ -
Visalia Unified	Tulare	Pinkham Elementary	57/72256-00-038	01/09/23	\$ 1,390,315	\$ -
Los Angeles Unified	Los Angeles	John A. Sutter Middle	57/64733-00-754	01/10/23	\$ 157,444	\$ -
Novato Unified	Marin	Sinaloa Middle	57/65417-00-027	01/10/23	\$ 566,114	\$ -
San Bernardino City Unified	San Bernardino	San Gorgonio High	57/67876-00-122	01/10/23	\$ 2,010,909	\$ -
Novato Unified	Marin	Rancho Elementary	57/65417-00-028	01/17/23	\$ 408,328	\$ -
Arcadia Unified	Los Angeles	Baldwin Stocker Elementary	57/64261-00-001	01/18/23	\$ 5,336,064	\$ -
Ukiah Unified	Mendocino	Nokomis Elementary	57/65615-00-009	01/18/23	\$ 1,673,124	\$ -
Ukiah Unified	Mendocino	Oak Manor Elementary	57/65615-00-010	01/18/23	\$ 1,989,893	\$ -
San Juan Unified	Sacramento	San Juan High	57/67447-00-082	01/18/23	\$ 5,326,686	\$ -
Vallejo City Unified	Solano	Solano Widenmann Leadership Academy	57/70581-00-025	01/18/23	\$ 2,649,036	\$ -
Arcadia Unified	Los Angeles	Camino Grove Elementary	57/64261-00-002	01/19/23	\$ 5,335,432	\$ -
Los Angeles Unified	Los Angeles	Luther Burbank Middle	57/64733-00-755	01/19/23	\$ 1,971,135	\$ -
Arcadia Unified	Los Angeles	First Avenue Middle	57/64261-00-003	01/20/23	\$ 5,620,528	\$ -
Arcadia Unified	Los Angeles	Hugo Reid Elementary	57/64261-00-004	01/20/23	\$ 3,809,130	\$ -
Arcadia Unified	Los Angeles	Highland Oaks Elementary	57/64261-00-005	01/20/23	\$ 4,210,379	\$ -
Cutten Elementary	Humboldt	Cutten Elementary	57/62745-00-002	01/23/23	\$ 539,768	\$ -
San Juan Unified	Sacramento	John Barrett Middle	57/67447-00-083	01/23/23	\$ 4,282,903	\$ -

SFP APPLICATIONS  
Modernization Acknowledged Applications Received Past Existing Authority as of May 31, 2023

District	County	Site Name	DSA Number	50-04 Date Received	Estimated State Grant (a)	Estimated Financial Hardship (b)
Lakeside Union Elementary	San Diego	Lakeside Farms Elementary	57/68189-00-010	01/23/23	\$ 916,671	\$ -
Alhambra Unified	Los Angeles	Martha Baldwin Elementary	57/75713-00-034	01/23/23	\$ 5,183,132	\$ -
Alhambra Unified	Los Angeles	Ramona Elementary	57/75713-00-035	01/23/23	\$ 6,086,692	\$ -
Alhambra Unified	Los Angeles	Ynez Elementary	57/75713-00-036	01/23/23	\$ 5,358,027	\$ -
Los Angeles Unified	Los Angeles	Andrew Carnegie Middle	57/64733-00-756	01/25/23	\$ 2,135,675	\$ -
Los Angeles Unified	Los Angeles	Ascot Avenue Elementary	57/64733-00-757	01/26/23	\$ 8,993,561	\$ -
Los Angeles Unified	Los Angeles	Westchester Cont High	57/64733-61-010	01/26/23	\$ 3,352,088	\$ -
Gravenstein Union Elementary	Sonoma	Hillcrest Middle	57/70714-00-004	01/26/23	\$ 858,950	\$ -
Meridian Elementary	Sutter	Meridian Elementary	57/71415-00-002	01/27/23	\$ 254,933	\$ -
Arcadia Unified	Los Angeles	Hugo Reid Elementary	57/64261-00-006	01/31/23	\$ 1,268,194	\$ -
Arcadia Unified	Los Angeles	Richard Henry Dana Middle	57/64261-00-007	01/31/23	\$ 4,458,083	\$ -
Arcadia Unified	Los Angeles	Longley Way Elementary	57/64261-00-008	01/31/23	\$ 3,971,635	\$ -
San Diego Unified	San Diego	De Portola Middle	57/68338-00-274	01/31/23	\$ 2,671,782	\$ -
Arcadia Unified	Los Angeles	Foothills Middle	57/64261-00-009	02/01/23	\$ 4,571,969	\$ -
El Monte Union High	Los Angeles	South El Monte High	57/64519-00-005	02/02/23	\$ 9,804,468	\$ -
Riverside Unified	Riverside	Sierra Middle	57/67215-00-050	02/05/23	\$ 5,509,454	\$ -
Riverside Unified	Riverside	Jefferson Elementary	57/67215-00-051	02/06/23	\$ 6,168,873	\$ -
San Juan Unified	Sacramento	Starr King K-8	57/67447-00-084	02/08/23	\$ 27,083,703	\$ -
Lakeside Union Elementary	San Diego	Lindo Park Elementary	57/68189-00-011	02/08/23	\$ 21,825,459	\$ -
Durham Unified	Butte	Durham High	57/61432-00-002	02/10/23	\$ 1,062,186	\$ -
Waugh Elementary	Sonoma	Corona Creek Elementary	57/70995-00-002	02/13/23	\$ 1,166,047	\$ -
San Leandro Unified	Alameda	Bancroft Middle	57/61291-00-027	02/14/23	\$ 979,589	\$ -
Los Angeles Unified	Los Angeles	Glenwood Elementary	57/64733-38-025	02/14/23	\$ 816,656	\$ -
Santa Ana Unified	Orange	Sierra Intermediate	57/66670-00-069	02/14/23	\$ 1,404,162	\$ -
Alameda Unified	Alameda	Bay Farm Elementary	57/61119-00-025	02/16/23	\$ 4,754,593	\$ -
Ventura County Office of Education	Ventura	Gateway Community	57/10561-00-005	02/21/23	\$ 1,901,205	\$ -
Los Angeles Unified	Los Angeles	Carson Senior High	57/64733-54-028	02/21/23	\$ 6,751,761	\$ -
Riverside Unified	Riverside	John W. North high	57/67215-00-052	02/21/23	\$ 9,280,102	\$ -
Lawndale Elementary	Los Angeles	Jane Addams Middle	57/64691-00-011	02/22/23	\$ 1,326,156	\$ -
Arcohe Union Elementary	Sacramento	Arcohe Elementary	57/67280-00-002	02/22/23	\$ 1,309,477	\$ -
Los Angeles Unified	Los Angeles	Robert Frost Middle	57/64733-00-758	02/23/23	\$ 250,670	\$ -
Los Angeles Unified	Los Angeles	Fries Avenue Elementary	57/64733-00-759	02/23/23	\$ 2,868,656	\$ -
Los Angeles Unified	Los Angeles	Richard Henry Dana Middle	57/64733-20-024	02/27/23	\$ 2,346,635	\$ -
Novato Unified	Marin	San Jose Middle	57/65417-00-029	02/27/23	\$ 1,111,888	\$ -
El Segundo Unified	Los Angeles	El Segundo Middle	57/64535-00-008	02/28/23	\$ 714,173	\$ -
El Segundo Unified	Los Angeles	Center Street Elementary	57/64535-00-009	03/01/23	\$ 1,100,404	\$ -
Los Angeles Unified	Los Angeles	Christopher Dena Elementary	57/64733-00-760	03/02/23	\$ 1,541,397	\$ -
Los Angeles Unified	Los Angeles	Calabash Charter Academy	57/64733-00-761	03/02/23	\$ 1,938,220	\$ -
Los Angeles Unified	Los Angeles	Charles Leroy Lowman Special Education and Car	57/64733-00-762	03/03/23	\$ 802,995	\$ -
Lakeside Union Elementary	San Diego	Lakeside Farms Elementary	57/68189-00-012	03/08/23	\$ 2,185,152	\$ -
Snowline Joint Unified	San Bernardino	Pinon Hills Elementary	57/73957-00-001	03/08/23	\$ 5,231,587	\$ -
Snowline Joint Unified	San Bernardino	Quail Valley Middle	57/73957-00-006	03/08/23	\$ 11,746,585	\$ -
San Juan Unified	Sacramento	Rio Americano High	57/67447-00-085	03/09/23	\$ 546,350	\$ -



SFP APPLICATIONS  
Modernization Acknowledged Applications Received Past Existing Authority as of May 31, 2023

District	County	Site Name	DSA Number	50-04 Date Received	Estimated State Grant (a)	Estimated Financial Hardship (b)
El Segundo Unified	Los Angeles	El Segundo High	57/64535-00-010	03/10/23	\$ 2,175,522	\$ -
Merced Union High	Merced	Merced High	57/65789-00-011	03/10/23	\$ 887,781	\$ -
Lawndale Elementary	Los Angeles	William Anderson Elementary	57/64691-00-012	03/13/23	\$ 1,290,478	\$ -
Lawndale Elementary	Los Angeles	William Green Elementary	57/64691-00-013	03/13/23	\$ 1,487,579	\$ -
Lawndale Elementary	Los Angeles	Billy Mitchell Elementary	57/64691-00-014	03/13/23	\$ 1,027,578	\$ -
Lawndale Elementary	Los Angeles	Will Rogers Middle	57/64691-00-015	03/13/23	\$ 1,585,565	\$ -
Lawndale Elementary	Los Angeles	F. D. Roosevelt Elementary	57/64691-00-016	03/13/23	\$ 1,238,677	\$ -
Lawndale Elementary	Los Angeles	Mark Twain Elementary	57/64691-00-017	03/13/23	\$ 606,652	\$ -
Riverside Unified	Riverside	Jackson Elementary	57/67215-00-053	03/13/23	\$ 5,678,847	\$ -
San Diego Unified	San Diego	Ralph Waldo Emerson Elementary	57/68338-00-275	03/15/23	\$ 2,774,042	\$ -
San Diego Unified	San Diego	Kimbrough Elementary	57/68338-00-276	03/16/23	\$ 3,416,897	\$ -
Hesperia Unified	San Bernardino	Carmel Elementary	57/75044-00-008	03/16/23	\$ 912,900	\$ -
Hesperia Unified	San Bernardino	Mojave High	57/75044-00-009	03/16/23	\$ 1,221,915	\$ -
Hesperia Unified	San Bernardino	Cottonwood Elementary	57/75044-00-010	03/16/23	\$ 1,109,665	\$ -
Hesperia Unified	San Bernardino	Mesa Grande Elementary	57/75044-00-011	03/16/23	\$ 1,795,370	\$ -
Hesperia Unified	San Bernardino	Cypress School of the Arts	57/75044-00-012	03/16/23	\$ 1,612,790	\$ -
Hesperia Unified	San Bernardino	Mesquite Trails Elementary	57/75044-00-013	03/16/23	\$ 882,470	\$ -
Hesperia Unified	San Bernardino	Kingston Elementary	57/75044-00-014	03/16/23	\$ 1,734,510	\$ -
Hesperia Unified	San Bernardino	Hollyvale Elementary	57/75044-00-015	03/16/23	\$ 876,384	\$ -
Hesperia Unified	San Bernardino	Hesperia High	57/75044-00-016	03/16/23	\$ 5,182,605	\$ -
Hesperia Unified	San Bernardino	Hesperia Junior High	57/75044-00-017	03/16/23	\$ 2,638,760	\$ -
Hesperia Unified	San Bernardino	Joshua Circle Elementary	57/75044-00-018	03/16/23	\$ 1,399,780	\$ -
Hesperia Unified	San Bernardino	Juniper Elementary	57/75044-00-019	03/16/23	\$ 1,156,340	\$ -
Hesperia Unified	San Bernardino	Lime Street Elementary	57/75044-00-020	03/16/23	\$ 1,430,210	\$ -
Hesperia Unified	San Bernardino	Maple Elementary	57/75044-00-021	03/16/23	\$ 518,040	\$ -
Hesperia Unified	San Bernardino	Cedar Middle	57/75044-00-022	03/16/23	\$ 2,123,880	\$ -
Hesperia Unified	San Bernardino	Eucalyptus Elementary	57/75044-00-023	03/16/23	\$ 821,610	\$ -
Hesperia Unified	San Bernardino	Sultana High	57/75044-00-024	03/16/23	\$ 4,466,310	\$ -
Hesperia Unified	San Bernardino	Canyon Ridge High	57/75044-00-025	03/16/23	\$ 2,359,560	\$ -
Hesperia Unified	San Bernardino	Mission Crest Elementary	57/75044-00-026	03/16/23	\$ 2,130,100	\$ -
Hesperia Unified	San Bernardino	Krystal School of Science, Math & Technology	57/75044-00-027	03/16/23	\$ 1,977,950	\$ -
Hesperia Unified	San Bernardino	Ranchero Middle	57/75044-00-028	03/16/23	\$ 3,218,000	\$ -
Hesperia Unified	San Bernardino	Topaz Preparatory Academy	57/75044-00-029	03/16/23	\$ 1,673,650	\$ -
San Diego Unified	San Diego	Bell Middle	57/68338-00-277	03/17/23	\$ 10,540,822	\$ -
Turlock Unified	Stanislaus	Wakefield Elementary	57/75739-00-018	03/17/23	\$ 2,812,962	\$ -
Los Angeles Unified	Los Angeles	Vinedale College Preparatory Academy	57/64733-38-026	03/20/23	\$ 2,321,950	\$ -
Greenfield Union Elementary	Monterey	Mary Chapa Academy	57/66035-00-005	03/20/23	\$ 6,429,682	\$ -
Los Angeles Unified	Los Angeles	Third Street Elementary	57/64733-00-763	03/21/23	\$ 2,288,158	\$ -
San Diego Unified	San Diego	Standley Middle	57/68338-00-278	03/21/23	\$ 838,047	\$ -
Turlock Unified	Stanislaus	Turlock Junior High	57/75739-00-019	03/21/23	\$ 10,297,025	\$ -
San Diego Unified	San Diego	Cadman Elementary	57/68338-00-279	03/22/23	\$ 644,690	\$ -
Los Angeles Unified	Los Angeles	Seventy-Fifth Street Elementary	57/64733-15-013	03/23/23	\$ 1,796,785	\$ -
Porterville Unified	Tulare	Porterville High	57/75523-00-017	03/23/23	\$ 1,105,787	\$ -

SFP APPLICATIONS  
Modernization Acknowledged Applications Received Past Existing Authority as of May 31, 2023

District	County	Site Name	DSA Number	50-04 Date Received	Estimated State Grant (a)	Estimated Financial Hardship (b)
San Diego Unified	San Diego	Bird Rock Elementary	57/68338-00-280	03/24/23	\$ 800,953	\$ -
San Diego Unified	San Diego	Correia Middle	57/68338-00-281	03/24/23	\$ 385,679	\$ -
Los Angeles Unified	Los Angeles	Union Avenue Elementary	57/64733-11-015	03/29/23	\$ 2,723,732	\$ -
San Diego Unified	San Diego	Whitman Elementary	57/68338-00-282	04/03/23	\$ 693,968	\$ -
San Diego Unified	San Diego	Walker Elementary	57/68338-00-283	04/03/23	\$ 693,968	\$ -
Los Angeles Unified	Los Angeles	Amestoy Elementary	57/64733-33-023	04/04/23	\$ 3,197,802	\$ -
San Diego Unified	San Diego	Sandburg Elementary	57/68338-00-284	04/04/23	\$ 817,380	\$ -
San Diego Unified	San Diego	Pacific Beach Elementary	57/68338-00-285	04/04/23	\$ 468,926	\$ -
Los Angeles Unified	Los Angeles	Canoga Park Senior High	57/64733-00-764	04/05/23	\$ 6,080,588	\$ -
San Diego Unified	San Diego	Wangenheim Middle	57/68338-00-286	04/05/23	\$ 6,446,535	\$ -
San Diego Unified	San Diego	Knox Middle	57/68338-00-287	04/05/23	\$ 5,656,867	\$ -
Los Angeles Unified	Los Angeles	Crenshaw Science, Technology, Engineering, Math	57/64733-00-765	04/10/23	\$ 3,112,554	\$ -
Los Angeles Unified	Los Angeles	John Marshall Senior High	57/64733-12-011	04/10/23	\$ 3,677,823	\$ -
San Juan Unified	Sacramento	San Juan High	57/67447-00-086	04/10/23	\$ 1,741,614	\$ -
Anaheim Union High	Orange	Anaheim High	57/66431-01-004	04/11/23	\$ 6,467,598	\$ -
Los Angeles Unified	Los Angeles	Reseda Elementary	57/64733-00-766	04/12/23	\$ 573,961	\$ -
Los Angeles Unified	Los Angeles	West Hollywood Elementary	57/64733-00-767	04/12/23	\$ 3,127,116	\$ -
Los Angeles Unified	Los Angeles	Delevan Drive Elementary	57/64733-00-768	04/12/23	\$ 1,728,760	\$ -
Los Angeles Unified	Los Angeles	El Sereno Middle	57/64733-34-017	04/12/23	\$ 3,953,360	\$ -
Los Angeles Unified	Los Angeles	Verdugo Hills Senior High	57/64733-00-769	04/13/23	\$ 11,877,649	\$ -
Los Angeles Unified	Los Angeles	Glassell Park ES Science, Technology, Engineering	57/64733-08-008	04/13/23	\$ 5,016,138	\$ -
Los Angeles Unified	Los Angeles	John A. Sutter Middle	57/64733-00-770	04/18/23	\$ 1,607,414	\$ -
Los Angeles Unified	Los Angeles	Thomas A. Edison Middle	57/64733-00-771	04/24/23	\$ 4,853,716	\$ -
Los Angeles Unified	Los Angeles	Franklin Avenue Elementary	57/64733-12-012	04/24/23	\$ 1,477,456	\$ -
Monterey Peninsula Unified	Monterey	Del Monte Elementary	57/66092-00-044	04/24/23	\$ 367,044	\$ -
Benicia Unified	Solano	Benicia Middle	57/70524-00-020	04/24/23	\$ 764,404	\$ -
Castro Valley Unified	Alameda	Marshall Elementary	57/61150-00-038	04/27/23	\$ 340,892	\$ -
San Juan Unified	Sacramento	Earl Legette Elementary	57/67447-00-087	04/27/23	\$ 4,322,499	\$ -
Arcadia Unified	Los Angeles	Holly Avenue Elementary	57/64261-00-010	04/28/23	\$ 6,062,517	\$ -
Encinitas Union Elementary	San Diego	Flora Vista Elementary	57/68080-00-005	04/28/23	\$ 1,409,714	\$ -
Escondido Union	San Diego	Del Dios Academy of Arts and Sciences	57/68098-00-016	05/02/23	\$ 2,529,394	\$ -
Pajaro Valley Unified	Santa Cruz	Watsonville High	57/69799-00-026	05/02/23	\$ 3,239,243	\$ -
Temecula Valley Unified	Riverside	Temecula Valley High	57/75192-00-021	05/02/23	\$ 1,909,558	\$ -
Long Beach Unified	Los Angeles	Bancroft Middle	57/64725-00-055	05/03/23	\$ 6,036,771	\$ -
Jurupa Unified	Riverside	Troth Street Elementary	57/67090-00-018	05/03/23	\$ 4,862,874	\$ -
Pajaro Valley Unified	Santa Cruz	Pajaro Middle	57/69799-00-027	05/03/23	\$ 1,161,861	\$ -
Los Angeles Unified	Los Angeles	Fifty-Second Street Elementary	57/64733-14-006	05/04/23	\$ 1,759,023	\$ -
Anaheim Union High	Orange	Magnolia High	57/66431-00-003	05/08/23	\$ 3,855,164	\$ -
Cascade Union Elementary	Shasta	Meadow Lane Elementary	57/69914-00-006	05/08/23	\$ 413,493	\$ -
Novato Unified	Marin	Pleasant Valley Elementary	57/65417-00-030	05/09/23	\$ 337,283	\$ -
Sweetwater Union High	San Diego	Bonita Vista Senior High	57/68411-00-050	05/09/23	\$ 7,363,101	\$ -
Sweetwater Union High	San Diego	Mar Vista Senior High	57/68411-00-051	05/09/23	\$ 7,796,172	\$ -
Anaheim Union High	Orange	Western High	57/66431-07-001	05/11/23	\$ 8,253,521	\$ -

SFP APPLICATIONS  
Modernization Acknowledged Applications Received Past Existing Authority as of May 31, 2023

District	County	Site Name	DSA Number	50-04 Date Received	Estimated State Grant (a)	Estimated Financial Hardship (b)
Santa Cruz City Elementary	Santa Cruz	Gault Elementary	57/69815-00-011	05/15/23	\$ 1,798,942	\$ -
Los Angeles Unified	Los Angeles	Nestle Avenue Charter	57/64733-00-772	05/16/23	\$ 688,832	\$ -
Los Angeles Unified	Los Angeles	Point Fermin Elementary	57/64733-20-025	05/16/23	\$ 1,308,963	\$ -
Los Angeles Unified	Los Angeles	Angeles Mesa Elementary	57/64733-00-773	05/17/23	\$ 1,268,963	\$ -
Los Angeles Unified	Los Angeles	Chatsworth Charter High	57/64733-00-774	05/17/23	\$ 1,805,509	\$ -
Los Angeles Unified	Los Angeles	South Shores/CSUDH Visual and Performing Arts	57/64733-42-019	05/17/23	\$ 1,110,412	\$ -
Los Angeles Unified	Los Angeles	Ulysses S. Grant Senior High	57/64733-00-775	05/18/23	\$ 27,997,883	\$ -
Los Gatos-Saratoga Union High	Santa Clara	Saratoga High	57/69534-00-003	05/18/23	\$ 1,377,679	\$ -
Sweetwater Union High	San Diego	Eastlake High	57/68411-00-052	05/22/23	\$ 5,859,355	\$ -
Los Angeles Unified	Los Angeles	Shenandoah Street Elementary	57/64733-30-004	05/23/23	\$ 2,114,572	\$ -
Snowline Joint Unified	San Bernardino	Wrightwood Elementary	57/73957-00-007	05/25/23	\$ 5,492,195	\$ -
Oceanside Unified	San Diego	San Luis Rey Elementary	57/73569-00-016	05/26/23	\$ 4,965,167	\$ -
Los Angeles Unified	Los Angeles	Chapman Elementary	57/64733-00-776	05/31/23	\$ 472,885	\$ -
Los Angeles Unified	Los Angeles	Phineas Banning Senior High	57/64733-32-027	05/31/23	\$ 1,959,242	\$ -
					\$ 2,252,350,499	\$ 29,277,254
					<b>\$ 2,281,627,753</b>	

**INFORMATION ITEM**

**FACILITY HARDSHIP/REHABILITATION APPROVALS WITHOUT FUNDING**

**As of May 31, 2023**

**FACILITY HARDSHIP/REHABILITATION APPROVALS WITHOUT FUNDING**

As of May 31, 2023 State Allocation Board

**FACILITY HARDSHIP**

<i>School District</i>	<i>County</i>	<i>Program</i>	<i>Application Number</i>	<i>School Site Name</i>	<i>SAB Approval Date</i>	<i>Funding Application Due Date</i>	<i>Estimated State Grant</i>
<b>Estimated Total Need (State Share)</b>							

**REHABILITATION**

<i>School District</i>	<i>County</i>	<i>Program</i>	<i>Application Number</i>	<i>School Site Name</i>	<i>SAB Approval Date</i>	<i>Funding Application Due Date</i>	<i>Estimated State Grant</i>
Del Norte Unified	Del Norte	Facility Hardship	58/61820-00-009	Crescent Elk Middle	8/25/2021	Not Applicable*	\$ 1,253,864
Del Norte Unified	Del Norte	Facility Hardship	58/61820-00-010	Joe Hamilton Elementary	11/28/2021	Not Applicable*	\$ 577,692
<b>Estimated Total Need (State Share)</b>							\$ 1,831,556

<b>Facility Hardship and Rehabilitation Estimated Total Need (State Share)</b>							\$ 1,831,556
--	--	--	--	--	--	--	--------------

\*These projects have received conceptual approval from the State Allocation Board. Districts are no longer subject to a timeline to submit a funding request corresponding to these projects, however conceptual approval does not reserve Bond Authority.

## **Section 1859.81. Financial Hardship.**

Except for Joint-Use Projects and Career Technical Education Facilities Projects, a district is eligible for financial hardship to fund all or a portion of its matching share requirement after demonstrating the requirements of (a), (c), and (d) below:

(a) The district is financially unable to provide all necessary matching funds for an eligible project. To determine this, an analysis shall be made of the district's financial records by the OPSC including data and records maintained by the CDE and the County Office of Education. The analysis shall consist of a review of the district's latest Independent Audit regarding funds available from all capital facility accounts, including, but not limited to, developer fees, funds generated from capital facility certificates of participation, federal grants, redevelopment funds, sale proceeds from surplus property, the appraised value of facilities approved for replacement pursuant to Section 1859.82, bond funds either encumbered, unencumbered or authorized but unsold, and savings from other SFP projects. All funds thus identified that have not been expended or encumbered by a contractual agreement for a specific capital outlay purpose prior to the initial request for financial hardship status shall be deemed available as a matching contribution.

After the initial request for financial hardship status is granted, no further encumbrances will be approved by the OPSC and all prospective revenue made available to the district's capital facility accounts shall be deemed available as matching contribution on the subsequent financial hardship review, with the exception of:

- (1) Approved interim housing expenditures.
- (2) Funding to pay for previously recognized multi-year encumbrances approved at the initial financial hardship approval.
- (3) Funding that is transferred into a Special Reserve Fund and is used for the express purpose of the Federal Renovation Program when the amount expended out of that fund does not exceed the maximum Federal Renovation Grant amount.
- (4) Funding that is transferred into a Special Reserve Fund and is used for the express purpose of the School Facilities Needs Assessment Grant Program or Emergency Repair Program when the amount expended out of that fund does not exceed the maximum grant amount apportioned.
- (5) Funding that is transferred into a Special Reserve Fund and is used for the express purpose of the Career Technical Education Facilities Program when the amount expended out of that fund does not exceed the applicant's share of the maximum grant amount apportioned.
- (6) Funding that is transferred into a Special Reserve Fund and used for the express purpose of the Overcrowding Relief Grant when the amount expended out of that fund does not exceed the amount of the site acquisition and design costs of the project and the district has submitted an approved Form SAB 50-11.
- (7) Funding that is used for the express purpose of reimbursing the State a proportionate share of financial hardship received when there has been a transfer of a special education program and title to the facility. In addition, the funding was used within five years of the title transfer.
- (8) Funding to pay for obtaining a structural report pursuant to Section 1859.82.2 for an approvable and funded seismic mitigation project.
- (9) All other capital facility funding for a period of three years when no subsequent financial hardship request is made during this period, with the exception of the funding identified in (6). The three-year period begins with the date of the most recent financial hardship new construction or modernization adjusted grant funding apportionment.

When Overcrowding Relief Grant funding is set aside pursuant to (6) and the School District has not submitted, or the OPSC has not accepted, a Form SAB 50-04 for an Overcrowding Relief Grant within three years from the date of deposit into the Special Reserve Fund, or the School District has not met the requirements in Sections 1859.90 or 1859.105, remaining funds plus interest accrued at the Pooled Money Investment Board rate at that time period shall be deemed available as matching contribution on a subsequent financial hardship project or be captured through an audit adjustment pursuant to Section 1859.106.

The financial hardship analysis is subject to approval by the Board.

(b) From the funds deemed available as a matching contribution, the district may retain \$19,776 per classroom in each enrollment reporting period for the cost to provide interim housing for the currently unhoused pupils of the district. The amount shown shall be adjusted annually in the manner prescribed in Section 1859.71. The number of classrooms needed for interim housing for the currently unhoused pupils shall be the sum of the positive numbers determined in (b)(7) as follows:

(1) Determine the current enrollment of the district by grade level as shown on the latest Form SAB 50-01.

(2) Determine the New Construction Grants apportioned by grade level for all SFP projects and LPP funded under the provisions of Sections 1859.12 or 1859.13 where the district has submitted Form SAB 50-06 indicating that the project is 100 percent complete.

(3) Subtract (b)(2) from (b)(1).

(4) Determine the number of classrooms by grade level reported in Part 1, Line 8 on Form SAB 50-02.

(5) Multiply the classrooms determined in (b)(4) by 25 for K-6, 27 for 7-12, 13 for Non-Severe and 9 for Severe.

(6) Subtract the product determined in (b)(5) from the difference determined in (b)(3) by grade level.

(7) Divide the difference by grade level determined in (b)(6) by 25 for K-6, 27 for 7-12, 13 for Non-Severe and 9 for Severe and round up to the nearest whole number.

From the funds deemed available as a matching contribution, the district may also retain \$19,776 per portable toilet unit in each reporting period for the cost to provide necessary interim toilet facilities for the currently unhoused pupils of the district. The amount shown shall be adjusted annually in the manner prescribed in Section 1859.71. The number of toilet facilities needed for interim housing shall be the sum of the positive numbers determined in (b)(7) divided by eight rounded up to the nearest whole number.

From the funds deemed available as a matching contribution, the district may also retain \$19,776 per classroom in each reporting period for the cost to provide necessary interim housing for the currently unhoused pupils displaced as a result of a SAB approved seismic mitigation project pursuant to Section 1859.82.2. The amount shown shall be adjusted annually in the manner prescribed in Section 1859.71. The number of classrooms needed for interim housing shall be the quotient of the displaced pupils by 25 for K-6, 27 for 7-12, 13 for Non-Severe and 9 for Severe and round up to the nearest whole number.

If the district's available funds, as determined by the OPSC analysis less costs for interim housing, is less than its matching share, the district will be deemed to have met the requirements of this Subsection.

(c) The district has made all reasonable efforts to fund its matching share of the project by demonstrating it is levying the developer fee justified under law or an alternative revenue source equal to or greater than the developer fee otherwise justified under law at the time of request for hardship and the district meets at least one of the following:

(1) The current outstanding bonded indebtedness of the district issued for the purpose of constructing school facilities in accordance with Education Code Section 17072.35 or 17074.25 as appropriate, at the time of request for financial hardship status, is at least 60 percent of the district's total bonding capacity. Outstanding bonded indebtedness includes that part of general obligation bonds, Mello-Roos Bonds, School Facility Improvement District Bonds and certificates of participation which the district is paying a debt service that was issued for capital outlay school facility purposes.

(2) The district had a successful registered voter bond election for at least the maximum amount allowed under Proposition 39 within the previous two years from the date of request for financial hardship status. The proceeds from the bond election that represent the maximum amount allowed under the provisions of Proposition 39 must be used to fund the district's matching share requirement for SFP project(s).

(3) It is a County Superintendent of Schools.

(4) The district's total bonding capacity at the time of the request for financial hardship status is \$5 million or less.

(5) Other evidence of reasonable effort as approved by the SAB.

If the district's request for financial hardship status is denied by the Board, the district may be deemed eligible for rental payments of \$2,000 per year per classroom under the Emergency School Classroom Law of 1979 for a two year period when relocatable classroom buildings are available and the district provides financial documentation that it is unable to afford the full rental amount and any other information satisfactory to the Board that the rental reduction is necessary. The number of classrooms eligible for the \$2,000 rental payments shall be the sum of the numbers determined in (c)(5)(B) as follows:

(A) Determine the number of pupils by grade level that the district requested a New Construction Grant on the Form SAB 50-04 that were denied financial hardship status.

(B) Divide the number by grade level determined in (c)(5)(A) by 25 for K-6, 27 for 7-12, 13 for Non-Severe and 9 for Severe and round up to the nearest whole number.

(d) The district has not signed a contract for acquisition or construction of classrooms that replace existing facility(ies), which were included in the determination of the district's new construction eligibility pursuant to Education Code Section 17071.75, in a locally funded project during the five-year period immediately preceding the district's application for financial hardship assistance. This restriction may be lifted if the Board finds that unforeseen and extenuating circumstances existed that required the district to use local funds to replace the facility(ies).

(e) If the district meets the financial hardship requirements in this Section, the amount of financial hardship is equal to the district's matching share less funds deemed available in (a).

(1) Once a district has been notified by OPSC that it meets the requirements of financial hardship in this Section, the district may file Form SAB 50-04 under the



provisions of financial hardship anytime within a period of 180 calendar days from the date of the OPSC notification.

(2) If the district does not submit Form SAB 50-04 under the provisions of financial hardship within 180 calendar days of the OPSC notification of approval of financial hardship status, the district must re-qualify for financial hardship status under the provisions of this Section by submittal of a new request for financial hardship status.

(3) If the project(s) has been included on an unfunded list for more than 180 calendar days, a review of the district's funds pursuant to (a) will be made to determine if additional district funds are available to fund the district's matching share of the project(s).

Financial hardship approval status by the OPSC for a separate design and/or site apportionment does not apply to any subsequent funding for the project(s).

(f) If the district submits Form SAB 50-04 within 180 calendar days of the OPSC notification of approval of financial hardship and the project(s) has been included on the "Unfunded List (Lack of AB 55 Loans)" for more than 180 calendar days as a result of the State of California's inability to provide interim financing from the Pooled Money Investment Account (AB 55 loans), the Board may suspend the unfunded review requirement as defined in Regulation Section 1859.81(e). Projects added to any other unfunded list shall be subject to the review detailed in Regulation Section 1859.81(e). Regulation Section 1859.81(f) shall become inoperative July 1, 2011.

(g) A project added to an unfunded list on or after July 1, 2011 will be subject to the review detailed in section (e)(3). For projects added to an unfunded list between February 25, 2009 and June 30, 2011, only the district's financial records on or after July 1, 2011 will be considered in calculating any adjustment to the district's matching share.

(h) On or after September 22, 2017, a district may submit a request for funding in advance of obtaining a determination of Financial Hardship.

(1) To be considered for Financial Hardship, the district must check the box on the Form SAB 50-04 requesting Financial Hardship pursuant to this subsection when submitting a request for funding.

(2) Prior to processing an application OPSC will notify the district in writing to submit the necessary documentation for a Financial Hardship analysis pursuant to (a), (b), (c) and (d). OPSC will not accept any documents for a Financial Hardship analysis in advance of the notification. Failure to submit the requested documentation within 60 calendar days of OPSC's notification will result in either a. or b.:

a. District may amend their Form SAB 50-04 to exclude the request for Financial Hardship determination.

b. OPSC will return the request for funding and related materials to the district.

(3) Upon notification of Financial Hardship approval, any Form SAB 50-04 processed within 180 calendar days of the approval date will be included in the approval.

(4) For any Form SAB 50-04 processed more than 180 calendar days after the date of the Financial Hardship approval the district shall re-qualify for Financial Hardship status.

Note: Authority cited: Sections 17070.35, 17075.15, 17078.72 and 17592.73, Education Code.

Reference: Sections 17071.75, 17075.10, 17075.15, and 17079.20, Education Code.