

# State Allocation Board Meeting Notice and Agenda



Lisa Silverman, Executive Officer  
Office of Public School Construction  
707 3rd Street, 4<sup>th</sup> Floor  
West Sacramento, CA 95605

Public Meeting  
Wednesday, May 31, 2023  
Department of General Services  
Ziggurat Building  
707 3<sup>rd</sup> Street, 4<sup>th</sup> Floor, Conference Room 4-221\*  
West Sacramento, CA 95605  
4:00 p.m.\*

The upcoming meeting of the State Allocation Board will be conducted by way of Zoom meeting and teleconference. This is consistent with Senate Bill 189 (Chapter 48, Statutes of 2022) to improve and enhance public access to state and local agency meetings during the COVID-19 pandemic and future state of emergencies by allowing broader access through teleconferencing options. The physical, publicly accessible teleconference location from which members of the public may observe and offer public comment is reflected above.

Interested persons may observe the meeting by going to Zoom Meeting at:

Join from a PC, Mac, iPad, iPhone or Android device:

<https://us06web.zoom.us/j/88408800696?pwd=KzRnWGxPMVJ6N1JqMmFuWW9qcnRJZz09>

Passcode: 369994

Or Telephone:

Dial:

USA 213 787 0529 US Toll

USA 888 808 6929 US Toll-free

Conference code: 991990

The Board will meet in Closed Session pursuant to Government Code Section 11126(e)(1).

General Information

(916) 376-1771

For further information, please contact your Project Manager.

\*Meeting location and time subject to change.

Individuals who need auxiliary aids for effective participation are invited to make their requests and preferences known to Ms. Lisa Jones at (279) 946-8459 five days prior to the meeting.

A copy of the 10-Day Meeting Notice can be found on [OPSC's website](#).

# May 31, 2023

# AGENDA

## CLOSED SESSION

Pursuant to Government Code Section 11126(e)(1), the State Allocation Board will meet in Closed Session for the purpose of conferring with and receiving advice from legal counsel regarding pending litigation.

<u>SUBJECT</u>	<u>PRESENTER</u>	<u>PAGE</u>
Call Meeting to Order	Chair	
Roll Call	Secretary	
Table of Contents		i - ii
Alphabetical Listing		iii - vi
Minutes of April 26, 2023		1 - 11
Executive Officer Statement		12

## CONSENT AGENDA

### SCHOOL FACILITY PROGRAM

Resolution		
Eligibility Approvals		13
Unfunded Approvals		14 - 29
Funding		30 - 78
Charter School Facilities Program Unfunded Approvals (Lack of AB 55 Loans)		79 - 90
Charter School Facilities Program Preliminary Apportionment		91
Amended Charter School Facilities Program Preliminary Apportionment		92
Closeout		93
<del>School Facility Program Rescission</del>		94**
Facility Hardship/Rehabilitation Program		95 - 120

NEXT MONTHLY STATE ALLOCATION BOARD MEETING – JUNE 28, 2023

\*Unfunded Approval

\*\*Withdrawn

# May 31, 2023

# AGENDA

---

<b><u>SUBJECT</u></b>	<b><u>PAGE</u></b>
<b><u>FINANCIAL REPORTS</u></b>	121 - 140
<b><u>APPEAL ITEMS</u></b>	
BRAWLEY ELEMENTARY/IMPERIAL 50/63073-00-002 To present the District's request to approve a change in scope for a School Facility Program application that received New Construction funding at La Paloma Middle School.	141 - 147
LIVINGSTON UNION ELEMENTARY/MERCED 70/65748-00-001 To present the District's request for the State Allocation Board to approve an extension to the deadline for the District to submit required plan approvals and to approve the retention of the full-funding Apportionment for its California Preschool, Transitional Kindergarten and Full-Day Kindergarten Facilities Grant Program project at Campus Park Elementary School.	148 - 163
<b><u>REPORTS, DISCUSSIONS, AND INFORMATION ITEMS</u></b>	
State Allocation Board Three-Month Projected Workload	164 - 165
Dates for 2023 State Allocation Board Meetings	166
School Facility Program Unfunded List (Regulation Section 1859.95)	167 - 169
School Facility Program Workload List	170 - 178
California Preschool, Transitional Kindergarten and Full-Day Kindergarten Facilities Grant Workload List	179 - 189
School Facility Program Acknowledged List (Regulation Section 1859.95.1)	190 - 213
Facility Hardship/Rehabilitation Approvals Without Funding	214 - 215
Financial Hardship Regulation Section 1859.81	216 - 219

# May 31, 2023 AGENDA

School District	County	Category	Page No.
ANDERSON UNION HIGH	SHASTA	SFP - Mod.	Consent 107
AZUSA UNIFIED	LOS ANGELES	SFP - Mod.	Consent 16
AZUSA UNIFIED	LOS ANGELES	SFP - Mod.	Consent 30
AZUSA UNIFIED	LOS ANGELES	SFP – Mod.	Consent 30
CASCADE UNION ELEM.	SHASTA	SFP - Charter	Consent 79*
CLOVIS UNIFIED	FRESNO	SFP - New Constr.	Consent 16
CLOVIS UNIFIED	FRESNO	SFP - New Constr.	Consent 30
CLOVIS UNIFIED	FRESNO	SFP - New Constr.	Consent 30
CLOVIS UNIFIED	FRESNO	SFP - New Constr.	Consent 30
CLOVIS UNIFIED	FRESNO	SFP – New Constr.	Consent 30
CORONA-NORCO UNIFIED	RIVERSIDE	SFP - Mod.	Consent 14
CORONA-NORCO UNIFIED	RIVERSIDE	SFP – Mod.	Consent 30
CULVER CITY UNIFIED	LOS ANGELES	SFP - Mod.	Consent 16
CULVER CITY UNIFIED	LOS ANGELES	SFP – Mod.	Consent 30
DURHAM UNIFIED	BUTTE	SFP - Mod.	Consent 111
FREMONT UNIFIED	ALAMEDA	SFP - Mod.	Consent 16
FREMONT UNIFIED	ALAMEDA	SFP – Mod.	Consent 30
FREMONT UNION HIGH	SANTA CLARA	SFP - Mod.	Consent 16
FREMONT UNION HIGH	SANTA CLARA	SFP – Mod.	Consent 115
GALT JOINT UNION ELEM.	SACRAMENTO	SFP - Mod.	Consent 14
GALT JOINT UNION ELEM.	SACRAMENTO	SFP – Mod.	Consent 30
GRASS VALLEY ELEMENTARY	NEVADA	SFP - Mod.	Consent 14
GRASS VALLEY ELEMENTARY	NEVADA	SFP - Mod.	Consent 16
GRASS VALLEY ELEMENTARY	NEVADA	SFP - Mod.	Consent 30
GRASS VALLEY ELEMENTARY	NEVADA	SFP - Mod.	Consent 30
HESPERIA UNIFIED	SAN BERNARDINO	SFP - New Constr.	Consent 16
HESPERIA UNIFIED	SAN BERNARDINO	SFP – New Constr.	Consent 30
JURUPA UNIFIED	RIVERSIDE	SFP - New Constr.	Consent 95
KERN COUNTY OFFICE OF ED.	KERN	SFP - New Constr.	Consent 30
KERN HIGH	KERN	SFP - New Constr.	Consent 16
KERN HIGH	KERN	SFP – New Constr.	Consent 30
KERN HIGH	KERN	SFP – Mod.	Consent 16

\*Unfunded Approval

\*\*Withdrawn

# May 31, 2023 AGENDA

School District	County	Category	Page No.
KERN HIGH	KERN	SFP - Mod.	Consent 30
LAS VIRGENES UNIFIED	LOS ANGELES	SFP – New Constr.	Consent 16
LOS ANGELES UNIFIED	LOS ANGELES	SFP - Mod.	Consent 30
LOS ANGELES UNIFIED	LOS ANGELES	SFP - Mod.	Consent 16
LOS ANGELES UNIFIED	LOS ANGELES	SFP - Mod.	Consent 30
LOS ANGELES UNIFIED	LOS ANGELES	SFP - Mod.	Consent 30
LOS ANGELES UNIFIED	LOS ANGELES	SFP - Charter	Consent 79*
LOS BANOS UNIFIED	MERCED	SFP - New Constr.	Consent 16
LOS BANOS UNIFIED	MERCED	SFP – New Constr.	Consent 30
MONTAGUE ELEMENTARY	SISKIYOU	SFP - Mod.	Consent 16
MONTAGUE ELEMENTARY	SISKIYOU	SFP – Mod.	Consent 30
MORENO VALLEY UNIFIED	RIVERSIDE	SFP – Mod.	Consent 14
MORENO VALLEY UNIFIED	RIVERSIDE	SFP – New Constr.	Consent 16
MORENO VALLEY UNIFIED	RIVERSIDE	SFP – Mod.	Consent 16
MORENO VALLEY UNIFIED	RIVERSIDE	SFP - Mod.	Consent 30
MORENO VALLEY UNIFIED	RIVERSIDE	SFP - Mod.	Consent 30
MORENO VALLEY UNIFIED	RIVERSIDE	SFP - Mod.	Consent 30
MORENO VALLEY UNIFIED	RIVERSIDE	SFP - Mod.	Consent 30
MORENO VALLEY UNIFIED	RIVERSIDE	SFP - Mod.	Consent 30
MORENO VALLEY UNIFIED	RIVERSIDE	SFP - Mod.	Consent 30
MORENO VALLEY UNIFIED	RIVERSIDE	SFP - Mod.	Consent 30
MORENO VALLEY UNIFIED	RIVERSIDE	SFP - Mod.	Consent 30
MORENO VALLEY UNIFIED	RIVERSIDE	SFP - Mod.	Consent 30
MORENO VALLEY UNIFIED	RIVERSIDE	SFP - Mod.	Consent 30
NOVATO UNIFIED	MARIN	SFP – New Constr.	Consent 16
NOVATO UNIFIED	MARIN	SFP – Mod.	Consent 16
NOVATO UNIFIED	MARIN	SFP - Mod.	Consent 30
NOVATO UNIFIED	MARIN	SFP - Mod.	Consent 30
OAKLAND UNIFIED	ALAMEDA	SFP - Charter	Consent 92
ORANGE UNIFIED	ORANGE	SFP – New Constr.	Consent 16
ORANGE UNIFIED	ORANGE	SFP – Mod.	Consent 16
ORANGE UNIFIED	ORANGE	SFP - Mod.	Consent 30
PIEDMONT CITY UNIFIED	ALAMEDA	SFP – New Constr.	Consent 16

\*Unfunded Approval

\*\*Withdrawn

# May 31, 2023 AGENDA

School District	County	Category	Page No.
PIEDMONT CITY UNIFIED	ALAMEDA	SFP - New Constr.	Consent 30
PLACER UNION HIGH	PLACER	SFP – Mod.	Consent 16
PLACER UNION HIGH	PLACER	SFP - Mod.	Consent 30
REDWOOD CITY ELEMENTARY	SAN MATEO	SFP – Mod.	Consent 14
REDWOOD CITY ELEMENTARY	SAN MATEO	SFP – Mod.	Consent 16
REDWOOD CITY ELEMENTARY	SAN MATEO	SFP - Mod.	Consent 30
ROSEVILLE JOINT UNION HIGH	PLACER	SFP - Mod.	Consent 30
SAN BERNARDINO CITY UNIF.	SAN BERNARDINO	SFP - New Constr.	Consent 101
SAN DIEGO UNIFIED	SAN DIEGO	SFP – Mod.	Consent 16
SAN DIEGO UNIFIED	SAN DIEGO	SFP - Charter	Consent 79*
SAN DIEGO UNIFIED	SAN DIEGO	SFP - Charter	Consent 79*
SAN DIEGO UNIFIED	SAN DIEGO	SFP - Charter	Consent 79*
SAN DIEGO UNIFIED	SAN DIEGO	SFP - Charter	Consent 79*
SAN DIEGO UNIFIED	SAN DIEGO	SFP - Charter	Consent 79*
SAN JOSE UNIFIED	SANTA CLARA	SFP - Mod.	Consent 30
SAN JOSE UNIFIED	SANTA CLARA	SFP – Mod.	Consent 16
SAN MARCOS UNIFIED	SAN DIEGO	SFP - New Constr.	Consent 93
SANGER UNIFIED	FRESNO	SFP – New Constr.	Consent 16
SANGER UNIFIED	FRESNO	SFP - New Constr.	Consent 30
SANGER UNIFIED	FRESNO	SFP - New Constr.	Consent 30
SHASTA UNION HIGH	SHASTA	SFP - Charter	Consent 91*
STOCKTON UNIFIED	SAN JOAQUIN	SFP – Mod.	Consent 14
STOCKTON UNIFIED	SAN JOAQUIN	SFP - Mod.	Consent 30
TRAVER JOINT ELEMENTARY	TULARE	SFP - New Constr.	Consent 30
TULARE CO. OFFICE OF ED.	TULARE	SFP - Mod.	Consent 30
TUSTIN UNIFIED	ORANGE	SFP – Mod.	Consent 16
VISALIA UNIFIED	TULARE	SFP - Charter	Consent 79*
VISALIA UNIFIED	TULARE	SFP - Charter	Consent 79*
WASHINGTON UNIFIED	YOLO	SFP – Mod.	Consent 16
WASHINGTON UNIFIED	YOLO	SFP - Mod.	Consent 30
YUBA CO. OFFICE OF ED.	YUBA	SFP - Mod.	Consent 30
<del>YUBA CO. OFFICE OF ED.</del>	<del>YUBA</del>	<del>SFP – New Constr.</del>	<del>Consent 42**</del>

\*Unfunded Approval

\*\*Withdrawn

# May 31, 2023

# AGENDA

School District	County	Category	Page No.
<del>YUBA CO. OFFICE OF ED.</del>	YUBA	<del>SFP - New Constr.</del>	Consent 94**



# OPSC PROGRAM CODES

## SCHOOL FACILITY PROGRAM (SFP)

- 50 – NEW CONSTRUCTION
- 51 – FACILITY HARDSHIP NEW CONSTRUCTION
- 52 – SFP JOINT-USE
- 53 – CRITICALLY OVERCROWDED SCHOOLS
- 54 – CHARTER SCHOOL FACILITIES PROGRAM
- 55 – CAREER TECH NEW CONSTRUCTION
- 56 – OVERCROWDING RELIEF GRANT PROGRAM
- 57 – MODERNIZATION
- 58 – FACILITY HARDSHIP MODERNIZATION
- 59 – CAREER TECH MODERNIZATION

## OTHER PROGRAMS

- 25 – STATE RELOCATABLE CLASSROOM PROGRAM
- 34 – AIR CONDITIONING AND/OR INSULATION PROGRAM
- 40 – DEFERRED MAINTENANCE PROGRAM
- 61 – EMERGENCY REPAIR PROGRAM
- 70 – FULL-DAY KINDERGARTEN FACILITIES GRANT PROGRAM NEW  
CONSTRUCTION
- 71 – FULL-DAY KINDERGARTEN FACILITIES GRANT PROGRAM RETROFIT

# Minutes

# MINUTES

## State Allocation Board

### April 26, 2023

Upon notice duly given, the meeting of the State Allocation Board (SAB) was held at the Department of General Services, Ziggurat Building, located at 707 3<sup>rd</sup> Street, 4<sup>th</sup> Floor, Room 4-221, in West Sacramento, California on April 26, 2023 at 4:00 p.m.

Ms. Gayle Miller, the SAB Chair, announced that pursuant to Senate Bill 189 (Chapter 48, Statutes of 2022) this meeting would be conducted by way of teleconference/Zoom meeting. The meeting was physically webcast from Room 4-221 in West Sacramento for anyone that would have liked to provide public comment in person.

Members of the SAB were present in order to establish a quorum for the meeting as follows:

- Gayle Miller, Chief Deputy Director, Policy, Department of Finance, designated representative for Joe Stephenshaw, Director, Department of Finance
- Ana Lasso, Director, Department of General Services
- Juan Mireles, Director, School Facilities and Transportation Services Division, California Department of Education (CDE), designated representative for Tony Thurmond, Superintendent of Public Instruction
- Jeremy Smith, Governor's appointee
- Senator Scott Wilk
- Senator Josh Newman
- Assembly Member Laurie Davies

Members of the SAB absent were as follows:

- Senator John Laird
- Assembly Member Mia Bonta
- Assembly Member Al Muratsuchi

Representative of the SAB was as follows:

- Lisa Silverman, Executive Officer

Representatives of the Department of General Services, Office of Public School Construction (OPSC), were as follows:

- Lisa Silverman, Executive Officer
- Barbara Kampmeiner, Deputy Executive Officer

Representative of the Department of General Services, Office of Legal Services, was as follows:

- Ephraim Egan, Staff Counsel

With a quorum present, Ms. Miller, Chair, called the meeting to order at 4:03 p.m. The Chair introduced and welcomed Senator Josh Newman as the newest member appointed to the SAB. Senator Newman replaced former Senator Connie Leyva.

**PRIOR MINUTES**

---

A motion was made, and seconded, to approve the March 22, 2023 meeting Minutes. The Chair called for a roll-call vote and the motion carried per the following votes:

<b>MEMBER</b>	<b>AYE</b>	<b>NAY</b>	<b>ABSTAIN</b>	<b>ABSENT</b>
<b>Senator Wilk</b>	X			
<b>Senator Laird</b>				X
<b>Senator Newman</b>	X			
<b>Assembly Member Bonta</b>				X
<b>Assembly Member Muratsuchi</b>				X
<b>Assembly Member Davies</b>	X			
<b>Juan Mireles</b>	X			
<b>Jeremy Smith</b>	X			
<b>Ana Lasso</b>	X			
<b>Gayle Miller</b>	X			
<b>Total</b>	<b>7</b>			<b>3</b>

**Motion:**

Carried  X

Failed      

**EXECUTIVE OFFICER’S STATEMENT**

The Executive Officer informed the SAB of the following:

School Districts Impacted by Recent Storms

OPSC and the CDE have been actively meeting with numerous school districts that experienced damages to their school site(s) as a result of the recent storms and severe flooding that may be beyond the costs covered by insurance, the Governor’s Office of Emergency Services and the Federal Emergency Management Agency. OPSC encourages school districts impacted by the recent storms to reach out to OPSC’s Facility Hardship Program team to discuss potential funding options. Information about the Facility Hardship Program can be found on OPSC’s website.

Priority Funding Apportionments

In order to address remaining Priority Funding Apportionment requests and, as part of the consent portion of this agenda, there is \$148.2 million in priority funding apportionments for 32 projects, representing 23 school districts and qualifying applicants. School districts and qualifying applicants have until the end of day on July 25, 2023, to submit a *Fund Release Authorization* (Form SAB 50-05) from an authorized district representative to OPSC.

Richmond Elementary School Groundbreaking

On April 17, 2023, OPSC attended the Sierra Sands Unified School District’s groundbreaking ceremony for the reconstruction of Richmond Elementary School. The current school site has been awarded \$78 million from the Department of Defense’s Public Schools on Military Installations (PSMI) program. The school is currently located on Naval Air Weapons Station Base at China Lake; the school will be reconstructed outside the base fence. This is Sierra Sands Unified School District’s third project to benefit from the PSMI program.

**EXECUTIVE OFFICER’S STATEMENT** (cont.)

**Joint Agency Virtual Office Hours**

OPSC, the CDE, and the Division of the State Architect (DSA) will host the third monthly virtual office hours session on Friday, April 28, 2023, from 11:00 a.m. to 12:00 p.m. No appointments are necessary. Staff from all three agencies will be available to provide assistance in all areas of the plan review and approval process, funding application and approval process, and construction and funding closeout process that is required for state-funded programs. This virtual office hours session will include additional mini workshops with a focus on CDE’s application process, updates to DSA’s publications, the School Facility Program Facility Hardship Program, and OPSC Online. Future dates will be announced in the coming weeks.

**Next SAB Meeting**

The SAB and stakeholders were reminded that the next SAB meeting would be Wednesday, May 24, 2023 at 4:00 p.m. The meeting will be conducted by way of Zoom meeting and teleconference. Senate Bill 189 (Chapter 48, Statutes of 2022) permits the SAB to resume meetings remotely through June 30, 2023.

**CONSENT ITEMS**

A motion was made, and seconded, to approve the Consent calendar as presented. The Chair called for a roll-call vote and the motion carried per the following votes:

<b>MEMBER</b>	<b>AYE</b>	<b>NAY</b>	<b>ABSTAIN</b>	<b>ABSENT</b>
<b>Senator Wilk</b>	X			
<b>Senator Laird</b>				X
<b>Senator Newman</b>	X			
<b>Assembly Member Bonta</b>				X
<b>Assembly Member Muratsuchi</b>				X
<b>Assembly Member Davies</b>	X			
<b>Juan Mireles</b>	X			
<b>Jeremy Smith</b>	X			
<b>Ana Lasso</b>	X			
<b>Gayle Miller</b>	X			
<b>Total</b>	7			3

**Motion:**

Carried  X

Failed    

**REPORTS, DISCUSSION, AND INFORMATION ITEMS**

The SAB acknowledged the following reports:

- ***State Allocation Board Three-Month Projected Workload***
- ***State Allocation Board Meeting Dates for the 2023 Calendar Year***
- ***School Facility Program Unfunded List as of March 22, 2023***

**REPORTS, DISCUSSION, AND INFORMATION ITEMS** (cont.)

- ***School Facility Program Workload List of Applications Received Through March 31, 2023***
- ***California Preschool, Transitional Kindergarten and Full-Day Kindergarten Facilities Grant Program Workload List as of March 31, 2023***
- ***School Facility Program Applications Received Beyond Bond Authority List as of March 31, 2023***
- ***Facility Hardship/Rehabilitation Approvals Without Funding as of March 22, 2023***

**CLOSED SESSION**

The Chair announced that there would be no closed session held at this meeting.

**ADJOURNMENT**

There being no further business to come before the SAB, the Chair adjourned the meeting at 4:14 p.m.

A handwritten signature in black ink, appearing to read "Juan J. Silverman". The signature is written in a cursive style with a large, stylized initial "J".

# ATTACHMENT A

Approved Consent Items on 04/26/2023

<b>Program</b>	<b>Application No.</b>	<b>School District</b>	<b>County Name</b>
SFP - Mod.	57/67611-00-005	BARSTOW UNIFIED	SAN BERNARDINO
SFP - Career Tech	55/70524-00-003	BENICIA UNIFIED	SOLANO
Unused Sites	92/61655-00-000	BRENTWOOD UNION	CONTRA COSTA
SFP - New Constr.	50/66464-00-025	CAPISTRANO UNIFIED	ORANGE
SFP - Mod.	57/66464-00-000	CAPISTRANO UNIFIED	ORANGE
SFP - Charter	54/69914-00-001	CASCADE UNION ELEMENTARY	SHASTA
SFP - Charter	54/69914-00-002	CASCADE UNION ELEMENTARY	SHASTA
SFP - Mod.	57/73676-00-006	COACHELLA VALLEY UNIFIED	RIVERSIDE
SFP - Mod.	57/73676-00-000	COACHELLA VALLEY UNIFIED	RIVERSIDE
Unused Sites	92/73882-00-000	COTATI-ROHNERT PARK UNIFIED	SONOMA
SFP - Mod.	57/71860-00-013	CUTLER-OROSI JOINT UNIFIED	TULARE
SFP - Mod.	57/72678-00-019	DAVIS JOINT UNIFIED	YOLO
SFP - Charter	54/69427-00-005	EAST SIDE UNION HIGH	SANTA CLARA
SFP - Charter	54/69427-00-006	EAST SIDE UNION HIGH	SANTA CLARA
SFP - Mod.	57/67314-00-035	ELK GROVE UNIFIED	SACRAMENTO
SFP - Mod.	57/67314-00-000	ELK GROVE UNIFIED	SACRAMENTO
SFP - New Constr.	50/68502-00-000	ESCALON UNIFIED	SAN JOAQUIN
SFP - New Constr.	50/68502-00-001	ESCALON UNIFIED	SAN JOAQUIN

# ATTACHMENT A

Approved Consent Items on 04/26/2023

<b>Program</b>	<b>Application No.</b>	<b>School District</b>	<b>County Name</b>
SFP - Mod.	57/68502-00-004	ESCALON UNIFIED	SAN JOAQUIN
SFP - New Constr.	50/70540-00-031	FAIRFIELD-SUISUN UNIFIED	SOLANO
SFP - New Constr.	50/70540-00-000	FAIRFIELD-SUISUN UNIFIED	SOLANO
SFP - New Constr.	50/62828-00-002	FRESHWATER ELEMENTARY	HUMBOLDT
SFP - Mod.	57/66522-00-097	GARDEN GROVE UNIFIED	ORANGE
SFP - Mod.	57/66522-00-098	GARDEN GROVE UNIFIED	ORANGE
SFP - Mod.	57/66522-00-099	GARDEN GROVE UNIFIED	ORANGE
SFP - Mod.	57/66522-00-100	GARDEN GROVE UNIFIED	ORANGE
SFP - Mod.	57/66522-00-101	GARDEN GROVE UNIFIED	ORANGE
SFP - Mod.	57/66522-00-000	GARDEN GROVE UNIFIED	ORANGE
SFP - Mod.	57/66035-00-000	GREENFIELD UNION ELEMENTARY	MONTEREY
SFP - Mod.	57/66035-00-004	GREENFIELD UNION ELEMENTARY	MONTEREY
SFP - Mod.	57/66035-00-005	GREENFIELD UNION ELEMENTARY	MONTEREY
SFP - Mod.	57/66035-00-006	GREENFIELD UNION ELEMENTARY	MONTEREY
SFP - Charter	54/61192-02-003	HAYWARD UNIFIED	ALAMEDA
SFP - Charter	54/61192-02-004	HAYWARD UNIFIED	ALAMEDA
SFP - Mod.	57/73650-00-034	IRVINE UNIFIED	ORANGE
SFP - Mod.	57/73650-00-035	IRVINE UNIFIED	ORANGE



# ATTACHMENT A

Approved Consent Items on 04/26/2023

<b>Program</b>	<b>Application No.</b>	<b>School District</b>	<b>County Name</b>
SFP - Mod.	57/73650-00-036	IRVINE UNIFIED	ORANGE
SFP - Mod.	57/73650-00-000	IRVINE UNIFIED	ORANGE
SFP - Mod.	57/61697-00-000	JOHN SWETT UNIFIED	CONTRA COSTA
SFP - Mod.	57/61697-00-004	JOHN SWETT UNIFIED	CONTRA COSTA
SFP - Mod.	57/65334-00-004	KENTFIELD ELEMENTARY	MARIN
SFP - Mod.	57/61713-00-008	LAFAYETTE ELEMENTARY	CONTRA COSTA
SFP - Charter	54/64733-00-104	LOS ANGELES UNIFIED	LOS ANGELES
SFP - Charter	54/64733-00-102	LOS ANGELES UNIFIED	LOS ANGELES
SFP - Mod.	57/64733-00-000	LOS ANGELES UNIFIED	LOS ANGELES
SFP - Career Tech	55/64774-00-001	LYNWOOD UNIFIED	LOS ANGELES
SFP - Mod.	57/75333-00-009	MANHATTAN BEACH UNIFIED	LOS ANGELES
SFP - Mod.	57/75333-00-000	MANHATTAN BEACH UNIFIED	LOS ANGELES
SFP - Mod.	57/66092-00-032	MONTEREY PENINSULA UNIFIED	MONTEREY
SFP - Charter	54/69583-00-002	MORGAN HILL UNIFIED	SANTA CLARA
SFP - Mod.	57/64816-00-010	MOUNTAIN VIEW ELEMENTARY	LOS ANGELES
SFP - Mod.	57/64816-00-011	MOUNTAIN VIEW ELEMENTARY	LOS ANGELES
SFP - Mod.	57/64816-00-013	MOUNTAIN VIEW ELEMENTARY	LOS ANGELES
SFP - Mod.	57/64816-00-000	MOUNTAIN VIEW ELEMENTARY	LOS ANGELES

# ATTACHMENT A

Approved Consent Items on 04/26/2023

<b>Program</b>	<b>Application No.</b>	<b>School District</b>	<b>County Name</b>	
SFP - Charter	54/75283-00-008	NATOMAS UNIFIED	SACRAMENTO	
SFP - Charter	54/75283-00-009	NATOMAS UNIFIED	SACRAMENTO	
SFP - Charter	54/75283-00-010	NATOMAS UNIFIED	SACRAMENTO	
SFP - Mod.	57/66597-00-047	NEWPORT-MESA UNIFIED	ORANGE	
SFP - Mod.	57/66597-00-048	NEWPORT-MESA UNIFIED	ORANGE	
SFP - Mod.	57/66597-00-049	NEWPORT-MESA UNIFIED	ORANGE	
SFP - Mod.	57/66597-00-050	NEWPORT-MESA UNIFIED	ORANGE	
SFP - Mod.	57/66597-00-000	NEWPORT-MESA UNIFIED	ORANGE	
SFP - Mod.	57/63693-00-002	NORRIS	KERN	
SFP - Mod.	57/63693-00-000	NORRIS	KERN	
Unused Sites	92/64840-00-000	NORWALK-LA MIRADA UNIFIED	LOS ANGELES	
SFP - Charter	54/61259-13-002	OAKLAND UNIFIED	ALAMEDA	
SFP - Charter	54/61259-09-008	OAKLAND UNIFIED	ALAMEDA	
SFP - Charter	54/61259-09-009	OAKLAND UNIFIED	ALAMEDA	
SFP - Charter	54/61259-00-011	OAKLAND UNIFIED	ALAMEDA	
SFP - Charter	54/67199-00-001	PERRIS ELEMENTARY	RIVERSIDE	
SFP - Mod.	57/61275-00-006	PIEDMONT CITY UNIFIED	ALAMEDA	
<del>SFP - New Constr.</del>	<del>50/62638-00-002</del>	<del>PLAZA ELEMENTARY</del>	<del>GLENN</del>	WITHDRAWN

# ATTACHMENT A

Approved Consent Items on 04/26/2023

Program	Application No.	School District	County Name	
SFP - Charter	54/65599-00-001	POINT ARENA JOINT UNION HIGH	MENDOCINO	
SFP - Mod.	57/61978-00-006	RESCUE UNION ELEMENTARY	EL DORADO	
<del>SFP - Mod.</del>	<del>57/61978-00-007</del>	<del>RESCUE UNION ELEMENTARY</del>	<del>EL DORADO</del>	WITHDRAWN
Unused Sites	92/67215-00-000	RIVERSIDE UNIFIED	RIVERSIDE	
SFP - New Constr.	50/75085-00-015	ROCKLIN UNIFIED	PLACER	
SFP - New Constr.	50/75085-00-000	ROCKLIN UNIFIED	PLACER	
SFP - Charter	54/67439-00-007	SACRAMENTO CITY UNIFIED	SACRAMENTO	
SFP - Charter	54/67439-00-008	SACRAMENTO CITY UNIFIED	SACRAMENTO	
SFP - Charter	54/68338-02-003	SAN DIEGO UNIFIED	SAN DIEGO	
SFP - Charter	54/68338-02-004	SAN DIEGO UNIFIED	SAN DIEGO	
SFP - Charter	54/68338-02-002	SAN DIEGO UNIFIED	SAN DIEGO	
SFP - Charter	54/68338-00-007	SAN DIEGO UNIFIED	SAN DIEGO	
SFP - Mod.	57/68478-63-005	SAN FRANCISCO UNIFIED	SAN FRANCISCO	
SFP - Mod.	57/68478-00-062	SAN FRANCISCO UNIFIED	SAN FRANCISCO	
SFP - New Constr.	50/10397-00-000	SAN JOAQUIN COUNTY OFFICE OF EDUCATION	SAN JOAQUIN	
SFP - Mod.	57/10397-00-000	SAN JOAQUIN COUNTY OFFICE OF EDUCATION	SAN JOAQUIN	
SFP - New Constr.	50/10397-00-025	SAN JOAQUIN COUNTY OFFICE OF EDUCATION	SAN JOAQUIN	
SFP - Mod.	57/10397-00-005	SAN JOAQUIN COUNTY OFFICE OF EDUCATION	SAN JOAQUIN	

# ATTACHMENT A

Approved Consent Items on 04/26/2023

<b>Program</b>	<b>Application No.</b>	<b>School District</b>	<b>County Name</b>
SFP - Mod.	57/69666-00-000	SAN JOSE UNIFIED	SANTA CLARA
SFP - Mod.	57/69666-00-050	SAN JOSE UNIFIED	SANTA CLARA
SFP - Mod.	57/69666-00-051	SAN JOSE UNIFIED	SANTA CLARA
SFP - Charter	54/67447-00-008	SAN JUAN UNIFIED	SACRAMENTO
SFP - Mod.	57/61804-00-044	SAN RAMON VALLEY UNIFIED	CONTRA COSTA
SFP - Mod.	57/61804-00-043	SAN RAMON VALLEY UNIFIED	CONTRA COSTA
SFP - Mod.	57/61804-00-000	SAN RAMON VALLEY UNIFIED	CONTRA COSTA
SFP - New Constr.	51/66670-00-002	SANTA ANA UNIFIED	ORANGE
SFP - Mod.	57/76786-00-013	SANTA BARBARA UNIFIED	SANTA BARBARA
SFP - Mod.	57/76786-00-014	SANTA BARBARA UNIFIED	SANTA BARBARA
SFP - Mod.	57/76786-00-000	SANTA BARBARA UNIFIED	SANTA BARBARA
SFP - Mod.	57/76786-00-015	SANTA BARBARA UNIFIED	SANTA BARBARA
SFP - Career Tech	55/70920-00-004	SANTA ROSA HIGH	SONOMA
SFP - New Constr.	51/75432-00-001	SCOTTS VALLEY UNIFIED	SANTA CRUZ
SFP - New Constr.	50/65029-00-005	SOUTH PASADENA UNIFIED	LOS ANGELES
SFP - Mod.	57/73643-00-024	TUSTIN UNIFIED	ORANGE
SFP - Mod.	57/73643-00-026	TUSTIN UNIFIED	ORANGE
SFP - Career Tech	55/73643-00-004	TUSTIN UNIFIED	ORANGE

# ATTACHMENT A

Approved Consent Items on 04/26/2023

<b>Program</b>	<b>Application No.</b>	<b>School District</b>	<b>County Name</b>
SFP - Mod.	57/73643-00-028	TUSTIN UNIFIED	ORANGE
SFP - Mod.	57/73643-00-000	TUSTIN UNIFIED	ORANGE
SFP - New Constr.	50/73460-00-012	WALNUT VALLEY UNIFIED	LOS ANGELES
SFP - Mod.	57/63859-00-001	WASCO UNION HIGH	KERN
SFP - Mod.	57/63859-00-002	WASCO UNION HIGH	KERN
SFP - Mod.	57/65110-00-015	WHITTIER CITY	LOS ANGELES
SFP - Mod.	57/65110-00-000	WHITTIER CITY	LOS ANGELES
SFP - Mod.	57/10587-00-002	YUBA COUNTY OFFICE OF EDUCATION	YUBA

# Executive Officer Statement

EXECUTIVE OFFICER STATEMENT  
State Allocation Board Meeting, May 31, 2023

**UPCOMING PRIORITY FUNDING FILING ROUND**

The 25<sup>th</sup> Priority Funding filing period began on May 10, 2023 and will close on June 8, 2023. Applicants are encouraged to submit Priority Funding requests electronically through OPSC Online. All requests must be received by the Office of Public School Construction (OPSC) before the end of the day on June 8, 2023. These requests will be valid from July 1, 2023 through December 31, 2023.

**SUSTAINABLE FACILITIES FORUM**

The Office of Public School Construction participated in Green Technology's Sustainable Facilities Forum on May 18, 2023. OPSC provided an overview of the School Facility Program as well as guidance for how to include green energy properties in project planning. A video of the presentation has been uploaded to [OPSC's YouTube](#) page.

**NEXT MEETING**

As a result of Senate Bill 189 (Chapter 48, Statutes of 2022), the Board is permitted to hold meetings remotely via Zoom and teleconference through June 30, 2023.

The next meeting is scheduled for Wednesday, June 28, 2023 at 4 p.m. by way of Zoom meeting and teleconference.

# Consent



State of California  
State Allocation Board  
School Facility Program

This Resolution of the State Allocation Board (hereafter referred to as the "Board") is applicable to the appropriate sections of the Education Code and is described and filed in the office of the Executive Officer and will be made available to all interested parties as the Resolution pertains to the documents attached hereto. Said documents were acted upon by the Board at its meeting on May 31, 2023.

WHEREAS, the Board has previously approved or determined to be approvable a number of projects for construction or modernization eligibility of facilities for school districts and is making apportionments and/or unfunded approvals for the grant amounts for projects that meet the Board's criteria for the apportionment of grants pursuant to Education Code Sections 17072.10, 17078.52, 17078.70, 17079 or 17074.10 or Board Regulations 1859.81.1 or 1859.83;

WHEREAS, Treasury Regulations Section 1.150-2 require the State (on whose behalf the Board is acting) to declare its reasonable intent to provide grant funding to school districts, in accordance with Board policy and law, for costs of the projects with proceeds of State bonds;

NOW THEREFORE, BE IT RESOLVED:

1. This Resolution is adopted by the Board for the purposes of establishing compliance with Treasury Regulations Section 1.150-2, and this Resolution does not bind the Board to make any additional apportionment, or bind the State to incur any indebtedness.
2. The Board anticipates that some or all of the school districts listed on the list of "Projects" referred to in this Resolution will pay certain capital expenditures in connection with some or all of the project costs prior to the issuance of bonds by the State to pay for the grants for the projects. The reimbursement of such costs is consistent with the State's budgetary and financial circumstances, and in accordance with Board policy, as no other funds or accounts of the State have been budgeted or are available to pay the costs of the projects on either a short-term or a long-term basis.
3. The Board, acting on behalf of the State, hereby declares that it is the State's official intent to use proceeds of general obligation bonds and/or General Fund proceeds that may become available for such purpose, consistent with the requirements of law that are in effect at the time the funds are available, to provide grants in accordance with applicable laws and regulations.
4. This Resolution shall be continuously available for inspection by the general public during normal business hours at the offices of the Board at 707 3<sup>rd</sup> Street, West Sacramento, California, commencing within one week after the date of enactment of this Resolution.
5. Any eligibility determination does not constitute a commitment of future funding by the Board.

I, the undersigned, duly authorized as the Executive Officer of the State Allocation Board, do hereby certify the foregoing to be true and correct, and that this Resolution was adopted at a meeting of said Board on May 31, 2023 at West Sacramento, California.



Lisa Silverman  
Executive Officer  
State Allocation Board

# SCHOOL FACILITY PROGRAM ELIGIBILITY ESTABLISHMENTS

## PURPOSE OF REPORT

To present the Districts' requests for School Facility Program (SFP) eligibility approval.

## DESCRIPTION

The school districts shown in the following sections have complied with State Allocation Board (Board) regulations regarding new construction or modernization eligibility determinations for the projects listed.

## RECOMMENDATIONS

1. Approve the eligibility determinations for the districts/projects shown on the Attachment.
2. Provide that this approval of eligibility determination for the districts/projects listed does not constitute a commitment for future funding by the Board.
3. For purposes of any application for funding, provide that the district must comply with all requirements of law and regulations pertaining to the SFP.

## ELIGIBILITY APPROVALS MODERNIZATION

<u>District</u>	<u>School Name</u>	<u>County</u>	<u>Application Number</u> <u>57/</u>	<u>Justification Document</u> <u>Date</u>	<u>Site Baseline Eligibility</u> <u>K-6</u>	<u>Site Baseline Eligibility</u> <u>7-8</u>	<u>Site Baseline Eligibility</u> <u>9-12</u>	<u>Site Baseline Eligibility</u> <u>Non Severe</u>	<u>Site Baseline Eligibility</u> <u>Severe</u>
Corona-Norco Unified	Norco Junior High	Riverside	67033-00-000	03/29/2023	0	54	0	0	0
Galt Joint Union Elementary	Vernon E. Greer Elementary	Sacramento	67348-00-000	03/21/2023	451	0	0	9	0
Grass Valley Elementary	Grass Valley Alternative Charter	Nevada	66332-00-000	03/28/2023	409	106	0	0	0
Grass Valley Elementary	Scotten (Margaret G.)	Nevada	66332-00-000	10/05/2017	501	0	0	0	0
Moreno Valley Unified	Canyon Springs High	Riverside	67124-00-000	04/03/2023	0	0	2,222	93	33
Moreno Valley Unified	Hendrick Ranch Elementary	Riverside	67124-00-000	03/15/2023	506	0	0	27	0
Moreno Valley Unified	Hidden Springs Elementary	Riverside	67124-00-000	03/16/2023	526	0	0	0	0
Moreno Valley Unified	Mountain View Middle	Riverside	67124-00-000	04/03/2023	0	1,228	0	26	18
Moreno Valley Unified	Ridge Crest Elementary	Riverside	67124-00-000	03/21/2023	550	0	0	10	0
Redwood City Elementary	Kennedy (John F.) Intermediate	San Mateo	69005-00-000	03/28/2023	0	513	0	0	0
Stockton Unified	Cleveland Elementary	San Joaquin	68676-00-000	04/06/2023	150	0	0	26	23

# SCHOOL FACILITY PROGRAM ELIGIBILITY ADJUSTMENTS

## PURPOSE OF REPORT

To adjust the baseline eligibility for new construction and modernization projects under the Leroy F. Greene School Facilities Act of 1998.

## DESCRIPTION

The districts listed on Attachment A have received eligibility approval for new construction. There has been a change in their baseline in accordance with the California Code of Regulations relating to the Leroy F. Greene School Facilities Act of 1998, Section 1859.51.

The districts listed on Attachment B have received eligibility approval for modernization. There has been a change in their baseline in accordance with the California Code of Regulations relating to the Leroy F. Greene School Facilities Act of 1998, Section 1859.61.

## RECOMMENDATIONS

1. Approve an adjustment to the new construction eligibility baseline determination as shown on Attachment A.
2. Approve an adjustment to the modernization eligibility baseline determination as shown on Attachment B.
3. Provide that this approval of adjusted eligibility determination does not constitute a commitment for future funding by the State Allocation Board.

## **KEY TO ADJUSTMENTS**

### **NEW CONSTRUCTION ONLY**

- (a) Reduced by the number of pupils provided grants in a new construction School Facility Program (SFP) project and by the number of pupils that received a Preliminary Apportionment pursuant to Section 1859.140 or a Preliminary Charter School Apportionment pursuant to Regulation Section 1859.162.2.
- (b) Reduced by the number of pupils housed, based on the loading standards pursuant to Ed. Code Section 17071.25(a)(2)(A), in a new construction LPP project funded under the provisions of the LPP pursuant to Regulation Section 1859.12 or 1859.13.
- (c) Reduced by the number of pupils housed in additional classrooms constructed or purchased based on the loading standards, pursuant to Ed. Code Section 17071.25(a)(2)(A), in a modernization SFP project.
- (d) Adjusted as a result of audit findings made pursuant to Regulation Sections 1859.90 and 1859.105.
- (e) Increased/decreased by changes in projected enrollment in subsequent enrollment reporting years, except as provided in (j) below.
- (f) Adjusted as a result of errors or omissions by the district or by the Office of Public School Construction (OPSC).
- (g) Adjusted as result of amendments to the SFP Regulations that affect the eligibility.
- (h) Increased by the number of pupils eligible for grants pursuant to Regulation Section 1859.82(a).
- (i) Reduced by the number of pupils housed in classrooms provided after the baseline eligibility was determined by the State Allocation Board, with 12 exceptions at Regulation Section 1859.51(i).
- (j) For Small School Districts, following a 3-year period after the district's eligibility was approved by the Board, decreased by any reduction in projected enrollment, and by any increase in pupils in the latest CDE operational grant report per Ed. Code Sec. 42268.
- (k) Adjusted for any changes in classroom inventory as a result of a reorganization election.
- (l) For classroom loading standards adopted by the Board for non-severely and severely disabled individuals with exceptional needs.
- (m) As directed by the SAB due to finding a Material Inaccuracy pursuant to Section 1859.104.1.
- (n) Increased by the number of pupils that received a Preliminary Apportionment that was rescinded pursuant to Section 1859.148 or a Preliminary Charter School Apportionment that was rescinded pursuant to Section 1859.166.
- (o) Adjusted for operational grant changes as determined/provided by the California Department of Education.
- (p) For High School Attendance Area (HSAA) districts with Preliminary Apportionments within the 2002 or 2004 Critically Overcrowded School Facilities Account, adjusted in accordance with Regulation Section 1859.51(p)(1), (2), or (3).
- (q) Adjusted by the difference between the Alternative Enrollment Projection for the current enrollment reporting year and the projected enrollment determined pursuant to Section 1859.42 for the current enrollment reporting year, or by the eligibility remaining from this calculation that can no longer be utilized if the funds made available pursuant to EC Section 17071.75(a)(1)(A) have been exhausted.
- (r) Adjusted per Ed. Code Sec. 17071.75(b)(2) by the number of pupils housed, based on the loading standards per Ed. Code Sec. 17071.25(a)(2)(A), in any classroom(s) where title was relinquished to the School District receiving the transferred classrooms.

## **KEY TO ADJUSTMENTS**

### **MODERNIZATION ONLY**

- (a) Reduced by the number of pupils provided grants in a modernization SFP project or CSFP Rehabilitation project at the specific site.
- (b) Reduced by the number of pupils housed, based on the loading standard pursuant to EC Section 17071.25(a)(2), in a modernization LPP project funded under the LPP pursuant to Regulation Section 1859.14 and 1859.15.
- (c) Increased by changes in projected enrollment in subsequent enrollment reporting years.
- (d) (1) Increased for additional facilities not previously modernized with State funds, that become 25 years old, if permanent, or 20 years old, if portable or, (2) as a result of audit findings made pursuant to Regulation Sections 1859.90 and 1859.105.
- (e) Adjusted as a result of errors or omissions by the district or by the OPSC.
- (f) Adjusted as result of amendments to the Subgroup 5.5 Regulations that affect the eligibility.
- (g) For classroom loading standards adopted by the Board for non-severely and severely disabled individuals with exceptional needs.
- (h) As directed by the SAB due to finding a Material Inaccuracy pursuant to Regulation Section 1859.104.1.
- (i) Increased for facilities previously modernized with State funds, which qualify for an additional modernization apportionment pursuant to Regulation Section 1859.78.8.
- (j) Adjusted as a result of the Reconfiguration of an existing high school under the Small High School Program.
- (k) Decreased for facilities that were deemed eligible for modernization pursuant to Regulation Sections 1859.60 and 1859.61(d) and subsequently replaced, or will be replaced under a signed contract for construction or acquisition of facilities, in a project funded by the district without participation from the State.
- (l) Adjusted as a result of replaced eligible portables funded with the Overcrowding Relief Grant, per Ed. Code Section 17079 et seq.
- (m) Adjusted as a result of classrooms demolished and replaced pursuant to Regulation Section 1859.82.

State Allocation Board Meeting, May 31, 2023  
**ATTACHMENT A**

District: Clovis Unified  
Attendance Area: District-Wide  
County: Fresno  
Application Number: 50/62117-00-000

	<i>Adjustment Type</i>	<i>K-6</i>	<i>7-8</i>	<i>9-12</i>	<i>Non-Severe</i>	<i>Severe</i>
<i>Current Baseline Eligibility</i>		3,664	1,162	2,242	-50	1,137
<i>Adjustment Per This Item</i>	e	-1,721	-502	-744	0	-372
<b><i>Net Baseline Eligibility</i></b>		1,943	660	1,498	-50	765

District: Fremont Union High  
Attendance Area: Fremont Union High – Homestead  
County: Santa Clara  
Application Number: 50/69468-04-000

	<i>Adjustment Type</i>	<i>K-6</i>	<i>7-8</i>	<i>9-12</i>	<i>Non-Severe</i>	<i>Severe</i>
<i>Current Baseline Eligibility</i>		0	0	118	-22	0
<i>Adjustment Per This Item</i>	i	0	0	-27	0	0
<b><i>Net Baseline Eligibility</i></b>		0	0	91	-22	0

District: Hesperia Unified  
Attendance Area: District-Wide  
County: San Bernardino  
Application Number: 50/75044-00-000

	<i>Adjustment Type</i>	<i>K-6</i>	<i>7-8</i>	<i>9-12</i>	<i>Non-Severe</i>	<i>Severe</i>
<i>Current Baseline Eligibility</i>		8,636	2,157	6,089	98	363
<i>Adjustment Per This Item</i>	e	-3,333	-1,048	-2,389	175	434
<b><i>Net Baseline Eligibility</i></b>		5,303	1,109	3,700	273	797

District: Kern High  
Attendance Area: District-Wide  
County: Kern  
Application Number: 50/63529-00-000

	<i>Adjustment Type</i>	<i>K-6</i>	<i>7-8</i>	<i>9-12</i>	<i>Non-Severe</i>	<i>Severe</i>
<i>Current Baseline Eligibility</i>		0	0	2,518	326	290
<i>Adjustment Per This Item</i>	f	0	0	5,482	90	57
<i>Adjustment Per This Item</i>	e	0	0	846	-1,045	243
<b><i>Net Baseline Eligibility</i></b>		0	0	8,846	-629	590

State Allocation Board Meeting, May 31, 2023  
ATTACHMENT A

District: Las Virgenes Unified  
Attendance Area: District-Wide  
County: Los Angeles  
Application Number: 50/64683-00-000

	<i>Adjustment Type</i>	<i>K-6</i>	<i>7-8</i>	<i>9-12</i>	<i>Non-Severe</i>	<i>Severe</i>
<i>Current Baseline Eligibility</i>		-2,819	-698	-1,621	208	121
<i>Adjustment Per This Item</i>	e	1,334	-188	-170	-665	-40
<b><i>Net Baseline Eligibility</i></b>		-1,485	-886	-1,791	-457	81

District: Los Banos Unified  
Attendance Area: District-Wide  
County: Merced  
Application Number: 50/65755-00-000

	<i>Adjustment Type</i>	<i>K-6</i>	<i>7-8</i>	<i>9-12</i>	<i>Non-Severe</i>	<i>Severe</i>
<i>Current Baseline Eligibility</i>		-496	-85	620	92	0
<i>Adjustment Per This Item</i>	e	-234	-145	-437	-29	0
<i>Adjustment Per This Item</i>	i	-50	0	0	0	0
<b><i>Net Baseline Eligibility</i></b>		-780	-230	183	63	0

District: Moreno Valley Unified  
Attendance Area: District-Wide  
County: Riverside  
Application Number: 50/67124-00-000

	<i>Adjustment Type</i>	<i>K-6</i>	<i>7-8</i>	<i>9-12</i>	<i>Non-Severe</i>	<i>Severe</i>
<i>Current Baseline Eligibility</i>		1,714	-2,317	1,570	89	168
<i>Adjustment Per This Item</i>	c	0	-27	0	0	0
<b><i>Net Baseline Eligibility</i></b>		1,714	-2,344	1,570	89	168

District: Novato Unified  
Attendance Area: District-Wide  
County: Marin  
Application Number: 50/65417-00-000

	<i>Adjustment Type</i>	<i>K-6</i>	<i>7-8</i>	<i>9-12</i>	<i>Non-Severe</i>	<i>Severe</i>
<i>Current Baseline Eligibility</i>		-429	-261	5	-17	0
<i>Adjustment Per This Item</i>	c	0	0	-135	0	0
<i>Adjustment Per This Item</i>	c	0	0	-27	0	0
<b><i>Net Baseline Eligibility</i></b>		-429	-261	-157	-17	0



State Allocation Board Meeting, May 31, 2023  
ATTACHMENT A

District: Orange Unified  
Attendance Area: District-Wide  
County: Orange  
Application Number: 50/66621-00-000

	<i>Adjustment Type</i>	<i>K-6</i>	<i>7-8</i>	<i>9-12</i>	<i>Non-Severe</i>	<i>Severe</i>
<i>Current Baseline Eligibility</i>		-5,097	-686	-153	-79	22
<i>Adjustment Per This Item</i>	c	0	0	-648	0	0
<b><i>Net Baseline Eligibility</i></b>		-5,097	-686	-801	-79	22

District: Piedmont City Unified  
Attendance Area: District-Wide  
County: Alameda  
Application Number: 50/61275-00-000

	<i>Adjustment Type</i>	<i>K-6</i>	<i>7-8</i>	<i>9-12</i>	<i>Non-Severe</i>	<i>Severe</i>
<i>Current Baseline Eligibility</i>		0	-135	0	-13	18
<i>Adjustment Per This Item</i>	c	0	0	-27	0	0
<b><i>Net Baseline Eligibility</i></b>		0	-135	-27	-13	18

District: Sanger Unified  
Attendance Area: District-Wide  
County: Fresno  
Application Number: 50/62414-00-000

	<i>Adjustment Type</i>	<i>K-6</i>	<i>7-8</i>	<i>9-12</i>	<i>Non-Severe</i>	<i>Severe</i>
<i>Current Baseline Eligibility</i>		1,006	264	-53	38	71
<i>Adjustment Per This Item</i>	e	-343	-73	-144	-36	-67
<b><i>Net Baseline Eligibility</i></b>		663	191	-197	2	4

District: Visalia Unified  
Attendance Area: District-Wide  
County: Tulare  
Application Number: 50/72256-00-000

	<i>Adjustment Type</i>	<i>K-6</i>	<i>7-8</i>	<i>9-12</i>	<i>Non-Severe</i>	<i>Severe</i>
<i>Current Baseline Eligibility</i>		1,597	90	1,428	-137	24
<i>Adjustment Per This Item</i>	a	150	0	0	0	0
<b><i>Net Baseline Eligibility</i></b>		1,747	90	1,428	-137	24

State Allocation Board Meeting, May 31, 2023  
**ATTACHMENT B**

District: Azusa Unified  
 School Name: Gladstone High  
 County: Los Angeles  
 Application Number: 57/64279-00-000

	<i>Adjustment Type</i>	<i>K-6</i>	<i>7-8</i>	<i>9-12</i>	<i>Non-Severe</i>	<i>Severe</i>
<i>Current Baseline Eligibility</i>		0	0	0	0	0
<i>Adjustment Per This Item</i>	c	0	0	-457	4	15
<i>Adjustment Per This Item</i>	d1	0	0	9	0	0
<b><i>Net Baseline Eligibility</i></b>		0	0	-448	4	15

District: Azusa Unified  
 School Name: Lee (Charles H.) Elementary  
 County: Los Angeles  
 Application Number: 57/64279-00-000

	<i>Adjustment Type</i>	<i>K-6</i>	<i>7-8</i>	<i>9-12</i>	<i>Non-Severe</i>	<i>Severe</i>
<i>Current Baseline Eligibility</i>		158	0	0	0	0
<i>Adjustment Per This Item</i>	d1	102	0	0	0	0
<b><i>Net Baseline Eligibility</i></b>		260	0	0	0	0

District: Culver City Unified  
 School Name: La Ballona Elementary  
 County: Los Angeles  
 Application Number: 57/64444-00-000

	<i>Adjustment Type</i>	<i>K-6</i>	<i>7-8</i>	<i>9-12</i>	<i>Non-Severe</i>	<i>Severe</i>
<i>Current Baseline Eligibility</i>		15	0	0	0	0
<i>Adjustment Per This Item</i>	g	0	0	0	0	0
<i>Adjustment Per This Item</i>	d1	20	0	0	0	0
<b><i>Net Baseline Eligibility</i></b>		35	0	0	0	0

State Allocation Board Meeting, May 31, 2023  
**ATTACHMENT B**

District: Fremont Unified  
 School Name: Horner (John M.) Junior High  
 County: Alameda  
 Application Number: 57/61176-00-000

	<i>Adjustment Type</i>	<i>K-6</i>	<i>7-8</i>	<i>9-12</i>	<i>Non-Severe</i>	<i>Severe</i>
<i>Current Baseline Eligibility</i>		0	38	0	-38	0
<i>Adjustment Per This Item</i>	g	0	-31	0	34	0
<i>Adjustment Per This Item</i>	f	0	-7	0	4	0
<i>Adjustment Per This Item</i>	e	0	8	0	0	0
<i>Adjustment Per This Item</i>	c	0	201	0	-9	16
<i>Adjustment Per This Item</i>	d1	0	125	0	2	1
<i>Adjustment Per This Item</i>	c	0	9	0	0	4
<i>Adjustment Per This Item</i>	c	0	33	0	1	-1
<b><i>Net Baseline Eligibility</i></b>		0	376	0	-6	20

District: Grass Valley Elementary  
 School Name: Grass Valley Alternative Charter  
 County: Nevada  
 Application Number: 57/66332-00-000

	<i>Adjustment Type</i>	<i>K-6</i>	<i>7-8</i>	<i>9-12</i>	<i>Non-Severe</i>	<i>Severe</i>
<i>Current Baseline Eligibility</i>		409	106	0	0	0
<i>Adjustment Per This Item</i>	d1	0	0	0	0	0
<i>Adjustment Per This Item</i>	c	-3	5	0	0	0
<b><i>Net Baseline Eligibility</i></b>		406	111	0	0	0

District: Grass Valley Elementary  
 School Name: Scotten (Margaret G.)  
 County: Nevada  
 Application Number: 57/66332-00-000

	<i>Adjustment Type</i>	<i>K-6</i>	<i>7-8</i>	<i>9-12</i>	<i>Non-Severe</i>	<i>Severe</i>
<i>Current Baseline Eligibility</i>		501	0	0	0	0
<i>Adjustment Per This Item</i>	c	6	0	0	0	0
<i>Adjustment Per This Item</i>	d1	0	0	0	0	0
<b><i>Net Baseline Eligibility</i></b>		507	0	0	0	0

State Allocation Board Meeting, May 31, 2023

**ATTACHMENT B**

District: Kern High

School Name: Bakersfield High

County: Kern

Application Number: 57/63529-00-000

	<i>Adjustment Type</i>	<i>K-6</i>	<i>7-8</i>	<i>9-12</i>	<i>Non-Severe</i>	<i>Severe</i>
<i>Current Baseline Eligibility</i>		0	0	0	0	0
<i>Adjustment Per This Item</i>	<i>g</i>	0	0	0	0	0
<i>Adjustment Per This Item</i>	<i>d1</i>	0	0	1,373	81	27
<i>Adjustment Per This Item</i>	<i>c</i>	0	0	119	8	7
<i>Adjustment Per This Item</i>	<i>c</i>	0	0	15	4	-6
<i>Adjustment Per This Item</i>	<i>c</i>	0	0	4	-4	6
<i>Adjustment Per This Item</i>	<i>c</i>	0	0	41	10	7
<i>Adjustment Per This Item</i>	<i>c</i>	0	0	-13	20	-2
<b><i>Net Baseline Eligibility</i></b>		0	0	1,539	119	39

District: Los Angeles Unified

School Name: Humphreys Avenue Elementary

County: Los Angeles

Application Number: 57/64733-00-000

	<i>Adjustment Type</i>	<i>K-6</i>	<i>7-8</i>	<i>9-12</i>	<i>Non-Severe</i>	<i>Severe</i>
<i>Current Baseline Eligibility</i>		380	0	0	0	0
<i>Adjustment Per This Item</i>	<i>e</i>	200	0	0	0	0
<i>Adjustment Per This Item</i>	<i>d1</i>	351	0	0	0	0
<b><i>Net Baseline Eligibility</i></b>		931	0	0	0	0

District: Los Angeles Unified

School Name: Marshall (John) Senior High

County: Los Angeles

Application Number: 57/64733-12-000

	<i>Adjustment Type</i>	<i>K-6</i>	<i>7-8</i>	<i>9-12</i>	<i>Non-Severe</i>	<i>Severe</i>
<i>Current Baseline Eligibility</i>		0	0	3,134	28	4
<i>Adjustment Per This Item</i>	<i>e</i>	0	0	0	0	0
<i>Adjustment Per This Item</i>	<i>e</i>	0	0	-407	-11	-2
<b><i>Net Baseline Eligibility</i></b>		0	0	2,727	17	2

State Allocation Board Meeting, May 31, 2023  
**ATTACHMENT B**

District: Los Angeles Unified  
 School Name: Fifty-Second Street Elementary  
 County: Los Angeles  
 Application Number: 57/64733-14-000

	<i>Adjustment Type</i>	<i>K-6</i>	<i>7-8</i>	<i>9-12</i>	<i>Non-Severe</i>	<i>Severe</i>
<i>Current Baseline Eligibility</i>		507	0	0	8	1
<i>Adjustment Per This Item</i>	e	7	0	0	1	0
<b><i>Net Baseline Eligibility</i></b>		514	0	0	9	1

District: Montague Elementary  
 School Name: Montague Elementary  
 County: Siskiyou  
 Application Number: 57/70417-00-000

	<i>Adjustment Type</i>	<i>K-6</i>	<i>7-8</i>	<i>9-12</i>	<i>Non-Severe</i>	<i>Severe</i>
<i>Current Baseline Eligibility</i>		75	0	0	0	0
<i>Adjustment Per This Item</i>	e	0	0	0	0	0
<i>Adjustment Per This Item</i>	g	0	0	0	0	0
<i>Adjustment Per This Item</i>	d1	100	70	0	3	0
<b><i>Net Baseline Eligibility</i></b>		175	70	0	3	0

District: Moreno Valley Unified  
 School Name: Bear Valley Elementary  
 County: Riverside  
 Application Number: 57/67124-00-000

	<i>Adjustment Type</i>	<i>K-6</i>	<i>7-8</i>	<i>9-12</i>	<i>Non-Severe</i>	<i>Severe</i>
<i>Current Baseline Eligibility</i>		658	0	0	0	15
<i>Adjustment Per This Item</i>	d1	47	0	0	0	1
<b><i>Net Baseline Eligibility</i></b>		705	0	0	0	16

District: Moreno Valley Unified  
 School Name: Honey Hollow Elementary  
 County: Riverside  
 Application Number: 57/67124-00-000

	<i>Adjustment Type</i>	<i>K-6</i>	<i>7-8</i>	<i>9-12</i>	<i>Non-Severe</i>	<i>Severe</i>
<i>Current Baseline Eligibility</i>		609	0	0	13	0
<i>Adjustment Per This Item</i>	d1	0	0	0	0	0
<b><i>Net Baseline Eligibility</i></b>		609	0	0	13	0

State Allocation Board Meeting, May 31, 2023  
**ATTACHMENT B**

District: Moreno Valley Unified  
School Name: Mountain View Middle  
County: Riverside  
Application Number: 57/67124-00-000

	<i>Adjustment Type</i>	<i>K-6</i>	<i>7-8</i>	<i>9-12</i>	<i>Non-Severe</i>	<i>Severe</i>
<i>Current Baseline Eligibility</i>		0	1,228	0	26	18
<i>Adjustment Per This Item</i>	c	0	14	0	0	0
<b><i>Net Baseline Eligibility</i></b>		0	1,242	0	26	18

District: Novato Unified  
School Name: Novato High  
County: Marin  
Application Number: 57/65417-00-000

	<i>Adjustment Type</i>	<i>K-6</i>	<i>7-8</i>	<i>9-12</i>	<i>Non-Severe</i>	<i>Severe</i>
<i>Current Baseline Eligibility</i>		0	0	152	25	0
<i>Adjustment Per This Item</i>	c	0	0	49	-6	0
<b><i>Net Baseline Eligibility</i></b>		0	0	201	19	0

District: Novato Unified  
School Name: San Marin High  
County: Marin  
Application Number: 57/65417-00-000

	<i>Adjustment Type</i>	<i>K-6</i>	<i>7-8</i>	<i>9-12</i>	<i>Non-Severe</i>	<i>Severe</i>
<i>Current Baseline Eligibility</i>		0	0	38	1	0
<i>Adjustment Per This Item</i>	e	0	0	-38	-1	0
<i>Adjustment Per This Item</i>	d1	0	0	38	1	0
<i>Adjustment Per This Item</i>	c	0	0	61	-4	0
<b><i>Net Baseline Eligibility</i></b>		0	0	99	-3	0

District: Orange Unified  
School Name: Canyon High  
County: Orange  
Application Number: 57/66621-00-000

	<i>Adjustment Type</i>	<i>K-6</i>	<i>7-8</i>	<i>9-12</i>	<i>Non-Severe</i>	<i>Severe</i>
<i>Current Baseline Eligibility</i>		0	0	1,625	29	9
<i>Adjustment Per This Item</i>	e	0	0	84	-1	0
<i>Adjustment Per This Item</i>	e	0	0	40	2	1
<i>Adjustment Per This Item</i>	d1	0	0	139	2	0
<i>Adjustment Per This Item</i>	c	0	0	97	13	-2
<b><i>Net Baseline Eligibility</i></b>		0	0	1,985	45	8

**ATTACHMENT B**

District: Placer Union High  
 School Name: Del Oro High  
 County: Placer  
 Application Number: 57/66894-00-000

	<i>Adjustment Type</i>	<i>K-6</i>	<i>7-8</i>	<i>9-12</i>	<i>Non-Severe</i>	<i>Severe</i>
<i>Current Baseline Eligibility</i>		0	0	235	1	1
<i>Adjustment Per This Item</i>	d1	0	0	155	0	0
<b><i>Net Baseline Eligibility</i></b>		0	0	390	1	1

District: Redwood City Elementary  
 School Name: Kennedy (John F.) Intermediate  
 County: San Mateo  
 Application Number: 57/69005-00-000

	<i>Adjustment Type</i>	<i>K-6</i>	<i>7-8</i>	<i>9-12</i>	<i>Non-Severe</i>	<i>Severe</i>
<i>Current Baseline Eligibility</i>		0	513	0	0	0
<i>Adjustment Per This Item</i>	d1	0	145	0	11	0
<b><i>Net Baseline Eligibility</i></b>		0	658	0	11	0

District: San Diego Unified  
 School Name: Chollas-Mead  
 County: San Diego  
 Application Number: 57/68338-00-000

	<i>Adjustment Type</i>	<i>K-6</i>	<i>7-8</i>	<i>9-12</i>	<i>Non-Severe</i>	<i>Severe</i>
<i>Current Baseline Eligibility</i>		305	0	0	0	0
<i>Adjustment Per This Item</i>	a	-305	0	0	0	0
<b><i>Net Baseline Eligibility</i></b>		0	0	0	0	0

District: San Diego Unified  
 School Name: Gompers Secondary  
 County: San Diego  
 Application Number: 57/68338-00-000

	<i>Adjustment Type</i>	<i>K-6</i>	<i>7-8</i>	<i>9-12</i>	<i>Non-Severe</i>	<i>Severe</i>
<i>Current Baseline Eligibility</i>		0	161	-16	-39	-27
<i>Adjustment Per This Item</i>	e	0	150	512	39	27
<i>Adjustment Per This Item</i>	a	0	-311	-496	0	0
<b><i>Net Baseline Eligibility</i></b>		0	0	0	0	0

State Allocation Board Meeting, May 31, 2023  
**ATTACHMENT B**

District: San Diego Unified  
School Name: Linda Vista Elementary  
County: San Diego  
Application Number: 57/68338-00-000

	<i>Adjustment Type</i>	<i>K-6</i>	<i>7-8</i>	<i>9-12</i>	<i>Non-Severe</i>	<i>Severe</i>
<i>Current Baseline Eligibility</i>		145	0	0	0	0
<i>Adjustment Per This Item</i>	a	-145	0	0	0	0
<b><i>Net Baseline Eligibility</i></b>		0	0	0	0	0

District: San Diego Unified  
School Name: O'Farrell Community  
County: San Diego  
Application Number: 57/68338-00-000

	<i>Adjustment Type</i>	<i>K-6</i>	<i>7-8</i>	<i>9-12</i>	<i>Non-Severe</i>	<i>Severe</i>
<i>Current Baseline Eligibility</i>		0	827	0	0	0
<i>Adjustment Per This Item</i>	a	0	-827	0	0	0
<b><i>Net Baseline Eligibility</i></b>		0	0	0	0	0

District: San Jose Unified  
School Name: Leland High  
County: Santa Clara  
Application Number: 57/69666-00-000

	<i>Adjustment Type</i>	<i>K-6</i>	<i>7-8</i>	<i>9-12</i>	<i>Non-Severe</i>	<i>Severe</i>
<i>Current Baseline Eligibility</i>		0	0	33	-2	0
<i>Adjustment Per This Item</i>	c	0	0	76	-2	8
<i>Adjustment Per This Item</i>	c	0	0	35	-22	29
<b><i>Net Baseline Eligibility</i></b>		0	0	144	-26	37

District: Stockton Unified  
School Name: Cleveland Elementary  
County: San Joaquin  
Application Number: 57/68676-00-000

	<i>Adjustment Type</i>	<i>K-6</i>	<i>7-8</i>	<i>9-12</i>	<i>Non-Severe</i>	<i>Severe</i>
<i>Current Baseline Eligibility</i>		150	0	0	26	23
<i>Adjustment Per This Item</i>	d1	75	54	0	0	0
<i>Adjustment Per This Item</i>	c	0	0	0	6	16
<i>Adjustment Per This Item</i>	d1	268	60	0	0	0
<i>Adjustment Per This Item</i>	c	32	2	0	11	0
<i>Adjustment Per This Item</i>	d1	10	0	0	0	0
<b><i>Net Baseline Eligibility</i></b>		535	116	0	43	39



**ATTACHMENT B**

District: Tustin Unified

School Name: Foothill High

County: Orange

Application Number: 57/73643-00-000

	<i>Adjustment Type</i>	<i>K-6</i>	<i>7-8</i>	<i>9-12</i>	<i>Non-Severe</i>	<i>Severe</i>
<i>Current Baseline Eligibility</i>		0	0	131	3	3
<i>Adjustment Per This Item</i>	c	0	0	-131	20	2
<i>Adjustment Per This Item</i>	d1	0	0	178	3	0
<b><i>Net Baseline Eligibility</i></b>		0	0	178	26	5

District: Washington Unified

School Name: Elkhorn Village Elementary

County: Yolo

Application Number: 57/72694-00-000

	<i>Adjustment Type</i>	<i>K-6</i>	<i>7-8</i>	<i>9-12</i>	<i>Non-Severe</i>	<i>Severe</i>
<i>Current Baseline Eligibility</i>		-103	127	0	-26	0
<i>Adjustment Per This Item</i>	e	0	0	0	0	0
<i>Adjustment Per This Item</i>	c	77	58	0	0	0
<i>Adjustment Per This Item</i>	d1	36	15	0	0	0
<b><i>Net Baseline Eligibility</i></b>		10	200	0	-26	0

## SCHOOL FACILITY PROGRAM APPORTIONMENTS

### PURPOSE OF REPORT

To present to the State Allocation Board (Board) a list of School Facility Program (SFP) applications for Apportionment.

### DESCRIPTION

On September 21, 2022, the Board took action, due to the availability of General Fund proceeds, to return to making direct Apportionments while keeping the same benefits of the quick distribution of funds, as the priority funding system, by adopting proposed emergency regulations that revised the fund release deadlines from 18 months to either 180 calendar days for non-financial hardship school districts or 365 calendar days for school districts that qualify for financial hardship. The SFP new construction and modernization projects presented on the Attachment are in date order of a complete application being received by the Office of Public School Construction (OPSC) and are Ready for Apportionment. The list also includes health and safety facility hardship applications for funding that have been processed and are ready for approval regardless of received date.

### AUTHORITY

SFP Regulation Section 1859.90 states:

“(a) With the exception of an apportionment made pursuant to Sections 1859.81.1(e) or 1859.81.2, apportionments provided through the Priority Funding Process and subject to 1859.90.2, or of an Inactive Apportionment subject to Section 1859.96, the OPSC will release State funds that the Board has apportioned to the district after submittal, by the district, of the Form SAB 50-05 and a Grant Agreement, pursuant to Section 1859.90.4.

(b) With the exception of an apportionment made for a Type II Joint-Use Project, not part of a qualifying SFP Modernization project, pursuant to Article 12 of these Regulations, a district must submit the Form SAB 50-05 and Grant Agreement, within 180 calendar days of the Apportionment of the SFP grant for the project or within 365 calendar days for Apportionments that include financial hardship assistance. If the district does not submit the Form SAB 50-05 and Grant Agreement within the above specified time, the entire New Construction Adjusted Grant, or Modernization Adjusted Grant or Type I or II, part of a qualifying SFP Modernization, or Joint-Use Project apportionment shall be rescinded without further Board action, and the pupils housed in the project, if applicable, will be

added back to the district’s baseline eligibility. The district may refile a new application for the project subject to district eligibility and available State funds at the time of resubmittal.

....“

## **BACKGROUND**

As part of the Governor’s approved Budget Act for the 2022-2023 fiscal year, one-time General Fund dollars were appropriated to the Board in the amount of \$1.3 billion for new construction and modernization projects under the SFP. As a result of receiving funding for the SFP that is not contingent on bond sales, the Board was able to return to using an existing regulatory process that allows for Apportionments to be made on a flow basis outside the current Priority Funding process, which is designed to accommodate twice yearly bond sales. Making Apportionments on a flow basis will enable school districts to more quickly and efficiently access much needed cash for construction projects. In order to ensure that cash moves quickly once allocated to school districts, regulations were changed to shorten the deadlines for fund release from 18 months to either 180 calendar days or 365 calendar days for districts that qualify for financial hardship.

School districts must submit the Grant Agreement and a valid *Fund Release Authorization* (Form SAB 50-05) 180 calendar days from Board approval for non-financial hardship projects and 365 calendar days from Board approval for financial hardship projects.

## **RECOMMENDATIONS**

1. Approve the SFP applications as presented on the Attachment.
2. Specify that the projects are subject to the fund release deadlines as outlined in SFP Regulation Section 1859.90.

ATTACHMENT  
School Facility Program Apportionments  
State Allocation Board Meeting, May 31, 2023

County	District	School Site	Application Number	Received Date	Grant Amount
ALAMEDA	PIEDMONT CITY UNIFIED	PIEDMONT HIGH	50/61275-00-003	6/18/2019	\$9,267,451.00
RIVERSIDE	MORENO VALLEY UNIFIED	SERRANO ELEMENTARY	57/67124-00-017	7/11/2019	\$3,892,881.00
RIVERSIDE	MORENO VALLEY UNIFIED	HIDDEN SPRINGS ELEMENTARY	57/67124-00-018	7/11/2019	\$1,674,844.00
RIVERSIDE	MORENO VALLEY UNIFIED	HENDRICK RANCH ELEMENTARY	57/67124-00-019	7/11/2019	\$2,383,611.00
RIVERSIDE	MORENO VALLEY UNIFIED	CLOVERDALE ELEMENTARY	57/67124-00-020	7/11/2019	\$3,958,101.00
RIVERSIDE	MORENO VALLEY UNIFIED	BEAR VALLEY ELEMENTARY	57/67124-00-021	7/11/2019	\$4,887,289.00
RIVERSIDE	MORENO VALLEY UNIFIED	MOUNTAIN VIEW MIDDLE	57/67124-00-022	7/11/2019	\$9,006,653.00
RIVERSIDE	MORENO VALLEY UNIFIED	HONEY HOLLOW ELEMENTARY	57/67124-00-023	7/11/2019	\$4,116,654.00
RIVERSIDE	MORENO VALLEY UNIFIED	RIDGE CREST ELEMENTARY	57/67124-00-024	7/11/2019	\$3,532,268.00
YUBA	YUBA COUNTY OFFICE OF EDUCATION	VIRGINIA (AKA SP ED #2 & #3)	50/10587-00-008	7/16/2019	WITHDRAWN
YUBA	YUBA COUNTY OFFICE OF EDUCATION	VIRGINIA (AKA SP ED #2 & #3)	57/10587-00-005	7/19/2019	\$1,927,676.33
PLACER	PLACER UNION HIGH	DEL ORO HIGH	57/66894-00-015	7/19/2019	\$4,740,436.00
LOS ANGELES	AZUSA UNIFIED	LEE (CHARLES H.) ELEMENTARY	57/64279-00-026	7/22/2019	\$1,629,831.00
LOS ANGELES	AZUSA UNIFIED	GLADSTONE HIGH	57/64279-00-027	7/22/2019	\$547,741.00
SACRAMENTO	GALT JOINT UNION ELEMENTARY	VERNON E. GREER ELEMENTARY	57/67348-00-004	7/22/2019	\$2,947,426.00
YOLO	WASHINGTON UNIFIED	ELKHORN VILLAGE ELEMENTARY	57/72694-00-018	7/23/2019	\$1,836,487.00
SANTA CLARA	SAN JOSE UNIFIED	LELAND HIGH	57/69666-00-052	7/26/2019	\$2,846,292.00
SISKIYOU	MONTAGUE ELEMENTARY	MONTAGUE ELEMENTARY	57/70417-00-002	7/26/2019	\$267,595.00
FRESNO	SANGER UNIFIED	MADISON ELEMENTARY	50/62414-00-026	7/29/2019	\$498,183.00
TULARE	TULARE COUNTY OFFICE OF EDUCATION	L.B. HILL NORTH (AKA LB HILL SOUTH, SDC)	57/10546-00-007	8/2/2019	\$1,857,048.67
ALAMEDA	FREMONT UNIFIED	HORNER (JOHN M.) JUNIOR HIGH	57/61176-00-055	8/2/2019	\$4,898,947.00
MARIN	NOVATO UNIFIED	SAN MARIN HIGH	57/65417-00-025	8/7/2019	\$1,213,161.00
SAN MATEO	REDWOOD CITY ELEMENTARY	KENNEDY (JOHN F.) INTERMEDIATE	57/69005-00-007	8/8/2019	\$3,503,141.00
MERCED	LOS BANOS UNIFIED	VOLTA ELEMENTARY (YR)	50/65755-00-014	8/9/2019	\$481,402.00
SAN BERNARDINO	HESPERIA UNIFIED	TOPAZ PREPARATORY ACADEMY	50/75044-00-036	8/9/2019	\$857,145.00
LOS ANGELES	LOS ANGELES UNIFIED	AUDUBON JUNIOR HIGH	57/64733-00-724	8/9/2019	\$2,650,881.00
LOS ANGELES	LOS ANGELES UNIFIED	TENTH STREET ELEMENTARY	57/64733-00-725	8/9/2019	\$2,403,657.00
PLACER	ROSEVILLE JOINT UNION HIGH	OAKMONT HIGH	57/66928-00-007	8/9/2019	\$4,889,406.00
RIVERSIDE	CORONA-NORCO UNIFIED	NORCO JUNIOR HIGH	57/67033-00-022	8/12/2019	\$410,367.00
LOS ANGELES	CULVER CITY UNIFIED	LA BALLONA ELEMENTARY	57/64444-00-017	8/12/2019	\$416,862.00
KERN	KERN HIGH	VISTA HIGH (CONT.)	50/63529-00-012	8/12/2019	\$313,730.00
MARIN	NOVATO UNIFIED	NOVATO HIGH	57/65417-00-026	8/12/2019	\$2,663,284.00
FRESNO	SANGER UNIFIED	WASH (JOHN S.) ELEMENTARY	50/62414-00-027	8/12/2019	\$304,639.00
SAN JOAQUIN	STOCKTON UNIFIED	CLEVELAND ELEMENTARY	57/68676-00-042	8/12/2019	\$3,944,857.00
RIVERSIDE	MORENO VALLEY UNIFIED	CANYON SPRINGS HIGH	57/67124-00-025	8/13/2019	\$14,880,132.00
TULARE	TRAVER JOINT ELEMENTARY	TRAVER ELEMENTARY	50/72223-00-002	8/14/2019	\$929,678.00
ORANGE	ORANGE UNIFIED	CANYON HIGH	57/66621-00-058	8/14/2019	\$6,863,384.00
KERN	KERN COUNTY OFFICE OF EDUCATION	AURORA PROGRAM	50/10157-98-006	8/16/2019	\$7,149,621.84
FRESNO	CLOVIS UNIFIED	CLOVIS EAST HIGH	57/62117-00-025	8/16/2019	\$501,689.00
FRESNO	CLOVIS UNIFIED	REGAN ELEMENTARY	50/62117-00-026	8/16/2019	\$218,256.00
FRESNO	CLOVIS UNIFIED	JAMES S. FUGMAN ELEMENTARY	50/62117-00-027	8/16/2019	\$256,132.00
FRESNO	CLOVIS UNIFIED	ROGER S. ORAZE ELEMENTARY	50/62117-00-028	8/16/2019	\$406,422.00
KERN	KERN HIGH	BAKERSFIELD HIGH	57/63529-00-012	8/16/2019	\$23,114,204.00
NEVADA	GRASS VALLEY ELEMENTARY	GRASS VALLEY ALTERNATIVE CHARTER	57/66332-00-003	8/19/2019	\$3,557,613.00
NEVADA	GRASS VALLEY ELEMENTARY	SCOTTEN (MARGARET G.)	57/66332-00-004	8/19/2019	\$3,447,698.00
LOS ANGELES	LOS ANGELES UNIFIED	SIXTY-EIGHTH STREET ELEMENTARY	57/64733-00-726	8/19/2019	\$2,438,899.00

Program	Amount (in Dollars)
New Construction	\$20,682,659.84
Modernization	\$133,851,016.00
<b>Total</b>	<b>\$154,533,675.84</b>

**APPLICANT DATA**

<b>Applicant:</b>	Piedmont City Unified	<b>PTN:</b>	61275 - 23
<b>Application No:</b>	50/61275-00-003	<b>County:</b>	Alameda
<b>School Name:</b>	Piedmont High	<b>Filing Basis:</b>	District-wide

**HISTORY OF PROJECT FUNDING**

	Fund Code	Proposition		Previously Authorized	Authorized This Action	State Apportionment This Action
<b>State Share</b>						
NC/Add. Grant	001-2223	GF	\$		\$ 2,873,320.25	\$ 2,873,320.25
NC/Add. Grant	051-500	51			6,394,130.75	6,394,130.75
<b>Applicant Share</b>						
District Contribution					9,267,451.00	
<b>Total</b>			\$	<b>0.00</b>	<b>\$ 18,534,902.00</b>	<b>\$ 9,267,451.00</b>

Funding Sources: **Proposition 51 Bonds/2016-Nov.; General Funds FY 2022/2023**

**APPLICATION DATA**

**PROGRAM GRANT DATA**

<b>Type of Project:</b>	High School	<b>Automatic Sprinkler System</b>	\$	80,888.00
<b>Pupils Assigned:</b>	K-6: 287	<b>Base Grant</b>	\$	4,845,229.00
	9-12: 12	<b>Fire Detection</b>	\$	5,969.00
<b>Number of Classrooms:</b>	13	<b>Multi Level Construction</b>	\$	581,427.00
<b>Addition to Existing Site:</b>	No	<b>Off Site</b>	\$	81,381.00
<b>Use of Grants 1859.77.3(a):</b>	No	<b>Service Site Development</b>	\$	910,374.00
<b>Use of Grants 1859.77.3(b):</b>	Yes	<b>Urban/Security/Impacted Site</b>	\$	2,434,377.00
<b>Master Plan Acres:</b>	35.5	<b>Utilities</b>	\$	327,806.00
<b>Recommended Acres:</b>	35.5	<b>Total State Share (50%)</b>		9,267,451.00
<b>Existing Acres:</b>	10.57	<b>Applicant Share (50%)</b>		9,267,451.00
<b>Proposed Acres:</b>	0.0	<b>Total Project Cost</b>	\$	<b>18,534,902.00</b>

**STIPULATED TERMS & NEXT STEPS**

A valid Fund Release Authorization (Form SAB 50-05) must be signed by the designated District Representative and must be received by the Office of Public School Construction prior to 11:59 p.m. within 180 calendar days of SAB approval of the Apportionment for this project. The form may be submitted electronically via OPSC Online or via email to OPSCApplicationReviewTeam@dgs.ca.gov.

The Applicant shall ensure that it is in compliance with all applicable laws, regulations and certifications it made on the program forms.

The Applicant is required to submit a signed Grant Agreement for the project prior to or concurrent with a valid Fund Release Authorization (Form SAB 50-05). Failure to submit an executed Grant Agreement and valid Form SAB 50-05 prior to the deadline shall result in the Apportionment being rescinded without further board action.

The Applicant is responsible for ensuring that the project is compliant with Prevailing Wage Monitoring and/or Labor Compliance Program requirements at the time construction contracts are executed and/or construction commenced.

**APPLICANT DATA**

<b>Applicant:</b>	Moreno Valley Unified	<b>PTN:</b>	67124 - 210
<b>Application No:</b>	57/67124-00-017	<b>County:</b>	Riverside
<b>School Name:</b>	Serrano Elementary		

**HISTORY OF PROJECT FUNDING**

	<b>Fund Code</b>	<b>Proposition</b>	<b>Previously Authorized</b>	<b>Authorized This Action</b>	<b>State Apportionment This Action</b>
<b>State Share</b>					
<b>Mod/Add. Grant</b>	051-570	51	\$	\$ 3,892,881.00	\$ 3,892,881.00
<b>Applicant Share</b>					
<b>District Contribution</b>				2,595,254.00	
<b>Total</b>			\$ <u>0.00</u>	\$ <u>6,488,135.00</u>	\$ <u>3,892,881.00</u>
<b>Funding Source:</b>	Proposition 51 Bonds/2016-Nov.				

**APPLICATION DATA**

**Type of Project:** Elementary School

**Pupils Assigned Under 50 Yrs:** K-6: 602

**Recommended Acres:** 9.8

**Existing Acres:** 6.7

**PROGRAM GRANT DATA**

<b>Accessibility Fire Grant</b>	\$	109,913.00
<b>Base Grant - Under 50Yr</b>	\$	3,663,772.00
<b>Fire Detection</b>	\$	119,196.00
<b>Total State Share (60%)</b>		3,892,881.00
<b>Applicant Share (40%)</b>		2,595,254.00
<b>Total Project Cost</b>	\$	<u>6,488,135.00</u>

**STIPULATED TERMS & NEXT STEPS**

A valid Fund Release Authorization (Form SAB 50-05) must be signed by the designated District Representative and must be received by the Office of Public School Construction prior to 11:59 p.m. within 180 calendar days of SAB approval of the Apportionment for this project. The form may be submitted electronically via OPSC Online or via email to OPSCApplicationReviewTeam@dgs.ca.gov.

The Applicant shall ensure that it is in compliance with all applicable laws, regulations and certifications it made on the program forms.

The Applicant is required to submit a signed Grant Agreement for the project prior to or concurrent with a valid Fund Release Authorization (Form SAB 50-05). Failure to submit an executed Grant Agreement and valid Form SAB 50-05 prior to the deadline shall result in the Apportionment being rescinded without further board action.

The Applicant is responsible for ensuring that the project is compliant with Prevailing Wage Monitoring and/or Labor Compliance Program requirements at the time construction contracts are executed and/or construction commenced.

**APPLICANT DATA**

<b>Applicant:</b>	Moreno Valley Unified	<b>PTN:</b>	67124 - 223
<b>Application No:</b>	57/67124-00-018	<b>County:</b>	Riverside
<b>School Name:</b>	Hidden Springs Elementary		

**HISTORY OF PROJECT FUNDING**

	<b>Fund Code</b>	<b>Proposition</b>	<b>Previously Authorized</b>	<b>Authorized This Action</b>	<b>State Apportionment This Action</b>
<u>State Share</u>					
<b>Mod/Add. Grant</b>	051-570	51	\$	\$ 1,674,844.00	\$ 1,674,844.00
<u>Applicant Share</u>					
<b>District Contribution</b>				1,116,562.67	
<b>Total</b>			\$ <u>0.00</u>	\$ <u>2,791,406.67</u>	\$ <u>1,674,844.00</u>
<b>Funding Source:</b>	Proposition 51 Bonds/2016-Nov.				

**APPLICATION DATA**

<b>Type of Project:</b>	Elementary School	
<b>Pupils Assigned Under 50 Yrs:</b>	<b>K-6:</b>	259
<b>Recommended Acres:</b>	9.9	
<b>Existing Acres:</b>	8.61	

**PROGRAM GRANT DATA**

<b>Accessibility Fire Grant</b>	\$	47,288.00
<b>Base Grant - Under 50Yr</b>	\$	1,576,274.00
<b>Fire Detection</b>	\$	51,282.00
<b>Total State Share (60%)</b>		1,674,844.00
<b>Applicant Share (40%)</b>		1,116,562.67
<b>Total Project Cost</b>	\$	<u>2,791,406.67</u>

**STIPULATED TERMS & NEXT STEPS**

A valid Fund Release Authorization (Form SAB 50-05) must be signed by the designated District Representative and must be received by the Office of Public School Construction prior to 11:59 p.m. within 180 calendar days of SAB approval of the Apportionment for this project. The form may be submitted electronically via OPSC Online or via email to OPSCApplicationReviewTeam@dgs.ca.gov.

The Applicant shall ensure that it is in compliance with all applicable laws, regulations and certifications it made on the program forms.

The Applicant is required to submit a signed Grant Agreement for the project prior to or concurrent with a valid Fund Release Authorization (Form SAB 50-05). Failure to submit an executed Grant Agreement and valid Form SAB 50-05 prior to the deadline shall result in the Apportionment being rescinded without further board action.

The Applicant is responsible for ensuring that the project is compliant with Prevailing Wage Monitoring and/or Labor Compliance Program requirements at the time construction contracts are executed and/or construction commenced.

**APPLICANT DATA**

<b>Applicant:</b>	Moreno Valley Unified	<b>PTN:</b>	67124 - 213
<b>Application No:</b>	57/67124-00-019	<b>County:</b>	Riverside
<b>School Name:</b>	Hendrick Ranch Elementary		

**HISTORY OF PROJECT FUNDING**

	Fund Code	Proposition	Previously Authorized	Authorized This Action	State Apportionment This Action
<u>State Share</u>					
<b>Mod/Add. Grant</b>	051-570	51	\$	\$ 2,383,611.00	\$ 2,383,611.00
<u>Applicant Share</u>					
<b>District Contribution</b>				1,589,074.00	
<b>Total</b>			\$ <u>0.00</u>	\$ <u>3,972,685.00</u>	\$ <u>2,383,611.00</u>
<b>Funding Source: Proposition 51 Bonds/2016-Nov.</b>					

**APPLICATION DATA**

<b>Type of Project:</b>	Elementary School	
<b>Pupils Assigned Under 50 Yrs:</b>	<b>K-6:</b>	341
	<b>Non-Severe:</b>	13
<b>Recommended Acres:</b>	10.1	
<b>Existing Acres:</b>	7.9	

**PROGRAM GRANT DATA**

<b>Accessibility Fire Grant</b>	\$	67,321.00
<b>Base Grant - Under 50Yr</b>	\$	2,244,027.00
<b>Fire Detection</b>	\$	72,263.00
<b>Total State Share (60%)</b>		<u>2,383,611.00</u>
<b>Applicant Share (40%)</b>		1,589,074.00
<b>Total Project Cost</b>	\$	<u>3,972,685.00</u>

**STIPULATED TERMS & NEXT STEPS**

A valid Fund Release Authorization (Form SAB 50-05) must be signed by the designated District Representative and must be received by the Office of Public School Construction prior to 11:59 p.m. within 180 calendar days of SAB approval of the Apportionment for this project. The form may be submitted electronically via OPSC Online or via email to OPSCApplicationReviewTeam@dgs.ca.gov.

The Applicant shall ensure that it is in compliance with all applicable laws, regulations and certifications it made on the program forms.

The Applicant is required to submit a signed Grant Agreement for the project prior to or concurrent with a valid Fund Release Authorization (Form SAB 50-05). Failure to submit an executed Grant Agreement and valid Form SAB 50-05 prior to the deadline shall result in the Apportionment being rescinded without further board action.

The Applicant is responsible for ensuring that the project is compliant with Prevailing Wage Monitoring and/or Labor Compliance Program requirements at the time construction contracts are executed and/or construction commenced.



**APPLICANT DATA**

<b>Applicant:</b>	Moreno Valley Unified	<b>PTN:</b>	67124 - 209
<b>Application No:</b>	57/67124-00-020	<b>County:</b>	Riverside
<b>School Name:</b>	Cloverdale Elementary		

**HISTORY OF PROJECT FUNDING**

	<b>Fund Code</b>	<b>Proposition</b>	<b>Previously Authorized</b>	<b>Authorized This Action</b>	<b>State Apportionment This Action</b>
<u>State Share</u>					
<b>Mod/Add. Grant</b>	051-570	51	\$	\$ 3,958,101.00	\$ 3,958,101.00
<u>Applicant Share</u>					
<b>District Contribution</b>				2,638,734.00	
<b>Total</b>			\$ <u>0.00</u>	\$ <u>6,596,835.00</u>	\$ <u>3,958,101.00</u>
<b>Funding Source:</b>	<b>Proposition 51 Bonds/2016-Nov.</b>				

**APPLICATION DATA**

**Type of Project:** Elementary School

**Pupils Assigned Under 50 Yrs:** K-6: 559  
Non-Severe: 25

**Recommended Acres:** 11.7

**Existing Acres:** 8.77

**PROGRAM GRANT DATA**

<b>Accessibility Fire Grant</b>	\$	111,795.00
<b>Base Grant - Under 50Yr</b>	\$	3,726,499.00
<b>Fire Detection</b>	\$	119,807.00
<b>Total State Share (60%)</b>		<u>3,958,101.00</u>
<b>Applicant Share (40%)</b>		<u>2,638,734.00</u>
<b>Total Project Cost</b>	\$	<u>6,596,835.00</u>

**STIPULATED TERMS & NEXT STEPS**

A valid Fund Release Authorization (Form SAB 50-05) must be signed by the designated District Representative and must be received by the Office of Public School Construction prior to 11:59 p.m. within 180 calendar days of SAB approval of the Apportionment for this project. The form may be submitted electronically via OPSC Online or via email to OPSCApplicationReviewTeam@dgs.ca.gov.

The Applicant shall ensure that it is in compliance with all applicable laws, regulations and certifications it made on the program forms.

The Applicant is required to submit a signed Grant Agreement for the project prior to or concurrent with a valid Fund Release Authorization (Form SAB 50-05). Failure to submit an executed Grant Agreement and valid Form SAB 50-05 prior to the deadline shall result in the Apportionment being rescinded without further board action.

The Applicant is responsible for ensuring that the project is compliant with Prevailing Wage Monitoring and/or Labor Compliance Program requirements at the time construction contracts are executed and/or construction commenced.

**APPLICANT DATA**

<b>Applicant:</b>	Moreno Valley Unified	<b>PTN:</b>	67124 - 215
<b>Application No:</b>	57/67124-00-021	<b>County:</b>	Riverside
<b>School Name:</b>	Bear Valley Elementary		

**HISTORY OF PROJECT FUNDING**

	<b>Fund Code</b>	<b>Proposition</b>	<b>Previously Authorized</b>	<b>Authorized This Action</b>	<b>State Apportionment This Action</b>
<u>State Share</u>					
<b>Mod/Add. Grant</b>	051-570	51	\$	\$ 4,887,289.00	\$ 4,887,289.00
<u>Applicant Share</u>					
<b>District Contribution</b>				3,258,192.67	
<b>Total</b>			\$ <u>0.00</u>	\$ <u>8,145,481.67</u>	\$ <u>4,887,289.00</u>
<b>Funding Source:</b>	<b>Proposition 51 Bonds/2016-Nov.</b>				

**APPLICATION DATA**

**Type of Project:** Elementary School

**Pupils Assigned Under 50 Yrs:**

<b>K-6:</b>	705
<b>Severe:</b>	16

**Recommended Acres:** 11.7

**Existing Acres:** 9.11

**PROGRAM GRANT DATA**

<b>Accessibility Fire Grant</b>	\$	138,029.00
<b>Base Grant - Under 50Yr</b>	\$	4,600,966.00
<b>Fire Detection</b>	\$	148,294.00
<b>Total State Share (60%)</b>		<u>4,887,289.00</u>
<b>Applicant Share (40%)</b>		<u>3,258,192.67</u>
<b>Total Project Cost</b>	\$	<u>8,145,481.67</u>

**STIPULATED TERMS & NEXT STEPS**

A valid Fund Release Authorization (Form SAB 50-05) must be signed by the designated District Representative and must be received by the Office of Public School Construction prior to 11:59 p.m. within 180 calendar days of SAB approval of the Apportionment for this project. The form may be submitted electronically via OPSC Online or via email to OPSCApplicationReviewTeam@dgs.ca.gov.

The Applicant shall ensure that it is in compliance with all applicable laws, regulations and certifications it made on the program forms.

The Applicant is required to submit a signed Grant Agreement for the project prior to or concurrent with a valid Fund Release Authorization (Form SAB 50-05). Failure to submit an executed Grant Agreement and valid Form SAB 50-05 prior to the deadline shall result in the Apportionment being rescinded without further board action.

The Applicant is responsible for ensuring that the project is compliant with Prevailing Wage Monitoring and/or Labor Compliance Program requirements at the time construction contracts are executed and/or construction commenced.

**APPLICANT DATA**

**Applicant:** Moreno Valley Unified **PTN:** 67124 - 218  
**Application No:** 57/67124-00-022 **County:** Riverside  
**School Name:** Mountain View Middle

**HISTORY OF PROJECT FUNDING**

	Fund Code	Proposition	Previously Authorized	Authorized This Action	State Apportionment This Action
<b>State Share</b>					
Mod/Add. Grant	051-570	51	\$	\$ 9,006,653.00	\$ 9,006,653.00
<b>Applicant Share</b>					
District Contribution				6,004,435.33	
<b>Total</b>			\$ <u>0.00</u>	\$ <u>15,011,088.33</u>	\$ <u>9,006,653.00</u>
<b>Funding Source: Proposition 51 Bonds/2016-Nov.</b>					

**APPLICATION DATA**

**Type of Project:** Middle School  
**Pupils Assigned Under 50 Yrs:**  
     **7-8:** 1239  
     **Non-Severe:** 13  
     **Severe:** 18  
**Recommended Acres:** 19.9  
**Existing Acres:** 25.3

**PROGRAM GRANT DATA**

**Accessibility Fire Grant** \$ 254,761.00  
**Base Grant - Under 50Yr** \$ 8,492,033.00  
**Fire Detection** \$ 259,859.00  
**Total State Share (60%)** 9,006,653.00  
**Applicant Share (40%)** 6,004,435.33  
**Total Project Cost** \$ 15,011,088.33

**STIPULATED TERMS & NEXT STEPS**

A valid Fund Release Authorization (Form SAB 50-05) must be signed by the designated District Representative and must be received by the Office of Public School Construction prior to 11:59 p.m. within 180 calendar days of SAB approval of the Apportionment for this project. The form may be submitted electronically via OPSC Online or via email to OPSCApplicationReviewTeam@dgs.ca.gov.

The Applicant shall ensure that it is in compliance with all applicable laws, regulations and certifications it made on the program forms.

The Applicant is required to submit a signed Grant Agreement for the project prior to or concurrent with a valid Fund Release Authorization (Form SAB 50-05). Failure to submit an executed Grant Agreement and valid Form SAB 50-05 prior to the deadline shall result in the Apportionment being rescinded without further board action.

The Applicant is responsible for ensuring that the project is compliant with Prevailing Wage Monitoring and/or Labor Compliance Program requirements at the time construction contracts are executed and/or construction commenced.

**APPLICANT DATA**

<b>Applicant:</b>	Moreno Valley Unified	<b>PTN:</b>	67124 - 208
<b>Application No:</b>	57/67124-00-023	<b>County:</b>	Riverside
<b>School Name:</b>	Honey Hollow Elementary		

**HISTORY OF PROJECT FUNDING**

	Fund Code	Proposition	Previously Authorized	Authorized This Action	State Apportionment This Action
<b>State Share</b>					
<b>Mod/Add. Grant</b>	051-570	51	\$	\$ 4,116,654.00	\$ 4,116,654.00
<b>Applicant Share</b>					
<b>District Contribution</b>				2,744,436.00	
<b>Total</b>			\$ <u>0.00</u>	\$ <u>6,861,090.00</u>	\$ <u>4,116,654.00</u>
<b>Funding Source: Proposition 51 Bonds/2016-Nov.</b>					

**APPLICATION DATA**

**Type of Project:** Elementary School

**Pupils Assigned Under 50 Yrs:**

<b>K-6:</b>	609
<b>Non-Severe:</b>	13

**Recommended Acres:** 11.4

**Existing Acres:** 10.48

**PROGRAM GRANT DATA**

<b>Accessibility Fire Grant</b>	\$	116,252.00
<b>Base Grant - Under 50Yr</b>	\$	3,875,075.00
<b>Fire Detection</b>	\$	125,327.00
<b>Total State Share (60%)</b>		<u>4,116,654.00</u>
<b>Applicant Share (40%)</b>		<u>2,744,436.00</u>
<b>Total Project Cost</b>	\$	<u><u>6,861,090.00</u></u>

**STIPULATED TERMS & NEXT STEPS**

A valid Fund Release Authorization (Form SAB 50-05) must be signed by the designated District Representative and must be received by the Office of Public School Construction prior to 11:59 p.m. within 180 calendar days of SAB approval of the Apportionment for this project. The form may be submitted electronically via OPSC Online or via email to [OPSCApplicationReviewTeam@dgs.ca.gov](mailto:OPSCApplicationReviewTeam@dgs.ca.gov).

The Applicant shall ensure that it is in compliance with all applicable laws, regulations and certifications it made on the program forms.

The Applicant is required to submit a signed Grant Agreement for the project prior to or concurrent with a valid Fund Release Authorization (Form SAB 50-05). Failure to submit an executed Grant Agreement and valid Form SAB 50-05 prior to the deadline shall result in the Apportionment being rescinded without further board action.

The Applicant is responsible for ensuring that the project is compliant with Prevailing Wage Monitoring and/or Labor Compliance Program requirements at the time construction contracts are executed and/or construction commenced.

**APPLICANT DATA**

<b>Applicant:</b>	Moreno Valley Unified	<b>PTN:</b>	67124 - 206
<b>Application No:</b>	57/67124-00-024	<b>County:</b>	Riverside
<b>School Name:</b>	Ridge Crest Elementary		

**HISTORY OF PROJECT FUNDING**

	<b>Fund Code</b>	<b>Proposition</b>	<b>Previously Authorized</b>	<b>Authorized This Action</b>	<b>State Apportionment This Action</b>
<u>State Share</u>					
<b>Mod/Add. Grant</b>	051-570	51	\$	\$ 3,532,268.00	\$ 3,532,268.00
<u>Applicant Share</u>					
<b>District Contribution</b>				2,354,845.33	
<b>Total</b>			\$ <u>0.00</u>	\$ <u>5,887,113.33</u>	\$ <u>3,532,268.00</u>
<b>Funding Source:</b>	<b>Proposition 51 Bonds/2016-Nov.</b>				

**APPLICATION DATA**

**Type of Project:** Elementary School

**Pupils Assigned Under 50 Yrs:**

<b>K-6:</b>	525
<b>Non-Severe:</b>	10

**Recommended Acres:** 10.1

**Existing Acres:** 6.8

**PROGRAM GRANT DATA**

<b>Accessibility Fire Grant</b>	\$	99,748.00
<b>Base Grant - Under 50Yr</b>	\$	3,324,920.00
<b>Fire Detection</b>	\$	107,600.00
<b>Total State Share (60%)</b>		<u>3,532,268.00</u>
<b>Applicant Share (40%)</b>		<u>2,354,845.33</u>
<b>Total Project Cost</b>	\$	<u>5,887,113.33</u>

**STIPULATED TERMS & NEXT STEPS**

A valid Fund Release Authorization (Form SAB 50-05) must be signed by the designated District Representative and must be received by the Office of Public School Construction prior to 11:59 p.m. within 180 calendar days of SAB approval of the Apportionment for this project. The form may be submitted electronically via OPSC Online or via email to OPSCApplicationReviewTeam@dgs.ca.gov.

The Applicant shall ensure that it is in compliance with all applicable laws, regulations and certifications it made on the program forms.

The Applicant is required to submit a signed Grant Agreement for the project prior to or concurrent with a valid Fund Release Authorization (Form SAB 50-05). Failure to submit an executed Grant Agreement and valid Form SAB 50-05 prior to the deadline shall result in the Apportionment being rescinded without further board action.

The Applicant is responsible for ensuring that the project is compliant with Prevailing Wage Monitoring and/or Labor Compliance Program requirements at the time construction contracts are executed and/or construction commenced.

Item Withdrawn

Virginia (Aka Sp Ed #2 & #3) 50/10587-00-008

Yuba County

<b>APPLICANT DATA</b>
-----------------------

<b>Applicant:</b>	Yuba County Office Of Education	<b>PTN:</b>	10587 - 5
<b>Application No:</b>	57/10587-00-005	<b>County:</b>	Yuba
<b>School Name:</b>	Virginia (Aka Sp Ed #2 & #3)		

<b>HISTORY OF PROJECT FUNDING</b>
-----------------------------------

	Fund Code	Proposition	Previously Authorized	Authorized This Action	State Apportionment This Action
<b>State Share</b>					
<b>Mod/Add. Grant</b>	<b>051-570</b>	<b>51</b>	\$ 120,016.00	\$ 1,156,606.00	\$ 1,156,606.00
<b>Applicant Share</b>					
<b>District Contribution</b>					
<b>Financial Hardship</b>	<b>051-570</b>	<b>51</b>	80,011.00	771,070.33	771,070.33
<b>Total</b>			\$ <b>200,027.00</b>	\$ <b>1,927,676.33</b>	\$ <b>1,927,676.33</b>
<b>Funding Source:</b>	<b>Proposition 51 Bonds/2016-Nov.</b>				

<b>APPLICATION DATA</b>
-------------------------

<b>Type of Project:</b>	Middle School
<b>Pupils Assigned Under 50 Yrs:</b>	
<b>Severe:</b>	57
<b>Recommended Acres:</b>	0.0
<b>Existing Acres:</b>	0.07

<b>PROGRAM GRANT DATA</b>
---------------------------

<b>Accessibility Fire Grant</b>	\$	33,167.00
<b>Base Grant - Under 50Yr</b>	\$	1,105,572.00
<b>Project Assistance</b>	\$	5,214.00
<b>Small Size Project</b>	\$	132,669.00
<b>Total State Share (60%)</b>		1,276,622.00
<b>Applicant Share (40%)</b>		851,081.33
<b>Total Project Cost</b>	\$	<b>2,127,703.33</b>

<b>STIPULATED TERMS &amp; NEXT STEPS</b>
--

A valid Fund Release Authorization (Form SAB 50-05) must be signed by the designated District Representative and must be received by the Office of Public School Construction prior to 11:59 p.m. within 365 calendar days of SAB approval of the Apportionment for this project. The form may be submitted electronically via OPSC Online or via email to [OPSCApplicationReviewTeam@dgs.ca.gov](mailto:OPSCApplicationReviewTeam@dgs.ca.gov).

The Applicant shall ensure that it is in compliance with all applicable laws, regulations and certifications it made on the program forms.

The Applicant is required to submit a signed Grant Agreement for the project prior to or concurrent with a valid Fund Release Authorization (Form SAB 50-05). Failure to submit an executed Grant Agreement and valid Form SAB 50-05 prior to the deadline shall result in the Apportionment being rescinded without further board action.

The Applicant is responsible for ensuring that the project is compliant with Prevailing Wage Monitoring and/or Labor Compliance Program requirements at the time construction contracts are executed and/or construction commenced.

The Applicant qualifies for financial hardship pursuant to School Facility Program Regulation Section 1859.81(c)(3). The Applicant qualifies as a County Superintendent of Schools.

**APPLICANT DATA**

<b>Applicant:</b>	Placer Union High	<b>PTN:</b>	66894 - 38
<b>Application No:</b>	57/66894-00-015	<b>County:</b>	Placer
<b>School Name:</b>	Del Oro High		

**HISTORY OF PROJECT FUNDING**

	<b>Fund Code</b>	<b>Proposition</b>	<b>Previously Authorized</b>	<b>Authorized This Action</b>	<b>State Apportionment This Action</b>
<b>State Share</b>					
<b>Mod/Add. Grant</b>	051-570	51	\$	\$ 4,740,436.00	\$ 4,740,436.00
<b>Applicant Share</b>					
<b>District Contribution</b>				3,160,290.67	
<b>Total</b>			\$ <u>0.00</u>	\$ <u>7,900,726.67</u>	\$ <u>4,740,436.00</u>
<b>Funding Source:</b>	<b>Proposition 51 Bonds/2016-Nov.</b>				

**APPLICATION DATA**

**Type of Project:** High School

**Pupils Assigned Under 50 Yrs:**

9-12	0
<b>Non-Severe:</b>	0
<b>Severe:</b>	1

**Pupils Assigned Over 50 Yrs:**

9-12	390
<b>Non-Severe:</b>	1

**Recommended Acres:** 47.0

**Existing Acres:** 51.0

**PROGRAM GRANT DATA**

<b>Accessibility Fire Grant</b>	\$	138,071.00
<b>Base Grant - Over 50Yr</b>	\$	4,602,365.00
<b>Total State Share (60%)</b>		<u>4,740,436.00</u>
<b>Applicant Share (40%)</b>		3,160,290.67
<b>Total Project Cost</b>	\$	<u>7,900,726.67</u>

**STIPULATED TERMS & NEXT STEPS**

A valid Fund Release Authorization (Form SAB 50-05) must be signed by the designated District Representative and must be received by the Office of Public School Construction prior to 11:59 p.m. within 180 calendar days of SAB approval of the Apportionment for this project. The form may be submitted electronically via OPSC Online or via email to OPSCApplicationReviewTeam@dgs.ca.gov.

The Applicant shall ensure that it is in compliance with all applicable laws, regulations and certifications it made on the program forms.

The Applicant is required to submit a signed Grant Agreement for the project prior to or concurrent with a valid Fund Release Authorization (Form SAB 50-05). Failure to submit an executed Grant Agreement and valid Form SAB 50-05 prior to the deadline shall result in the Apportionment being rescinded without further board action.

The Applicant is responsible for ensuring that the project is compliant with Prevailing Wage Monitoring and/or Labor Compliance Program requirements at the time construction contracts are executed and/or construction commenced.



**APPLICANT DATA**

**Applicant:** Azusa Unified **PTN:** 64279 - 95  
**Application No:** 57/64279-00-026 **County:** Los Angeles  
**School Name:** Lee (Charles H.) Elementary

**HISTORY OF PROJECT FUNDING**

	Fund Code	Proposition	Previously Authorized	Authorized This Action	State Apportionment This Action
<b>State Share</b>					
<b>Mod/Add. Grant</b>	051-570	51	\$	\$ 1,629,831.00	\$ 1,629,831.00
<b>Applicant Share</b>					
<b>District Contribution</b>				1,086,554.00	
<b>Total</b>			\$ <u>0.00</u>	\$ <u>2,716,385.00</u>	\$ <u>1,629,831.00</u>
<b>Funding Source:</b>	<b>Proposition 51 Bonds/2016-Nov.</b>				

**APPLICATION DATA**

**Type of Project:** Elementary School  
**Pupils Assigned Under 50 Yrs:** K-6: 260  
**Recommended Acres:** 5.7  
**Existing Acres:** 8.5

**PROGRAM GRANT DATA**

<b>Accessibility Fire Grant</b>	\$ 47,471.00
<b>Base Grant - Under 50Yr</b>	\$ 1,582,360.00
<b>Total State Share (60%)</b>	1,629,831.00
<b>Applicant Share (40%)</b>	1,086,554.00
<b>Total Project Cost</b>	\$ <u>2,716,385.00</u>

**STIPULATED TERMS & NEXT STEPS**

A valid Fund Release Authorization (Form SAB 50-05) must be signed by the designated District Representative and must be received by the Office of Public School Construction prior to 11:59 p.m. within 180 calendar days of SAB approval of the Apportionment for this project. The form may be submitted electronically via OPSC Online or via email to OPSCApplicationReviewTeam@dgs.ca.gov.

The Applicant shall ensure that it is in compliance with all applicable laws, regulations and certifications it made on the program forms.

The Applicant is required to submit a signed Grant Agreement for the project prior to or concurrent with a valid Fund Release Authorization (Form SAB 50-05). Failure to submit an executed Grant Agreement and valid Form SAB 50-05 prior to the deadline shall result in the Apportionment being rescinded without further board action.

The Applicant is responsible for ensuring that the project is compliant with Prevailing Wage Monitoring and/or Labor Compliance Program requirements at the time construction contracts are executed and/or construction commenced.

**APPLICANT DATA**

<b>Applicant:</b>	Azusa Unified	<b>PTN:</b>	64279 - 65
<b>Application No:</b>	57/64279-00-027	<b>County:</b>	Los Angeles
<b>School Name:</b>	Gladstone High		

**HISTORY OF PROJECT FUNDING**

	<b>Fund Code</b>	<b>Proposition</b>	<b>Previously Authorized</b>	<b>Authorized This Action</b>	<b>State Apportionment This Action</b>
<b>State Share</b>					
<b>Mod/Add. Grant</b>	051-570	51	\$	\$ 547,741.00	\$ 547,741.00
<b>Applicant Share</b>					
<b>District Contribution</b>				365,160.67	
<b>Total</b>			\$ <u>0.00</u>	\$ <u>912,901.67</u>	\$ <u>547,741.00</u>
<b>Funding Source:</b>	<b>Proposition 51 Bonds/2016-Nov.</b>				

**APPLICATION DATA**

**Type of Project:** High School

**Pupils Assigned Under 50 Yrs:**

<b>Non-Severe:</b>	0
<b>Severe:</b>	0

**Pupils Assigned Over 50 Yrs:**

<b>Non-Severe:</b>	4
<b>Severe:</b>	15

**Recommended Acres:** 36.4

**Existing Acres:** 39.4

**PROGRAM GRANT DATA**

<b>Accessibility Fire Grant</b>	\$	14,289.00
<b>Base Grant - Over 50Yr</b>	\$	476,296.00
<b>Small Size Project</b>	\$	57,156.00
<b>Total State Share (60%)</b>		<u>547,741.00</u>
<b>Applicant Share (40%)</b>		<u>365,160.67</u>
<b>Total Project Cost</b>	\$	<u>912,901.67</u>

**STIPULATED TERMS & NEXT STEPS**

A valid Fund Release Authorization (Form SAB 50-05) must be signed by the designated District Representative and must be received by the Office of Public School Construction prior to 11:59 p.m. within 180 calendar days of SAB approval of the Apportionment for this project. The form may be submitted electronically via OPSC Online or via email to [OPSCApplicationReviewTeam@dgs.ca.gov](mailto:OPSCApplicationReviewTeam@dgs.ca.gov).

The Applicant shall ensure that it is in compliance with all applicable laws, regulations and certifications it made on the program forms.

The Applicant is required to submit a signed Grant Agreement for the project prior to or concurrent with a valid Fund Release Authorization (Form SAB 50-05). Failure to submit an executed Grant Agreement and valid Form SAB 50-05 prior to the deadline shall result in the Apportionment being rescinded without further board action.

The Applicant is responsible for ensuring that the project is compliant with Prevailing Wage Monitoring and/or Labor Compliance Program requirements at the time construction contracts are executed and/or construction commenced.

**APPLICANT DATA**

**Applicant:** Galt Joint Union Elementary **PTN:** 67348 - 18,20  
**Application No:** 57/67348-00-004 **County:** Sacramento  
**School Name:** Vernon E. Greer Elementary

**HISTORY OF PROJECT FUNDING**

	Fund Code	Proposition	Previously Authorized	Authorized This Action	State Apportionment This Action
<b>State Share</b>					
<b>Mod/Add. Grant</b>	051-570	51	\$	\$ 2,947,426.00	\$ 2,947,426.00
<b>Applicant Share</b>					
<b>District Contribution</b>				1,964,950.67	
<b>Total</b>			\$ <u>0.00</u>	\$ <u>4,912,376.67</u>	\$ <u>2,947,426.00</u>
<b>Funding Source: Proposition 51 Bonds/2016-Nov.</b>					

**APPLICATION DATA**

**Type of Project:** Elementary School  
**Pupils Assigned Under 50 Yrs:** K-6: 451  
**Non-Severe:** 9

**PROGRAM GRANT DATA**

**Accessibility Fire Grant** \$ 85,847.00  
**Base Grant - Under 50Yr** \$ 2,861,579.00  
**Total State Share (60%)** 2,947,426.00  
**Applicant Share (40%)** 1,964,950.67  
**Total Project Cost** \$ 4,912,376.67

**Recommended Acres:** 10.2  
**Existing Acres:** 7.86

**STIPULATED TERMS & NEXT STEPS**

A valid Fund Release Authorization (Form SAB 50-05) must be signed by the designated District Representative and must be received by the Office of Public School Construction prior to 11:59 p.m. within 180 calendar days of SAB approval of the Apportionment for this project. The form may be submitted electronically via OPSC Online or via email to OPSCApplicationReviewTeam@dgs.ca.gov.

The Applicant shall ensure that it is in compliance with all applicable laws, regulations and certifications it made on the program forms.

The Applicant is required to submit a signed Grant Agreement for the project prior to or concurrent with a valid Fund Release Authorization (Form SAB 50-05). Failure to submit an executed Grant Agreement and valid Form SAB 50-05 prior to the deadline shall result in the Apportionment being rescinded without further board action.

The Applicant is responsible for ensuring that the project is compliant with Prevailing Wage Monitoring and/or Labor Compliance Program requirements at the time construction contracts are executed and/or construction commenced.

**APPLICANT DATA**

<b>Applicant:</b>	Washington Unified	<b>PTN:</b>	72694 - 68
<b>Application No:</b>	57/72694-00-018	<b>County:</b>	Yolo
<b>School Name:</b>	Elkhorn Village Elementary		

**HISTORY OF PROJECT FUNDING**

	Fund Code	Proposition	Previously Authorized	Authorized This Action	State Apportionment This Action
<b>State Share</b>					
<b>Mod/Add. Grant</b>	051-570	51	\$	\$ 1,836,487.00	\$ 1,836,487.00
<b>Applicant Share</b>					
<b>District Contribution</b>				1,224,324.67	
<b>Total</b>			\$ <u>0.00</u>	\$ <u>3,060,811.67</u>	\$ <u>1,836,487.00</u>
<b>Funding Source:</b>	<b>Proposition 51 Bonds/2016-Nov.</b>				

**APPLICATION DATA**

<b>Type of Project:</b>	Elementary School
<b>Pupils Assigned Under 50 Yrs:</b>	<b>K-6:</b> 0 <b>7-8:</b> 52
<b>Pupils Assigned Over 50 Yrs:</b>	<b>K-6:</b> 10 <b>7-8:</b> 148
<b>Recommended Acres:</b>	16.5
<b>Existing Acres:</b>	10.8

**PROGRAM GRANT DATA**

<b>Accessibility Fire Grant</b>	\$	52,279.00
<b>Base Grant - Over 50Yr</b>	\$	1,742,628.00
<b>Fire Detection</b>	\$	41,580.00
<b>Total State Share (60%)</b>		1,836,487.00
<b>Applicant Share (40%)</b>		1,224,324.67
<b>Total Project Cost</b>	\$	<u>3,060,811.67</u>

**STIPULATED TERMS & NEXT STEPS**

A valid Fund Release Authorization (Form SAB 50-05) must be signed by the designated District Representative and must be received by the Office of Public School Construction prior to 11:59 p.m. within 180 calendar days of SAB approval of the Apportionment for this project. The form may be submitted electronically via OPSC Online or via email to OPSCApplicationReviewTeam@dgs.ca.gov.

The Applicant shall ensure that it is in compliance with all applicable laws, regulations and certifications it made on the program forms.

The Applicant is required to submit a signed Grant Agreement for the project prior to or concurrent with a valid Fund Release Authorization (Form SAB 50-05). Failure to submit an executed Grant Agreement and valid Form SAB 50-05 prior to the deadline shall result in the Apportionment being rescinded without further board action.

The Applicant is responsible for ensuring that the project is compliant with Prevailing Wage Monitoring and/or Labor Compliance Program requirements at the time construction contracts are executed and/or construction commenced.

**APPLICANT DATA**

<b>Applicant:</b>	San Jose Unified	<b>PTN:</b>	69666 - 242
<b>Application No:</b>	57/69666-00-052	<b>County:</b>	Santa Clara
<b>School Name:</b>	Leland High		

**HISTORY OF PROJECT FUNDING**

	<b>Fund Code</b>	<b>Proposition</b>	<b>Previously Authorized</b>	<b>Authorized This Action</b>	<b>State Apportionment This Action</b>
<b>State Share</b>					
<b>Mod/Add. Grant</b>	051-570	51	\$	\$ 2,846,292.00	\$ 2,846,292.00
<b>Applicant Share</b>					
<b>District Contribution</b>				1,897,528.00	
<b>Total</b>			\$ <u>0.00</u>	\$ <u>4,743,820.00</u>	\$ <u>2,846,292.00</u>
<b>Funding Source:</b>	Proposition 51 Bonds/2016-Nov.				

**APPLICATION DATA**

**Type of Project:** High School

**Pupils Assigned Under 50 Yrs:**

9-12	0
<b>Severe:</b>	9

**Pupils Assigned Over 50 Yrs:**

9-12	144
<b>Severe:</b>	28

**Recommended Acres:** 49.1

**Existing Acres:** 33.1

**PROGRAM GRANT DATA**

<b>Accessibility Fire Grant</b>	\$	78,439.00
<b>Base Grant - Over 50Yr</b>	\$	2,614,628.00
<b>Fire Detection</b>	\$	48,640.00
<b>Small Size Project</b>	\$	104,585.00
<b>Total State Share (60%)</b>		2,846,292.00
<b>Applicant Share (40%)</b>		1,897,528.00
<b>Total Project Cost</b>	\$	<u>4,743,820.00</u>

**STIPULATED TERMS & NEXT STEPS**

A valid Fund Release Authorization (Form SAB 50-05) must be signed by the designated District Representative and must be received by the Office of Public School Construction prior to 11:59 p.m. within 180 calendar days of SAB approval of the Apportionment for this project. The form may be submitted electronically via OPSC Online or via email to OPSCApplicationReviewTeam@dgs.ca.gov.

The Applicant shall ensure that it is in compliance with all applicable laws, regulations and certifications it made on the program forms.

The Applicant is required to submit a signed Grant Agreement for the project prior to or concurrent with a valid Fund Release Authorization (Form SAB 50-05). Failure to submit an executed Grant Agreement and valid Form SAB 50-05 prior to the deadline shall result in the Apportionment being rescinded without further board action.

The Applicant is responsible for ensuring that the project is compliant with Prevailing Wage Monitoring and/or Labor Compliance Program requirements at the time construction contracts are executed and/or construction commenced.

**APPLICANT DATA**

<b>Applicant:</b>	Montague Elementary	<b>PTN:</b>	70417 - 3
<b>Application No:</b>	57/70417-00-002	<b>County:</b>	Siskiyou
<b>School Name:</b>	Montague Elementary		

**HISTORY OF PROJECT FUNDING**

	Fund Code	Proposition	Previously Authorized	Authorized This Action	State Apportionment This Action
<b>State Share</b>					
Mod Design Grant	051-570	51	\$	\$ 233,175.00	\$ 233,175.00
<b>Applicant Share</b>					
District Contribution				121,030.00	
Financial Hardship	051-570	51		34,420.00	34,420.00
<b>Total</b>			\$ <u>0.00</u>	\$ <u>388,625.00</u>	\$ <u>267,595.00</u>
<b>Funding Source: Proposition 51 Bonds/2016-Nov.</b>					

**APPLICATION DATA**

Type of Project: Elementary School

Pupils Assigned Under 50 Yrs:

K-6:	175
7-8:	70
<b>Non-Severe:</b>	<b>3</b>

**PROGRAM GRANT DATA**

**Separate Design Grant**

<b>Total Design (25% of Mod Grant)</b>	\$ <u>388,625.00</u>
<b>Total State Share (60%)</b>	233,175.00
<b>Applicant Share (40%)</b>	155,450.00

**STIPULATED TERMS & NEXT STEPS**

Pursuant to School Facility Program Regulation Section 1859.90, the Office of Public School Construction will release State funds to the District within 30 calendar days from the receipt of an executed Grant Agreement. The executed Grant Agreement must be signed by the designated District Representative and must be received by the Office of Public School Construction within 365 calendar days and prior to 11:59 p.m. of the board's approval of the Apportionment for this project. The form may be submitted electronically via OPSC Online or via email to OPSCApplicationReviewTeam@dgs.ca.gov.

The Applicant shall ensure that it is in compliance with all applicable laws, regulations and certifications it made on the program forms.

Failure to submit an executed Grant Agreement within 365 days of the Apportionment shall result in the Apportionment being rescinded without further board action.

The Applicant is responsible for ensuring that the project is compliant with Prevailing Wage Monitoring and/or Labor Compliance Program requirements at the time construction contracts are executed and/or construction commenced.

The Applicant qualifies for financial hardship pursuant to School Facility Program Regulation Section 1859.81(c)(4). The Applicant's total bonding capacity as of April 12, 2023 is \$5 million or less.

**APPLICANT DATA**

<b>Applicant:</b>	Sanger Unified	<b>PTN:</b>	62414 - 155
<b>Application No:</b>	50/62414-00-026	<b>County:</b>	Fresno
<b>School Name:</b>	Madison Elementary	<b>Filing Basis:</b>	District-wide

**HISTORY OF PROJECT FUNDING**

	Fund Code	Proposition	Previously Authorized	Authorized This Action	State Apportionment This Action
<u>State Share</u>					
NC/Add. Grant	051-500	51	\$	\$ 498,183.00	\$ 498,183.00
<u>Applicant Share</u>					
District Contribution				498,183.00	
<b>Total</b>			\$ <u>0.00</u>	\$ <u>996,366.00</u>	\$ <u>498,183.00</u>

Funding Source: **Proposition 51 Bonds/2016-Nov.**

**APPLICATION DATA**

**PROGRAM GRANT DATA**

<b>Type of Project:</b>	Elementary School	<b>Base Grant</b>	\$	399,575.00
<b>Pupils Assigned:</b>	K-6: 25	<b>Fire Detection</b>	\$	475.00
<b>Number of Classrooms:</b>	1	<b>Service Site Development</b>	\$	43,245.00
<b>Addition to Existing Site:</b>	No	<b>Small Size Project</b>	\$	47,949.00
<b>Master Plan Acres:</b>	12.1	<b>Utilities</b>	\$	6,939.00
<b>Recommended Acres:</b>	9.8	<b>Total State Share (50%)</b>		498,183.00
<b>Existing Acres:</b>	14.53	<b>Applicant Share (50%)</b>		498,183.00
		<b>Total Project Cost</b>	\$	<u>996,366.00</u>

**STIPULATED TERMS & NEXT STEPS**

A valid Fund Release Authorization (Form SAB 50-05) must be signed by the designated District Representative and must be received by the Office of Public School Construction prior to 11:59 p.m. within 180 calendar days of SAB approval of the Apportionment for this project. The form may be submitted electronically via OPSC Online or via email to OPSCApplicationReviewTeam@dgs.ca.gov.

The Applicant shall ensure that it is in compliance with all applicable laws, regulations and certifications it made on the program forms.

The Applicant is required to submit a signed Grant Agreement for the project prior to or concurrent with a valid Fund Release Authorization (Form SAB 50-05). Failure to submit an executed Grant Agreement and valid Form SAB 50-05 prior to the deadline shall result in the Apportionment being rescinded without further board action.

The Applicant is responsible for ensuring that the project is compliant with Prevailing Wage Monitoring and/or Labor Compliance Program requirements at the time construction contracts are executed and/or construction commenced.

**APPLICANT DATA**

**Applicant:** Tulare County Office Of Education **PTN:** 10546 - 47  
**Application No:** 57/10546-00-007 **County:** Tulare  
**School Name:** L.B Hill North (Aka LB Hill South, SDC)

**HISTORY OF PROJECT FUNDING**

	Fund Code	Proposition	Previously Authorized	Authorized This Action	State Apportionment This Action
<b>State Share</b>					
Mod/Add. Grant	051-570	51	\$	\$ 1,188,169.00	\$ 1,188,169.00
<b>Applicant Share</b>					
District Contribution				123,233.00	
Financial Hardship	051-570	51		668,879.67	668,879.67
<b>Total</b>			\$ <u>0.00</u>	\$ <u>1,980,281.67</u>	\$ <u>1,857,048.67</u>
<b>Funding Source: Proposition 51 Bonds/2016-Nov.</b>					

**APPLICATION DATA**

**Type of Project:** Elementary School  
**Pupils Assigned Under 50 Yrs:**  
**Severe:** 52  
**Recommended Acres:** 2.2  
**Existing Acres:** 4.8

**PROGRAM GRANT DATA**

<b>Accessibility Fire Grant</b>	\$ 30,258.00
<b>Base Grant - Under 50Yr</b>	\$ 1,008,592.00
<b>Fire Detection</b>	\$ 28,288.00
<b>Small Size Project</b>	\$ 121,031.00
<b>Total State Share (60%)</b>	1,188,169.00
<b>Applicant Share (40%)</b>	792,112.67
<b>Total Project Cost</b>	\$ <u>1,980,281.67</u>

**STIPULATED TERMS & NEXT STEPS**

A valid Fund Release Authorization (Form SAB 50-05) must be signed by the designated District Representative and must be received by the Office of Public School Construction prior to 11:59 p.m. within 365 calendar days of SAB approval of the Apportionment for this project. The form may be submitted electronically via OPSC Online or via email to OPSCApplicationReviewTeam@dgs.ca.gov.

The Applicant shall ensure that it is in compliance with all applicable laws, regulations and certifications it made on the program forms.

The Applicant is required to submit a signed Grant Agreement for the project prior to or concurrent with a valid Fund Release Authorization (Form SAB 50-05). Failure to submit an executed Grant Agreement and valid Form SAB 50-05 prior to the deadline shall result in the Apportionment being rescinded without further board action.

The Applicant is responsible for ensuring that the project is compliant with Prevailing Wage Monitoring and/or Labor Compliance Program requirements at the time construction contracts are executed and/or construction commenced.

The Applicant qualifies for financial hardship pursuant to School Facility Program Regulation Section 1859.81(c)(3). The Applicant qualifies as a County Superintendent of Schools.



**APPLICANT DATA**

**Applicant:** Fremont Unified **PTN:** 61176 - 247  
**Application No:** 57/61176-00-055 **County:** Alameda  
**School Name:** Horner (John M.) Junior High

**HISTORY OF PROJECT FUNDING**

	Fund Code	Proposition	Previously Authorized	Authorized This Action	State Apportionment This Action
<b>State Share</b>					
<b>Mod/Add. Grant</b>	051-570	51	\$	\$ 4,898,947.00	\$ 4,898,947.00
<b>Applicant Share</b>					
<b>District Contribution</b>				3,265,964.67	
<b>Total</b>			\$ <u>0.00</u>	\$ <u>8,164,911.67</u>	\$ <u>4,898,947.00</u>
<b>Funding Source: Proposition 51 Bonds/2016-Nov.</b>					

**APPLICATION DATA**

**Type of Project:** Middle School  
**Pupils Assigned Under 50 Yrs:**  
     **7-8:** 0  
     **Severe:** 2  
  
**Pupils Assigned Over 50 Yrs:**  
     **7-8:** 376  
     **Severe:** 18  
  
**Recommended Acres:** 32.8  
**Existing Acres:** 18.02

**PROGRAM GRANT DATA**

<b>2 Stop Elevator</b>	\$ 162,591.00
<b>Accessibility Fire Grant</b>	\$ 116,581.00
<b>Base Grant - Over 50Yr</b>	\$ 3,886,048.00
<b>Fire Detection</b>	\$ 85,328.00
<b>Urban / Security / Impacted Site</b>	\$ 648,399.00
<b>Total State Share (60%)</b>	<u>4,898,947.00</u>
<b>Applicant Share (40%)</b>	<u>3,265,964.67</u>
<b>Total Project Cost</b>	\$ <u>8,164,911.67</u>

**STIPULATED TERMS & NEXT STEPS**

A valid Fund Release Authorization (Form SAB 50-05) must be signed by the designated District Representative and must be received by the Office of Public School Construction prior to 11:59 p.m. within 180 calendar days of SAB approval of the Apportionment for this project. The form may be submitted electronically via OPSC Online or via email to OPSCApplicationReviewTeam@dgs.ca.gov.

The Applicant shall ensure that it is in compliance with all applicable laws, regulations and certifications it made on the program forms.

The Applicant is required to submit a signed Grant Agreement for the project prior to or concurrent with a valid Fund Release Authorization (Form SAB 50-05). Failure to submit an executed Grant Agreement and valid Form SAB 50-05 prior to the deadline shall result in the Apportionment being rescinded without further board action.

The Applicant is responsible for ensuring that the project is compliant with Prevailing Wage Monitoring and/or Labor Compliance Program requirements at the time construction contracts are executed and/or construction commenced.

**APPLICANT DATA**

<b>Applicant:</b>	Novato Unified	<b>PTN:</b>	65417 - 131
<b>Application No:</b>	57/65417-00-025	<b>County:</b>	Marin
<b>School Name:</b>	San Marin High		

**HISTORY OF PROJECT FUNDING**

	<b>Fund Code</b>	<b>Proposition</b>	<b>Previously Authorized</b>	<b>Authorized This Action</b>	<b>State Apportionment This Action</b>
<b>State Share</b>					
<b>Mod/Add. Grant</b>	051-570	51	\$	\$ 1,213,161.00	\$ 1,213,161.00
<b>Applicant Share</b>					
<b>District Contribution</b>				808,774.00	
<b>Total</b>			\$ <u>0.00</u>	\$ <u>2,021,935.00</u>	\$ <u>1,213,161.00</u>
<b>Funding Source:</b>	<b>Proposition 51 Bonds/2016-Nov.</b>				

**APPLICATION DATA**

**PROGRAM GRANT DATA**

<b>Type of Project:</b>	High School	<b>Accessibility Fire Grant</b>	\$ 34,764.00
<b>Pupils Assigned Under 50 Yrs:</b>		<b>Base Grant - Over 50Yr</b>	\$ 1,158,795.00
	9-12 0	<b>Fire Detection</b>	\$ 19,602.00
<b>Pupils Assigned Over 50 Yrs:</b>		<b>Total State Share (60%)</b>	1,213,161.00
	9-12 99	<b>Applicant Share (40%)</b>	808,774.00
<b>Recommended Acres:</b>	38.4	<b>Total Project Cost</b>	\$ <u>2,021,935.00</u>
<b>Existing Acres:</b>	39.6		

**STIPULATED TERMS & NEXT STEPS**

A valid Fund Release Authorization (Form SAB 50-05) must be signed by the designated District Representative and must be received by the Office of Public School Construction prior to 11:59 p.m. within 180 calendar days of SAB approval of the Apportionment for this project. The form may be submitted electronically via OPSC Online or via email to OPSCApplicationReviewTeam@dgs.ca.gov.

The Applicant shall ensure that it is in compliance with all applicable laws, regulations and certifications it made on the program forms.

The Applicant is required to submit a signed Grant Agreement for the project prior to or concurrent with a valid Fund Release Authorization (Form SAB 50-05). Failure to submit an executed Grant Agreement and valid Form SAB 50-05 prior to the deadline shall result in the Apportionment being rescinded without further board action.

The Applicant is responsible for ensuring that the project is compliant with Prevailing Wage Monitoring and/or Labor Compliance Program requirements at the time construction contracts are executed and/or construction commenced.

**APPLICANT DATA**

**Applicant:** Redwood City Elementary **PTN:** 69005 - 21,29  
**Application No:** 57/69005-00-007 **County:** San Mateo  
**School Name:** Kennedy (John F.) Intermediate

**HISTORY OF PROJECT FUNDING**

	Fund Code	Proposition	Previously Authorized	Authorized This Action	State Apportionment This Action
<b>State Share</b>					
<b>Mod/Add. Grant</b>	051-570	51	\$	\$ 3,503,141.00	\$ 3,503,141.00
<b>Applicant Share</b>					
<b>District Contribution</b>				2,335,427.33	
<b>Total</b>			\$ <u>0.00</u>	\$ <u>5,838,568.33</u>	\$ <u>3,503,141.00</u>
<b>Funding Source: Proposition 51 Bonds/2016-Nov.</b>					

**APPLICATION DATA**

**Type of Project:** Middle School  
**Pupils Assigned Under 50 Yrs:**  
                                   **7-8:** 491  
                                   **Non-Severe:** 11  
**Recommended Acres:** 11.9  
**Existing Acres:** 12.7

**PROGRAM GRANT DATA**

<b>Accessibility Fire Grant</b>	\$ 99,085.00
<b>Base Grant - Under 50Yr</b>	\$ 3,302,823.00
<b>Fire Detection</b>	\$ 101,233.00
<b>Total State Share (60%)</b>	<u>3,503,141.00</u>
<b>Applicant Share (40%)</b>	<u>2,335,427.33</u>
<b>Total Project Cost</b>	\$ <u>5,838,568.33</u>

**STIPULATED TERMS & NEXT STEPS**

A valid Fund Release Authorization (Form SAB 50-05) must be signed by the designated District Representative and must be received by the Office of Public School Construction prior to 11:59 p.m. within 180 calendar days of SAB approval of the Apportionment for this project. The form may be submitted electronically via OPSC Online or via email to OPSCApplicationReviewTeam@dgs.ca.gov.

The Applicant shall ensure that it is in compliance with all applicable laws, regulations and certifications it made on the program forms.

The Applicant is required to submit a signed Grant Agreement for the project prior to or concurrent with a valid Fund Release Authorization (Form SAB 50-05). Failure to submit an executed Grant Agreement and valid Form SAB 50-05 prior to the deadline shall result in the Apportionment being rescinded without further board action.

The Applicant is responsible for ensuring that the project is compliant with Prevailing Wage Monitoring and/or Labor Compliance Program requirements at the time construction contracts are executed and/or construction commenced.

APPLICANT DATA			
Applicant:	Los Banos Unified	PTN:	65755 - 70
Application No:	50/65755-00-014	County:	Merced
School Name:	Volta Elementary (YR)	Filing Basis:	District-wide

HISTORY OF PROJECT FUNDING					
	Fund Code	Proposition	Previously Authorized	Authorized This Action	State Apportionment This Action
<b>State Share</b>					
NC/Add. Grant	051-500	51	\$	\$ 481,402.00	\$ 481,402.00
<b>Applicant Share</b>					
District Contribution				481,402.00	
<b>Total</b>			\$ <u>0.00</u>	\$ <u>962,804.00</u>	\$ <u>481,402.00</u>
<b>Funding Source: Proposition 51 Bonds/2016-Nov.</b>					

APPLICATION DATA	PROGRAM GRANT DATA
Type of Project: Elementary School	Base Grant \$ 236,599.00
Pupils Assigned: 9-12: 11	Fire Detection \$ 473.00
	Service Site Development \$ 161,843.00
Number of Classrooms: 3	Small Size Project \$ 28,392.00
Addition to Existing Site: No	Utilities \$ 54,095.00
Use of Grants 1859.77.3(a): No	Total State Share (50%) 481,402.00
Use of Grants 1859.77.3(b): Yes	Applicant Share (50%) 481,402.00
Master Plan Acres: 9.9	Total Project Cost \$ <u>962,804.00</u>
Recommended Acres: 9.5	
Existing Acres: 6.8	

STIPULATED TERMS & NEXT STEPS
<p>A valid Fund Release Authorization (Form SAB 50-05) must be signed by the designated District Representative and must be received by the Office of Public School Construction prior to 11:59 p.m. within 180 calendar days of SAB approval of the Apportionment for this project. The form may be submitted electronically via OPSC Online or via email to <a href="mailto:OPSCApplicationReviewTeam@dgs.ca.gov">OPSCApplicationReviewTeam@dgs.ca.gov</a>.</p> <p>The Applicant shall ensure that it is in compliance with all applicable laws, regulations and certifications it made on the program forms.</p> <p>The Applicant is required to submit a signed Grant Agreement for the project prior to or concurrent with a valid Fund Release Authorization (Form SAB 50-05). Failure to submit an executed Grant Agreement and valid Form SAB 50-05 prior to the deadline shall result in the Apportionment being rescinded without further board action.</p> <p>The Applicant is responsible for ensuring that the project is compliant with Prevailing Wage Monitoring and/or Labor Compliance Program requirements at the time construction contracts are executed and/or construction commenced.</p>

**APPLICANT DATA**

<b>Applicant:</b>	Hesperia Unified	<b>PTN:</b>	75044 - 135
<b>Application No:</b>	50/75044-00-036	<b>County:</b>	San Bernardino
<b>School Name:</b>	Topaz Preparatory Academy (Aka Topaz Elem.)	<b>Filing Basis:</b>	District-wide

**HISTORY OF PROJECT FUNDING**

	<b>Fund Code</b>	<b>Proposition</b>	<b>Previously Authorized</b>	<b>Authorized This Action</b>	<b>State Apportionment This Action</b>
<u>State Share</u>					
NC/Add. Grant	051-500	51	\$	\$ 857,145.00	\$ 857,145.00
<u>Applicant Share</u>					
District Contribution				857,145.00	
<b>Total</b>			\$ <u>0.00</u>	\$ <u>1,714,290.00</u>	\$ <u>857,145.00</u>

**Funding Source:** Proposition 51 Bonds/2016-Nov.

**APPLICATION DATA**

<b>Type of Project:</b>	Elementary School
<b>Pupils Assigned:</b>	K-6: 37
<b>Number of Classrooms:</b>	2
<b>Addition to Existing Site:</b>	No
<b>Master Plan Acres:</b>	15.7
<b>Recommended Acres:</b>	11.0
<b>Existing Acres:</b>	10.0

**PROGRAM GRANT DATA**

<b>Base Grant</b>	\$	591,371.00
<b>Fire Detection</b>	\$	703.00
<b>Service Site Development</b>	\$	135,913.00
<b>Small Size Project</b>	\$	70,965.00
<b>Utilities</b>	\$	58,193.00
<b>Total State Share (50%)</b>		857,145.00
<b>Applicant Share (50%)</b>		857,145.00
<b>Total Project Cost</b>	\$	<u>1,714,290.00</u>

**STIPULATED TERMS & NEXT STEPS**

A valid Fund Release Authorization (Form SAB 50-05) must be signed by the designated District Representative and must be received by the Office of Public School Construction prior to 11:59 p.m. within 180 calendar days of SAB approval of the Apportionment for this project. The form may be submitted electronically via OPSC Online or via email to OPSCApplicationReviewTeam@dgs.ca.gov.

The Applicant shall ensure that it is in compliance with all applicable laws, regulations and certifications it made on the program forms.

The Applicant is required to submit a signed Grant Agreement for the project prior to or concurrent with a valid Fund Release Authorization (Form SAB 50-05). Failure to submit an executed Grant Agreement and valid Form SAB 50-05 prior to the deadline shall result in the Apportionment being rescinded without further board action.

The Applicant is responsible for ensuring that the project is compliant with Prevailing Wage Monitoring and/or Labor Compliance Program requirements at the time construction contracts are executed and/or construction commenced.

**APPLICANT DATA**

**Applicant:** Los Angeles Unified **PTN:** 64733 - 5394  
**Application No:** 57/64733-00-724 **County:** Los Angeles  
**School Name:** Audubon Junior High

**HISTORY OF PROJECT FUNDING**

	Fund Code	Proposition	Previously Authorized	Authorized This Action	State Apportionment This Action
<b>State Share</b>					
<b>Mod/Add. Grant</b>	051-570	51	\$	\$ 2,650,881.00	\$ 2,650,881.00
<b>Applicant Share</b>					
<b>District Contribution</b>				1,767,254.00	
<b>Total</b>			\$ <u>0.00</u>	\$ <u>4,418,135.00</u>	\$ <u>2,650,881.00</u>
<b>Funding Source:</b>	<b>Proposition 51 Bonds/2016-Nov.</b>				

**APPLICATION DATA**

**Type of Project:** Middle School  
**Pupils Assigned Under 50 Yrs:**  
     **7-8:** 44  
     **Severe:** 6  
  
**Pupils Assigned Over 50 Yrs:**  
     **7-8:** 184  
     **Severe:** 2  
  
**Recommended Acres:** 29.9  
**Existing Acres:** 12.6

**PROGRAM GRANT DATA**

<b>Accessibility Fire Grant</b>	\$ 62,964.00
<b>Base Grant - Over 50Yr</b>	\$ 2,098,784.00
<b>Fire Detection</b>	\$ 49,496.00
<b>Urban / Security / Impacted Site</b>	\$ 439,637.00
<b>Total State Share (60%)</b>	2,650,881.00
<b>Applicant Share (40%)</b>	1,767,254.00
<b>Total Project Cost</b>	\$ <u>4,418,135.00</u>

**STIPULATED TERMS & NEXT STEPS**

A valid Fund Release Authorization (Form SAB 50-05) must be signed by the designated District Representative and must be received by the Office of Public School Construction prior to 11:59 p.m. within 180 calendar days of SAB approval of the Apportionment for this project. The form may be submitted electronically via OPSC Online or via email to OPSCApplicationReviewTeam@dgs.ca.gov.

The Applicant shall ensure that it is in compliance with all applicable laws, regulations and certifications it made on the program forms.

The Applicant is required to submit a signed Grant Agreement for the project prior to or concurrent with a valid Fund Release Authorization (Form SAB 50-05). Failure to submit an executed Grant Agreement and valid Form SAB 50-05 prior to the deadline shall result in the Apportionment being rescinded without further board action.

The Applicant is responsible for ensuring that the project is compliant with Prevailing Wage Monitoring and/or Labor Compliance Program requirements at the time construction contracts are executed and/or construction commenced.

**APPLICANT DATA**

**Applicant:** Los Angeles Unified **PTN:** 64733 - 4948,5432,5615  
**Application No:** 57/64733-00-725 **County:** Los Angeles  
**School Name:** Tenth Street Elementary

**HISTORY OF PROJECT FUNDING**

	Fund Code	Proposition	Previously Authorized	Authorized This Action	State Apportionment This Action
<b>State Share</b>					
Mod/Add. Grant	051-570	51	\$	\$ 2,403,657.00	\$ 2,403,657.00
<b>Applicant Share</b>					
District Contribution				1,602,438.00	
<b>Total</b>			\$ <u>0.00</u>	\$ <u>4,006,095.00</u>	\$ <u>2,403,657.00</u>
<b>Funding Source: Proposition 51 Bonds/2016-Nov.</b>					

**APPLICATION DATA**

**Type of Project:** Elementary School  
**Pupils Assigned Under 50 Yrs:** K-6: 3  
**Non-Severe:** 0  
**Pupils Assigned Over 50 Yrs:** K-6: 211  
**Non-Severe:** 7

**PROGRAM GRANT DATA**

**Accessibility Fire Grant** \$ 57,846.00  
**Base Grant - Over 50Yr** \$ 1,928,185.00  
**Fire Detection** \$ 44,927.00  
**Urban / Security / Impacted Site** \$ 372,699.00  
**Total State Share (60%)** 2,403,657.00  
**Applicant Share (40%)** 1,602,438.00  
**Total Project Cost** \$ 4,006,095.00

**Recommended Acres:** 10.0  
**Existing Acres:** 4.7

**STIPULATED TERMS & NEXT STEPS**

A valid Fund Release Authorization (Form SAB 50-05) must be signed by the designated District Representative and must be received by the Office of Public School Construction prior to 11:59 p.m. within 180 calendar days of SAB approval of the Apportionment for this project. The form may be submitted electronically via OPSC Online or via email to OPSCApplicationReviewTeam@dgs.ca.gov.

The Applicant shall ensure that it is in compliance with all applicable laws, regulations and certifications it made on the program forms.

The Applicant is required to submit a signed Grant Agreement for the project prior to or concurrent with a valid Fund Release Authorization (Form SAB 50-05). Failure to submit an executed Grant Agreement and valid Form SAB 50-05 prior to the deadline shall result in the Apportionment being rescinded without further board action.

The Applicant is responsible for ensuring that the project is compliant with Prevailing Wage Monitoring and/or Labor Compliance Program requirements at the time construction contracts are executed and/or construction commenced.

**APPLICANT DATA**

<b>Applicant:</b>	Roseville Joint Union High	<b>PTN:</b>	66928 - 158
<b>Application No:</b>	57/66928-00-007	<b>County:</b>	Placer
<b>School Name:</b>	Oakmont High		

**HISTORY OF PROJECT FUNDING**

	<b>Fund Code</b>	<b>Proposition</b>	<b>Previously Authorized</b>	<b>Authorized This Action</b>	<b>State Apportionment This Action</b>
<b>State Share</b>					
<b>Mod/Add. Grant</b>	051-570	51	\$	\$ 4,889,406.00	\$ 4,889,406.00
<b>Applicant Share</b>					
<b>District Contribution</b>				3,259,604.00	
<b>Total</b>			\$ <u>0.00</u>	\$ <u>8,149,010.00</u>	\$ <u>4,889,406.00</u>
<b>Funding Source:</b>	<b>Proposition 51 Bonds/2016-Nov.</b>				

**APPLICATION DATA**

<b>Type of Project:</b>	High School
<b>Pupils Assigned Under 50 Yrs:</b>	9-12      0
<b>Pupils Assigned Over 50 Yrs:</b>	9-12      399
<b>Recommended Acres:</b>	49.6
<b>Existing Acres:</b>	47.5

**PROGRAM GRANT DATA**

<b>Accessibility Fire Grant</b>	\$ 140,109.00
<b>Base Grant - Over 50Yr</b>	\$ 4,670,295.00
<b>Fire Detection</b>	\$ 79,002.00
<b>Total State Share (60%)</b>	4,889,406.00
<b>Applicant Share (40%)</b>	3,259,604.00
<b>Total Project Cost</b>	\$ <u>8,149,010.00</u>

**STIPULATED TERMS & NEXT STEPS**

A valid Fund Release Authorization (Form SAB 50-05) must be signed by the designated District Representative and must be received by the Office of Public School Construction prior to 11:59 p.m. within 180 calendar days of SAB approval of the Apportionment for this project. The form may be submitted electronically via OPSC Online or via email to OPSCApplicationReviewTeam@dgs.ca.gov.

The Applicant shall ensure that it is in compliance with all applicable laws, regulations and certifications it made on the program forms.

The Applicant is required to submit a signed Grant Agreement for the project prior to or concurrent with a valid Fund Release Authorization (Form SAB 50-05). Failure to submit an executed Grant Agreement and valid Form SAB 50-05 prior to the deadline shall result in the Apportionment being rescinded without further board action.

The Applicant is responsible for ensuring that the project is compliant with Prevailing Wage Monitoring and/or Labor Compliance Program requirements at the time construction contracts are executed and/or construction commenced.



**APPLICANT DATA**

<b>Applicant:</b>	Corona-Norco Unified	<b>PTN:</b>	67033 - 294
<b>Application No:</b>	57/67033-00-022	<b>County:</b>	Riverside
<b>School Name:</b>	Norco Junior High		

**HISTORY OF PROJECT FUNDING**

	Fund Code	Proposition	Previously Authorized	Authorized This Action		State Apportionment This Action
<b>State Share</b>						
<b>Mod/Add. Grant</b>	051-570	51	\$	\$ 410,367.00	\$	410,367.00
<b>Applicant Share</b>						
<b>District Contribution</b>				273,578.00		
<b>Total</b>			\$ <u>0.00</u>	\$ <u>683,945.00</u>	\$	<u>410,367.00</u>
<b>Funding Source:</b>	<b>Proposition 51 Bonds/2016-Nov.</b>					

**APPLICATION DATA**

**Type of Project:** Middle School

**Pupils Assigned Under 50 Yrs:**

<b>7-8:</b>	54
-------------	----

**Recommended Acres:** 18.4

**Existing Acres:** 24.98

**PROGRAM GRANT DATA**

<b>Accessibility Fire Grant</b>	\$	10,426.00
<b>Base Grant - Under 50Yr</b>	\$	347,544.00
<b>Fire Detection</b>	\$	10,692.00
<b>Small Size Project</b>	\$	41,705.00
<b>Total State Share (60%)</b>		<u>410,367.00</u>
<b>Applicant Share (40%)</b>		<u>273,578.00</u>
<b>Total Project Cost</b>	\$	<u><u>683,945.00</u></u>

**STIPULATED TERMS & NEXT STEPS**

A valid Fund Release Authorization (Form SAB 50-05) must be signed by the designated District Representative and must be received by the Office of Public School Construction prior to 11:59 p.m. within 180 calendar days of SAB approval of the Apportionment for this project. The form may be submitted electronically via OPSC Online or via email to OPSCApplicationReviewTeam@dgs.ca.gov.

The Applicant shall ensure that it is in compliance with all applicable laws, regulations and certifications it made on the program forms.

The Applicant is required to submit a signed Grant Agreement for the project prior to or concurrent with a valid Fund Release Authorization (Form SAB 50-05). Failure to submit an executed Grant Agreement and valid Form SAB 50-05 prior to the deadline shall result in the Apportionment being rescinded without further board action.

The Applicant is responsible for ensuring that the project is compliant with Prevailing Wage Monitoring and/or Labor Compliance Program requirements at the time construction contracts are executed and/or construction commenced.

**APPLICANT DATA**

<b>Applicant:</b>	Culver City Unified	<b>PTN:</b>	64444 - 39
<b>Application No:</b>	57/64444-00-017	<b>County:</b>	Los Angeles
<b>School Name:</b>	La Ballona Elementary		

**HISTORY OF PROJECT FUNDING**

	Fund Code	Proposition	Previously Authorized	Authorized This Action	State Apportionment This Action
<b>State Share</b>					
<b>Mod/Add. Grant</b>	051-570	51	\$	\$ 416,862.00	\$ 416,862.00
<b>Applicant Share</b>					
<b>District Contribution</b>				277,908.00	
<b>Total</b>			\$	<b>694,770.00</b>	<b>416,862.00</b>
<b>Funding Source:</b>	<b>Proposition 51 Bonds/2016-Nov.</b>				

**APPLICATION DATA**

<b>Type of Project:</b>	Elementary School
<b>Pupils Assigned Under 50 Yrs:</b>	<b>K-6:</b> 0
<b>Pupils Assigned Over 50 Yrs:</b>	<b>K-6:</b> 35
<b>Recommended Acres:</b>	10.1
<b>Existing Acres:</b>	3.6

**PROGRAM GRANT DATA**

<b>Accessibility Fire Grant</b>	\$	8,877.00
<b>Base Grant - Over 50Yr</b>	\$	295,890.00
<b>Small Size Project</b>	\$	35,507.00
<b>Urban / Security / Impacted Site</b>	\$	76,588.00
<b>Total State Share (60%)</b>		416,862.00
<b>Applicant Share (40%)</b>		277,908.00
<b>Total Project Cost</b>	\$	<b>694,770.00</b>

**STIPULATED TERMS & NEXT STEPS**

A valid Fund Release Authorization (Form SAB 50-05) must be signed by the designated District Representative and must be received by the Office of Public School Construction prior to 11:59 p.m. within 180 calendar days of SAB approval of the Apportionment for this project. The form may be submitted electronically via OPSC Online or via email to OPSCApplicationReviewTeam@dgs.ca.gov.

The Applicant shall ensure that it is in compliance with all applicable laws, regulations and certifications it made on the program forms.

The Applicant is required to submit a signed Grant Agreement for the project prior to or concurrent with a valid Fund Release Authorization (Form SAB 50-05). Failure to submit an executed Grant Agreement and valid Form SAB 50-05 prior to the deadline shall result in the Apportionment being rescinded without further board action.

The Applicant is responsible for ensuring that the project is compliant with Prevailing Wage Monitoring and/or Labor Compliance Program requirements at the time construction contracts are executed and/or construction commenced.

**APPLICANT DATA**

<b>Applicant:</b>	Kern High	<b>PTN:</b>	63529 - 336
<b>Application No:</b>	50/63529-00-012	<b>County:</b>	Kern
<b>School Name:</b>	Vista High (Cont.)	<b>Filing Basis:</b>	District-wide

**HISTORY OF PROJECT FUNDING**

	Fund Code	Proposition	Previously Authorized	Authorized This Action	State Apportionment This Action
<u>State Share</u>					
NC/Add. Grant	051-500	51	\$	\$ 313,730.00	\$ 313,730.00
<u>Applicant Share</u>					
District Contribution				313,730.00	
<b>Total</b>			<b>\$ 0.00</b>	<b>\$ 627,460.00</b>	<b>\$ 313,730.00</b>
<b>Funding Source: Proposition 51 Bonds/2016-Nov.</b>					

**APPLICATION DATA**

<b>Type of Project:</b>	High School
<b>Pupils Assigned:</b>	9-12: 13
<b>Number of Classrooms:</b>	1
<b>Addition to Existing Site:</b>	No
<b>Master Plan Acres:</b>	6.5
<b>Recommended Acres:</b>	6.5
<b>Existing Acres:</b>	15.09

**PROGRAM GRANT DATA**

<b>Base Grant</b>			\$	279,617.00
<b>Fire Detection</b>			\$	559.00
<b>Small Size Project</b>			\$	33,554.00
<b>Total State Share (50%)</b>				313,730.00
<b>Applicant Share (50%)</b>				313,730.00
<b>Total Project Cost</b>			<b>\$</b>	<b>627,460.00</b>

**STIPULATED TERMS & NEXT STEPS**

A valid Fund Release Authorization (Form SAB 50-05) must be signed by the designated District Representative and must be received by the Office of Public School Construction prior to 11:59 p.m. within 180 calendar days of SAB approval of the Apportionment for this project. The form may be submitted electronically via OPSC Online or via email to OPSCApplicationReviewTeam@dgs.ca.gov.

The Applicant shall ensure that it is in compliance with all applicable laws, regulations and certifications it made on the program forms.

The Applicant is required to submit a signed Grant Agreement for the project prior to or concurrent with a valid Fund Release Authorization (Form SAB 50-05). Failure to submit an executed Grant Agreement and valid Form SAB 50-05 prior to the deadline shall result in the Apportionment being rescinded without further board action.

The Applicant is responsible for ensuring that the project is compliant with Prevailing Wage Monitoring and/or Labor Compliance Program requirements at the time construction contracts are executed and/or construction commenced.

**APPLICANT DATA**

<b>Applicant:</b>	Novato Unified	<b>PTN:</b>	65417 - 133
<b>Application No:</b>	57/65417-00-026	<b>County:</b>	Marin
<b>School Name:</b>	Novato High		

**HISTORY OF PROJECT FUNDING**

	Fund Code	Proposition	Previously Authorized	Authorized This Action	State Apportionment This Action
<b>State Share</b>					
<b>Mod/Add. Grant</b>	051-570	51	\$	\$ 2,663,284.00	\$ 2,663,284.00
<b>Applicant Share</b>					
<b>District Contribution</b>				1,775,522.67	
<b>Total</b>			\$ <u>0.00</u>	\$ <u>4,438,806.67</u>	\$ <u>2,663,284.00</u>
<b>Funding Source:</b>	<b>Proposition 51 Bonds/2016-Nov.</b>				

**APPLICATION DATA**

**PROGRAM GRANT DATA**

<b>Type of Project:</b>	High School	<b>Accessibility Fire Grant</b>	\$	73,478.00
<b>Pupils Assigned Under 50 Yrs:</b>		<b>Base Grant - Over 50Yr</b>	\$	2,449,261.00
	9-12 0	<b>Fire Detection</b>	\$	42,575.00
<b>Non-Severe:</b>	0	<b>Small Size Project</b>	\$	97,970.00
		<b>Total State Share (60%)</b>		2,663,284.00
<b>Pupils Assigned Over 50 Yrs:</b>		<b>Applicant Share (40%)</b>		1,775,522.67
	9-12 180	<b>Total Project Cost</b>	\$	<u>4,438,806.67</u>
<b>Non-Severe:</b>	19			
<b>Recommended Acres:</b>	41.3			
<b>Existing Acres:</b>	37.7			

**STIPULATED TERMS & NEXT STEPS**

A valid Fund Release Authorization (Form SAB 50-05) must be signed by the designated District Representative and must be received by the Office of Public School Construction prior to 11:59 p.m. within 180 calendar days of SAB approval of the Apportionment for this project. The form may be submitted electronically via OPSC Online or via email to OPSCApplicationReviewTeam@dgs.ca.gov.

The Applicant shall ensure that it is in compliance with all applicable laws, regulations and certifications it made on the program forms.

The Applicant is required to submit a signed Grant Agreement for the project prior to or concurrent with a valid Fund Release Authorization (Form SAB 50-05). Failure to submit an executed Grant Agreement and valid Form SAB 50-05 prior to the deadline shall result in the Apportionment being rescinded without further board action.

The Applicant is responsible for ensuring that the project is compliant with Prevailing Wage Monitoring and/or Labor Compliance Program requirements at the time construction contracts are executed and/or construction commenced.

**APPLICANT DATA**

<b>Applicant:</b>	Sanger Unified	<b>PTN:</b>	62414 - 162
<b>Application No:</b>	50/62414-00-027	<b>County:</b>	Fresno
<b>School Name:</b>	Wash (John S.) Elementary	<b>Filing Basis:</b>	District-wide

**HISTORY OF PROJECT FUNDING**

	<b>Fund Code</b>	<b>Proposition</b>	<b>Previously Authorized</b>	<b>Authorized This Action</b>	<b>State Apportionment This Action</b>
<u>State Share</u>					
<b>NC/Add. Grant</b>	<b>051-500</b>	<b>51</b>	\$	\$ 304,639.00	\$ 304,639.00
<u>Applicant Share</u>					
<b>District Contribution</b>				304,639.00	
<b>Total</b>			\$ <u>0.00</u>	\$ <u>609,278.00</u>	\$ <u>304,639.00</u>

**Funding Source:** Proposition 51 Bonds/2016-Nov.

**APPLICATION DATA**

<b>Type of Project:</b>	Elementary School
<b>Pupils Assigned:</b>	<b>K-6:</b> 17
<b>Number of Classrooms:</b>	1
<b>Addition to Existing Site:</b>	No
<b>Master Plan Acres:</b>	9.8
<b>Recommended Acres:</b>	10.1
<b>Existing Acres:</b>	12.72

**PROGRAM GRANT DATA**

<b>Base Grant</b>	\$ 271,711.00
<b>Fire Detection</b>	\$ 323.00
<b>Small Size Project</b>	\$ 32,605.00
<b>Total State Share (50%)</b>	304,639.00
<b>Applicant Share (50%)</b>	304,639.00
<b>Total Project Cost</b>	\$ <u>609,278.00</u>

**STIPULATED TERMS & NEXT STEPS**

A valid Fund Release Authorization (Form SAB 50-05) must be signed by the designated District Representative and must be received by the Office of Public School Construction prior to 11:59 p.m. within 180 calendar days of SAB approval of the Apportionment for this project. The form may be submitted electronically via OPSC Online or via email to OPSCApplicationReviewTeam@dgs.ca.gov.

The Applicant shall ensure that it is in compliance with all applicable laws, regulations and certifications it made on the program forms.

The Applicant is required to submit a signed Grant Agreement for the project prior to or concurrent with a valid Fund Release Authorization (Form SAB 50-05). Failure to submit an executed Grant Agreement and valid Form SAB 50-05 prior to the deadline shall result in the Apportionment being rescinded without further board action.

The Applicant is responsible for ensuring that the project is compliant with Prevailing Wage Monitoring and/or Labor Compliance Program requirements at the time construction contracts are executed and/or construction commenced.

**APPLICANT DATA**

<b>Applicant:</b>	Stockton Unified	<b>PTN:</b>	68676 - 230
<b>Application No:</b>	57/68676-00-042	<b>County:</b>	San Joaquin
<b>School Name:</b>	Cleveland Elementary		

**HISTORY OF PROJECT FUNDING**

	<b>Fund Code</b>	<b>Proposition</b>	<b>Previously Authorized</b>	<b>Authorized This Action</b>	<b>State Apportionment This Action</b>
<b>State Share</b>					
<b>Mod/Add. Grant</b>	051-570	51	\$	\$ 3,944,857.00	\$ 3,944,857.00
<b>Applicant Share</b>					
<b>District Contribution</b>				2,629,904.67	
<b>Total</b>			\$ <u>0.00</u>	\$ <u>6,574,761.67</u>	\$ <u>3,944,857.00</u>
<b>Funding Source:</b>	<b>Proposition 51 Bonds/2016-Nov.</b>				

**APPLICATION DATA**

**Type of Project:** Elementary School

**Pupils Assigned Under 50 Yrs:**

<b>K-6:</b>	183
<b>7-8:</b>	116
<b>Non-Severe:</b>	43
<b>Severe:</b>	39

**PROGRAM GRANT DATA**

<b>Accessibility Fire Grant</b>	\$	95,243.00
<b>Base Grant - Under 50Yr</b>	\$	3,174,769.00
<b>Fire Detection</b>	\$	96,113.00
<b>Urban / Security / Impacted Site</b>	\$	578,732.00
<b>Total State Share (60%)</b>		<u>3,944,857.00</u>
<b>Applicant Share (40%)</b>		<u>2,629,904.67</u>
<b>Total Project Cost</b>	\$	<u>6,574,761.67</u>

**Recommended Acres:** 16.5

**Existing Acres:** 8.3

**STIPULATED TERMS & NEXT STEPS**

A valid Fund Release Authorization (Form SAB 50-05) must be signed by the designated District Representative and must be received by the Office of Public School Construction prior to 11:59 p.m. within 180 calendar days of SAB approval of the Apportionment for this project. The form may be submitted electronically via OPSC Online or via email to OPSCApplicationReviewTeam@dgs.ca.gov.

The Applicant shall ensure that it is in compliance with all applicable laws, regulations and certifications it made on the program forms.

The Applicant is required to submit a signed Grant Agreement for the project prior to or concurrent with a valid Fund Release Authorization (Form SAB 50-05). Failure to submit an executed Grant Agreement and valid Form SAB 50-05 prior to the deadline shall result in the Apportionment being rescinded without further board action.

The Applicant is responsible for ensuring that the project is compliant with Prevailing Wage Monitoring and/or Labor Compliance Program requirements at the time construction contracts are executed and/or construction commenced.

APPLICANT DATA
----------------

<b>Applicant:</b>	Moreno Valley Unified	<b>PTN:</b>	67124 - 220
<b>Application No:</b>	57/67124-00-025	<b>County:</b>	Riverside
<b>School Name:</b>	Canyon Springs High		

HISTORY OF PROJECT FUNDING
----------------------------

	Fund Code	Proposition	Previously Authorized	Authorized This Action	State Apportionment This Action
<b>State Share</b>					
<b>Mod/Add. Grant</b>	051-570	51	\$	\$ 14,880,132.00	\$ 14,880,132.00
<b>Applicant Share</b>					
<b>District Contribution</b>				9,920,088.00	
<b>Total</b>			\$ <u>0.00</u>	\$ <u>24,800,220.00</u>	\$ <u>14,880,132.00</u>
<b>Funding Source:</b>	Proposition 51 Bonds/2016-Nov.				

APPLICATION DATA
------------------

<b>Type of Project:</b>	High School
<b>Pupils Assigned Under 50 Yrs:</b>	
9-12	1500
<b>Non-Severe:</b>	75
<b>Severe:</b>	26

PROGRAM GRANT DATA
--------------------

<b>Accessibility Fire Grant</b>	\$	423,542.00
<b>Base Grant - Under 50Yr</b>	\$	14,118,071.00
<b>Fire Detection</b>	\$	338,519.00
<b>Total State Share (60%)</b>		<u>14,880,132.00</u>
<b>Applicant Share (40%)</b>		9,920,088.00
<b>Total Project Cost</b>	\$	<u>24,800,220.00</u>

<b>Recommended Acres:</b>	55.2
<b>Existing Acres:</b>	41.0

STIPULATED TERMS & NEXT STEPS
-------------------------------

A valid Fund Release Authorization (Form SAB 50-05) must be signed by the designated District Representative and must be received by the Office of Public School Construction prior to 11:59 p.m. within 180 calendar days of SAB approval of the Apportionment for this project. The form may be submitted electronically via OPSC Online or via email to [OPSCApplicationReviewTeam@dgs.ca.gov](mailto:OPSCApplicationReviewTeam@dgs.ca.gov).

The Applicant shall ensure that it is in compliance with all applicable laws, regulations and certifications it made on the program forms.

The Applicant is required to submit a signed Grant Agreement for the project prior to or concurrent with a valid Fund Release Authorization (Form SAB 50-05). Failure to submit an executed Grant Agreement and valid Form SAB 50-05 prior to the deadline shall result in the Apportionment being rescinded without further board action.

The Applicant is responsible for ensuring that the project is compliant with Prevailing Wage Monitoring and/or Labor Compliance Program requirements at the time construction contracts are executed and/or construction commenced.

APPLICANT DATA			
Applicant:	Traver Joint Elementary	PTN:	72223 - 7
Application No:	50/72223-00-002	County:	Tulare
School Name:	Traver Elementary	Filing Basis:	District-wide

HISTORY OF PROJECT FUNDING					
	Fund Code	Proposition	Previously Authorized	Authorized This Action	State Apportionment This Action
<b>State Share</b>					
NC Design Grant	051-500	51	\$	\$ 549,869.00	\$ 549,869.00
<b>Applicant Share</b>					
District Contribution				170,060.00	
Financial Hardship	051-500	51		379,809.00	379,809.00
<b>Total</b>			<b>\$ 0.00</b>	<b>\$ 1,099,738.00</b>	<b>\$ 929,678.00</b>
Funding Source: <b>Proposition 51 Bonds/2016-Nov.</b>					

APPLICATION DATA	PROGRAM GRANT DATA
Type of Project: Elementary School	<b>Separate Design Grant</b>
Pupils Assigned: K-6: 135	Total Design (40% of Base Grant) \$ 1,099,738.00
7-8: 35	Total State Share (50%) 549,869.00
Addition to Existing Site: No	Applicant Share (50%) \$ 549,869.00

STIPULATED TERMS & NEXT STEPS
<p>Pursuant to School Facility Program Regulation Section 1859.90, the Office of Public School Construction will release State funds to the District within 30 calendar days from the receipt of an executed Grant Agreement. The executed Grant Agreement must be signed by the designated District Representative and must be received by the Office of Public School Construction within 365 calendar days and prior to 11:59 p.m. of the board's approval of the Apportionment for this project. The form may be submitted electronically via OPSC Online or via email to <a href="mailto:OPSCApplicationReviewTeam@dgs.ca.gov">OPSCApplicationReviewTeam@dgs.ca.gov</a>.</p> <p>Failure to submit an executed Grant Agreement within 365 days of the Apportionment shall result in the Apportionment being rescinded without further board action.</p> <p>The Applicant shall ensure that it is in compliance with all applicable laws, regulations and certifications it made on the program forms.</p> <p>The Applicant is responsible for ensuring that the project is compliant with Prevailing Wage Monitoring and/or Labor Compliance Program requirements at the time construction contracts are executed and/or construction commenced.</p> <p>The Applicant qualifies for financial hardship pursuant to School Facility Program Regulation Section 1859.81(c)(4). The Applicant's total bonding capacity as of April 11, 2023 is \$5 million or less.</p>



**APPLICANT DATA**

**Applicant:** Orange Unified **PTN:** 66621 - 166  
**Application No:** 57/66621-00-058 **County:** Orange  
**School Name:** Canyon High

**HISTORY OF PROJECT FUNDING**

	Fund Code	Proposition	Previously Authorized	Authorized This Action	State Apportionment This Action
<b>State Share</b>					
<b>Mod/Add. Grant</b>	051-570	51	\$	\$ 6,863,384.00	\$ 6,863,384.00
<b>Applicant Share</b>					
<b>District Contribution</b>				4,575,589.33	
<b>Total</b>			\$ <u>0.00</u>	\$ <u>11,438,973.33</u>	\$ <u>6,863,384.00</u>
<b>Funding Source: Proposition 51 Bonds/2016-Nov.</b>					

**APPLICATION DATA**

**Type of Project:** High School  
**Pupils Assigned Under 50 Yrs:**  
                           9-12      685  
                           **Non-Severe:**      45  
                           **Severe:**              8  
**Recommended Acres:**                      51.0  
**Existing Acres:**                              40.7

**PROGRAM GRANT DATA**

**Accessibility Fire Grant**                      \$ 195,349.00  
**Base Grant - Under 50Yr**                      \$ 6,511,628.00  
**Fire Detection**                                  \$ 156,407.00  
**Total State Share (60%)**                      6,863,384.00  
**Applicant Share (40%)**                      4,575,589.33  
**Total Project Cost**                              \$ 11,438,973.33

**STIPULATED TERMS & NEXT STEPS**

A valid Fund Release Authorization (Form SAB 50-05) must be signed by the designated District Representative and must be received by the Office of Public School Construction prior to 11:59 p.m. within 180 calendar days of SAB approval of the Apportionment for this project. The form may be submitted electronically via OPSC Online or via email to OPSCApplicationReviewTeam@dgs.ca.gov.

The Applicant shall ensure that it is in compliance with all applicable laws, regulations and certifications it made on the program forms.

The Applicant is required to submit a signed Grant Agreement for the project prior to or concurrent with a valid Fund Release Authorization (Form SAB 50-05). Failure to submit an executed Grant Agreement and valid Form SAB 50-05 prior to the deadline shall result in the Apportionment being rescinded without further board action.

The Applicant is responsible for ensuring that the project is compliant with Prevailing Wage Monitoring and/or Labor Compliance Program requirements at the time construction contracts are executed and/or construction commenced.

**APPLICANT DATA**

<b>Applicant:</b>	Kern Co. Office Of Education	<b>PTN:</b>	10157 - 53
<b>Application No:</b>	50/10157-98-006	<b>County:</b>	Kern
<b>School Name:</b>	Aurora Program School	<b>Filing Basis:</b>	Special Ed.

**HISTORY OF PROJECT FUNDING**

	Fund Code	Proposition	Previously Authorized	Authorized This Action	State Apportionment This Action
<b>State Share</b>					
<b>NC/Add. Grant</b>	<b>051-500</b>	<b>51</b>	\$	\$ 7,149,621.84	\$ 7,149,621.84
<b>Applicant Share</b>					
<b>District Contribution</b>				7,149,621.84	
<b>Total</b>			\$ <u>0.00</u>	\$ <u>14,299,243.68</u>	\$ <u>7,149,621.84</u>

**Funding Source: Proposition 51 Bonds/2016-Nov.**

<b>APPLICATION DATA</b>	<b>PROGRAM GRANT DATA</b>
-------------------------	---------------------------

<b>Type of Project:</b>	Elementary School	<b>2% of Appraised or Actual Value</b>	\$ 25,000.00
<b>Pupils Assigned:</b>		<b>Automatic Sprinkler System</b>	\$ 91,368.00
	<b>Severe: 108</b>	<b>Base Grant</b>	\$ 4,850,388.00
<b>Number of Classrooms:</b>	16	<b>DTSC Fees</b>	\$ 1,744.58
<b>Addition to Existing Site:</b>	No	<b>Fire Detection</b>	\$ 8,640.00
<b>Master Plan Acres:</b>	2.9	<b>General Site</b>	\$ 421,688.26
<b>Recommended Acres:</b>	2.9	<b>NC Site Acquisition</b>	\$ 116,000.00
<b>Proposed Acres:</b>	5.0	<b>Off Site</b>	\$ 50,140.00
<b>Therapy/Other Area</b>	1619.0 Sq. Ft	<b>Service Site Development</b>	\$ 720,436.00
<b>Therapy/Toilet Area</b>	323.0 Sq. Ft	<b>Small Size Project</b>	\$ 194,016.00
		<b>Therapy/Other Area</b>	\$ 424,178.00
		<b>Therapy/Toilet Area</b>	\$ 151,810.00
		<b>Utilities</b>	\$ 94,213.00
		<b>Total State Share (50%)</b>	<u>7,149,621.84</u>
		<b>Applicant Share (50%)</b>	<u>7,149,621.84</u>
		<b>Total Project Cost</b>	<u>\$ 14,299,243.68</u>

**STIPULATED TERMS & NEXT STEPS**

A valid Fund Release Authorization (Form SAB 50-05) must be signed by the designated District Representative and must be received by the Office of Public School Construction prior to 11:59 p.m. within 180 calendar days of SAB approval of the Apportionment for this project. The form may be submitted electronically via OPSC Online or via email to [OPSCApplicationReviewTeam@dgs.ca.gov](mailto:OPSCApplicationReviewTeam@dgs.ca.gov).

The Applicant shall ensure that it is in compliance with all applicable laws, regulations and certifications it made on the program forms.

The Applicant is required to submit a signed Grant Agreement for the project prior to or concurrent with a valid Fund Release Authorization (Form SAB 50-05). Failure to submit an executed Grant Agreement and valid Form SAB 50-05 prior to the deadline shall result in the Apportionment being rescinded without further board action.

The Applicant is responsible for ensuring that the project is compliant with Prevailing Wage Monitoring and/or Labor Compliance Program requirements at the time construction contracts are executed and/or construction commenced.

Pursuant to SFP Regulation Section 1859.74, the grants for Site Acquisition have been reduced on a prorated basis by the percentage of the excess acreage of the site that exceeds the master plan site acreage approved by the California Department of Education.

**APPLICANT DATA**

<b>Applicant:</b>	Clovis Unified	<b>PTN:</b>	62117 - 373
<b>Application No:</b>	50/62117-00-025	<b>County:</b>	Fresno
<b>School Name:</b>	Clovis East High	<b>Filing Basis:</b>	District-wide

**HISTORY OF PROJECT FUNDING**

	<b>Fund Code</b>	<b>Proposition</b>	<b>Previously Authorized</b>	<b>Authorized This Action</b>	<b>State Apportionment This Action</b>
<u>State Share</u>					
NC/Add. Grant	051-500	51	\$	\$ 501,689.00	\$ 501,689.00
<u>Applicant Share</u>					
District Contribution				501,689.00	
<b>Total</b>			\$ <u>0.00</u>	\$ <u>1,003,378.00</u>	\$ <u>501,689.00</u>

**Funding Source:** Proposition 51 Bonds/2016-Nov.

**APPLICATION DATA**

**PROGRAM GRANT DATA**

<b>Type of Project:</b>	High School	<b>Base Grant</b>	\$ 447,217.00
<b>Pupils Assigned:</b>		<b>Fire Detection</b>	\$ 806.00
	9-12: 2	<b>Small Size Project</b>	\$ 53,666.00
	Severe: 9	<b>Total State Share (50%)</b>	501,689.00
<b>Number of Classrooms:</b>	2	<b>Applicant Share (50%)</b>	501,689.00
<b>Addition to Existing Site:</b>	No	<b>Total Project Cost</b>	\$ <u>1,003,378.00</u>
<b>Master Plan Acres:</b>	63.4		
<b>Recommended Acres:</b>	63.4		
<b>Existing Acres:</b>	87.43		

**STIPULATED TERMS & NEXT STEPS**

A valid Fund Release Authorization (Form SAB 50-05) must be signed by the designated District Representative and must be received by the Office of Public School Construction prior to 11:59 p.m. within 180 calendar days of SAB approval of the Apportionment for this project. The form may be submitted electronically via OPSC Online or via email to OPSCApplicationReviewTeam@dgs.ca.gov.

The Applicant shall ensure that it is in compliance with all applicable laws, regulations and certifications it made on the program forms.

The Applicant is required to submit a signed Grant Agreement for the project prior to or concurrent with a valid Fund Release Authorization (Form SAB 50-05). Failure to submit an executed Grant Agreement and valid Form SAB 50-05 prior to the deadline shall result in the Apportionment being rescinded without further board action.

The Applicant is responsible for ensuring that the project is compliant with Prevailing Wage Monitoring and/or Labor Compliance Program requirements at the time construction contracts are executed and/or construction commenced.

**APPLICANT DATA**

<b>Applicant:</b>	Clovis Unified	<b>PTN:</b>	62117 - 372
<b>Application No:</b>	50/62117-00-026	<b>County:</b>	Fresno
<b>School Name:</b>	Regan Elementary	<b>Filing Basis:</b>	District-wide

**HISTORY OF PROJECT FUNDING**

	<b>Fund Code</b>	<b>Proposition</b>	<b>Previously Authorized</b>	<b>Authorized This Action</b>	<b>State Apportionment This Action</b>
<u>State Share</u>					
NC/Add. Grant	051-500	51	\$	\$ 218,256.00	\$ 218,256.00
<u>Applicant Share</u>					
District Contribution				218,256.00	
<b>Total</b>			\$ <u>0.00</u>	\$ <u>436,512.00</u>	\$ <u>218,256.00</u>

Funding Source: **Proposition 51 Bonds/2016-Nov.**

**APPLICATION DATA**

<b>Type of Project:</b>	Elementary School
<b>Pupils Assigned:</b>	K-6: 12
<b>Number of Classrooms:</b>	1
<b>Addition to Existing Site:</b>	No
<b>Master Plan Acres:</b>	13.5
<b>Recommended Acres:</b>	14.0
<b>Existing Acres:</b>	13.5

**PROGRAM GRANT DATA**

<b>Automatic Sprinkler System</b>	\$	3,216.00
<b>Base Grant</b>	\$	191,796.00
<b>Fire Detection</b>	\$	228.00
<b>Small Size Project</b>	\$	23,016.00
<b>Total State Share (50%)</b>		218,256.00
<b>Applicant Share (50%)</b>		218,256.00
<b>Total Project Cost</b>	\$	<u>436,512.00</u>

**STIPULATED TERMS & NEXT STEPS**

A valid Fund Release Authorization (Form SAB 50-05) must be signed by the designated District Representative and must be received by the Office of Public School Construction prior to 11:59 p.m. within 180 calendar days of SAB approval of the Apportionment for this project. The form may be submitted electronically via OPSC Online or via email to OPSCApplicationReviewTeam@dgs.ca.gov.

The Applicant shall ensure that it is in compliance with all applicable laws, regulations and certifications it made on the program forms.

The Applicant is required to submit a signed Grant Agreement for the project prior to or concurrent with a valid Fund Release Authorization (Form SAB 50-05). Failure to submit an executed Grant Agreement and valid Form SAB 50-05 prior to the deadline shall result in the Apportionment being rescinded without further board action.

The Applicant is responsible for ensuring that the project is compliant with Prevailing Wage Monitoring and/or Labor Compliance Program requirements at the time construction contracts are executed and/or construction commenced.

**APPLICANT DATA**

<b>Applicant:</b>	Clovis Unified	<b>PTN:</b>	62117 - 374
<b>Application No:</b>	50/62117-00-027	<b>County:</b>	Fresno
<b>School Name:</b>	James S. Fugman Elementary	<b>Filing Basis:</b>	District-wide

**HISTORY OF PROJECT FUNDING**

	<b>Fund Code</b>	<b>Proposition</b>	<b>Previously Authorized</b>	<b>Authorized This Action</b>	<b>State Apportionment This Action</b>
<u>State Share</u>					
NC/Add. Grant	051-500	51	\$	\$ 256,132.00	\$ 256,132.00
<u>Applicant Share</u>					
District Contribution				256,132.00	
<b>Total</b>			\$ <u>0.00</u>	\$ <u>512,264.00</u>	\$ <u>256,132.00</u>
<b>Funding Source:</b>	<b>Proposition 51 Bonds/2016-Nov.</b>				

**APPLICATION DATA**

<b>Type of Project:</b>	Elementary School
<b>Pupils Assigned:</b>	
	<b>Severe: 5</b>
<b>Number of Classrooms:</b>	1
<b>Addition to Existing Site:</b>	No
<b>Master Plan Acres:</b>	13.7
<b>Recommended Acres:</b>	13.7
<b>Existing Acres:</b>	16.5

**PROGRAM GRANT DATA**

<b>Automatic Sprinkler System</b>	\$	4,230.00
<b>Base Grant</b>	\$	224,555.00
<b>Fire Detection</b>	\$	400.00
<b>Small Size Project</b>	\$	26,947.00
<b>Total State Share (50%)</b>		<u>256,132.00</u>
<b>Applicant Share (50%)</b>		<u>256,132.00</u>
<b>Total Project Cost</b>	\$	<u><u>512,264.00</u></u>

**STIPULATED TERMS & NEXT STEPS**

A valid Fund Release Authorization (Form SAB 50-05) must be signed by the designated District Representative and must be received by the Office of Public School Construction prior to 11:59 p.m. within 180 calendar days of SAB approval of the Apportionment for this project. The form may be submitted electronically via OPSC Online or via email to [OPSCApplicationReviewTeam@dgs.ca.gov](mailto:OPSCApplicationReviewTeam@dgs.ca.gov).

The Applicant shall ensure that it is in compliance with all applicable laws, regulations and certifications it made on the program forms.

The Applicant is required to submit a signed Grant Agreement for the project prior to or concurrent with a valid Fund Release Authorization (Form SAB 50-05). Failure to submit an executed Grant Agreement and valid Form SAB 50-05 prior to the deadline shall result in the Apportionment being rescinded without further board action.

The Applicant is responsible for ensuring that the project is compliant with Prevailing Wage Monitoring and/or Labor Compliance Program requirements at the time construction contracts are executed and/or construction commenced.

**APPLICANT DATA**

<b>Applicant:</b>	Clovis Unified	<b>PTN:</b>	62117 - 371
<b>Application No:</b>	50/62117-00-028	<b>County:</b>	Fresno
<b>School Name:</b>	Roger S. Oraze Elementary	<b>Filing Basis:</b>	District-wide

**HISTORY OF PROJECT FUNDING**

	Fund Code	Proposition	Previously Authorized	Authorized This Action	State Apportionment This Action
<u>State Share</u>					
NC/Add. Grant	051-500	51	\$	\$ 406,422.00	\$ 406,422.00
<u>Applicant Share</u>					
District Contribution				406,422.00	
<b>Total</b>			\$ <u>0.00</u>	\$ <u>812,844.00</u>	\$ <u>406,422.00</u>
<b>Funding Source:</b>	<b>Proposition 51 Bonds/2016-Nov.</b>				

**APPLICATION DATA**

<b>Type of Project:</b>	Elementary School
<b>Pupils Assigned:</b>	<b>K-6:</b> 3
	<b>Severe:</b> 7
<b>Number of Classrooms:</b>	2
<b>Addition to Existing Site:</b>	No
<b>Master Plan Acres:</b>	14.4
<b>Recommended Acres:</b>	14.3
<b>Existing Acres:</b>	16.56

**PROGRAM GRANT DATA**

<b>Base Grant</b>	\$ 362,326.00
<b>Fire Detection</b>	\$ 617.00
<b>Small Size Project</b>	\$ 43,479.00
<b>Total State Share (50%)</b>	406,422.00
<b>Applicant Share (50%)</b>	406,422.00
<b>Total Project Cost</b>	\$ <u>812,844.00</u>

**STIPULATED TERMS & NEXT STEPS**

A valid Fund Release Authorization (Form SAB 50-05) must be signed by the designated District Representative and must be received by the Office of Public School Construction prior to 11:59 p.m. within 180 calendar days of SAB approval of the Apportionment for this project. The form may be submitted electronically via OPSC Online or via email to OPSCApplicationReviewTeam@dgs.ca.gov.

The Applicant shall ensure that it is in compliance with all applicable laws, regulations and certifications it made on the program forms.

The Applicant is required to submit a signed Grant Agreement for the project prior to or concurrent with a valid Fund Release Authorization (Form SAB 50-05). Failure to submit an executed Grant Agreement and valid Form SAB 50-05 prior to the deadline shall result in the Apportionment being rescinded without further board action.

The Applicant is responsible for ensuring that the project is compliant with Prevailing Wage Monitoring and/or Labor Compliance Program requirements at the time construction contracts are executed and/or construction commenced.

**APPLICANT DATA**

<b>Applicant:</b>	Kern High	<b>PTN:</b>	63529 - 291
<b>Application No:</b>	57/63529-00-012	<b>County:</b>	Kern
<b>School Name:</b>	Bakersfield High		

**HISTORY OF PROJECT FUNDING**

	Fund Code	Proposition		Previously Authorized	Authorized This Action	State Apportionment This Action
<b>State Share</b>						
<b>Mod/Add. Grant</b>	051-570	51	\$		\$ 23,114,204.00	\$ 23,114,204.00
<b>Applicant Share</b>						
<b>District Contribution</b>					15,409,469.33	
<b>Total</b>			\$	<b>0.00</b>	<b>\$ 38,523,673.33</b>	<b>\$ 23,114,204.00</b>
<b>Funding Source:</b>	<b>Proposition 51 Bonds/2016-Nov.</b>					

**APPLICATION DATA**

**Type of Project:** High School

**Pupils Assigned Under 50 Yrs:**

<b>9-12</b>	512
<b>Non-Severe:</b>	39
<b>Severe:</b>	12

**Pupils Assigned Over 50 Yrs:**

<b>9-12</b>	1027
<b>Non-Severe:</b>	80
<b>Severe:</b>	27

**PROGRAM GRANT DATA**

<b>Accessibility Fire Grant</b>	\$	577,309.00
<b>Base Grant - Over 50Yr</b>	\$	19,243,630.00
<b>Fire Detection</b>	\$	369,373.00
<b>Urban / Security / Impacted Site</b>	\$	2,923,892.00
<b>Total State Share (60%)</b>		23,114,204.00
<b>Applicant Share (40%)</b>		15,409,469.33
<b>Total Project Cost</b>	\$	<b>38,523,673.33</b>

**Recommended Acres:** 65.2

**Existing Acres:** 38.74

**STIPULATED TERMS & NEXT STEPS**

A valid Fund Release Authorization (Form SAB 50-05) must be signed by the designated District Representative and must be received by the Office of Public School Construction prior to 11:59 p.m. within 180 calendar days of SAB approval of the Apportionment for this project. The form may be submitted electronically via OPSC Online or via email to [OPSCApplicationReviewTeam@dgs.ca.gov](mailto:OPSCApplicationReviewTeam@dgs.ca.gov).

The Applicant shall ensure that it is in compliance with all applicable laws, regulations and certifications it made on the program forms.

The Applicant is required to submit a signed Grant Agreement for the project prior to or concurrent with a valid Fund Release Authorization (Form SAB 50-05). Failure to submit an executed Grant Agreement and valid Form SAB 50-05 prior to the deadline shall result in the Apportionment being rescinded without further board action.

The Applicant is responsible for ensuring that the project is compliant with Prevailing Wage Monitoring and/or Labor Compliance Program requirements at the time construction contracts are executed and/or construction commenced.

**APPLICANT DATA**

<b>Applicant:</b>	Grass Valley Elementary	<b>PTN:</b>	66332 - 14
<b>Application No:</b>	57/66332-00-003	<b>County:</b>	Nevada
<b>School Name:</b>	Grass Valley Alternative Charter		

**HISTORY OF PROJECT FUNDING**

	<b>Fund Code</b>	<b>Proposition</b>	<b>Previously Authorized</b>	<b>Authorized This Action</b>	<b>State Apportionment This Action</b>
<b>State Share</b>					
<b>Mod/Add. Grant</b>	051-570	51	\$	\$ 3,557,613.00	\$ 3,557,613.00
<b>Applicant Share</b>					
<b>District Contribution</b>				2,371,742.00	
<b>Total</b>			\$ <u>0.00</u>	\$ <u>5,929,355.00</u>	\$ <u>3,557,613.00</u>
<b>Funding Source:</b>	<b>Proposition 51 Bonds/2016-Nov.</b>				

**APPLICATION DATA**

<b>Type of Project:</b>	Elementary School	
<b>Pupils Assigned Under 50 Yrs:</b>	<b>K-6:</b>	406
	<b>7-8:</b>	111
<b>Recommended Acres:</b>	14.3	
<b>Existing Acres:</b>	7.79	

**PROGRAM GRANT DATA**

<b>Accessibility Fire Grant</b>	\$	95,559.00
<b>Base Grant - Under 50Yr</b>	\$	3,185,312.00
<b>Fire Detection</b>	\$	102,366.00
<b>Geographic Location</b>	\$	169,162.00
<b>Project Assistance</b>	\$	5,214.00
<b>Total State Share (60%)</b>		3,557,613.00
<b>Applicant Share (40%)</b>		2,371,742.00
<b>Total Project Cost</b>	\$	<u>5,929,355.00</u>

**STIPULATED TERMS & NEXT STEPS**

A valid Fund Release Authorization (Form SAB 50-05) must be signed by the designated District Representative and must be received by the Office of Public School Construction prior to 11:59 p.m. within 180 calendar days of SAB approval of the Apportionment for this project. The form may be submitted electronically via OPSC Online or via email to OPSCApplicationReviewTeam@dgs.ca.gov.

The Applicant shall ensure that it is in compliance with all applicable laws, regulations and certifications it made on the program forms.

The Applicant is required to submit a signed Grant Agreement for the project prior to or concurrent with a valid Fund Release Authorization (Form SAB 50-05). Failure to submit an executed Grant Agreement and valid Form SAB 50-05 prior to the deadline shall result in the Apportionment being rescinded without further board action.

The Applicant is responsible for ensuring that the project is compliant with Prevailing Wage Monitoring and/or Labor Compliance Program requirements at the time construction contracts are executed and/or construction commenced.



**APPLICANT DATA**

<b>Applicant:</b>	Grass Valley Elementary	<b>PTN:</b>	66332 - 13
<b>Application No:</b>	57/66332-00-004	<b>County:</b>	Nevada
<b>School Name:</b>	Scotten (Margaret G.)		

**HISTORY OF PROJECT FUNDING**

	Fund Code	Proposition	Previously Authorized	Authorized This Action	State Apportionment This Action
<u>State Share</u>					
<b>Mod/Add. Grant</b>	<b>051-570</b>	<b>51</b>	\$	\$ 3,447,698.00	\$ 3,447,698.00
<u>Applicant Share</u>					
<b>District Contribution</b>				2,298,465.33	
<b>Total</b>			\$ <u>0.00</u>	\$ <u>5,746,163.33</u>	\$ <u>3,447,698.00</u>

**Funding Source:** Proposition 51 Bonds/2016-Nov.

**APPLICATION DATA**

<b>Type of Project:</b>	Elementary School
<b>Pupils Assigned Under 50 Yrs:</b>	<b>K-6:</b> 507
<b>Recommended Acres:</b>	7.9
<b>Existing Acres:</b>	13.0

**PROGRAM GRANT DATA**

<b>Accessibility Fire Grant</b>	\$	92,568.00
<b>Base Grant - Under 50Yr</b>	\$	3,085,602.00
<b>Fire Detection</b>	\$	100,386.00
<b>Geographic Location</b>	\$	163,928.00
<b>Project Assistance</b>	\$	5,214.00
<b>Total State Share (60%)</b>		3,447,698.00
<b>Applicant Share (40%)</b>		2,298,465.33
<b>Total Project Cost</b>	\$	<u>5,746,163.33</u>

**STIPULATED TERMS & NEXT STEPS**

A valid Fund Release Authorization (Form SAB 50-05) must be signed by the designated District Representative and must be received by the Office of Public School Construction prior to 11:59 p.m. within 180 calendar days of SAB approval of the Apportionment for this project. The form may be submitted electronically via OPSC Online or via email to OPSCApplicationReviewTeam@dgs.ca.gov.

The Applicant shall ensure that it is in compliance with all applicable laws, regulations and certifications it made on the program forms.

The Applicant is required to submit a signed Grant Agreement for the project prior to or concurrent with a valid Fund Release Authorization (Form SAB 50-05). Failure to submit an executed Grant Agreement and valid Form SAB 50-05 prior to the deadline shall result in the Apportionment being rescinded without further board action.

The Applicant is responsible for ensuring that the project is compliant with Prevailing Wage Monitoring and/or Labor Compliance Program requirements at the time construction contracts are executed and/or construction commenced.

**APPLICANT DATA**

<b>Applicant:</b>	Los Angeles Unified	<b>PTN:</b>	64733 - 5431
<b>Application No:</b>	57/64733-00-726	<b>County:</b>	Los Angeles
<b>School Name:</b>	Sixty-Eighth Street Elementary		

**HISTORY OF PROJECT FUNDING**

	<b>Fund Code</b>	<b>Proposition</b>	<b>Previously Authorized</b>	<b>Authorized This Action</b>	<b>State Apportionment This Action</b>
<u>State Share</u>					
<b>Mod/Add. Grant</b>	051-570	51	\$	\$ 2,438,899.00	\$ 2,438,899.00
<u>Applicant Share</u>					
<b>District Contribution</b>				1,625,932.67	
<b>Total</b>			\$ <u>0.00</u>	\$ <u>4,064,831.67</u>	\$ <u>2,438,899.00</u>
<b>Funding Source:</b>	Proposition 51 Bonds/2016-Nov.				

**APPLICATION DATA**

<b>Type of Project:</b>	Elementary School	
<b>Pupils Assigned Under 50 Yrs:</b>	<b>K-6:</b>	0
<b>Pupils Assigned Over 50 Yrs:</b>	<b>K-6:</b>	231
<b>Recommended Acres:</b>	11.7	
<b>Existing Acres:</b>	4.6	

**PROGRAM GRANT DATA**

<b>Accessibility Fire Grant</b>	\$	58,586.00
<b>Base Grant - Over 50Yr</b>	\$	1,952,874.00
<b>Urban / Security / Impacted Site</b>	\$	427,439.00
<b>Total State Share (60%)</b>		2,438,899.00
<b>Applicant Share (40%)</b>		1,625,932.67
<b>Total Project Cost</b>	\$	<u>4,064,831.67</u>

**STIPULATED TERMS & NEXT STEPS**

A valid Fund Release Authorization (Form SAB 50-05) must be signed by the designated District Representative and must be received by the Office of Public School Construction prior to 11:59 p.m. within 180 calendar days of SAB approval of the Apportionment for this project. The form may be submitted electronically via OPSC Online or via email to OPSCApplicationReviewTeam@dgs.ca.gov.

The Applicant shall ensure that it is in compliance with all applicable laws, regulations and certifications it made on the program forms.

The Applicant is required to submit a signed Grant Agreement for the project prior to or concurrent with a valid Fund Release Authorization (Form SAB 50-05). Failure to submit an executed Grant Agreement and valid Form SAB 50-05 prior to the deadline shall result in the Apportionment being rescinded without further board action.

The Applicant is responsible for ensuring that the project is compliant with Prevailing Wage Monitoring and/or Labor Compliance Program requirements at the time construction contracts are executed and/or construction commenced.

## **SCHOOL FACILITY PROGRAM UNFUNDED APPROVALS**

(Lack of AB 55 Loans)

### **PURPOSE OF REPORT**

To present to the State Allocation Board (Board) a list of School Facility Program (SFP) applications for unfunded approval.

### **DESCRIPTION**

At the February 2022 Board meeting, the Board elected to provide an increase adjustment of 15.80 percent to SFP projects for calendar year 2022. The projects listed on the Attachment reflect the Board's action of the adoption of the 15.80 percent increase based on the RS Means Construction Cost Index. In addition, the project applications represent SFP New Construction, Modernization, Charter School and Overcrowding Relief Grant projects in date order of a complete application being received by the Office of Public School Construction (OPSC).

### **AUTHORITY**

SFP Regulation Section 1859.2 defines an Unfunded List (Lack of AB 55 Loans) as an information list of unfunded projects that was created due to the State's inability to provide interim financing from the Pooled Money Investment Account (AB 55 loans) to fund school construction projects as declared in the Department of Finance Budget Letter #33 issued on December 18, 2008.

SFP Regulation Section 1859.95 states:

"When the Board has no funds to apportion ..., the Board will also accept and process applications for apportionment for purposes of developing an Unfunded List based on the date the application is ready for Apportionment, with the exception of New Construction funding applications that utilize eligibility generated by the Alternative Enrollment Projection.

An application for funding included on an Unfunded List is eligible for reimbursement subject to adjustments in the New Construction Grants amount pursuant to Section 1859.77."

## **BACKGROUND**

At the March 11, 2009 SAB meeting, the Board requested that Staff continue to process applications to the Board for unfunded approval, up to the bonding authority. The Attachment reflects applications being presented for unfunded approval, including SFP modernization and new construction projects in date order of a complete application being received by the OPSC. The list also includes health and safety facility hardship applications for funding that have been processed and are ready for approval regardless of received date. The unfunded approval of the applications as reflected on the Attachment does not constitute a guarantee of future funding.

## **RECOMMENDATIONS**

1. Approve the SFP application(s) as presented on the Attachment.
2. Provide that these unfunded approvals do not constitute a guarantee of future funding.

ATTACHMENT  
 UNFUNDED APPROVALS  
 (Lack of AB 55 Loans)  
 State Allocation Board Meeting, May 31, 2023

County	District	School Site	Application Number	Received Date	Grant Amount
LOS ANGELES	LOS ANGELES UNIFIED	RISE KOHYANG M IDDLE	54/64733-00-103	11/28/2022	\$22,208,730.04
TULARE	VISALIA UNIFIED	BLUE OAK ACADEMY	54/72256-00-001	1/18/2023	\$6,657,296.20
TULARE	VISALIA UNIFIED	BLUE OAK ACADEMY	54/72256-00-002	1/18/2023	\$8,115,711.44
SAN DIEGO	SAN DIEGO UNIFIED	AMERICA'S FINEST CHARTER	54/68338-00-003	1/20/2023	\$6,882,509.40
SAN DIEGO	SAN DIEGO UNIFIED	SAN DIEGO GLOBAL VISION ACADEMY	54/68338-00-005	1/20/2023	\$2,956,047.20
SAN DIEGO	SAN DIEGO UNIFIED	GOMPERS PREPARATORY ACADEMY	54/68338-00-006	1/20/2023	\$29,520,456.80
SAN DIEGO	SAN DIEGO UNIFIED	SAN DIEGO COOPERATIVE CHARTER	54/68338-00-004	2/24/2023	\$3,555,750.60
SAN DIEGO	SAN DIEGO UNIFIED	THE O'FARRELL CHARTER SCHOOL	54/68338-00-008	2/24/2023	\$28,089,803.80
SHASTA	CASCADE UNION ELEMENTARY	TREE OF LIFE INTERNATIONAL CHARTER	54/69914-00-001	3/8/2023	\$5,150,134.40

Program	Amount (in Dollars)
Charter	\$113,136,439.88
<b>Total</b>	<b>\$113,136,439.88</b>

**APPLICANT DATA**

<b>Applicant:</b>	Bright Star Schools	<b>PTN:</b>	64733-5464
<b>Application No:</b>	54/64733-00-103	<b>County:</b>	Los Angeles
<b>School Name:</b>	Rise Kohyang Middle	<b>District:</b>	Los Angeles Unified
		<b>Filing Basis:</b>	Districtwide

**HISTORY OF PROJECT FUNDING**

	Fund Code	Proposition	Preliminary Apportionment	Preliminary Apportionment This Action	Authorized This Action	Unfunded Approval This Action
<b>State Share</b>						
CSFP NC/Add. Grant	947-510	47	\$ 334,359.00	\$ (334,359.00)	\$ 334,359.00	334,359.00
CSFP NC/Add. Grant	955-540	55	1,977,465.00	(1,977,465.00)	1,977,465.00	1,977,465.00
CSFP NC/Add. Grant	957-540	1D	2,847,876.00	(2,847,876.00)	14,237,206.04	14,237,206.04
CSFP NC/Add. Grant	057-540	1D	8,340,300.00	(8,340,300.00)	8,340,300.00	
<b>Applicant Share</b>						
CSFA Lease Amount	947-510	47	\$ 334,359.00	\$ (334,359.00)		
CSFA Lease Amount	955-540	55	1,977,465.00	(1,977,465.00)		
CSFA Lease Amount	957-540	1D	2,847,876.00	(2,847,876.00)		
CSFA Lease Amount	057-540	1D	8,340,300.00	(8,340,300.00)	8,340,300.00	
CSFA Lease Amount	951-544	51			5,659,700.00	5,659,700.00
Cash Contribution					10,889,330.04	
<b>Total</b>			<b>27,000,000.00</b>	<b>(27,000,000.00)</b>	<b>49,778,660.08</b>	<b>22,208,730.04</b>
<b>Funding Sources:</b>	Prop. 47 Bonds/2002-Nov.; Prop. 55 Bonds/2004-Mar.; Prop. 1D Bonds/2006-Nov.; Prop. 51 Bonds/2016-Nov.					

**APPLICATION DATA**

<b>APPLICATION DATA</b>		<b>PROGRAM GRANT DATA</b>	
Type of Project:	Middle School	Base Grant	\$ 7,606,800.00
Pupils Assigned:	K-6 150	Multilevel	912,816.00
	7-8 300	Site Acquisition	7,956,000.00
Number of Classrooms:	20	2 Percent Grant	318,240.00
Addition to Existing Site:	No	Hazardous Waste	137,500.00
Recommended Acres:	10.7	DTSC Fees	16,801.92
Master Plan Acres	10.7	Service Site	1,408,017.00
Proposed Acres:	1.01	Offsite	68,226.00
Existing Acres:		Utilities	137,868.00
		General Site	546,741.12
		Urban Security	5,625,520.00
		Fire Detection/Alarm	11,250.00
		Fire Sprinkler	143,550.00
		<b>Total State Share (50%)</b>	<b>24,889,330.04</b>
		<b>Applicant Share (50%)</b>	<b>24,889,330.04</b>
		<b>Total Project Cost</b>	<b>\$ 49,778,660.08</b>

**STIPULATED TERMS & NEXT STEPS**

This application is placed on the Unfunded List (Lack of AB 55 Loans) pursuant to the Board's action on March 11, 2009. This approval does not constitute a guarantee or commitment of future state funding.

The Applicant shall ensure that it is in compliance with all applicable laws, regulations and certifications it made on the program forms.

The Applicant is responsible for ensuring that the project is compliant with Prevailing Wage Monitoring and/or Labor Compliance Program requirements at the time construction contracts are executed and/or construction commenced.

The Applicant is required to submit a signed Grant Agreement pursuant to School Facility Program Regulation Section 1859.90.4 for the project prior to or concurrent with a request for the release of funds.

The Applicant previously received \$16,680,600.00 for advance design and site acquisition costs.

This approval is pending a current financial soundness determination by the California School Finance Authority at their next regularly scheduled board meeting.

**APPLICANT DATA**

<b>Applicant:</b>	Visalia Unified	<b>PTN:</b>	72256-226
<b>Application No:</b>	54/72256-00-001	<b>County:</b>	Tulare
<b>School Name:</b>	Blue Oak Academy	<b>District:</b>	Visalia Unified

**HISTORY OF PROJECT FUNDING**

	Fund Code	Proposition	Preliminary Apportionment	Preliminary Apportionment This Action	Authorized This Action	Unfunded Approval This Action
<b>State Share</b>						
CSFP Rehab/Add. Grant	951-540	51	\$ 3,378,707.10	\$ (3,378,707.10)	\$ 3,328,648.10	\$ 3,328,648.10
CSFP Rehab/Add. Grant	051-540	51	375,411.90	(375,411.90)	375,411.90	
<b>Applicant Share</b>						
CSFA Lease Amount	951-544	51	3,378,707.10	(3,378,707.10)	3,328,648.10	3,328,648.10
CSFA Lease Amount	051-544	51	375,411.90	(375,411.90)	375,411.90	
<b>Total</b>			<b>\$ 7,508,238.00</b>	<b>\$ (7,508,238.00)</b>	<b>\$ 7,408,120.00</b>	<b>\$ 6,657,296.20</b>
<b>Funding Source:</b>	<b>Proposition 51 Bonds/2016-Nov.</b>					

**APPLICATION DATA**

<b>Type of Project:</b>	Middle School
<b>Other Square Feet:</b>	16,140
<b>Toilet Square Feet:</b>	1,021
<b>Number of Classrooms:</b>	9
<b>Recommended Acres:</b>	12.3
<b>Existing Acres:</b>	12.4

**PROGRAM GRANT DATA**

<b>Base Grant</b>	\$ 3,596,175.00
<b>Access/Fire Code 3%</b>	107,885.00
<b>Total State Share (50%)</b>	3,704,060.00
<b>Applicant Share (50%)</b>	3,704,060.00
<b>Total Project Cost</b>	<b>\$ 7,408,120.00</b>

**STIPULATED TERMS & NEXT STEPS**

This application is placed on the Unfunded List (Lack of AB 55 Loans) pursuant to the Board's action on March 11, 2009. This approval does not constitute a guarantee or commitment of future state funding.

The Applicant shall ensure that it is in compliance with all applicable laws, regulations and certifications it made on the program forms.

The Applicant is responsible for ensuring that the project is compliant with Prevailing Wage Monitoring and/or Labor Compliance Program requirements at the time construction contracts are executed and/or construction commenced.

The Applicant is required to submit a signed Grant Agreement pursuant to School Facility Program Regulation Section 1859.90.4 for the project prior to or concurrent with a request for the release of funds.

The Applicant previously received \$750,823.80 for advance design costs.

The Base Grant was capped at the new construction capacity of the project as required by School Facility Program Regulation Section 1859.163.5.

**APPLICANT DATA**

Applicant:	Visalia Unified	PTN:	72256-224
Application No:	54/72256-00-002	County:	Tulare
School Name:	Blue Oak Academy	District:	Visalia Unified
		Filing Basis:	District Wide

**HISTORY OF PROJECT FUNDING**

	Fund Code	Proposition		Preliminary Apportionment	Preliminary Apportionment This Action	Authorized This Action	Unfunded Approval This Action
<b>State Share</b>							
CSFP NC/Add. Grant	951-540	51	\$	5,195,620.80	\$ (5,195,620.80)	\$ 4,057,855.72	\$ 4,057,855.72
CSFP NC/Add. Grant	051-540	51		577,291.20	(577,291.20)	577,291.20	
<b>Applicant Share</b>							
CSFA Lease Amount	951-544	51		5,195,620.80	(5,195,620.80)	4,057,855.72	4,057,855.72
CSFA Lease Amount	051-544	51		577,291.20	(577,291.20)	577,291.20	
<b>Total</b>			\$	<b>11,545,824.00</b>	<b>\$ (11,545,824.00)</b>	<b>\$ 9,270,293.84</b>	<b>\$ 8,115,711.44</b>
Funding Source: Proposition 51 Bonds/2016-Nov.							

**APPLICATION DATA**

Type of Project:	Middle School
Pupils Assigned:	K-6 100 7-8 108
Number of Classrooms:	8
Addition to Existing Site:	Yes
Recommended Acres:	12.3
Master Plan Acres	12.3
Proposed Acres:	
Existing Acres:	12.4

**PROGRAM GRANT DATA**

Base Grant	\$	3,423,932.00
DTSC Fees		9,000.00
Hazardous Waste		287,349.92
Site Development		580,851.00
Off-Site		134,943.00
Utilities		133,219.00
Fire Detection/Alarm		4,600.00
Fire Sprinkler		61,252.00
<b>Total State Share (50%)</b>		<b>4,635,146.92</b>
<b>Applicant Share (50%)</b>		<b>4,635,146.92</b>
<b>Total Project Cost</b>	<b>\$</b>	<b>9,270,293.84</b>

**STIPULATED TERMS & NEXT STEPS**

This application is placed on the Unfunded List (Lack of AB 55 Loans) pursuant to the Board's action on March 11, 2009. This approval does not constitute a guarantee or commitment of future state funding.

The Applicant shall ensure that it is in compliance with all applicable laws, regulations and certifications it made on the program forms.

The Applicant is responsible for ensuring that the project is compliant with Prevailing Wage Monitoring and/or Labor Compliance Program requirements at the time construction contracts are executed and/or construction commenced.

The Applicant is required to submit a signed Grant Agreement pursuant to School Facility Program Regulation Section 1859.90.4 for the project prior to or concurrent with a request for the release of funds.

The Applicant previously received \$1,154,582.40 for advance design costs.



**APPLICANT DATA**

<b>Applicant:</b>	San Diego Unified	<b>PTN:</b>	68338-1257, 1657
<b>Application No:</b>	54/68338-00-003	<b>County:</b>	San Diego
<b>School Name:</b>	America's Finest Charter	<b>District:</b>	San Diego City Unified

**HISTORY OF PROJECT FUNDING**

	<b>Fund Code</b>	<b>Proposition</b>	<b>Preliminary Apportionment</b>	<b>Preliminary Apportionment This Action</b>	<b>Authorized This Action</b>	<b>Unfunded Approval This Action</b>
<b>State Share</b>						
CSFP Rehab/Add. Grant	951-540	51	\$ 5,223,938.40	\$ (5,223,938.40)	6,121,952.40	6,121,952.40
CSFP Rehab/Add. Grant	051-540	51	580,437.60	(580,437.60)	580,437.60	
CSFP Rehab/Add. Grant	947-510	47			277,892.00	277,892.00
CSFP Rehab/Add. Grant	955-540	55			482,665.00	482,665.00
<b>Applicant Share</b>						
Cash Contribution			5,804,376.00	(5,804,376.00)	7,462,947.00	
<b>Total</b>			<b>\$ 11,608,752.00</b>	<b>\$ (11,608,752.00)</b>	<b>\$ 14,925,894.00</b>	<b>\$ 6,882,509.40</b>

Funding Sources: Proposition 47 Bonds/2002-Nov.; Proposition 55 Bonds/2004-Mar.; Proposition 51 Bonds/2016-Nov.

**APPLICATION DATA**

**PROGRAM GRANT DATA**

<b>Type of Project:</b>	Middle School	<b>Base Grant</b>	\$ 5,678,288.00
<b>Other Square Feet:</b>	20,514	<b>Urban Security</b>	1,478,817.00
<b>Toilet Square Feet:</b>	646	<b>Access/Fire Code 3%</b>	170,349.00
<b>Number of Classrooms:</b>	19	<b>Elevator</b>	135,493.00
<b>Recommended Acres:</b>	9.8	<b>Total State Share (50%)</b>	7,462,947.00
<b>Existing Acres:</b>	2.63	<b>Applicant Share (50%)</b>	7,462,947.00
		<b>Total Project Cost</b>	<b>\$ 14,925,894.00</b>

**STIPULATED TERMS & NEXT STEPS**

This application is placed on the Unfunded List (Lack of AB 55 Loans) pursuant to the Board's action on March 11, 2009. This approval does not constitute a guarantee or commitment of future state funding.

The Applicant shall ensure that it is in compliance with all applicable laws, regulations and certifications it made on the program forms.

The Applicant is responsible for ensuring that the project is compliant with Prevailing Wage Monitoring and/or Labor Compliance Program requirements at the time construction contracts are executed and/or construction commenced.

The Applicant is required to submit a signed Grant Agreement pursuant to School Facility Program Regulation Section 1859.90.4 for the project prior to or concurrent with a request for the release of funds.

The Applicant previously received \$580,437.60 for advance design costs.

This approval is pending a current financial soundness determination by the California School Finance Authority at their next regularly scheduled board meeting.

**APPLICANT DATA**

<b>Applicant:</b>	San Diego Unified	<b>PTN:</b>	68338-1046, 1071
<b>Application No:</b>	54/68338-00-005	<b>County:</b>	San Diego
<b>School Name:</b>	San Diego Global Vision Academy	<b>District:</b>	San Diego City Unified

**HISTORY OF PROJECT FUNDING**

	Fund Code	Proposition	Preliminary Apportionment	Preliminary Apportionment This Action	Authorized This Action	Unfunded Approval This Action
<b>State Share</b>						
CSFP Rehab/Add. Grant	951-540	51	\$ 1,852,054.20	\$ (1,852,054.20)	\$ 2,956,047.20	\$ 2,956,047.20
CSFP Rehab/Add. Grant	051-540	51	205,783.80	(205,783.80)	205,783.80	
<b>Applicant Share</b>						
Cash Contribution			2,057,838.00	(2,057,838.00)	3,161,831.00	
<b>Total</b>			<b>\$ 4,115,676.00</b>	<b>\$ (4,115,676.00)</b>	<b>\$ 6,323,662.00</b>	<b>\$ 2,956,047.20</b>
<b>Funding Source:</b>	<b>Proposition 51 Bonds/2016-Nov.</b>					

**APPLICATION DATA**

<b>Type of Project:</b>	Elementary School
<b>Other Square Feet:</b>	7,680
<b>Toilet Square Feet:</b>	776
<b>Number of Classrooms:</b>	11
<b>Recommended Acres:</b>	14.5
<b>Existing Acres:</b>	4.64

**PROGRAM GRANT DATA**

<b>Base Grant</b>	\$ 2,376,880.00
<b>Urban Security</b>	578,152.00
<b>Access/Fire Code 3%</b>	71,306.00
<b>Elevator</b>	135,493.00
<b>Total State Share (50%)</b>	3,161,831.00
<b>Applicant Share (50%)</b>	3,161,831.00
<b>Total Project Cost</b>	<b>\$ 6,323,662.00</b>

**STIPULATED TERMS & NEXT STEPS**

This application is placed on the Unfunded List (Lack of AB 55 Loans) pursuant to the Board's action on March 11, 2009. This approval does not constitute a guarantee or commitment of future state funding.

The Applicant shall ensure that it is in compliance with all applicable laws, regulations and certifications it made on the program forms.

The Applicant is responsible for ensuring that the project is compliant with Prevailing Wage Monitoring and/or Labor Compliance Program requirements at the time construction contracts are executed and/or construction commenced.

The Applicant is required to submit a signed Grant Agreement pursuant to School Facility Program Regulation Section 1859.90.4 for the project prior to or concurrent with a request for the release of funds.

The Applicant previously received \$205,783.80 for advance design costs.

This approval is pending a current financial soundness determination by the California School Finance Authority at their next regularly scheduled board meeting.

**APPLICANT DATA**

<b>Applicant:</b>	San Diego Unified	<b>PTN:</b>	68338-1158, 1228, 1251, 1566
<b>Application No:</b>	54/68338-00-006	<b>County:</b>	San Diego
<b>School Name:</b>	Gompers Preparatory Academy	<b>District:</b>	San Diego City Unified

**HISTORY OF PROJECT FUNDING**

	Fund Code	Proposition		Preliminary Apportionment	Preliminary Apportionment This Action	Authorized This Action	Unfunded Approval This Action
<b>State Share</b>							
CSFP Rehab/Add. Grant	951-540	51	\$	23,036,581.80	\$ (23,036,581.80)		
CSFP Rehab/Add. Grant	051-540	51		2,559,620.20	(2,559,620.20)	\$ 2,559,620.20	
CSFP Rehab/Add. Grant	957-540	1D				29,520,456.80	\$ 29,520,456.80
<b>Applicant Share</b>							
Cash Contribution				25,596,202.00	(25,596,202.00)	32,080,077.00	
<b>Total</b>			\$	<u>51,192,404.00</u>	<u>\$ (51,192,404.00)</u>	<u>\$ 64,160,154.00</u>	<u>\$ 29,520,456.80</u>
<b>Funding Sources:</b>	<b>Proposition 1D Bonds/2006-Nov.;</b>			<b>Prop. 51 Bonds/2016-Nov.</b>			

<b>APPLICATION DATA</b>	<b>PROGRAM GRANT DATA</b>
-------------------------	---------------------------

<b>Type of Project:</b>	High School	<b>Base Grant</b>	\$ 29,103,422.00
<b>Other Square Feet:</b>	110,709	<b>Urban Security</b>	5,390,872.00
<b>Toilet Square Feet:</b>	2,868	<b>Access/Fire Code 3%</b>	873,103.00
<b>Number of Classrooms:</b>	68	<b>Elevator</b>	135,493.00
<b>Recommended Acres:</b>	43.1	<b>Total State Share (50%)</b>	35,502,890.00
<b>Existing Acres:</b>	21.3	<b>Off-Set for 57/68338-00-091</b>	(3,422,813.00)
		<b>Adjusted State Share (50%)</b>	32,080,077.00
		<b>Applicant Share (50%)</b>	32,080,077.00
		<b>Total Project Cost</b>	<u>\$ 64,160,154.00</u>

**STIPULATED TERMS & NEXT STEPS**

This application is placed on the Unfunded List (Lack of AB 55 Loans) pursuant to the Board's action on March 11, 2009. This approval does not constitute a guarantee or commitment of future state funding.

The Applicant shall ensure that it is in compliance with all applicable laws, regulations and certifications it made on the program forms.

The Applicant is responsible for ensuring that the project is compliant with Prevailing Wage Monitoring and/or Labor Compliance Program requirements at the time construction contracts are executed and/or construction commenced.

The Applicant is required to submit a signed Grant Agreement pursuant to School Facility Program Regulation Section 1859.90.4 for the project prior to or concurrent with a request for the release of funds.

The Applicant previously received \$2,559,620.20 for advance design costs.

This approval is pending a current financial soundness determination by the California School Finance Authority at their next regularly scheduled board meeting.

The Base Grant was capped at the new construction capacity of the project as required by School Facility Program Regulation Section 1859.163.5.

**APPLICANT DATA**

<b>Applicant:</b>	San Diego Unified	<b>PTN:</b>	68338-1268
<b>Application No:</b>	54/68338-00-004	<b>County:</b>	San Diego
<b>School Name:</b>	San Diego Cooperative Charter	<b>District:</b>	San Diego City Unified

**HISTORY OF PROJECT FUNDING**

	<b>Fund Code</b>	<b>Proposition</b>	<b>Preliminary Apportionment</b>	<b>Preliminary Apportionment This Action</b>	<b>Authorized This Action</b>	<b>Unfunded Approval This Action</b>
<b>State Share</b>						
CSFP Rehab/Add. Grant	951-540	51	\$ 5,649,357.60	\$ (5,649,357.60)	\$ 3,555,750.60	\$ 3,555,750.60
CSFP Rehab/Add. Grant	051-540	51	627,706.40	(627,706.40)	627,706.40	
<b>Applicant Share</b>						
Cash Contribution			6,277,064.00	(6,277,064.00)	4,183,457.00	
<b>Total</b>			<b>\$ 12,554,128.00</b>	<b>\$ (12,554,128.00)</b>	<b>\$ 8,366,914.00</b>	<b>\$ 3,555,750.60</b>
<b>Funding Source:</b>	<b>Proposition 51 Bonds/2016-Nov.</b>					

**APPLICATION DATA**

**PROGRAM GRANT DATA**

<b>Type of Project:</b>	Middle School	<b>Base Grant</b>	\$ 3,783,008.00
<b>Other Square Feet:</b>	12,254	<b>Urban Security</b>	906,689.00
<b>Toilet Square Feet:</b>	1,218	<b>Access/Fire Code 3%</b>	113,490.00
<b>Number of Classrooms:</b>	12	<b>Elevator</b>	135,493.00
<b>Recommended Acres:</b>	12.7	<b>Total State Share (50%)</b>	4,938,680.00
<b>Existing Acres:</b>	4.2	<b>Off-Set for 57/68338-00-140</b>	(755,223.00)
		<b>Adjusted State Share (50%)</b>	4,183,457.00
		<b>Applicant Share (50%)</b>	4,183,457.00
		<b>Total Project Cost</b>	<b>\$ 8,366,914.00</b>

**STIPULATED TERMS & NEXT STEPS**

This application is placed on the Unfunded List (Lack of AB 55 Loans) pursuant to the Board's action on March 11, 2009. This approval does not constitute a guarantee or commitment of future state funding.

The Applicant shall ensure that it is in compliance with all applicable laws, regulations and certifications it made on the program forms.

The Applicant is responsible for ensuring that the project is compliant with Prevailing Wage Monitoring and/or Labor Compliance Program requirements at the time construction contracts are executed and/or construction commenced.

The Applicant is required to submit a signed Grant Agreement pursuant to School Facility Program Regulation Section 1859.90.4 for the project prior to or concurrent with a request for the release of funds.

The Applicant previously received \$627,706.40 for advance design costs.

This approval is pending a current financial soundness determination by the California School Finance Authority at their next regularly scheduled board meeting.

**APPLICANT DATA**

<b>Applicant:</b>	San Diego Unified	<b>PTN:</b>	68338-853, 983, 1156, 1225, 1476, 1477
<b>Application No:</b>	54/68338-00-008	<b>County:</b>	San Diego
<b>School Name:</b>	The O'Farrell Charter School	<b>District:</b>	San Diego City Unified

**HISTORY OF PROJECT FUNDING**

	<b>Fund Code</b>	<b>Proposition</b>	<b>Preliminary Apportionment</b>	<b>Preliminary Apportionment This Action</b>	<b>Authorized This Action</b>	<b>Unfunded Approval This Action</b>
<b>State Share</b>						
CSFP Rehab/Add. Grant	951-540	51	\$ 15,156,028.80	\$ (15,156,028.80)	\$ 28,089,803.80	\$ 28,089,803.80
CSFP Rehab/Add. Grant	051-540	51	1,684,003.20	(1,684,003.20)	1,684,003.20	
<b>Applicant Share</b>						
Cash Contribution			16,840,032.00	(16,840,032.00)	29,773,807.00	
<b>Total</b>			<b>\$ 33,680,064.00</b>	<b>\$ (33,680,064.00)</b>	<b>\$ 59,547,614.00</b>	<b>\$ 28,089,803.80</b>
<b>Funding Source:</b>	<b>Proposition 51 Bonds/2016-Nov.</b>					

**APPLICATION DATA**

<b>Type of Project:</b>	High School
<b>Other Square Feet:</b>	112,334
<b>Toilet Square Feet:</b>	3,247
<b>Number of Classrooms:</b>	62
<b>Recommended Acres:</b>	46.37
<b>Existing Acres:</b>	27.3

**PROGRAM GRANT DATA**

<b>Base Grant</b>	\$ 26,819,638.00
<b>Urban Security</b>	4,123,484.00
<b>Access/Fire Code 3%</b>	804,589.00
<b>Total State Share (50%)</b>	31,747,711.00
<b>Off-Set for 57/68338-00-076</b>	(1,973,904.00)
<b>Adjusted State Share (50%)</b>	29,773,807.00
<b>Applicant Share (50%)</b>	29,773,807.00
<b>Total Project Cost</b>	<b>\$ 59,547,614.00</b>

**STIPULATED TERMS & NEXT STEPS**

This application is placed on the Unfunded List (Lack of AB 55 Loans) pursuant to the Board's action on March 11, 2009. This approval does not constitute a guarantee or commitment of future state funding.

The Applicant shall ensure that it is in compliance with all applicable laws, regulations and certifications it made on the program forms.

The Applicant is responsible for ensuring that the project is compliant with Prevailing Wage Monitoring and/or Labor Compliance Program requirements at the time construction contracts are executed and/or construction commenced.

The Applicant is required to submit a signed Grant Agreement pursuant to School Facility Program Regulation Section 1859.90.4 for the project prior to or concurrent with a request for the release of funds.

The Applicant previously received \$1,684,003.20 for advance design costs.

This approval is pending a current financial soundness determination by the California School Finance Authority at their next regularly scheduled board meeting.

The Base Grant was capped at the new construction capacity of the project as required by School Facility Program Regulation Section 1859.163.5.

This item corrects the Project Type from Middle School to High School and adds 8,640 non-toilet square feet that was included in the original project narrative and site map, but was omitted from the *Charter School Preliminary Apportionment* (Form SAB 50-09).

**APPLICANT DATA**

<b>Applicant:</b>	Tree of Life International Charter	<b>PTN:</b>	69914-31
<b>Application No:</b>	54/69914-00-001	<b>County:</b>	Shasta
<b>School Name:</b>	Tree of Life International Charter	<b>District:</b>	Cascade Union Elementary
		<b>Filing Basis:</b>	District Wide

**HISTORY OF PROJECT FUNDING**

	Fund Code	Proposition	Preliminary Apportionment	Preliminary Apportionment This Action	Authorized This Action	Unfunded Approval This Action
<b>State Share</b>						
CSFP NC/Add. Grant	951-540	51	\$ 3,662,863.20	\$ (3,662,863.20)	\$ 2,675,067.20	\$ 2,675,067.20
CSFP NC/Add. Grant	051-540	51	406,984.80	(406,984.80)	406,984.80	
<b>Applicant Share</b>						
CSFA Lease Amount	951-544	51	3,462,863.20	(3,462,863.20)	2,475,067.20	2,475,067.20
CSFA Lease Amount	051-544	51	406,984.80	(406,984.80)	406,984.80	
Cash Contribution			200,000.00	(200,000.00)	200,000.00	
<b>Total</b>			<b>\$ 8,139,696.00</b>	<b>\$ (8,139,696.00)</b>	<b>\$ 6,164,104.00</b>	<b>\$ 5,150,134.40</b>
<b>Funding Source:</b>	<b>Proposition 51 Bonds/2016-Nov.</b>					

<b>APPLICATION DATA</b>	<b>PROGRAM GRANT DATA</b>
-------------------------	---------------------------

<b>Type of Project:</b>	Middle School	<b>Base Grant</b>	\$ 2,624,782.00
<b>Pupils Assigned:</b>	<b>K-6</b> 50	<b>Site Development</b>	435,959.00
	<b>7-8</b> 108	<b>Utilities</b>	17,661.00
<b>Number of Classrooms:</b>	8	<b>Fire Detection/Alarm</b>	3,650.00
<b>Addition to Existing Site:</b>	Yes	<b>Total State Share (50%)</b>	3,082,052.00
<b>Recommended Acres:</b>	13	<b>Applicant Share (50%)</b>	3,082,052.00
<b>Master Plan Acres</b>	13	<b>Total Project Cost</b>	<b>\$ 6,164,104.00</b>
<b>Proposed Acres:</b>			
<b>Existing Acres:</b>	11.02		

**STIPULATED TERMS & NEXT STEPS**

This application is placed on the Unfunded List (Lack of AB 55 Loans) pursuant to the Board's action on March 11, 2009. This approval does not constitute a guarantee or commitment of future state funding.

The Applicant shall ensure that it is in compliance with all applicable laws, regulations and certifications it made on the program forms.

The Applicant is responsible for ensuring that the project is compliant with Prevailing Wage Monitoring and/or Labor Compliance Program requirements at the time construction contracts are executed and/or construction commenced.

The Applicant is required to submit a signed Grant Agreement pursuant to School Facility Program Regulation Section 1859.90.4 for the project prior to or concurrent with a request for the release of funds.

The Applicant previously received \$813,969.60 for advance design costs.

This approval is pending a current financial soundness determination by the California School Finance Authority at their next regularly scheduled board meeting.

**APPLICANT DATA**

<b>Applicant:</b>	California Heritage YouthBuild Academy II	<b>PTN:</b>	10538-1
<b>Application No:</b>	54/70136-02-001	<b>County:</b>	Shasta
<b>School Name:</b>	California Heritage YouthBuild Academy II	<b>District:</b>	Shasta Union High
		<b>Filing Basis:</b>	Enterprise High School Attendance Area

**HISTORY OF PROJECT FUNDING**

	Fund Code	Proposition	Authorized This Action	Unfunded Preliminary Apportionment
<u>State Share</u>				
CSFP NC/Add. Grant	947-510	47	\$ 549,050.00	\$ 549,050.00
CSFP NC/Add. Grant	955-540	55	2,824,195.00	2,824,195.00
CSFP NC/Add. Grant	957-540	1D	10,837,749.00	10,837,749.00
CSFP NC/Add. Grant	951-540	51	6,481,804.00	6,481,804.00
<u>Applicant Share</u>				
CSFA Lease Amount	951-544	51	20,692,798.00	20,692,798.00
<b>Total</b>			<b>\$ 41,385,596.00</b>	<b>\$ 41,385,596.00</b>

**Funding Sources:** Prop. 47 Bonds/2002-Nov.; Prop. 55 Bonds/2004-Mar.; Prop. 1D Bonds/2006-Nov.; Prop. 51 Bonds/2016-Nov.

**APPLICATION DATA**

<b>Type of Project:</b>	High School
<b>Pupils Assigned:</b>	9-12 270
	Non-Severe 13
<b>Number of Classrooms:</b>	11
<b>Addition to an Existing Site:</b>	No
<b>Recommended Acres:</b>	19.2
<b>Proposed Acres:</b>	19.2
<b>Existing Acres:</b>	

**PROGRAM GRANT DATA**

<b>Base Grant</b>	\$ 6,220,804.00
<b>Site Acquisition</b>	\$ 8,183,704.00
<b>2 Percent</b>	\$ 327,348.00
<b>DTSC</b>	\$ 1,227,556.00
<b>Hazardous Waste</b>	\$ 84,346.00
<b>Site Development</b>	\$ 1,344,000.00
<b>General Site</b>	\$ 732,787.00
<b>Inflator Factor</b>	\$ 2,572,253.00
<b>Total State Share (50%)</b>	\$ 20,692,798.00
<b>Applicant Share (50%)</b>	\$ 20,692,798.00
<b>Total Project Cost</b>	\$ 41,385,596.00

**STIPULATED TERMS & NEXT STEPS**

The Applicant shall ensure that it is in compliance with all applicable laws, regulations and certifications it made on the program forms.

The Applicant is required to submit a signed Grant Agreement pursuant to School Facility Program Regulation Section 1859.90.4 for the project prior to or concurrent with a request for the release of funds.

The Applicant is responsible for ensuring that the project is compliant with Prevailing Wage Monitoring and/or Labor Compliance Program requirements at the time construction contracts are executed and/or construction commenced.

The above Charter School Grant is a maximum reservation of funding for each of the construction and site acquisition amounts (50 percent State share amount) and is not intended to reflect the actual project costs at the time the project is converted to a Final Charter School Apportionment (FCSA). The FCSA shall be based on SAB regulation allowances established at the time the project is converted and shall not exceed the maximum amounts in each category.

**APPLICANT DATA**

<b>Applicant:</b>	Aspire Public Schools	<b>PTN:</b>	61259-310
<b>Application No:</b>	54/61259-13-002	<b>County:</b>	Alameda
<b>School Name:</b>	Aspire ERES Academy	<b>District:</b>	Oakland Unified
		<b>Filing Basis:</b>	Fremont High School Attendance Area

**HISTORY OF PROJECT FUNDING**

	Fund Code	Proposition	Previously Authorized Preliminary Apportionment	Authorized This Action	Remaining Preliminary Apportionment This Action
<b>State Share</b>					
CSFP NC/Add. Grant	957-540	1D	\$ 11,474,114.90	\$ (11,474,114.90)	
CSFP NC/Add. Grant	057-540	1D	1,213,998.14		\$ 1,213,998.14
<b>Applicant Share</b>					
CSFA Lease Amount	957-540	1D	11,474,114.90	(11,474,114.90)	
District Contribution			1,213,998.15		
<b>Total</b>			<b>\$ 25,376,226.09</b>	<b>\$ (22,948,229.80)</b>	<b>\$ 1,213,998.14</b>

Funding Source: Proposition 1D Bonds/2006-Nov.

<b>APPLICATION DATA</b>	<b>PROGRAM GRANT DATA</b>
-------------------------	---------------------------

Type of Project:	Middle School	<b>Base Grant</b>	\$	1,213,998.14
Pupils Assigned:	K-6 444	<b>Multilevel Construction (23CRs)</b>	\$	0.00
	7-8 120	<b>Site Acquisition</b>	\$	0.00
Number of Classrooms:	28	<b>Site Development</b>	\$	0.00
Addition to an Existing Site:	No	<b>General Site</b>	\$	0.00
Recommended Acres:	14.3	<b>Urban Security</b>	\$	0.00
Master Plan Acres		<b>Subtotal</b>	\$	1,213,998.14
Proposed Acres:	2	<b>Inflator Factor</b>	\$	0.00
Existing Acres:		<b>Total State Share (50%)</b>	\$	1,213,998.14
		<b>Applicant Share (50%)</b>	\$	1,213,998.15
		<b>Total Project Cost</b>	\$	<b>2,427,996.29</b>

**STIPULATED TERMS & NEXT STEPS**

The above Charter School Grant is a maximum reservation of funding for each of the construction and site acquisition amounts (50 percent State share amount) and is not intended to reflect the actual project costs at the time the project is converted to a Final Charter School Apportionment (FCSA). The FCSA shall be based on SAB regulation allowances established at the time the project is converted and shall not exceed the maximum amounts in each category.

The Applicant did not meet its May 27, 2020 deadline to convert the project to a FCSA. This deadline included the one-time, one-year deadline extension.

This item returns \$22,948,229.80 in unreleased authority reserved for this project to the Charter School Facilities Program.



**SCHOOL DISTRICT DATA**

Application Number: 50/73791-00-015  
 County: San Diego  
 Financial Hardship: No

School District: San Marcos Unified  
 School Name: Double Peak School

**PURPOSE OF REPORT**

To recommend accounting revisions to close out a completed project.

**DESCRIPTION**

A review of expenditures reported by the District has been made in accordance with School Facility Program (SFP) Regulation Section 1859.106 and the revisions indicated are necessary to close out this completed project.

The District incurred additional eligible expenditures per SFP Regulation Sections 1859.74 and 1859.106 and may receive additional Department of Toxic Substances Control (DTSC), funding in the amount of \$11,216.00. The District was also over-funded for site acquisition, costs in the amount of \$1,285,662.00. The District has concurred with the findings and agrees to return the State funds in the amount of \$637,223.00.

**Detail of Final Cost & Financing**

<b>Budget Item</b>	<b>Currently Approved</b>	<b>Required Change</b>	<b>Revised Approval</b>
2% of Appraised or Actual Value	\$192,720.00	-	\$192,720.00
Automatic Sprinkler System	256,619.00	-	256,619.00
Base Grant	14,573,500.00	-	14,573,500.00
DTSC Fees	8,640.00	\$5,608.00	14,248.00
Fire Detection	20,121.00	-	20,121.00
General Site	1,298,001.00	-	1,298,001.00
NC New Site Acquisition	4,818,000.00	(642,831.00)	4,175,169.00
Off Site	869,362.00	-	869,362.00
Prevailing Wage Monitoring	40,385.00	-	40,385.00
Service Site Development	10,200,422.00	-	10,200,422.00
Utilities	70,549.00	-	70,549.00
<b>Total State Apportionment</b>	<b>\$32,348,319.00</b>	<b>\$(637,223.00)</b>	<b>\$31,711,096.00</b>

<b>Financing</b>	<b>Currently Approved</b>	<b>Required Change</b>	<b>Revised Approval</b>
State (SFP)	\$32,348,319.00	\$(637,223.00)	\$31,711,096.00
District Contribution	32,348,319.00	(637,223.00)	31,711,096.00
<b>Total Project Costs</b>	<b>\$64,696,638.00</b>	<b>\$(1,274,446.00)</b>	<b>\$63,422,192.00</b>

**RECOMMENDATIONS**

1. Approve a decrease of \$1,274,446.00 in the total project cost from \$64,696,638.00 to \$63,422,192.00.
2. Approve a decrease of \$637,223.00 in the State Apportionment [Bonds/2016-Nov.; 051-500] from \$32,348,319.00 to \$31,711,096.00.
3. Approve a decrease of \$637,223.00 in the District Contribution from \$32,348,319.00 to \$31,711,096.00.
4. Require the District to return State funds in the amount of \$637,223.00.

Item Withdrawn

Special Education #1 50/10587-00-003

Yuba County

# Facility Hardship / Rehabilitation Program

# FACILITY HARDSHIP / REHABILITATION PROGRAM

## SCHOOL DISTRICT DATA

School District: Jurupa Unified  
Application Number: 51/67090-00-001  
Total District Enrollment: 18,370  
County: Riverside

School Name: Jurupa Junior High  
Project Grade Level: 7-8  
Financial Hardship: No

## TYPE OF REQUEST

State Allocation Board (Board) approval for Apportionment for a School Facility Program (SFP) Seismic Mitigation Program (SMP) Replacement Project.

Total Project Cost: \$20,674,856.00  
Cost to the State: \$10,337,428.00

## DESCRIPTION

### DESCRIPTION OF HEALTH AND SAFETY THREAT

Six reports by KNA Structural Engineers, Inc., all dated August 19, 2021, identify several structural deficiencies in Building B, Building C, Building D, Building E1, Building G, and Building H located at the Jurupa Junior High School site. The reports for each building identified critical structural deficiencies with the wall anchorage and wall support designs of all six buildings. All the material insufficiencies identified in these reports render Building B, Building C, Building D, Building E1, Building G, and Building H at high risk of collapse in the event of seismic activity. The six buildings qualify for the SMP based on the qualifying criteria in Education Code Section 17075.10 and SFP Regulation Section 1859.82.2.

### SCOPE OF PROJECT

The scope of this project includes the seismic mitigation and rehabilitation of Building B, Building C, Building D, Building E1, Building G, and Building H at the Jurupa Junior High School site. The plan set for this project includes work beyond the scope of this seismic application, namely the modernization of Buildings A and E2, multiple portables, and sitework, as well as general modernization of Buildings C, D, E1, G, and H beyond the seismic mitigation scope.

### STATUS OF SCHOOL SITE

Construction for the project is currently underway. The project has an anticipated completion date of June 2025.

## QUALIFYING CRITERIA

### GOVERNMENT/STATE LEVEL CONCURRENCE

Building B, Building C, Building D, Building E1, Building G, and Building H were classified as a Most Vulnerable Category 2 Building type as defined in SFP regulations and have met qualifying criteria of the SMP. The Division of the State Architect (DSA) has approved the District for Phase One (Eligibility Evaluation) and Phase Three (Evaluation and Design Criteria), provided Phase Four concurrence to minimum scope, and provided final plan approval. These approvals enable the District to apply for funding from the Board.

Staff Supports the District's Request: Yes

SITE VISIT COMPLETED BY STAFF

Staff accepted detailed reports from industry specialists and DSA approval in lieu of a site visit.

AUTHORITY

See Attachment A

RECOMMENDATIONS

1. Approve the District's request for an Apportionment for Replacement funding for the seismic mitigation of Building B, Building C, Building D, Building E1, Building G, and Building H at the Jurupa Junior High School Site, pursuant to SFP Regulation Section 1859.82.2(b) as shown on Attachment B.
2. Provide that the District's Modernization eligibility will be reset for Building B, Building C, Building D, Building E1, Building G, and Building H to the date of Apportionment for this project.

ATTACHMENT A

**AUTHORITY**

**Seismic Mitigation Program – Replacement Projects**  
(as of August 31, 2020)

Education Code (EC) Section 17075.10(a) states:

A school district may apply for hardship assistance in cases of extraordinary circumstances. Extraordinary circumstances may include, but are not limited to, the need to repair, reconstruct, or replace the most vulnerable school facilities that are identified as a Category 2 building, as defined in the report submitted pursuant to Section 17317, determined by the department to pose an unacceptable risk of injury to its occupants in the event of a seismic event.

SFP Regulation Section 1859.82 states, “A school district may apply for Facility Hardship, including Seismic Mitigation, Program assistance in cases of extraordinary circumstances that have caused an imminent health and safety threat.”

SFP Regulation Section 1859.82.2 states that “A school district is eligible for funding to repair, reconstruct, or replace the Most Vulnerable Category 2 Buildings which were originally constructed to be used as School Facilities and pose an unacceptable risk of injury to its occupants in the event of seismic activity. Program eligibility is determined by the Division of the State Architect while determination of grant funding is determined by the Board based on the following criteria.

Notwithstanding Sections 1859.93 and 1859.93.1, all applications for the seismic mitigation of the Most Vulnerable Category 2 Buildings shall be funded in the order of receipt of an Approved Application for funding. Any grants provided for the purpose of this section shall be provided as a new construction project and allocated on a 50 percent state share basis.”

SFP Regulation Section 1859.82.2(a) states,

- (a) Seismic mitigation projects must meet all of the following requirements:
- (1) The construction contract was executed on or after May 20, 2006;
  - (2) The project funding provided shall be for the minimum work necessary to obtain DSA approval;
  - (3) The School Building is designed for occupancy by students and staff; and
  - (4) The DSA concurs with a report by a structural engineer, which identifies structural deficiencies that pose an unacceptable risk of injury to its occupants in a seismic event. The structural engineers report shall conform to the guidelines prepared by the DSA, in accordance with Education Code Section 17310.

If the unacceptable risk of injury is due to the presence of faulting, liquefaction or landslide, these hazards must be documented by a geological hazards report prepared by an engineering geologist in accordance with California Building Code, Part 2, Chapter 18, section 1803A and with concurrence of the California Geological Survey

## ATTACHMENT A

SFP Regulation Section 1859.82.2(b) states in part, “To qualify for replacement funding for School Buildings, the district must submit an Approved Application for funding and either (1) or (2) below:

- (1) For School Buildings that are lost, destroyed, or unable to be repaired, ...
- (2) For School Buildings with interior square footage to be mitigated ....”

Facility	Elementary School Pupils	Middle School Pupils	High School Pupils
Multi-Purpose (includes food service)	5.3 sq. ft. per pupil minimum 4,000 sq. ft.	5.3 sq. ft. per pupil minimum 5,000 sq. ft.	6.3 sq. ft. per pupil minimum 8,200 sq. ft.
Toilet	3 sq. ft. per pupil minimum 300 sq. ft.	4 sq. ft. per pupil minimum 300 sq. ft.	5 sq. ft. per pupil minimum 300 sq. ft.
Gymnasium (includes shower/locker area)	N/A	12.9 sq. ft. per pupil minimum 6,828 sq. ft. maximum 16,000 sq. ft.	15.3 sq. ft. per pupil minimum 8,380 sq. ft. maximum 18,000 sq. ft.
School Administration	3 sq. ft. per pupil minimum 600 sq. ft.	3 sq. ft. per pupil minimum 600 sq. ft.	4 sq. ft. per pupil minimum 800 sq. ft.
Library/Media Center	2.3 sq. ft. per pupil plus 600 sq. ft., minimum 960 sq. ft.	3.3 sq. ft. per pupil plus 600 sq. ft. minimum 960 sq. ft.	4.3 sq. ft. per pupil plus 600 sq. ft. minimum 960 sq. ft.
Kindergarten Classrooms (including Transitional Kindergarten)	1,350 sq. ft. for each replacement classroom.	NA	NA
Classrooms (1 <sup>st</sup> -12 <sup>th</sup> grade)	960 sq. ft. for each replacement classroom	960 sq. ft. for each replacement classroom	960 sq. ft. for each replacement classroom
Computer instructional support area, Industrial and Technology/Education Laboratory	960 sq. ft. for each replacement classroom.	960 sq. ft. for each replacement classroom.	960 sq. ft. for each replacement classroom.
Laboratory Classrooms (including science and consumer home economics. (Does not include Industrial and Technology/Education Laboratory)	1,300 sq. ft. for each replacement classroom.	1,300 sq. ft. for each replacement classroom.	1,300 sq. ft. for each replacement classroom.

## ATTACHMENT A

SFP Regulation Section 1859.82.2(b)(4)(C) states in part, "If the district qualifies for replacement funding, the funding may be used to rehabilitate the facility as long as the seismic hazard is fully mitigated."

Section 1859.61. Adjustments to the Modernization Baseline Eligibility.

(l) Adjusted upon Board receipt of the local school board resolution acknowledging that the buildings have been removed from K-12 classroom use, as follows:

(1) School Buildings and/or classrooms that receive replacement funding via the New Construction Grant or the Facility Hardship Square Footage Grant pursuant to Section 1859.82.1 or Section 1859.82.2.

(2) School Buildings and/or classrooms that were originally included in the district's baseline eligibility and were later demolished or removed from classroom use due to health and/or safety concerns that meet the requirements of Regulation Section 1859.82.1 or 1859.82.2 as verified by OPSC, except the district did not have the current enrollment to support the replacement and funding of those School Buildings and/or classrooms. ~~School Buildings~~ and/or classrooms removed from K-12 classroom use that remain on the school site will be identified on a list published on OPSC's website.

For (l)(1) the building age shall be reset to the date of the Apportionment for the corresponding project. For (l)(2) the building shall be removed from the classroom inventory used to establish modernization eligibility at the site.



**APPLICANT DATA**

<b>Applicant:</b>	Jurupa Unified	<b>PTN:</b>	67090 - 129
<b>Application No:</b>	51/67090-00-001	<b>County:</b>	Riverside
<b>School Name:</b>	JURUPA JUNIOR HIGH	<b>Filing Basis:</b>	District-wide

**HISTORY OF PROJECT FUNDING**

	Fund Code	Proposition	Previously Authorized	Authorized This Action	State Apportionment This Action
<b>State Share</b>					
Seismic Mitigation Grant	051-505	51	\$	\$ 10,337,428.00	\$ 10,337,428.00
<b>Applicant Share</b>					
District Contribution				10,337,428.00	
<b>Total</b>			<u>\$ 0.00</u>	<u>\$ 20,674,856.00</u>	<u>\$ 10,337,428.00</u>
<b>Funding Source: Proposition 51 Bonds/2016-Nov.</b>					

APPLICATION DATA	PROGRAM GRANT DATA
------------------	--------------------

<b>Type of Project:</b>	Middle School	<b>Facility Hardship Replacement Other</b>	\$ 9,493,308.00
		<b>Facility Hardship Replacement Toilets</b>	\$ 844,120.00
<b>Number of Classrooms:</b>	27	<b>Total State Share (50%)</b>	<u>10,337,428.00</u>
<b>Addition to Existing Site:</b>	No	<b>Applicant Share (50%)</b>	10,337,428.00
<b>Recommended Acres:</b>	19.9	<b>Total Project Cost</b>	<u>\$ 20,674,856.00</u>
<b>Existing Acres:</b>	20.0		
<b>Fac. Hardship Replacement Toilet (sq. ft.):</b>	1,796.00		
<b>Fac. Hardship Replacement Other (sq.ft.):</b>	36,234.00		

**STIPULATED TERMS & NEXT STEPS**

A valid Fund Release Authorization (Form SAB 50-05) must be signed by the designated District Representative and must be received by the Office of Public School Construction prior to 11:59 p.m. within 180 calendar days of SAB approval of the Apportionment for this project. The form may be submitted electronically via OPSC Online or via email to OPSCApplicationReviewTeam@dgs.ca.gov.

The Applicant shall ensure that it is in compliance with all applicable laws, regulations and certifications it made on the program forms.

The Applicant is required to submit a signed Grant Agreement for the project prior to or concurrent with a valid Fund Release Authorization (Form SAB 50-05). Failure to submit an executed Grant Agreement and valid Form SAB 50-05 prior to the deadline shall result in the Apportionment being rescinded without further board action.

The Applicant is responsible for ensuring that the project is compliant with Prevailing Wage Monitoring and/or Labor Compliance Program requirements at the time construction contracts are executed and/or construction commenced.

## FACILITY HARDSHIP / REHABILITATION PROGRAM

### SCHOOL DISTRICT DATA

School District: San Bernardino City Unified  
Application Number: 51/67876-00-002  
Total District Enrollment: 50,434  
County: San Bernardino

School Name: Pacific High  
Project Grade Level: 9-12  
Financial Hardship: No

### TYPE OF REQUEST

State Allocation Board (Board) Apportionment for a School Facility Program (SFP) Seismic Mitigation Program (SMP) Replacement project.

Total Project Cost: \$10,439,698.00

Cost to the State: \$5,219,849.00

### DESCRIPTION

#### DESCRIPTION OF HEALTH AND SAFETY THREAT

A report by KNA Structural Engineers, Inc., dated May 25, 2018, identifies several structural deficiencies in the Auditorium Building (Building T) located at the Pacific High School site. The report referenced deficiencies with the wall anchorage and wall support designs of the structure. All the material insufficiencies identified in the report render the Auditorium Building (Building T) at high risk of collapse in the event of seismic activity. The Auditorium Building (Building T) qualifies for the SMP based on the qualifying criteria in Education Code Section 17075.10 and SFP Regulation Section 1859.82.2.

#### SCOPE OF PROJECT

The scope of the project includes the demolition and replacement of the Auditorium Building (Building T) at the Pacific High School site.

#### STATUS OF SCHOOL SITE

The demolition of the Auditorium Building (Building T) will commence summer of 2023 and is currently out to bid. The construction of the replacement building (the Performing Arts Center) will commence in September of 2023.

## QUALIFYING CRITERIA

### GOVERNMENT/STATE LEVEL CONCURRENCE

The Auditorium Building (Building T) was classified as a Most Vulnerable Category 2 Building type as defined in SFP regulations and has met qualifying criteria of the SMP. The Division of the State Architect (DSA) has approved the District for Phase One (Eligibility Evaluation) and Phase Two (Replacement Option Analysis and Design Criteria) as well as providing final plan approval. These approvals enable the District to apply for funding from the Board.

Staff Supports the District's Request: Yes

### SITE VISIT COMPLETED BY STAFF

Staff accepted detailed reports from industry specialists in lieu of a site visit.

### AUTHORITY

See Attachment A

### RECOMMENDATIONS

1. Approve the District's request for an Apportionment for Replacement funding for the replacement of the Auditorium Building (Building T) at the Pacific High School Site, pursuant to SFP Regulation Section 1859.82.2(b) as shown on Attachment B.
2. Provide that the District's Modernization eligibility will be reset for the Auditorium Building (Building T) to the date of Apportionment for this project.

## ATTACHMENT A

### AUTHORITY

#### **Seismic Mitigation Program – Replacement Projects** (as of August 31, 2020)

Education Code (EC) Section 17075.10(a) states:

A school district may apply for hardship assistance in cases of extraordinary circumstances. Extraordinary circumstances may include, but are not limited to, the need to repair, reconstruct, or replace the most vulnerable school facilities that are identified as a Category 2 building, as defined in the report submitted pursuant to Section 17317, determined by the department to pose an unacceptable risk of injury to its occupants in the event of a seismic event.

SFP Regulation Section 1859.82 states, “A school district may apply for Facility Hardship, including Seismic Mitigation, Program assistance in cases of extraordinary circumstances that have caused an imminent health and safety threat.”

SFP Regulation Section 1859.82.2 states that “A school district is eligible for funding to repair, reconstruct, or replace the Most Vulnerable Category 2 Buildings which were originally constructed to be used as School Facilities and pose an unacceptable risk of injury to its occupants in the event of seismic activity. Program eligibility is determined by the Division of the State Architect while determination of grant funding is determined by the Board based on the following criteria.

Notwithstanding Sections 1859.93 and 1859.93.1, all applications for the seismic mitigation of the Most Vulnerable Category 2 Buildings shall be funded in the order of receipt of an Approved Application for funding. Any grants provided for the purpose of this section shall be provided as a new construction project and allocated on a 50 percent state share basis.”

SFP Regulation Section 1859.82.2(a) states,

- (a) Seismic mitigation projects must meet all of the following requirements:
- (1) The construction contract was executed on or after May 20, 2006;
  - (2) The project funding provided shall be for the minimum work necessary to obtain DSA approval;
  - (3) The School Building is designed for occupancy by students and staff; and
  - (4) The DSA concurs with a report by a structural engineer, which identifies structural deficiencies that pose an unacceptable risk of injury to its occupants in a seismic event. The structural engineers report shall conform to the guidelines prepared by the DSA, in accordance with Education Code Section 17310.

If the unacceptable risk of injury is due to the presence of faulting, liquefaction or landslide, these hazards must be documented by a geological hazards report prepared by an engineering geologist in accordance with California Building Code, Part 2, Chapter 18, section 1803A and with concurrence of the California Geological Survey

ATTACHMENT A

SFP Regulation Section 1859.82.2(b) states in part, “To qualify for replacement funding for School Buildings, the district must submit an Approved Application for funding and either (1) or (2) below:

- (1) For School Buildings that are lost, destroyed, or unable to be repaired, ...
- (2) For School Buildings with interior square footage to be mitigated ....”

<b>Facility</b>	<b>Elementary School Pupils</b>	<b>Middle School Pupils</b>	<b>High School Pupils</b>
Multi-Purpose (includes food service)	5.3 sq. ft. per pupil minimum 4,000 sq. ft.	5.3 sq. ft. per pupil minimum 5,000 sq. ft.	6.3 sq. ft. per pupil minimum 8,200 sq. ft.
Toilet	3 sq. ft. per pupil minimum 300 sq. ft.	4 sq. ft. per pupil minimum 300 sq. ft.	5 sq. ft. per pupil minimum 300 sq. ft.
Gymnasium (includes shower/locker area)	N/A	12.9 sq. ft. per pupil minimum 6,828 sq. ft. maximum 16,000 sq. ft.	15.3 sq. ft. per pupil minimum 8,380 sq. ft. maximum 18,000 sq. ft.
School Administration	3 sq. ft. per pupil minimum 600 sq. ft.	3 sq. ft. per pupil minimum 600 sq. ft.	4 sq. ft. per pupil minimum 800 sq. ft.
Library/Media Center	2.3 sq. ft. per pupil plus 600 sq. ft., minimum 960 sq. ft.	3.3 sq. ft. per pupil plus 600 sq. ft. minimum 960 sq. ft.	4.3 sq. ft. per pupil plus 600 sq. ft. minimum 960 sq. ft.
Kindergarten Classrooms (including Transitional Kindergarten)	1,350 sq. ft. for each replacement classroom.	NA	NA
Classrooms (1 <sup>st</sup> -12 <sup>th</sup> grade)	960 sq. ft. for each replacement classroom	960 sq. ft. for each replacement classroom	960 sq. ft. for each replacement classroom
Computer instructional support area, Industrial and Technology/Education Laboratory	960 sq. ft. for each replacement classroom.	960 sq. ft. for each replacement classroom.	960 sq. ft. for each replacement classroom.
Laboratory Classrooms (including science and consumer home economics. (Does not include Industrial and Technology/Education Laboratory)	1,300 sq. ft. for each replacement classroom.	1,300 sq. ft. for each replacement classroom.	1,300 sq. ft. for each replacement classroom.

## ATTACHMENT A

Section 1859.61. Adjustments to the Modernization Baseline Eligibility.

(l) Adjusted upon Board receipt of the local school board resolution acknowledging that the buildings have been removed from K-12 classroom use, as follows:

(1) School Buildings and/or classrooms that receive replacement funding via the New Construction Grant or the Facility Hardship Square Footage Grant pursuant to Section 1859.82.1 or Section 1859.82.2.

(2) School Buildings and/or classrooms that were originally included in the district's baseline eligibility and were later demolished or removed from classroom use due to health and/or safety concerns that meet the requirements of Regulation Section 1859.82.1 or 1859.82.2 as verified by OPSC, except the district did not have the current enrollment to support the replacement and funding of those School Buildings and/or classrooms. ~~School Buildings~~ and/or classrooms removed from K-12 classroom use that remain on the school site will be identified on a list published on OPSC's website.

For (l)(1) the building age shall be reset to the date of the Apportionment for the corresponding project. For (l)(2) the building shall be removed from the classroom inventory used to establish modernization eligibility at the site.

**APPLICANT DATA**

<b>Applicant:</b>	San Bernardino City Unified	<b>PTN:</b>	67876 - 424
<b>Application No:</b>	51/67876-00-002	<b>County:</b>	San Bernardino
<b>School Name:</b>	PACIFIC HIGH	<b>Filing Basis:</b>	District-wide

**HISTORY OF PROJECT FUNDING**

	Fund Code	Proposition	Previously Authorized	Authorized This Action	State Apportionment This Action
<b>State Share</b>					
Seismic Mitigation Grant	051-505	51	\$	\$ 5,219,849.00	\$ 5,219,849.00
<b>Applicant Share</b>					
District Contribution				5,219,849.00	
<b>Total</b>			\$ <u>0.00</u>	\$ <u>10,439,698.00</u>	\$ <u>5,219,849.00</u>
Funding Source: Proposition 51 Bonds/2016-Nov.					

APPLICATION DATA	PROGRAM GRANT DATA
------------------	--------------------

<b>Type of Project:</b>	High School	<b>Facility Hardship Replacement Other</b>	\$ 4,622,204.00
		<b>Service Site Development</b>	\$ 522,599.00
<b>Number of Classrooms:</b>	0	<b>Utilities</b>	\$ 75,046.00
<b>Addition to Existing Site:</b>	No	<b>Total State Share (50%)</b>	<u>5,219,849.00</u>
<b>Recommended Acres:</b>	38.9	<b>Applicant Share (50%)</b>	5,219,849.00
<b>Existing Acres:</b>	49.34	<b>Total Project Cost</b>	<u>\$ 10,439,698.00</u>
<b>Fac. Hardship Replacement Toilet (sq. ft.):</b>	0.00		
<b>Fac. Hardship Replacement Other (sq.ft.):</b>	17,642.00		

**STIPULATED TERMS & NEXT STEPS**

A valid Fund Release Authorization (Form SAB 50-05) must be signed by the designated District Representative and must be received by the Office of Public School Construction prior to 11:59 p.m. within 180 calendar days of SAB approval of the Apportionment for this project. The form may be submitted electronically via OPSC Online or via email to OPSCApplicationReviewTeam@dgs.ca.gov.

The Applicant shall ensure that it is in compliance with all applicable laws, regulations and certifications it made on the program forms.

The Applicant is required to submit a signed Grant Agreement for the project prior to or concurrent with a valid Fund Release Authorization (Form SAB 50-05). Failure to submit an executed Grant Agreement and valid Form SAB 50-05 prior to the deadline shall result in the Apportionment being rescinded without further board action.

The Applicant is responsible for ensuring that the project is compliant with Prevailing Wage Monitoring and/or Labor Compliance Program requirements at the time construction contracts are executed and/or construction commenced.

## FACILITY HARDSHIP / REHABILITATION PROGRAM

### SCHOOL DISTRICT DATA

School District: Anderson Union High  
Application Number: 58/69856-00-001  
Total District Enrollment: 1,622  
County: Shasta

School Name: Anderson High  
Project Grade Level: 9-12  
Financial Hardship: No

### TYPE OF REQUEST

State Allocation Board (Board) Apportionment for a School Facility Program (SFP) Facility Hardship Program rehabilitation project.

Total Project Cost: \$1,082,803.33

Cost to the State: \$649,682.00

### DESCRIPTION

#### DESCRIPTION OF HEALTH AND SAFETY THREAT

A report by M/E Systems Engineering, Inc. dated November 2022, notes that the Anderson Cottonwood Irrigation District (ACID) notified the Anderson Union High School District that the water supply in the canal that borders the site would be greatly diminished and “to expect no water in future years”. The reports identified this as a “critical hardship” for the Anderson Union High School campus in general and the Main Gymnasium Building in particular because the open-loop canal water system used for the HVAC system in the much-used Main Gymnasium “uses canal water for cooling without any backup cooling option”. The report goes on to state that the Main Gymnasium “is not habitable without air conditioning” due to “outdoor temperatures in Anderson reaching in excess of 100°F in late Spring, Summer, and early Fall”, thereby posing an “imminent health and safety risk to students”.

#### SCOPE OF PROJECT

The minimum work necessary to mitigate the health and safety threat includes the conversion of the existing open-loop canal water cooling system in the Main Gymnasium’s HVAC system into a closed-loop chilled water system involving the installation of a new chiller replacement and additional needed components.

#### STATUS OF SCHOOL SITE

The District has begun construction of this project and anticipates completing construction of this project in May of 2023.



## QUALIFYING CRITERIA

### GOVERNMENT/STATE LEVEL CONCURRENCE

The Public Health Branch of the Shasta County Health and Human Services Agency has provided written concurrence that supports the industry specialist's findings and recommended work to mitigate the health and safety threat.

Staff Supports the District's Request: Yes

### SITE VISIT COMPLETED BY STAFF

Staff accepted a detailed report from an industry specialist in lieu of a site visit.

### AUTHORITY

See Attachment A

### RECOMMENDATION

Approve the District's request for an Apportionment to convert the existing open-loop canal water piping in the Main Gymnasium's HVAC system into a closed-loop chilled water system at the Anderson High School site, pursuant to SFP Regulation Section 1859.82.1(c) as shown on Attachment B.

## ATTACHMENT A

### AUTHORITY

#### **Facility Hardship Program – Rehabilitation Projects** (as of August 31, 2020)

Education Code (EC) Section 17075.10(a) states:

A school district may apply for hardship assistance in cases of extraordinary circumstances. Extraordinary circumstances may include, but are not limited to, the need to repair, reconstruct, or replace the most vulnerable school facilities that are identified as a Category 2 building, as defined in the report submitted pursuant to Section 17317, determined by the department to pose an unacceptable risk of injury to its occupants in the event of a seismic event.

SFP Regulation Section 1859.82 states, “A school district may apply for Facility Hardship, including Seismic Mitigation, Program assistance in cases of extraordinary circumstances that have caused an imminent health and safety threat.”

SFP Regulation Section 1859.82.1 states that “a district is eligible for Facility Hardship funding to repair, replace, or construct School Buildings or related required components that are currently causing a health and safety threat to the students and/or staff. Projects solely to replace components that have reached the end of their useful life, perform routine maintenance or repair, issues resulting from the deferment of routine maintenance or repair, lack of current code compliance, or the addition of components that were not previously existing, do not meet the qualifying criteria of the program. However, this work may be incorporated into a qualifying Facility Hardship application if it is required to be completed to gain DSA approval.”

SFP Regulation Section 1859.82.1(c) states,

Districts may qualify for funding to rehabilitate their School Buildings, components of School Buildings, or school site conditions. Factors to be considered by the Board may include (1) or (2) below:

- (1) School Buildings where the minimum cost to mitigate the health and safety threat and remain in the School Building is 50 percent or less of the Current Replacement Cost.
- (2) Components of the School Buildings or school sites conditions are causing a health and safety threat to students and/or staff.

**APPLICANT DATA**

<b>Applicant:</b>	Anderson Union High	<b>PTN:</b>	69856 - 23
<b>Application No:</b>	58/69856-00-001	<b>County:</b>	Shasta
<b>School Name:</b>	ANDERSON HIGH		

**HISTORY OF PROJECT FUNDING**

	Fund Code	Proposition	Previously Authorized	Authorized This Action	State Apportionment This Action
<b>State Share</b>					
Facility Hardship Grant	051-570	51	\$	\$ 649,682.00	\$ 649,682.00
<b>Applicant Share</b>					
District Contribution				433,121.33	
<b>Total</b>			\$ <u>0.00</u>	\$ <u>1,082,803.33</u>	\$ <u>649,682.00</u>
<b>Funding Source:</b>	<b>Proposition 51 Bonds/2016-Nov.</b>				

**APPLICATION DATA**

**Type of Project:** High School

**Recommended Acres:** 25.7

**Existing Acres:** 27.0

**PROGRAM GRANT DATA**

<b>Rehabilitation</b>	\$ 644,468.00
<b>Project Assistance</b>	\$ 5,214.00
<b>Total State Share (60%)</b>	649,682.00
<b>Applicant Share (40%)</b>	433,121.33
<b>Total Project Cost</b>	\$ <u>1,082,803.33</u>

**STIPULATED TERMS & NEXT STEPS**

A valid Fund Release Authorization (Form SAB 50-05) must be signed by the designated District Representative and must be received by the Office of Public School Construction prior to 11:59 p.m. within 180 calendar days of SAB approval of the Apportionment for this project. The form may be submitted electronically via OPSC Online or via email to OPSCApplicationReviewTeam@dgs.ca.gov.

The Applicant shall ensure that it is in compliance with all applicable laws, regulations and certifications it made on the program forms.

The Applicant is required to submit a signed Grant Agreement for the project prior to or concurrent with a valid Fund Release Authorization (Form SAB 50-05). Failure to submit an executed Grant Agreement and valid Form SAB 50-05 prior to the deadline shall result in the Apportionment being rescinded without further board action.

The Applicant is responsible for ensuring that the project is compliant with Prevailing Wage Monitoring and/or Labor Compliance Program requirements at the time construction contracts are executed and/or construction commenced.

## FACILITY HARDSHIP / REHABILITATION PROGRAM

### SCHOOL DISTRICT DATA

School District: Durham Unified  
Application Number: 58/61432-00-001  
Total District Enrollment: 996  
County: Butte

School Name: Durham High  
Project Grade Level: 9-12  
Financial Hardship: No

### TYPE OF REQUEST

State Allocation Board (Board) Apportionment for a School Facility Program (SFP) Facility Hardship Program rehabilitation project.

Total Project Cost: \$452,688.33  
Cost to the State: \$271,613.00

### DESCRIPTION

#### DESCRIPTION OF HEALTH AND SAFETY THREAT

A report by DFH & Associates Electrical Engineering, LLC, dated March 30, 2023, notes that there was an unexpected "major electrical service fault" between Building 300 (Kitchen and Gymnasium Building) and the electrical conductors that run from the site's Main Switch Board at the Durham High School site wherein the circuit breaker feeding the building tripped on July 22, 2022. The report then states that an electrical contractor hired to find the cause of the fault determined that "the conductors were 'open' and no current could flow through them". This fault caused Building 300 to not have power, thereby posing an imminent threat to the health and safety of students and staff because the lack of power results in "the inability to provide the needed meals for the campus" and "the inability to educate students in the building". The industry specialist's report states that the minimum work necessary to mitigate the health and safety threat and restore power to Building 300 is the replacement of the underground conduits and conductors where the fault occurred.

#### SCOPE OF PROJECT

The minimum work necessary to mitigate the health and safety threat includes the removal and replacement of the underground electrical conductor from the Main Switchboard to the panel board in Building 300, as well as the removal and replacement of existing underground electrical conduit.

#### STATUS OF SCHOOL SITE

The District completed this project in the middle of August 2022.

## QUALIFYING CRITERIA

### GOVERNMENT/STATE LEVEL CONCURRENCE

The Environmental Health Division of the Butte County Public Health Department has provided written concurrence that supports the industry specialist's findings and recommended work to mitigate the health and safety threat.

Staff Supports the District's Request: Yes

### SITE VISIT COMPLETED BY STAFF

Staff accepted a detailed report from an industry specialist in lieu of a site visit.

### AUTHORITY

See Attachment A

### RECOMMENDATION

Approve the District's request for an Apportionment to replace the underground conduits and conductors where the electrical service fault occurred at the Durham High School site, pursuant to SFP Regulation Section 1859.82.1(c) as shown on Attachment B.

## ATTACHMENT A

### AUTHORITY

#### **Facility Hardship Program – Rehabilitation Projects** (as of August 31, 2020)

Education Code (EC) Section 17075.10(a) states:

A school district may apply for hardship assistance in cases of extraordinary circumstances. Extraordinary circumstances may include, but are not limited to, the need to repair, reconstruct, or replace the most vulnerable school facilities that are identified as a Category 2 building, as defined in the report submitted pursuant to Section 17317, determined by the department to pose an unacceptable risk of injury to its occupants in the event of a seismic event.

SFP Regulation Section 1859.82 states, “A school district may apply for Facility Hardship, including Seismic Mitigation, Program assistance in cases of extraordinary circumstances that have caused an imminent health and safety threat.”

SFP Regulation Section 1859.82.1 states that “a district is eligible for Facility Hardship funding to repair, replace, or construct School Buildings or related required components that are currently causing a health and safety threat to the students and/or staff. Projects solely to replace components that have reached the end of their useful life, perform routine maintenance or repair, issues resulting from the deferment of routine maintenance or repair, lack of current code compliance, or the addition of components that were not previously existing, do not meet the qualifying criteria of the program. However, this work may be incorporated into a qualifying Facility Hardship application if it is required to be completed to gain DSA approval.”

SFP Regulation Section 1859.82.1(c) states,

Districts may qualify for funding to rehabilitate their School Buildings, components of School Buildings, or school site conditions. Factors to be considered by the Board may include (1) or (2) below:

- (1) School Buildings where the minimum cost to mitigate the health and safety threat and remain in the School Building is 50 percent or less of the Current Replacement Cost.
- (2) Components of the School Buildings or school sites conditions are causing a health and safety threat to students and/or staff.

**APPLICANT DATA**

<b>Applicant:</b>	Durham Unified	<b>PTN:</b>	61432 - 15
<b>Application No:</b>	58/61432-00-001	<b>County:</b>	Butte
<b>School Name:</b>	DURHAM HIGH		

**HISTORY OF PROJECT FUNDING**

	<b>Fund Code</b>	<b>Proposition</b>	<b>Previously Authorized</b>	<b>Authorized This Action</b>	<b>State Apportionment This Action</b>
<u>State Share</u>					
Facility Hardship Grant	051-570	51	\$	\$ 271,613.00	\$ 271,613.00
<u>Applicant Share</u>					
District Contribution				181,075.33	
<b>Total</b>			\$ <u>0.00</u>	\$ <u>452,688.33</u>	\$ <u>271,613.00</u>
<b>Funding Source:</b>	<b>Proposition 51 Bonds/2016-Nov.</b>				

**APPLICATION DATA**

<b>Type of Project:</b>	High School
<b>Recommended Acres:</b>	21.2
<b>Existing Acres:</b>	43.4

**PROGRAM GRANT DATA**

<b>Rehabilitation</b>	\$ 266,399.00
<b>Project Assistance</b>	\$ 5,214.00
<b>Total State Share (60%)</b>	<u>271,613.00</u>
<b>Applicant Share (40%)</b>	<u>181,075.33</u>
<b>Total Project Cost</b>	\$ <b>452,688.33</b>

**STIPULATED TERMS & NEXT STEPS**

A valid Fund Release Authorization (Form SAB 50-05) must be signed by the designated District Representative and must be received by the Office of Public School Construction prior to 11:59 p.m. within 180 calendar days of SAB approval of the Apportionment for this project. The form may be submitted electronically via OPSC Online or via email to OPSCApplicationReviewTeam@dgs.ca.gov.

The Applicant shall ensure that it is in compliance with all applicable laws, regulations and certifications it made on the program forms.

The Applicant is required to submit a signed Grant Agreement for the project prior to or concurrent with a valid Fund Release Authorization (Form SAB 50-05). Failure to submit an executed Grant Agreement and valid Form SAB 50-05 prior to the deadline shall result in the Apportionment being rescinded without further board action.

The Applicant is responsible for ensuring that the project is compliant with Prevailing Wage Monitoring and/or Labor Compliance Program requirements at the time construction contracts are executed and/or construction commenced.

## FACILITY HARDSHIP / REHABILITATION PROGRAM

### SCHOOL DISTRICT DATA

School District: Fremont Union High  
Application Number: 58/69468-00-002  
Total District Enrollment: 10,019  
County: Santa Clara

School Name: Homestead High  
Project Grade Level: 9-12  
Financial Hardship: No

### TYPE OF REQUEST

State Allocation Board (Board) Apportionment for a School Facility Program (SFP) Seismic Mitigation Program (SMP) Replacement project.

Total Project Cost: \$9,051,084.00

Cost to the State: \$4,525,542.00

### DESCRIPTION

#### DESCRIPTION OF HEALTH AND SAFETY THREAT

Two reports by KNA Structural Engineers, Inc., both dated July 16, 2018 and both updated October 12, and 25, 2018, identifies several structural deficiencies in Building A and Building B, respectively, located at the Homestead High School site. Both reports referenced a lack of topping slab diaphragms at the roof of both Building A and Building B. All the material insufficiencies identified in the reports render Building A and Building B at high risk of collapse in the event of seismic activity. Building A and Building B qualify for the SMP based on the qualifying criteria in Education Code Section 17075.10 and SFP Regulation Section 1859.82.2.

#### SCOPE OF PROJECT

The scope of the project includes the seismic rehabilitation of Building A and Building B at the Homestead High School site. The plan set for this project includes work beyond the scope of this seismic application, namely general modernization of Building A and Building B including reconfiguration of spaces within both buildings. The project in its entirety results in a net increase of one classroom.

#### STATUS OF SCHOOL SITE

The District completed construction on Building A in August of 2022, and the District anticipates completing construction on Building B in July of 2023.



## QUALIFYING CRITERIA

### GOVERNMENT/STATE LEVEL CONCURRENCE

Building A and Building B were classified as a Most Vulnerable Category 2 Building type as defined in SFP regulations and have met qualifying criteria of the SMP. The Division of the State Architect (DSA) has approved the District for Phase One (Eligibility Evaluation) and Phase Three (Evaluation and Design Criteria), provided Phase Four concurrence to minimum scope, and provided final plan approval for both Building A and Building B. These approvals enable the District to apply for funding from the Board.

Staff Supports the District's Request: Yes

### SITE VISIT COMPLETED BY STAFF

Staff accepted detailed reports from industry specialists in lieu of a site visit.

### AUTHORITY

See Attachment A

### RECOMMENDATIONS

1. Approve the District's request for an Apportionment for rehabilitation funding for the seismic mitigation of Building A and Building B at the Homestead High School site, pursuant to SFP Regulation Section 1859.82.2(b) as shown on Attachment B.
2. Approve an adjustment to the District's New Construction baseline eligibility of a decrease of 27 pupil grants at the 9-12 grade level to reflect the net increase of one classroom at the 9-12 grade level, as a result of the overall project scope included in this project's DSA-approved plan set.

## ATTACHMENT A

### AUTHORITY

#### **Seismic Mitigation Program – Rehabilitation Projects** (as of August 31, 2020)

Education Code (EC) Section 17075.10(a) states:

A school district may apply for hardship assistance in cases of extraordinary circumstances. Extraordinary circumstances may include, but are not limited to, the need to repair, reconstruct, or replace the most vulnerable school facilities that are identified as a Category 2 building, as defined in the report submitted pursuant to Section 17317, determined by the department to pose an unacceptable risk of injury to its occupants in the event of a seismic event.

SFP Regulation Section 1859.82 states, “A school district may apply for Facility Hardship, including Seismic Mitigation, Program assistance in cases of extraordinary circumstances that have caused an imminent health and safety threat.”

SFP Regulation Section 1859.82.2 states that “A school district is eligible for funding to repair, reconstruct, or replace the Most Vulnerable Category 2 Buildings which were originally constructed to be used as School Facilities and pose an unacceptable risk of injury to its occupants in the event of seismic activity. Program eligibility is determined by the Division of the State Architect while determination of grant funding is determined by the Board based on the following criteria.

Notwithstanding Sections 1859.93 and 1859.93.1, all applications for the seismic mitigation of the Most Vulnerable Category 2 Buildings shall be funded in the order of receipt of an Approved Application for funding. Any grants provided for the purpose of this section shall be provided as a new construction project and allocated on a 50 percent state share basis.”

SFP Regulation Section 1859.82.2(a) states,

- (a) Seismic mitigation projects must meet all of the following requirements:
- (1) The construction contract was executed on or after May 20, 2006;
  - (2) The project funding provided shall be for the minimum work necessary to obtain DSA approval;
  - (3) The School Building is designed for occupancy by students and staff; and
  - (4) The DSA concurs with a report by a structural engineer, which identifies structural deficiencies that pose an unacceptable risk of injury to its occupants in a seismic event. The structural engineers report shall conform to the guidelines prepared by the DSA, in accordance with Education Code Section 17310.

If the unacceptable risk of injury is due to the presence of faulting, liquefaction or landslide, these hazards must be documented by a geological hazards report prepared by an engineering geologist in accordance with California Building Code, Part 2, Chapter 18, section 1803A and with concurrence of the California Geological Survey

## ATTACHMENT A

SFP Regulation Section 1859.82.2(c) states in part, “(c) Districts may qualify for seismic mitigation funding to rehabilitate their School Buildings including lunch shelters and covered walkways, exterior square footage of School Buildings, or site conditions. Factors to be considered by the Board may include (1) or (2) below:

- (1) School Buildings where the minimum cost to rehabilitate and remain in the School Building is 50 percent or less of the Current Replacement Cost.
- (2) Square footage of the Most Vulnerable Category 2 School Buildings, covered walkways, and lunch shelters that need repair or replacement to mitigate a collapse potential in the event of seismic activity as confirmed by the DSA.”

SFP Regulation Section 1859.82.2(c)(4) states in part, “ If the district qualifies for seismic mitigation funding to repair their permanent School Buildings, the district is eligible to receive funding for the project as follows:

- (A) The Seismic Rehabilitation Grant based on 50 percent of the eligible costs in the Form SAB 58-01 required in Section 1859.82.2(c)(3)(D) that have been reviewed by OPSC and approved by the Board.”

SFP Regulation Section 1859.82.2(e) states that “The district’s New Construction Eligibility will be adjusted for any net increase in classroom capacity in the project pursuant to Section 1859.51(i).”

## ATTACHMENT A

Section 1859.61. Adjustments to the Modernization Baseline Eligibility.

(l) Adjusted upon Board receipt of the local school board resolution acknowledging that the buildings have been removed from K-12 classroom use, as follows:

(1) School Buildings and/or classrooms that receive replacement funding via the New Construction Grant or the Facility Hardship Square Footage Grant pursuant to Section 1859.82.1 or Section 1859.82.2.

(2) School Buildings and/or classrooms that were originally included in the district's baseline eligibility and were later demolished or removed from classroom use due to health and/or safety concerns that meet the requirements of Regulation Section 1859.82.1 or 1859.82.2 as verified by OPSC, except the district did not have the current enrollment to support the replacement and funding of those School Buildings and/or classrooms. ~~School Buildings~~ and/or classrooms removed from K-12 classroom use that remain on the school site will be identified on a list published on OPSC's website.

For (l)(1) the building age shall be reset to the date of the Apportionment for the corresponding project. For (l)(2) the building shall be removed from the classroom inventory used to establish modernization eligibility at the site.

**APPLICANT DATA**

<b>Applicant:</b>	Fremont Union High	<b>PTN:</b>	69468 - 114,115
<b>Application No:</b>	58/69468-00-002	<b>County:</b>	Santa Clara
<b>School Name:</b>	HOMESTEAD HIGH		

**HISTORY OF PROJECT FUNDING**

	<b>Fund Code</b>	<b>Proposition</b>	<b>Previously Authorized</b>	<b>Authorized This Action</b>	<b>State Apportionment This Action</b>
<u>State Share</u>					
<b>Seismic Mitigation Grant</b>	<b>051-505</b>	<b>51</b>	\$	\$ 4,525,542.00	\$ 4,525,542.00
<u>Applicant Share</u>					
<b>District Contribution</b>				4,525,542.00	
<b>Total</b>			\$ <u>0.00</u>	\$ <u>9,051,084.00</u>	\$ <u>4,525,542.00</u>
<b>Funding Source:</b>	<b>Proposition 51 Bonds/2016-Nov.</b>				

**APPLICATION DATA**

**Type of Project:** High School

**Recommended Acres:** 55.3

**Existing Acres:** 36.0

**PROGRAM GRANT DATA**

<b>Rehabilitation</b>	\$ 4,525,542.00
<b>Total State Share (50%)</b>	4,525,542.00
<b>Applicant Share (50%)</b>	4,525,542.00
<b>Total Project Cost</b>	\$ <u>9,051,084.00</u>

**STIPULATED TERMS & NEXT STEPS**

A valid Fund Release Authorization (Form SAB 50-05) must be signed by the designated District Representative and must be received by the Office of Public School Construction prior to 11:59 p.m. within 180 calendar days of SAB approval of the Apportionment for this project. The form may be submitted electronically via OPSC Online or via email to OPSCApplicationReviewTeam@dgs.ca.gov.

The Applicant shall ensure that it is in compliance with all applicable laws, regulations and certifications it made on the program forms.

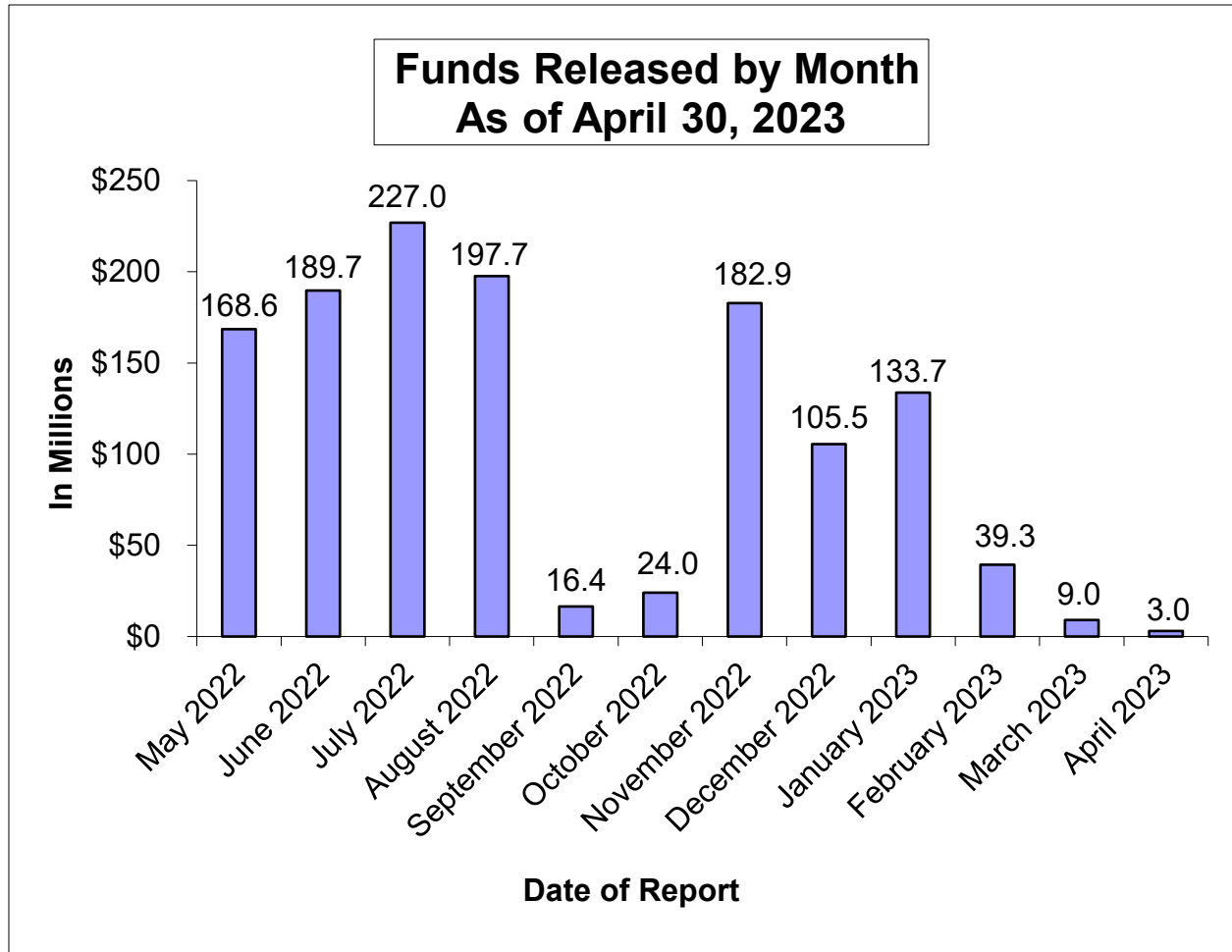
The Applicant is required to submit a signed Grant Agreement for the project prior to or concurrent with a valid Fund Release Authorization (Form SAB 50-05). Failure to submit an executed Grant Agreement and valid Form SAB 50-05 prior to the deadline shall result in the Apportionment being rescinded without further board action.

The Applicant is responsible for ensuring that the project is compliant with Prevailing Wage Monitoring and/or Labor Compliance Program requirements at the time construction contracts are executed and/or construction commenced.

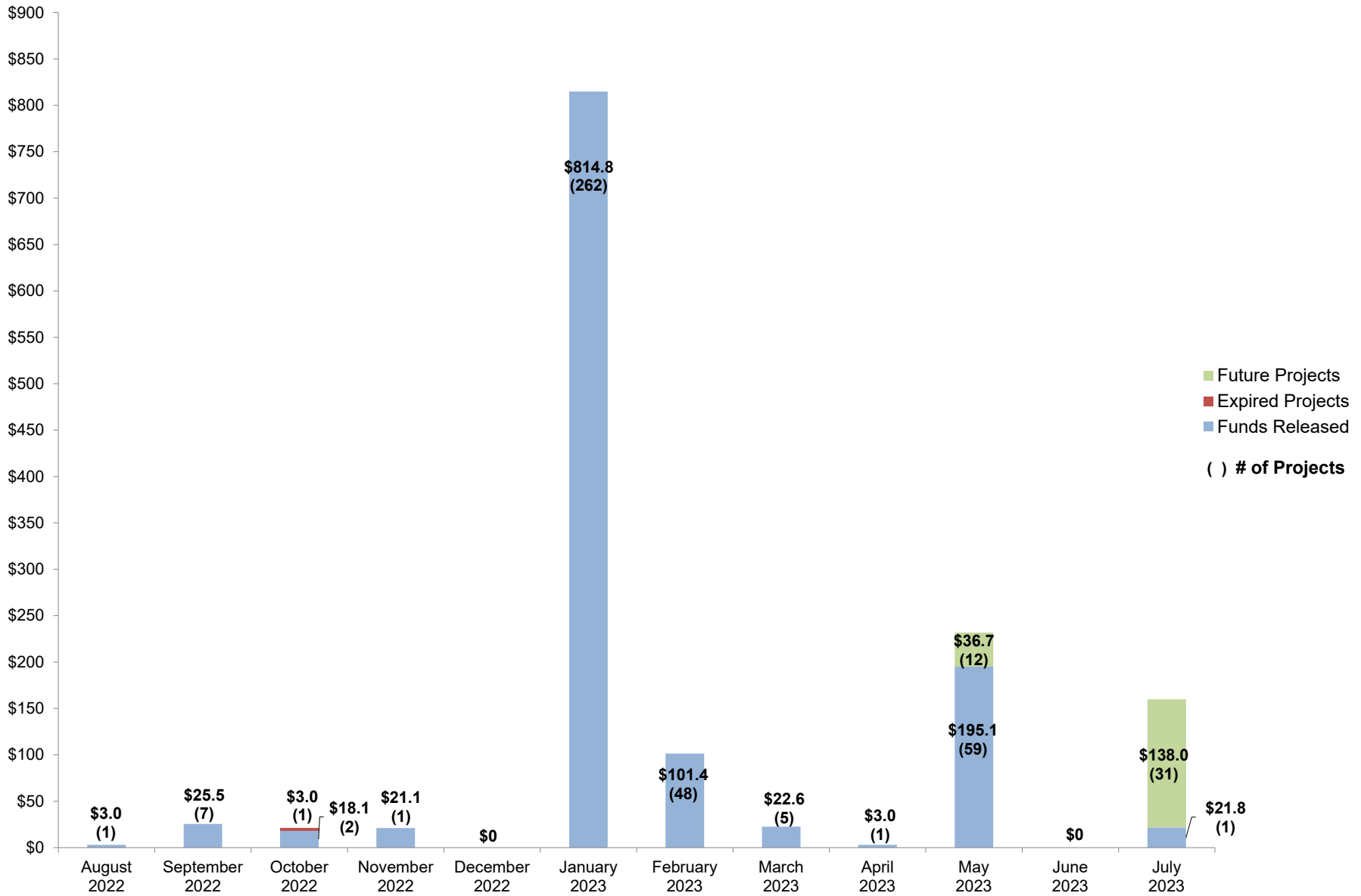
The District's New Construction baseline eligibility will be adjusted by a decrease of 27 pupil grants at the 9-12 grade level to reflect the net increase of one classroom at the 9-12 grade level as a result of the overall project scope.

# Financial Reports

## STATUS OF FUND RELEASES



Status of School Facility Program Apportionments Set to Expire  
 due to Time Limit on Fund Release, as of April 26, 2023 SAB  
 (in millions of dollars)





**SCHOOL FACILITY PROGRAM**  
Available Funds (in Millions) As of May 31, 2023

AB 181 - Leroy F. Greene School Facilities Act of 1998									
Program	Original Bond Allocation	Remaining Authority as of April 26, 2023	Estimated Approvals for May 31, 2023	Special Items/PIF	Remaining Authority as of May 31, 2023 (excludes Unfunded Approvals)	Accumulated Unfunded Approvals as of April 26, 2023	Estimated Unfunded Approvals for May 31, 2023	Special Items/PIF	Remaining Authority as of May 31, 2023 (includes Unfunded Approvals)
General Fund FY 22/23	\$1,550.0 <sup>F</sup>	\$518.4	-\$2.9		\$515.5				\$515.5
General Fund FY 23/24	2,060.5	2,060.5			2,060.50				2,060.50
General Fund FY 24/25	875.0	875.0			875.00				875.00
<b>SUBTOTAL</b>	<b>\$4,485.5</b>	<b>\$3,453.9</b>	<b>-\$2.9</b>	<b>\$0.0</b>	<b>\$3,451.0<sup>A</sup></b>	<b>\$0.0</b>	<b>\$0.0</b>	<b>\$0.0</b>	<b>\$3,451.0</b>

Prop. 51 - \$7 Billion - November 2016									
Program	Original Bond Allocation	Remaining Bond Authority as of April 26, 2023	Estimated Approvals for May 31, 2023	Special Items/PIF	Remaining Bond Authority as of May 31, 2023 (excludes Unfunded Approvals)	Accumulated Unfunded Approvals as of April 26, 2023	Estimated Unfunded Approvals for May 31, 2023	Special Items/PIF	Remaining Bond Authority as of May 31, 2023 (includes Unfunded Approvals)
New Construction	\$3,000.0	\$47.7	-\$40.1		\$7.6	-\$6.8			\$0.8 <sup>G</sup>
Modernization	3,000.0	537.4	-134.3		403.1	-13.1			390.0
Career Technical Education	500.0	6.6			6.6	-1.9			4.7
Charter School	500.0	250.2			250.2	-190.1	-\$29.2		30.9
General Fund FY 21/22	250.0	0.0			0.0				0.0
<b>SUBTOTAL</b>	<b>\$7,250.0</b>	<b>\$841.9</b>	<b>-\$174.4</b>	<b>\$0.0</b>	<b>\$667.5<sup>A</sup></b>	<b>-\$211.9</b>	<b>-\$29.2</b>	<b>\$0.0</b>	<b>\$426.4</b>

Prop. 1D - \$7.3 Billion - November 2006									
Program	Original Bond Allocation	Remaining Bond Authority as of April 26, 2023	Estimated Approvals for May 31, 2023	Special Items/PIF	Remaining Bond Authority as of May 31, 2023 (excludes Unfunded Approvals)	Accumulated Unfunded Approvals as of April 26, 2023	Estimated Unfunded Approvals for May 31, 2023	Special Items/PIF	Remaining Bond Authority as of May 31, 2023 (includes Unfunded Approvals)
New Construction	\$1,900.0	\$0.1			\$0.1				\$0.1
Seismic Repair		1.2			1.2				1.2 <sup>G</sup>
Modernization	3,300.0	0.5			0.5				0.5
Career Technical Education	500.0	0.1			0.1	-\$0.1			0.0
High Performance Schools	100.0	0.0			0.0				0.0
Overcrowding Relief	1,000.0	6.6			6.6				6.6
Charter School	500.0	143.7			143.7	-116.1	-\$26.0		1.6 <sup>G</sup>
Joint Use	57.5 <sup>B</sup>	0.0			0.0				0.0
<b>SUBTOTAL</b>	<b>\$7,357.5</b>	<b>\$152.2</b>	<b>\$0.0</b>	<b>\$0.0</b>	<b>\$152.2<sup>A</sup></b>	<b>-\$116.2</b>	<b>-\$26.0</b>	<b>\$0.0</b>	<b>\$10.0</b>

Prop. 55 - \$10 Billion - March 2004									
Program	Original Bond Allocation	Remaining Bond Authority as of April 26, 2023	Estimated Approvals for May 31, 2023	Special Items/PIF	Remaining Bond Authority as of May 31, 2023 (excludes Unfunded Approvals)	Accumulated Unfunded Approvals as of April 26, 2023	Estimated Unfunded Approvals for May 31, 2023	Special Items/PIF	Remaining Bond Authority as of May 31, 2023 (includes Unfunded Approvals)
New Construction	\$4,965.8 <sup>C</sup>	\$0.4 <sup>D</sup>			\$0.4				\$0.4
Modernization	2,250.0	0.0			0.0				0.0
Critically Overcrowded Schools	2,440.0	0.0			0.0				0.0
Charter School	300.0	40.4			40.4	-\$36.6	-\$1.3		2.5 <sup>G</sup>
Joint Use	66.7 <sup>E</sup>	0.0			0.0				0.0
<b>SUBTOTAL</b>	<b>\$10,022.5</b>	<b>\$40.8</b>	<b>\$0.0</b>	<b>\$0.0</b>	<b>\$40.8<sup>A</sup></b>	<b>-\$36.6</b>	<b>-\$1.3</b>	<b>\$0.0</b>	<b>\$2.9</b>
<b>TOTAL PAGE 1</b>	<b>\$29,115.5</b>	<b>\$4,488.8</b>	<b>-\$177.3</b>	<b>\$0.0</b>	<b>\$4,311.5</b>	<b>-\$364.7</b>	<b>-\$56.5</b>	<b>\$0.0</b>	<b>\$3,890.3</b>

A. Balance of bonding authority excludes unfunded approvals.

B. The original bond allocation of \$29 million augmented by \$21 million from Prior Bond Funds to Joint Use at the 06/27/07 SAB meeting and \$7.5 million at the 7/23/08 SAB meeting pursuant to Assembly Bill 127, Chapter 35, Statutes of 2006 (Perata/Nunez).

C. The original bond allocation of \$4,960,000,000 augmented by \$5,831,911 from Prior Bonds at the 10/6/2010 SAB meeting.

D. It includes the transfer of Critically Overcrowded School Facilities Program Funds to New Construction (transfers in Prop. 55 includes: \$268.8 million approved at the 1/25/2006 SAB meeting, \$318.3 million approved at the 9/23/2009 SAB meeting, \$225 million approved at the 8/4/2010 SAB meeting, \$211.7 million approved at the 12/15/2010 SAB meeting, \$145 million at the 4/25/2012 SAB meeting, \$30.4 million after the 3/20/2013 SAB meeting, and \$32,297 after the 3/26/2014 SAB meeting per SFP Regulation Sections 1859.154 (c)).

E. Original bond allocation of \$50,000,000 augmented by \$15,547,233 from the State School Building Aid Fund at the 2/28/2007 SAB meeting and by \$1,232,224 from Prior Bonds at the 10/6/2010 SAB meeting.

F. Includes \$250 million for Lynwood Unified School District.

G. Total authority is not available at this time due to outstanding accounts receivable of \$637,223 for New Construction in Proposition 51; \$48,279 for Seismic Repair and \$340,266 for Charter in Proposition 1D; \$966,528 for Charter School in Proposition 55.

**SCHOOL FACILITY PROGRAM**  
Available Funds (in Millions) As of May 31, 2023

Prop. 47 - \$11.4 Billion - November 2002									
Program	Original Bond Allocation	Remaining Bond Authority as of April 26, 2023	Estimated Approvals for May 31, 2023	Special Items/PIF	Remaining Bond Authority as of May 31, 2023 (excludes Unfunded Approvals)	Accumulated Unfunded Approvals as of April 26, 2023	Estimated Unfunded Approvals for May 31, 2023	Special Items/PIF	Remaining Bond Authority as of May 31, 2023 (includes Unfunded Approvals)
New Construction	\$6,250.0	\$0.0			\$0.0				\$0.0
Modernization	3,300.0	0.0			0.0				0.0
Critically Overcrowded Schools	1,700.0	0.0			0.0				0.0
Charter School	100.0	7.1			7.1	-\$5.1	-\$0.5		1.5 <sup>B</sup>
Joint Use	50.0	0.0			0.0				0.0
<b>SUBTOTAL</b>	<b>\$11,400.0</b>	<b>\$7.1</b>	<b>\$0.0</b>	<b>\$0.0</b>	<b>\$7.1</b> <sup>A</sup>	<b>-\$5.1</b>	<b>-\$0.5</b>	<b>\$0.0</b>	<b>\$1.5</b>
Prop. 1A - \$6.7 Billion - November 1998									
Program	Original Bond Allocation	Remaining Bond Authority as of April 26, 2023	Estimated Approvals for May 31, 2023	Special Items/PIF	Remaining Bond Authority as of May 31, 2023 (excludes Unfunded Approvals)	Accumulated Unfunded Approvals as of April 26, 2023	Estimated Unfunded Approvals for May 31, 2023	Special Items/PIF	Remaining Bond Authority as of May 31, 2023 (includes Unfunded Approvals)
New Construction	\$2,900.0	\$0.0			\$0.0				\$0.0
Modernization	2,100.0	0.0			0.0				0.0
Hardship	1,000.0	0.0			0.0				0.0
Class Size Reduction	700.0	0.0			0.0				0.0
<b>SUBTOTAL</b>	<b>\$6,700.0</b>	<b>\$0.0</b>	<b>\$0.0</b>	<b>\$0.0</b>	<b>\$0.0</b> <sup>A</sup>	<b>\$0.0</b>	<b>\$0.0</b>	<b>\$0.0</b>	<b>\$0.0</b>
<b>TOTAL PAGE 2</b>	<b>\$18,100.0</b>	<b>\$7.1</b>	<b>\$0.0</b>	<b>\$0.0</b>	<b>\$7.1</b>	<b>-\$5.1</b>	<b>-\$0.5</b>	<b>\$0.0</b>	<b>\$1.5</b>
<b>TOTAL FROM PAGE 1</b>	<b>\$29,115.5</b>	<b>\$4,488.8</b>	<b>-\$177.3</b>	<b>\$0.0</b>	<b>\$4,311.5</b>	<b>-\$364.7</b>	<b>-\$56.5</b>	<b>\$0.0</b>	<b>\$3,890.3</b>
<b>GRAND TOTAL</b>	<b>\$47,215.5</b>	<b>\$4,495.9</b>	<b>-\$177.3</b>	<b>\$0.0</b>	<b>\$4,318.6</b>	<b>-\$369.8</b>	<b>-\$57.0</b>	<b>\$0.0</b>	<b>\$3,891.8</b>

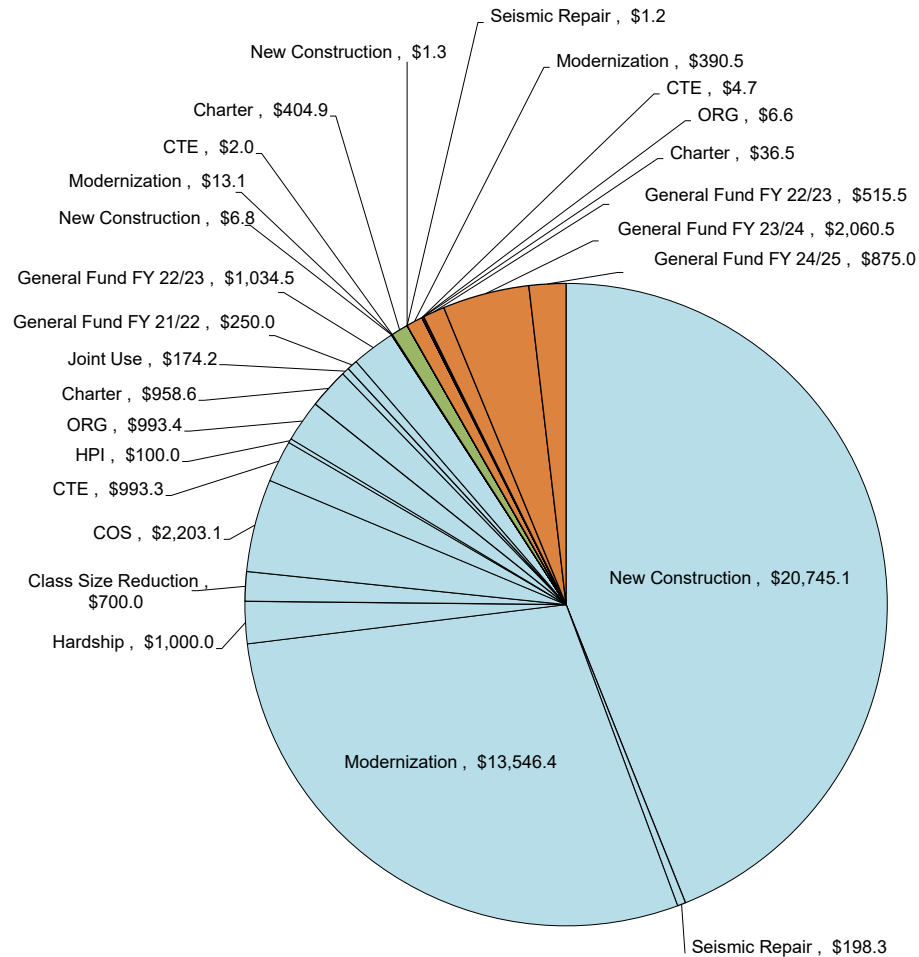
**California Preschool, Transitional and Full-Day Kindergarten Facilities Grant Program**

Program	Appropriation	Remaining Authority as of April 26, 2023	Estimated Approvals for May 31, 2023	Miscellaneous Adjustments for May 31, 2023	Remaining Authority as of May 31, 2023
Chapter 32, Statutes of 2018 (AB 1808) - Full-Day Kindergarten (FY 18/19)	\$100.0	\$0.0			\$0.0
AB 130 California Preschool, Transitional and Full-Day Kindergarten FY 21-22	\$490.0	\$263.2			\$263.2
AB 181 California Preschool, Transitional and Full-Day Kindergarten FY 22-23	\$100.0	\$99.2			\$99.2
AB 181 California Preschool, Transitional and Full-Day Kindergarten FY 23-24	\$550.0	\$550.0			\$550.0
<b>TOTAL</b>	<b>\$1,240.0</b>	<b>\$912.4</b>	<b>\$0.0</b>	<b>\$0.0</b>	<b>\$912.4</b>

A. Balance of Bonding Authority Excludes Unfunded Approvals.

B.Total authority is not available at this time due to outstanding accounts receivable of \$483,672 for Charter in Proposition 47.

**AB 181, Proposition 51, 1D, 55, 47, and 1A  
Bond Authority - \$47.216 billion  
(in millions of dollars)**

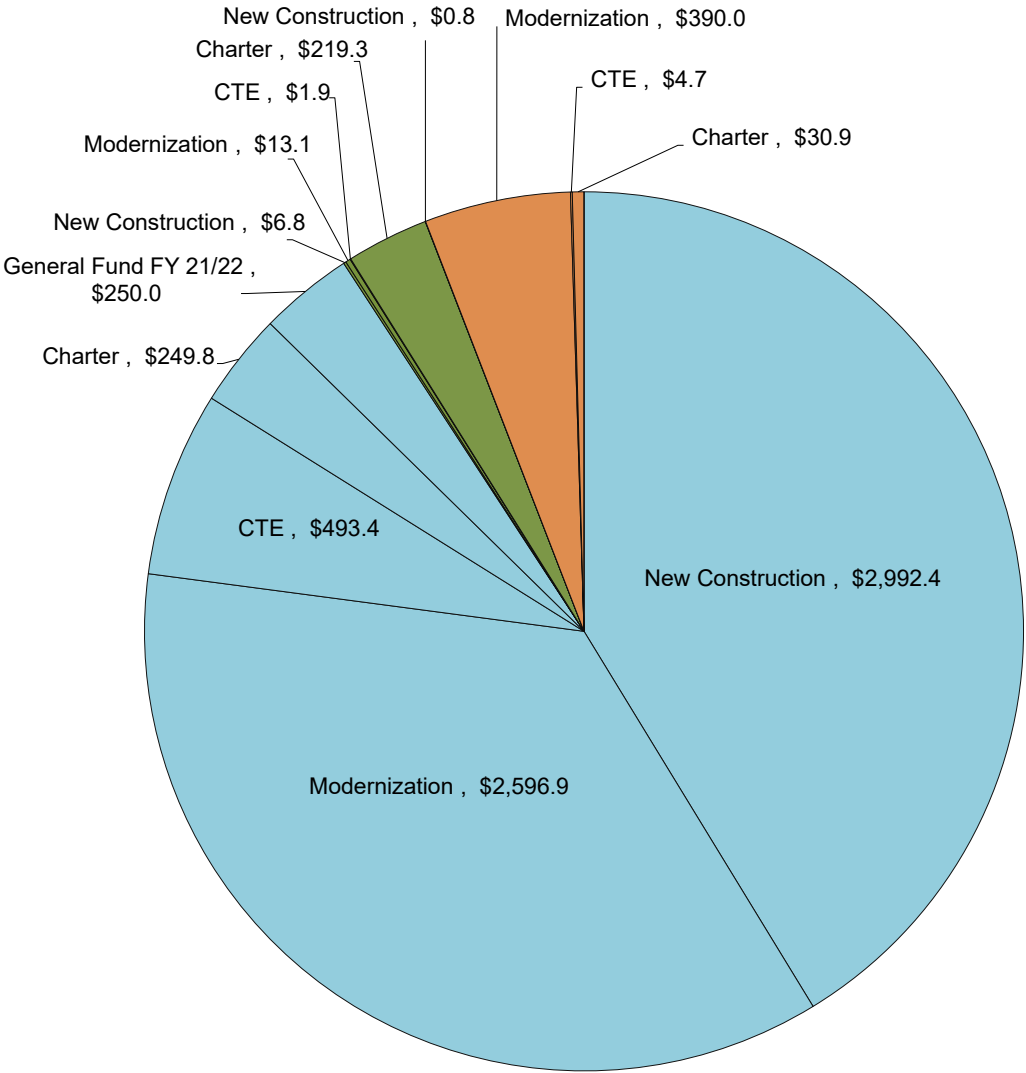


AB 181, Proposition 51, 1D, 55, 47, and 1A Totals		
New Construction*	\$	20,745.1
Seismic Repair	\$	198.3
Modernization	\$	13,546.4
Hardship	\$	1,000.0
Class Size Reduction	\$	700.0
COS	\$	2,203.1
CTE	\$	993.3
HPI	\$	100.0
ORG	\$	993.4
Charter	\$	958.6
Joint Use	\$	174.2
General Fund FY 21/22	\$	250.0
General Fund FY 22/23	\$	1,034.5
General Fund FY 23/24	\$	-
General Fund FY 24/25	\$	-
<b>Apportioned</b>	<b>\$</b>	<b>42,896.9</b>
		<b>90.9%</b>
New Construction	\$	6.8
Seismic Repair	\$	-
Modernization	\$	13.1
Hardship	\$	-
Class Size Reduction	\$	-
COS	\$	-
CTE	\$	2.0
HPI	\$	-
ORG	\$	-
Charter	\$	404.9
Joint Use	\$	-
General Fund FY 21/22	\$	-
General Fund FY 22/23	\$	-
General Fund FY 23/24	\$	-
General Fund FY 24/25	\$	-
<b>Unfunded Approvals</b>	<b>\$</b>	<b>426.8</b>
		<b>0.9%</b>
New Construction	\$	1.3
Seismic Repair	\$	1.2
Modernization	\$	390.5
Hardship	\$	-
Class Size Reduction	\$	-
COS	\$	-
CTE	\$	4.7
HPI	\$	-
ORG	\$	6.6
Charter	\$	36.5
Joint Use	\$	-
General Fund FY 21/22	\$	-
General Fund FY 22/23	\$	515.5
General Fund FY 23/24	\$	2,060.5
General Fund FY 24/25	\$	875.0
<b>Remaining Bond Authority</b>	<b>\$</b>	<b>3,891.8</b>
		<b>8.2%</b>
<b>Grand Total</b>	<b>\$</b>	<b>47,216</b>
		<b>100.0%</b>

\*Includes Energy Efficiency, Small High Schools, Seismic Repair, and the transfer of Critically Overcrowded School Facilities Program Funds to New Construction (\$700 million and \$68.1 million from Prop. 47; \$268.8 million, \$318.3 million, \$225 million, \$211.7 million, \$145 million, and \$30.4 million from Prop. 55). Also, Prop 55 includes \$5.8 million from the Lease Purchase Program on October 6, 2010.

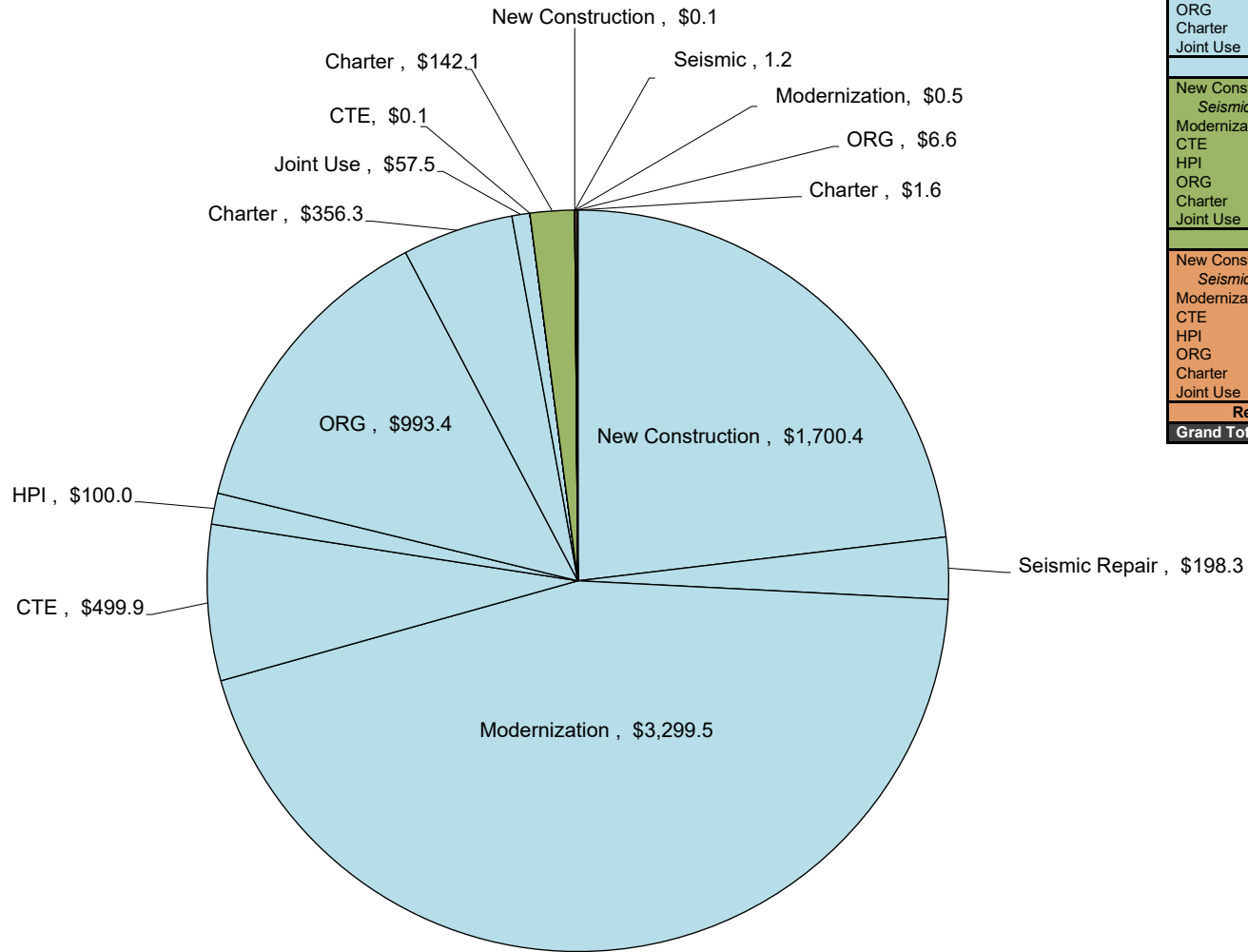
# Proposition 51 Bond Authority - \$7.250 billion

(in millions of dollars)



Proposition 51 Totals		
New Construction	\$ 2,992.4	
Modernization	\$ 2,596.9	
CTE	\$ 493.4	
Charter	\$ 249.8	
General Fund FY 21/22	\$ 250.0	
<b>Apportioned</b>	<b>\$ 6,582.5</b>	<b>90.8%</b>
New Construction	\$ 6.8	
Modernization	\$ 13.1	
CTE	\$ 1.9	
Charter	\$ 219.3	
General Fund FY 21/22	\$ -	
<b>Unfunded Approvals</b>	<b>\$ 241.1</b>	<b>3.3%</b>
New Construction	\$ 0.8	
Modernization	\$ 390.0	
CTE	\$ 4.7	
Charter	\$ 30.9	
General Fund FY 21/22	\$ -	
<b>Remaining Bond Authority</b>	<b>\$ 426.4</b>	<b>5.9%</b>
<b>Grand Total</b>	<b>\$ 7,250</b>	<b>100.0%</b>

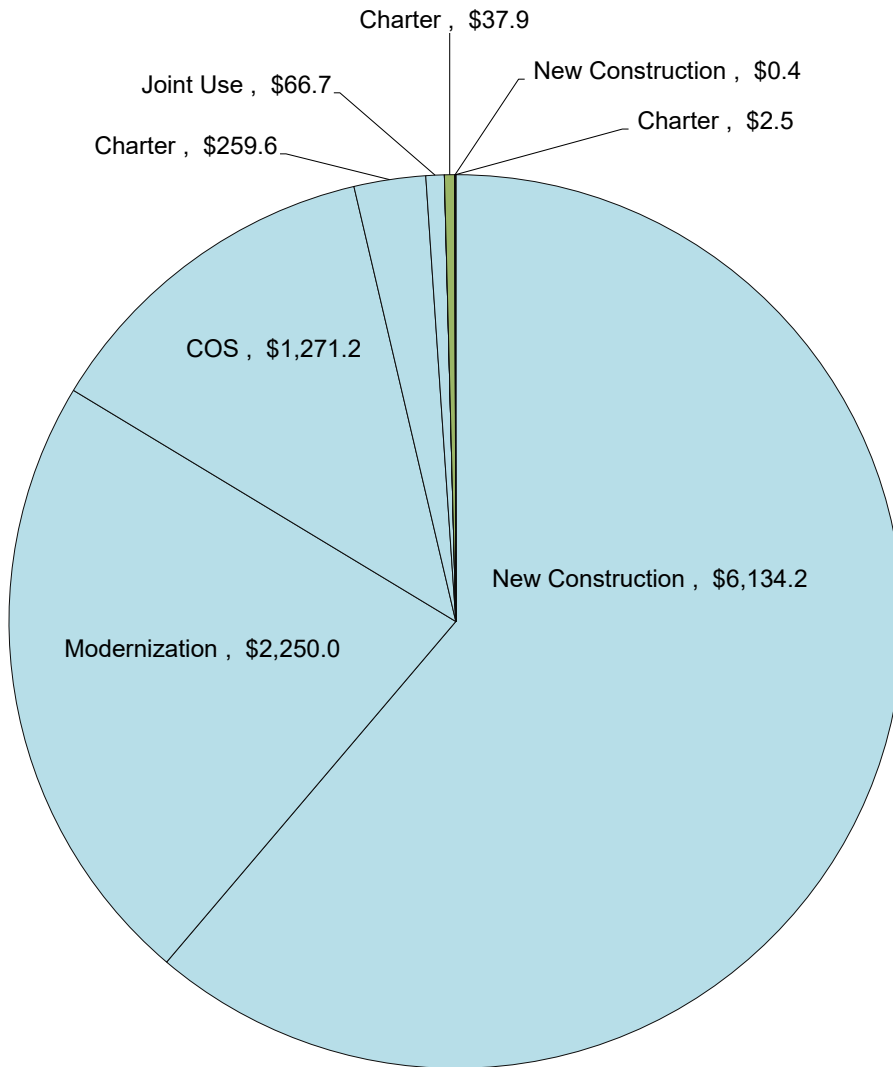
# Proposition 1D Bond Authority - \$7.358 billion (in millions of dollars)



Proposition 1D Totals		
New Construction	\$ 1,700.4	
<i>Seismic Repair</i>	\$ 198.3	
Modernization	\$ 3,299.5	
CTE	\$ 499.9	
HPI	\$ 100.0	
ORG	\$ 993.4	
Charter	\$ 356.3	
Joint Use	\$ 57.5	
<b>Apportioned</b>	<b>\$ 7,205.3</b>	<b>97.9%</b>
New Construction	\$ -	
<i>Seismic Repair</i>	\$ -	
Modernization	\$ -	
CTE	\$ 0.1	
HPI	\$ -	
ORG	\$ -	
Charter	\$ 142.1	
Joint Use	\$ -	
<b>Unfunded Approvals</b>	<b>\$ 142.2</b>	<b>1.9%</b>
New Construction	\$ 0.1	
<i>Seismic Repair</i>	\$ 1.2	
Modernization	\$ 0.5	
CTE	\$ -	
HPI	\$ -	
ORG	\$ 6.6	
Charter	\$ 1.6	
Joint Use	\$ -	
<b>Remaining Bond Authority</b>	<b>\$ 10.0</b>	<b>0.1%</b>
<b>Grand Total</b>	<b>\$ 7,358</b>	<b>100.0%</b>

# Proposition 55 Bond Authority - \$10.023 billion

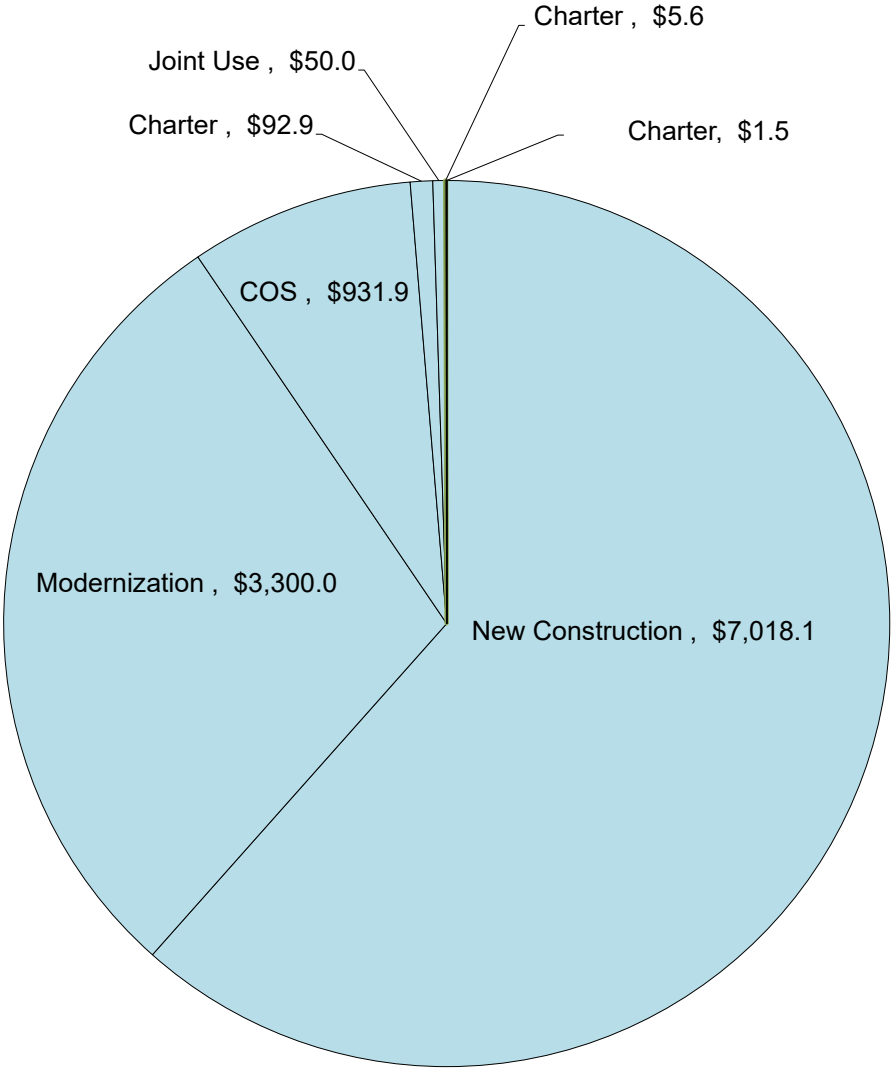
(in millions of dollars)



Proposition 55 Totals		
New Construction	\$ 6,134.2	
Modernization	\$ 2,250.0	
COS	\$ 1,271.2	
Charter	\$ 259.6	
Joint Use	\$ 66.7	
<b>Apportioned</b>	<b>\$ 9,981.7</b>	<b>99.6%</b>
New Construction	\$ -	
Modernization	\$ -	
COS	\$ -	
Charter	\$ 37.9	
Joint Use	\$ -	
<b>Unfunded Approvals</b>	<b>\$ 37.9</b>	<b>0.4%</b>
New Construction	\$ 0.4	
Modernization	\$ -	
COS	\$ -	
Charter	\$ 2.5	
Joint Use	\$ -	
<b>Remaining Bond Authority</b>	<b>\$ 2.9</b>	<b>0.0%</b>
<b>Grand Total</b>	<b>\$ 10,023</b>	<b>100.0%</b>

# Proposition 47 Bond Authority - \$11.400 billion

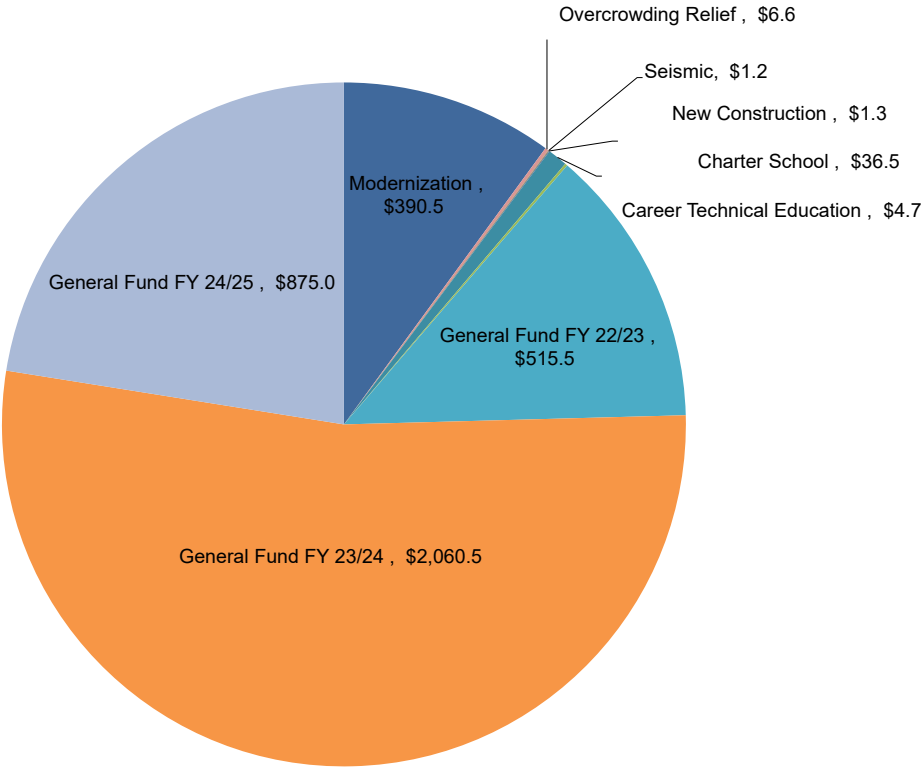
(in millions of dollars )



Proposition 47 Totals		
New Construction	\$ 7,018.1	
Modernization	\$ 3,300.0	
COS	\$ 931.9	
Charter	\$ 92.9	
Joint Use	\$ 50.0	
<b>Apportioned</b>	<b>\$ 11,392.9</b>	<b>99.9%</b>
New Construction	\$ -	
Modernization	\$ -	
COS	\$ -	
Charter	\$ 5.6	
Joint Use	\$ -	
<b>Unfunded Approvals</b>	<b>\$ 5.6</b>	<b>0.0%</b>
New Construction	\$ -	
Modernization	\$ -	
COS	\$ -	
Charter	\$ 1.5	
Joint Use	\$ -	
<b>Remaining Bond Authority</b>	<b>\$ 1.5</b>	<b>0.0%</b>
<b>Grand Total</b>	<b>\$ 11,400</b>	<b>100.0%</b>

# Remaining Bond Authority - \$3,891.8 million

(by program, in millions)  
As of May 31, 2023 SAB

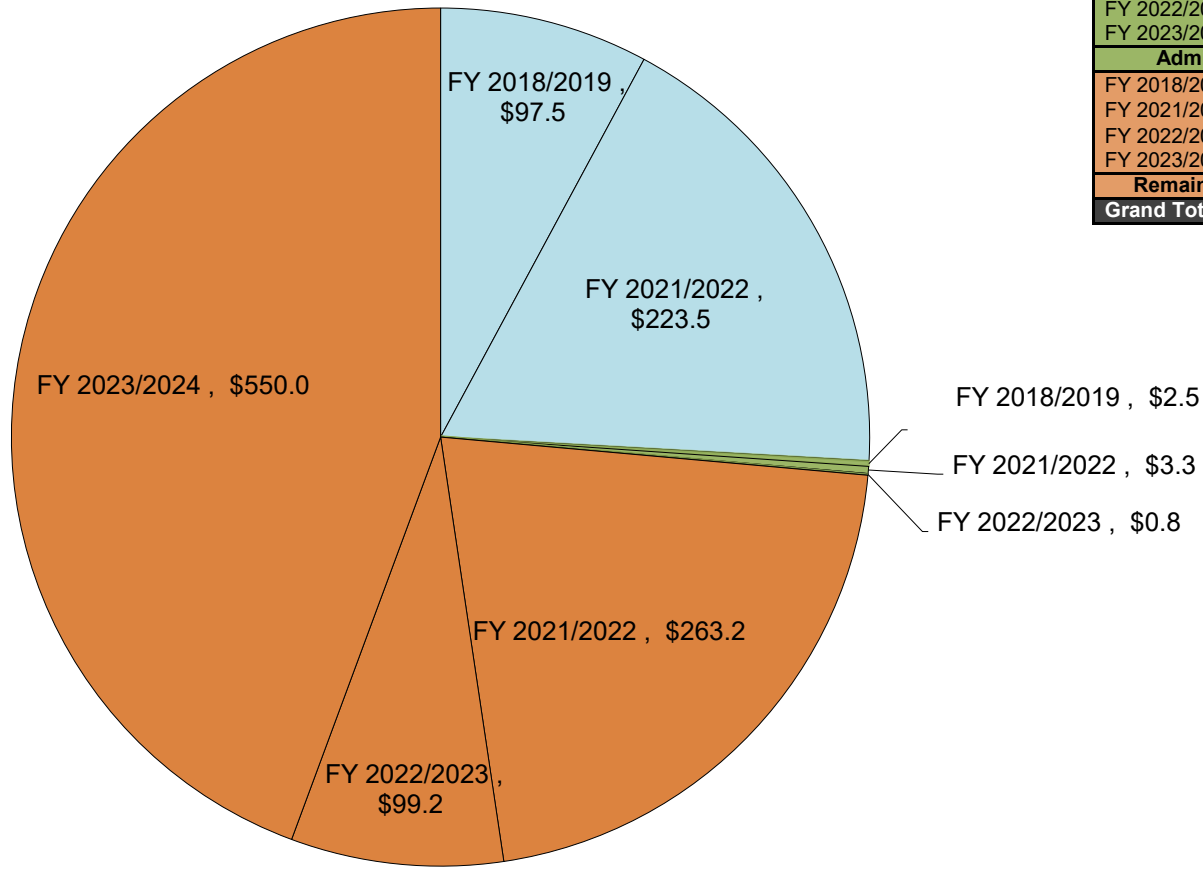


Remaining Bond Authority (in millions)	
Modernization	\$ 390.5
Overcrowding Relief	\$ 6.6
Seismic Repair	\$ 1.2
New Construction	\$ 1.3
Charter School	\$ 36.5
High Performance Schools	\$ -
Critically Overcrowded Schools	\$ -
Hardship	\$ -
Career Technical Education	\$ 4.7
General Fund FY 21/22	\$ -
General Fund FY 22/23	\$ 515.5
General Fund FY 23/24	\$ 2,060.5
General Fund FY 24/25	\$ 875.0
<b>Grand Total</b>	<b>\$ 3,891.8</b>



# California Preschool, Transitional and Full-Day Kindergarten Facilities Grant Program - \$1,240 million

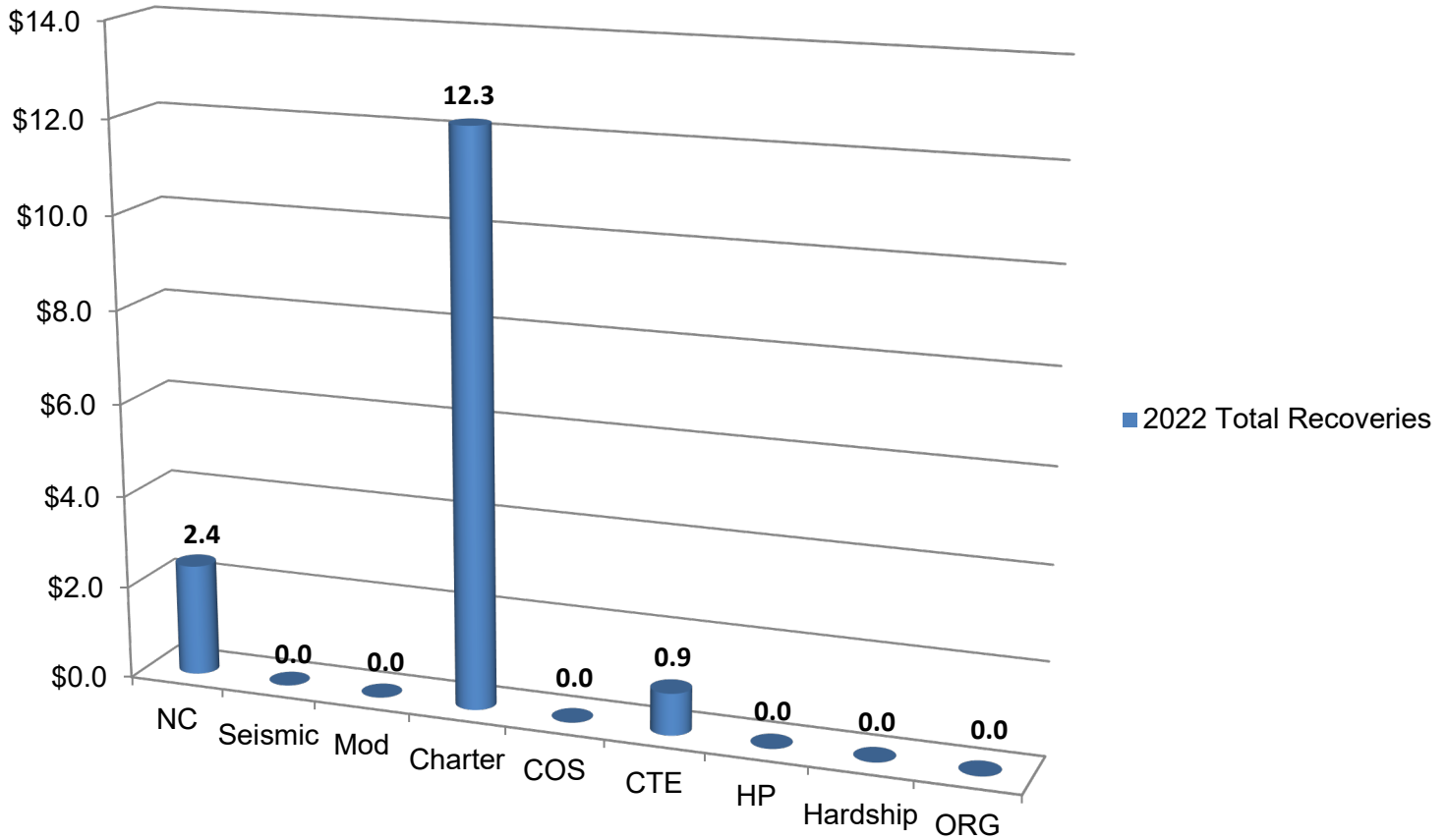
(in millions of dollars )



California Preschool, Transitional and Full-Day Kindergarten Facilities Grant Program Totals		
FY 2018/2019	\$ 97.5	
FY 2021/2022	\$ 223.5	
FY 2022/2023	\$ -	
FY 2023/2024	\$ -	
<b>Apportioned</b>	<b>\$ 321.0</b>	<b>25.9%</b>
FY 2018/2019	\$ 2.5	
FY 2021/2022	\$ 3.3	
FY 2022/2023	\$ 0.8	
FY 2023/2024	\$ -	
<b>Administrative Costs</b>	<b>\$ 6.6</b>	<b>0.5%</b>
FY 2018/2019	\$ -	
FY 2021/2022	\$ 263.2	
FY 2022/2023	\$ 99.2	
FY 2023/2024	\$ 550.0	
<b>Remaining Authority</b>	<b>\$ 912.4</b>	<b>73.6%</b>
<b>Grand Total</b>	<b>\$ 1,240</b>	<b>100.0%</b>

## Fund Recoveries\* – 2022

(Totals represented in millions of dollars)



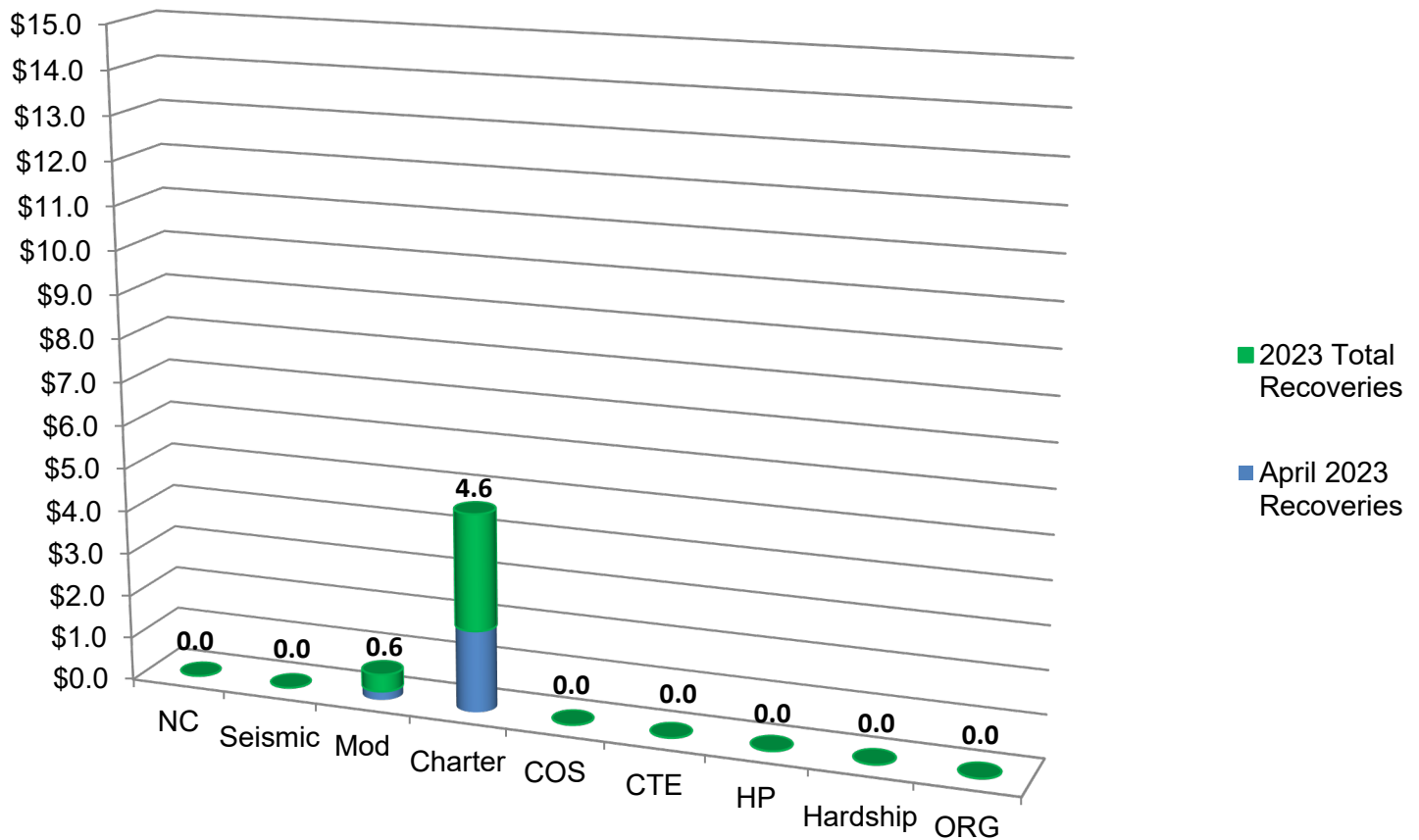
	2022 Totals**
NC	\$2,368,808
<i>Seismic</i>	\$0
Modernization	\$0
Charter	\$12,250,413
COS	\$0
CTE	\$867,647
HP	\$0
Hardship	\$0
ORG	\$0
<b>Total</b>	<b>\$15,486,868</b>

\*Includes bond proceeds returned (authority may not be available) to the program through reductions to cost incurred, close-outs, loan repayments, rescissions, and special education local plan area transfers.

\*\* 2022 Totals does not reflect any reallocation of authority. For current availability of bond authority, see Status of Funds.

# Fund Recoveries\* – as of April 26, 2023 SAB

(Totals represented in millions of dollars)



April 2023	1A	47	55	1D	51	Totals	2023 Totals**
NC	\$0	\$0	\$0	\$0	\$0	\$0	\$48,436
Seismic	\$0	\$0	\$0	\$48,279	\$0	\$48,279	\$48,279
Modernization	\$0	\$0	\$0	\$0	\$162,043	\$162,043	\$564,872
Charter	\$0	\$594,661	\$698,061	\$583,878	\$8,955	\$1,885,554	\$4,610,911
COS	\$0	\$0	\$0	\$0	\$0	\$0	\$0
CTE	\$0	\$0	\$0	\$0	\$0	\$0	\$0
HP	\$0	\$0	\$0	\$0	\$0	\$0	\$0
Hardship	\$0	\$0	\$0	\$0	\$0	\$0	\$0
ORG	\$0	\$0	\$0	\$0	\$0	\$0	\$0
<b>Total</b>						<b>\$2,095,876</b>	<b>\$5,272,498</b>

\*Includes bond proceeds returned (authority may not be available) to the program through reductions to cost incurred, close-outs, loan repayments, rescissions, and special education local plan area transfers.

\*\* 2023 Totals does not reflect any reallocation of authority. For current availability of bond authority, see Status of Funds.

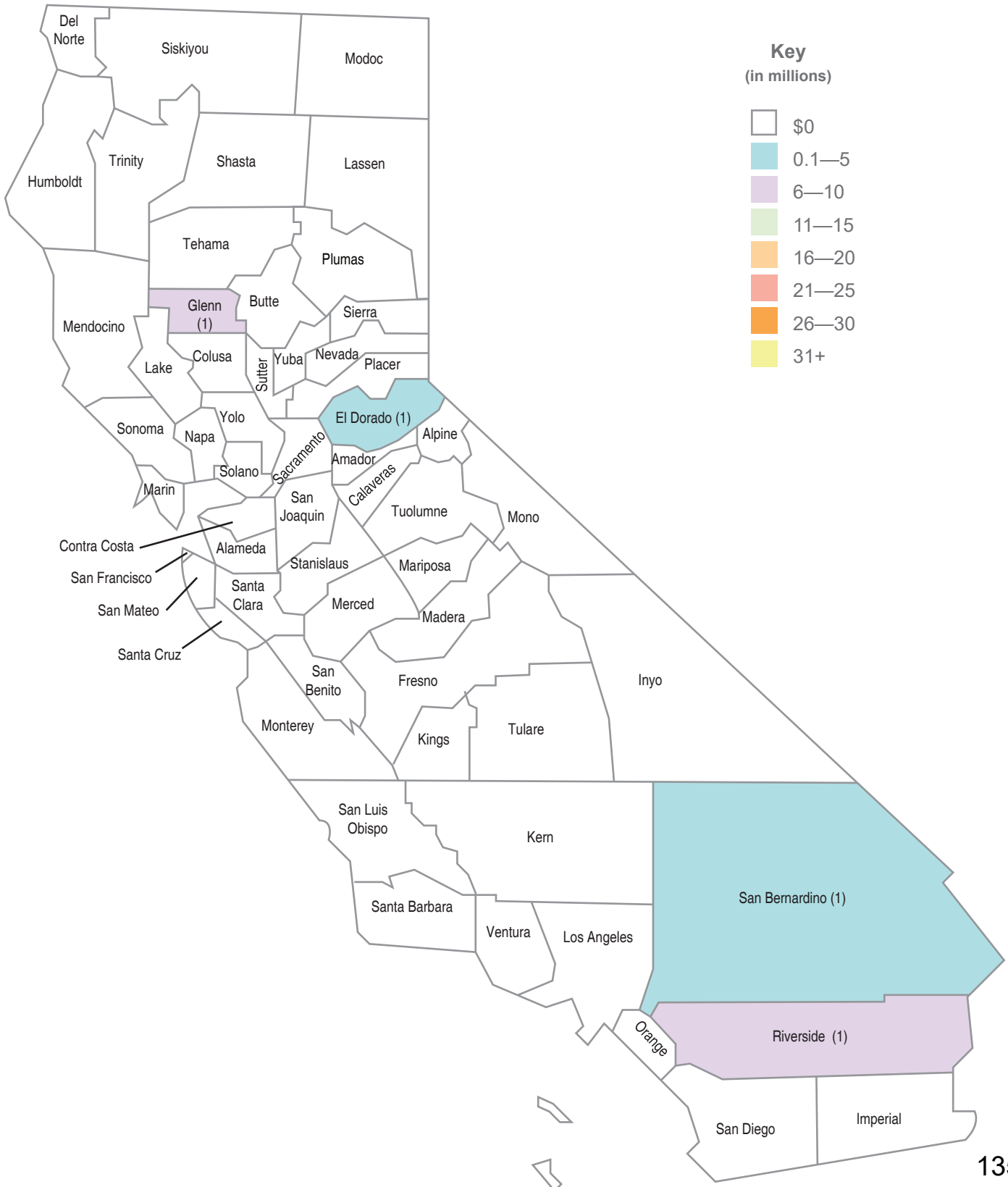
## School Facility Program Proposition 51 Apportionments by County

The graphic below displays the amount Apportioned (\$6.7 billion) for 2,170 School Facility Program projects from 451 school districts as of April 30, 2023. The data includes only bond authority provided by Proposition 51 approved by voters in November 2016.



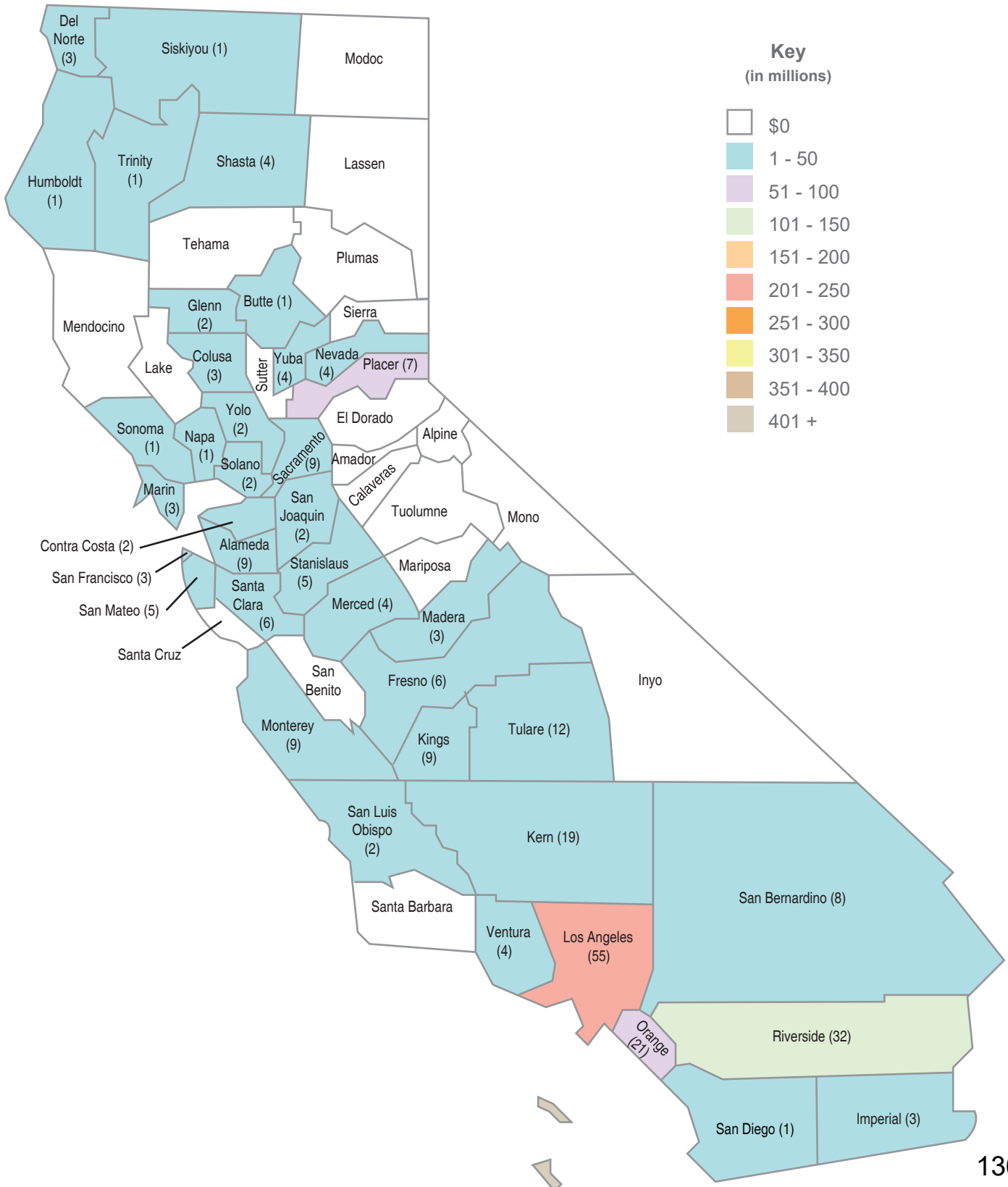
## School Facility Program Proposition 51 Unfunded Approvals by County

The graphic below displays the amount of Unfunded Approvals (\$19.6 million) for 4 School Facility Program projects from 4 school districts as of April 30, 2023. The data includes only bond authority provided by Proposition 51 approved by voters in November 2016.



## School Facility Program Proposition 51 Current Workload by County

The graphic below displays the Office of Public School Construction's Workload List for New Construction and Modernization (\$866.4 million) for 266 School Facility Program projects from 123 school districts as of April 30, 2023. The projects are anticipated to be allocated from bond authority provided by Proposition 51 approved by voters in November 2016.



**Proposition 51 Distribution  
As of 4/30/2023**

County	Apportioned		Unfunded		Workload List	
	Project Count	Dollar Amount	Project Count	Dollar Amount	Project Count	Dollar Amount
Alameda	70	\$ 283,468,431.99	0	\$ -	9	\$ 42,354,472.60
Alpine	0	\$ -	0	\$ -	0	\$ -
Amador	2	\$ 5,892,241.00	0	\$ -	0	\$ -
Butte	35	\$ 71,788,790.20	0	\$ -	1	\$ 271,613.00
Calaveras	0	\$ -	0	\$ -	0	\$ -
Colusa	5	\$ 10,522,245.33	0	\$ -	3	\$ 3,739,087.00
Contra Costa	64	\$ 145,861,126.45	0	\$ -	2	\$ 3,373,134.00
Del Norte	10	\$ 4,388,966.60	0	\$ -	3	\$ 7,435,447.00
El Dorado	14	\$ 24,108,987.00	1	\$ 1,522,341.00	0	\$ -
Fresno	123	\$ 353,254,502.85	0	\$ -	6	\$ 2,036,267.00
Glenn	13	\$ 22,115,557.00	1	\$ 6,685,657.00	2	\$ 2,292,582.80
Humboldt	23	\$ 46,530,392.93	0	\$ -	1	\$ 2,151,390.00
Imperial	25	\$ 89,231,725.14	0	\$ -	3	\$ 22,269,273.00
Inyo	0	\$ -	0	\$ -	0	\$ -
Kern	66	\$ 272,159,301.81	0	\$ -	19	\$ 41,780,520.75
Kings	26	\$ 55,126,018.37	0	\$ -	9	\$ 18,155,569.40
Lake	11	\$ 15,388,737.00	0	\$ -	0	\$ -
Lassen	1	\$ 38,056.00	0	\$ -	0	\$ -
Los Angeles	396	\$ 1,128,278,700.77	0	\$ -	55	\$ 234,310,019.20
Madera	6	\$ 71,414,798.50	0	\$ -	3	\$ 5,253,309.20
Marin	27	\$ 43,910,974.00	0	\$ -	3	\$ 3,174,514.60
Mariposa	0	\$ -	0	\$ -	0	\$ -
Mendocino	9	\$ 8,660,129.63	0	\$ -	0	\$ -
Merced	45	\$ 94,751,227.56	0	\$ -	4	\$ 4,557,631.00
Modoc	0	\$ -	0	\$ -	0	\$ -
Mono	0	\$ -	0	\$ -	0	\$ -
Monterey	36	\$ 90,173,952.74	0	\$ -	9	\$ 8,399,541.40
Napa	9	\$ 25,723,202.78	0	\$ -	1	\$ 4,042,028.00
Nevada	4	\$ 7,775,511.00	0	\$ -	3	\$ 6,168,908.60
Orange	202	\$ 819,186,811.02	0	\$ -	21	\$ 59,014,950.60
Placer	35	\$ 171,897,198.31	0	\$ -	7	\$ 63,730,397.80
Plumas	2	\$ 2,651,823.00	0	\$ -	0	\$ -
Riverside	106	\$ 484,688,310.19	1	\$ 7,984,151.67	32	\$ 143,368,276.80
Sacramento	87	\$ 265,579,219.96	0	\$ -	9	\$ 40,202,230.00
San Benito	13	\$ 45,251,691.57	0	\$ -	0	\$ -
San Bernardino	98	\$ 276,093,872.95	1	\$ 3,414,190.00	8	\$ 31,955,553.00
San Diego	107	\$ 424,437,643.52	0	\$ -	1	\$ 3,018,181.00
San Francisco	19	\$ 73,551,159.11	0	\$ -	3	\$ 19,373,311.60
San Joaquin	41	\$ 157,617,564.25	0	\$ -	2	\$ 5,355,854.20
San Luis Obispo	21	\$ 52,806,983.32	0	\$ -	2	\$ 4,625,336.00
San Mateo	35	\$ 96,730,135.77	0	\$ -	3	\$ 4,319,245.20
Santa Barbara	42	\$ 109,417,353.21	0	\$ -	0	\$ -
Santa Clara	50	\$ 93,004,207.41	0	\$ -	6	\$ 15,531,296.80
Santa Cruz	16	\$ 23,253,099.00	0	\$ -	0	\$ -
Shasta	6	\$ 7,366,411.00	0	\$ -	4	\$ 1,790,056.75
Sierra	0	\$ -	0	\$ -	0	\$ -
Siskiyou	12	\$ 31,236,288.50	0	\$ -	1	\$ 2,036,393.00
Solano	25	\$ 57,690,418.00	0	\$ -	2	\$ 2,882,437.00
Sonoma	22	\$ 28,730,101.15	0	\$ -	1	\$ 264,042.00
Stanislaus	28	\$ 37,746,689.45	0	\$ -	5	\$ 6,425,627.05
Sutter	5	\$ 6,965,413.00	0	\$ -	0	\$ -
Tehama	13	\$ 25,212,542.29	0	\$ -	0	\$ -
Trinity	11	\$ 89,165,825.19	0	\$ -	1	\$ 734,550.00
Tulare	92	\$ 273,186,915.25	0	\$ -	12	\$ 30,166,946.35
Tuolumne	3	\$ 6,366,544.00	0	\$ -	0	\$ -
Ventura	33	\$ 101,610,873.00	0	\$ -	4	\$ 10,996,214.60
Yolo	10	\$ 19,287,572.00	0	\$ -	2	\$ 2,668,315.20
Yuba	16	\$ 6,519,501.34	0	\$ -	4	\$ 6,143,873.00
<b>Total</b>	<b>2,170</b>	<b>\$ 6,657,815,743.41</b>	<b>4</b>	<b>\$ 19,606,339.67</b>	<b>266</b>	<b>\$ 866,368,396.50</b>

**School Facility Program Bond Authority from  
Proposition 51 and General Fund**

(in millions of dollars, as of April 30, 2023)

**New Construction**

**Legend**

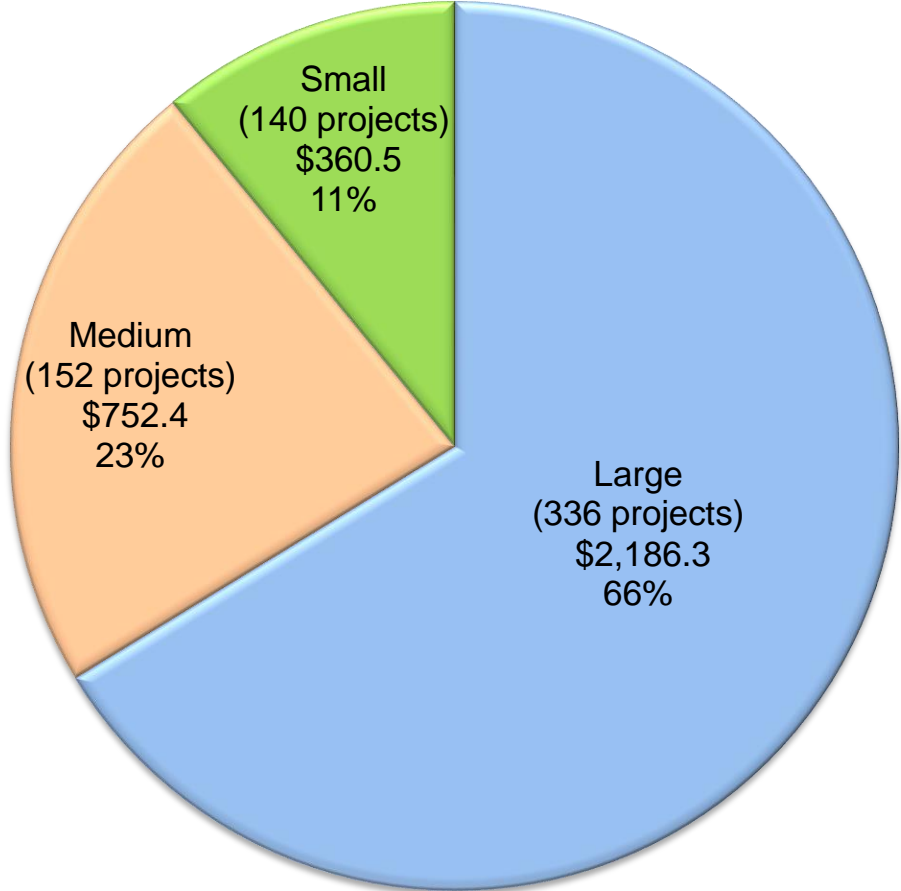
Small School Districts – ADA < 2,500 pupils

Medium School Districts – ADA > 2,500 pupils < 10,000 pupils

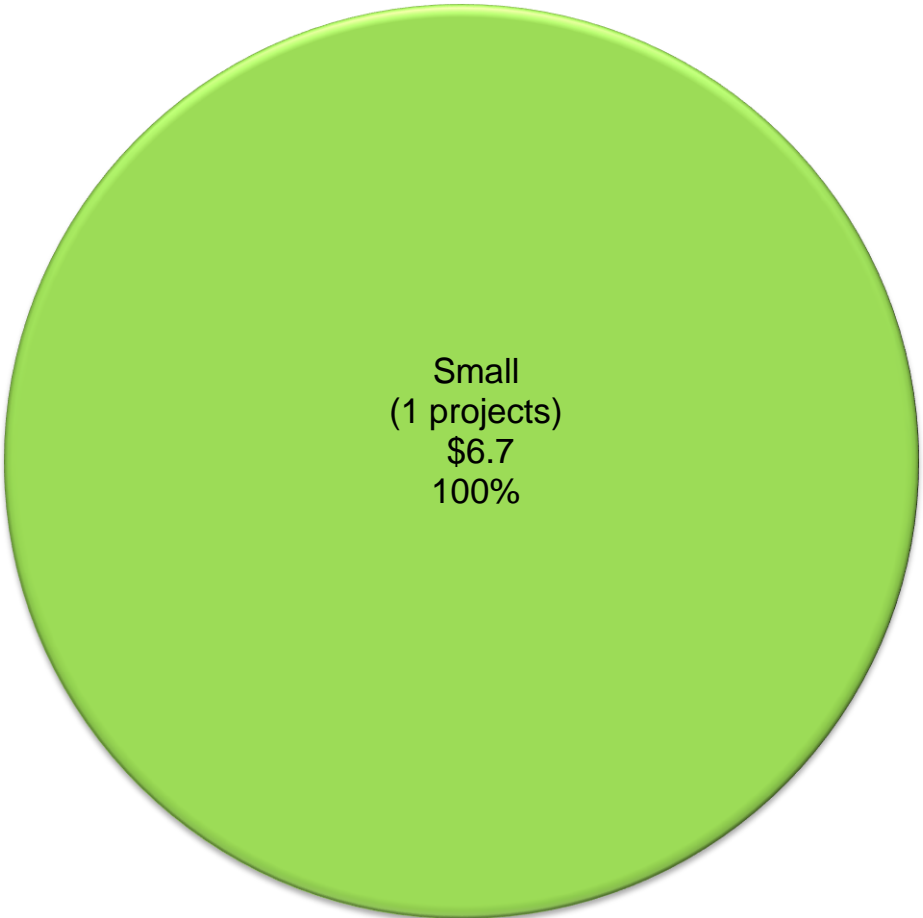
Large School Districts – ADA > 10,000 pupils

District Size (based on 2022/23 Enrollment)  
 (# of projects)  
 (in millions)

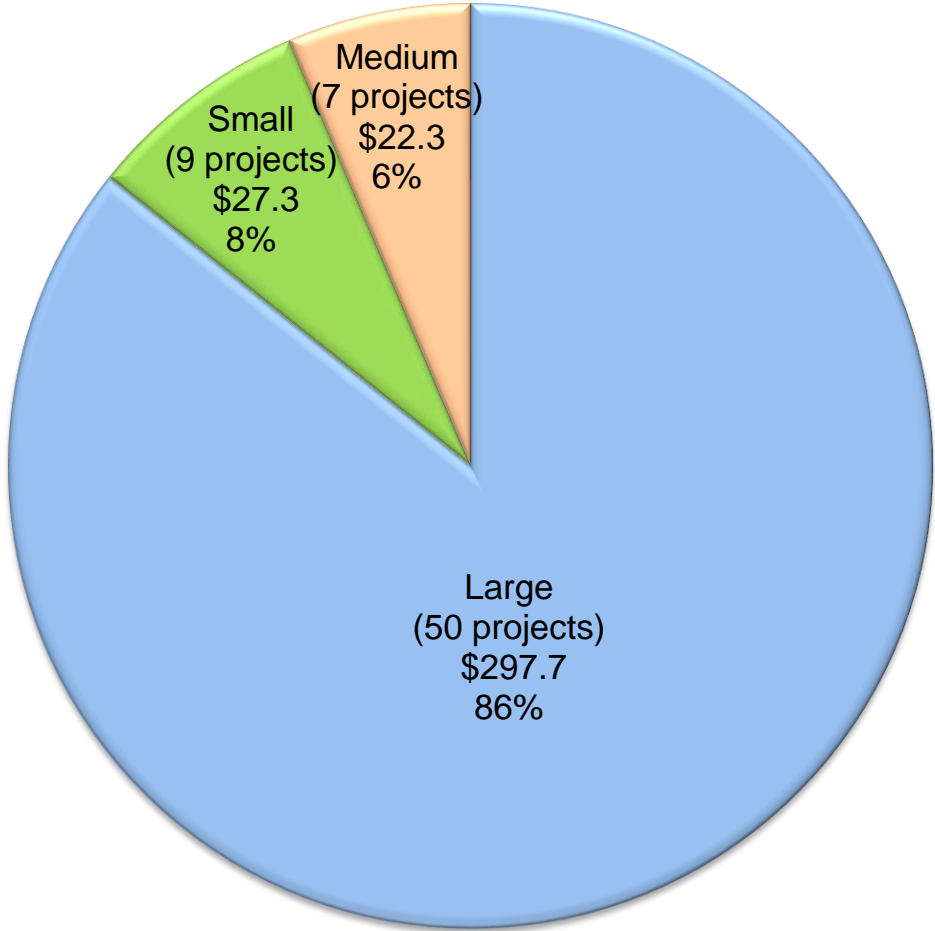
**APPORTIONED**



**UNFUNDED**



**CURRENT WORKLOAD**





# School Facility Program Bond Authority from Proposition 51 and General Fund

(in millions of dollars, as of April 30, 2023)

## Modernization

### Legend

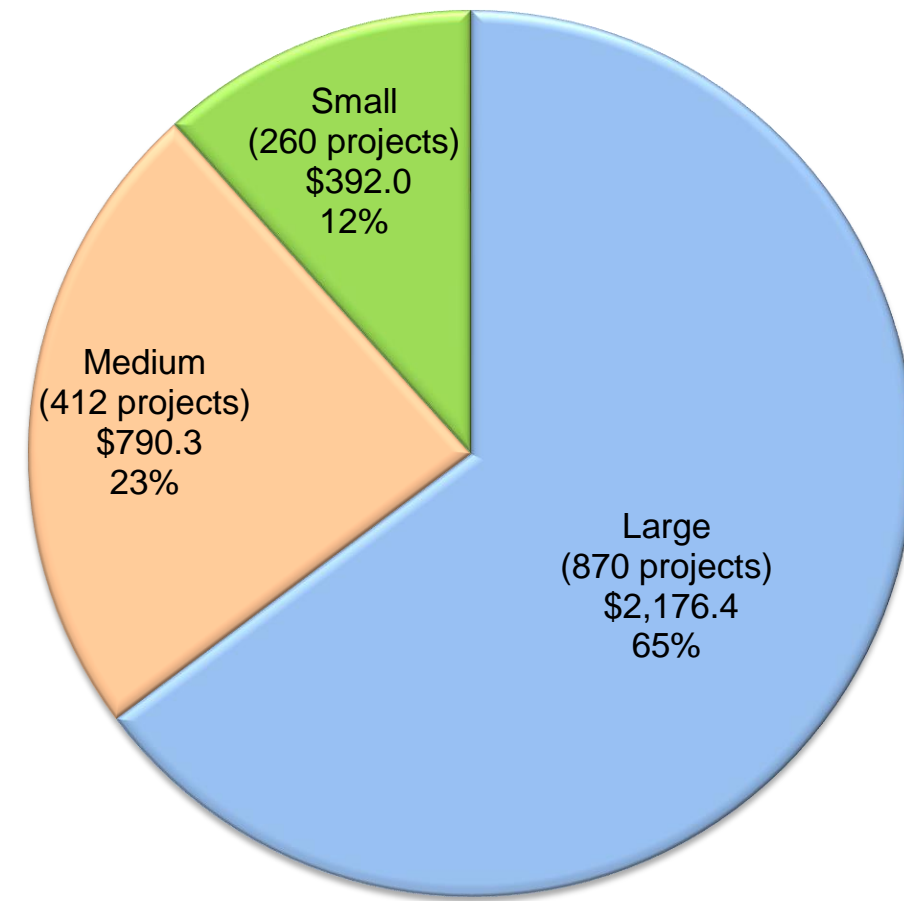
Small School Districts – ADA < 2,500 pupils

Medium School Districts – ADA > 2,500 pupils < 10,000 pupils

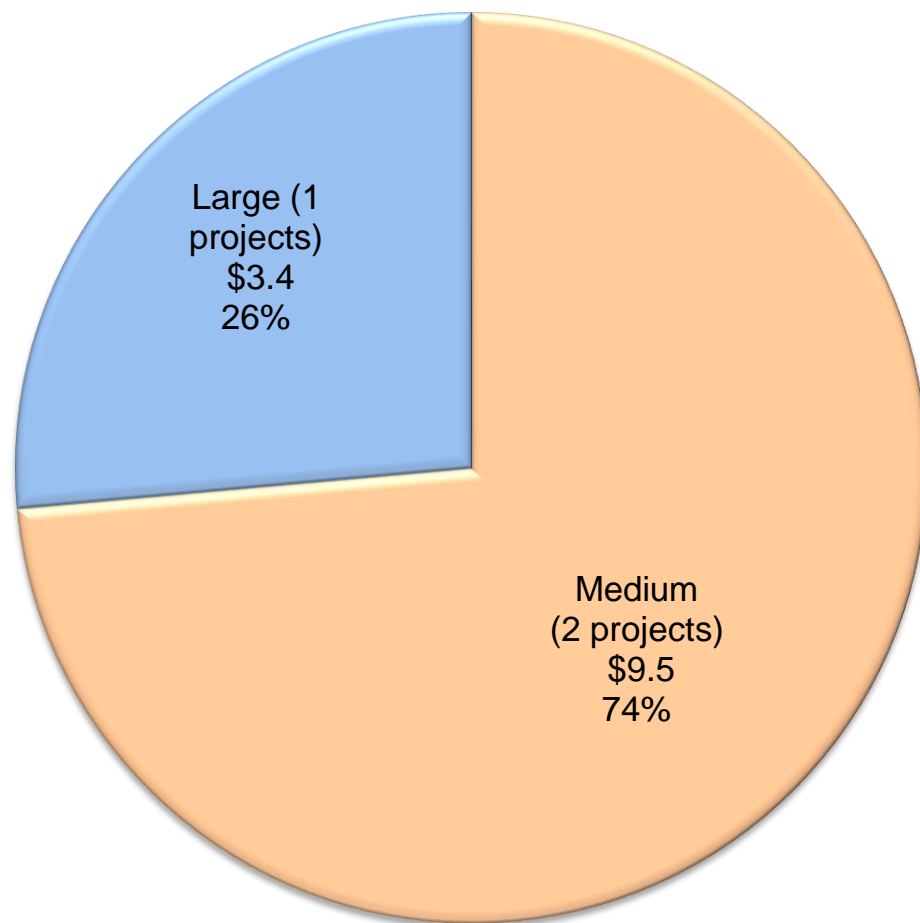
Large School Districts – ADA > 10,000 pupils

District Size (based on 2022/23 Enrollment)  
 (# of projects)  
 (in millions)

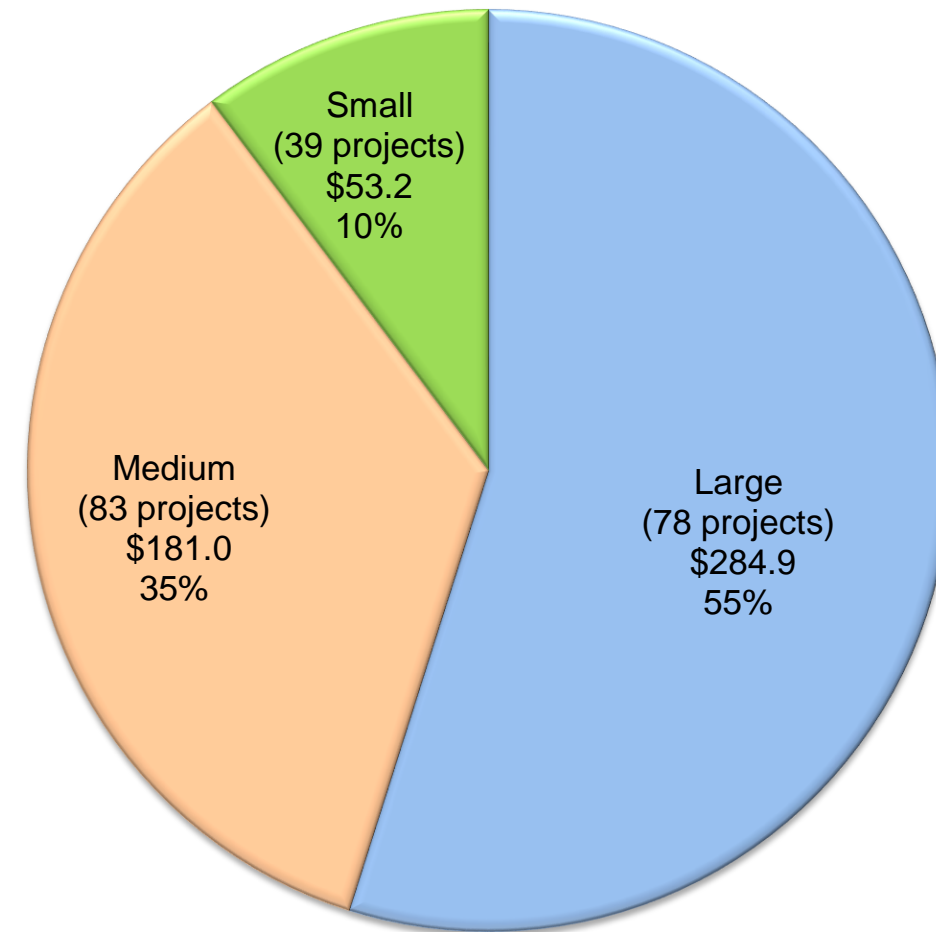
### APPORTIONED



### UNFUNDED



### CURRENT WORKLOAD



## Unique School Districts (USD) Receiving Proposition 51 and General Fund Funds (As of April 30, 2023)

### New Construction

2022/23 Enrollment	School Districts Statewide		
	#	%	Enrollment
<b>Small – ADA &lt; 2,500 pupils</b>	581	57%	412,361
<b>Medium – ADA &gt; 2,500 pupils &lt; 10,000 pupils</b>	275	27%	1,435,750
<b>Large – ADA &gt; 10,000 pupils</b>	162	16%	4,004,433
	1,018	100%	5,852,544

Apportioned					
# of USD	Enrollment	\$ Amount	By Size*	Size vs. All**	Students***
75	74,541	\$ 360,507,923	30.9%	7.4%	1.3%
81	435,051	\$ 752,380,551	33.3%	8.0%	7.4%
87	2,500,831	\$ 2,186,277,347	35.8%	8.5%	42.7%
243	3,010,423	\$ 3,299,165,821	100.0%	23.9%	51.4%

Unfunded					
# of USD	Enrollment	\$ Amount	By Size*	Size vs. All**	Students***
1	199	\$ 6,685,657	100.0%	0.1%	0.0%
0	0	\$ -	0.0%	0.0%	0.0%
0	0	\$ -	0.0%	0.0%	0.0%
1	199	\$ 6,685,657	100.0%	0.1%	0.0%

Workload					
# of USD	Enrollment	\$ Amount	By Size*	Size vs. All**	Students***
9	6,582	\$ 27,328,725	20.0%	0.9%	0.1%
7	42,347	\$ 22,296,517	15.6%	0.7%	0.7%
29	1,349,717	\$ 297,706,043	64.4%	2.8%	23.1%
45	1,398,646	\$ 347,331,285	100.0%	4.4%	23.9%

### Modernization

2022/23 Enrollment	School Districts Statewide		
	#	%	Enrollment
<b>Small – ADA &lt; 2,500 pupils</b>	581	57%	412,361
<b>Medium – ADA &gt; 2,500 pupils &lt; 10,000 pupils</b>	275	27%	1,435,750
<b>Large – ADA &gt; 10,000 pupils</b>	162	16%	4,004,433
	1,018	100%	5,852,544

Apportioned					
# of USD	Enrollment	\$ Amount	By Size*	Size vs. All**	Students***
148	140,854	\$ 392,009,525	38.5%	14.5%	2.4%
129	681,447	\$ 790,268,912	33.6%	12.7%	11.6%
107	3,131,071	\$ 2,176,371,486	27.9%	10.5%	53.5%
384	3,953,372	\$ 3,358,649,922	100.0%	37.7%	67.5%

Unfunded					
# of USD	Enrollment	\$ Amount	By Size*	Size vs. All**	Students***
0	0	\$ -	0.0%	0.0%	0.0%
2	7,896	\$ 9,506,493	66.7%	0.2%	0.1%
1	50,434	\$ 3,414,190	33.3%	0.1%	0.9%
3	58,330	\$ 12,920,683	100.0%	0.3%	1.0%

Workload					
# of USD	Enrollment	\$ Amount	By Size*	Size vs. All**	Students***
26	25,327	\$ 53,178,615	27.4%	2.6%	0.4%
38	232,224	\$ 180,980,140	40.0%	3.7%	4.0%
31	1,480,873	\$ 284,878,357	32.6%	3.0%	25.3%
95	1,738,424	\$ 519,037,112	100.0%	9.3%	29.7%

\*Percentage of funding to small, medium or large school districts

\*\* Percentage of funding to small, medium, and large school district vs. all school districts statewide

\*\*\*Percentage of students statewide

# Appeal Items

## SCHOOL DISTRICT DATA

School District: *Brawley Elementary*  
Application Number: 50/63073-00-002  
Total District Enrollment: 3,868

County: *Imperial*  
School Name: La Paloma Middle School  
Project Grade Level: 6-8  
Financial Hardship: No

### PURPOSE OF REPORT

To present the Brawley Elementary School District's (District) request to approve a change in scope for a School Facility Program (SFP) application that received New Construction funding at La Paloma Middle School.

### DESCRIPTION

On June 6, 2022, the District received an Unfunded Approval in the amount of \$15,643,017.47 for a SFP New Construction project for the construction of the La Paloma Middle School on a new site. The project as originally approved consisted of a new school campus with six buildings, including a gymnasium.

Encountering increasing construction costs that caused funding constraints in the project, the District revised a portion of the project as a cost savings measure. The revisions remove the Gymnasium Building from the project, but with an intention to build it in the future, as well moving two classrooms originally planned to be part of the Gymnasium Building to Classroom Building 3 instead. The Division of the State Architect (DSA) reviewed and issued approval for this revision to the plan set on March 24, 2023. The California Department of Education (CDE) issued plan approval for the revisions on May 12, 2023.

The District submitted a *School District Appeal Request* (Form SAB 189) on January 31, 2023 for State Allocation Board (Board) approval of a scope change for a portion of the project that differs from what was originally submitted by the District, with the change being the exclusion of the Gymnasium Building and the relocation of two classrooms from the Gymnasium Building to Classroom Building 3.

The reduction in scope impacts the funding that the application is eligible to receive for the reduced site development resulting in a decrease of \$198,850.00 in the Total Project Cost (state and district share).

### AUTHORITY

See Attachment A.

### BACKGROUND

The Brawley Elementary School District is a K-8 school district located in the City of Brawley in Imperial County. The District currently serves a student population of 3,868.

After obtaining the necessary plan approvals from DSA and the California Department of Education (CDE), the District submitted a SFP New Construction application to OPSC on September 12, 2018 for the construction of the La Paloma Middle School on a new site with no existing facilities. The original plan set (DSA Application Number 04-116828) included construction of six buildings (Buildings 1 through 6) as well as related site development work to prepare the new site.

This plan set also includes four classrooms that will be run by the Imperial County Office of Education (COE). Imperial COE submitted a separate full-funding SFP application for new construction funding requesting funding for these four classrooms on the La Paloma Middle School site on September 14, 2018. The construction of those four classrooms will be funded exclusively by the Imperial COE.

The District's project was approved for placement on the Unfunded List (Lack of AB 55 Loans) on June 6, 2022 and then was approved for an Apportionment on October 26, 2023. The \$15,643,017.47 awarded for the project reflects the project scope as it was originally submitted.

In early November 2022, the District informed staff that they were encountering funding constraints for the project and that they made the decision to reduce the project scope as a cost savings measure. The District worked with the Division of the State Architect (DSA) and California Department of Education (CDE) to obtain the necessary approvals of the updated project plan set.

The District submitted a *School District Appeal Request* (Form SAB 189) on January 31, 2023 requesting that the Board approve a reduction of scope involving the exclusion of the Gymnasium Building from the original scope of work and the relocation of two classrooms originally designed within the Gymnasium Building to be located within Classroom Building 3 instead. The scope change did not change the total classrooms constructed in the project.

#### *Status of the Project*

The District obtained updated DSA plan approval on March 24, 2023 and updated CDE plan approval on May 12, 2023. Construction for the project is currently underway, and the District anticipates completing the project in June 2024 and occupying the new site in August 2024.

## STAFF ANALYSIS/STATEMENTS

### **District Position**

The District requests approval of a change in scope for the following considerations:

- “Due to funding constraints, the District has excluded the gym from the project scope, with plans to construct it in the future.”

The full text of the District’s request is included as Attachment B.

### **Staff Position**

The District requests to amend the originally approved scope of work of its SFP New Construction funding application (50/63073-00-002). The District is requesting to reduce the project scope by excluding the construction of the Gymnasium Building and relocating two classrooms from the Gymnasium Building to Classroom Building 3 instead.

Applications for funding for the construction of a project are accompanied by CDE and DSA approved plans. The Board’s approval of the project funding is full and final and based on the plans accompanying the project. Flexibility is recognized as part of SFP projects; however, the intent or project scope must be maintained. In some extenuating circumstances, staff may present a school district’s request for a scope change to the Board.

General guidelines for scope changes have been in place since 2005. A change of scope in certain situations may be permitted if the following conditions are met:

- CDE and DSA have approved the changes in the plans.
- The amended project meets the 60 percent commensurate requirement.
- The original intent/purpose of the project is maintained.

Staff reviewed the District’s request and determined that the outcome of the scope change still meets all criteria to qualify for the SFP New Construction Program. The majority of the remaining scope of work was included in the original DSA and CDE plan approvals. The District included the gymnasium as a bid alternate and worked with DSA to obtain approval of a revision to the original plan set to remove the gymnasium and relocate two classrooms. Staff has analyzed the revised plans and determined that the change request will require a slight reduction in site development grants but will not impact the pupil grant funding for this project as the redesign did not change the total number of classrooms built in the project. No additional funding has been requested by the District, and no discernable funding advantage would result from the Board’s approval of the District’s appeal.

During the processing of the appeal request for the reduced scope, the District provided updated site development documentation that reflected site development costs associated with the scope change to remove the construction of the Gymnasium Building and relocate two classrooms from the Gymnasium to Classroom Building 3 instead. Staff reviewed this updated documentation and determined that the change in scope results in a net decrease of \$99,425.00 to the Service Site Development grant and an overall net decrease of \$198,850.00 to the Total Project Cost.

STAFF ANALYSIS/STATEMENTS (cont.)

Additionally, Staff has determined that the reduced project scope does not result in any other changes to the requested or approved funding amounts because the District is still able to meet the 60 percent commensurate requirement. The 60 percent commensurate requirement states that school districts must demonstrate that the estimated construction costs in its project are equal to or greater than 60 percent of the combined State Share and District Share for the project, less site acquisitions costs. Staff determined that the construction cost of the reduced project scope is still greater than 60 percent of the combined State Share and District Share funding amount that was previously approved by the Board at the June 6, 2022 meeting.

**Conclusion**

Staff supports the District's request for a scope change removing the construction of the Gymnasium Building and relocating two classrooms from the Gymnasium Building to Classroom Building 3 for New Construction project 50/63073-00-002. The appeal request is consistent with other scope change requests for Board consideration when updated plan approvals are required by DSA and/or CDE to ensure line jumping is not an issue. The reduced project scope still meets all necessary criteria to qualify for the New Construction Program.

The resulting facilities and site work included in the new construction plans are generally consistent with the original scope of the project. The total number of classrooms in the project remain the same. Therefore, the scope change does not result in any change to the pupil grant funding amount of the previously approved Unfunded Approval and Apportionment. The scope change does result in a net decrease of \$99,425.00 to the Service Site Development grant. A funding item corresponding to the grant reduction is shown on Attachment C.

RECOMMENDATION

Approve the District's appeal request for OPSC Application Number 50/63073-00-002, resulting in a reduction in the Total Project Cost in the amount of \$198,850.00, as shown on Attachment C.

This Item was approved by the State Allocation Board on May 31, 2023.

## ATTACHMENT A

### AUTHORITY

#### **Education Code Section 17072.35.**

A grant for new construction may be used for any and all costs necessary to adequately house new pupils in any approved project, and those costs may only include the cost of design, engineering, testing, inspection, plan checking, construction management, site acquisition and development, evaluation and response action costs relating to hazardous substances at a new or existing schoolsite, demolition, construction, acquisition and installation of portable classrooms, landscaping, necessary utility costs, utility connections and other fees, equipment including telecommunication equipment to increase school security, furnishings, and the upgrading of electrical systems or the wiring or cabling of classrooms in order to accommodate educational technology. A grant for new construction may also be used to acquire an existing government or privately owned building, or a privately financed school building, and for the necessary costs of converting the government or privately owned building for public school use. A grant for new construction may also be used for the costs of designs and materials that promote the efficient use of energy and water, the maximum use of natural lighting and indoor air quality, the use of recycled materials and materials that emit a minimum of toxic substances, the use of acoustics conducive to teaching and learning, and other characteristics of high performance schools.

#### **SFP Regulation Section 1859.2. Definitions**

For the purpose of these regulations, the terms set forth below shall have the following meanings, subject to the provisions of the Act:

....

“Approved Application(s)” means a district has submitted the application and all documents to the Office of Public School Construction that are required to be submitted with the application as identified in the General Information Section of Forms SAB 50-01; SAB 50-02; SAB 50-03; and SAB 50-04, as specified in Section 1859.2.

....

“Form SAB 50-04” means the *Application For Funding*, Form SAB 50-04 (Revised 05/20), which is incorporated by reference.

...

“New Construction Grant” means the funding provided pursuant to Education Code Section 17072.10(a) and Sections 1859.71 and 1859.71.1.

#### **SFP Regulation Section 1859.21. SFP Application for Funding.**

A School District seeking funding for a modernization or new construction project shall complete and file with the OPSC, the Form SAB 50-04.



ATTACHMENT B

STATE OF CALIFORNIA  
**SCHOOL DISTRICT APPEAL REQUEST**

STATE ALLOCATION BOARD  
 OFFICE OF PUBLIC SCHOOL CONSTRUCTION

SAB 189 (REV 10/09)

Page 2 of 2

SCHOOL DISTRICT Brawley Elementary	APPLICATION NUMBER 50/63073-00-002
SCHOOL NAME La Paloma Middle	COUNTY Imperial
DISTRICT REPRESENTATIVE Rauna Fox	E-MAIL ADDRESS rfox@besd.org

**Purpose of Request:**

The Brawley Elementary School District requests to reduce the scope of La Paloma Middle School to exclude the gym due to funding constraints.

**Basis of Request:**

- Law (Statute) \_\_\_\_\_
- Regulation \_\_\_\_\_
- Other (specify) Change of Scope \_\_\_\_\_

**Description:**

The Brawley Elementary School District received an apportionment for La Paloma Middle School on June 6, 2022 in the amount of \$15,643,017.47 with a District match of \$15,643,017.47 for total project eligibility of \$31,286,034.94. In addition, the Imperial County Office of Education was apportioned \$4,433,168 (includes financial hardship) for four of the classrooms included in the plans. The total project eligibility for La Paloma was \$35,719,202.94.

Due to the bid climate, the gym was included as a bid alternate. The guaranteed maximum price, excluding the gym, was \$48,129,175. Developer fees and other capital facility funds will be used to account for the shortfall of \$12,409,972.06. Due to funding constraints, the District has excluded the gym from the project scope, with plans to construct it in the future. The District plans to temporarily use unoccupied classrooms to provide the necessary essential services that typically take place in the gym. The attached site development estimate has been revised to exclude site development costs related exclusively to the gym for a total reduction of \$243,524.50 for a State grant reduction of \$121,752.25 (50% of total).

<small>WORK OF AUTHORIZED DISTRICT REPRESENTATIVE</small> 	<small>DATE</small> 4/19/2023
---	----------------------------------

**APPLICANT DATA**

<b>Applicant:</b>	Brawley Elementary	<b>PTN:</b>	63073 - 11
<b>Application No:</b>	50/63073-00-002	<b>County:</b>	Imperial
<b>School Name:</b>	La Paloma	<b>Filing Basis:</b>	District-wide

**HISTORY OF PROJECT FUNDING**

	<b>Fund Code</b>	<b>Proposition</b>		<b>Previously Authorized</b>		<b>Authorized This Action</b>		<b>State Apportionment This Action</b>
<b>State Share</b>								
<b>NC/Add. Grant</b>	<b>051-500</b>	<b>51</b>	<b>\$</b>	15,643,017.47	<b>\$</b>	(99,425.00)	<b>\$</b>	(99,425.00)
<b>Applicant Share</b>								
<b>District Contribution</b>				15,643,017.47		(99,425.00)		
<b>Total</b>			<b>\$</b>	<b>31,286,034.94</b>	<b>\$</b>	<b>(198,850.00)</b>	<b>\$</b>	<b>(99,425.00)</b>
<b>Funding Source: Proposition 51 Bonds/2016-Nov.</b>								

**APPLICATION DATA**

**PROGRAM GRANT DATA**

<b>Type of Project:</b>	Middle School	<b>2% of Appraised or Actual Value</b>	<b>\$</b>	25,000.00
<b>Pupils Assigned:</b>	<b>K-6:</b> 189	<b>Automatic Sprinkler System</b>	<b>\$</b>	211,335.00
	<b>7-8:</b> 405	<b>Base Grant</b>	<b>\$</b>	11,192,844.00
	<b>Non-Severe:</b> 73	<b>DTSC Fees</b>	<b>\$</b>	6,800.00
<b>Number of Classrooms:</b>	28	<b>Fire Detection</b>	<b>\$</b>	17,458.00
<b>Addition to Existing Site:</b>	No	<b>General Site</b>	<b>\$</b>	1,115,260.00
<b>Master Plan Acres:</b>	14.0	<b>Geographic Location</b>	<b>\$</b>	628,462.00
<b>Recommended Acres:</b>	11.9	<b>NC Site Acquisition</b>	<b>\$</b>	216,176.47
<b>Proposed Acres:</b>	17.0	<b>Off Site</b>	<b>\$</b>	1,145,541.00
<b>Geographic Location</b>	5%	<b>Service Site Development</b>	<b>\$</b>	964,590.00
		<b>Utilities</b>	<b>\$</b>	20,126.00
		<b>Total State Share (50%)</b>		15,543,592.47
		<b>Applicant Share (50%)</b>		15,543,592.47
		<b>Total Project Cost</b>	<b>\$</b>	<b>31,087,184.94</b>

**STIPULATED TERMS & NEXT STEPS**

This item is being amended due to a change of scope request and is dependent on approval from the Board. The project scope has been reduced from the construction of six buildings including a gymnasium to the construction of five buildings which removes the construction of the Gymnasium Building and relocates two classrooms from the Gymnasium Building to Classroom Building 3. As a result of this change, an amount of \$99,425.00 in the Service Site Development grant, released to the District in 2022, shall be returned to the Office of Public School Construction and corresponding bond authority will be returned to the New Construction Program.

The Applicant shall ensure that it is in compliance with all applicable laws, regulations and certifications it made on the program forms.

The Applicant is required to submit an updated signed Grant Agreement pursuant to School Facility Program Regulations.

The Applicant is responsible for ensuring that the project is compliant with Prevailing Wage Monitoring and/or Labor Compliance Program requirements at the time construction contracts are executed and/or construction commenced.

## SCHOOL DISTRICT DATA

School District: *Livingston Union*  
Application Number: *70/65748-00-001*  
Total District Enrollment: *2,504*

County: *Merced*  
School Name: *Campus Park Elementary*  
Project Grade Level: *K-5*  
Financial Hardship: *No*

### PURPOSE OF REPORT

To present the District's request for the State Allocation Board (Board) to approve an extension to the deadline for the District to submit required plan approvals and to approve the retention of the full-funding Apportionment for its Full-Day Kindergarten Facilities Grant Program (FDKFGP) project at Campus Park Elementary School.

### DESCRIPTION

On May 26, 2021, the Livingston Union School District (District) received an Apportionment in the amount of \$871,463.00 for a FDKFGP new construction project. As a condition of approval for this FDKFGP project, the District had 12 months from the date of Apportionment to obtain and submit plan approval from the Division of the State Architect (DSA) and the California Department of Education (CDE) as well as a *Fund Release Request* (Form SAB 70-02) to the Office of Public School Construction (OPSC). On August 27, 2021, OPSC released an advancement of \$252,560.00 for design.

The District did not submit the required documentation by the original deadline of May 26, 2022. On April 10, 2023, the District submitted a *School District Appeal Request* (Form SAB 189) requesting that the Board approve an extension to submit the required fund release documentation and allow the project to retain the full-funding Apportionment. Citing difficult issues outside of the District's control, including difficulty in meeting the original deadline due to issues posed by the COVID-19 pandemic, design delays, and extended absence of critical staff, the District is requesting an extension for the deadline to submit the required plan approvals and fund release documentation.

### AUTHORITY

See Attachment A.

### BACKGROUND

#### *Full-Day Kindergarten Facilities Grant Program*

Assembly Bill 1808, the Education Finance: Education Omnibus Trailer Bill, was signed by the Governor on June 27, 2018 and established the FDKFGP, commencing with Education Code Section 17375.

## BACKGROUND (cont.)

The FDKFGP allowed school districts that lack the facilities to provide full-day kindergarten to apply for one-time grants to construct new school facilities or retrofit existing facilities for the purpose of providing full-day kindergarten classrooms. Applicants could submit applications for design funding in advance of the District obtaining DSA and CDE approvals.

### *FDKFGP Advanced Fund Release for Design Conversion Process*

A school district that meets the eligibility criteria for a FDKFGP application as stated in the program's regulations but does not yet have the required plan approvals from DSA and CDE at the time of Apportionment may request and receive an advance fund release for design costs.

For projects that receive an Apportionment for an advance fund release for design, FDKFGP Regulation Section 1860.16(f) states that an applicant with this type of project has up to 12 months to submit the required plan approvals from DSA and CDE from the date of the first Apportionment. If the required approvals are not received within 12 months, this FDKFGP Regulation Section states that "the Apportionment shall be rescinded, and the Full-Day Kindergarten Facilities Grant will return to the Program for reallocation".

### *Application for Funding History*

Campus Park Elementary School is an elementary school serving grades Kindergarten through Fifth Grade. This school is in Livingston Union School District, which is a K-8 school district located in Merced County. The District currently serves a student population of 2,504.

On May 30, 2019, the District submitted the *Application for Funding* (Form SAB 70-01) for the Campus Park Elementary project (Application Number 70/65748-00-001) as part of the second filing round of the FDKFGP. This application consisted of the construction of two kindergarten classrooms.

When OPSC was processing the initial wave of applications, the District's application was determined to not have enough preference points to qualify for funding. However, due to multiple withdrawals of other applications that had previously been provided Board approval, the District's project had enough preference points to be brought forward for Board approval. This project was approved by the Board for an advance funding Apportionment for design costs on May 26, 2021, with a State share of \$871,463.00.

With this being an advanced release of funds for design, the District was required to submit the plan approvals from CDE and DSA and Form SAB 70-02 for this application within 12 months from the date the Board approved the Apportionment, which was May 26, 2022.

## STAFF ANALYSIS/STATEMENTS

### **District Position**

The District requests approval of a deadline extension to submit the plan approvals and retain the full-funding Apportionment for the project for the following considerations:

- “Due to extenuating circumstances, including the absence of the MOT Director, design delays, supply chain issues due to COVID, and easements, the Livingston Union School District was unable to meet its 12-month deadline to secure DSA and CDE plan approvals and submit a fund release request to OPSC”.
  - More specifically, a facility staff member’s extended absence as well as complications to preparing for the 2021-2022 school year posed by the COVID-19 pandemic resulted in a six-month delay in the hiring of an architect.
  - The District encountered further delays due to supply chain issues that impacted the ability of suppliers to provide estimates to the architect for modular buildings.
  - The District also faced several delays to the design process because of an easement for city water and sewer lines, which necessitated the relocation of the project buildings to a new location.

The full text of the District’s request is included as Attachment B.

### **Staff Position**

The District requests the Board to allow for an extension to the deadline to submit the required plan approvals and to provide a full-funding Apportionment for its FDKFGP New Construction funding application (70/65748-00-001). The District did not submit the required DSA and CDE plan approvals and the fund release documentation within the 12 month timeline outlined in FDKFGP Regulation Section 1860.16. The District explained the various issues outside of their control that impacted their ability to meet the 12 month deadline, including supply chain issues and staffing issues in part posed by the COVID-19 pandemic.

While these issues presented themselves throughout the design process, the District did not communicate with OPSC regarding the difficulties they were experiencing. The District also did not submit an extension request either through the former COVID request form or through a phone call or email communication. The District did not reach out to OPSC to discuss these issues until the end of March 2023, followed by the submittal of an official appeal on April 10, 2023.

As a requirement of obtaining approval for advanced funding for its project, the District signed documents that included certifications that the District understands that the required documentation must be submitted to OPSC within 12 months of the Apportionment date or it would be rescinded.

STAFF ANALYSIS/STATEMENTS (cont.)

More specifically, the District signed and submitted an *Application for Funding* (Form SAB 70-01) on March 11, 2021, which involves a Certification section in which the District certifies, in part, that a District requesting an apportionment with advance funding “will submit a final fund release request with all required approvals within 12 months of apportionment” or the funds will be rescinded.

Additionally, the District also submitted a signed Grant Agreement on August 13, 2021 that notes the following:

“The Grantee will retain the opportunity to submit a valid Fund Release Authorization within [...] 12 months from Apportionment if the Project did not have Division of the State Architect approval at the time of Apportionment. However, if the Grantee does not submit a valid Fund Release Authorization by the applicable deadline, the Apportionment shall be rescinded by the Board.”

Typically, OPSC sends courtesy reminders of upcoming deadline; however, it is ultimately the District responsibility to meet program requirements. OPSC does note that in this instance OPSC did not send reminders to the District or present a rescission item to the Board for approval at the time the deadline was missed in May 2022. OPSC further notes that Staff could have conducted better outreach to the District as the original 12 month deadline was approaching.

The District has been actively working toward completion of the project. The District obtained DSA plan approval in November 2022 and obtained CDE plan approval in May 2023. The District must submit the Form SAB 70-02 to OPSC before requesting the final release of funds, which, due to statute limitations on the funds, must be on or before June 30, 2023.

The District also has awarded contracts for the entire scope of the project, including site work and the modular classroom building. The District began construction for the project in February 2023, with an estimated construction completion date of July 2023. Should the Board approve the District’s request, the District would be ready to submit the rest of the documentation needed to release the remainder of the project funding and is on track to complete the project in July 2023.

Government Code Section 16304.1 states that “disbursements in liquidation of encumbrances may be made before or during the two years following the last day an appropriation is available for encumbrance” and that, upon the end of this two year period, any remaining balance “shall revert to and become a part of the fund from which the appropriation was made”. Once encumbered by the Board, the funds from the 2018-2019 Budget Act must be released before June 30, 2023 or any remaining funds shall be returned to the General Fund. This means that any funds remaining from the 2018-2019 Budget Act must be returned to the State and cannot be given to any other applicant.

## STAFF ANALYSIS/STATEMENTS (cont.)

Should the Board approve the District's appeal request, it would ensure that the funding associated with the original project Apportionment from the 2018-2019 Budget Act would remain available for a project that provides needed facilities to fully support the site's full-day kindergarten program, consistent with the original intent of the funds, rather than returning to the General Fund.

### *Additional Consideration*

- In reviewing the DSA-approved plan set for the project, OPSC confirmed that no fire sprinkler work was included in the scope of work. In the Apportionment for advanced funding, the District received supplemental grant funding for costs associated with an Automatic Sprinkler System. The District's funding would need to be adjusted to omit this supplemental grant. Should the Board approve the District's appeal request, the Board must also approve a funding adjustment item that not only reflects an Apportionment of the remaining funding for the project but also amends the funding to omit the Automatic Sprinkler System grant, resulting in a decrease of \$21,200.00 in the Total Project Cost (state and district share).

### **Conclusion**

Staff supports the appeal request. Staff believes that the District did experience significant issues largely outside of their control that impacted their ability to meet the 12 month deadline to submit the fund release documentation. Had the District submitted an extension request as a result of COVID-19 prior to August 25, 2022 when the Executive Officer could grant extensions to regulatory timelines, it is likely that Staff would have granted the request.

Absent Board action, the funding allocated to the District would be reverted to the state's general fund and not be available to construct classrooms to administer full-day kindergarten programs. Should the Board approve the District's request, Staff has prepared a funding shell to remove the Automatic Sprinkler System Grant, resulting in a decrease of \$21,200.00 in the Total Project Cost (state and district share) (Attachment C). Should the Board approve the District's request, the final release of funds would be contingent upon the submittal of a valid Form SAB 70-02 and updated Grant Agreement on or before June 30, 2023, which is the statute limitations on the funds.

## BOARD OPTIONS

Under the Rules and Procedures of the State Allocation Board, "Staff is providing the following option for the Board's consideration. A positive vote by six members is required for the Board to take action that is an alternative to Staff's administrative action. Absent a positive vote by six members of the Board, Staff's administrative action will stand, and the school district's appeal will be considered closed."

Board Option: Grant the District's appeal as shown on Attachment C.

BOARD ACTION

In considering this Item, the Board approved the District's request for an extension to the deadline for the District to submit required plan approvals and also approved the retention of the full-funding Apportionment (refer to Attachment C) for its California Preschool, Transitional Kindergarten and Full-Day Kindergarten Facilities Grant Program project at Campus Park Elementary School.



ATTACHMENT A  
AUTHORITY

**Government Code (GC) Section 16304.**

An appropriation shall be immediately available for encumbrance or expenditure during the period specified therein, or, if not otherwise limited by law, for three years after the date upon which it first became available for encumbrance or expenditure. An appropriation containing the term “without regard to fiscal years” shall be available for encumbrance from year to year until expended.

An appropriation shall be deemed to be encumbered at the time and to the extent that a valid obligation against the appropriation is created. However, a state agency may estimate encumbrances consistent with the authority of the appropriation, and may make corrections or adjustments to any encumbrance or estimated encumbrance during the liquidation period described in Section 16304.1.

As used in this code and in every other statute heretofore or hereafter enacted, the term “unexpended balance” shall be construed to mean “unencumbered balance.”

Appropriations for the following purposes are exempt from limitations as to period of availability in any appropriation, and shall remain available from year to year until expended:

- (a) Payment of interest and redemption charges on any portion of the bonded debt of the state.
- (b) Transfers of money from any fund for the benefit of elementary schools, high schools, community colleges, the University of California, or any interest and sinking fund in the State Treasury.
- (c) Money transferred to revolving funds specifically created by law, including, but not limited to, the Architecture Revolving Fund and the Water Resources Revolving Fund.
- (d) Appropriations available for the acquisition of real property to the extent that such appropriations have been encumbered by the filing of condemnation proceedings on behalf of the State of California before the expiration of the period of availability of the appropriation.
- (e) Money transferred to and expendable from funds other than the fund in which originally deposited, pursuant to the provisions of law earmarking or appropriating for expenditure certain classes of revenue or other receipts.
- (f) Continuing provisions of law appropriating for specific purposes certain classes of revenue or other receipts, upon their deposit in a particular fund in the State Treasury or upon their collection by an agency of this state.

**GC Section 16304.1.**

Disbursements in liquidation of encumbrances may be made before or during the two years following the last day an appropriation is available for encumbrance, except in the case of a fund made up of federal funds. Disbursements in liquidation of encumbrances may be made before or during the four years following the last day an appropriation of federal funds is available for encumbrance. Whenever, during either liquidation period,

ATTACHMENT A  
AUTHORITY

the Department of Finance determines the purpose for which the appropriation was made is completed and a portion of the appropriation is deemed not necessary, that portion shall, upon order of the Department of Finance, revert to and become a part of the fund from which the appropriation was made. Upon the expiration of two years, or four years in the case of a fund made up of federal funds, following the last day of the period of its availability for encumbrance, the balance in any appropriation shall revert to and become a part of the fund from which the appropriation was made. After reversion, any unpaid encumbrance against the appropriation may be paid from any current appropriations available for the same purposes.

To the extent that an appropriation is exempt from limitations as to periods of availability under Section 16304, it shall not be subject to the provisions of this section.

**Full-Day Kindergarten Facilities Grant Program (FDKFGP) Regulation Section 1860.4. Funding Guidelines**

(a) For the funding provided pursuant to Section 1860.3(a), funds available for the Program from the 2018-2019 Budget Act must be encumbered by the Board by June 30, 2021. Funds that are not completely encumbered or that return to the Program through project rescissions may be applied as follows:

- (1) Any funds that return on or before June 30, 2021, shall be returned to the Full-Day Kindergarten Facilities Grant Program Account and may be used to provide additional Apportionments.
- (2) Any funds that return, or remain unencumbered by the Board, after June 30, 2021, shall be returned to the General Fund.

**FDKFGP Regulation Section 1860.16. Fund Release Process.**

OPSC will release State funds that have been Apportioned by the Board pursuant to Sections 1860.9, 1860.10, 1860.10.2, 1860.10.3 and 1860.12 when the following requirements have been satisfied:

- (a) For an advance fund release for design costs, 40 percent of the grant determined in 1860.9(a) or 25 percent of the grant determined in 1860.12(a) will be released once an executed design, or design and site, Grant Agreement, as required by Section 1860.17, has been received by OPSC.
- (b) For an advance fund release for two percent site other costs, funds will be released once an executed site, or design and site, Grant Agreement, as required by Section 1860.17, has been received by OPSC.
- (c) For an advance fund release for site acquisition costs, other than two percent site other, funds will be released once an executed site, or design and site, Grant Agreement, as required by Section 1860.17, has been received by OPSC and the following requirements have been met:
  - (1) The School District has entered escrow for the site.
  - (2) There has been a final appraisal of the site.
  - (3) The School District received either contingent or final site approval from the California Department of Education.
  - (4) A complete Form SAB 70-02 has been received by OPSC.
- (d) For New Construction Grant or Retrofit Grant funding, all unreleased funds will be released once an executed full grant agreement, as required by Section 1860.17, has been received by OPSC and the following requirements have been met:

ATTACHMENT A  
AUTHORITY

- (1) The School District's applicable matching share has already been deposited or expended by the School District for the project, unless the School District meets the requirements for Financial Hardship pursuant to Section 1860.14.
- (2) The School District has entered into a binding contract(s) for the completion of the project.
- (3) The plans and specifications applicable to the state funded project have been approved by DSA.
- (4) If the project includes site acquisition, there has been a final appraisal of the site, the site received written final approval by CDE and the School District has entered escrow for the site.
- (5) A complete Form SAB 70-02 has been received by OPSC.
- (e) For New Construction Grant or Retrofit Grant funding, without a request for an advance release of funds pursuant to Sections 1860.7(a) and 1860.7(c), a complete Fund Release Request (Form SAB 70-02) with all required approvals must be submitted within 180 days of the first Apportionment. If a complete Form SAB 70-02 is not received within 180 days of Apportionment, the Apportionment shall be rescinded.
- (f) For an Apportionment received pursuant to Section 1860.7(b) and 1860.7(d), where submittal of the necessary CDE plan approval and/or DSA-approved plans and specifications were not required at the time the Board granted an Apportionment, the School District has up to 12 months to submit the required approvals from the date of the first Apportionment. If the required submittals are not received within 12 months, the Apportionment shall be rescinded and the Full-Day Kindergarten Facilities Grant will return to the Program for reallocation.
- (g) Subject to available funds, site acquisition grants shall be adjusted based on actual costs prior to the release of funds.
- (h) Prior to fund release, OPSC will verify that the School District has included multilevel classrooms in the plans for the project, if multilevel funding was requested.
- (i) Financial hardship approval status by OPSC for a design and/or site advance will apply to any subsequent funding phases for the project(s) during the same application filing round, as established in Section 1860.6.



April 10, 2023

Lindsey Walden, Program Services Supervisor  
Office of Public School Construction  
707 Third Street,  
West Sacramento, CA 95605

RE: Livingston Union Elementary School District, Campus Park Elementary School  
Full-Day Kindergarten – New Construction Appeal (70/65748-00-001)

Ms. Walden:

Enclosed is a SAB 189 appeal for Livingston's 2019 TK Campus Park application.

Please let me know if you have any questions regarding this submittal.

Sincerely,

Elona Cunningham

Enclosures

**GENERAL INSTRUCTIONS**

School districts are required to use this form to initiate an appeal for consideration by the State Allocation Board (SAB). The district must state specifically the purpose and description of the district's request. The district must submit all supporting documentation to the Office of Public School Construction (OPSC). Requests for SAB consideration are processed to the Board upon receipt by the OPSC of all required documentation and upon completion of a thorough analysis by the OPSC.

**SPECIFIC INSTRUCTIONS****Purpose of Request**

Provide a brief statement of the district's request and number the components of the request if it has multiple parts.

**Basis of Request**

Site the applicable references in law, regulation, or other basis.

**Description**

Include the following in the description:

1. The background and circumstances which prompted the district's request.
2. Information relevant to the issues of the request.
3. The sequence of events and participants pertinent to the issues.
4. A statement explaining why the SAB should grant the district's request based on law, regulation, or other basis, as cited in above.

**Attachments**

Attach substantiating documentation as necessary to support the district's request. Note that all supporting documentation must be received by the OPSC prior to presentation to the SAB.

STATE OF CALIFORNIA  
**SCHOOL DISTRICT APPEAL REQUEST**

SAB 189 (REV 10/09)

SCHOOL DISTRICT Livingston Union School District	APPLICATION NUMBER 70/65748-00-001
SCHOOL NAME Campus Park Elementary	COUNTY Merced
DISTRICT REPRESENTATIVE Andrés Zamora	E-MAIL ADDRESS azamora@livingstonusd.org

**Purpose of Request:**


The District requests that its Campus Park Full-Day Kindergarten Facilities Grant Program application be presented to the State Allocation Board for approval on May 24, 2023.

**Basis of Request:**

- Law (Statute) \_\_\_\_\_
- Regulation \_\_\_\_\_
- Other (specify) Attached \_\_\_\_\_

**Description:**

Attached

SIGNATURE OF AUTHORIZED DISTRICT REPRESENTATIVE  DATE 4/7/23

**LIVINGSTON UNION SCHOOL DISTRICT  
FULL-DAY KINDERGARTEN FACILITIES GRANT PROGRAM  
CAMPUS PARK ELEMENTARY 70/65748-00-001  
APPEAL (attachment)**

**BASIS**

Due to extenuating circumstances, including the absence of the MOT Director, design delays, supply chain issues due to COVID, and easements, the Livingston Union School District was unable to meet its 12-month deadline to secure DSA and CDE plan approvals and submit a fund release request to OPSC for its Full-Day Kindergarten Facilities Grant Program (FDKFGP) application.

The District requests that its 2019 FDKFGP application be approved at the May 24, 2023 State Allocation Board meeting. The total project eligibility is \$1,742,926 of which \$871,463 is the State's share with a required District match of \$871,463. Design funds in the amount of \$252,560 were approved on May 26, 2021 and released to the District. Previously released design funds will be reduced from the State share.

**DESCRIPTION**

The Livingston Union School District submitted a Full-Day Kindergarten Facilities Grant Program application to the Office of Public School Construction (OPSC) for the 2019 filing round to construct two Kindergarten classrooms at Campus Park Elementary School. The first group of projects for the filing round were apportioned at the October 2019 SAB meeting. Projects included on the workload list below a project with a pending appeal were placed on hold pending the outcome of the appeal. After the appeal was resolved, additional projects were apportioned in 2020. At this point, Livingston's project had not been approved. The applications from the 2019 round remained on file with OPSC with the goal of apportioning projects as funds were returned to the Program due to rescissions. As a result of these rescissions, Livingston's project was apportioned design funds at the May 26, 2021 State Allocation Board (SAB) meeting. Projects which receive a design apportionment are required to secure DSA and CDE plan approvals and request a fund release within 12 months of the apportionment. The deadline for the District's project was May 26, 2022.

When the District's project was apportioned on May 26, 2021, the Director of Maintenance, Operations and Facilities had been out on extended medical leave since the beginning of February 2021 and was on leave when the project was apportioned. The Director, who is the main touchpoint for facility project deadlines and assists with the selection process of architects and contractors, returned to work at the end of July 2021. Upon his return, his first priority was to prepare for the opening of the school year and address high priority issues. Preparation to open for the 2021 school year required significant planning due to the complications of COVID. In November of 2021, after high priority issues had been addressed, the District posted a Request for Qualifications for Architectural services which resulted in the hiring of an architect on December 16, 2021. The architect began preliminary design work in late January 2022 which included the scheduling of topographic surveys while the preparation of the actual plans began in March of 2022.

Due to the six-month delay in the hiring of an architect, the District was not in a position to secure DSA and CDE plan approvals and request a fund release by the May 26, 2022 deadline.

## **CURRENT STATUS**

As included in the attached detailed timeline, the District has awarded the site work contract along with the purchase of the modular building with plans to complete the project in July of 2023. In addition to the delays in hiring an architect, there were delays with the design phase as a result of supply chain issues that impeded suppliers' ability to provide estimates to the architect for the modular buildings. There was also a delay due to an easement for city water and sewer lines which required the building to be relocated away from the easement. As a result of the easement issues, the stakeholder meetings were pushed back which also delayed the process to finalize a plan.

The District requests its Full-Day Kindergarten Facilities Grant Program application be approved at the May 24, 2023 SAB approval based on the combination of factors outside of their control.



## TENTATIVE PROJECT TIMELINE

### LUSD - Campus Park ES - New Kindergarten Building

Updated - March 31, 2023

Date	Action	Comments
November 2021	RFQ Posted/Selection for Architectural Services	
December 2021	Statements of Qualifications submitted to the District	3 architects submitted paperwork
December 16, 2021	Board Approved Architect, SKW & Associates	
January 21, 2022 - Feb 15, 2022	SKW to Finalize SOW & Start Preliminary Design	Programmng & Scope of Work (SOW)
Feb 15, 2022 - March 1, 2022	Schedule Topographic Survey and begin Site Planning	MOT Director-Extended Sick Leave
March 1, 2022 - March 31, 2022	Site Planning, Floor Plan & Exterior Elevations	
April 1, 2022 - April 30, 2022	Discovery of Utility Easement - Re-Site Building	
May 1, 2022 - June 15, 2022	Prepare plans to bid for Modular Building Contractor	
June 15, 2022 - July 1, 2022	Prepare Notice to Bidders for Modular Building Cont.	
July 8, 2022	First Ad for Modular Building Contractor	
July 15, 2022	Second Ad for Modular Building Contractor	
July 18, 2022	Mandatory Pre-Bid Job Walk @ 10:00 am	
August 3, 2022	Sealed Bids Due @ 10:00 am	
August 22, 2022	Board Meeting (Award) Modular Building Contract	
Aug. 22 - September 16, 2022	JTS to prepare plans for DSA Submittal (OTC)	
Aug. 22 - September 16, 2022	SKW to finalize plans for DSA Submittal (OTC)	
October 6, 2022	Completion of Plans and DSA OTC Submittal	
Oct. 15 - October 31, 2022	Address DSA Comments & Secure DSA Approval	
November 1, 2022	DSA Back Check Date	
November 2, 2022	Received DSA Plan Approval	
Nov. 1 - November 7, 2022	Prepare Notice to Bidders (Site Work)	
November 11, 2022	First Ad for Site Contractor	
November 14, 2022	Plans Available to Contractors & Plan Rooms	
November 18, 2022	Second Ad for Site Contractors	
November 21, 2022	Mandatory Pre-Bid Job Walk @ 10:00 am	
December 1, 2022	JTS to start manufacturing Building	
December 8, 2022	Sealed Bids Due @ 10:00 am	
December 15, 2022	Board Meeting (Award) Site Contractor	
January 1 - January 15, 2023	Notice to Proceed	
February 14, 2023	Start of Construction (Contractor to Mobilize on Site)	
February 14 - April 30, 2023	Site Work (Utilities) Slab & Foundation	
April 1, 2023 - April 30, 2023		MOT Director-Extended Sick Leave
May 1, 2023 - May 15, 2023	JTS Building to Arrive	
May 15, 2023 - June 15, 2023	JTS (On-Site) to Complete Building	
May 1, 2023 - July 31, 2023	Site Contractor - Complete Site Improvements	
July 15, 2023 - July 25, 2023	Punch List - Site	
July 31, 2023	Construction Substantially Complete per Contract	

The timeline listed above is the estimated schedule for the LUSD - Campus Park Elementary School - New Kinder Building. These dates are subject to change based on responses by other agencies, such as the owner, the contractor, governmental agencies and weather conditions.

SAB Meeting: May 31, 2023

CPTKFDKFGP – Amended New Construction

**SCHOOL DISTRICT DATA**

Application No: 70/65748-00-001

County: Merced

School District: Livingston Union

School Name: Campus Park Elementary

**PROJECT DATA**

<b>Type of Project:</b>	New Construction	<b>Application Filing Basis:</b>	Site Specific
<b>Total Pupils Assigned:</b>	<b>50</b>	<b>Total Classrooms:</b>	<b>2</b>
Preschool:	0	Preschool:	0
Transitional K:	0	Transitional K:	0
Kindergarten:	50	Kindergarten:	0
<b>Financial Hardship Requested:</b>	<b>No</b>	<b>Recommended Acres:</b>	
<b>Preference Points:</b>	<b>24</b>	<b>Existing Acres:</b>	

**ADJUSTED GRANT DATA****PROJECT FINANCING**

<b>Preschool New Construction</b>	\$ 631,400.00	<b>State Share</b>	
<b>Fire Detection/Alarm</b>	750.00	<b>This Project</b>	\$ 860,863.00
<b>Project Assistance</b>	7,723.00	<b>District Share</b>	
<b>Site Development</b>	220,990.00	<b>Cash Contribution</b>	\$860,863.00
<b>State Grant Total</b>	860,863.00	<b>Financial Hardship</b>	
<b>District Share Total</b>	860,863.00	<b>Total Project Cost</b>	\$ 1,721,726.00
<b>Total Project Cost</b>	<u>\$ 1,721,726.00</u>		

**HISTORY OF PROJECT COST AND APPORTIONMENT**

	<b>Fund Code</b>	<b>Previously Authorized</b>	<b>Authorized This Action</b>	<b>Apportionment This Action</b>
<b><u>State Share</u></b>				
<b>New Construction/Additional Grant</b>	1027-1819	\$ 871,463.00	\$(10,600.00)	\$(10,600.00)
<b><u>District Share</u></b>				
<b>Cash Contribution</b>		871,463.00	(10,600.00)	
<b>Financial Hardship</b>				
<b>Total</b>		<u>\$1,742,926.00</u>	<u>\$ (21,200.00)</u>	<u>\$ (10,600.00)</u>

**Funding Source: General Fund California Preschool, Transitional Kindergarten and Full-Day Kindergarten Facilities Grant Program**

This project is being amended as a result of the removal of the previously authorized additional grant for automatic sprinkler system, which was not included in the approved plans and specifications.

Advance funds in the amount of \$252,560.00 were previously released to the District. The remaining funds in the amount of \$608,303.00 (\$1,721,726.00 less advance funds released and available district contribution) will be released by OPSC upon the receipt of a valid, signed Grant Agreement as specified in Regulation Section 1860.17, a valid *Fund Release Request* (Form SAB 70-02), Division of the State Architect plan approval, and California Department of Education plan approval by June 30, 2023. If this documentation is not submitted to OPSC by June 30, 2023, all funding will be rescinded without further Board action.

The District shall ensure that it is in compliance with all applicable laws, regulations and certifications it made on the program forms.

This project is subject to the Grant Agreement submittal pursuant to Regulation Section 1860.17.

The District is responsible for ensuring that the project is compliant with Prevailing Wage Monitoring and/or Labor Compliance Program requirements at the time construction contracts are executed and/or construction commenced.

# Information Items

**TENTATIVE WORKLOAD**

June 2023

**ACTION ITEMS**

School Facility Program – General Site

**REPORTS, DISCUSSION and INFORMATION ITEMS**

Standard Information Items

**FINANCIAL REPORTS**

Status of Fund Releases

Status of Funds

---

**TENTATIVE WORKLOAD**

August 2023

**ACTION ITEMS**

Construction Cost Index Adjustments

**REPORTS, DISCUSSION and INFORMATION ITEMS**

Standard Information Items

**FINANCIAL REPORTS**

Status of Fund Releases

Status of Funds

---

**TENTATIVE WORKLOAD**

September 2023

**ACTION ITEMS**

California Preschool, Transitional Kindergarten and Full-Day Kindergarten Facilities Grant Program  
Apportionments

**REPORTS, DISCUSSION and INFORMATION ITEMS**

Standard Information Items

**FINANCIAL REPORTS**

Status of Fund Releases

Status of Funds

# APPEALS

Received as of April 30, 2023

<u>Appeal Received Date</u>	<u>District/County</u>	<u>Tentative SAB Date*</u>	<u>Description</u>
<b>6/23/2022</b>	Wasco Union ESD/Kern	8/23/2023	District requests funding for a new construction project based on an enrollment period that is different from the enrollment period in which the application was processed.
<b>10/7/2022</b>	Los Angeles USD/Los Angeles	TBD	District requests equipment substitutions for an SAB-approved Career Technical Education Facilities Program funding application.
<b>1/17/2023</b>	Upper Lake USD/Lake	TBD	District requests that the Board reinstate the District's application and award 40 preference points associated with qualifying for the Financial Hardship Program to its California Preschool, Transitional Kindergarten, and Full-Day Kindergarten Facilities Grant Program project.

\*Please note: Tentative SAB Date is not a guaranteed meeting date and may be subject to change.

## STATE ALLOCATION BOARD MEETING DATES

The State Allocation Board (SAB) meeting dates for the 2023 calendar year are as follows:

<b>Board Date</b>	<b>Type of Meeting</b>
June 28, 2023*	Monthly (Consent/Appeals/Action)
July 26, 2023*	Monthly (Consent/Appeals/Action)
August 23, 2023*	Monthly (Consent/Appeals/Action)
September 27, 2023*	Monthly (Consent/Appeals/Action)
October 25, 2023*	Monthly (Consent/Appeals/Action)
December 2023*	Monthly (Consent/Appeals/Action)

\*The projected dates and time will be determined upon the discussion with the Vice-Chair and Chair based on workload.

The SAB meets at 4:00 p.m. when the State Legislature is in session and at 3:00 p.m. when the State Legislature is out on recess. A key Bagley-Keene amendment was enacted last week with the budget trailer bill, restoring the meeting process that was permitted under the Governor's COVID-19 executive order regarding public meetings. Section 20, SB 189, effective June 30, 2022, added Government Code Section 11133, which permits state boards and commissions to again hold meetings with all members participating via teleconference until July 1, 2023.

Due to scheduling changes within the Legislature, some of the SAB meetings may be canceled or changed with short notice.

## **INFORMATION ITEM**

### **SCHOOL FACILITY PROGRAM NEW CONSTRUCTION AND MODERNIZATION UNFUNDED LIST (as of April 26, 2023)**

The New Construction and Modernization projects on this list have received an “unfunded” approval by the State Allocation Board (SAB). Note that an “unfunded” approval does not guarantee a future apportionment by the SAB.

Published monthly in the SAB Agenda.

This report is also located on the [OPSC Website](#)



Unfunded Approvals  
as of April 26, 2023 SAB

County	School District	Application Number	Program	Approval	Received Date	SAB Unfunded Approval	Financial Hardship Apportionment	Loan	State Share	Total Apportionment	Cumulative Amount	Submitted Certification Letter November 2022	Grant Agreement Received as of 04/27/2023
ALAMEDA	SAN LORENZO UNIFIED	54/61309-00-003	Charter	D	6/5/2017	12/11/2018	0.00	845,455.40	845,455.40	1,690,910.80	1,690,910.80	No	No
SAN JOAQUIN	LODI UNIFIED	55/68585-00-003	Career Tech New Construction	G	3/31/2020	7/26/2022	0.00	0.00	1,834,513.00	1,834,513.00	3,525,423.80	No	No
GLENN	PLAZA ELEMENTARY	50/62638-00-002	New Construction	G	9/18/2018	8/15/2022	3,323,820.00	0.00	3,361,837.00	6,685,657.00	10,211,080.80	Yes	Yes
EL DORADO	RESCUE UNION ELEMENTARY	57/61978-00-007	Modernization	G	1/30/2019	8/15/2022	0.00	0.00	1,522,341.00	1,522,341.00	11,733,421.80	No	No
RIVERSIDE	BANNING UNIFIED	57/66985-00-006	Modernization	G	12/24/2018	9/21/2022	2,298,541.67	0.00	5,685,610.00	7,984,151.67	19,717,573.47	No	Yes
SAN BERNARDINO	SAN BERNARDINO CITY UNIFIED	57/67876-00-109	Modernization	G	2/4/2019	9/21/2022	0.00	0.00	3,414,190.00	3,414,190.00	23,131,763.47	No	No
SANTA CLARA	GILROY UNIFIED	54/69484-00-003	Charter	D	6/2/2022	10/26/2022	0.00	186,440.70	186,440.70	372,881.40	23,504,644.87	No	No
SANTA CLARA	GILROY UNIFIED	54/69484-00-004	Charter	D	6/2/2022	10/26/2022	0.00	88,864.10	88,864.10	177,728.20	23,682,373.07	No	No
ALAMEDA	OAKLAND UNIFIED	54/61259-00-012	Charter	D	6/3/2022	10/26/2022	0.00	1,434,748.20	1,434,748.20	2,869,496.40	26,551,869.47	No	Yes
SACRAMENTO	SACRAMENTO CITY UNIFIED	54/67439-00-009	Charter	D	6/3/2022	10/26/2022	0.00	538,007.10	538,007.10	1,076,014.20	27,627,883.67	No	No
ALAMEDA	OAKLAND UNIFIED	54/61259-00-006	Charter	G	12/2/2022	3/22/2023	0.00	12,661,061.30	12,661,061.30	25,322,122.60	52,950,006.27	No	No
MARIPOSA	MARIPOSA COUNTY UNIFIED	54/65532-00-001	Charter	G	12/21/2022	3/22/2023	0.00	0.00	381,627.80	381,627.80	53,331,634.07	No	Yes
SAN DIEGO	SAN DIEGO UNIFIED	54/68338-00-007	Charter	G	1/20/2023	4/26/2023	0.00	0.00	15,125,975.90	15,125,975.90	68,457,609.97	No	No
<b>Total</b>							<b>\$5,622,361.67</b>	<b>\$15,754,576.80</b>	<b>\$47,080,671.50</b>	<b>\$68,457,609.97</b>			

\*This Unfunded List (Lack of AB 55 Loans) includes \$6.2 million for 5 projects for Charter School Facilities Program Preliminary Apportionments for Design and Site Funding.

County	School District	Application Number	Program	Approval	Received Date	SAB Date	Financial Hardship Apportionment	Loan	State Share	Total Apportionment	Prop. 47	Prop. 55	Prop. 1D	Prop. 51
ALAMEDA	OAKLAND UNIFIED	54/61259-13-002	Charter	P	5/28/2014	5/27/2015	0.00	2,916,055.40	2,916,055.40	5,832,110.80	0.00	0.00	5,832,110.80	0.00
ALAMEDA	OAKLAND UNIFIED	54/61259-13-002	Charter	P	5/28/2014	8/26/2015	0.00	8,558,059.50	8,558,059.50	17,116,119.00	0.00	0.00	17,116,119.00	0.00
SAN DIEGO	SAN DIEGO UNIFIED	54/68338-00-003	Charter	P	5/18/2017	1/24/2018	0.00	0.00	5,223,938.40	5,223,938.40	0.00	0.00	0.00	5,223,938.40
SAN DIEGO	SAN DIEGO UNIFIED	54/68338-00-005	Charter	P	5/18/2017	1/24/2018	0.00	0.00	1,852,054.20	1,852,054.20	0.00	0.00	0.00	1,852,054.20
SANTA BARBARA	LOMPOC UNIFIED	54/69229-00-001	Charter	P	6/1/2017	1/24/2018	0.00	0.00	331,062.30	331,062.30	0.00	0.00	0.00	331,062.30
SANTA BARBARA	LOMPOC UNIFIED	54/69229-00-001	Charter	P	6/1/2017	12/7/2021	0.00	0.00	5,616,522.90	5,616,522.90	0.00	0.00	0.00	5,616,522.90
SAN DIEGO	SAN DIEGO UNIFIED	54/68338-00-006	Charter	P	6/2/2017	1/24/2018	0.00	0.00	23,036,581.80	23,036,581.80	0.00	0.00	0.00	23,036,581.80
TULARE	VISALIA UNIFIED	54/72256-00-001	Charter	P	6/5/2017	1/24/2018	0.00	3,378,707.10	3,378,707.10	6,757,414.20	0.00	0.00	0.00	6,757,414.20
TULARE	VISALIA UNIFIED	54/72256-00-002	Charter	P	6/5/2017	1/24/2018	0.00	5,195,620.80	5,195,620.80	10,391,241.60	0.00	0.00	0.00	10,391,241.60
SAN DIEGO	SAN DIEGO UNIFIED	54/68338-00-004	Charter	P	5/18/2017	2/28/2018	0.00	0.00	5,649,357.60	5,649,357.60	0.00	0.00	0.00	5,649,357.60
SOLANO	VALLEJO CITY UNIFIED	54/70581-00-006	Charter	P	5/22/2016	2/28/2018	0.00	13,277,356.90	13,277,356.90	26,554,713.80	590,900.00	2,315,550.00	12,651,864.00	10,996,399.80
SOLANO	VALLEJO CITY UNIFIED	54/70581-00-007	Charter	P	5/22/2016	2/28/2018	0.00	452,842.20	452,842.20	905,684.40	0.00	0.00	905,684.40	0.00
SAN DIEGO	SAN DIEGO UNIFIED	54/68338-00-008	Charter	P	6/2/2017	2/28/2018	0.00	0.00	15,156,028.80	15,156,028.80	0.00	0.00	0.00	15,156,028.80
SOLANO	VALLEJO CITY UNIFIED	54/70581-00-004	Charter	P	5/22/2017	05/23/2018	0.00	200,755.80	200,755.80	401,511.60	401,511.60	0.00	0.00	0.00
SOLANO	VALLEJO CITY UNIFIED	54/70581-00-005	Charter	P	5/22/2017	05/23/2018	0.00	8,001,594.70	8,001,594.70	16,003,189.40	2,076,164.03	6,036,845.61	7,820,113.01	70,066.75
ALAMEDA	SAN LORENZO UNIFIED	54/61309-00-003	Charter	P	6/5/2017	12/11/2018	0.00	7,608,998.60	7,608,998.60	15,217,997.20	0.00	0.00	15,217,997.20	0.00
SACRAMENTO	SAN JUAN UNIFIED	54/67447-00-007	Charter	P	6/5/2017	12/11/2018	0.00	0.00	3,855,763.80	3,855,763.80	0.00	0.00	3,855,763.80	0.00
LOS ANGELES	LOS ANGELES UNIFIED	54/64733-00-103	Charter	P	5/30/2017	5/22/2019	0.00	5,159,700.00	5,159,700.00	10,319,400.00	668,718.00	3,954,930.00	5,695,752.00	0.00
BUTTE	CHICO UNIFIED	54/61424-00-006	Charter	P	5/30/2017	2/26/2020	0.00	1,877,635.40	3,175,079.40	5,052,714.80	0.00	0.00	5,052,714.80	0.00
BUTTE	CHICO UNIFIED	54/61424-00-007	Charter	P	5/30/2017	2/26/2020	0.00	2,555,059.80	4,584,394.80	7,139,454.60	0.00	0.00	4,847,001.60	2,292,453.00
LOS ANGELES	LOS ANGELES UNIFIED	54/64733-00-104	Charter	P	5/2/2022	10/26/2022	0.00	18,499,799.40	18,499,799.40	36,999,598.80	0.00	0.00	18,499,799.40	18,499,799.40
SHASTA	CASCADE UNION ELEMENTARY	54/69914-00-001	Charter	P	5/11/2022	10/26/2022	0.00	3,462,863.20	3,662,863.20	7,125,726.40	0.00	0.00	0.00	7,125,726.40
SHASTA	CASCADE UNION ELEMENTARY	54/69914-00-002	Charter	P	5/11/2022	10/26/2022	0.00	1,139,625.00	1,139,625.00	2,279,250.00	0.00	0.00	0.00	2,279,250.00
SACRAMENTO	SAN JUAN UNIFIED	54/67447-00-008	Charter	P	6/1/2022	10/26/2022	0.00	540,286.00	1,437,426.00	1,977,712.00	0.00	0.00	0.00	1,977,712.00
SACRAMENTO	NATOMAS UNIFIED	54/75283-00-009	Charter	P	6/1/2022	10/26/2022	0.00	1,780,934.50	9,780,934.50	11,561,869.00	984,158.50	8,796,776.00	0.00	1,780,934.50
SACRAMENTO	NATOMAS UNIFIED	54/75283-00-010	Charter	P	6/1/2022	10/26/2022	0.00	2,033,351.80	4,033,351.80	6,066,703.60	0.00	4,033,351.80	0.00	2,033,351.80
SANTA CLARA	GILROY UNIFIED	54/69484-00-003	Charter	P	6/2/2022	10/26/2022	0.00	1,677,966.30	1,677,966.30	3,355,932.60	0.00	0.00	0.00	3,355,932.60
SANTA CLARA	GILROY UNIFIED	54/69484-00-004	Charter	P	6/2/2022	10/26/2022	0.00	799,776.90	799,776.90	1,599,553.80	0.00	0.00	0.00	1,599,553.80
ALAMEDA	OAKLAND UNIFIED	54/61259-00-012	Charter	P	6/3/2022	10/26/2022	0.00	12,912,733.80	12,912,733.80	25,825,467.60	0.00	9,358,923.80	3,553,810.00	12,912,733.80
MENDOCINO	POINT ARENA JOINT UNION HIGH	54/65599-00-001	Charter	P	6/3/2022	10/26/2022	0.00	321,889.50	321,889.50	643,779.00	0.00	0.00	0.00	643,779.00
SACRAMENTO	SACRAMENTO CITY UNIFIED	54/67439-00-009	Charter	P	6/3/2022	10/26/2022	0.00	2,152,028.40	4,842,063.90	6,994,092.30	0.00	0.00	0.00	6,994,092.30
SAN DIEGO	SAN DIEGO UNIFIED	54/68338-02-003	Charter	P	6/3/2022	10/26/2022	0.00	0.00	7,528,981.50	7,528,981.50	0.00	0.00	7,528,981.50	0.00
SAN DIEGO	SAN DIEGO UNIFIED	54/68338-02-004	Charter	P	6/3/2022	10/26/2022	0.00	0.00	6,436,435.50	6,436,435.50	0.00	0.00	5,134,935.50	1,301,500.00
<b>Total</b>							<b>0.00</b>	<b>104,503,641.00</b>	<b>196,304,322.30</b>	<b>300,807,963.30</b>	<b>4,721,452.13</b>	<b>34,496,377.21</b>	<b>113,712,647.01</b>	<b>147,877,486.95</b>

\*This Charter Unfunded Preliminary list does not include \$6.2 million for 5 projects for Charter School Facilities Program Preliminary Apportionments for Design and Site Funding.

## **INFORMATION ITEM**

### **SCHOOL FACILITY PROGRAM OFFICE OF PUBLIC SCHOOL CONSTRUCTION FUNDING WORKLOAD LISTING (Applications Received Through April 30, 2023)**

The New Construction and Modernization projects on this list represent completed applications awaiting the Office of Public School Construction (OPSC) processing and scheduling to the State Allocation Board.

This list includes future workload that is identified as:

- Pending reflects workload that has been processed by OPSC but awaiting further information/documentation from the district.
- Reviewing reflects currently being processed by OPSC.

Pursuant to SFP Regulation Section 1859.95.1, this list also includes applications that were received, but not reviewed by OPSC. This list is presented to the State Allocation Board for acknowledgement.

This list is also available on the [OPSC Website](#) and is updated on the first and third Fridays of each month.

**SFP APPLICATIONS**  
**New Construction and Charter School Facilities Program**  
- Workload as of April 30, 2023 -

<b>District</b>	<b>County</b>	<b>Site Name</b>	<b>Application Number</b>	<b>OPSC Date Received</b>	<b>Estimated State Grant (a)***</b>	<b>Financial Hardship (b)</b>	<b>Notification Occurred**</b>
Raymond-Knowles Union Elementary	Madera	Raymond-Knowles Elementary	50/65276-00-001	09/19/17	\$ 197,883	\$ 197,883	11/1/2019
Anaheim Union High	Orange	Oxford Academy	50/66431-05-003	08/17/18	\$ 1,470,799	\$ -	6/1/2021
Irvine Unified	Orange	Canyon View Elementary	50/73650-00-045	08/17/18	\$ 932,595	\$ -	6/1/2021
Fairfield-Suisun Unified	Solano	E Ruth Sheldon Academy of Innovative Learning	50/70540-00-030	10/10/18	\$ 1,574,262	\$ -	11/29/2021
Fairfield-Suisun Unified	Solano	Suisun Valley Elementary	50/70540-00-032	05/08/19	\$ 1,308,175	\$ -	10/1/2022
Stockton Unified	San Joaquin	Rio Calaveras Elementary	50/68676-00-008	06/26/19	\$ 1,481,638	\$ -	10/1/2022
Los Banos Unified	Merced	San Luis High	50/65755-00-013	07/18/19	\$ 634,177	\$ -	11/1/2022
Long Beach Unified	Los Angeles	Millikan High	50/64725-05-004	07/22/19	\$ 7,648,691	\$ -	11/1/2022
Fremont Unified	Alameda	John M Horner Junior High	50/61176-09-004	08/02/19	\$ 11,743,315	\$ -	11/1/2022
Palm Springs Unified	Riverside	Desert Hot Springs High	50/67173-00-016	08/02/19	\$ 1,558,238	\$ -	11/1/2022
Ventura Unified	Ventura	Mound Elementary	50/72652-00-004	08/20/19	\$ 514,427	\$ -	12/1/2022
Las Virgenes Unified	Los Angeles	Lupin Hill Elementary	50/64683-00-007	08/21/19	\$ 798,316	\$ -	12/1/2022
Western Placer Unified	Placer	Twelve Bridges High	50/66951-00-011	08/22/19	\$ 36,763,875	\$ -	12/1/2022
Fremont Unified	Alameda	Washington High	50/61176-08-001	08/27/19	\$ 4,885,235	\$ -	12/1/2022
Elk Grove Unified	Sacramento	James Rutter Middle	50/67314-00-049	08/28/19	\$ 3,141,303	\$ -	12/1/2022
Riverside Unified	Riverside	Magnolia Elementary	50/67215-00-035	08/29/19	\$ 3,558,595	\$ -	12/1/2022
Folsom Cordova Unified	Sacramento	Mangini Ranch Elementary	50/67330-21-012	09/04/19	\$ 11,069,618	\$ -	12/1/2022
Western Placer Unified	Placer	Scott Leaman Elementary	50/66951-00-012	09/16/19	\$ 12,794,910	\$ -	12/1/2022
Fountain Valley	Orange	Masuda Middle	50/66498-00-001	09/17/19	\$ 1,085,890	\$ -	12/1/2022
Riverside Unified	Riverside	Adams Elementary	50/67215-00-036	09/19/19	\$ 2,440,522	\$ -	12/1/2022
Ballico-Cressey Elementary	Merced	Ballico Elementary	50/65649-00-001	09/24/19	\$ 2,778,665	\$ -	12/1/2022
Saugus Union Elementary	Los Angeles	Plum Canyon Elementary	50/64998-00-021	09/26/19	\$ 1,389,799	\$ -	1/4/2023
Poway Unified	San Diego	Oak Valley Middle	50/68296-00-023	10/16/19	\$ 3,018,181	\$ -	1/4/2023
Rocklin Unified	Placer	Ruhkala Elementary	50/75085-00-016	10/17/19	\$ 3,108,505	\$ -	1/4/2023
Lake Elsinore Unified	Riverside	Alberhill Elementary	50/75176-00-021	10/18/19	\$ 12,267,331	\$ -	1/4/2023
North Cow Creek Elementary	Shasta	North Cow Creek Elementary	50/70078-00-001	10/25/19	\$ 121,970	\$ 121,970	1/4/2023
El Centro Elementary	Imperial	De Anza Magnet	50/63123-00-003	10/30/19	\$ 2,800,536	\$ -	1/4/2023
Maple Elementary	Kern	Maple Elementary	50/63610-00-003	10/30/19	\$ 385,052	\$ 385,052	1/4/2023
Standard Elementary	Kern	Standard Elementary	50/63792-00-003	10/31/19	\$ 4,665,935	\$ -	1/4/2023
Madera Unified	Madera	Concurrent Enrollment Middle	50/65243-00-012	10/31/19	\$ 4,134,537	\$ -	1/4/2023
Tustin Unified	Orange	Legacy Magnet Academy	50/73643-00-023	11/07/19	\$ 31,899,239	\$ -	1/4/2023
Riverside Unified	Riverside	Jackson Elementary	50/67215-00-037	11/15/19	\$ 3,059,678	\$ -	1/4/2023
Chowchilla Elementary	Madera	Wilson Middle	50/65193-00-005	12/03/19	\$ 723,007	\$ -	1/4/2023
Riverside Unified	Riverside	University Heights Middle	50/67215-00-038	12/06/19	\$ 2,699,011	\$ -	1/4/2023
Dublin Unified	Alameda	Dublin High	50/75093-00-013	12/18/19	\$ 6,412,551	\$ -	1/4/2023
Riverside Unified	Riverside	King (Martin Luther Jr.) High	50/67215-00-039	01/06/20	\$ 514,585	\$ -	1/4/2023
Napa Valley Unified	Napa	River Charter	50/66266-03-001	01/10/20	\$ 4,042,028	\$ -	1/4/2023
Corona-Norco Unified	Riverside	Jefferson Elementary	50/67033-04-002	01/15/20	\$ 4,797,972	\$ -	1/4/2023
Murrieta Valley Unified	Riverside	Murrieta Mesa High	50/75200-00-025	01/24/20	\$ 5,113,657	\$ -	1/4/2023
Los Angeles Unified	Los Angeles	Huntington Park Senior High	51/64733-17-001*	10/14/22	\$ 5,777,521	\$ -	
Los Angeles Unified	Los Angeles	Huntington Park Senior High	51/64733-17-002*	10/14/22	\$ 6,141,596	\$ -	
Los Angeles Unified	Los Angeles	Huntington Park Senior High	51/64733-17-003*	10/14/22	\$ 16,574,443	\$ -	
Los Angeles Unified	Los Angeles	North Hollywood High	51/64733-22-001*	12/01/22	\$ 5,929,019	\$ -	
Los Angeles Unified	Los Angeles	North Hollywood High	51/64733-22-002*	12/01/22	\$ 714,355	\$ -	
Albany Unified	Alameda	Marin Elementary	51/61127-00-003*	12/22/22	\$ 6,164,559	\$ -	
Lompoc Unified	Santa Barbara	Manzanita Public Charter School	54/69229-00-001	01/20/23	\$ 6,894,427	\$ -	
Trona Joint Unified	San Bernardino	Trona High	51/67892-00-001	02/14/23	\$ 13,874,215	\$ -	
Vallejo Unified	Solano	MIT Academy Middle	54/70581-00-004	02/28/23	\$ 339,592	\$ -	

**SFP APPLICATIONS**  
**New Construction and Charter School Facilities Program**  
**- Workload as of April 30, 2023 -**

<b>District</b>	<b>County</b>	<b>Site Name</b>	<b>Application Number</b>	<b>OPSC Date Received</b>	<b>Estimated State Grant (a)***</b>	<b>Financial Hardship (b)</b>	<b>Notification Occurred**</b>
Vallejo Unified	Solano	MIT Academy Middle	54/70581-00-005	02/28/23	\$ 15,070,338	\$ -	
Vallejo Unified	Solano	MIT Academy High	54/70581-00-006	02/28/23	\$ 23,287,880	\$ -	
Vallejo Unified	Solano	MIT Academy High	54/70581-00-007	02/28/23	\$ 627,306	\$ -	
Los Angeles Unified	Los Angeles	Venice Senior High	51/64733-00-005*	04/21/23	\$ 10,093,938	\$ -	
Los Angeles Unified	Los Angeles	Venice Senior High	51/64733-00-006*	04/21/23	\$ 4,586,109	\$ -	
Los Angeles Unified	Los Angeles	Roosevelt (Theodore) Senior High	51/64733-05-001*	05/01/23	\$ 6,691,474	\$ -	
Los Angeles Unified	Los Angeles	Roosevelt (Theodore) Senior High	51/64733-05-002*	05/01/23	\$ 11,406,450	\$ -	
Los Angeles Unified	Los Angeles	Roosevelt (Theodore) Senior High	51/64733-05-003*	05/01/23	\$ 26,007,436	\$ -	
					<b>\$ 359,715,361</b>	<b>\$ 704,905</b>	
					<b>Total</b>	<b>\$ 360,420,265</b>	

<b>NEW CONSTRUCTION FUNDING SUB-TOTALS</b>	<b>\$ 199,534,703</b>	<b>\$ 704,905</b>
<b>NEW CONSTRUCTION FACILITY HARDSHIP - NON SEISMIC</b>	<b>\$ 13,874,215</b>	<b>\$ -</b>
<b>NEW CONSTRUCTION FUNDING TOTAL</b>		<b>\$ 214,113,822</b>
<b>NEW CONSTRUCTION FACILITY HARDSHIP - SEISMIC</b>	<b>\$ 100,086,900</b>	<b>\$ -</b>
<b>CHARTER SCHOOLS</b>	<b>\$ 46,219,543</b>	<b>\$ -</b>

(a) Represents estimated state share of project including excessive cost grants. Amounts shown have not been reviewed by OPSC for compliance with all School Facility Program requirements.

(b) Represents estimated financial hardship. Amounts shown have not been reviewed by OPSC for compliance with all School Facility Program requirements.

\*Facility Hardship project requesting Seismic Mitigation Program funding.

\*\* School districts have been notified that the Office of Public School Construction will begin processing the district's application in the near future.

**SFP APPLICATIONS**  
**Modernization School Facilities Program**  
- Workload as of April 30, 2023 -

<b>District</b>	<b>County</b>	<b>Site Name</b>	<b>Application Number</b>	<b>OPSC Date Received</b>	<b>Estimated State Grant (a)***</b>	<b>Financial Hardship (b)</b>	<b>Notification Occurred**</b>
Los Angeles Unified	Los Angeles	Woodrow Wilson Senior High	57/64733-00-658	03/07/18	\$ 3,778,899	\$ -	4/2/2020
Los Angeles Unified	Los Angeles	Humphreys Avenue Elementary	57/64733-00-687	05/15/18	\$ 6,897,346	\$ -	1/4/2021
Willows Unified	Glenn	Willows Intermediate	57/62661-00-006	08/17/18	\$ 587,603	\$ -	6/1/2021
Central Union Elementary	Kings	Akers Elementary	57/63883-00-001	08/22/18	\$ 3,604,760	\$ 2,403,173	7/15/2021
Central Union Elementary	Kings	Central Elementary	57/63883-00-003	08/22/18	\$ 210,870	\$ 140,580	7/15/2021
Central Union Elementary	Kings	Stratford Elementary	57/63883-00-004	08/22/18	\$ 204,582	\$ 136,388	7/15/2021
Hope Elementary	Tulare	Hope Elementary	57/71944-00-002	01/18/19	\$ 113,636	\$ 75,757	2/1/2021
Fremont Unified	Alameda	Steven Millard Elementary	57/61176-00-043	01/24/19	\$ 582,885	\$ -	2/1/2021
Huntington Beach City Elementary	Orange	Ethel Dwyer Middle	57/66530-00-020	01/25/19	\$ 2,955,708	\$ -	3/2/2022
San Bernardino City Unified	San Bernardino	North Park Elementary	57/67876-00-110	02/15/19	\$ 1,263,683	\$ -	5/2/2022
Temecula Valley Unified	Riverside	James L Day Middle	57/75192-00-016	02/15/19	\$ 3,086,295	\$ -	1/6/2023
Downey Unified	Los Angeles	Rio San Gabriel Elementary	57/64451-00-032	02/19/19	\$ 2,440,923	\$ -	5/2/2022
Los Angeles Unified	Los Angeles	Crenshaw Senior High	57/64733-00-721	02/28/19	\$ 13,126,327	\$ -	6/6/2022
Downey Unified	Los Angeles	Unsworth (Edith) Elementary	57/64451-00-035	04/11/19	\$ 1,821,033	\$ -	
El Tejon Unified	Kern	Frazier Park Elementary	57/75168-00-001	05/20/19	\$ 234,941	\$ 156,627	10/1/2022
El Tejon Unified	Kern	Frazier Mountain High	57/75168-00-002	05/20/19	\$ 253,703	\$ 169,135	10/1/2022
El Tejon Unified	Kern	El Tejon Elementary	57/75168-00-003	05/20/19	\$ 194,246	\$ 129,498	10/1/2022
Tustin Unified	Orange	C C Lambert Elementary	57/73643-00-023	05/31/19	\$ 563,209	\$ -	10/1/2022
Tustin Unified	Orange	Robert Heideman Elementary	57/73643-00-025	05/31/19	\$ 921,615	\$ -	10/1/2022
Yuba County Office of Education	Yuba	Virginia School	57/10587-00-006	06/13/19	\$ 282,975	\$ 188,650	10/1/2022
Whittier City Elementary	Los Angeles	Orange Grove Elementary	57/65110-00-016	06/13/19	\$ 1,689,998	\$ -	10/1/2022
San Francisco Unified	San Francisco	Washington (George) High	57/68478-63-006	06/14/19	\$ 16,508,360	\$ -	10/1/2022
Whittier City Elementary	Los Angeles	Lou Henry Hoover Elementary	57/65110-00-017	06/26/19	\$ 2,910,388	\$ -	10/1/2022
Eureka City Schools	Humboldt	Lincoln Elementary	57/75515-00-012	06/28/19	\$ 2,151,390	\$ -	10/1/2022
San Francisco Unified	San Francisco	Milk (Harvey) Civil Rights Elementary	57/68478-00-063	08/05/19	\$ 1,059,695	\$ -	11/2/2022
Roseville Joint Union High	Placer	Granite Bay High	57/66928-00-006	08/09/19	\$ 2,784,623	\$ -	11/2/2022
Monson-Sultana Joint Union Elementary	Tulare	Monson-Sultana Elementary	57/72009-00-002	08/09/19	\$ 905,713	\$ -	11/2/2022
Tahoe-Truckee Unified	Placer	Sierra Expeditionary Learning	57/66944-00-020	08/16/19	\$ 1,146,384	\$ -	12/1/2022
Whittier City Elementary	Los Angeles	Mill Elementary	57/65110-00-018	08/19/19	\$ 1,393,200	\$ -	12/1/2022
Los Nietos	Los Angeles	Aeolian Elementary	57/64758-00-006	08/23/19	\$ 2,812,991	\$ -	12/1/2022
Elk Grove Unified	Sacramento	Joseph Kerr Middle	57/67314-00-036	08/23/19	\$ 2,188,989	\$ -	12/1/2022
Moraga Elementary	Contra Costa	Camino Pablo Elementary	57/61747-00-004	08/26/19	\$ 701,440	\$ -	12/2/2022
Le Grand Union	Merced	Le Grand Elementary	57/65722-00-002	08/26/19	\$ 302,660	\$ 201,774	12/2/2022
Lucia Mar Unified	San Luis Obispo	Oceano Elementary	57/68759-00-017	08/26/19	\$ 1,690,526	\$ -	12/1/2022
Lucia Mar Unified	San Luis Obispo	Mesa Middle	57/68759-00-018	08/26/19	\$ 2,934,810	\$ -	12/1/2022
Colusa Unified	Colusa	Burchfield Primary	57/61598-00-001	08/28/19	\$ 1,147,073	\$ -	12/1/2022
Colusa Unified	Colusa	Colusa High	57/61598-00-002	08/28/19	\$ 1,178,921	\$ -	12/1/2022
Colusa Unified	Colusa	Egling Middle	57/61598-00-003	08/28/19	\$ 1,413,093	\$ -	12/1/2022
Desert Sands Unified	Riverside	Indio Middle	57/67058-00-020	08/29/19	\$ 4,500,965	\$ -	12/1/2022
Riverside Unified	Riverside	Magnolia Elementary	57/67215-00-042	08/29/19	\$ 670,308	\$ -	12/2/2022
Riverside Unified	Riverside	Fremont Elementary	57/67215-00-043	08/29/19	\$ 1,494,294	\$ -	12/1/2022
Azusa Unified	Los Angeles	Murray Elementary	57/64279-00-028	08/30/19	\$ 1,372,382	\$ -	12/2/2022
San Francisco Unified	San Francisco	Garfield Elementary	57/68478-00-064	08/30/19	\$ 1,805,257	\$ -	12/2/2022
Kern Union High	Kern	North High	57/63529-00-013	09/03/19	\$ 4,559,315	\$ -	12/1/2022
Chicago Park Elementary	Nevada	Chicago Park Elementary	57/66316-00-002	09/04/19	\$ 681,893	\$ 454,596	12/1/2022
Bennett Valley Union Elementary	Sonoma	Yulupa Elementary	57/70623-00-007	09/12/19	\$ 264,042	\$ -	12/1/2022
Hanford Elementary	Kings	Lincoln Elementary	57/63917-00-007	09/13/19	\$ 2,683,314	\$ -	12/1/2022
Hanford Elementary	Kings	George Washington	57/63917-00-008	09/13/19	\$ 2,476,072	\$ -	12/1/2022

**SFP APPLICATIONS**  
**Modernization School Facilities Program**  
- Workload as of April 30, 2023 -

<b>District</b>	<b>County</b>	<b>Site Name</b>	<b>Application Number</b>	<b>OPSC Date Received</b>	<b>Estimated State Grant (a)***</b>	<b>Financial Hardship (b)</b>	<b>Notification Occurred**</b>
Desert Sands Unified	Riverside	Kennedy Elementary	57/67058-00-021	09/16/19	\$ 402,918	\$ -	12/1/2022
Newport-Mesa Unified	Orange	Wilson Elementary	57/66597-00-051	09/17/19	\$ 1,802,983	\$ -	12/2/2022
San Jose Unified	Santa Clara	Willow Glen High	57/69666-00-053	09/17/19	\$ 2,212,543	\$ -	12/1/2022
San Jose Unified	Santa Clara	Lincoln High	57/69666-00-054	09/17/19	\$ 2,538,379	\$ -	12/1/2022
Moreno Valley Unified	Riverside	Vista Heights	57/67124-00-026	09/19/19	\$ 6,163,856	\$ 4,109,237	12/2/2022
Riverside Unified	Riverside	Adams Elementary	57/67215-00-044	09/19/19	\$ 1,012,227	\$ -	12/1/2022
Panama-Buena Vista Union	Kern	Panama Elementary	57/63362-00-006	09/26/19	\$ 3,301,060	\$ -	1/4/2023
Saugus Union Elementary	Los Angeles	Plum Canyon Elementary	57/64998-00-011	09/26/19	\$ 1,233,580	\$ -	1/4/2023
Etiwanda Elementary	San Bernardino	Windrows Elementary	57/67702-00-003	09/26/19	\$ 3,255,348	\$ 2,170,232	1/4/2023
Walnut Valley Unified	Los Angeles	Diamond Bar High	57/73460-00-013	09/30/19	\$ 13,519,632	\$ -	1/4/2023
Center Joint Unified	Sacramento	Oak Hill Elementary	57/73973-00-006	09/30/19	\$ 3,641,528	\$ -	1/4/2023
Garden Grove Unified	Orange	Genevieve M Crosby Elementary	57/66522-00-095	10/05/19	\$ 887,314	\$ -	1/4/2023
Moreno Valley Unified	Riverside	Badger Springs Middle	57/67124-00-027	10/08/19	\$ 5,234,589	\$ 3,489,726	1/4/2023
Alta Vista Elementary	Tulare	Alta Vista Elementary	57/71811-00-003	10/08/19	\$ 1,656,832	\$ 1,104,555	1/4/2023
Rockford Elementary	Tulare	Rockford Elementary	57/72090-00-002	10/08/19	\$ 442,844	\$ -	1/4/2023
Wheatland Union High	Yuba	Wheatland Union High	57/72769-00-002	10/09/19	\$ 3,786,222	\$ -	1/4/2023
Monterey Peninsula Unified	Monterey	George C Marshall Elementary	57/66092-00-033	10/11/19	\$ 691,138	\$ -	1/4/2023
Monterey Peninsula Unified	Monterey	Highland Elementary	57/66092-00-034	10/11/19	\$ 550,516	\$ -	1/4/2023
Monterey Peninsula Unified	Monterey	Monte Vista Elementary	57/66092-00-035	10/11/19	\$ 2,092,964	\$ -	1/4/2023
Monterey Peninsula Unified	Monterey	Marina Vista Elementary	57/66092-00-036	10/14/19	\$ 754,887	\$ -	1/4/2023
Garden Grove Unified	Orange	Excelsior Elementary	57/66522-00-094	10/15/19	\$ 422,067	\$ -	1/4/2023
Garden Grove Unified	Orange	Alamitos Intermediate	57/66522-00-096	10/15/19	\$ 319,123	\$ -	1/4/2023
Sacramento City Unified	Sacramento	American Legion High (Continuation)	57/67439-00-077	10/17/19	\$ 376,386	\$ -	1/4/2023
Sacramento City Unified	Sacramento	West Campus	57/67439-00-078	10/17/19	\$ 540,268	\$ -	1/4/2023
Washington Unified	Yolo	Washington Middle College High	57/72694-00-019	10/17/19	\$ 1,243,180	\$ -	1/4/2023
Visalia Unified	Tulare	Golden West High	57/72256-00-031	10/18/19	\$ 11,715,960	\$ -	1/4/2023
Whittier City Elementary	Los Angeles	Daniel Phelan Elementary	57/65110-00-019	10/23/19	\$ 1,769,640	\$ -	1/4/2023
Whittier City Elementary	Los Angeles	Lydia Jackson Elementary	57/65110-00-020	10/23/19	\$ 1,434,996	\$ -	1/4/2023
Whittier City Elementary	Los Angeles	West Whittier Elementary	57/65110-00-021	10/23/19	\$ 5,566,584	\$ -	1/4/2023
Elk Grove Unified	Sacramento	Foulks Ranch Elementary	57/67314-00-037	10/24/19	\$ 2,043,360	\$ -	1/4/2023
Monterey Peninsula Unified	Monterey	La Mesa Elementary	57/66092-00-037	10/25/19	\$ 260,145	\$ -	1/4/2023
Monterey Peninsula Unified	Monterey	Foothill Elementary	57/66092-00-038	10/25/19	\$ 666,640	\$ -	1/4/2023
Redwood City Elementary	San Mateo	Orion Alternative	57/69005-00-008	10/25/19	\$ 550,482	\$ -	1/4/2023
North Cow Creek Elementary	Shasta	North Cow Creek Elementary	57/70078-00-001	10/25/19	\$ 252,263	\$ 168,176	1/4/2023
Palmdale Elementary	Los Angeles	Dos Caminos Elementary	57/64857-00-002	10/30/19	\$ 906,607	\$ -	1/4/2023
Glendale Unified	Los Angeles	College View	57/64568-00-049	10/31/19	\$ 1,313,607	\$ -	1/4/2023
Mission Union Elementary	Monterey	Mission Elementary	57/66084-00-003	10/31/19	\$ 334,060	\$ 222,707	1/4/2023
Corcoran Joint Unified	Kings	John Muir Middle	57/63891-00-014	11/08/19	\$ 1,888,499	\$ -	1/4/2023
Corcoran Joint Unified	Kings	Mark Twain Elementary	57/63891-00-015	11/08/19	\$ 1,668,660	\$ -	1/4/2023
Riverside Unified	Riverside	University Heights Middle	57/67215-00-045	11/14/19	\$ 418,281	\$ -	1/4/2023
Sylvan Union Elementary	Stanislaus	Elizabeth Ustach Middle	57/71290-00-011	11/18/19	\$ 5,174,338	\$ -	1/4/2023
Plaza Elementary	Glenn	Plaza Elementary	57/62638-00-001	11/19/19	\$ 1,022,988	\$ 681,992	1/4/2023
Hanford Elementary	Kings	Lee Richmond Elementary	57/63917-00-009	11/19/19	\$ 1,533,537	\$ -	1/4/2023
Hesperia Unified	San Bernardino	Joshua Circle Elementary	57/75044-00-001	11/19/19	\$ 2,061,850	\$ -	1/4/2023
Hesperia Unified	San Bernardino	Sultana High	57/75044-00-002	11/19/19	\$ 2,040,420	\$ -	1/4/2023
Whittier City Elementary	Los Angeles	Christian Sorensen Elementary	57/65110-00-022	11/20/19	\$ 3,126,055	\$ -	1/4/2023
Centralia Elementary	Orange	San Marino Elementary	57/66472-00-015	11/21/19	\$ 532,907	\$ -	1/4/2023
Oak Park Unified	Ventura	Brookside Elementary	57/73874-00-004	11/21/19	\$ 2,943,843	\$ -	1/4/2023

**SFP APPLICATIONS**  
**Modernization School Facilities Program**  
- Workload as of April 30, 2023 -

<b>District</b>	<b>County</b>	<b>Site Name</b>	<b>Application Number</b>	<b>OPSC Date Received</b>	<b>Estimated State Grant (a)***</b>	<b>Financial Hardship (b)</b>	<b>Notification Occurred**</b>
Hanford Elementary	Kings	Roosevelt Elementary	57/63917-00-010	11/25/19	\$ 1,205,134	\$ -	1/6/2023
Burton Elementary	Tulare	Oak Grove Elementary	57/71837-00-005	11/25/19	\$ 2,939,952	\$ -	1/6/2023
Burton Elementary	Tulare	Burton Elementary	57/71837-00-006	11/25/19	\$ 1,776,355	\$ -	1/6/2023
Burton Elementary	Tulare	Jim Maples Academy	57/71837-00-007	11/25/19	\$ 2,122,800	\$ -	1/6/2023
Santa Paula Unified	Ventura	Barbara Webster Elementary	57/76828-00-005	11/25/19	\$ 1,791,587	\$ -	1/6/2023
Waterford Unified	Stanislaus	Richard M Moon Primary	57/75572-00-001	11/26/19	\$ 408,014	\$ 272,009	1/6/2023
Waterford Unified	Stanislaus	Lucille Whitehead Intermediate	57/75572-00-002	11/26/19	\$ 95,434	\$ 63,623	1/6/2023
Waterford Unified	Stanislaus	Waterford Junior High	57/75572-00-003	11/26/19	\$ 230,927	\$ 153,951	1/6/2023
Waterford Unified	Stanislaus	Sentinel High	57/75572-00-004	11/26/19	\$ 16,399	\$ 10,933	1/6/2023
Moraga Elementary	Contra Costa	Donald L Rheem Elementary	57/61747-00-005	12/02/19	\$ 2,671,694	\$ -	1/6/2023
Morongo Unified	San Bernardino	Yucca Valley High	57/67777-00-009	12/02/19	\$ 1,384,070	\$ -	1/6/2023
Mountain View-Los Altos Union High	Santa Clara	Mountain View High	57/69609-00-005	12/02/19	\$ 3,835,811	\$ -	1/6/2023
Los Alamitos Unified	Orange	Rossmoor Elementary	57/73924-00-015	12/04/19	\$ 626,198	\$ -	1/6/2023
Los Nietos	Los Angeles	Ada S Nelson Elementary	57/64758-00-007	12/06/19	\$ 2,021,740	\$ -	1/6/2023
Whittier City Elementary	Los Angeles	Katherine Edwards Middle	57/65110-00-023	12/18/19	\$ 6,543,024	\$ -	1/6/2023
Riverside Unified	Riverside	Alcott Elementary	57/67215-00-046	12/19/19	\$ 1,013,094	\$ -	1/6/2023
Los Angeles Unified	Los Angeles	Ninety-Third Street Elementary	57/64733-00-727	12/20/19	\$ 900,630	\$ -	1/6/2023
Los Angeles Unified	Los Angeles	Foshay Learning Center	57/64733-00-728	12/20/19	\$ 4,012,461	\$ -	1/6/2023
Los Angeles Unified	Los Angeles	Venice Senior High	57/64733-00-729	12/20/19	\$ 7,478,560	\$ -	1/6/2023
San Rafael City High	Marin	San Rafael High	57/65466-00-007	12/20/19	\$ 986,446	\$ -	1/6/2023
Monterey Peninsula Unified	Monterey	Seaside Middle	57/66092-00-039	12/20/19	\$ 2,011,747	\$ -	1/6/2023
Riverside Unified	Riverside	Longfellow Elementary	57/67215-00-047	12/26/19	\$ 1,356,938	\$ -	1/6/2023
Rosemead Elementary	Los Angeles	Muscatal Middle	57/64931-00-015	01/06/20	\$ 4,030,939	\$ -	1/6/2023
Little Lake City Elementary	Los Angeles	Lakeside Middle	57/64717-00-010	01/13/20	\$ 4,543,695	\$ -	1/6/2023
Corona-Norco Unified	Riverside	Jefferson Elementary	57/67033-00-023	01/15/20	\$ 2,544,857	\$ -	1/6/2023
Center Joint Unified	Sacramento	Center High	57/73973-00-007	01/16/20	\$ 8,971,020	\$ 5,980,680	1/6/2023
Woodlake Unified	Tulare	Woodlake Valley Middle	57/76794-00-003	01/16/20	\$ 1,735,245	\$ -	1/6/2023
Calexico Unified	Imperial	Calexico High	57/63099-00-005	01/21/20	\$ 18,119,529	\$ -	1/6/2023
Redwood City Elementary	San Mateo	Hawes Elementary	57/69005-00-009	01/21/20	\$ 491,590	\$ -	1/6/2023
Los Nietos	Los Angeles	Los Nietos Middle	57/64758-00-008	01/24/20	\$ 569,446	\$ -	1/6/2023
Rosemead Elementary	Los Angeles	Muscatal Middle	57/64931-00-016	01/24/20	\$ 1,904,011	\$ -	1/6/2023
Oak Park Unified	Ventura	Medea Creek Middle	57/73874-00-005	01/24/20	\$ 5,746,358	\$ -	1/6/2023
Monterey County Office of Education	Monterey	Bard Blades (TMR)	57/10272-00-002	01/27/20	\$ 814,737	\$ -	1/6/2023
San Lorenzo Unified	Alameda	Colonial Acres Elementary	57/61309-00-018	01/27/20	\$ 1,022,207	\$ -	1/6/2023
Los Angeles Unified	Los Angeles	Susan Miller Dorsey Senior High	57/64733-00-730	01/28/20	\$ 872,225	\$ -	1/6/2023
Anaheim Union High	Orange	Western High	57/66431-00-025	01/28/20	\$ 2,579,977	\$ -	1/6/2023
East Side Union High	Santa Clara	William C Overfelt High	57/69427-00-039	01/28/20	\$ 246,855	\$ -	1/6/2023
Whittier City Elementary	Los Angeles	Longfellow Elementary	57/65110-00-024	01/29/20	\$ 3,420,166	\$ -	1/6/2023
Tulare City	Tulare	Roosevelt Elementary	57/72231-00-011	01/29/20	\$ 2,470,914	\$ -	1/6/2023
Central Union High	Imperial	Southwest High	57/63115-00-006	01/31/20	\$ 1,349,208	\$ -	1/6/2023
Las Virgenes Unified	Los Angeles	White Oak Elementary	57/64683-00-011	02/03/20	\$ 1,351,367	\$ -	3/1/2023
Garden Grove Unified	Orange	Morningside Elementary	57/66522-00-102	02/04/20	\$ 273,783	\$ -	3/1/2023
Walnut Valley Unified	Los Angeles	South Pointe Middle	57/73460-00-014	02/04/20	\$ 950,894	\$ -	3/1/2023
Los Alamitos Unified	Orange	Jack L Weaver Elementary	57/73924-00-016	02/04/20	\$ 355,161	\$ -	3/1/2023
Castro Valley Unified	Alameda	Creekside Middle	57/61150-00-029	02/05/20	\$ 1,165,308	\$ -	3/1/2023
Long Beach Unified	Los Angeles	Alvarado Elementary	57/64725-00-037	02/06/20	\$ 2,002,889	\$ -	3/1/2023
Long Beach Unified	Los Angeles	Bixby Elementary	57/64725-00-038	02/06/20	\$ 2,585,231	\$ -	3/1/2023
Greenfield Union	Kern	Planz Elementary	57/63503-00-004	02/07/20	\$ 228,942	\$ 152,628	3/1/2023



**SFP APPLICATIONS**  
**Modernization School Facilities Program**  
 - Workload as of April 30, 2023 -

District	County	Site Name	Application Number	OPSC Date Received	Estimated State Grant (a)***	Financial Hardship (b)	Notification Occurred**
Greenfield Union	Kern	Plantation Elementary	57/63503-00-005	02/07/20	\$ 172,273	\$ 114,849	3/1/2023
Greenfield Union	Kern	Leon H Ollivier Middle	57/63503-00-006	02/07/20	\$ 899,293	\$ 599,529	3/1/2023
Greenfield Union	Kern	Raffaello Palla Elementary	57/63503-00-007	02/07/20	\$ 698,160	\$ 465,440	3/1/2023
Greenfield Union	Kern	McKee Middle	57/63503-00-008	02/07/20	\$ 655,251	\$ 436,834	3/1/2023
Greenfield Union	Kern	W A Kendrick Elementary	57/63503-00-009	02/07/20	\$ 615,801	\$ 410,534	3/1/2023
Greenfield Union	Kern	Greenfield Middle	57/63503-00-010	02/07/20	\$ 234,649	\$ 156,433	3/1/2023
Greenfield Union	Kern	Fairview Elementary	57/63503-00-011	02/07/20	\$ 423,162	\$ 282,108	3/1/2023
Long Beach Unified	Los Angeles	Muir Elementary	57/64725-00-039	02/07/20	\$ 7,924,918	\$ -	3/1/2023
Centralia Elementary	Orange	Los Coyotes Elementary	57/66472-00-016	02/07/20	\$ 125,931	\$ -	3/1/2023
Fountain Valley Elementary	Orange	Tamura (Hisamatsu) Elementary	57/66498-00-018	02/10/20	\$ 1,476,090	\$ -	3/1/2023
Fountain Valley Elementary	Orange	Newland (William T) Elementary	57/66498-00-019	02/10/20	\$ 2,318,769	\$ -	3/1/2023
Del Norte County Unified	Del Norte	Mary Peacock Elementary	57/61820-00-015	02/11/20	\$ 1,883,811	\$ 1,255,874	3/1/2023
Del Norte County Unified	Del Norte	Bess Maxwell Elementary	57/61820-00-016	02/11/20	\$ 1,423,794	\$ 949,196	3/1/2023
Del Norte County Unified	Del Norte	Pine Grove Elementary	57/61820-00-017	02/11/20	\$ 1,153,663	\$ 769,109	3/1/2023
Garden Grove Unified	Orange	Newhope Elementary	57/66522-00-103	02/11/20	\$ 432,606	\$ -	3/1/2023
Los Angeles Unified	Los Angeles	Venice Senior High	58/64733-00-005*	02/16/23	\$ 1,059,058	\$ -	
Los Angeles Unified	Los Angeles	Crenshaw Senior High	58/64733-00-006*	03/23/23	\$ 894,491	\$ -	
Anderson Union High	Shasta	Anderson High	58/69856-00-002	04/06/23	\$ 475,996	\$ -	
Lewiston Elementary	Trinity	Lewiston Elementary	58/71746-00-002	04/27/23	\$ 440,730	\$ 293,820	
Greenfield Union	Kern	Kendrick Elementary	58/63503-00-001	04/28/23	\$ 1,426,381	\$ -	
					<b>\$ 356,371,839</b>	<b>\$ 28,370,352</b>	
						<b>\$ 384,742,191</b>	

<b>MODERNIZATION FUNDING SUBTOTALS</b>	<b>\$ 352,075,183</b>	<b>\$ 28,076,532</b>
<b>MODERNIZATION FACILITY HARDSHIP - NON SEISMIC</b>	<b>\$ 2,343,107</b>	<b>\$ 293,820</b>
<b>TOTAL MODERNIZATION FUNDING</b>		<b>\$ 382,788,642</b>
<b>MODERNIZATION FACILITY HARDSHIP - SEISMIC</b>	<b>\$ 1,953,549</b>	<b>\$ -</b>

(a) Represents estimated 60% state share of project including excessive cost grants. Sesimic Mitigation Program projects represents the estimated 50% state share of project. Amounts shown have not been reviewed by OPSC for compliance with all School Facility Program requirements.

(b) Represents estimated financial hardship. Amounts shown have not been reviewed by OPSC for compliance with all School Facility Program requirements.

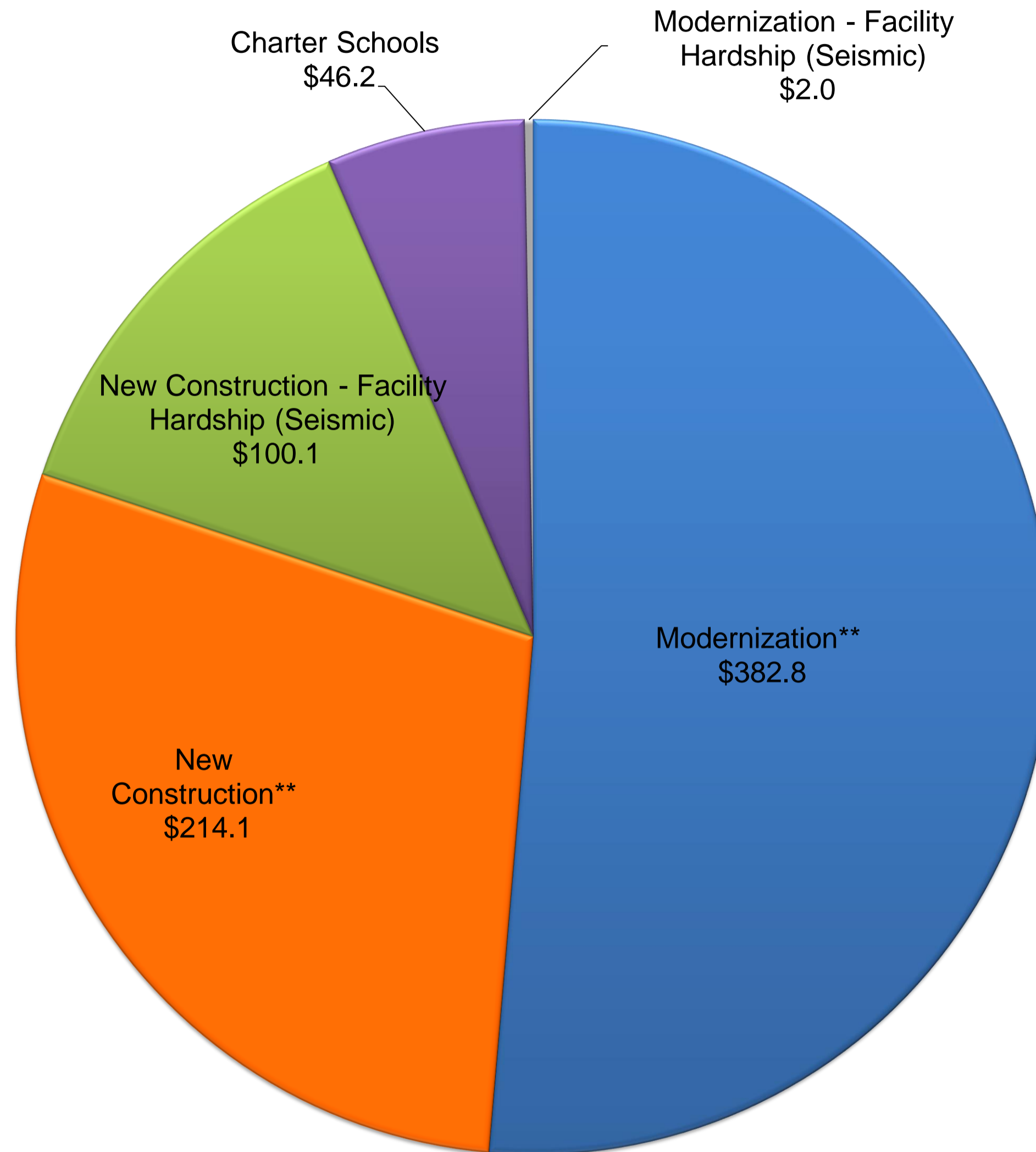
\*Facility Hardship project requesting Seismic Mitigation Program funding.

\*\*School districts have been notified that the Office of Public School Construction will begin processing the district's application in the near future.

CHARTER APPLICATIONS  
 Remaining Applications for Preliminary Apportionment (Forms SAB 50-09)  
 - as of April 30, 2023 -

Type	County	District	Charter School	Application Number	Received Date	Estimated Reserved Preliminary Apportionment
New Construction	Los Angeles	Los Angeles Unified	Magnolia Science Academy 1	54/64733-39-001	05/02/22	\$ 21,245,388.00
New Construction	Shasta	Shasta Union High	California Heritage YouthBuild Academy	54/70136-02-001	05/02/22	\$ 39,064,667.64
New Construction	Placer	Rocklin Unified	MMCA Expansion	54/75085-00-003	05/03/22	\$ 10,449,266.00
New Construction	Humboldt	Northern Humboldt Union High	Laurel Tree - 9-12	54/62687-00-001	05/29/22	\$ 2,533,982.00
New Construction	Humboldt	McKinleyville Union Elementary	Laurel Tree Charter - TK-8	54/62950-00-001	05/29/22	\$ 5,066,501.00
New Construction	Sacramento	Natomas Unified	Natomas Charter School	54/75283-00-011	06/01/22	\$ 5,608,960.00
Rehabilitation	San Diego	Grossmont Union High	LCHS Alpine	54/68130-00-002	06/02/22	\$ 9,321,157.00
New Construction	Shasta	Shasta Union High	Redding School of the Arts High School	54/70136-01-001	06/02/22	\$ 14,101,438.00
New Construction	San Benito	Hollister Elementary	Hollister Prep	54/67470-00-001	06/02/22	\$ 15,475,416.00
Rehabilitation	Alameda	Hayward Unified	Impact Academy	54/61192-02-005	06/02/22	\$ 18,081,400.00
Rehabilitation	Fresno	Sanger Unified	Sanger Academy Charter School	54/62414-00-001	06/03/22	\$ 21,007,350.00
New Construction	Shasta	Columbia Elementary	Redding School of the Arts TK	54/69948-00-001	06/03/22	\$ 3,162,962.00
Rehabilitation	Sacramento	Twin Rivers Unified	Community Outreach Academy (6-8) (Rehab)	54/76505-03-001	06/03/22	\$ 6,691,560.00
New Construction	Sacramento	Natomas Unified	Natomas Pacific Pathways Preparatory Elementary School	54/75283-00-012	06/03/22	\$ 10,197,069.00
Rehabilitation	Sacramento	Natomas Unified	Natomas Pacific Pathways Preparatory Elementary School	54/75283-00-013	06/03/22	\$ 2,761,022.00
New Construction	San Diego	San Diego Unified	Kavod Charter School	54/68338-00-014	06/03/22	\$ 24,932,694.00
Rehabilitation	San Diego	San Diego Unified	Kavod Charter School	54/68338-00-013	06/03/22	\$ 8,209,293.00
New Construction	San Diego	San Diego Unified	Health Sciences	54/68338-00-010	06/03/22	\$ 52,457,756.00
Rehabilitation	San Diego	Chula Vista Elementary	Feaster Charter Modernization	54/68023-03-003	06/03/22	\$ 20,052,170.00
Rehabilitation	San Diego	Chula Vista Elementary	Mueller Charter Rehab	54/68023-00-003	06/03/22	\$ 14,043,278.00
<b>Total</b>						<b>\$ 304,463,330</b>

**School Facility Program Applications within Bond Authority\***  
**- in millions of dollars, as of April 30, 2023 -**



\*The projects on this report only represents completed applications that are awaiting Office of Public School Construction (OPSC) processing and scheduling to the State Allocation Board. It does not reflect the OPSC's complete workload or guarantee the project is within available bond authority.

\*\* Includes Facility Hardship Non-Seismic applications.

This list includes future workload that is identified as:

- Pending reflects workload that has been processed by OPSC but awaiting further information/documentation from the district.
- Reviewing reflects currently being processed by OPSC.

## **INFORMATION ITEM**

### **CALIFORNIA PRESCHOOL, TRANSITIONAL KINDERGARTEN AND FULL-DAY KINDERGARTEN FACILITIES GRANT PROGRAM (as of April 30, 2023)**

The applications on this list represent California Preschool, Transitional Kindergarten and Full-Day Kindergarten Facilities Grant Program projects in date order received through April 30, 2023. These applications have been received and are currently being reviewed by the Office of Public School Construction.

Published monthly in the SAB Agenda.

This report is also located on the [OPSC Website](#)

California Preschool, Transitional Kindergarten and Full-Day Kindergarten Facilities Grant Program  
- Workload as of April 30, 2023 -

District	County	Site Name	Application Number	OPSC Date Received	Estimated State Grant**	Financial Hardship**
ABC Unified	Los Angeles	Aloha Elementary	70/64212-00-001	3/2/2023	\$ 819,902.00	
ABC Unified	Los Angeles	Furgeson Elementary	70/64212-00-002	3/2/2023	\$ 819,902.00	
ABC Unified	Los Angeles	Hawaiian Elementary	71/64212-00-002	3/2/2023	\$ 190,187.00	
ABC Unified	Los Angeles	Melbourne Elementary	71/64212-00-003	3/2/2023	\$ 190,187.00	
ABC Unified	Los Angeles	Willow Elementary	71/64212-00-004	3/2/2023	\$ 190,187.00	
Adelanto Elementary	San Bernardino	Adelanto Elementary	70/67587-00-015	3/2/2023	\$ 2,733,005.00	
Adelanto Elementary	San Bernardino	Bradach Elementary	70/67587-00-022	3/2/2023	\$ 3,552,909.00	
Adelanto Elementary	San Bernardino	Eagle Ranch Elementary	70/67587-00-016	3/2/2023	\$ 4,919,411.00	
Adelanto Elementary	San Bernardino	El Mirage	70/67587-00-014	3/2/2023	\$ 1,366,503.00	
Adelanto Elementary	San Bernardino	George Visual and Perform,ing Arts Magnet and Middle	70/67587-00-012	3/2/2023	\$ 4,099,510.00	
Adelanto Elementary	San Bernardino	Gus Franklin Jr. STEM School	70/67587-00-019	3/2/2023	\$ 4,919,411.00	
Adelanto Elementary	San Bernardino	Magathan Elementary	70/67587-00-018	3/2/2023	\$ 5,466,012.00	
Adelanto Elementary	San Bernardino	Morgan Kincaid Prep	70/67587-00-020	3/2/2023	\$ 5,466,012.00	
Adelanto Elementary	San Bernardino	Theodore Vick Elementary	70/67587-00-021	3/2/2023	\$ 5,466,012.00	
Adelanto Elementary	San Bernardino	West Creek Elementary	70/67587-00-013	3/2/2023	\$ 5,466,012.00	
Adelanto Elementary	San Bernardino	Westside Park Elementary	70/67587-00-017	3/2/2023	\$ 4,919,411.00	
Alhambra Unified	Los Angeles	Garfield Elementary/ Scanlon Early Ed Ctr Consolidation	70/75713-00-002	2/24/2023	\$ 3,729,607.00	
Alisal Union	Monterey	Sanchez (Jesse G) Elementary	70/65961-00-029	3/2/2023	\$ 2,459,706.00	
Alisal Union	Monterey	Alisal Community	70/65961-00-032	3/2/2023	\$ 3,279,607.00	
Alisal Union	Monterey	Bardin Elementary	70/65961-00-034	3/2/2023	\$ 1,639,803.00	
Alisal Union	Monterey	Creekside Elementary	70/65961-00-027	3/2/2023	\$ 4,099,509.00	
Alisal Union	Monterey	Dr. Martin Luther King, Jr. Academy	70/65961-00-035	3/2/2023	\$ 4,099,509.00	
Alisal Union	Monterey	John Steinbeck Elementary	70/65961-00-031	3/2/2023	\$ 3,279,607.00	
Alisal Union	Monterey	Loya (Oscar F.) Elementary	70/65961-00-030	3/2/2023	\$ 1,639,803.00	
Alisal Union	Monterey	Monte Bella Elementary	70/65961-00-033	3/2/2023	\$ 3,279,607.00	
Alisal Union	Monterey	Virginia Rocca Barton Elementary	70/65961-00-028	3/2/2023	\$ 2,459,706.00	
Amador County Unified	Amador	Ione Elementary	70/73981-00-004	2/28/2023	\$ 3,279,607.00	
Amador County Unified	Amador	Jackson Elementary	70/73981-00-003	2/28/2023	\$ 2,459,706.00	
Anaheim Elementary	Orange	Price Elementary	70/66423-00-003	3/2/2023	\$ 10,658,724.00	
Arcadia Unified	Los Angeles	Baldwin Stocker Elementary	70/64261-00-011	2/14/2023	\$ 4,372,810.00	
Arcadia Unified	Los Angeles	Camino Grove Elementary	70/64261-00-007	2/14/2023	\$ 4,372,810.00	
Arcadia Unified	Los Angeles	Highland Oaks Elementary	70/64261-00-012	2/14/2023	\$ 4,372,810.00	
Arcadia Unified	Los Angeles	Holly Avenue Elementary	70/64261-00-010	2/14/2023	\$ 4,372,810.00	
Arcadia Unified	Los Angeles	Hugo Reid Elementary	70/64261-00-008	2/14/2023	\$ 3,826,208.00	
Arcadia Unified	Los Angeles	Longley Way Elementary	70/64261-00-009	2/14/2023	\$ 3,826,208.00	
Arcata	Humboldt	Arcata Elementary	70/62679-00-001	2/28/2023	\$ 834,564.00	\$ 278,188.00
Azusa Unified	Los Angeles	Dalton Elementary	70/64279-00-001	3/2/2023	\$ 2,459,706.00	
Azusa Unified	Los Angeles	Ellington Elementary	70/64279-00-002	3/2/2023	\$ 1,639,803.00	
Azusa Unified	Los Angeles	Hodge Elementary	70/64279-00-003	3/2/2023	\$ 2,459,706.00	
Azusa Unified	Los Angeles	Lee Elementary	70/64279-00-004	3/2/2023	\$ 3,279,607.00	
Azusa Unified	Los Angeles	Magnolia Elementary	70/64279-00-005	3/2/2023	\$ 3,279,607.00	
Azusa Unified	Los Angeles	Murray Elementary	70/64279-00-006	3/2/2023	\$ 4,099,509.00	
Azusa Unified	Los Angeles	Paramount Elementary	70/64279-00-007	3/2/2023	\$ 4,099,509.00	
Azusa Unified	Los Angeles	Powell Elementary	70/64279-00-008	3/2/2023	\$ 2,459,706.00	
Azusa Unified	Los Angeles	Valleydale Elementary	70/64279-00-009	3/2/2023	\$ 1,639,803.00	
Bakersfield City	Kern	Douglas K Fletcher Elementary	70/63321-00-002	3/2/2023	\$ 2,459,706.00	
Bakersfield City	Kern	Martin Luther King Jr Elementary	70/63321-00-003	3/2/2023	\$ 1,639,803.00	
Ballico-Cressey Elementary	Merced	Cressey Elementary	70/65649-00-001	3/2/2023	\$ 2,714,169.00	\$ 1,624,591.00
Banta Unified	San Joaquin	Banta Elementary	70/77388-00-001	3/2/2023	\$ 529,860.00	
Banta Unified	San Joaquin	NextGeneration STEAM Academy	71/77388-00-001	3/2/2023	\$ 2,474,369.00	
Belmont- Redwood Shores Elementary	San Mateo	Nesbit Elementary	70/68866-00-001	3/2/2023	\$ 2,459,706.00	

California Preschool, Transitional Kindergarten and Full-Day Kindergarten Facilities Grant Program  
- Workload as of April 30, 2023 -

District	County	Site Name	Application Number	OPSC Date Received	Estimated State Grant**	Financial Hardship**
Benicia Unified	Solano	Mary Farmer Elementary	70/70524-00-006	2/27/2023	\$ 4,049,259.00	
Benicia Unified	Solano	Robert Semple Elementary	70/70524-00-005	2/27/2023	\$ 2,429,556.00	
Beverly Hills Unified	Los Angeles	Hawthorne Elementary	70/64311-00-002	3/2/2023	\$ 5,466,012.00	
Beverly Hills Unified	Los Angeles	Horace Mann Elementary	71/64311-00-002	3/2/2023	\$ 1,865,401.00	
Big Springs Union Elementary	Siskiyou	Big Springs Elementary	70/70185-00-001	3/1/2023	\$ 1,381,165.00	\$ 824,789.00
Brawley Elementary	Imperial	JW Oakley	70/63073-00-001	3/2/2023	\$ 5,466,012.00	\$ 3,279,607.00
Brawley Elementary	Imperial	Miguel Hidalgo	70/63073-00-004	3/2/2023	\$ 3,552,909.00	\$ 1,912,405.00
Brawley Elementary	Imperial	Myron D. Witter	70/63073-00-002	3/2/2023	\$ 4,372,810.00	\$ 2,186,404.00
Brawley Elementary	Imperial	Phil D. Swing	70/63073-00-003	3/2/2023	\$ 4,372,810.00	\$ 2,186,404.00
Buellton Union Elementary	Santa Barbara	Oak Valley Elementary	70/69138-00-001	2/16/2023	\$ 834,546.00	
Buena Park Elementary	Orange	Carl E. Gilbert Elementary	70/66456-00-001	3/2/2023	\$ 7,105,816.00	
Calexico Unified	Imperial	Cesar Chavez Elementary	71/63099-00-001	3/2/2023	\$ 4,405,642.00	
Calexico Unified	Imperial	Kennedy Gardens Elementary	70/63099-00-001	3/2/2023	\$ 4,934,073.00	
Caliente Union Elementary	Kern	Piute Mountain Elementary	71/63388-00-001	3/2/2023	\$ 531,163.00	\$ 254,780.00
Calistoga Joint Unified	Napa	Calistoga Elementary	71/66241-00-001	2/15/2023	\$ 1,352,489.00	
Cascade Union Elementary	Shasta	Anderson Heights Elementary	70/69914-00-002	3/1/2023	\$ 1,654,466.00	\$ 551,488
Cascade Union Elementary	Shasta	Meadow Lane Elementary	70/69914-00-001	3/1/2023	\$ 2,474,368.00	\$ 824,789.00
Castle Rock Union Elementary	Shasta	Castle Rock Elementary	70/69922-00-001	3/1/2023	\$ 834,564.00	\$ 278,188.00
Castro Valley Unified	Alameda	Marshall Elementary	70/61150-00-002	2/17/2023	\$ 2,805,678.00	
Center Joint Unified	Sacramento	Dudley Elementary	70/73973-00-010	3/1/2023	\$ 8,199,018.00	
Ceres Unified	Stanislaus	Sam Vaughn Elementary	70/71043-00-004	2/24/2023	\$ 4,099,509.00	
Chico Unified	Butte	Emma Wilson Elementary	70/61424-00-016	2/17/2023	\$ 2,459,706.00	
Chico Unified	Butte	McManus (John A.) Elementary	70/61424-00-017	2/17/2023	\$ 4,934,073.00	
Chowchilla Elementary	Madera	Merle L Fuller Elementary	70/65193-00-002	2/27/2023	\$ 7,018,715.00	
Cloverdale Unified	Sonoma	Jefferson Elementary	70/70656-00-002	2/16/2023	\$ 5,490,450.00	\$ 3,294,270.00
Coachella Valley Unified	Riverside	Mecca Elementary	70/73676-00-002	3/1/2023	\$ 6,559,215.00	
Coalinga-Huron Unified	Fresno	Annie E. Cheney	70/62125-00-002	3/1/2023	\$ 2,459,706.00	
Colfax Elementary	Placer	Colfax Elementary	70/66795-00-001	3/1/2023	\$3,294,270.00	\$1,098,090.00
Colton Joint Unified	San Bernardino	Crestmore Elementary	70/67686-00-016	3/1/2023	\$ 3,542,548.00	
Colton Joint Unified	San Bernardino	Grimes Elementary	70/67686-00-014	3/1/2023	\$ 4,919,411.00	
Colton Joint Unified	San Bernardino	Terrace View Elementary	70/67686-00-017	3/2/2023	\$ 1,639,803.00	
Colton Joint Unified	San Bernardino	Wilson Elementary	70/67686-00-015	3/1/2023	\$ 3,279,607.00	
Columbia Elementary	Shasta	Columbia Elementary	70/69948-00-002	2/27/2023	\$ 8,213,681.00	
Colusa Unified	Colusa	James M. Burchfield Primary	70/61598-00-002	2/15/2023	\$ 7,393,779.00	\$ 2,464,593.00
Compton Unified	Los Angeles	Kennedy Elementary	70/73437-00-001	3/2/2023	\$ 3,862,544.00	
Cotati-Rohnert Park Unified	Sonoma	Evergreen Elementary	70/73882-00-001	3/1/2023	\$ 1,654,466.00	
Cotati-Rohnert Park Unified	Sonoma	Marguerite Hahn Elementary	70/73882-00-002	3/1/2022	\$ 1,654,466.00	
Cotati-Rohnert Park Unified	Sonoma	Monte Vista Elementary	70/73882-00-003	3/1/2021	\$ 3,308,932.00	
Cotati-Rohnert Park Unified	Sonoma	John Reed Elementary	70/73882-00-004	3/1/2020	\$ 3,308,932.00	
Cotati-Rohnert Park Unified	Sonoma	University Elementary	71/73882-00-001	3/1/2019	\$ 262,941.00	
Cotati-Rohnert Park Unified	Sonoma	Thomas Page Academy	70/73882-00-005	3/1/2018	\$ 2,973,212.00	
Cotati-Rohnert Park Unified	Sonoma	Richard Crane Elementary	71/73882-00-002	3/1/2017	\$ 262,941.00	
Cucamonga Elementary	San Bernardino	Cucamonga Elementary	70/67694-00-002	3/2/2023	\$ 1,814,887.00	
Culver City Unified	Los Angeles	El Rincon Elementary	70/64444-00-004	3/1/2023	\$ 2,459,706.00	
Culver City Unified	Los Angeles	La Ballona Elementary	70/64444-00-003	3/1/2023	\$ 3,279,607.00	
Delano Union Elementary	Kern	Morningside Elementary	70/63404-00-010	3/2/2023	\$ 4,919,411.00	\$ 2,733,006.00
Delhi Unified	Merced	El Capitan Elementary	70/75366-00-002	3/1/2023	\$ 2,747,668.00	
Delhi Unified	Merced	Harmony Elementary	70/75366-00-003	3/1/2023	\$ 2,747,668.00	
Delhi Unified	Merced	Schendel Elementary	70/75366-00-001	3/1/2023	\$ 4,114,172.00	
Delphic Elementary	Siskiyou	Delphic Elementary	70/70227-00-001	2/28/2023	\$ 834,564.00	\$ 278,188.00
Desert Sands Unified	Riverside	Carter Elementary	71/67058-00-002	3/2/2023	\$ 524,646.00	

California Preschool, Transitional Kindergarten and Full-Day Kindergarten Facilities Grant Program  
- Workload as of April 30, 2023 -

District	County	Site Name	Application Number	OPSC Date Received	Estimated State Grant**	Financial Hardship**
Desert Sands Unified	Riverside	Lincoln Elementary	71/67058-00-001	3/2/2023	\$ 699,526.00	
Dinuba Unified	Tulare	Grand View Elementary	70/75531-00-006	2/28/2023	\$ 1,639,803.00	
Dinuba Unified	Tulare	Jefferson Elementary	70/75531-00-005	2/28/2023	\$ 2,459,706.00	
Dinuba Unified	Tulare	Kennedy Elementary	70/75531-00-004	2/28/2023	\$ 2,459,706.00	
Dinuba Unified	Tulare	Lincoln Elementary	70/75531-00-002	2/28/2023	\$ 4,919,411.00	
Dinuba Unified	Tulare	Roosevelt Elementary	70/75531-00-003	2/28/2023	\$ 2,459,706.00	
Dinuba Unified	Tulare	Wilson Elementary	70/75531-00-001	2/28/2023	\$ 3,279,607.00	
Douglas City Elementary	Trinity	Douglas City Elementary	70/71696-00-001	3/2/2023	\$ 262,941.00	\$ 87,646.00
Earlimart Elementary	Tulare	Earlimart Elementary	70/71902-00-002	2/28/2023	\$ 6,573,877.00	\$ 2,191,292.00
El Centro Elementary	Imperial	Harding Elementary	70/63123-00-009	3/2/2023	\$ 4,099,509.00	
El Centro Elementary	Imperial	Hedrick Elementary	70/63123-00-010	3/2/2023	\$ 2,459,706.00	
El Segundo Unified	Los Angeles	Richmond Street Elementary	70/64535-00-003	3/1/2023	\$ 6,559,215.00	
El Tajon Unified	Kern	Frazier Park Elementary	70/75168-00-002	3/1/2023	\$ 824,514.00	\$ 274,838.00
Escalon Unified	San Joaquin	CollegeVille Elementary	70/68502-00-003	3/1/2023	\$ 2,186,404.00	
Escalon Unified	San Joaquin	Dent Elementary	70/68502-00-001	3/1/2023	\$ 3,279,607.00	
Escalon Unified	San Joaquin	Farminton Elementary	70/68502-00-004	3/1/2023	\$ 1,366,503.00	
Escalon Unified	San Joaquin	Van Allen Elementary	70/68502-00-002	3/1/2023	\$ 1,639,803.00	
Esparto Unified	Yolo	Esparto Elementary	70/72686-00-002	3/2/2023	\$ 5,753,975.00	\$ 1,917,991.00
Eureka City	Humboldt	Grant Elementary	70/75515-00-002	3/1/2023	\$ 6,559,215.00	\$ 2,186,405.00
Firebaugh-Las Deltas Unified	Fresno	Hazel M Bailey Primary	70/73809-00-001	3/1/2023	\$ 9,853,485.00	\$ 5,470,900.00
Folsom Cordova Unified	Sacramento	Cordova Villa Elementary	70/67330-00-002	2/28/2023	\$ 1,639,803.00	
Folsom Cordova Unified	Sacramento	Theodore Judah Elementary	70/67330-00-001	2/28/2023	\$ 1,639,803.00	
Fontana Unified	San Bernardino	Beech Avenue Elementary	70/67710-00-051	2/28/2023	\$ 1,639,803.00	
Fontana Unified	San Bernardino	Canyon Crest Elementary	71/67710-00-029	3/1/2023	\$ 582,937.00	
Fontana Unified	San Bernardino	Cypress Elementary	70/67710-00-046	2/28/2023	\$ 2,459,706.00	
Fontana Unified	San Bernardino	Date Elementary	70/67710-00-052	3/1/2023	\$ 1,639,803.00	
Fontana Unified	San Bernardino	Dorothy Grant Innovations Academy	70/67710-00-049	2/28/2023	\$ 2,459,706.00	
Fontana Unified	San Bernardino	Hemlock Elementary	70/67710-00-048	3/1/2023	\$ 1,639,803.00	
Fontana Unified	San Bernardino	Juniper Elementary	71/67710-00-031	3/1/2023	\$ 582,937.00	
Fontana Unified	San Bernardino	Mango Elementary	70/67710-00-050	2/28/2023	\$ 525,881.00	
Fontana Unified	San Bernardino	North Tamarind Elementary	71/67710-00-030	3/1/2023	\$ 291,470.00	
Fontana Unified	San Bernardino	Oleander Elementary	71/67710-00-025	3/1/2023	\$ 2,459,706.00	
Fontana Unified	San Bernardino	Palmetto Elementary	70/67710-00-047	2/28/2023	\$ 2,459,706.00	
Fontana Unified	San Bernardino	Randall Pepper Elementary	71/67710-00-027	3/1/2023	\$ 1,165,875.00	
Fontana Unified	San Bernardino	Redwood Elementary	70/67710-00-053	3/1/2023	\$ 1,402,839.00	
Fontana Unified	San Bernardino	Sierra Lakes Elementary	70/67710-00-045	2/28/2023	\$ 2,459,706.00	
Fontana Unified	San Bernardino	Souht Tamarind Elementary	71/67710-00-026	3/1/2023	\$ 1,402,839.00	
Fontana Unified	San Bernardino	West Randall Elementary	71/67710-00-028	3/1/2023	\$ 291,470.00	
Forestville Union	Sonoma	Forestville Elementary & Academy	70/70680-00-002	2/28/2023	\$ 556,376.00	
Fowler Unified	Fresno	Marshall Elementary	70/62158-00-006	2/27/2023	\$ 9,838,823.00	
Franklin- McKinley Elementary	Santa Clara	Dahl Elementary	70/69450-00-011	3/1/2023	\$ 4,154,014.00	
Franklin- McKinley Elementary	Santa Clara	Hellyer Elementary	70/69450-00-009	3/1/2023	\$ 4,074,947.00	
Franklin- McKinley Elementary	Santa Clara	Kennedy Elementary	70/69450-00-010	3/1/2023	\$ 2,751,176.00	
Franklin- McKinley Elementary	Santa Clara	Meadows Elementary	70/69450-00-013	3/1/2023	\$ 3,917,051.00	
Franklin- McKinley Elementary	Santa Clara	Santee Elementary	70/69450-00-008	3/1/2023	\$ 1,931,273.00	
Franklin- McKinley Elementary	Santa Clara	Stonegate Elementary	70/69450-00-014	3/1/2023	\$ 3,580,083.00	
Franklin- McKinley Elementary	Santa Clara	Windmill Springs Elementary	70/69450-00-012	3/1/2023	\$ 3,917,051.00	
Freshwater Elementary	Humboldt	Freshwater Elementary	70/62828-00-001	3/1/2023	\$ 2,190,743.00	\$ 1,101,165.00
Fresno Unified	Fresno	Addams Elementary	70/62166-00-011	3/1/2023	\$ 3,826,208.00	
Fresno Unified	Fresno	Jefferson Elementary	71/62166-00-002	3/1/2023	\$ 262,941.00	
Garfield Elementary	Humboldt	Garfield Elementary	70/62836-00-001	3/1/2023	\$ 834,564.00	\$ 278,188.00

California Preschool, Transitional Kindergarten and Full-Day Kindergarten Facilities Grant Program  
- Workload as of April 30, 2023 -

District	County	Site Name	Application Number	OPSC Date Received	Estimated State Grant**	Financial Hardship**
General Shafter	Kern	General Shafter	70/63487-00-001	3/2/2023	\$ 824,514.00	\$ 274,838.00
Goleta Union Elementary	Santa Barbara	Brandon Elementary	70/69195-00-007	2/24/2023	\$ 2,459,706.00	
Goleta Union Elementary	Santa Barbara	El Camino Elementary	70/69195-00-006	2/24/2023	\$ 1,634,367.00	
Goleta Union Elementary	Santa Barbara	Kellog Elementary	70/69195-00-008	2/24/2023	\$ 1,634,367.00	
Greenfield Union Elementary	Monterey	Arroyo Seco Elementary	70/66035-00-004	2/27/2023	\$ 3,279,607.00	\$ 1,093,202.00
Greenfield Union Elementary	Monterey	Cesar Chavez Elementary	70/66035-00-005	3/1/2023	\$ 3,279,607.00	\$ 1,093,202.00
Greenfield Union School District	Kern	Fairview Elementary	70/63503-00-018	3/2/2023	\$ 7,558,617.00	
Greenfield Union School District	Kern	Granite Pointe Elementary	70/63503-00-021	3/2/2023	\$ 7,558,617.00	
Greenfield Union School District	Kern	Horizon Elementary	70/63503-00-020	3/2/2023	\$ 6,478,815.00	
Greenfield Union School District	Kern	Kendrick Elementary	70/63503-00-019	3/2/2023	\$ 6,748,765.00	
Greenfield Union School District	Kern	Prosperity Elementary	70/63503-00-016	3/2/2023	\$ 5,668,963.00	
Greenfield Union School District	Kern	Valle Verde Elementary	70/63503-00-017	3/2/2023	\$ 8,098,518.00	
Gridley Unified	Butte	Central TK/K Site	70/75507-00-001	3/1/2023	\$ 8,213,681.00	
Hacienda La Puente Unified	Los Angeles	Grazide Elementary	70/73445-00-004	3/2/2023	\$ 4,099,509.00	
Hacienda La Puente Unified	Los Angeles	Wedgeworth Elementary	70/73445-00-003	3/2/2023	\$ 4,099,509.00	
Hanford Elementary	Kings	Monore elementary	70/63917-00-005	2/17/2023	\$ 4,049,260.00	
Happy Camp Union Elementary	Siskiyou	Happy Camp Elementary	70/70334-00-001	3/2/2023	\$ 834,564.00	\$ 278,188.00
Happy Valley Union Elementary	Shasta	Happy Valley Primary	70/70011-00-002	3/1/2023	\$ 3,567,571.00	\$ 1,917,992.00
Hemet Unified	Riverside	Little Lake Elementary	70/67082-00-003	3/2/2023	\$ 4,919,411.00	
Hemet Unified	Riverside	Ramona Elementary	71/67082-00-004	3/2/2023	\$ 582,937.00	
Hemet Unified	Riverside	Whittier Elementary	70/67082-00-004	3/2/2023	\$ 1,748,812.00	
Hemet Unified	Riverside	Winchester Elementary	71/67082-00-003	3/2/2023	\$ 1,639,803.00	
Hermosa Beach City	Los Angeles	Hermosa View Elementary	70/64600-00-002	3/1/2023	\$ 2,397,450.00	
Hilmar Unified	Merced	New K-2 Site	70/65698-00-002	3/1/2023	\$ 834,564.00	\$ 278,188.00
Holtville Unified	Imperial	Finley Elementary	70/63149-00-001	2/24/2023	\$ 4,397,248.00	
Horicon Elementary	Sonoma	Horicon Elementary	70/70763-00-002	2/28/2023	\$ 1,654,466.00	
Hornbrook Elementary	Siskiyou	Hornbrook Elementary	70/70359-00-001	3/1/2023	\$ 834,564.00	
Howell Mountain Elementary	Napa	Howell Mountain Elementary	70/66258-00-002	2/27/2023	\$ 2,474,368.00	
Hueneme Elementary	Ventura	Ansgar Larsen Elementary	70/72462-00-003	2/15/2023	\$ 4,919,411.00	
Hueneme Elementary	Ventura	Art Haycox Elementary	70/72462-00-004	2/15/2023	\$ 7,393,779.00	
Imperial Unified	Imperial	Ben Hulse Elementary	70/63164-00-002	2/15/2023	\$ 6,012,613.00	
Inglewood Unified	Los Angeles	Oak Street Elementary	70/64634-00-004	2/27/2023	\$ 5,668,963.00	
Island Union	Kings	Island Elementary	70/63933-00-004	2/27/2023	\$ 1,634,367.00	\$ 544,789.00
Johnstonville Elementary	Lassen	Johnstonville Elementary	70/64113-00-001	2/28/2023	\$ 1,390,940.00	\$ 834,564.00
Junction City Elementary	Trinity	Junction City Elementary	70/71738-00-001	3/2/2023	\$ 834,564.00	\$ 278,188.00
Junction Elementary	Shasta	Junction Elementary	70/70045-00-001	3/1/2023	\$ 4,934,074.00	
Jurupa Unified	Riverside	Pedley Elementary	70/67090-00-005	2/27/2023	\$ 5,739,312.00	
Jurupa Unified	Riverside	Rustic Lane Elementary	70/67090-00-006	2/27/2023	\$ 4,099,509.00	
Jurupa Unified	Riverside	Troth Elementary	70/67090-00-007	3/2/2023	\$ 3,279,607.00	
Kentfield Elementary	Marin	Bacich Elementary	71/65334-00-002	3/2/2023	\$ 2,338,268.00	
Keppel Union Elementary	Los Angeles	Antelope Elementary	70/64642-00-001	3/2/2023	\$ 3,279,607.00	
King City Union	Monterey	Del Rey Elementary	71/66050-00-002	3/2/2023	\$ 525,881.00	
King City Union	Monterey	King City Arts Magnet	71/66050-00-001	3/2/2023	\$ 899,612.00	
King City Union	Monterey	Santa Lucia Elementary	71/66050-00-003	3/2/2023	\$ 899,612.00	
Kings River Union Elementary	Tulare	Kings River Elementary	70/71969-00-001	3/1/2023	\$ 2,190,743.00	\$ 1,101,165.00
Kit Carson Union Elementary	Kings	Kit Carson Elementary	70/63958-00-004	3/1/2023	\$ 2,444,218.00	
La Mesa-Spring Valley	San Diego	Avondale Elementary	71/68197-00-032	3/2/2023	\$ 582,937.00	
La Mesa-Spring Valley	San Diego	Bancroft Elementary	71/68197-00-021	3/2/2023	\$ 874,407.00	
La Mesa-Spring Valley	San Diego	Case De Oro Elementary	71/68197-00-028	3/2/2023	\$ 1,107,583.00	
La Mesa-Spring Valley	San Diego	Fletcher Hills Elementary	71/68197-00-023	3/2/2023	\$ 1,399,051.00	
La Mesa-Spring Valley	San Diego	Highlands Elementary	71/68197-00-027	3/2/2023	\$ 1,107,583.00	



California Preschool, Transitional Kindergarten and Full-Day Kindergarten Facilities Grant Program  
- Workload as of April 30, 2023 -

District	County	Site Name	Application Number	OPSC Date Received	Estimated State Grant**	Financial Hardship**
La Mesa-Spring Valley	San Diego	Kempton Street Literacy Academy	71/68197-00-018	3/2/2023	\$ 1,632,225.00	
La Mesa-Spring Valley	San Diego	La Presa Elementary	71/68197-00-030	3/2/2023	\$ 874,407.00	
La Mesa-Spring Valley	San Diego	La Mesa Dale Elementary	71/68197-00-024	3/2/2023	\$ 1,399,051.00	
La Mesa-Spring Valley	San Diego	Lemon Avenue	71/68197-00-019	3/2/2023	\$ 1,340,757.00	
La Mesa-Spring Valley	San Diego	Loma Elementary	71/68197-00-033	3/2/2023	\$ 582,937.00	
La Mesa-Spring Valley	San Diego	Maryland Avenue Elementary	71/68197-00-026	3/2/2023	\$ 932,700.00	
La Mesa-Spring Valley	San Diego	Murdock Elementary	71/68197-00-020	3/2/2023	\$ 1,807,107.00	
La Mesa-Spring Valley	San Diego	Murray Manor Elementary	71/68197-00-022	3/2/2023	\$ 1,399,051.00	
La Mesa-Spring Valley	San Diego	Northmont Elementary	71/68197-00-031	3/2/2023	\$ 1,107,583.00	
La Mesa-Spring Valley	San Diego	Rancho Elementary	71/68197-00-034	3/2/2023	\$ 816,113.00	
La Mesa-Spring Valley	San Diego	Rolando Elementary	71/68197-00-025	3/2/2023	\$ 874,407.00	
La Mesa-Spring Valley	San Diego	Sweetwater Springs Elementary	71/68197-00-029	3/2/2023	\$ 1,107,583.00	
Lake Elementary	Glenn	Lake Elementary	70/62596-00-001	3/2/2023	\$ 834,564.00	\$ 278,188.00
Lakeport Unified	Lake	Lakeport Elementary	70/64030-00-001	2/28/2023	\$ 3,294,270.00	
Lakeside Union	Kern	Donald E. Suburu Elementary	70/63552-00-003	2/17/2023	\$ 5,683,626.00	
Lakeside Union	Kern	Lakeside Elementary	70/63552-00-004	2/22/2023	\$ 3,254,070.00	
Lamont Elementary	Kern	Alicante Elementary	70/63560-00-005	2/27/2023	\$ 6,559,215.00	\$ 2,186,405.00
Lancaster	Los Angeles	Sunnydale Elementary	70/64667-00-001	3/2/2023	\$ 5,466,012.00	
Las Virgenes Unified	Los Angeles	Bay Laurel Elementary	70/64683-00-003	2/28/2023	\$ 1,082,843.00	
Le Grand Union Elementary	Merced	Le Grand Elementary	70-65722-00-002	2/14/2023	\$ 834,564.00	
Lemon Grove	San Diego	Palm Middle	70/68205-00-002	2/21/2023	\$ 9,838,822.00	\$ 5,466,012.00
Lemoore Union Elementary	Kings	Meadow Lane Elementary	70/63974-00-002	3/2/2023	\$ 2,969,457.00	
Lindsay Unified	Tulare	Jefferson Elementary	70/71993-00-011	2/27/2023	\$ 4,372,810.00	
Little Lake Elementary	Los Angeles	Jersey Avenue Elementary	71/64717-00-001	3/2/2023	\$ 793,290.00	
Live Oak Elementary	Santa Cruz	Green Acres Elementary	70/69765-00-001	3/2/2023	\$ 1,634,367.00	
Livingston Union	Merced	Selma Herndon Elementary	70/65748-00-003	2/24/2023	\$ 2,474,368.00	
Loomis Union	Placer	Franklin Elementary	70/66845-00-002	3/1/2023	\$ 3,567,571.00	
Loomis Union	Placer	Loomis Grammer	70/66845-00-001	3/1/2023	\$ 1,381,165.00	
Loomis Union	Placer	Penryn Elementary	71/66845-00-001	3/1/2023	\$ 589,455.00	
Los Angeles Unified	Los Angeles	Amestoy Elementary	70/64733-00-003	3/2/2023	\$ 3,359,992.00	
Los Angeles Unified	Los Angeles	Franklin Elementary	70/64733-00-004	3/2/2023	\$ 2,239,995.00	
Los Banos Unified	Merced	New Preschool and TK Complex	70/65755-00-003	3/2/2023	\$ 6,559,215.00	
Los Nietos	Los Angeles	Aeolian Elementary	71/64758-00-007	3/2/2023	\$ 582,937.00	
Los Nietos	Los Angeles	Nelson Elementary	71/64758-00-006	3/2/2023	\$ 582,937.00	
Los Nietos	Los Angeles	Rancho Santa Gertrudes	71/64758-00-008	3/2/2023	\$ 582,937.00	
Lucia Mar Unified	San Luis Obispo	Branch Elementary	70/68759-00-009	2/27/2023	\$ 1,634,367.00	
Lucia Mar Unified	San Luis Obispo	Fairgrove Elementary (Aka North Oceano Elem.)	70/68579-00-010	2/27/2023	\$ 1,634,367.00	
Lucia Mar Unified	San Luis Obispo	Ocean View Elementary	70/68759-00-011	2/27/2023	\$ 1,634,367.00	
Luther Burbank	Santa Clara	Luther Burbank Elementary	70/69542-00-004	3/2/2023	\$ 3,294,270.00	
Madera Unified	Madera	Alpha Elementary	70/65243-00-007	2/1/2023	\$ 1,830,375.00	
Madera Unified	Madera	John J Pershing Elementary	70/65243-00-006	2/1/2023	\$ 1,830,375.00	
Madera Unified	Madera	Virginia Lee Rose Elementary	70/65243-00-005	2/1/2023	\$ 1,830,375.00	
Manteca Unified	San Joaquin	Earl Education Center (Lathrop)	70/68593-00-001	3/2/2023	\$ 13,118,430.00	
Manteca Unified	San Joaquin	Early Education Center (Manteca)	70/68593-00-002	3/2/2023	\$ 13,118,430.00	
Mark Twain Union Elementary	Calaveras	Copperopolis Elementary	70/61572-00-004	2/7/2023	\$ 1,830,375.00	
Mark Twain Union Elementary	Calaveras	Mark Twain Elementary	70/61572-00-003	2/7/2023	\$ 2,981,080.00	
Marysville Joint Unified	Yuba	Covillaud Elementary	71/72736-00-001	2/27/2023	\$ 1,314,703.00	
McFarland Unified	Kern	Browning Road STEAM Academy	70/73908-00-002	2/28/2023	\$ 3,549,284.00	\$ 1,909,480.00
McSwain Union Elementary	Merced	McSwain Elementary	70/65763-00-002	2/22/2023	\$ 1,654,466.00	
Mendota Unified	Fresno	Mendota Elementary	70/75127-00-002	3/2/2023	\$ 3,279,607.00	
Mendota Unified	Fresno	Mendota Preschool	70/75127-00-001	3/2/2023	\$ 3,279,607.00	

California Preschool, Transitional Kindergarten and Full-Day Kindergarten Facilities Grant Program  
- Workload as of April 30, 2023 -

District	County	Site Name	Application Number	OPSC Date Received	Estimated State Grant**	Financial Hardship**
Menifee Union	Riverside	Evans Ranch Elementary	70/67116-00-012	3/1/2023	\$ 5,739,312.00	
Menifee Union	Riverside	Harvest Hill STEAM Academy	70/67116-00-014	3/1/2023	\$ 4,099,509.00	
Menifee Union	Riverside	Southshore Elementary	70/67116-00-013	3/1/2023	\$ 4,919,411.00	
Merced City	Merced	Burbank Elementary	70/65771-00-003	3/2/2023	\$ 4,246,913.00	
Merced City	Merced	Chenoweth Elementary	70/65771-00-004	3/2/2023	\$ 4,236,555.00	
Merced City	Merced	Franklin Elementary	70/65771-00-002	3/2/2023	\$ 5,718,593.00	
Merced City	Merced	Fremont Elementary	70/65771-00-005	3/2/2023	\$ 3,143,352.00	
Merced City	Merced	Muir Elementary	70/65771-00-006	3/2/2023	\$ 3,826,208.00	
Merced City	Merced	Sheehy Elementary	70/65771-00-007	3/2/2023	\$ 2,323,449.00	
Mill Valley Elementary	Marin	Old Mill Elementary	70/65391-00-003	2/24/2023	\$ 1,654,466.00	
Mill Valley Elementary	Marin	Park Elementary	70/65391-00-004	2/24/2023	\$ 1,654,466.00	
Mill Valley Elementary	Marin	Strawberry Point Elementary	70/65391-00-001	2/24/2023	\$ 1,654,466.00	
Mill Valley Elementary	Marin	Tam Valley Elementary	70/65391-00-002	2/24/2023	\$ 1,654,466.00	
Miller Creek Elementary	Marin	Lucas Valley Elementary	70/65318-00-004	2/24/2023	\$ 2,474,368.00	
Miller Creek Elementary	Marin	Mary E Silveira Elementary	70/65318-00-003	2/24/2023	\$ 2,757,443.00	
Miller Creek Elementary	Marin	Vallecito Elementary	70/65318-00-002	2/24/2023	\$ 3,030,744.00	
Millville Elementary	Shasta	Millville Elementary	70/70052-00-001	3/1/2023	\$ 1,072,954.00	\$ 437,115.00
Montague Elementary	Siskiyou	Montague Elementary	70/70417-00-001	3/1/2023	\$ 834,564.00	\$ 278,188.00
Montebello Unified	Los Angeles	Bandini Elementary	71/64808-00-013	3/1/2023	\$ 262,941.00	
Montebello Unified	Los Angeles	Bell Gardens Elementary	71/64808-00-006	3/1/2023	\$ 262,941.00	
Montebello Unified	Los Angeles	Bella Vista Elementary	71/64808-00-012	3/1/2023	\$ 262,941.00	
Montebello Unified	Los Angeles	Cesar Chavez Elementary	71/64808-00-005	3/1/2023	\$ 262,941.00	
Montebello Unified	Los Angeles	Fremont Elementary	71/64808-00-009	3/1/2023	\$ 262,941.00	
Montebello Unified	Los Angeles	Garfield Elementary	71/64808-00-003	3/1/2023	\$ 262,941.00	
Montebello Unified	Los Angeles	Greenwood Elementary	71/64808-00-001	3/1/2023	\$ 262,941.00	
Montebello Unified	Los Angeles	Joseph A Gascon Elementary	71/64808-00-010	3/1/2023	\$ 262,941.00	
Montebello Unified	Los Angeles	La Merced Elementary	71/64808-00-016	3/1/2023	\$ 262,941.00	
Montebello Unified	Los Angeles	Montebello Gardens Elementary	71/64808-00-002	3/1/2023	\$ 262,941.00	
Montebello Unified	Los Angeles	Montebello Park Elementary	71/64808-00-004	3/1/2023	\$ 262,941.00	
Montebello Unified	Los Angeles	Potrero Heights Elementary	71/64808-00-017	3/1/2023	\$ 262,941.00	
Montebello Unified	Los Angeles	Rosewood Park Elementary	71/64808-00-011	3/1/2023	\$ 262,941.00	
Montebello Unified	Los Angeles	Suva Elementary	71/64808-00-008	3/1/2023	\$ 262,941.00	
Montebello Unified	Los Angeles	Washington Elementary	71/64808-00-014	3/1/2023	\$ 262,941.00	
Montebello Unified	Los Angeles	Wilcox Elementary	71/64808-00-015	3/1/2023	\$ 262,941.00	
Montebello Unified	Los Angeles	Winter Gardens Elementary	71/64808-00-007	3/1/2023	\$ 262,941.00	
Monterey Peninsula Unified	Monterey	J.C. Crumpton Elementary	70/66092-00-002	3/1/2023	\$ 1,639,803.00	
Monterey Peninsula Unified	Monterey	Monte Vista Elementary	71/66092-00-002	3/1/2023	\$ 1,352,489.00	
Morgan Hill Unified	Santa Clara	El Toro Health and Science Academy	70/69583-00-016	3/2/2023	\$ 539,901.00	
Morgan Hill Unified	Santa Clara	Jackson Academy of Music and Math	70/69583-00-012	3/2/2023	\$ 1,619,703.00	
Morgan Hill Unified	Santa Clara	Los Paseos Elementary	70/69583-00-013	3/2/2023	\$ 1,619,703.00	
Morgan Hill Unified	Santa Clara	Nordstrom Elementary	70/69583-00-011	3/2/2023	\$ 2,699,506.00	
Morgan Hill Unified	Santa Clara	P.A. Walsh Steam Academy	70/69583-00-010	3/2/2023	\$ 1,619,703.00	
Morgan Hill Unified	Santa Clara	Paradise Valley Engineering Academy	70/69583-00-014	3/2/2023	\$ 1,619,703.00	
Morgan Hill Unified	Santa Clara	San Martin/Gwinn Environmental Acad	70/69583-00-015	3/2/2023	\$ 1,079,802.00	
Mount Pleasant Elementary	Santa Clara	Ida Jew Academies	70/69617-00-006	3/2/2023	\$ 1,654,466.00	\$ 551,488.00
Mount Pleasant Elementary	Santa Clara	Mt. Pleasant Elementary	70/69617-00-004	3/2/2023	\$ 4,934,073.00	\$ 1,644,691.00
Mount Pleasant Elementary	Santa Clara	Robert Sanders Elementary	70/69617-00-005	3/2/2023	\$ 3,294,270.00	\$ 1,098,090.00
Mountain Empire Unified	San Diego	Campo Elementary	70/68213-00-012	3/2/2023	\$ 3,279,607.00	\$ 1,093,202.00
Mountain Empire Unified	San Diego	Clover Flat Elementary	70/68213-00-011	3/2/2023	\$ 1,639,803.00	\$ 546,601.00
Mountain Empire Unified	San Diego	Descanso Elementary	70/68213-00-009	3/2/2023	\$ 1,639,803.00	\$ 546,601.00
Mountain Empire Unified	San Diego	Potrero Elementary	70/68213-00-010	3/2/2023	\$ 1,639,803.00	\$ 546,601.00

California Preschool, Transitional Kindergarten and Full-Day Kindergarten Facilities Grant Program  
- Workload as of April 30, 2023 -

District	County	Site Name	Application Number	OPSC Date Received	Estimated State Grant**	Financial Hardship**
Mountain View Elementary	Los Angeles	Miramonte Elementary	70/64816-00-003	3/2/2023	\$ 4,099,509.00	
Mountain View Elementary	Los Angeles	Willard F Payne Elementary	70/64816-00-004	3/2/2023	\$ 3,279,607.00	
Mountain View Whisman	Santa Clara	Gabriela Mistral Elementary	70/69591-00-001	3/1/2023	\$ 2,459,706.00	
Mountain View Whisman	Santa Clara	Mariano Castro Elementary	70/69591-00-002	3/1/2023	\$ 819,902.00	
Muroc Joint Unified	Kern	West Boron Elementary	71/63685-00-002	3/2/2023	\$ 462,156.00	
Napa Valley Unified	Napa	McPherson Elementary	70/66266-00-002	2/28/2023	\$ 3,549,284.00	
Natomas Unified	Sacramento	Natomas Park Elementary	70/75283-00-002	2/15/2023	\$ 1,654,466.00	
Newman-Crows Landing Unified	Stanislaus	Von Renner Elementary	71/73601-00-001	2/9/2023	\$ 513,506.00	
North County Joint Union Elementary	San Benito	Spring Grove Elementary	70/67504-00-001	3/2/2023	\$ 1,654,466.00	
Nuestro Elementary	Sutter	Nuestro Elementary	70/71423-00-001	2/15/2023	\$ 1,390,940.00	\$ 834,564.00
Orange Center Elementary	Fresno	Orange Center Elementary	70/62331-00-001	3/2/2023	\$ 1,634,367.00	
Orange Unified	Orange	Palmyra Elementary	71/66621-00-002	3/1/2023	\$ 525,881.00	
Orcutt Union Elementary	Santa Barbara	Nightingale Elementary	70/69260-00-002	3/2/2023	\$ 4,919,411.00	\$ 1,639,803.00
Orland Joint Unified	Glenn	Mill Street Elementary	70/75481-00-002	2/15/2023	\$ 7,130,254.00	
Oxnard	Ventura	Marina West Elementary	70/72538-00-010	3/1/2023	\$ 7,625,418.00	
Pacifica	San Mateo	Ortega Elementary	70/68932-00-005	2/15/2023	\$ 4,646,111.00	
Pacifica	San Mateo	Sunset Ridge Elementary	70/68932-00-006	2/15/2023	\$ 4,099,510.00	
Pacifica	San Mateo	Valleamar Elementary	70/68932-00-004	2/15/2023	\$ 4,099,510.00	
Palermo Union Elementary	Butte	Helen Wilcox Elementary	70/61523-00-002	2/27/2023	\$ 3,294,270.00	
Palm Springs Unified	Riverside	Landau Elementary	70/67173-00-003	2/27/2023	\$ 3,279,607.00	
Palo Verde Unified	Riverside	Felix J Appleby Elementary	70/67181-00-003	3/2/2023	\$ 1,639,803.00	
Palo Verde Unified	Riverside	Margaret White Elementary	70/67181-00-001	3/2/2023	\$ 3,006,307.00	
Palo Verde Unified	Riverside	Ruth Brown Elementary	70/67181-00-002	3/2/2023	\$ 3,006,307.00	
Palos Verdes Peninsula Unified	Los Angeles	Dapplegray Elementary	70/64865-00-002	3/2/2023	\$ 4,919,411.00	
Palos Verdes Peninsula Unified	Los Angeles	MiraCatalina Elementary	70/64865-00-005	3/2/2023	\$ 4,099,509.00	
Palos Verdes Peninsula Unified	Los Angeles	Montemalaga Elementary	70/64865-00-004	3/2/2023	\$ 4,099,509.00	
Palos Verdes Peninsula Unified	Los Angeles	Silver Spur Elementary	70/64865-00-001	3/2/2023	\$ 4,099,509.00	
Palos Verdes Peninsula Unified	Los Angeles	Vista Grande Elementary	70/64865-00-003	3/2/2023	\$ 3,279,607.00	
Panama-Buena Vista Union	Kern	Louise Sandrini Elementary	70/63362-00-002	3/2/2023	\$ 3,239,407.00	
Paradise Unified	Butte	Cedarwood Elementary	70/61531-00-004	2/16/2023	\$ 834,546.00	
Paradise Unified	Butte	Paradise Ridge Elementary	70/61531-00-006	2/16/2023	\$ 2,757,444.00	
Paradise Unified	Butte	Pine Ridge Elementary	70/61531-00-005	2/16/2023	\$ 1,937,542.00	
Pierce Joint Unified	Colusa	Arbuckle Elementary	70/61614-00-002	2/17/2023	\$ 3,294,270.00	
Piner-Olivet Union	Sonoma	Olivet Elementary	70/70870-00-002	2/16/2023	\$ 3,294,270.00	
Pittsburg Unified	Contra Costa	Lop Medanos	70/61788-00-003	2/14/2023	\$ 2,459,706.00	
Placerville Union	El Dorado	Louisiana Schnell Elementary	70/61952-00-003	2/17/2023	\$ 4,123,947.00	
Placerville Union	El Dorado	Sierra Elementary	70/61952-00-004	2/17/2023	\$ 4,123,947.00	
Plumas Lake Elementary	Yuba	Cobblestone Elementary	70/72744-00-004	2/17/2023	\$ 5,490,450.00	
Plumas Lake Elementary	Yuba	Rio Del Oro Elementary	70/72744-00-003	2/17/2023	\$ 4,943,849.00	
Porterville Unified	Tulare	Santa Fe Elementary	70/75523-00-003	2/27/2023	\$ 8,728,595.00	
Red Bluff Union Elementary	Tehama	Bidwell Elementary	70/71621-00-002	3/1/2023	\$ 2,440,500.00	\$ 813,500.00
Redding	Shasta	Bonny View Elementary	70/70110-00-005	2/28/2023	\$ 3,006,307.00	
Redding	Shasta	Cypress Elementary	70/70110-00-006	2/28/2023	\$ 1,639,803.00	
Redding	Shasta	Manzanita Elementary	70/70110-00-004	2/28/2023	\$ 4,919,411.00	
Reeds Creek Elementary	Tehama	Reeds Creek Elementary	70/71647-00-001	2/27/2023	\$ 1,634,367.00	\$ 544,789.00
Reef Sunset Unified	Kings	Kettleman City Elementary	70/73932-00-004	2/28/2023	\$ 4,369,185.00	\$ 2,182,780.00
Rialto Unified	San Bernardino	Dollahan Elementary	70/67850-00-010	3/2/2023	\$ 788,822.00	
Rialto Unified	San Bernardino	Morris Elementary	70/67850-00-011	3/2/2023	\$ 788,822.00	
Rialto Unified	San Bernardino	Trapp Elementary	70/67850-00-012	3/2/2023	\$ 1,639,803.00	
Richland Union Elementary	Kern	Sequoia Elementary	70/63578-00-002	3/1/2023	\$ 3,826,208.00	
Riverdale Joint Unified	Fresno	Fipps Primary	70/75408-00-002	3/2/2023	\$ 3,294,270.00	

California Preschool, Transitional Kindergarten and Full-Day Kindergarten Facilities Grant Program  
- Workload as of April 30, 2023 -

District	County	Site Name	Application Number	OPSC Date Received	Estimated State Grant**	Financial Hardship**
Robla Elementary	Sacramento	Main Avenue Elementary	70/67421-00-008	3/2/2023	\$ 5,753,975.00	\$ 1,917,991.00
Roseland Elementary	Sonoma	Roseland Elementary	70/70904-00-002	2/24/2023	\$ 2,474,368.00	
Salinas City Elementary	Monterey	Lonma Vista Elementary	70/66142-00-007	3/1/2023	\$ 2,459,706.00	
Salinas City Elementary	Monterey	Los Padres Elementary	70/66142-00-006	3/1/2023	\$ 3,279,607.00	
San Bruno Park	San Mateo	Belle Air Elementary	70/69013-00-006	2/17/2023	\$ 3,294,270.00	
San Bruno Park	San Mateo	John Muir Elementary	70/69013-00-004	2/17/2023	\$ 4,934,073.00	
San Bruno Park	San Mateo	Portola Elementary	70/69013-00-005	2/17/2023	\$ 3,294,270.00	
San Gabriel Unified	Los Angeles	Wilon Elementary	70/75291-00-002	2/8/2023	\$ 1,639,803.00	
San Lorenzo Unified	Alameda	Lorenzo Manor Elementary	70/69807-00-003	3/2/2023	\$ 9,018,921.00	
San Lorenzo Valley Unified	Santa Cruz	Boulder Creek Elementary	70/69807-00-004	3/2/2023	\$ 4,063,921.00	
San Lorenzo Valley Unified	Santa Cruz	San Lorenzo Valley Elementary	70/69807-00-003	3/2/2023	\$ 4,063,921.00	
San Luis Coastal Unified	San Luis Obispo	Baywood Elementary	70/68809-00-006	2/17/2023	\$ 3,006,307.00	
San Luis Coastal Unified	San Luis Obispo	Bishops Peak Elementary	71/68809-00-002	2/17/2023	\$ 1,049,287.00	
San Luis Coastal Unified	San Luis Obispo	Del Mar Elementary	70/68809-00-005	2/17/2023	\$ 2,496,041.00	
San Luis Coastal Unified	San Luis Obispo	Pacheco Elementary	70/68809-00-004	2/17/2023	\$ 2,102,365.00	
San Miguel Joint Union	San Luis Obispo	Cappy Culver Elementary	70/68825-00-002	3/1/2023	\$ 2,474,368.00	
San Miguel Joint Union	San Luis Obispo	Larson Elementary	70/68825-00-001	3/1/2023	\$ 4,114,172.00	
Sanger Unified	Fresno	Madison Elementary	70/62414-00-013	2/15/2023	\$ 1,654,466.00	
Sanger Unified	Fresno	New Elementary	70/62414-00-012	2/15/2023	\$ 5,739,312.00	
Santa Maria-Bonita	Santa Barbara	Adam (William Laird) Elementary	70/69120-00-001	3/2/2023	\$ 2,539,415.00	
Santa Maria-Bonita	Santa Barbara	Alvin Elementary	70/69120-00-002	3/2/2023	\$ 5,739,312.00	
Santa Maria-Bonita	Santa Barbara	Arellanes (Don Juan Bautista)	70/69120-00-003	3/2/2023	\$ 1,639,803.00	
Santa Maria-Bonita	Santa Barbara	Battles (Goerge Washington) Elementary	70/69120-00-004	3/2/2023	\$ 5,739,312.00	
Santa Maria-Bonita	Santa Barbara	Bill Libbon Elementary	70/69120-00-005	3/2/2023	\$ 3,279,607.00	
Santa Maria-Bonita	Santa Barbara	Bonita Elementary	70/69120-00-006	3/2/2023	\$ 5,445,292.00	
Santa Maria-Bonita	Santa Barbara	Bruce (Robert) Elementary	71/69120-00-001	3/2/2023	\$ 2,103,525.00	
Santa Maria-Bonita	Santa Barbara	Fairlawn Elementary	70/69120-00-007	3/2/2023	\$ 2,691,565.00	
Santa Maria-Bonita	Santa Barbara	Jimenez Roberto and Dr. Francisco Elementary	70/69120-00-008	3/2/2023	\$ 4,625,390.00	
Santa Maria-Bonita	Santa Barbara	Juan Pacifico Ontiveros	70/69120-00-012	3/2/2023	\$ 5,739,312.00	
Santa Maria-Bonita	Santa Barbara	Liberty Elementary	70/69120-00-009	3/2/2023	\$ 2,539,415.00	
Santa Maria-Bonita	Santa Barbara	Miller (Isaac) Elementary	70/69120-00-010	3/2/2023	\$ 2,691,565.00	
Santa Maria-Bonita	Santa Barbara	Oakley Elementary	70/69120-00-011	3/2/2023	\$ 6,559,215.00	
Santa Maria-Bonita	Santa Barbara	Rice (William) Elementary	70/69120-00-013	3/2/2023	\$ 6,559,215.00	
Santa Maria-Bonita	Santa Barbara	Sanchez (David J.)	70/69120-00-016	3/2/2023	\$ 3,279,607.00	
Santa Maria-Bonita	Santa Barbara	Taylor (Ida Redmond) Elementary	70/69120-00-014	3/2/2023	\$ 4,625,390.00	
Santa Maria-Bonita	Santa Barbara	Tunnell (Martin Luther) Elementary	70/69120-00-015	3/2/2023	\$ 5,739,312.00	
Santa Paula Unified	Ventura	Barbara Webster Elementary	70/76828-00-002	3/2/2023	\$ 3,279,607.00	
Santa Paula Unified	Ventura	Blanchard Elementary	70/76828-00-001	3/2/2023	\$ 3,279,607.00	
Santa Paula Unified	Ventura	Thelma Bedell Elementary	70/76828-00-003	3/2/2023	\$ 3,279,607.00	
Santa Rtia Union Elementary	Monterey	La Joya Elementary	70/66191-00-002	3/2/2023	\$ 4,372,810.00	
Santa Rtia Union Elementary	Monterey	McKinnon Elementary	70/66191-00-004	3/2/2023	\$ 2,459,706.00	
Santa Rtia Union Elementary	Monterey	New Republic Elementary	70/66191-00-003	3/2/2023	\$ 3,279,607.00	
Santa Rtia Union Elementary	Monterey	Santa Rita Elementary	70/66191-00-001	3/2/2023	\$ 3,826,208.00	
Sausalito- Marin City	Marin	Bayside Martin Luther King Jr Academy	70/65474-00-002	3/1/2023	\$ 2,747,668.00	
Sebastopol Union	Sonoma	Park Side School	70/70938-00-001	3/2/2023	\$ 556,376.00	
Selma Unified	Fresno	Jackson Elementary	70/62430-00-015	3/1/2023	\$ 3,279,607.00	
Selma Unified	Fresno	Roosevelt Elementary	70/62430-00-016	3/1/2023	\$ 3,279,607.00	
Semitropic Elementary	Kern	Semitropic Elementary	70/63768-00-002	2/14/2023	\$ 1,374,190.00	
Sierra Sands Unified	Kern	Faller Elementary	70/73742-00-002	2/28/2023	\$ 819,902.00	
Soledad Unified	Monterey	San Vincente Elementary	70/75440-00-002	2/28/2023	\$ 3,279,607.00	
South Fork Union	Kern	South Fork Elementary	71/63784-00-001	3/2/2023	\$ 532,398.00	\$ 177,466.00

California Preschool, Transitional Kindergarten and Full-Day Kindergarten Facilities Grant Program  
- Workload as of April 30, 2023 -

District	County	Site Name	Application Number	OPSC Date Received	Estimated State Grant**	Financial Hardship**
Southern Humboldt Unified	Humboldt	Casterlin Elementary	70/63040-00-001	3/1/2023	\$ 1,381,165.00	
Southern Humboldt Unified	Humboldt	Redway Elementary	70/63040-00-002	3/1/2023	\$ 1,654,466.00	
Southern Kern Unified	Kern	Westpark Elementary	70/63776-00-005	3/1/2023	\$ 8,199,019.00	\$ 3,826,209.00
Standard Elementary	Kern	Highland Elementary	70/63792-00-009	2/27/2023	\$ 3,596,175.00	
Stanislaus Union Elementary	Stanislaus	Agnes M. Baptist Elementary	70/71282-00-002	3/1/2023	\$ 1,639,803.00	
Stanislaus Union Elementary	Stanislaus	Eisenhut Elementary	70/71282-00-004	3/1/2023	\$ 1,639,803.00	
Stanislaus Union Elementary	Stanislaus	Josephine Chrysler Elementary	70/71282-00-003	3/1/2023	\$ 1,639,803.00	
Stanislaus Union Elementary	Stanislaus	Mary Lou Dieterich Elementary	70/71282-00-005	3/1/2023	\$ 1,639,803.00	
Stanislaus Union Elementary	Stanislaus	Stanislaus Elementary	70/71282-00-006	3/1/2023	\$ 1,639,803.00	
Summerville Elementary	Tulolumne	Summerville Elementary	70/72405-00-002	2/24/2023	\$ 834,564.00	
Susanville Elementary	Lassen	McKinley Elementary	70/64196-00-001	3/1/2023	\$ 4,387,473.00	\$ 2,191,293.00
Temple City Unified	Los Angeles	Emperor Elementary	70/69260-00-002	3/2/2023	\$ 7,379,117.00	
Tulare City Elementary	Tulare	Roosevelt Elementary	70/72231-00-004	3/2/2023	\$ 4,859,112.00	
Twain Harte	Tuolumne	Twain Hart Elementary	70/72421-00-001	2/27/2023	\$ 834,564.00	
Twin Hills Unified	Sonoma	Apple Blossom Elementary	70/70961-00-002	2/14/2023	\$ 1,654,466.00	
Twin ridges Elementary	Nevada	Grizzly Hill	70/66415-00-003	3/2/2023	\$ 2,474,368.00	\$ 824,789.00
Twin Rivers Unified	Sacramento	Del Paso Heights Elementary	70/76505-00-004	3/2/2023	\$ 819,902.00	
Twin Rivers Unified	Sacramento	Dry Creek Elementary	70/76505-00-005	3/2/2023	\$ 819,902.00	
Twin Rivers Unified	Sacramento	Madison Elementary	70/76505-00-003	3/2/2023	\$ 819,902.00	
Ukiah Unified	Mendocino	Oak Manor Elementary	70/65615-00-004	2/27/2023	\$ 2,459,706.00	
Ukiah Unified	Mendocino	Yokayo Elementary	70/65615-00-003	2/27/2023	\$ 4,099,510.00	
Upper Lake Unified	Lake	Upper Lake Elementary	70/76976-00-004	3/2/2023	\$ 4,114,172.00	\$ 2,464,593.00
Vineland	Kern	Vineland Elementary	70/63834-00-002	2/27/2023	\$ 5,490,449.00	\$ 2,201,067.00
Visalia Unified	Tulare	Houston Elementary	70/72256-00-004	3/2/2023	\$ 4,099,509.00	
Walnut Creek	Contra Costa	Buena Vista Elementary	70/61812-00-007	2/28/2023	\$ 5,739,312.00	
Walnut Creek	Contra Costa	Indian Valley Elementary	70/61812-00-011	2/28/2023	\$ 4,099,509.00	
Walnut Creek	Contra Costa	Murwood Elementary	70/61812-00-008	2/28/2023	\$ 4,919,411.00	
Walnut Creek	Contra Costa	Parkmead Elementary	70/61812-00-010	2/28/2023	\$ 4,919,411.00	
Walnut Creek	Contra Costa	Tice Creek Elementary	70/61812-00-012	2/28/2023	\$ 3,279,607.00	
Walnut Creek	Contra Costa	Walnut Heights Elementary	70/61812-00-009	2/28/2023	\$ 4,919,411.00	
Waterford Unified	Stanislaus	Richard M Moon Primary	70/75572-00-002	3/2/2023	\$ 7,393,779.00	
Weaver Union	Merced	Pioneer Elementary	70/65862-00-002	3/2/2023	\$ 7,652,417.00	\$ 3,279,607.00
West Hills Community College	Kings	West Hills College Lemoore	71/62133-00-001	3/2/2023	\$ 776,777.00	
Westminster	Orange	Jessie Hayden Elementary	70/66746-00-002	3/1/2023	\$ 2,751,176.00	
Westminster	Orange	Ada Clegg Elementary	70/66746-00-001	3/1/2023	\$ 2,751,176.00	
Westminster	Orange	Meairs Elementary	70/66746-00-003	3/1/2023	\$ 2,751,176.00	
Westminster	Orange	Willmore Elementary	70/66746-00-004	3/1/2023	\$ 2,751,176.00	
Willow Creek Elementary	Siskiyou	Willow Creek Elementary	70/70490-00-001	3/2/2023	\$ 834,564.00	\$ 278,188.00
Willows Unified	Glenn	Murdock Elementary	71/62661-00-002	2/28/2023	\$ 958,317.00	
Wilsona	Los Angeles	Vista San Gabriel Elementary	70/65151-00-002	2/27/2023	\$ 6,573,877.00	\$ 2,191,292.00
Windsor Unified	Sonoma	Cali Calmecac	70/75358-00-002	2/27/2023	\$ 6,493,477.00	
Windsor Unified	Sonoma	Washburn (Mattie) Elementary	70/75358-00-003	2/28/2023	\$ 2,459,706.00	
Winters Joint Unified	Yolo	Shirley Rominger Intermediate	70/72702-00-004	3/2/2023	\$ 8,213,681.00	
Winters Joint Unified	Yolo	Waggoner Elementary	70/72702-00-003	3/2/2023	\$ 8,213,681.00	
Winters Joint Unified	Yolo	Wolfskill High	70/72702-00-002	3/2/2023	\$ 7,393,779.00	
Yreka Union Elementary	Siskiyou	Gold Street Elementary	71/70508-00-001	3/1/2023	\$ 1,799,225.00	

<b>ESTIMATED STATE SHARE</b>	<b>\$ 1,376,179,621</b>
<b>ESTIMATED FINANCIAL HARDSHIP REQUEST</b>	<b>\$ 87,223,114</b>
<b>CALIFORNIA PRESCHOOL, TRANSITIONAL KINDERGARTEN AND FULL-DAY KINDERGARTEN TOTAL*</b>	<b>\$ 1,463,402,735</b>

California Preschool, Transitional Kindergarten and Full-Day Kindergarten Facilities Grant Program  
 - Workload as of April 30, 2023 -

District	County	Site Name	Application Number	OPSC Date Received	Estimated State Grant**	Financial Hardship**
----------	--------	-----------	--------------------	--------------------	-------------------------	----------------------

\*California Preschool, Transitional Kindergarten and Full-Day Kindergarten Facilities Grant Program applications received by OPSC for the February 2023 Filing Round. OPSC has not yet reviewed the total grant requested, including Financial Hardship, and the total number of projects may exceed available expenditure authority. Placement on this list does not guarantee funding.

\*\* The required district contribution may not equal the percentages specified in 1860.11 and 1860.13 if the application is for funding for a hybrid project that contains multiple facility types.

## **INFORMATION ITEM**

### **SCHOOL FACILITY PROGRAM APPLICATIONS RECEIVED BEYOND BOND AUTHORITY LIST (as of April 30, 2023)**

The applications on this list represent School Facility Program (SFP) New Construction and Modernization projects in date order received that were received on or after February 13, 2020 through April 30, 2023. These applications have been received, but not reviewed, by the Office of Public School Construction (OPSC). This list is presented to the State Allocation Board for acknowledgement, but not approval pursuant to SFP Regulation Section 1859.95.1.

Published monthly in the SAB Agenda.

This report is also on the [OPSC Website](http://www.dgs.ca.gov/opsc) at:  
[www.dgs.ca.gov/opsc](http://www.dgs.ca.gov/opsc)

SFP APPLICATIONS

New Construction Acknowledged Applications Received Past Existing Authority as of April 30, 2023

District	County	Site Name	DSA Number	50-04 Date Received	Estimated State Grant (a)	Estimated Financial Hardship (b)
Fountain Valley Elementary	Orange	Fulton (Harry C) Middle	50/66498-00-002	02/14/20	\$ 1,061,790	\$ -
Natomas Unified	Sacramento	Paso Verde	50/75283-00-024	02/18/20	\$ 20,495,845	\$ -
Irvine Unified	Orange	Heritage Field K-8	50/73650-00-048	02/20/20	\$ 47,744,919	\$ -
Albany City Unified	Alameda	Albany High	50/61127-00-004	02/21/20	\$ 4,370,747	\$ -
Martinez Unified	Contra Costa	John Muir Elementary	50/61739-00-004	02/24/20	\$ 4,662,545	\$ -
Salinas Union High	Monterey	Dolores Huerta Middle	50/66159-00-007	03/02/20	\$ 21,431,900	\$ -
Stockton Unified	San Joaquin	Valentine Peyton Elementary	50/68676-01-004	03/26/20	\$ 1,508,086	\$ -
Mendota Unified	Fresno	Mendota Junior High	50/75127-00-005	04/13/20	\$ 1,338,852	\$ -
Mendota Unified	Fresno	Mendota High	50/75127-00-006	04/13/20	\$ 74,948	\$ -
Mendota Unified	Fresno	Mendota High	50/75127-00-007	04/13/20	\$ 74,948	\$ -
Mendota Unified	Fresno	Mendota High	50/75127-00-008	04/13/20	\$ 74,948	\$ -
Humboldt County Office of Education	Humboldt	Glen W Paul School for PH	50/10124-00-002	04/21/20	\$ 251,906	\$ 251,906
Chico Unified	Butte	Emma Wilson Elementary	50/61424-00-011	06/04/20	\$ 1,249,142	\$ -
Anaheim Elementary	Orange	Sunkist Elementary	50/66423-00-011	06/05/20	\$ 1,656,567	\$ -
Brentwood Union Elementary	Contra Costa	Edna Hill Middle	50/61655-00-013	06/22/20	\$ 3,049,013	\$ -
Western Placer Unified	Placer	Glen Edwards Middle	50/66951-00-013	06/22/20	\$ 4,044,855	\$ -
Calexico Unified	Imperial	Calexico High	50/63099-00-004	07/01/20	\$ 14,875,281	\$ -
Roseville City Elementary	Placer	WB-60 Elementary	50/66910-00-016	07/03/20	\$ 13,679,371	\$ -
Sacramento County Office of Education	Sacramento	Gerber Jr/Sr High	50/10348-00-003	07/13/20	\$ 4,088,732	\$ 4,088,732
Tulare City	Tulare	Wilson Elementary	50/72231-00-006	07/17/20	\$ 1,065,892	\$ -
Menifee Union Elementary	Riverside	Harvest Hill STEAM Academy	50/67116-00-016	07/29/20	\$ 8,032,135	\$ -
Stockton Unified	San Joaquin	Flora Arca Mata Elementary	50/68676-04-003	07/31/20	\$ 14,545,299	\$ -
Clovis Unified	Fresno	Young Elementary	50/62117-00-029	08/05/20	\$ 13,566,990	\$ -
Lucerne Elementary	Lake	Lucerne Elementary	50/64048-00-001	08/06/20	\$ 1,854,086	\$ 1,854,086
Kern High	Kern	Vista West Continuation High	50/63529-00-013	08/07/20	\$ 1,361,899	\$ -
Menifee Union Elementary	Riverside	Menifee Valley Middle	50/67116-00-017	08/07/20	\$ 13,500,853	\$ -
Kings Canyon Joint Unified	Fresno	Reedley High	50/62265-00-012	08/12/20	\$ 1,387,920	\$ -
Sanger Unified	Fresno	Fairmont Elementary	50/62414-00-028	08/17/20	\$ 283,582	\$ -
Kern High	Kern	Stockdale High	50/63529-00-014	08/20/20	\$ 1,222,217	\$ -
Kern High	Kern	Highland High	50/63529-00-015	08/20/20	\$ 1,015,239	\$ -
Alameda Unified	Alameda	Encinal Junior/Senior High	50/61119-02-002	08/26/20	\$ 3,465,835	\$ -
Banta Elementary	San Joaquin	NextGeneration STEAM Academy	50/68486-00-004	08/27/20	\$ 3,873,152	\$ -
Knights Ferry Elementary	Stanislaus	Knights Ferry Elementary	50/71142-00-001	08/28/20	\$ 830,572	\$ 830,572
Lemoore Union Elementary	Kings	Freedom Elementary	50/63974-00-006	09/11/20	\$ 9,100,949	\$ -
Natomas Unified	Sacramento	American Lakes Elementary	50/75283-00-025	09/14/20	\$ 4,100,810	\$ -
Jurupa Unified	Riverside	Rubidoux High	50/67090-00-017	09/24/20	\$ 1,912,855	\$ -
Kings River-Hardwick Union Elementary	Kings	Kings River-Hardwick Elementary	50/63941-00-002	09/30/20	\$ 8,751,298	\$ 8,751,298
Jacoby Creek Elementary	Humboldt	Jacoby Creek Elementary	50/62893-00-001	10/02/20	\$ 4,311,564	\$ 4,311,564
Escondido Union	San Diego	Orange Glen Elementary	50/68098-00-010	10/02/20	\$ 1,556,375	\$ -
Morgan Hill Unified	Santa Clara	Jackson Academy of Music and Math	50/69583-00-004	10/12/20	\$ 3,396,908	\$ -
Placentia-Yorba Linda Unified	Orange	Glenview Elementary	50/66647-00-037	10/14/20	\$ 410,469	\$ -
Golden Valley Unified	Madera	Stone Creek Elementary	50/75580-00-004	10/16/20	\$ 10,963,665	\$ -
South Fork Union	Kern	South Fork Elementary	50/63784-00-002	10/20/20	\$ 195,623	\$ 195,623



SFP APPLICATIONS

New Construction Acknowledged Applications Received Past Existing Authority as of April 30, 2023

District	County	Site Name	DSA Number	50-04 Date Received	Estimated State Grant (a)	Estimated Financial Hardship (b)
Garfield Elementary	Humboldt	Garfield Elementary	50/62836-00-004	10/23/20	\$ 187,236	\$ 187,236
Imperial Unified	Imperial	Imperial High	50/63164-00-007	10/26/20	\$ 1,701,452	\$ -
Sonoma County Office of Education	Sonoma	El Colegio	50/10496-00-057	10/29/20	\$ 915,626	\$ -
Temecula Valley Unified	Riverside	STEAM Academy K-8	50/75192-00-040	10/29/20	\$ 8,625,543	\$ -
Lodi Unified	San Joaquin	Tokay High	50/68585-00-029	11/16/20	\$ 9,155,946	\$ -
Liberty Elementary	Tulare	Liberty Elementary	50/71985-00-005	11/16/20	\$ 427,203	\$ -
Millville Elementary	Shasta	Millville Elementary	50/70052-00-003	11/18/20	\$ 728,813	\$ 728,813
Vacaville Unified	Solano	Edwin Markham Elementary	50/70573-00-002	11/19/20	\$ 5,451,185	\$ -
Lake Elsinore Unified	Riverside	Railroad Canyon Elementary	50/75176-00-022	11/23/20	\$ 899,927	\$ -
Murrieta Valley Unified	Riverside	Murrieta Canyon Academy	50/75200-00-026	11/24/20	\$ 8,054,742	\$ -
Liberty Elementary	Tulare	Liberty Elementary	50/71985-00-003	11/30/20	\$ 3,528,693	\$ -
Turlock Unified	Stanislaus	Turlock High	50/75739-00-006	12/01/20	\$ 4,622,896	\$ -
Alvina Elementary	Fresno	Alvina Elementary Charter	50/61994-00-001	12/09/20	\$ 359,209	\$ 359,209
Kings Canyon Joint Unified	Fresno	Reedley High	50/62265-00-013	01/07/21	\$ 1,609,610	\$ -
Hemet Unified	Riverside	Winchester Elementary	50/67082-00-017	01/11/21	\$ 3,650,360	\$ -
Chaffey Joint Union High	San Bernardino	Etiwanda High	50/67652-00-022	01/11/21	\$ 5,955,938	\$ -
Jurupa Unified	Riverside	Jurupa Middle	50/67090-00-018	01/29/21	\$ 3,500,478	\$ -
Murrieta Valley Unified	Riverside	Murrieta Elementary	50/75200-00-027	01/29/21	\$ 4,732,721	\$ -
Lassen View Union Elementary	Tehama	Lassen View Elementary	50/71563-00-002	02/03/21	\$ 1,046,170	\$ 1,046,170
Escondido Union	San Diego	Del Dios Academy of Arts and Sciences	50/68098-00-011	02/04/21	\$ 6,600,729	\$ -
Menifee Union Elementary	Riverside	Chester W Morrison Elementary	50/67116-00-018	02/12/21	\$ 1,262,376	\$ -
Sulphur Springs Union	Los Angeles	Sulphur Springs Community Elementary	50/65045-00-011	02/25/21	\$ 4,833,303	\$ -
Tracy Joint Unified	San Joaquin	North Elementary	50/75499-00-021	02/25/21	\$ 3,051,846	\$ -
Novato Unified	Marin	San Marin High	50/65417-00-004	02/26/21	\$ 2,747,397	\$ -
Novato Unified	Marin	Novato High	50/65417-00-005	02/26/21	\$ 845,651	\$ -
Livermore Valley Joint Unified	Alameda	East Avenue Middle	50/61200-00-004	03/01/21	\$ 3,840,483	\$ -
Downey Unified	Los Angeles	Griffiths (Gordon) Middle	50/64451-00-016	03/02/21	\$ 6,244,126	\$ -
Fairfield-Suisun Unified	Solano	Mary Bird Early Childhood Education Center	50/70540-00-033	03/11/21	\$ 1,576,330	\$ -
Downey Unified	Los Angeles	Sussman (Edward A.) Middle	50/64451-00-017	03/19/21	\$ 6,978,954	\$ -
Roseville Joint Union High	Placer	West Park High	50/66928-00-009	03/23/21	\$ 21,175,459	\$ -
Downey Unified	Los Angeles	Griffiths (Gordon) Middle	50/64451-00-018	03/25/21	\$ 8,937,895	\$ -
Downey Unified	Los Angeles	Sussman (Edward A.) Middle	50/64451-00-019	03/25/21	\$ 6,814,000	\$ -
Downey Unified	Los Angeles	Sussman (Edward A.) Middle	50/64451-00-020	03/25/21	\$ 8,176,800	\$ -
Natomas Unified	Sacramento	Bannon Creek	50/75283-00-026	03/26/21	\$ 1,343,394	\$ -
Natomas Unified	Sacramento	Jefferson Elementary	50/75283-00-027	03/26/21	\$ 5,212,918	\$ -
Hesperia Unified	San Bernardino	Joshua Circle Elementary	50/75044-00-037	03/31/21	\$ 716,491	\$ -
Hesperia Unified	San Bernardino	Krystal School of Science, Math & Technology	50/75044-00-038	03/31/21	\$ 716,491	\$ -
Riverside Unified	Riverside	Monroe Elementary	50/67215-00-040	04/01/21	\$ 3,192,154	\$ -
Rio Elementary	Ventura	Rio del Sol	50/72561-00-007	04/02/21	\$ 3,856,500	\$ -
Fresno Unified	Fresno	Ericson Elementary	50/62166-06-008	04/05/21	\$ 1,008,917	\$ -
Irvine Unified	Orange	Turtle Rock Elementary	50/73650-00-049	04/07/21	\$ 1,392,870	\$ -
McFarland Unified	Kern	McFarland High	50/73908-00-011	04/16/21	\$ 4,745,947	\$ -
Buckeye Union Elementary	El Dorado	Charter Montessori Valley View Campus	50/61838-00-009	05/05/21	\$ 436,875	\$ -

SFP APPLICATIONS

New Construction Acknowledged Applications Received Past Existing Authority as of April 30, 2023

District	County	Site Name	DSA Number	50-04 Date Received	Estimated State Grant (a)	Estimated Financial Hardship (b)
Chico Unified	Butte	Pleasant Valley High	50/61424-00-012	05/06/21	\$ 2,419,725	\$ -
Martinez Unified	Contra Costa	Las Juntas Elementary	50/61739-00-005	05/10/21	\$ 2,522,309	\$ -
Patterson Joint Unified	Stanislaus	Walnut Grove Elementary	50/71217-00-010	05/19/21	\$ 3,541,045	\$ -
Novato Unified	Marin	San Marin High	50/65417-00-006	05/19/21	\$ 578,909	\$ -
Novato Unified	Marin	Novato High	50/65417-00-007	06/01/21	\$ 545,664	\$ -
Bakersfield City	Kern	Bessie E. Owens Primary	50/63321-00-041	06/11/21	\$ 8,750,957	\$ -
Bakersfield City	Kern	Bessie E. Owens Intermediate	50/63321-00-042	06/11/21	\$ 6,320,539	\$ -
Kern High	Kern	Del Oro High	50/63529-00-016	06/14/21	\$ 56,047,017	\$ -
Visalia Unified	Tulare	Sequoia High	50/72256-00-032	06/14/21	\$ 9,329,283	\$ -
Los Banos Unified	Merced	Pacheco High	50/65755-00-015	06/15/21	\$ 4,067,088	\$ -
Beaumont Unified	Riverside	Summerwind K-8	50/66993-00-021	06/25/21	\$ 16,932,287	\$ -
Placer Union High	Placer	Placer High	50/66894-00-007	07/01/21	\$ 1,148,393	\$ -
Liberty Union High	Contra Costa	Freedom High	50/61721-00-008	07/02/21	\$ 1,029,633	\$ -
Downey Unified	Los Angeles	Stauffer (Mary R.) Middle	50/64451-00-021	07/12/21	\$ 13,982,312	\$ -
Chico Unified	Butte	Pleasant Valley High	50/61424-00-013	07/12/21	\$ 459,756	\$ -
Placer Union High	Placer	Placer High	50/66894-00-008	07/14/21	\$ 1,029,633	\$ -
Walnut Valley Unified	Los Angeles	Suzanne Middle	50/73460-00-013	07/15/21	\$ 8,316,177	\$ -
Downey Unified	Los Angeles	Doty (Wendy Lopour) Middle	50/64451-00-022	07/20/21	\$ 24,633,200	\$ -
Downey Unified	Los Angeles	Doty (Wendy Lopour) Middle	50/64451-00-023	07/20/21	\$ 24,032,360	\$ -
Hilmar Unified	Merced	Hilmar High	50/65698-00-005	07/21/21	\$ 691,077	\$ -
Beaumont Unified	Riverside	Beaumont Senior High	50/66993-00-022	07/30/21	\$ 12,300,336	\$ -
San Ramon Valley Unified	Contra Costa	Charlotte Wood Middle	50/61804-03-002	08/03/21	\$ 1,170,914	\$ -
Alisal Union	Monterey	Fremont Elementary	50/65961-00-012	08/03/21	\$ 5,216,024	\$ -
Elk Grove Unified	Sacramento	Pleasant Grove Elementary	50/67314-00-050	08/06/21	\$ 7,592,706	\$ -
Hollister	San Benito	Rancho Santana	50/67470-00-005	08/06/21	\$ 16,259,235	\$ -
Mountain View-Los Altos Union High	Santa Clara	Mountain View High	50/69609-00-001	08/06/21	\$ 8,944,888	\$ -
Mountain View-Los Altos Union High	Santa Clara	Los Altos High	50/69609-00-002	08/06/21	\$ 8,911,775	\$ -
San Juan Unified	Sacramento	Del Campo High	50/67447-00-001	08/09/21	\$ 2,623,353	\$ -
Elk Grove Unified	Sacramento	Joseph Kerr Middle	50/67314-00-051	08/10/21	\$ 2,969,223	\$ -
Washington Unified	Yolo	Westmore Oaks Elementary	50/72694-00-012	08/10/21	\$ 5,676,785	\$ -
Marysville Joint Unified	Yuba	Linda Elementary	50/72736-00-032	08/10/21	\$ 733,693	\$ -
Marysville Joint Unified	Yuba	Anna McKenney Intermediate	50/72736-00-033	08/10/21	\$ 1,311,740	\$ -
Panama-Buena Vista Union	Kern	Highgate Elementary	50/63362-00-043	08/11/21	\$ 12,775,279	\$ -
San Juan Unified	Sacramento	Arden Middle	50/67447-00-002	08/11/21	\$ 5,343,302	\$ -
Santa Clara Unified	Santa Clara	Abram Agnew Elementary	50/69674-00-001	08/11/21	\$ 26,173,222	\$ -
Santa Clara Unified	Santa Clara	Dolores Huerta Middle	50/69674-00-002	08/11/21	\$ 30,982,294	\$ -
Coachella Valley Unified	Riverside	Palm View Elementary	50/73676-02-006	08/11/21	\$ 2,343,049	\$ -
Livermore Valley Joint Unified	Alameda	Joe Michell Elementary	50/61200-00-005	08/12/21	\$ 9,593,714	\$ -
Sanger Unified	Fresno	Centerville Elementary	50/62414-00-029	08/12/21	\$ 407,958	\$ -
Sanger Unified	Fresno	John S. Wash Elementary	50/62414-00-030	08/12/21	\$ 1,051,987	\$ -
Sanger Unified	Fresno	Lone Star Elementary	50/62414-00-031	08/12/21	\$ 819,640	\$ -
Dublin Unified	Alameda	Frederiksen Elementary	50/75093-00-014	08/13/21	\$ 4,342,825	\$ -
Patterson Joint Unified	Stanislaus	Grayson Elementary	50/71217-00-011	08/18/21	\$ 479,227	\$ -

SFP APPLICATIONS

New Construction Acknowledged Applications Received Past Existing Authority as of April 30, 2023

District	County	Site Name	DSA Number	50-04 Date Received	Estimated State Grant (a)	Estimated Financial Hardship (b)
Redlands Unified	San Bernardino	Mission Elementary	50/67843-00-010	08/20/21	\$ 1,362,800	\$ -
Placentia-Yorba Linda Unified	Orange	Glenview Elementary	50/66647-00-038	08/26/21	\$ 849,502	\$ -
Pleasanton Unified	Alameda	Amador Valley High	50/75101-00-010	08/27/21	\$ 4,955,013	\$ -
Pleasanton Unified	Alameda	Foothill High	50/75101-00-011	08/27/21	\$ 2,733,729	\$ -
Manteca Unified	San Joaquin	Manteca High	50/68593-00-027	08/29/21	\$ 4,597,560	\$ -
Riverside Unified	Riverside	Arlington High	50/67215-00-041	09/02/21	\$ 3,583,035	\$ -
Irvine Unified	Orange	Northwood Elementary	50/73650-00-050	09/08/21	\$ 1,304,508	\$ -
Irvine Unified	Orange	South Lake Middle	50/73650-00-051	09/08/21	\$ 447,209	\$ -
Turlock Unified	Stanislaus	Marvin A. Dutcher Middle	50/75739-00-007	09/23/21	\$ 3,438,709	\$ -
Woodland Joint Unified	Yolo	Spring Lake Elementary	50/72710-00-007	09/27/21	\$ 2,020,293	\$ -
Maple Elementary	Kern	Maple Elementary	50/63610-00-004	10/08/21	\$ 63,871	\$ 63,871
Mountain View Elementary	San Bernardino	Park View Elementary	50/67785-00-003	10/13/21	\$ 12,571,121	\$ -
Liberty Union High	Contra Costa	Heritage High	50/61721-00-009	10/15/21	\$ 5,517,072	\$ -
Paso Robles Joint Unified	San Luis Obispo	George H. Flamson Middle	50/75457-00-006	12/14/21	\$ 3,611,520	\$ -
Cloverdale Unified	Sonoma	Jefferson Elementary	50/70656-00-001	01/03/22	\$ 6,084,991	\$ 6,084,991
Cloverdale Unified	Sonoma	Washington Middle	50/70656-00-002	01/04/22	\$ 1,813,572	\$ -
South Pasadena Unified	Los Angeles	Arroyo Vista Elementary	50/65029-00-006	01/06/22	\$ 464,094	\$ -
South Pasadena Unified	Los Angeles	Monterey Hills Elementary	50/65029-00-007	01/06/22	\$ 928,014	\$ -
South Pasadena Unified	Los Angeles	Marengo Elementary	50/65029-00-008	01/06/22	\$ 527,733	\$ -
Lodi Unified	San Joaquin	Lodi High	50/68585-00-030	01/07/22	\$ 20,571,536	\$ -
Chula Vista Elementary	San Diego	Otay Ranch Village 3	50/68023-00-013	01/11/22	\$ 13,795,399	\$ -
San Marcos Unified	San Diego	Richland Elementary	50/73791-00-021	01/20/22	\$ 15,715,309	\$ -
Riverside Unified	Riverside	Alcott Elementary	50/67215-00-042	02/02/22	\$ 3,792,255	\$ -
Pleasanton Unified	Alameda	Lydiksen Elementary	50/75101-00-012	02/15/22	\$ 1,368,404	\$ -
Butteville Union Elementary	Siskiyou	Butteville Elementary	50/70201-00-003	02/22/22	\$ 3,142,834	\$ -
Natomas Unified	Sacramento	Northpointe Elementary	50/75283-00-028	03/11/22	\$ 13,437,152	\$ -
Corona-Norco Unified	Riverside	George Washington Elementary	50/67033-00-049	03/15/22	\$ 1,916,904	\$ -
Riverside Unified	Riverside	Fremont Elementary	50/67215-00-043	03/25/22	\$ 3,768,997	\$ -
Clovis Unified	Fresno	Dry Creek Elementary	50/62117-00-030	04/04/22	\$ 2,573,050	\$ -
Irvine Unified	Orange	Oak Creek Elementary	50/73650-00-052	04/04/22	\$ 469,128	\$ -
Marysville Joint Unified	Yuba	Arboga Elementary	50/72736-00-034	04/07/22	\$ 5,348,981	\$ -
Natomas Unified	Sacramento	Natomas Pacific Pathways Prep Elementary	50/75283-00-029	04/13/22	\$ 8,148,166	\$ -
Standard Elementary	Kern	Highland Elementary	50/63792-00-004	04/27/22	\$ 3,036,485	\$ -
Standard Elementary	Kern	Wingland Elementary	50/63792-00-005	04/27/22	\$ 2,064,789	\$ -
Elk Grove Unified	Sacramento	Miwok Village	50/67314-00-052	05/04/22	\$ 18,870,984	\$ -
Etiwanda Elementary	San Bernardino	Grapeland Elementary	50/67702-00-019	05/06/22	\$ 2,977,000	\$ -
McFarland Unified	Kern	McFarland High School Early College	50/73908-00-012	05/10/22	\$ 2,291,506	\$ -
Robla Elementary	Sacramento	Bell Avenue Elementary	50/67421-00-004	05/13/22	\$ 3,708,068	\$ -
Pittsburg Unified	Contra Costa	Los Medanos Elementary	50/61788-00-012	05/16/22	\$ 1,793,322	\$ -
Corcoran Joint Unified	Kings	Corcoran High	50/63891-00-003	05/25/22	\$ 3,569,653	\$ -
Fresno Unified	Fresno	Juan Felipe Herrera Elementary	50/62166-00-033	05/26/22	\$ 16,479,378	\$ -
Edison Elementary	Kern	Orangewood Elementary	50/63438-00-003	06/09/22	\$ 877,380	\$ 877,380
Manteca Unified	San Joaquin	French Camp Elementary	50/68593-00-028	06/13/22	\$ 819,738	\$ -

SFP APPLICATIONS

New Construction Acknowledged Applications Received Past Existing Authority as of April 30, 2023

District	County	Site Name	DSA Number	50-04 Date Received	Estimated State Grant (a)	Estimated Financial Hardship (b)
Paradise Unified	Butte	Paradise Senior High	50/61531-00-003	06/14/22	\$ 6,147,080	\$ -
San Bernardino City Unified	San Bernardino	Paakuma K-8	50/67876-00-087	06/14/22	\$ 2,871,307	\$ -
Center Joint Unified	Sacramento	Rex Fortune Elementary	50/73973-00-004	06/17/22	\$ 13,713,610	\$ -
Firebaugh-Las Deltas Unified	Fresno	Arthur E. Mills Intermediate	50/73809-00-006	06/22/22	\$ 1,256,925	\$ -
Hilmar Unified	Merced	Hilmar Elementary	50/65698-00-006	06/29/22	\$ 10,834,354	\$ -
Beaumont Unified	Riverside	Beaumont Senior High	50/66993-00-023	06/29/22	\$ 10,420,773	\$ -
Patterson Joint Unified	Stanislaus	Patterson High	50/71217-00-012	06/29/22	\$ 7,500,512	\$ -
Plumas Lake Elementary	Yuba	Rio Del Oro Elementary	50/72744-00-004	07/20/22	\$ 962,762	\$ -
Plumas Lake Elementary	Yuba	Cobblestone Elementary	50/72744-00-005	07/20/22	\$ 864,934	\$ -
Santa Clara Unified	Santa Clara	Kathleen MacDonald High	50/69674-00-003	07/21/22	\$ 73,905,753	\$ -
Patterson Joint Unified	Stanislaus	Apricot Valley Elementary	50/71217-00-013	07/22/22	\$ 1,826,140	\$ -
Patterson Joint Unified	Stanislaus	Las Palmas Elementary	50/71217-00-014	07/22/22	\$ 2,134,604	\$ -
Sundale Union Elementary	Tulare	Sundale Elementary	50/72173-00-007	07/22/22	\$ 9,044,768	\$ 9,044,768
Jurupa Unified	Riverside	Del Sol Academy	50/67090-00-019	07/26/22	\$ 2,615,669	\$ -
Greenfield Union	Kern	Crescent Elementary	50/63503-00-014	07/27/22	\$ 16,697,641	\$ 16,697,641
Banta Elementary	San Joaquin	EPIC Academy	50/68486-00-005	07/29/22	\$ 23,721,425	\$ -
Lodi Unified	San Joaquin	Clyde W. Needham Elementary	50/68585-00-031	07/31/22	\$ 5,871,784	\$ -
San Benito High	San Benito	San Benito High	50/67538-00-004	08/09/22	\$ 929,349	\$ -
Del Mar Union Elementary	San Diego	Pacific Sky Elementary	50/68056-00-005	08/09/22	\$ 29,146,296	\$ -
Milpitas Unified	Santa Clara	Mabel Mattos Elementary	50/73387-00-002	08/09/22	\$ 9,037,821	\$ -
Imperial County Office of Education	Imperial	Imperial Valley Center	50/10132-03-009	08/11/22	\$ 889,058	\$ -
Fresno Unified	Fresno	Ewing Elementary	50/62166-00-034	08/12/22	\$ 2,576,321	\$ -
Los Alamitos Unified	Orange	Los Alamitos High	50/73924-00-007	08/12/22	\$ 1,573,276	\$ -
Sanger Unified	Fresno	Lincoln Elementary	50/62414-00-032	08/15/22	\$ 1,107,227	\$ -
Sanger Unified	Fresno	Lone Star Elementary	50/62414-00-033	08/15/22	\$ 1,160,842	\$ -
Sanger Unified	Fresno	Centerville Elementary	50/62414-00-034	08/15/22	\$ 1,499,177	\$ -
Tulare City	Tulare	Mulcahy Middle	50/72231-00-007	08/15/22	\$ 2,176,943	\$ -
Fremont Unified	Alameda	Centerville Junior High	50/61176-07-001	08/16/22	\$ 11,130,087	\$ -
Fremont Unified	Alameda	William Hopkins Junior High	50/61176-07-002	08/16/22	\$ 7,048,216	\$ -
Vacaville Unified	Los Angeles	Buckingham Collegiate Charter Academy	50/70573-00-003	08/16/22	\$ 4,713,697	\$ -
Sanger Unified	Fresno	Sanger Educational Complex	50/62414-00-035	08/17/22	\$ 27,665,415	\$ -
Greenfield Union	Kern	Crescent Elementary	50/63503-00-018	08/17/22	\$ 5,124,000	\$ -
Hayward Unified	Alameda	Winton Middle	50/61192-00-001	08/26/22	\$ 687,147	\$ -
Porterville Unified	Tulare	West Putnam Elementary	50/75523-00-012	09/23/22	\$ 7,808,353	\$ -
Pleasanton Unified	Alameda	Thomas S. Hart Middle	50/75101-00-013	10/03/22	\$ 2,974,786	\$ -
Liberty Union High	Contra Costa	Liberty High	50/61721-00-010	11/16/22	\$ 5,887,612	\$ -
Lamont Elementary	Kern	Myrtle Avenue Elementary	50/63560-00-002	11/21/22	\$ 4,358,375	\$ -
Lamont Elementary	Kern	Lamont Elementary	50/63560-00-003	11/21/22	\$ 1,009,250	\$ -
Lamont Elementary	Kern	Alicante Avenue Elementary	50/63560-00-004	11/21/22	\$ 2,125,625	\$ -
San Bernardino City Unified	San Bernardino	Indian Springs High	50/67876-00-088	12/01/22	\$ 540,567	\$ -
Jefferson Elementary	San Joaquin	Coral Hollow Elementary	50/68544-00-006	12/09/22	\$ 22,212,742	\$ -
Lammersville Joint Unified	San Joaquin	Evelyn Costa Elementary	50/76760-00-010	12/09/22	\$ 16,172,546	\$ -
San Juan Unified	Sacramento	Earl Legette Elementary	50/67447-00-003	01/09/23	\$ 4,050,597	\$ -

SFP APPLICATIONS

New Construction Acknowledged Applications Received Past Existing Authority as of April 30, 2023

District	County	Site Name	DSA Number	50-04 Date Received	Estimated State Grant (a)	Estimated Financial Hardship (b)
Brentwood Union Elementary	Contra Costa	William B. Bristow Middle	50/61655-00-014	01/26/23	\$ 10,030,671	\$ -
Hemet Unified	Riverside	Little Lake Elementary	50/67082-00-018	01/27/23	\$ 1,898,820	\$ -
San Juan Unified	Sacramento	Starr King K-8	50/67447-00-004	02/08/23	\$ 2,458,433	\$ -
Dublin Unified	Alameda	Emerald High	50/75093-00-015	02/09/23	\$ 59,893,861	\$ -
Templeton Unified	San Luis Obispo	Templeton Middle	50/68841-00-003	02/10/23	\$ 342,643	\$ -
Menifee Union Elementary	Riverside	Chester W. Morrison Elementary	50/67116-00-019	02/15/23	\$ 2,055,701	\$ -
Menifee Union Elementary	Riverside	Evans Ranch Elementary	50/67116-00-020	02/15/23	\$ 3,200,446	\$ -
Menifee Union Elementary	Riverside	Harvest Hill STEAM Academy	50/67116-00-021	02/15/23	\$ 2,802,167	\$ -
Menifee Union Elementary	Riverside	Southshore Elementary	50/67116-00-022	02/15/23	\$ 3,020,750	\$ -
Menifee Union Elementary	Riverside	Taawila Elementary	50/67116-00-023	02/15/23	\$ 2,041,333	\$ -
Ventura County Office of Education	Ventura	Gateway Community	50/10561-00-004	02/21/23	\$ 9,970,488	\$ -
San Benito High	San Benito	Hollister High	50/67538-00-005	02/24/23	\$ 5,382,725	\$ -
Martinez Unified	Contra Costa	John Swett Elementary	50/61739-00-006	02/27/23	\$ 11,343,679	\$ -
San Marcos Unified	San Diego	Double Peak	50/73791-00-022	02/27/23	\$ 2,294,128	\$ -
Kerman Unified	Fresno	New Elementary	50/73999-00-010	03/06/23	\$ 20,195,769	\$ -
Riverside Unified	Riverside	Longfellow Elementary	50/67215-00-044	03/13/23	\$ 6,185,370	\$ -
Walnut Valley Unified	Los Angeles	Walnut Elementary	50/73460-00-014	04/05/23	\$ 2,097,761	\$ -
El Segundo Unified	Los Angeles	El Segundo Middle	50/64535-00-001	04/14/23	\$ 11,957,476	\$ -
Capistrano Unified	Orange	Rianda Elementary	50/66464-00-026	04/18/23	\$ 23,199,464	\$ -
Modesto City Elementary	Stanislaus	Tuolumne Elementary	50/71167-00-001	04/18/23	\$ 1,414,214	\$ -
Santa Maria Joint Union High	Santa Barbara	Santa Maria High	50/69310-00-009	04/24/23	\$ 20,800,489	\$ -
Encinitas Union Elementary	San Diego	Flora Vista Elementary	50/68080-00-002	04/28/23	\$ 1,174,480	\$ -
					\$ 1,556,869,767	\$ 55,373,860
					<b>\$ 1,612,243,627</b>	

SFP APPLICATIONS

Modernization Acknowledged Applications Received Past Existing Authority as of April 30, 2023

District	County	Site Name	DSA Number	50-04 Date Received	Estimated State Grant (a)	Estimated Financial Hardship (b)
San Ramon Valley Unified	Contra Costa	Rancho Romero Elementary	57/61804-02-001	02/13/20	\$ 3,143,938	\$ -
San Ramon Valley Unified	Contra Costa	Vista Grande Elementary	57/61804-02-002	02/13/20	\$ 2,013,096	\$ -
Redwood City Elementary	San Mateo	Henry Ford Elementary	57/69005-00-010	02/18/20	\$ 1,857,848	\$ -
Martinez Unified	Contra Costa	John Muir Elementary	57/61739-00-009	02/24/20	\$ 863,677	\$ -
Kelseyville Unified	Lake	Riviera Elementary	57/64014-00-004	02/24/20	\$ 1,497,543	\$ 998,362
Kelseyville Unified	Lake	Mountain Vista Middle	57/64014-00-005	02/24/20	\$ 2,445,681	\$ -
Palo Alto Unified	Santa Clara	Palo Alto High	57/69641-01-001	02/24/20	\$ 2,528,747	\$ -
Kelseyville Unified	Lake	Kelseyville Elementary	57/64014-00-006	02/26/20	\$ 1,208,056	\$ 805,371
Chino Valley Unified	San Bernardino	Ruben S Ayala High	57/67678-00-030	02/27/20	\$ 7,953,343	\$ -
Moreno Valley Unified	Riverside	North Ridge Elementary	57/67124-00-028	02/28/20	\$ 3,739,924	\$ -
Cajon Valley Union	San Diego	Johnson Elementary	57/67991-00-011	02/28/20	\$ 126,661	\$ -
Downey Unified	Los Angeles	Stauffer (Mary R) Middle	57/64451-00-037	03/02/20	\$ 1,326,775	\$ -
Brentwood Union Elementary	Contra Costa	Edna Hill Middle	57/61655-00-004	03/03/20	\$ 3,020,040	\$ -
West Contra Costa Unified	Contra Costa	Wilson Elementary	57/61796-00-054	03/03/20	\$ 3,844,145	\$ -
Norwalk-La Mirada Unified	Los Angeles	La Mirada High	57/64840-00-035	03/03/20	\$ 976,743	\$ -
Long Beach Unified	Los Angeles	Madison Elementary	57/64725-00-040	03/04/20	\$ 3,795,170	\$ -
Carlsbad Unified	San Diego	Magnolia Elementary	57/73551-00-010	03/04/20	\$ 881,515	\$ -
Manhattan Beach Unified	Los Angeles	Opal Robinson Elementary	57/75333-00-010	03/04/20	\$ 5,158,125	\$ -
West Contra Costa Unified	Contra Costa	Richmond Unified Alter Ed	57/61796-00-055	03/05/20	\$ 1,245,850	\$ -
San Francisco Unified	San Francisco	Sheridan Elementary	57/68478-13-002	03/05/20	\$ 838,564	\$ -
Sunnyside Union Elementary	Tulare	Sunnyside Elementary	57/72181-00-002	03/06/20	\$ 234,947	\$ 156,631
Santee	San Diego	Pepper Drive Elementary	57/68361-00-013	03/09/20	\$ 5,936,708	\$ -
Happy Valley Elementary	Santa Cruz	Happy Valley Elementary	57/69757-00-001	03/10/20	\$ 921,035	\$ 614,023
Little Lake City Elementary	Los Angeles	Lake Center Middle	57/64717-00-011	03/12/20	\$ 5,032,565	\$ -
Little Lake City Elementary	Los Angeles	Lakeland Elementary	57/64717-00-012	03/13/20	\$ 3,256,864	\$ -
Liberty Union High	Contra Costa	Liberty High	57/61721-00-004	03/16/20	\$ 5,750,850	\$ -
Los Angeles Unified	Los Angeles	Manhattan Place Elementary	57/64733-00-731	03/16/20	\$ 2,228,899	\$ -
Manhattan Beach Unified	Los Angeles	Meadows Avenue Elementary	57/75333-00-011	03/16/20	\$ 1,448,092	\$ -
Santee	San Diego	Sycamore Canyon Elementary	57/68361-00-014	03/17/20	\$ 280,308	\$ -
Santee	San Diego	PRIDE Academy at Prospect Avenue	57/68361-00-015	03/18/20	\$ 280,308	\$ -
Ontario-Montclair	San Bernardino	Central Language Academy	57/67819-00-039	03/19/20	\$ 493,206	\$ -
Ontario-Montclair	San Bernardino	Euclid Elementary	57/67819-00-040	03/19/20	\$ 493,206	\$ -
Santee	San Diego	Chet F Harritt Elementary	57/68361-00-016	03/19/20	\$ 1,391,641	\$ -
Mountain View Elementary	Los Angeles	Cogswell Elementary	57/64816-00-014	03/24/20	\$ 747,648	\$ -
Downey Unified	Los Angeles	Doty Middle	57/64451-00-038	03/26/20	\$ 6,509,783	\$ -
Anaheim Elementary	Orange	Sunkist Elementary	57/66423-00-034	03/31/20	\$ 8,021,867	\$ -
Santa Monica-Malibu Unified	Los Angeles	Malibu High	57/64980-00-020	04/01/20	\$ 238,260	\$ -
Mountain View Elementary	Los Angeles	Jerry Voorhis Elementary	57/64816-00-015	04/08/20	\$ 2,412,065	\$ -
Dinuba Unified	Tulare	Dinuba High	57/75531-00-013	04/08/20	\$ 4,090,672	\$ 2,727,115
Los Nietos	Los Angeles	Rancho Santa Gertrudes Elementary	57/64758-00-009	04/10/20	\$ 1,783,452	\$ -
Little Lake City Elementary	Los Angeles	Cresson Elementary	57/64717-00-013	04/15/20	\$ 3,314,669	\$ -
Little Lake City Elementary	Los Angeles	William W Orr Elementary	57/64717-00-014	04/15/20	\$ 3,552,290	\$ -
Little Lake City Elementary	Los Angeles	Paddison Elementary	57/64717-00-015	04/15/20	\$ 2,602,126	\$ -

SFP APPLICATIONS

Modernization Acknowledged Applications Received Past Existing Authority as of April 30, 2023

District	County	Site Name	DSA Number	50-04 Date Received	Estimated State Grant (a)	Estimated Financial Hardship (b)
Little Lake City Elementary	Los Angeles	Jersey Avenue Elementary	57/64717-00-016	04/15/20	\$ 4,404,263	\$ -
Little Lake City Elementary	Los Angeles	Lakeview Elementary	57/64717-00-017	04/15/20	\$ 1,334,905	\$ -
Little Lake City Elementary	Los Angeles	Studebaker Elementary	57/64717-00-018	04/15/20	\$ 6,104,596	\$ -
Miller Creek (aka Dixie) Elementary	Marin	Miller Creek Middle	57/65318-00-008	04/20/20	\$ 3,011,768	\$ -
Azusa Unified	Los Angeles	Azusa High	57/64279-00-029	04/23/20	\$ 2,656,453	\$ -
Piedmont City Unified	Alameda	Millennium High Alternative	57/61275-00-007	04/27/20	\$ 1,143,058	\$ -
Piedmont City Unified	Alameda	Piedmont Middle	57/61275-00-008	04/27/20	\$ 3,618,536	\$ -
Woodville Union Elementary	Tulare	Woodville Elementary	57/72298-00-002	04/27/20	\$ 1,384,262	\$ 922,841
Cupertino Union	Santa Clara	Louis E. Stocklmeir Elementary	57/69419-00-035	05/05/20	\$ 2,553,029	\$ -
Whittier City Elementary	Los Angeles	Lydia Jackson Elementary	57/65110-00-025	05/07/20	\$ 2,420,600	\$ -
Standard Elementary	Kern	Standard Elementary	57/63792-00-003	05/08/20	\$ 2,438,578	\$ -
Santa Cruz City Elementary	Santa Cruz	Gault Elementary	57/69815-00-007	05/08/20	\$ 766,614	\$ 511,076
Benicia Unified	Solano	Benicia Middle	57/70524-00-016	05/13/20	\$ 3,201,689	\$ -
Santa Cruz City Elementary	Santa Cruz	Westlake Elementary	57/69815-00-008	05/26/20	\$ 337,743	\$ -
Santa Cruz City High	Santa Cruz	Mission Hill Middle	57/69823-00-012	05/26/20	\$ 963,477	\$ -
Santa Cruz City High	Santa Cruz	Mission Hill Middle	57/69823-00-013	05/26/20	\$ 345,040	\$ -
Keyes Union	Stanislaus	Keyes Elementary	57/71134-00-002	05/28/20	\$ 977,602	\$ -
San Francisco Unified	San Francisco	Clarendon Alternative Elementary	57/68478-00-061	06/05/20	\$ 1,221,651	\$ -
San Jose Unified	Santa Clara	Pioneer High	57/69666-00-055	06/08/20	\$ 5,396,312	\$ -
Sutter Union High	Sutter	Butte View High	57/71449-00-002	06/08/20	\$ 53,050	\$ 35,367
Exeter Unified	Tulare	Lincoln Elementary	57/76836-00-002	06/08/20	\$ 3,223,827	\$ -
Mountain View Elementary	Los Angeles	Baker Elementary	57/64816-00-016	06/09/20	\$ 1,216,485	\$ -
Mountain View Elementary	Los Angeles	Maxson Elementary	57/64816-00-017	06/09/20	\$ 2,070,824	\$ -
Desert Sands Unified	Riverside	James Monroe Elementary	57/67058-00-022	06/12/20	\$ 3,505,912	\$ -
Happy Camp Union Elementary	Siskiyou	Happy Camp Elementary	57/70334-00-001	06/12/20	\$ 151,321	\$ 100,881
Santa Cruz City Elementary	Santa Cruz	Bay View Elementary	57/69815-00-009	06/18/20	\$ 2,335,181	\$ -
Santa Cruz City Elementary	Santa Cruz	De Laveaga Elementary	57/69815-00-010	06/18/20	\$ 684,116	\$ -
Sanger Unified	Fresno	Wilson Elementary	57/62414-00-019	06/19/20	\$ 2,240,838	\$ -
Culver City Unified	Los Angeles	Linwood E Howe Elementary	57/64444-00-018	06/19/20	\$ 1,144,606	\$ -
Moraga Elementary	Contra Costa	Joaquin Moraga Intermediate	57/61747-00-006	06/22/20	\$ 816,506	\$ -
Western Placer Unified	Placer	Glen Edwards Middle	57/66951-00-005	06/22/20	\$ 97,093	\$ -
Chino Valley Unified	San Bernardino	Robert O Townsend Junior High	57/67678-00-031	06/22/20	\$ 5,692,017	\$ -
Chino Valley Unified	San Bernardino	Canyon Hills Junior High	57/67678-00-032	06/22/20	\$ 5,297,919	\$ -
Castro Valley Unified	Alameda	Castro Valley High	57/61150-00-030	06/25/20	\$ 3,614,585	\$ -
Culver City Unified	Los Angeles	El Rincon Elementary	57/64444-00-019	06/29/20	\$ 822,716	\$ -
North Cow Creek Elementary	Shasta	North Cow Creek Elementary	57/70078-00-001	06/29/20	\$ 872,946	\$ 581,964
Whittier City Elementary	Los Angeles	Lydia Jackson Elementary	57/65110-00-026	06/30/20	\$ 1,302,684	\$ -
Redwood City Elementary	San Mateo	Selby Lane Elementary	57/69005-00-011	07/01/20	\$ 2,416,873	\$ -
Rosemead Elementary	Los Angeles	Mildred B Janson Elementary	57/64931-00-017	07/14/20	\$ 2,320,503	\$ -
Tulare City	Tulare	Wilson Elementary	57/72231-00-012	07/17/20	\$ 1,329,829	\$ -
Folsom-Cordova Unified	Sacramento	Sutter Middle	57/67330-21-007	07/20/20	\$ 6,814,963	\$ -
Los Alamitos Unified	Orange	Francis Hopkinson Elementary	57/73924-00-017	07/20/20	\$ 1,331,170	\$ -
Rowland Unified	Los Angeles	Stanley G Oswalt Academy	57/73452-00-034	07/23/20	\$ 4,323,818	\$ -

SFP APPLICATIONS

Modernization Acknowledged Applications Received Past Existing Authority as of April 30, 2023

District	County	Site Name	DSA Number	50-04 Date Received	Estimated State Grant (a)	Estimated Financial Hardship (b)
Campbell Union High	Santa Clara	Prospect High	57/69401-00-024	07/28/20	\$ 900,358	\$ -
Campbell Union High	Santa Clara	Del Mar High	57/69401-00-025	07/28/20	\$ 101,568	\$ -
Campbell Union High	Santa Clara	Westmont High	57/69401-00-026	07/28/20	\$ 454,481	\$ -
Santa Ana Unified	Orange	Muir Elementary	57/66670-00-065	07/30/20	\$ 4,894,661	\$ -
Fountain Valley Elementary	Orange	Gisler (Robert) Elementary	57/66498-00-020	08/05/20	\$ 833,071	\$ -
Culver City Unified	Los Angeles	Culver City High	57/64444-00-020	08/06/20	\$ 231,309	\$ -
Oakland Unified	Alameda	Manzanita Elementary	57/61259-00-071	08/07/20	\$ 3,004,306	\$ -
Menifee Union Elementary	Riverside	Menifee Valley Middle	57/67116-00-001	08/07/20	\$ 5,664,890	\$ -
San Dieguito Union High	San Diego	Sunset High (Continuation)	57/68346-00-009	08/07/20	\$ 1,189,752	\$ -
Azusa Unified	Los Angeles	Slauson Intermediate	57/64279-00-030	08/10/20	\$ 736,951	\$ -
Santa Barbara Unified	Santa Barbara	Santa Barbara Senior High	57/76786-00-016	08/10/20	\$ 37,749	\$ -
Mountain View Elementary	Los Angeles	Willard F Payne Elementary	57/64816-00-018	08/17/20	\$ 920,247	\$ -
Santa Paula Unified	Ventura	Thelma Bedell Elementary	57/76828-00-006	08/21/20	\$ 1,353,374	\$ -
Morgan Hill Unified	Santa Clara	Nordstrom Elementary	57/69583-00-015	08/25/20	\$ 3,569,254	\$ -
Plumas Unified	Plumas	Quincy Elementary	57/66969-00-009	08/28/20	\$ 2,502,911	\$ -
Knights Ferry Elementary	Stanislaus	Knights Ferry Elementary	57/71142-00-001	08/28/20	\$ 965,899	\$ -
Martinez Unified	Contra Costa	Alhambra Senior High	57/61739-00-011	08/31/20	\$ 2,013,416	\$ -
Grossmont Union High	San Diego	Granite Hills High	57/68130-12-002	08/31/20	\$ 1,100,157	\$ -
Benicia Unified	Solano	Matthew Turner Elementary	57/70524-00-017	09/01/20	\$ 513,549	\$ -
Pierce Joint Unified	Colusa	Pierce High	57/61614-00-009	09/02/20	\$ 1,321,723	\$ -
Garden Grove Unified	Orange	Rosita Elementary	57/66522-00-104	09/02/20	\$ 49,069	\$ -
Garden Grove Unified	Orange	Stanford Elementary	57/66522-00-105	09/02/20	\$ 218,640	\$ -
Garden Grove Unified	Orange	Agnes Ware Stanley Elementary	57/66522-00-106	09/02/20	\$ 295,479	\$ -
Garden Grove Unified	Orange	Louis G Zeyen Elementary	57/66522-00-107	09/02/20	\$ 96,002	\$ -
Arvin Union	Kern	Sierra Vista Elementary	57/63313-00-002	09/04/20	\$ 4,938,288	\$ -
Alameda City Unified	Alameda	Encinal Junior/Senior High	57/61119-00-024	09/09/20	\$ 1,106,364	\$ -
Los Alamitos Unified	Orange	Richard Henry Lee Elementary	57/73924-00-018	09/09/20	\$ 1,287,991	\$ -
Fountain Valley Elementary	Orange	Talbert (Samuel E) Middle	57/66498-00-021	09/15/20	\$ 1,704,866	\$ -
San Francisco Unified	San Francisco	Giannini (AP) Middle	57/68478-28-003	09/16/20	\$ 7,072,634	\$ -
Fairfield-Suisun Unified	Solano	Tolenas Elementary	57/70540-00-024	09/16/20	\$ 2,669,660	\$ -
Los Alamitos Unified	Orange	Rossmoor Elementary	57/73924-00-019	09/18/20	\$ 579,407	\$ -
Kings River-Hardwick Union Elementary	Kings	Kings River-Hardwick Elementary	57/63941-00-002	09/30/20	\$ 4,033,525	\$ 2,689,017
Jacoby Creek Elementary	Humboldt	Jacoby Creek	57/62893-00-002	10/02/20	\$ 2,124,224	\$ 1,416,149
Merced City Elementary	Merced	John C Fremont Elementary	57/65771-00-016	10/06/20	\$ 2,295,823	\$ -
Merced City Elementary	Merced	Charles Wright Elementary	57/65771-00-017	10/06/20	\$ 2,630,615	\$ -
Santa Barbara Unified	Santa Barbara	McKinley Elementary	57/76786-00-017	10/12/20	\$ 629,634	\$ -
Lowell Joint	Los Angeles	Macy Elementary	57/64766-00-002	10/16/20	\$ 3,670,918	\$ -
North Cow Creek Elementary	Shasta	North Cow Creek Elementary	57/70078-00-002	10/19/20	\$ 144,669	\$ 96,446
Montague Elementary	Siskiyou	Montague Elementary	57/70417-00-002	10/21/20	\$ 1,289,954	\$ 859,969
Monterey Peninsula Unified	Monterey	Marina High	57/66092-00-040	10/22/20	\$ 3,778,564	\$ -
Whittier City Elementary	Los Angeles	Wallen L Andrews Elementary	57/65110-00-027	10/23/20	\$ 780,560	\$ -
Oak Run Elementary	Shasta	Oak Run Elementary	57/70086-00-001	10/23/20	\$ 55,449	\$ 36,966
Imperial Unified	Imperial	Imperial High	57/63164-00-004	10/26/20	\$ 2,178,524	\$ -



SFP APPLICATIONS

Modernization Acknowledged Applications Received Past Existing Authority as of April 30, 2023

District	County	Site Name	DSA Number	50-04 Date Received	Estimated State Grant (a)	Estimated Financial Hardship (b)
Rosemead Elementary	Los Angeles	Savannah Elementary	57/64931-00-018	10/27/20	\$ 2,518,586	\$ -
Laguna Beach Unified	Orange	Thurston Middle	57/66555-00-005	10/28/20	\$ 1,292,376	\$ -
Sonoma County Office of Education	Sonoma	El Colegio	57/10496-00-005	10/29/20	\$ 397,070	\$ -
Long Beach Unified	Los Angeles	Cubberley K-8	57/64725-00-042	10/29/20	\$ 9,447,775	\$ -
Long Beach Unified	Los Angeles	Prisk Elementary	57/64725-00-043	10/29/20	\$ 600,627	\$ -
Long Beach Unified	Los Angeles	Wilson High	57/64725-00-044	10/29/20	\$ 17,001,370	\$ -
Long Beach Unified	Los Angeles	Naples Elementary	57/64725-00-045	10/29/20	\$ 2,159,336	\$ -
Palo Alto Unified	Santa Clara	Henry M Gunn High	57/69641-00-031	10/30/20	\$ 1,046,318	\$ -
Downey Unified	Los Angeles	Griffiths (Gordon) Middle	57/64451-00-039	11/02/20	\$ 5,499,618	\$ -
Garden Grove Unified	Orange	Ethan B Allen Elementary	57/66522-00-108	11/06/20	\$ 2,327,552	\$ -
Garden Grove Unified	Orange	Enders Elementary	57/66522-00-109	11/06/20	\$ 3,741,226	\$ -
Garden Grove Unified	Orange	Earl Warren Elementary	57/66522-00-110	11/06/20	\$ 686,694	\$ -
Garden Grove Unified	Orange	Mamie L Northcutt Elementary	57/66522-00-111	11/06/20	\$ 1,419,563	\$ -
Redwood City Elementary	San Mateo	Fair Oaks Elementary	57/69005-00-012	11/09/20	\$ 1,511,169	\$ -
Culver City Unified	Los Angeles	Farragut Elementary	57/64444-00-021	11/11/20	\$ 698,840	\$ -
Ceres Unified	Stanislaus	Ceres High	57/71043-00-017	11/11/20	\$ 4,527,998	\$ -
Manhattan Beach Unified	Los Angeles	Aurelia Pennekamp Elementary	57/75333-00-012	11/12/20	\$ 2,072,536	\$ -
Lodi Unified	San Joaquin	Tokay High	57/68585-00-017	11/16/20	\$ 6,191,949	\$ -
Millville Elementary	Shasta	Millville Elementary	57/70052-00-004	11/18/20	\$ 8,875	\$ 5,916
Tulare County Office of Education	Tulare	LB Hill Learning Center	57/10546-00-008	11/23/20	\$ 834,309	\$ 556,206
Murrieta Valley Unified	Riverside	Murrieta Canyon Academy	57/75200-00-011	11/24/20	\$ 2,023,092	\$ -
Palo Alto Unified	Santa Clara	El Carmelo Elementary	57/69641-00-032	12/01/20	\$ 456,529	\$ -
Turlock Unified	Stanislaus	Turlock High	57/75739-00-017	12/01/20	\$ 8,679,594	\$ -
Sequoia Union High	San Mateo	Menlo-Atherton High	57/69062-01-001	12/08/20	\$ 3,270,273	\$ -
Santa Barbara Unified	Santa Barbara	Peabody Charter	57/76786-00-018	12/09/20	\$ 1,200,035	\$ -
Canyon Elementary	Contra Costa	Canyon Elementary	57/61671-00-001	12/10/20	\$ 51,899	\$ 34,599
Lodi Unified	San Joaquin	Bear Creek High	57/68585-00-018	12/10/20	\$ 1,798,147	\$ -
Santa Monica-Malibu Unified	Los Angeles	John Muir Elementary	57/64980-00-021	12/14/20	\$ 3,288,633	\$ -
Santa Monica-Malibu Unified	Los Angeles	Grant Elementary	57/64980-00-022	12/14/20	\$ 491,283	\$ -
Pomona Unified	Los Angeles	Kellogg Polytechnic Elementary	57/64907-00-038	12/15/20	\$ 898,569	\$ -
Redwood City Elementary	San Mateo	Taft Elementary	57/69005-00-013	12/17/20	\$ 2,508,541	\$ -
Redwood City Elementary	San Mateo	Clifford Elementary	57/69005-00-014	12/17/20	\$ 1,974,531	\$ -
San Ramon Valley Unified	Contra Costa	Charlotte Wood Middle	57/61804-00-045	12/18/20	\$ 4,160,111	\$ -
Redwood City Elementary	San Mateo	Roosevelt Elementary	57/69005-00-015	12/18/20	\$ 2,983,678	\$ -
Redwood City Elementary	San Mateo	John Gill Elementary	57/69005-00-016	12/18/20	\$ 280,308	\$ -
Ceres Unified	Stanislaus	Carroll Fowler Elementary	57/71043-00-018	12/18/20	\$ 1,033,241	\$ -
Los Alamitos Unified	Orange	Los Alamitos High	57/73924-00-020	12/18/20	\$ 4,813,761	\$ -
Tulare City	Tulare	Live Oak Middle	57/72231-00-013	12/21/20	\$ 2,292,239	\$ -
Hemet Unified	Riverside	Winchester Elementary	57/67082-00-011	01/11/21	\$ 3,605,542	\$ -
Sequoia Union High	San Mateo	Menlo-Atherton High	57/69062-01-002	01/13/21	\$ 2,236,801	\$ -
Pomona Unified	Los Angeles	Roosevelt Elementary	57/64907-00-039	01/15/21	\$ 3,830,957	\$ -
Vacaville Unified	Solano	Sierra Vista K-8	57/70573-00-014	01/20/21	\$ 873,752	\$ -
Vacaville Unified	Solano	Kairos Public School Vacaville Academy	57/70573-00-015	01/27/21	\$ 1,620,399	\$ -

SFP APPLICATIONS

Modernization Acknowledged Applications Received Past Existing Authority as of April 30, 2023

District	County	Site Name	DSA Number	50-04 Date Received	Estimated State Grant (a)	Estimated Financial Hardship (b)
Murrieta Valley Unified	Riverside	Murrieta Elementary	57/75200-00-012	01/29/21	\$ 2,935,085	\$ -
Pomona Unified	Los Angeles	Decker Elementary	57/64907-00-040	02/02/21	\$ 557,351	\$ -
South Bay Union Elementary	Humboldt	Pine Hill Elementary	57/63032-00-003	02/03/21	\$ 585,617	\$ -
Lassen View Union Elementary	Tehama	Lassen View Elementary	57/71563-00-001	02/03/21	\$ 460,366	\$ 306,911
Vallecito Union	Calaveras	Avery Middle	57/61580-00-003	02/05/21	\$ 895,071	\$ -
Redding Elementary	Shasta	Sequoia Middle	57/70110-00-008	02/05/21	\$ 5,098,012	\$ -
Livermore Valley Joint Unified	Alameda	East Avenue Middle	57/61200-00-030	02/08/21	\$ 1,456,271	\$ -
Pomona Unified	Los Angeles	Vejar Elementary	57/64907-00-041	02/08/21	\$ 2,445,541	\$ -
Traver Joint Elementary	Tulare	Traver Elementary	57/72223-00-002	02/09/21	\$ 939,161	\$ 626,107
Inglewood Unified	Los Angeles	Woodworth-Monroe K-8 Academy	57/64634-00-004	02/10/21	\$ 5,961,316	\$ -
Inglewood Unified	Los Angeles	Morningside High	57/64634-00-005	02/12/21	\$ 9,664,934	\$ -
Inglewood Unified	Los Angeles	Woodworth-Monroe K-8 Academy	57/64634-00-006	02/12/21	\$ 5,961,316	\$ -
Inglewood Unified	Los Angeles	Oak Street Elementary	57/64634-00-007	02/12/21	\$ 5,141,371	\$ -
Menifee Union Elementary	Riverside	Chester W Morrison Elementary	57/67116-00-002	02/12/21	\$ 2,277,282	\$ -
Temecula Valley Unified	Riverside	Rancho Elementary	57/75192-00-019	02/22/21	\$ 3,953,778	\$ -
Vacaville Unified	Solano	Vacaville High	57/70573-00-016	02/23/21	\$ 6,462,712	\$ -
Lindsay Unified	Tulare	Reagan Elementary	57/71993-00-010	02/25/21	\$ 1,273,276	\$ 848,851
Tracy Joint Unified	San Joaquin	North Elementary	57/75499-00-013	02/25/21	\$ 6,087,113	\$ -
Liberty Union High	Contra Costa	Liberty High	57/61721-00-005	02/26/21	\$ 1,092,009	\$ -
San Bernardino City Unified	San Bernardino	Serrano Middle	57/67876-00-111	03/05/21	\$ 849,688	\$ -
San Bernardino City Unified	San Bernardino	Martin Luther King Jr. Middle	57/67876-00-112	03/08/21	\$ 3,391,128	\$ -
Chino Valley Unified	San Bernardino	Ruben S. Ayala High	57/67678-00-033	03/10/21	\$ 9,671,171	\$ -
Chico Unified	Butte	Pleasant Valley High	57/61424-00-010	03/15/21	\$ 3,859,045	\$ -
Oak Park Unified	Ventura	Red Oak Elementary	57/73874-00-006	03/15/21	\$ 3,083,378	\$ -
Pomona Unified	Los Angeles	Armstrong Elementary	57/64907-00-042	03/16/21	\$ 500,176	\$ -
San Bernardino City Unified	San Bernardino	Pacific High	57/67876-00-113	03/23/21	\$ 15,389,526	\$ -
Natomas Unified	Sacramento	Bannon Creek	57/75283-00-006	03/26/21	\$ 2,937,820	\$ -
Natomas Unified	Sacramento	Jefferson Elementary	57/75283-00-007	03/26/21	\$ 618,428	\$ -
Paramount Unified	Los Angeles	Frank J. Zamboni Middle	57/64873-00-013	03/30/21	\$ 5,037,676	\$ -
Reef-Sunset Unified	Kings	Avenal High	57/73932-00-012	03/31/21	\$ 908,286	\$ -
Reef-Sunset Unified	Kings	Avenal Elementary	57/73932-00-013	03/31/21	\$ 3,281,916	\$ -
Reef-Sunset Unified	Kings	Avenal Elementary	57/73932-00-014	03/31/21	\$ 3,281,916	\$ -
Riverside County Office of Education	Riverside	Menifee Valley Middle	57/10330-00-001	04/01/21	\$ 401,302	\$ -
Riverside Unified	Riverside	Monroe Elementary	57/67215-00-048	04/02/21	\$ 914,304	\$ -
Las Lomas Elementary	San Mateo	La Entrada Middle	57/68957-00-003	04/06/21	\$ 1,776,821	\$ -
Las Lomas Elementary	San Mateo	Las Lomas Elementary	57/68957-00-004	04/06/21	\$ 647,349	\$ -
Visalia Unified	Tulare	Hurley Elementary	57/72256-00-032	04/06/21	\$ 2,916,805	\$ -
Clovis Unified	Fresno	Maple Creek Elementary	57/62117-00-063	04/07/21	\$ 3,258,566	\$ -
Clovis Unified	Fresno	Nelson Elementary	57/62117-00-064	04/07/21	\$ 180,538	\$ -
San Bernardino City Unified	San Bernardino	Shandin Hills Middle	57/67876-00-114	04/07/21	\$ 1,984,598	\$ -
Redding Elementary	Shasta	Cypress Elementary	57/70110-00-009	04/08/21	\$ 1,860,757	\$ -
Konocti Unified	Lake	Lower Lake High	57/64022-00-015	04/13/21	\$ 966,365	\$ -
Los Angeles Unified	Los Angeles	Blythe Street Elementary	57/64733-00-732	04/16/21	\$ 1,800,737	\$ -

SFP APPLICATIONS

Modernization Acknowledged Applications Received Past Existing Authority as of April 30, 2023

District	County	Site Name	DSA Number	50-04 Date Received	Estimated State Grant (a)	Estimated Financial Hardship (b)
Buellton Union Elementary	Santa Barbara	Oak Valley Elementary	57/69138-00-003	04/16/21	\$ 1,300,038	\$ -
Downey Unified	Los Angeles	Sussman (Edward A.) Middle	57/64451-00-040	04/26/21	\$ 3,654,641	\$ -
San Leandro Unified	Alameda	Garfield Elementary	57/61291-00-022	05/06/21	\$ 821,661	\$ -
San Leandro Unified	Alameda	Wilson Elementary	57/61291-00-023	05/06/21	\$ 1,000,593	\$ -
Desert Sands Unified	Riverside	Gerald R. Ford Elementary	57/67058-00-023	05/10/21	\$ 3,961,892	\$ -
Martinez Unified	Contra Costa	Las Juntas Elementary	57/61739-00-012	05/10/21	\$ 616,008	\$ -
Riverside Unified	Riverside	Arlington High	57/67215-00-049	05/14/21	\$ 1,175,470	\$ -
Shasta Union High	Shasta	Shasta High	57/70136-00-005	05/18/21	\$ 1,702,529	\$ -
Hermosa Beach City Elementary	Los Angeles	Hermosa View Elementary	57/64600-00-010	05/20/21	\$ 1,654,889	\$ -
Castro Valley Unified	Alameda	Vannoy Elementary	57/61150-00-031	05/22/21	\$ 321,554	\$ -
Pittsburg Unified	Contra Costa	Pittsburg Senior High	57/61788-00-011	05/28/21	\$ 7,941,908	\$ -
Val Verde Unified	Riverside	Mead Valley Elementary	57/75242-00-004	06/01/21	\$ 3,251,119	\$ -
Val Verde Unified	Riverside	Val Verde Elementary	57/75242-00-005	06/01/21	\$ 5,054,655	\$ -
Val Verde Unified	Riverside	Vista Verde Middle	57/75242-00-006	06/01/21	\$ 6,345,819	\$ -
Palm Springs Unified	Riverside	Agua Caliente Elementary	57/67173-00-012	06/02/21	\$ 2,370,815	\$ -
Lowell Joint	Los Angeles	El Portal Elementary	57/64766-00-003	06/07/21	\$ 1,286,348	\$ -
East Side Union High	Santa Clara	Andrew P. Hill High	57/69427-00-040	06/08/21	\$ 11,171,087	\$ -
Val Verde Unified	Riverside	Tomas Rivera Middle	57/75242-00-007	06/08/21	\$ 5,309,678	\$ -
Placer Union High	Placer	Placer High	57/66894-00-016	06/08/21	\$ 1,865,578	\$ -
San Juan Unified	Sacramento	Casa Roble Fundamental High	57/67447-00-070	06/11/21	\$ 2,413,857	\$ -
Bakersfield City	Kern	Bessie E. Owens Primary	57/63321-00-018	06/11/21	\$ 4,048,293	\$ -
Bakersfield City	Kern	Bessie E. Owens Intermediate	57/63321-00-019	06/11/21	\$ 5,114,606	\$ -
Visalia Unified	Tulare	Mt. Whitney High	57/72256-00-033	06/14/21	\$ 2,244,397	\$ -
Salida Union Elementary	Stanislaus	Salida Elementary	57/71266-00-002	06/17/21	\$ 943,006	\$ -
Salida Union Elementary	Stanislaus	Independence Charter	57/71266-00-003	06/17/21	\$ 460,501	\$ -
Salida Union Elementary	Stanislaus	Mildred Perkins Elementary	57/71266-00-004	06/17/21	\$ 1,820,378	\$ -
Santa Monica-Malibu Unified	Los Angeles	Lincoln Middle	57/64980-00-023	06/18/21	\$ 1,365,171	\$ -
Lucia Mar Unified	San Luis Obispo	Arroyo Grande High	57/68759-00-019	06/15/21	\$ 1,186,650	\$ -
Lodi Unified	San Joaquin	Wagner-Holt Elementary	57/68585-00-019	06/21/21	\$ 664,542	\$ -
Wheatland Union High	Yuba	Wheatland Union High	57/72769-00-003	06/25/21	\$ 1,080,953	\$ -
Desert Sands Unified	Riverside	Abraham Lincoln Elementary	57/67058-00-024	07/02/21	\$ 1,839,667	\$ -
Fontana Unified	San Bernardino	Locust Elementary	57/67710-00-027	07/07/21	\$ 593,663	\$ -
Anderson Union High	Shasta	West Valley High	57/69856-00-004	07/08/21	\$ 1,460,131	\$ -
Mendota Unified	Fresno	Mendota High	57/75127-00-007	07/08/21	\$ 2,400,209	\$ -
Chino Valley Unified	San Bernardino	Hidden Trails Elementary	57/67678-00-034	07/08/21	\$ 2,084,162	\$ -
Chino Valley Unified	San Bernardino	Butterfield Ranch Elementary	57/67678-00-035	07/08/21	\$ 2,084,162	\$ -
Manhattan Beach Unified	Los Angeles	Grand View Elementary	57/75333-00-013	07/13/21	\$ 3,557,507	\$ -
Vacaville Unified	Solano	Edwin Markham Elementary	57/70573-00-017	07/16/21	\$ 3,873,519	\$ -
Long Beach Unified	Los Angeles	Robinson Academy	57/64725-00-006	07/21/21	\$ 4,793,886	\$ -
Pleasanton Unified	Alameda	Amador Valley High	57/75101-00-018	07/21/21	\$ 1,552,152	\$ -
Atascadero Unified	San Luis Obispo	San Benito Elementary	57/68700-00-012	07/30/21	\$ 2,726,484	\$ -
Clovis Unified	Fresno	Cole Elementary	57/62117-00-065	08/03/21	\$ 3,901,527	\$ -
San Ardo Union Elementary	Monterey	San Ardo Elementary	57/66175-00-001	08/06/21	\$ 904,499	\$ -

SFP APPLICATIONS

Modernization Acknowledged Applications Received Past Existing Authority as of April 30, 2023

District	County	Site Name	DSA Number	50-04 Date Received	Estimated State Grant (a)	Estimated Financial Hardship (b)
Los Angeles Unified	Los Angeles	Granada Hills Continuation	57/64733-00-733	08/10/21	\$ 11,024,897	\$ -
East Side Union High	Santa Clara	James Lick High	57/69427-00-041	08/11/21	\$ 9,249,390	\$ -
Livermore Valley Joint Unified	Alameda	Joe Michell Elementary	57/61200-00-031	08/12/21	\$ 2,952,077	\$ -
Long Beach Unified	Los Angeles	Hughes Middle	57/64725-00-047	08/13/21	\$ 10,336,081	\$ -
Shasta Union High	Shasta	Enterprise High	57/70136-00-006	08/13/21	\$ 405,965	\$ -
Fowler Unified	Fresno	Marshall Elementary	57/62158-00-005	08/16/21	\$ 593,663	\$ -
Val Verde Unified	Riverside	Rainbow Ridge Elementary	57/75242-00-008	08/16/21	\$ 3,183,778	\$ -
Mountain View-Los Altos Union High	Santa Clara	Los Altos High	57/69609-00-006	08/17/21	\$ 2,086,507	\$ -
Chico Unified	Butte	Pleasant Valley High	57/61424-00-011	08/20/21	\$ 1,143,544	\$ -
Simi Valley Unified	Ventura	Simi Valley High	57/72603-00-035	08/23/21	\$ 3,001,246	\$ -
Simi Valley Unified	Ventura	Royal High	57/72603-00-036	08/23/21	\$ 6,538,581	\$ -
Los Angeles Unified	Los Angeles	Arroyo Seco Museum Science	57/64733-00-735	08/24/21	\$ 1,992,899	\$ -
Cloverdale Unified	Sonoma	Washington Middle	57/70656-00-003	08/25/21	\$ 1,594,800	\$ -
Jefferson Elementary	San Mateo	Garden Village Elementary	57/68916-00-031	09/02/21	\$ 576,150	\$ -
San Juan Unified	Sacramento	John Barrett Middle	57/67447-00-071	09/03/21	\$ 4,012,081	\$ -
Fowler Unified	Fresno	Malaga Elementary	57/62158-00-006	09/07/21	\$ 996,505	\$ -
Irvine Unified	Orange	South Lake Middle	57/73650-00-037	09/08/21	\$ 5,557,028	\$ -
Elk Grove Unified	Sacramento	Pleasant Grove Elementary	57/67314-00-038	09/14/21	\$ 2,732,908	\$ -
Elk Grove Unified	Sacramento	Joseph Kerr Middle	57/67314-00-039	09/15/21	\$ 1,887,743	\$ -
San Luis Coastal Unified	San Luis Obispo	Bishop's Peak Elementary	57/68809-00-029	09/23/21	\$ 1,028,097	\$ -
Val Verde Unified	Riverside	Victoriano Elementary	57/75242-00-009	09/23/21	\$ 4,987,333	\$ -
Newport-Mesa Unified	Orange	Back Bay High	57/66597-00-052	09/24/21	\$ 568,251	\$ -
Newport-Mesa Unified	Orange	Horace Ensign Intermediate	57/66597-00-053	09/27/21	\$ 3,521,366	\$ -
Hemet Unified	Riverside	Little Lake Elementary	57/67082-00-012	09/27/21	\$ 2,358,946	\$ -
Victor Valley Union High	San Bernardino	Silverado High	57/67934-00-005	09/27/21	\$ 13,912,788	\$ -
Sequoia Union Elementary	Tulare	Sequoia Union Elementary	57/72116-00-002	09/29/21	\$ 2,272,945	\$ -
Fowler Unified	Fresno	Fowler High	57/62158-00-007	10/07/21	\$ 1,620,174	\$ -
Newport-Mesa Unified	Orange	Costa Mesa High	57/66597-00-054	10/08/21	\$ 2,661,188	\$ -
San Leandro Unified	Alameda	McKinley Elementary	57/61291-00-024	10/11/21	\$ 572,174	\$ -
San Leandro Unified	Alameda	Washington Elementary	57/61291-00-025	10/11/21	\$ 635,413	\$ -
San Marcos Unified	San Diego	Richland Elementary	57/73791-00-011	10/12/21	\$ 2,410,423	\$ -
Santa Cruz City High	Santa Cruz	Santa Cruz High	57/69823-00-014	10/13/21	\$ 1,097,306	\$ -
Val Verde Unified	Riverside	Mary McLeod Bethune Elementary	57/75242-00-010	10/13/21	\$ 3,927,022	\$ -
Val Verde Unified	Riverside	El Potrero Elementary	57/75242-00-011	10/14/21	\$ 1,085,424	\$ -
San Bernardino City Unified	San Bernardino	Del Rosa Elementary	57/67876-00-115	10/15/21	\$ 4,576,808	\$ -
San Bernardino City Unified	San Bernardino	Warm Springs Elementary	57/67876-00-116	10/15/21	\$ 4,811,962	\$ -
Windsor Unified	Sonoma	Mattie Washburn Elementary	57/75358-00-005	10/20/21	\$ 2,467,229	\$ -
McCabe Union Elementary	Imperial	McCabe Elementary	57/63180-00-002	10/25/21	\$ 877,698	\$ 587,878
Lowell Joint	Los Angeles	Jordan Elementary	57/64766-00-004	10/26/21	\$ 2,685,245	\$ -
Sutter Union High	Sutter	Sutter High	57/71449-00-003	10/27/21	\$ 1,958,886	\$ 1,305,924
Los Angeles Unified	Los Angeles	Sherman Oaks Center for Enriched Studies	57/64733-00-736	10/29/21	\$ 15,234,395	\$ -
Vallejo City Unified	Solano	Highland Elementary	57/70581-00-021	11/02/21	\$ 1,406,709	\$ -
Vallejo City Unified	Solano	Vallejo High	57/70581-00-022	11/02/21	\$ 7,334,265	\$ -

SFP APPLICATIONS

Modernization Acknowledged Applications Received Past Existing Authority as of April 30, 2023

District	County	Site Name	DSA Number	50-04 Date Received	Estimated State Grant (a)	Estimated Financial Hardship (b)
Compton Unified	Los Angeles	Compton High	57/73437-01-044	11/09/21	\$ 11,859,646	\$ -
Thermalito Union Elementary	Butte	Poplar Avenue Elementary	57/61549-00-007	11/15/21	\$ 2,145,740	\$ -
Los Angeles Unified	Los Angeles	Theodore Roosevelt Senior High	57/64733-05-019	11/15/21	\$ 26,510,715	\$ -
San Bernardino City Unified	San Bernardino	Rio Vista Elementary	57/67876-00-117	11/15/21	\$ 1,706,152	\$ -
San Bernardino City Unified	San Bernardino	Barton Elementary	57/67876-00-118	11/15/21	\$ 1,969,764	\$ -
San Bernardino City Unified	San Bernardino	Cole Elementary	57/67876-00-119	11/15/21	\$ 312,681	\$ -
San Juan Unified	Sacramento	Arden Middle	57/67447-00-072	11/17/21	\$ 5,618,883	\$ -
Surprise Valley Joint Unified	Modoc	Surprise Valley High	57/65896-00-002	11/24/21	\$ 92,981	\$ 61,987
Pittsburg Unified	Contra Costa	Willow Cove Elementary	57/61788-00-012	12/07/21	\$ 3,407,170	\$ -
San Diego Unified	San Diego	Linda Vista Elementary	57/68338-00-269	12/08/21	\$ 2,023,418	\$ -
San Diego Unified	San Diego	La Jolla Elementary	57/68338-00-270	12/09/21	\$ 2,506,714	\$ -
San Diego Unified	San Diego	Clairemont Canyons Academy	57/68338-00-271	12/09/21	\$ 1,588,882	\$ -
San Diego Unified	San Diego	Spreckels Elementary	57/68338-00-272	12/10/21	\$ 3,371,438	\$ -
Glendale Unified	Los Angeles	Benjamin Franklin Elementary	57/64568-00-050	12/17/21	\$ 2,693,602	\$ -
San Juan Unified	Sacramento	Greer Elementary	57/67447-00-073	12/17/21	\$ 2,122,725	\$ -
San Juan Unified	Sacramento	Sylvan Middle	57/67447-00-074	12/17/21	\$ 3,421,146	\$ -
Hermosa Beach City Elementary	Los Angeles	Hermosa Valley Elementary	57/64600-00-011	12/20/21	\$ 1,407,337	\$ -
Long Beach Unified	Los Angeles	Fremont Elementary	57/64725-00-048	12/20/21	\$ 3,811,046	\$ -
Stockton Unified	San Joaquin	Montezuma Elementary	57/68676-00-043	12/20/21	\$ 3,941,683	\$ -
Snowline Joint Unified	San Bernardino	Serrano High	57/73957-00-002	12/20/21	\$ 26,786,772	\$ -
Los Angeles Unified	Los Angeles	Pio Pico Middle	57/64733-00-737	12/23/21	\$ 3,881,973	\$ -
Los Angeles Unified	Los Angeles	Los Angeles Polytechnic High	57/64733-38-024	12/23/21	\$ 18,394,736	\$ -
Hanford Joint Union High	Kings	Hanford West High	57/63925-00-006	01/03/22	\$ 6,324,560	\$ -
Hanford Joint Union High	Kings	Hanford High	57/63925-00-007	01/03/22	\$ 9,031,588	\$ -
Cloverdale Unified	Sonoma	Jefferson Elementary	57/70656-00-004	01/03/22	\$ 226,175	\$ 150,783
San Juan Unified	Sacramento	Dyer-Kelly Elementary	57/67447-00-075	01/04/22	\$ 2,639,171	\$ -
South Pasadena Unified	Los Angeles	Arroyo Vista Elementary	57/65029-00-007	01/06/22	\$ 2,037,319	\$ -
South Pasadena Unified	Los Angeles	Monterey Hills Elementary	57/65029-00-008	01/06/22	\$ 2,764,964	\$ -
South Pasadena Unified	Los Angeles	Marengo Elementary	57/65029-00-009	01/06/22	\$ 1,300,812	\$ -
Santa Monica-Malibu Unified	Los Angeles	Santa Monica High	57/64980-00-024	01/07/22	\$ 2,263,976	\$ -
Lodi Unified	San Joaquin	Lodi High	57/68585-00-020	01/07/22	\$ 12,701,506	\$ -
Santa Monica-Malibu Unified	Los Angeles	Malibu Elementary	57/64980-00-025	01/10/22	\$ 211,730	\$ -
Santa Monica-Malibu Unified	Los Angeles	Roosevelt Elementary	57/64980-00-026	01/10/22	\$ 253,045	\$ -
San Juan Unified	Sacramento	Del Campo High	57/67447-00-076	01/11/22	\$ 1,718,782	\$ -
Vacaville Unified	Solano	Willis Jepson Middle	57/70573-00-018	01/12/22	\$ 2,510,040	\$ -
Lucia Mar Unified	San Luis Obispo	Dana Elementary	57/68759-00-020	01/13/22	\$ 1,545,027	\$ -
San Francisco Unified	San Francisco	Marina Middle	57/68478-79-006	01/14/22	\$ 5,087,190	\$ -
Visalia Unified	Tulare	Green Acres Middle	57/72256-00-034	01/18/22	\$ 5,041,833	\$ -
Mendocino Unified	Mendocino	Mendocino High	57/65581-00-007	01/19/22	\$ 1,822,028	\$ -
Oakland Unified	Alameda	Fremont High	57/61259-00-072	01/20/22	\$ 13,081,284	\$ -
Fremont Union High	Santa Clara	Cupertino High	57/69468-00-017	01/25/22	\$ 2,883,779	\$ -
Fremont Union High	Santa Clara	Fremont High	57/69468-00-018	01/25/22	\$ 1,831,159	\$ -
Fremont Union High	Santa Clara	Monta Vista High	57/69468-00-019	01/25/22	\$ 824,211	\$ -

SFP APPLICATIONS

Modernization Acknowledged Applications Received Past Existing Authority as of April 30, 2023

District	County	Site Name	DSA Number	50-04 Date Received	Estimated State Grant (a)	Estimated Financial Hardship (b)
Lucia Mar Unified	San Luis Obispo	Branch Elementary	57/68759-00-021	01/26/22	\$ 1,198,935	\$ -
Lucia Mar Unified	San Luis Obispo	Shell Beach Elementary	57/68759-00-022	01/26/22	\$ 1,267,161	\$ -
Shiloh Elementary	Stanislaus	Shiloh Elementary	57/71274-00-002	01/26/22	\$ 692,087	\$ -
San Ramon Valley Unified	Contra Costa	San Ramon Valley High	57/61804-00-046	01/31/22	\$ 13,278,135	\$ -
Santa Monica-Malibu Unified	Los Angeles	Will Rogers Elementary	57/64980-00-027	02/02/22	\$ 274,399	\$ -
Santa Monica-Malibu Unified	Los Angeles	John Adams Middle	57/64980-00-028	02/02/22	\$ 685,570	\$ -
Redlands Unified	San Bernardino	Lugonia Elementary	57/67843-00-017	02/02/22	\$ 402,314	\$ -
Redlands Unified	San Bernardino	Cope Middle	57/67843-00-018	02/02/22	\$ 1,076,784	\$ -
Redlands Unified	San Bernardino	Crafton Elementary	57/67843-00-019	02/02/22	\$ 508,135	\$ -
Redlands Unified	San Bernardino	Mentone Elementary	57/67843-00-020	02/02/22	\$ 1,361,431	\$ -
Pomona Unified	Los Angeles	Arroyo Elementary	57/64907-00-043	02/03/22	\$ 1,999,555	\$ -
Pacifica	San Mateo	Ocean Shore Elementary	57/68932-00-010	02/03/22	\$ 936,186	\$ -
Long Beach Unified	Los Angeles	Helen Keller Middle	57/64725-00-049	02/04/22	\$ 2,222,143	\$ -
Pomona Unified	Los Angeles	Ganesha High	57/64907-00-044	02/08/22	\$ 1,011,959	\$ -
Pomona Unified	Los Angeles	Garey High	57/64907-00-045	02/08/22	\$ 4,246,063	\$ -
Pomona Unified	Los Angeles	Alcott Elementary	57/64907-00-046	02/10/22	\$ 976,486	\$ -
Los Angeles Unified	Los Angeles	San Pedro Senior High	57/64733-20-023	02/11/22	\$ 21,899,618	\$ -
Paradise Unified	Butte	Pine Ridge Elementary	57/61531-00-008	02/14/22	\$ 1,269,481	\$ -
Paradise Unified	Butte	Paradise Intermediate	57/61531-00-009	02/14/22	\$ 1,382,107	\$ -
Desert Sands Unified	Riverside	James Madison Elementary	57/67058-00-025	02/15/22	\$ 2,709,586	\$ -
Pleasanton Unified	Alameda	Lydiksen Elementary	57/75101-00-019	02/15/22	\$ 973,948	\$ -
Pomona Unified	Los Angeles	Emerson Middle	57/64907-00-047	02/15/22	\$ 680,119	\$ -
Hesperia Unified	San Bernardino	Kingston Elementary	57/75044-00-003	02/15/22	\$ 810,533	\$ 540,355
Hesperia Unified	San Bernardino	Hesperia High	57/75044-00-004	02/15/22	\$ 2,355,588	\$ 1,570,392
Hesperia Unified	San Bernardino	Mesa Grande Elementary	57/75044-00-004	02/15/22	\$ 635,093	\$ 423,395
Hesperia Unified	San Bernardino	Juniper Elementary	57/75044-00-006	02/15/22	\$ 614,040	\$ 409,360
Hesperia Unified	San Bernardino	Hesperia Junior High	57/75044-00-007	02/15/22	\$ 1,168,650	\$ 779,100
Monterey Peninsula Unified	Monterey	Central Coast High	57/66092-00-041	02/17/22	\$ 1,149,664	\$ -
Anaheim Union High	Orange	Ball Junior High	57/66431-04-001	02/17/22	\$ 1,448,209	\$ -
Los Angeles Unified	Los Angeles	McKinley Avenue Elementary	57/64733-00-738	02/15/22	\$ 4,349,403	\$ -
San Rafael City Elementary	Marin	Bahia Vista Elementary	57/65458-00-017	02/22/22	\$ 880,472	\$ -
Val Verde Unified	Riverside	Rancho Verde High	57/75242-00-012	02/23/22	\$ 1,902,897	\$ -
Tipton Elementary	Tulare	Tipton Elementary	57/72215-00-002	02/24/22	\$ 5,614,678	\$ -
San Luis Coastal Unified	San Luis Obispo	C L Smith Elementary	57/68809-00-030	03/01/22	\$ 678,485	\$ -
San Luis Coastal Unified	San Luis Obispo	Morro Bay High	57/68809-00-031	03/01/22	\$ 885,342	\$ -
Redwood City Elementary	San Mateo	Roy Cloud Elementary	57/69005-00-017	03/03/22	\$ 3,943,536	\$ -
Morgan Hill Unified	Santa Clara	Jackson Academy of Music and Math (JAMM)	57/69583-00-016	03/03/22	\$ 3,815,943	\$ -
Santa Ana Unified	Orange	Raymond A. Villa Fundamental Intermediate	57/66670-00-066	03/04/22	\$ 9,953,855	\$ -
Los Angeles Unified	Los Angeles	Sixth Avenue Elementary	57/64733-00-739	03/02/22	\$ 3,138,562	\$ -
Los Angeles Unified	Los Angeles	Grover Cleveland Charter High	57/64733-41-008	03/02/22	\$ 24,548,061	\$ -
Chaffey Joint Union High	San Bernardino	Rancho Cucamonga High	57/67652-00-008	03/10/22	\$ 10,643,989	\$ -
Desert Sands Unified	Riverside	Harry S. Truman Elementary	57/67058-00-026	03/10/22	\$ 4,124,664	\$ -
Los Nietos	Los Angeles	Rancho Santa Gertrudes Elementary	57/64758-00-010	03/11/22	\$ 1,901,647	\$ -

SFP APPLICATIONS

Modernization Acknowledged Applications Received Past Existing Authority as of April 30, 2023

District	County	Site Name	DSA Number	50-04 Date Received	Estimated State Grant (a)	Estimated Financial Hardship (b)
Corona-Norco Unified	Riverside	George Washington Elementary	57/67033-00-024	03/15/22	\$ 3,081,248	\$ -
Natomas Unified	Sacramento	Natomas High	57/75283-00-008	03/15/22	\$ 2,785,949	\$ -
Pacifica	San Mateo	Ortega Elementary	57/68932-00-011	03/15/22	\$ 711,463	\$ -
Newport-Mesa Unified	Orange	Estancia High	57/66597-00-055	03/17/22	\$ 971,307	\$ -
Fresno Unified	Fresno	Jackson Elementary	57/62166-00-146	03/18/22	\$ 2,662,218	\$ -
Walnut Valley Unified	Los Angeles	Diamond Bar High	57/73460-00-015	03/25/22	\$ 12,510,472	\$ -
Anaheim Union High	Orange	Sycamore Junior High	57/66431-01-001	03/28/22	\$ 7,672,618	\$ -
Anaheim Union High	Orange	Magnolia High	57/66431-05-001	04/01/22	\$ 4,943,593	\$ -
Downey Unified	Los Angeles	Old River Elementary	57/64451-00-034	04/01/22	\$ 467,316	\$ -
Lowell Joint	Los Angeles	Meadow Green Elementary	57/64766-00-005	04/04/22	\$ 4,454,043	\$ -
Irvine Unified	Orange	Canyon View Elementary	57/73650-00-038	04/04/22	\$ 919,860	\$ -
Redding Elementary	Shasta	Bonny View Elementary	57/70110-00-010	04/06/22	\$ 1,689,660	\$ -
Marysville Joint Unified	Yuba	Arboga Elementary	57/72736-00-018	04/07/22	\$ 3,148,614	\$ -
Brawley Elementary	Imperial	Barbara Worth Junior High	57/63073-00-009	04/08/22	\$ 709,172	\$ 472,781
Brawley Elementary	Imperial	Miguel Hidalgo Elementary	57/63073-00-010	04/08/22	\$ 1,947,050	\$ 1,298,033
Brawley Elementary	Imperial	Phil D Swing Elementary	57/63073-00-011	04/08/22	\$ 128,779	\$ 85,853
Brawley Elementary	Imperial	Myron D Witter Elementary	57/63073-00-012	04/08/22	\$ 387,465	\$ 258,310
Brawley Elementary	Imperial	J. W. Oakley Elementary	57/63073-00-013	02/15/19	\$ 885,734	\$ 590,489
Napa Valley Unified	Napa	McPherson Elementary	57/66266-00-033	04/08/22	\$ 991,174	\$ -
Napa Valley Unified	Napa	Browns Valley Elementary	57/66266-00-034	04/08/22	\$ 828,732	\$ -
Napa Valley Unified	Napa	Alta Heights Elementary	57/66266-00-035	04/08/22	\$ 1,211,201	\$ -
Konocti Unified	Lake	Lower Lake Elementary	57/64022-00-016	04/11/22	\$ 651,016	\$ -
Konocti Unified	Lake	Lower Lake High	57/64022-00-017	04/11/22	\$ 1,478,323	\$ -
Lucia Mar Unified	San Luis Obispo	Grover Heights Elementary	57/68759-00-023	04/11/22	\$ 2,512,552	\$ -
Fremont Unified	Alameda	G. M. Walters Middle	57/61176-00-056	04/12/22	\$ 2,067,993	\$ -
San Lorenzo Unified	Alameda	Lorenzo Manor Elementary	57/61309-00-019	04/12/22	\$ 725,024	\$ -
Natomas Unified	Sacramento	Natomas Pacific Pathways Prep Elementary	57/75283-00-009	04/13/22	\$ 1,371,220	\$ -
Anaheim Union High	Orange	Anaheim High	57/66431-01-002	04/14/22	\$ 976,302	\$ -
Anaheim Union High	Orange	Ball Junior High	57/66431-04-002	04/14/22	\$ 1,180,348	\$ -
South Pasadena Unified	Los Angeles	South Pasadena Middle	57/65029-00-010	04/19/22	\$ 1,380,396	\$ -
Chino Valley Unified	San Bernardino	Eagle Canyon Elementary	57/67678-00-036	04/25/22	\$ 3,570,964	\$ -
Del Norte County Unified	Del Norte	Del Norte High	57/61820-00-018	04/26/22	\$ 5,094,741	\$ -
Redwood City Elementary	San Mateo	Garfield Elementary	57/69005-00-018	04/26/22	\$ 2,259,978	\$ -
Redwood City Elementary	San Mateo	Hoover Elementary	57/69005-00-019	04/26/22	\$ 5,111,654	\$ -
Paradise Unified	Butte	Cedarwood Elementary	57/61531-00-010	04/27/22	\$ 1,362,022	\$ -
Los Angeles Unified	Los Angeles	North Hollywood Senior High	57/64733-22-015	04/27/22	\$ 37,353,240	\$ -
Pacifica	San Mateo	Valleamar Elementary	57/68932-00-012	04/29/22	\$ 623,940	\$ -
Pacifica	San Mateo	Sunset Ridge Elementary	57/68932-00-013	04/29/22	\$ 250,808	\$ -
Pacifica	San Mateo	Ingrid B. Lacy Middle	57/68932-00-014	04/29/22	\$ 342,573	\$ -
Castaic Union	Los Angeles	Live Oak Elementary	57/64345-00-001	05/02/22	\$ 3,406,493	\$ -
Pacifica	San Mateo	Cabrillo Elementary	57/68932-00-015	05/06/22	\$ 834,020	\$ -
Vallejo City Unified	Solano	Loma Vista Elementary	57/70581-00-023	05/06/22	\$ 366,250	\$ -
San Leandro Unified	Alameda	Roosevelt Elementary	57/61291-00-026	05/09/22	\$ 689,795	\$ -

SFP APPLICATIONS

Modernization Acknowledged Applications Received Past Existing Authority as of April 30, 2023

District	County	Site Name	DSA Number	50-04 Date Received	Estimated State Grant (a)	Estimated Financial Hardship (b)
Capistrano Unified	Orange	Tesoro High	57/66464-00-022	01/22/19	\$ 1,938,922	\$ -
Robla Elementary	Sacramento	Robla Elementary	57/67421-00-004	05/13/22	\$ 1,035,307	\$ -
Robla Elementary	Sacramento	Glenwood Elementary	57/67421-00-005	05/13/22	\$ 2,218,515	\$ -
Robla Elementary	Sacramento	Bell Avenue Elementary	57/67421-00-006	05/13/22	\$ 1,183,208	\$ -
Pittsburg Unified	Contra Costa	Los Medanos Elementary	57/61788-00-013	05/16/22	\$ 2,143,377	\$ -
San Bernardino City Unified	San Bernardino	Oehl Elementary	57/67876-00-120	05/16/22	\$ 628,688	\$ -
San Bernardino City Unified	San Bernardino	San Bernardino High	57/67876-00-121	05/16/22	\$ 5,335,031	\$ -
Napa Valley Unified	Napa	Shearer Elementary	57/66266-00-036	05/17/22	\$ 810,849	\$ -
San Juan Unified	Sacramento	Mira Loma High	57/67447-00-077	05/17/22	\$ 7,352,094	\$ -
Butteville Union Elementary	Siskiyou	Butteville Elementary	57/70201-00-003	05/17/22	\$ 2,404,047	\$ -
Santa Barbara Unified	Santa Barbara	Adams Elementary	57/76786-00-019	05/17/22	\$ 200,982	\$ -
Galt Joint Union Elementary	Sacramento	River Oaks Elementary	57/67348-00-005	05/26/22	\$ 1,503,956	\$ -
Oak Valley Union Elementary	Tulare	Oak Valley Elementary	57/72017-00-003	05/26/22	\$ 4,062,347	\$ -
Fallbrook Union High	San Diego	Fallbrook High	57/68122-00-002	06/07/22	\$ 8,496,541	\$ -
Desert Sands Unified	Riverside	James Earl Carter Elementary	57/67058-00-027	06/09/22	\$ 3,563,958	\$ -
Manteca Unified	San Joaquin	French Camp Elementary	57/68593-00-016	06/12/22	\$ 4,638,120	\$ -
Napa Valley Unified	Napa	Vintage High	57/66266-00-037	06/13/22	\$ 915,716	\$ -
Napa Valley Unified	Napa	Napa High	57/66266-00-038	06/13/22	\$ 865,309	\$ -
Oxnard	Ventura	Emilie Ritchen Elementary	57/72538-00-032	06/13/22	\$ 4,841,293	\$ -
Oxnard	Ventura	Christa McAuliffe Elementary	57/72538-00-033	06/13/22	\$ 5,265,275	\$ -
Napa Valley Unified	Napa	Bel Aire Park Elementary	57/66266-00-039	06/16/22	\$ 1,753,543	\$ -
Napa Valley Unified	Napa	Northwood Elementary	57/66266-00-040	06/16/22	\$ 1,336,277	\$ -
Napa Valley Unified	Napa	Napa Valley Language Academy	57/66266-00-041	06/16/22	\$ 807,786	\$ -
Napa Valley Unified	Napa	Donaldson Way Elementary	57/66266-00-042	06/16/22	\$ 1,439,884	\$ -
Washington Unified	Yolo	Westmore Oaks Elementary	57/72694-00-020	06/17/22	\$ 1,414,493	\$ -
Long Beach Unified	Los Angeles	Twain Elementary	57/64725-00-050	06/21/22	\$ 7,379,385	\$ -
Firebaugh-Las Deltas Unified	Fresno	Hazel M. Bailey Primary	57/73809-00-007	06/22/22	\$ 2,665,139	\$ -
Long Beach Unified	Los Angeles	Holmes Elementary	57/64725-00-051	06/30/22	\$ 5,242,796	\$ -
Napa Valley Unified	Napa	Shearer Elementary	57/66266-00-043	07/06/22	\$ 825,985	\$ -
Fresno Unified	Fresno	McLane High	57/62166-00-147	07/07/22	\$ 1,973,319	\$ -
Fresno Unified	Fresno	Roosevelt High	57/62166-00-148	07/07/22	\$ 4,761,015	\$ -
Folsom-Cordova Unified	Sacramento	Natoma Station Elementary	57/67330-21-008	07/08/22	\$ 2,887,576	\$ -
Anaheim Union High	Orange	Magnolia High	57/66431-05-002	07/15/22	\$ 1,175,602	\$ -
La Canada Unified	Los Angeles	Palm Crest Elementary	57/64659-00-009	07/18/22	\$ 1,690,836	\$ -
Temecula Valley Unified	Riverside	Vintage Hills Elementary	57/75192-00-020	07/18/22	\$ 4,976,650	\$ -
Pomona Unified	Los Angeles	Allison Elementary	57/64907-00-048	07/19/22	\$ 699,903	\$ -
Capistrano Unified	Orange	Tesoro High	57/66464-00-026	07/19/22	\$ 1,827,518	\$ -
Pomona Unified	Los Angeles	Harrison Elementary	57/64907-00-049	07/20/22	\$ 1,021,809	\$ -
Napa County Office of Education	Napa	Napa County Community	57/10280-00-001	07/26/22	\$ 1,522,528	\$ -
Los Angeles Unified	Los Angeles	Ninety-Second Street Elementary	57/64733-00-741	07/27/22	\$ 6,510,147	\$ -
San Juan Unified	Sacramento	San Juan High	57/67447-00-078	07/27/22	\$ 4,489,464	\$ -
Yuba County Office of Education	Yuba	Spring Valley School	57/10587-00-004	07/28/22	\$ 702,116	\$ 468,077
Waterford Unified	Stanislaus	Waterford Junior High	57/75572-00-005	07/28/22	\$ 1,964,525	\$ -



SFP APPLICATIONS

Modernization Acknowledged Applications Received Past Existing Authority as of April 30, 2023

District	County	Site Name	DSA Number	50-04 Date Received	Estimated State Grant (a)	Estimated Financial Hardship (b)
Waterford Unified	Stanislaus	Richard M. Moon Primary	57/75572-00-006	07/28/22	\$ 3,469,242	\$ 2,312,828
Greenfield Union	Kern	Fairview Elementary	57/63503-00-011	07/29/22	\$ 4,546,409	\$ 3,030,939
Mountain View Whisman	Santa Clara	Amy Imai Elementary	57/69591-00-006	08/01/22	\$ 1,933,212	\$ -
Mountain View Whisman	Santa Clara	Edith Landels Elementary	57/69591-00-007	08/01/22	\$ 2,042,065	\$ -
Mountain View Whisman	Santa Clara	Isaac Newton Graham Middle	57/69591-00-008	08/01/22	\$ 3,546,225	\$ -
Mountain View Whisman	Santa Clara	Benjamin Bubb Elementary	57/69591-00-009	08/01/22	\$ 2,494,672	\$ -
Mountain View-Los Altos Union High	Santa Clara	Mountain View High	57/69609-00-007	08/03/22	\$ 1,952,607	\$ -
Hanford Elementary	Kings	Lee Richmond Elementary	57/63917-00-011	08/05/22	\$ 620,015	\$ -
Hanford Elementary	Kings	Roosevelt Elementary	57/63917-00-012	08/05/22	\$ 1,227,752	\$ -
San Benito High	San Benito	San Benito High	57/67538-00-007	08/09/22	\$ 1,489,873	\$ -
San Benito High	San Benito	San Benito High	57/67538-00-008	08/09/22	\$ 6,029,189	\$ -
San Benito High	San Benito	San Benito High	57/67538-00-009	08/10/22	\$ 1,148,465	\$ -
Waukena Joint Union Elementary	Tulare	Waukena Joint Union Elementary	57/72264-00-001	08/10/22	\$ 2,496,045	\$ -
Lammersville Joint Unified	San Joaquin	Lammersville Elementary	57/76760-00-002	08/10/22	\$ 2,363,198	\$ -
Imperial County Office of Education	Imperial	Imperial Valley Center	57/10132-00-002	08/11/22	\$ 4,543,368	\$ -
Pomona Unified	Los Angeles	Golden Springs Elementary	57/64907-00-050	08/11/22	\$ 973,417	\$ -
Santa Barbara Unified	Santa Barbara	Harding University Partnership	57/76786-00-020	08/11/22	\$ 1,721,568	\$ -
Anaheim Union High	Orange	Anaheim High	57/66431-01-003	08/15/22	\$ 937,125	\$ -
Yuba County Office of Education	Yuba	Agnes Weber Meade (Sdl)	57/10587-00-001	08/16/22	\$ 1,065,828	\$ -
Vacaville Unified	Los Angeles	Buckingham Collegiate Charter Academy	57/70573-00-019	08/16/22	\$ 3,058,512	\$ -
Alhambra Unified	Los Angeles	Marguerita Elementary	57/75713-00-030	08/16/22	\$ 4,081,175	\$ -
Alhambra Unified	Los Angeles	Monterey Highlands Elementary	57/75713-00-031	08/16/22	\$ 3,341,620	\$ -
Alhambra Unified	Los Angeles	Brightwood Elementary	57/75713-00-032	08/16/22	\$ 4,689,655	\$ -
Alhambra Unified	Los Angeles	Emery Park Elementary	57/75713-00-033	08/16/22	\$ 1,280,632	\$ -
Riverdale Joint Unified	Fresno	Fipps Primary	57/75408-00-007	08/17/22	\$ 974,694	\$ -
Riverdale Joint Unified	Fresno	Riverdale Elementary	57/75408-00-008	08/17/22	\$ 1,269,522	\$ -
Riverdale Joint Unified	Fresno	Riverdale High	57/75408-00-009	08/17/22	\$ 230,325	\$ -
San Luis Coastal Unified	San Luis Obispo	San Luis Obispo High	57/68809-00-032	08/18/22	\$ 2,952,034	\$ -
Windsor Unified	Sonoma	Cali Calmecac Language Academy	57/75358-00-006	08/24/22	\$ 2,514,317	\$ -
Visalia Unified	Tulare	La Joya Middle	57/72256-00-035	08/25/22	\$ 4,459,387	\$ -
Hayward Unified	Alameda	Winton Middle	57/61192-00-006	08/29/22	\$ 3,817,884	\$ -
Del Norte County Unified	Del Norte	Redwood Elementary	57/61820-00-019	08/31/22	\$ 954,538	\$ -
Del Norte County Unified	Del Norte	Smith River Elementary	57/61820-00-020	08/31/22	\$ 707,717	\$ -
San Mateo Union High	San Mateo	San Mateo High	57/69047-00-007	08/31/22	\$ 1,722,665	\$ -
San Mateo Union High	San Mateo	Capuchino High	57/69047-00-008	08/31/22	\$ 1,825,976	\$ -
San Mateo Union High	San Mateo	Mills High	57/69047-00-009	09/01/22	\$ 865,538	\$ -
San Mateo Union High	San Mateo	Burlingame High	57/69047-00-010	09/01/22	\$ 4,655,344	\$ -
San Mateo Union High	San Mateo	Hillsdale High	57/69047-00-011	09/01/22	\$ 5,337,097	\$ -
San Mateo Union High	San Mateo	Aragon High	57/69047-00-012	09/01/22	\$ 3,113,529	\$ -
Redding Elementary	Shasta	Juniper Elementary	57/70110-00-011	09/01/22	\$ 1,275,879	\$ -
Visalia Unified	Tulare	Redwood High	57/72256-00-036	09/07/22	\$ 8,601,516	\$ -
Vista Unified	San Diego	Rancho Buena Vista High	57/68452-00-013	09/09/22	\$ 1,462,014	\$ -
Vista Unified	San Diego	Vista Academy of Visual and Performing Arts	57/68452-00-014	09/09/22	\$ 693,680	\$ -

SFP APPLICATIONS

Modernization Acknowledged Applications Received Past Existing Authority as of April 30, 2023

District	County	Site Name	DSA Number	50-04 Date Received	Estimated State Grant (a)	Estimated Financial Hardship (b)
Vista Unified	San Diego	Vista Magnet Middle School of Technology, Science	57/68452-00-015	09/09/22	\$ 1,253,731	\$ -
Redding Elementary	Shasta	Turtle Bay	57/70110-00-012	09/09/22	\$ 1,467,178	\$ -
Visalia Unified	Tulare	Valley Oak Middle	57/72256-00-037	09/13/22	\$ 2,894,248	\$ -
Long Beach Unified	Los Angeles	Burcham Elementary	57/64725-00-052	09/20/22	\$ 6,470,500	\$ -
Long Beach Unified	Los Angeles	Burcham Elementary	57/64725-00-053	09/20/22	\$ 7,193,025	\$ -
Long Beach Unified	Los Angeles	Bryant Elementary	57/64725-00-054	09/20/22	\$ 4,721,657	\$ -
Lucia Mar Unified	San Luis Obispo	Arroyo Grande High	57/68759-00-024	09/20/22	\$ 5,001,927	\$ -
San Juan Unified	Sacramento	Del Paso Manor Elementary	57/67447-00-079	09/21/22	\$ 662,218	\$ -
Colton Joint Unified	San Bernardino	Terrace Hills Middle	57/67686-00-027	09/22/22	\$ 952,923	\$ -
Snowline Joint Unified	San Bernardino	Baldy Mesa Elementary	57/73957-00-003	09/23/22	\$ 5,059,475	\$ -
Snowline Joint Unified	San Bernardino	Chaparral High	57/73957-00-004	09/23/22	\$ 2,121,725	\$ -
Lucia Mar Unified	San Luis Obispo	Fairgrove Elementary	57/68759-00-025	09/29/22	\$ 1,496,985	\$ -
Vallejo City Unified	Solano	Jesse M. Bethel High	57/70581-00-024	09/29/22	\$ 2,775,937	\$ -
Los Angeles Unified	Los Angeles	One Hundred Fifty-Third Street	57/64733-00-743	10/05/22	\$ 578,191	\$ -
Ocean View	Orange	Star View Elementary	57/66613-00-025	10/07/22	\$ 858,917	\$ -
Castro Valley Unified	Alameda	Chabot Elementary	57/61150-00-032	10/10/22	\$ 510,060	\$ -
San Juan Unified	Sacramento	Greer Elementary	57/67447-00-080	10/10/22	\$ 474,022	\$ -
Castro Valley Unified	Alameda	Independent Elementary	57/61150-00-033	10/13/22	\$ 2,053,061	\$ -
East Side Union High	Santa Clara	Independence High	57/69427-00-042	10/14/22	\$ 1,129,027	\$ -
San Juan Unified	Sacramento	Lichen K-8	57/67447-00-081	10/17/22	\$ 2,127,194	\$ -
Los Angeles Unified	Los Angeles	Garvanza Elementary	57/64733-00-744	10/18/22	\$ 2,019,801	\$ -
Capistrano Unified	Orange	Aliso Niguel High	57/66464-00-027	10/18/22	\$ 1,874,147	\$ -
Natomas Unified	Sacramento	American Lakes	57/75283-00-010	10/18/22	\$ 3,340,838	\$ -
San Diego Unified	San Diego	Balboa Elementary	57/68338-00-273	10/19/22	\$ 9,474,093	\$ -
Val Verde Unified	Riverside	Vista Verde Middle	57/75242-00-013	10/19/22	\$ 549,789	\$ -
Los Angeles Unified	Los Angeles	Aragon Avenue Elementary	57/64733-00-745	10/20/22	\$ 3,468,406	\$ -
Los Angeles Unified	Los Angeles	Belvedere Middle	57/64733-09-012	10/20/22	\$ 8,317,822	\$ -
Los Angeles Unified	Los Angeles	Thomas Jefferson Senior High	57/64733-13-011	10/20/22	\$ 26,205,856	\$ -
Castro Valley Unified	Alameda	Castro Valley Elementary	57/61150-00-034	10/25/22	\$ 889,525	\$ -
Castro Valley Unified	Alameda	Marshall Elementary	57/61150-00-035	10/25/22	\$ 1,000,074	\$ -
Castro Valley Unified	Alameda	Stanton Elementary	57/61150-00-036	10/25/22	\$ 1,006,248	\$ -
Castro Valley Unified	Alameda	Proctor Elementary	57/61150-00-037	10/25/22	\$ 1,517,774	\$ -
Monterey Peninsula Unified	Monterey	Martin Luther King	57/66092-00-043	10/25/22	\$ 329,990	\$ -
Pomona Unified	Los Angeles	Simons Middle	57/64907-00-051	10/26/22	\$ 2,993,985	\$ -
Pittsburg Unified	Contra Costa	Parkside Elementary	57/61788-00-014	10/27/22	\$ 139,907	\$ -
Los Angeles Unified	Los Angeles	Second Street Elementary	57/64733-00-746	11/03/22	\$ 3,357,743	\$ -
San Dieguito Union High	San Diego	Diegueno Middle	57/68346-00-010	11/04/22	\$ 6,378,380	\$ -
Los Angeles Unified	Los Angeles	Belvedere Middle	57/64733-09-013	11/07/22	\$ 8,317,822	\$ -
Los Angeles Unified	Los Angeles	Daniel Webster Middle	57/64733-24-009	11/07/22	\$ 2,502,777	\$ -
Los Angeles Unified	Los Angeles	Twenty-Fourth Street Elementary	57/64733-00-747	11/09/22	\$ 3,530,518	\$ -
Ocean View	Orange	Vista View Middle	57/66613-00-026	11/09/22	\$ 834,256	\$ -
Nevada Joint Union High	Nevada	Bear River High	57/66357-00-015	11/11/22	\$ 4,199,229	\$ -
Los Angeles Unified	Los Angeles	Castelar Street Elementary	57/64733-00-748	11/15/22	\$ 2,108,585	\$ -

SFP APPLICATIONS

Modernization Acknowledged Applications Received Past Existing Authority as of April 30, 2023

District	County	Site Name	DSA Number	50-04 Date Received	Estimated State Grant (a)	Estimated Financial Hardship (b)
Morongo Unified	San Bernardino	Twentynine Palms High	57/67777-00-010	11/17/22	\$ 2,382,390	\$ -
Chula Vista Elementary	San Diego	Feaster (Mae L.) Charter	57/68023-00-020	11/17/22	\$ 5,419,613	\$ -
Benicia Unified	Solano	Benicia High	57/70524-00-018	11/18/22	\$ 2,930,340	\$ -
Benicia Unified	Solano	Matthew Turner Elementary	57/70524-00-019	11/18/22	\$ 1,143,890	\$ -
Lamont Elementary	Kern	Alicante Avenue Elementary	57/63560-00-005	11/21/22	\$ 1,331,109	\$ -
Lamont Elementary	Kern	Lamont Elementary	57/63560-00-006	11/21/22	\$ 2,852,292	\$ -
Ocean View	Orange	Marine View Middle	57/66613-00-027	11/21/22	\$ 767,590	\$ -
Los Angeles Unified	Los Angeles	James Madison Middle	57/64733-00-749	11/22/22	\$ 2,451,838	\$ -
Los Angeles Unified	Los Angeles	Ambler Avenue Elementary	57/64733-00-750	11/22/22	\$ 1,158,703	\$ -
Jurupa Unified	Riverside	Jurupa Middle	57/67090-00-017	11/22/22	\$ 4,566,713	\$ -
Los Angeles Unified	Los Angeles	Anatola Avenue Elementary	57/64733-00-751	12/02/22	\$ 1,845,345	\$ -
Los Angeles Unified	Los Angeles	Bancroft (Hubert Howe) Junior	57/64733-31-009	12/02/22	\$ 5,340,325	\$ -
San Mateo Union High	San Mateo	Capuchino High	57/69047-00-013	12/02/22	\$ 935,967	\$ -
Los Angeles Unified	Los Angeles	Canfield Avenue Elementary	57/64733-00-752	12/05/22	\$ 2,026,799	\$ -
Sunnyvale	Santa Clara	Ellis Elementary	57/69690-00-014	12/06/22	\$ 2,178,244	\$ -
Sequoia Union High	San Mateo	Woodside High	57/69062-00-039	12/07/22	\$ 1,935,008	\$ -
Capistrano Unified	Orange	Dana Hills High	57/66464-00-028	12/08/22	\$ 796,991	\$ -
Natomas Unified	Sacramento	Natomas High	57/75283-00-011	12/08/22	\$ 4,513,367	\$ -
Santa Barbara Unified	Santa Barbara	Monroe Elementary	57/76786-00-021	12/09/22	\$ 999,273	\$ -
San Ramon Valley Unified	Contra Costa	Alamo Elementary	57/61804-00-047	12/12/22	\$ 837,192	\$ -
Vista Unified	San Diego	Vista High	57/68452-00-016	12/15/22	\$ 9,424,252	\$ -
Albany City Unified	Alameda	Marin Elementary	57/61127-00-007	12/22/22	\$ 1,578,838	\$ -
Los Angeles Unified	Los Angeles	Sixth Avenue Elementary	57/64733-00-753	01/03/23	\$ 2,637,353	\$ -
Ravenswood City Elementary	San Mateo	Cesar Chavez Ravenswood Middle	57/68999-00-018	01/05/23	\$ 3,985,647	\$ -
Santa Ana Unified	Orange	McFadden Institute of Technology	57/66670-00-068	01/06/23	\$ 2,361,364	\$ -
Visalia Unified	Tulare	Pinkham Elementary	57/72256-00-038	01/09/23	\$ 1,390,315	\$ -
Los Angeles Unified	Los Angeles	John A. Sutter Middle	57/64733-00-754	01/10/23	\$ 157,444	\$ -
Novato Unified	Marin	Sinaloa Middle	57/65417-00-027	01/10/23	\$ 566,114	\$ -
San Bernardino City Unified	San Bernardino	San Gorgonio High	57/67876-00-122	01/10/23	\$ 2,010,909	\$ -
Novato Unified	Marin	Rancho Elementary	57/65417-00-028	01/17/23	\$ 408,328	\$ -
Arcadia Unified	Los Angeles	Baldwin Stocker Elementary	57/64261-00-001	01/18/23	\$ 5,336,064	\$ -
Ukiah Unified	Mendocino	Nokomis Elementary	57/65615-00-009	01/18/23	\$ 1,673,124	\$ -
Ukiah Unified	Mendocino	Oak Manor Elementary	57/65615-00-010	01/18/23	\$ 1,989,893	\$ -
San Juan Unified	Sacramento	San Juan High	57/67447-00-082	01/18/23	\$ 5,326,686	\$ -
Vallejo City Unified	Solano	Solano Widenmann Leadership Academy	57/70581-00-025	01/18/23	\$ 2,649,036	\$ -
Arcadia Unified	Los Angeles	Camino Grove Elementary	57/64261-00-002	01/19/23	\$ 5,335,432	\$ -
Los Angeles Unified	Los Angeles	Luther Burbank Middle	57/64733-00-755	01/19/23	\$ 1,971,135	\$ -
Arcadia Unified	Los Angeles	First Avenue Middle	57/64261-00-003	01/20/23	\$ 5,620,528	\$ -
Arcadia Unified	Los Angeles	Hugo Reid Elementary	57/64261-00-004	01/20/23	\$ 3,809,130	\$ -
Arcadia Unified	Los Angeles	Highland Oaks Elementary	57/64261-00-005	01/20/23	\$ 4,210,379	\$ -
Cutten Elementary	Humboldt	Cutten Elementary	57/62745-00-002	01/23/23	\$ 539,768	\$ -
San Juan Unified	Sacramento	John Barrett Middle	57/67447-00-083	01/23/23	\$ 4,282,903	\$ -
Lakeside Union Elementary	San Diego	Lakeside Farms Elementary	57/68189-00-010	01/23/23	\$ 916,671	\$ -

SFP APPLICATIONS

Modernization Acknowledged Applications Received Past Existing Authority as of April 30, 2023

District	County	Site Name	DSA Number	50-04 Date Received	Estimated State Grant (a)	Estimated Financial Hardship (b)
Alhambra Unified	Los Angeles	Martha Baldwin Elementary	57/75713-00-034	01/23/23	\$ 5,183,132	\$ -
Alhambra Unified	Los Angeles	Ramona Elementary	57/75713-00-035	01/23/23	\$ 6,086,692	\$ -
Alhambra Unified	Los Angeles	Ynez Elementary	57/75713-00-036	01/23/23	\$ 5,358,027	\$ -
Los Angeles Unified	Los Angeles	Andrew Carnegie Middle	57/64733-00-756	01/25/23	\$ 2,135,675	\$ -
Los Angeles Unified	Los Angeles	Ascot Avenue Elementary	57/64733-00-757	01/26/23	\$ 8,993,561	\$ -
Los Angeles Unified	Los Angeles	Westchester Cont High	57/64733-61-010	01/26/23	\$ 3,352,088	\$ -
Gravenstein Union Elementary	Sonoma	Hillcrest Middle	57/70714-00-004	01/26/23	\$ 858,950	\$ -
Meridian Elementary	Sutter	Meridian Elementary	57/71415-00-002	01/27/23	\$ 254,933	\$ -
Arcadia Unified	Los Angeles	Hugo Reid Elementary	57/64261-00-006	01/31/23	\$ 1,268,194	\$ -
Arcadia Unified	Los Angeles	Richard Henry Dana Middle	57/64261-00-007	01/31/23	\$ 4,458,083	\$ -
Arcadia Unified	Los Angeles	Longley Way Elementary	57/64261-00-008	01/31/23	\$ 3,971,635	\$ -
San Diego Unified	San Diego	De Portola Middle	57/68338-00-274	01/31/23	\$ 2,671,782	\$ -
Arcadia Unified	Los Angeles	Foothills Middle	57/64261-00-009	02/01/23	\$ 4,571,969	\$ -
El Monte Union High	Los Angeles	South El Monte High	57/64519-00-005	02/02/23	\$ 9,804,468	\$ -
Riverside Unified	Riverside	Sierra Middle	57/67215-00-050	02/05/23	\$ 5,509,454	\$ -
Riverside Unified	Riverside	Jefferson Elementary	57/67215-00-051	02/06/23	\$ 6,168,873	\$ -
San Juan Unified	Sacramento	Starr King K-8	57/67447-00-084	02/08/23	\$ 27,083,703	\$ -
Lakeside Union Elementary	San Diego	Lindo Park Elementary	57/68189-00-011	02/08/23	\$ 21,825,459	\$ -
Durham Unified	Butte	Durham High	57/61432-00-002	02/10/23	\$ 1,062,186	\$ -
Waugh Elementary	Sonoma	Corona Creek Elementary	57/70995-00-002	02/13/23	\$ 1,166,047	\$ -
San Leandro Unified	Alameda	Bancroft Middle	57/61291-00-027	02/14/23	\$ 979,589	\$ -
Los Angeles Unified	Los Angeles	Glenwood Elementary	57/64733-38-025	02/14/23	\$ 816,656	\$ -
Santa Ana Unified	Orange	Sierra Intermediate	57/66670-00-069	02/14/23	\$ 1,404,162	\$ -
Alameda Unified	Alameda	Bay Farm Elementary	57/61119-00-025	02/16/23	\$ 4,754,593	\$ -
Ventura County Office of Education	Ventura	Gateway Community	57/10561-00-005	02/21/23	\$ 1,901,205	\$ -
Los Angeles Unified	Los Angeles	Carson Senior High	57/64733-54-028	02/21/23	\$ 6,751,761	\$ -
Riverside Unified	Riverside	John W. North high	57/67215-00-052	02/21/23	\$ 9,280,102	\$ -
Lawndale Elementary	Los Angeles	Jane Addams Middle	57/64691-00-011	02/22/23	\$ 1,326,156	\$ -
Arcohe Union Elementary	Sacramento	Arcohe Elementary	57/67280-00-002	02/22/23	\$ 1,309,477	\$ -
Los Angeles Unified	Los Angeles	Robert Frost Middle	57/64733-00-758	02/23/23	\$ 250,670	\$ -
Los Angeles Unified	Los Angeles	Fries Avenue Elementary	57/64733-00-759	02/23/23	\$ 2,868,656	\$ -
Los Angeles Unified	Los Angeles	Richard Henry Dana Middle	57/64733-20-024	02/27/23	\$ 2,346,635	\$ -
Novato Unified	Marin	San Jose Middle	57/65417-00-029	02/27/23	\$ 1,111,888	\$ -
El Segundo Unified	Los Angeles	El Segundo Middle	57/64535-00-008	02/28/23	\$ 714,173	\$ -
El Segundo Unified	Los Angeles	Center Street Elementary	57/64535-00-009	03/01/23	\$ 1,100,404	\$ -
Los Angeles Unified	Los Angeles	Christopher Dena Elementary	57/64733-00-760	03/02/23	\$ 1,541,397	\$ -
Los Angeles Unified	Los Angeles	Calabash Charter Academy	57/64733-00-761	03/02/23	\$ 1,938,220	\$ -
Los Angeles Unified	Los Angeles	Charles Leroy Lowman Special Education and Car	57/64733-00-762	03/03/23	\$ 802,995	\$ -
Lakeside Union Elementary	San Diego	Lakeside Farms Elementary	57/68189-00-012	03/08/23	\$ 2,185,152	\$ -
Snowline Joint Unified	San Bernardino	Pinon Hills Elementary	57/73957-00-001	03/08/23	\$ 5,231,587	\$ -
Snowline Joint Unified	San Bernardino	Quail Valley Middle	57/73957-00-006	03/08/23	\$ 11,746,585	\$ -
San Juan Unified	Sacramento	Rio Americano High	57/67447-00-085	03/09/23	\$ 546,350	\$ -
El Segundo Unified	Los Angeles	El Segundo High	57/64535-00-010	03/10/23	\$ 2,175,522	\$ -

SFP APPLICATIONS

Modernization Acknowledged Applications Received Past Existing Authority as of April 30, 2023

District	County	Site Name	DSA Number	50-04 Date Received	Estimated State Grant (a)	Estimated Financial Hardship (b)
Merced Union High	Merced	Merced High	57/65789-00-011	03/10/23	\$ 887,781	\$ -
Lawndale Elementary	Los Angeles	William Anderson Elementary	57/64691-00-012	03/13/23	\$ 1,290,478	\$ -
Lawndale Elementary	Los Angeles	William Green Elementary	57/64691-00-013	03/13/23	\$ 1,487,579	\$ -
Lawndale Elementary	Los Angeles	Billy Mitchell Elementary	57/64691-00-014	03/13/23	\$ 1,027,578	\$ -
Lawndale Elementary	Los Angeles	Will Rogers Middle	57/64691-00-015	03/13/23	\$ 1,585,565	\$ -
Lawndale Elementary	Los Angeles	F. D. Roosevelt Elementary	57/64691-00-016	03/13/23	\$ 1,238,677	\$ -
Lawndale Elementary	Los Angeles	Mark Twain Elementary	57/64691-00-017	03/13/23	\$ 606,652	\$ -
Riverside Unified	Riverside	Jackson Elementary	57/67215-00-053	03/13/23	\$ 5,678,847	\$ -
San Diego Unified	San Diego	Ralph Waldo Emerson Elementary	57/68338-00-275	03/15/23	\$ 2,774,042	\$ -
San Diego Unified	San Diego	Kimbrough Elementary	57/68338-00-276	03/16/23	\$ 3,416,897	\$ -
Hesperia Unified	San Bernardino	Carmel Elementary	57/75044-00-008	03/16/23	\$ 912,900	\$ -
Hesperia Unified	San Bernardino	Mojave High	57/75044-00-009	03/16/23	\$ 1,221,915	\$ -
Hesperia Unified	San Bernardino	Cottonwood Elementary	57/75044-00-010	03/16/23	\$ 1,109,665	\$ -
Hesperia Unified	San Bernardino	Mesa Grande Elementary	57/75044-00-011	03/16/23	\$ 1,795,370	\$ -
Hesperia Unified	San Bernardino	Cypress School of the Arts	57/75044-00-012	03/16/23	\$ 1,612,790	\$ -
Hesperia Unified	San Bernardino	Mesquite Trails Elementary	57/75044-00-013	03/16/23	\$ 882,470	\$ -
Hesperia Unified	San Bernardino	Kingston Elementary	57/75044-00-014	03/16/23	\$ 1,734,510	\$ -
Hesperia Unified	San Bernardino	Hollyvale Elementary	57/75044-00-015	03/16/23	\$ 876,384	\$ -
Hesperia Unified	San Bernardino	Hesperia High	57/75044-00-016	03/16/23	\$ 5,182,605	\$ -
Hesperia Unified	San Bernardino	Hesperia Junior High	57/75044-00-017	03/16/23	\$ 2,638,760	\$ -
Hesperia Unified	San Bernardino	Joshua Circle Elementary	57/75044-00-018	03/16/23	\$ 1,399,780	\$ -
Hesperia Unified	San Bernardino	Juniper Elementary	57/75044-00-019	03/16/23	\$ 1,156,340	\$ -
Hesperia Unified	San Bernardino	Lime Street Elementary	57/75044-00-020	03/16/23	\$ 1,430,210	\$ -
Hesperia Unified	San Bernardino	Maple Elementary	57/75044-00-021	03/16/23	\$ 518,040	\$ -
Hesperia Unified	San Bernardino	Cedar Middle	57/75044-00-022	03/16/23	\$ 2,123,880	\$ -
Hesperia Unified	San Bernardino	Eucalyptus Elementary	57/75044-00-023	03/16/23	\$ 821,610	\$ -
Hesperia Unified	San Bernardino	Sultana High	57/75044-00-024	03/16/23	\$ 4,466,310	\$ -
Hesperia Unified	San Bernardino	Canyon Ridge High	57/75044-00-025	03/16/23	\$ 2,359,560	\$ -
Hesperia Unified	San Bernardino	Mission Crest Elementary	57/75044-00-026	03/16/23	\$ 2,130,100	\$ -
Hesperia Unified	San Bernardino	Krystal School of Science, Math & Technology	57/75044-00-027	03/16/23	\$ 1,977,950	\$ -
Hesperia Unified	San Bernardino	Ranchero Middle	57/75044-00-028	03/16/23	\$ 3,218,000	\$ -
Hesperia Unified	San Bernardino	Topaz Preparatory Academy	57/75044-00-029	03/16/23	\$ 1,673,650	\$ -
San Diego Unified	San Diego	Bell Middle	57/68338-00-277	03/17/23	\$ 10,540,822	\$ -
Turlock Unified	Stanislaus	Wakefield Elementary	57/75739-00-018	03/17/23	\$ 2,812,962	\$ -
Los Angeles Unified	Los Angeles	Vinedale College Preparatory Academy	57/64733-38-026	03/20/23	\$ 2,321,950	\$ -
Greenfield Union Elementary	Monterey	Mary Chapa Academy	57/66035-00-005	03/20/23	\$ 6,429,682	\$ -
Los Angeles Unified	Los Angeles	Third Street Elementary	57/64733-00-763	03/21/23	\$ 2,288,158	\$ -
San Diego Unified	San Diego	Standley Middle	57/68338-00-278	03/21/23	\$ 838,047	\$ -
Turlock Unified	Stanislaus	Turlock Junior High	57/75739-00-019	03/21/23	\$ 10,297,025	\$ -
San Diego Unified	San Diego	Cadman Elementary	57/68338-00-279	03/22/23	\$ 644,690	\$ -
Los Angeles Unified	Los Angeles	Seventy-Fifth Street Elementary	57/64733-15-013	03/23/23	\$ 1,796,785	\$ -
Porterville Unified	Tulare	Porterville High	57/75523-00-017	03/23/23	\$ 1,105,787	\$ -
San Diego Unified	San Diego	Bird Rock Elementary	57/68338-00-280	03/24/23	\$ 800,953	\$ -

SFP APPLICATIONS

Modernization Acknowledged Applications Received Past Existing Authority as of April 30, 2023

District	County	Site Name	DSA Number	50-04 Date Received	Estimated State Grant (a)	Estimated Financial Hardship (b)
San Diego Unified	San Diego	Correia Middle	57/68338-00-281	03/24/23	\$ 385,679	\$ -
Los Angeles Unified	Los Angeles	Union Avenue Elementary	57/64733-11-015	03/29/23	\$ 2,723,732	\$ -
San Diego Unified	San Diego	Whitman Elementary	57/68338-00-282	04/03/23	\$ 693,968	\$ -
San Diego Unified	San Diego	Walker Elementary	57/68338-00-283	04/03/23	\$ 693,968	\$ -
Los Angeles Unified	Los Angeles	Amestoy Elementary	57/64733-33-023	04/04/23	\$ 3,197,802	\$ -
San Diego Unified	San Diego	Sandburg Elementary	57/68338-00-284	04/04/23	\$ 817,380	\$ -
San Diego Unified	San Diego	Pacific Beach Elementary	57/68338-00-285	04/04/23	\$ 468,926	\$ -
Los Angeles Unified	Los Angeles	Canoga Park Senior High	57/64733-00-764	04/05/23	\$ 6,080,588	\$ -
San Diego Unified	San Diego	Wangenheim Middle	57/68338-00-286	04/05/23	\$ 6,446,535	\$ -
San Diego Unified	San Diego	Knox Middle	57/68338-00-287	04/05/23	\$ 5,656,867	\$ -
Los Angeles Unified	Los Angeles	Crenshaw Science, Technology, Engineering, Matl	57/64733-00-765	04/10/23	\$ 3,112,554	\$ -
Los Angeles Unified	Los Angeles	John Marshall Senior High	57/64733-12-011	04/10/23	\$ 3,677,823	\$ -
San Juan Unified	Sacramento	San Juan High	57/67447-00-086	04/10/23	\$ 1,741,614	\$ -
Anaheim Union High	Orange	Anaheim High	57/66431-01-004	04/11/23	\$ 6,467,598	\$ -
Los Angeles Unified	Los Angeles	Reseda Elementary	57/64733-00-766	04/12/23	\$ 573,961	\$ -
Los Angeles Unified	Los Angeles	West Hollywood Elementary	57/64733-00-767	04/12/23	\$ 3,127,116	\$ -
Los Angeles Unified	Los Angeles	Delevan Drive Elementary	57/64733-00-768	04/12/23	\$ 1,728,760	\$ -
Los Angeles Unified	Los Angeles	El Sereno Middle	57/64733-34-017	04/12/23	\$ 3,953,360	\$ -
Los Angeles Unified	Los Angeles	Verdugo Hills Senior High	57/64733-00-769	04/13/23	\$ 11,877,649	\$ -
Los Angeles Unified	Los Angeles	Glassell Park ES Science, Technology, Engineerin	57/64733-08-008	04/13/23	\$ 5,016,138	\$ -
Los Angeles Unified	Los Angeles	John A. Sutter Middle	57/64733-00-770	04/18/23	\$ 1,607,414	\$ -
Los Angeles Unified	Los Angeles	Thomas A. Edison Middle	57/64733-00-771	04/24/23	\$ 4,853,716	\$ -
Los Angeles Unified	Los Angeles	Franklin Avenue Elementary	57/64733-12-012	04/24/23	\$ 1,477,456	\$ -
Monterey Peninsula Unified	Monterey	Del Monte Elementary	57/66092-00-044	04/24/23	\$ 367,044	\$ -
Benicia Unified	Solano	Benicia Middle	57/70524-00-020	04/24/23	\$ 764,404	\$ -
Castro Valley Unified	Alameda	Marshall Elementary	57/61150-00-038	04/27/23	\$ 340,892	\$ -
San Juan Unified	Sacramento	Earl Legette Elementary	57/67447-00-087	04/27/23	\$ 4,322,499	\$ -
Arcadia Unified	Los Angeles	Holly Avenue Elementary	57/64261-00-010	04/28/23	\$ 6,062,517	\$ -
Encinitas Union Elementary	San Diego	Flora Vista Elementary	57/68080-00-005	04/28/23	\$ 1,409,714	\$ -
					\$ 2,141,656,734	\$ 29,277,254
					<b>\$ 2,170,933,988</b>	

**INFORMATION ITEM**

**FACILITY HARDSHIP/REHABILITATION APPROVALS WITHOUT FUNDING**

**As of April 26, 2023**

**FACILITY HARDSHIP/REHABILITATION APPROVALS WITHOUT FUNDING**

As of April 26, 2023 State Allocation Board

**FACILITY HARDSHIP**

<i>School District</i>	<i>County</i>	<i>Program</i>	<i>Application Number</i>	<i>School Site Name</i>	<i>SAB Approval Date</i>	<i>Funding Application Due Date</i>	<i>Estimated State Grant</i>
<b>Estimated Total Need (State Share)</b>							

**REHABILITATION**

<i>School District</i>	<i>County</i>	<i>Program</i>	<i>Application Number</i>	<i>School Site Name</i>	<i>SAB Approval Date</i>	<i>Funding Application Due Date</i>	<i>Estimated State Grant</i>
Del Norte Unified	Del Norte	Facility Hardship	58/61820-00-009	Crescent Elk Middle	8/25/2021	Not Applicable*	\$ 1,253,864
Del Norte Unified	Del Norte	Facility Hardship	58/61820-00-010	Joe Hamilton Elementary	11/28/2021	Not Applicable*	\$ 577,692
<b>Estimated Total Need (State Share)</b>							\$ 1,831,556

<b>Facility Hardship and Rehabilitation Estimated Total Need (State Share)</b>							\$ 1,831,556
--	--	--	--	--	--	--	--------------

\*These projects have received conceptual approval from the State Allocation Board. Districts are no longer subject to a timeline to submit a funding request corresponding to these projects, however conceptual approval does not reserve Bond Authority.



## **Section 1859.81. Financial Hardship.**

Except for Joint-Use Projects and Career Technical Education Facilities Projects, a district is eligible for financial hardship to fund all or a portion of its matching share requirement after demonstrating the requirements of (a), (c), and (d) below:

(a) The district is financially unable to provide all necessary matching funds for an eligible project. To determine this, an analysis shall be made of the district's financial records by the OPSC including data and records maintained by the CDE and the County Office of Education. The analysis shall consist of a review of the district's latest Independent Audit regarding funds available from all capital facility accounts, including, but not limited to, developer fees, funds generated from capital facility certificates of participation, federal grants, redevelopment funds, sale proceeds from surplus property, the appraised value of facilities approved for replacement pursuant to Section 1859.82, bond funds either encumbered, unencumbered or authorized but unsold, and savings from other SFP projects. All funds thus identified that have not been expended or encumbered by a contractual agreement for a specific capital outlay purpose prior to the initial request for financial hardship status shall be deemed available as a matching contribution.

After the initial request for financial hardship status is granted, no further encumbrances will be approved by the OPSC and all prospective revenue made available to the district's capital facility accounts shall be deemed available as matching contribution on the subsequent financial hardship review, with the exception of:

- (1) Approved interim housing expenditures.
- (2) Funding to pay for previously recognized multi-year encumbrances approved at the initial financial hardship approval.
- (3) Funding that is transferred into a Special Reserve Fund and is used for the express purpose of the Federal Renovation Program when the amount expended out of that fund does not exceed the maximum Federal Renovation Grant amount.
- (4) Funding that is transferred into a Special Reserve Fund and is used for the express purpose of the School Facilities Needs Assessment Grant Program or Emergency Repair Program when the amount expended out of that fund does not exceed the maximum grant amount apportioned.
- (5) Funding that is transferred into a Special Reserve Fund and is used for the express purpose of the Career Technical Education Facilities Program when the amount expended out of that fund does not exceed the applicant's share of the maximum grant amount apportioned.
- (6) Funding that is transferred into a Special Reserve Fund and used for the express purpose of the Overcrowding Relief Grant when the amount expended out of that fund does not exceed the amount of the site acquisition and design costs of the project and the district has submitted an approved Form SAB 50-11.
- (7) Funding that is used for the express purpose of reimbursing the State a proportionate share of financial hardship received when there has been a transfer of a special education program and title to the facility. In addition, the funding was used within five years of the title transfer.
- (8) Funding to pay for obtaining a structural report pursuant to Section 1859.82.2 for an approvable and funded seismic mitigation project.
- (9) All other capital facility funding for a period of three years when no subsequent financial hardship request is made during this period, with the exception of the funding identified in (6). The three-year period begins with the date of the most recent financial hardship new construction or modernization adjusted grant funding apportionment.

When Overcrowding Relief Grant funding is set aside pursuant to (6) and the School District has not submitted, or the OPSC has not accepted, a Form SAB 50-04 for an Overcrowding Relief Grant within three years from the date of deposit into the Special Reserve Fund, or the School District has not met the requirements in Sections 1859.90 or 1859.105, remaining funds plus interest accrued at the Pooled Money Investment Board rate at that time period shall be deemed available as matching contribution on a subsequent financial hardship project or be captured through an audit adjustment pursuant to Section 1859.106.

The financial hardship analysis is subject to approval by the Board.

(b) From the funds deemed available as a matching contribution, the district may retain \$19,776 per classroom in each enrollment reporting period for the cost to provide interim housing for the currently unhoused pupils of the district. The amount shown shall be adjusted annually in the manner prescribed in Section 1859.71. The number of classrooms needed for interim housing for the currently unhoused pupils shall be the sum of the positive numbers determined in (b)(7) as follows:

(1) Determine the current enrollment of the district by grade level as shown on the latest Form SAB 50-01.

(2) Determine the New Construction Grants apportioned by grade level for all SFP projects and LPP funded under the provisions of Sections 1859.12 or 1859.13 where the district has submitted Form SAB 50-06 indicating that the project is 100 percent complete.

(3) Subtract (b)(2) from (b)(1).

(4) Determine the number of classrooms by grade level reported in Part 1, Line 8 on Form SAB 50-02.

(5) Multiply the classrooms determined in (b)(4) by 25 for K-6, 27 for 7-12, 13 for Non-Severe and 9 for Severe.

(6) Subtract the product determined in (b)(5) from the difference determined in (b)(3) by grade level.

(7) Divide the difference by grade level determined in (b)(6) by 25 for K-6, 27 for 7-12, 13 for Non-Severe and 9 for Severe and round up to the nearest whole number.

From the funds deemed available as a matching contribution, the district may also retain \$19,776 per portable toilet unit in each reporting period for the cost to provide necessary interim toilet facilities for the currently unhoused pupils of the district. The amount shown shall be adjusted annually in the manner prescribed in Section 1859.71. The number of toilet facilities needed for interim housing shall be the sum of the positive numbers determined in (b)(7) divided by eight rounded up to the nearest whole number.

From the funds deemed available as a matching contribution, the district may also retain \$19,776 per classroom in each reporting period for the cost to provide necessary interim housing for the currently unhoused pupils displaced as a result of a SAB approved seismic mitigation project pursuant to Section 1859.82.2. The amount shown shall be adjusted annually in the manner prescribed in Section 1859.71. The number of classrooms needed for interim housing shall be the quotient of the displaced pupils by 25 for K-6, 27 for 7-12, 13 for Non-Severe and 9 for Severe and round up to the nearest whole number.

If the district's available funds, as determined by the OPSC analysis less costs for interim housing, is less than its matching share, the district will be deemed to have met the requirements of this Subsection.

(c) The district has made all reasonable efforts to fund its matching share of the project by demonstrating it is levying the developer fee justified under law or an alternative revenue source equal to or greater than the developer fee otherwise justified under law at the time of request for hardship and the district meets at least one of the following:

(1) The current outstanding bonded indebtedness of the district issued for the purpose of constructing school facilities in accordance with Education Code Section 17072.35 or 17074.25 as appropriate, at the time of request for financial hardship status, is at least 60 percent of the district's total bonding capacity. Outstanding bonded indebtedness includes that part of general obligation bonds, Mello-Roos Bonds, School Facility Improvement District Bonds and certificates of participation which the district is paying a debt service that was issued for capital outlay school facility purposes.

(2) The district had a successful registered voter bond election for at least the maximum amount allowed under Proposition 39 within the previous two years from the date of request for financial hardship status. The proceeds from the bond election that represent the maximum amount allowed under the provisions of Proposition 39 must be used to fund the district's matching share requirement for SFP project(s).

(3) It is a County Superintendent of Schools.

(4) The district's total bonding capacity at the time of the request for financial hardship status is \$5 million or less.

(5) Other evidence of reasonable effort as approved by the SAB.

If the district's request for financial hardship status is denied by the Board, the district may be deemed eligible for rental payments of \$2,000 per year per classroom under the Emergency School Classroom Law of 1979 for a two year period when relocatable classroom buildings are available and the district provides financial documentation that it is unable to afford the full rental amount and any other information satisfactory to the Board that the rental reduction is necessary. The number of classrooms eligible for the \$2,000 rental payments shall be the sum of the numbers determined in (c)(5)(B) as follows:

(A) Determine the number of pupils by grade level that the district requested a New Construction Grant on the Form SAB 50-04 that were denied financial hardship status.

(B) Divide the number by grade level determined in (c)(5)(A) by 25 for K-6, 27 for 7-12, 13 for Non-Severe and 9 for Severe and round up to the nearest whole number.

(d) The district has not signed a contract for acquisition or construction of classrooms that replace existing facility(ies), which were included in the determination of the district's new construction eligibility pursuant to Education Code Section 17071.75, in a locally funded project during the five-year period immediately preceding the district's application for financial hardship assistance. This restriction may be lifted if the Board finds that unforeseen and extenuating circumstances existed that required the district to use local funds to replace the facility(ies).

(e) If the district meets the financial hardship requirements in this Section, the amount of financial hardship is equal to the district's matching share less funds deemed available in (a).

(1) Once a district has been notified by OPSC that it meets the requirements of financial hardship in this Section, the district may file Form SAB 50-04 under the

provisions of financial hardship anytime within a period of 180 calendar days from the date of the OPSC notification.

(2) If the district does not submit Form SAB 50-04 under the provisions of financial hardship within 180 calendar days of the OPSC notification of approval of financial hardship status, the district must re-qualify for financial hardship status under the provisions of this Section by submittal of a new request for financial hardship status.

(3) If the project(s) has been included on an unfunded list for more than 180 calendar days, a review of the district's funds pursuant to (a) will be made to determine if additional district funds are available to fund the district's matching share of the project(s).

Financial hardship approval status by the OPSC for a separate design and/or site apportionment does not apply to any subsequent funding for the project(s).

(f) If the district submits Form SAB 50-04 within 180 calendar days of the OPSC notification of approval of financial hardship and the project(s) has been included on the "Unfunded List (Lack of AB 55 Loans)" for more than 180 calendar days as a result of the State of California's inability to provide interim financing from the Pooled Money Investment Account (AB 55 loans), the Board may suspend the unfunded review requirement as defined in Regulation Section 1859.81(e). Projects added to any other unfunded list shall be subject to the review detailed in Regulation Section 1859.81(e). Regulation Section 1859.81(f) shall become inoperative July 1, 2011.

(g) A project added to an unfunded list on or after July 1, 2011 will be subject to the review detailed in section (e)(3). For projects added to an unfunded list between February 25, 2009 and June 30, 2011, only the district's financial records on or after July 1, 2011 will be considered in calculating any adjustment to the district's matching share.

(h) On or after September 22, 2017, a district may submit a request for funding in advance of obtaining a determination of Financial Hardship.

(1) To be considered for Financial Hardship, the district must check the box on the Form SAB 50-04 requesting Financial Hardship pursuant to this subsection when submitting a request for funding.

(2) Prior to processing an application OPSC will notify the district in writing to submit the necessary documentation for a Financial Hardship analysis pursuant to (a), (b), (c) and (d). OPSC will not accept any documents for a Financial Hardship analysis in advance of the notification. Failure to submit the requested documentation within 60 calendar days of OPSC's notification will result in either a. or b.:

a. District may amend their Form SAB 50-04 to exclude the request for Financial Hardship determination.

b. OPSC will return the request for funding and related materials to the district.

(3) Upon notification of Financial Hardship approval, any Form SAB 50-04 processed within 180 calendar days of the approval date will be included in the approval.

(4) For any Form SAB 50-04 processed more than 180 calendar days after the date of the Financial Hardship approval the district shall re-qualify for Financial Hardship status.

Note: Authority cited: Sections 17070.35, 17075.15, 17078.72 and 17592.73, Education Code.

Reference: Sections 17071.75, 17075.10, 17075.15, and 17079.20, Education Code.