

State Allocation Board Meeting Notice and Agenda



Lisa Silverman, Executive Officer
Office of Public School Construction
707 3rd Street, 6th Floor
West Sacramento, CA 95605

Public Meeting
Wednesday, June 24, 2020
Department of General Services
Ziggurat Building
707 3rd Street, 6th Floor, Conference Room 6-300*
West Sacramento, CA 95605
4:00 p.m.*

Pursuant to Governor Newsom's Executive Order N-25-20, issued March 12, 2020, the upcoming meeting of the State Allocation Board will be conducted by way of teleconferencing. The physical, publicly-accessible teleconference location from which members of the public may observe and offer public comment is reflected above.

Additionally, interested persons may observe the meeting by going to Zoom Meeting at:

Join Zoom Meeting

<https://zoom.us/j/91047521760?pwd=bWl3TjFtU2xXSklVOR2JtWDJzS0o1UT09>

Meeting ID: 910 4752 1760
Password: 587567

One tap mobile

+16699006833,,91047521760#,,1#,587567# US (San Jose)

+12532158782,,91047521760#,,1#,587567# US (Tacoma)

Dial by your location

+1 669 900 6833 US (San Jose)

+1 253 215 8782 US (Tacoma)

+1 346 248 7799 US (Houston)

+1 301 715 8592 US (Germantown)

+1 312 626 6799 US (Chicago)

+1 929 205 6099 US (New York)

Meeting ID: 910 4752 1760

Password: 587567

General Information

(916) 376-1771

For further information, please contact your Project Manager.

*Meeting location and time subject to change.

Individuals who need auxiliary aids for effective participation are invited to make their requests and preferences known to Ms. Lisa Jones at (916) 376-1753 five days prior to the meeting.

A copy of the 10-Day Notice can be found on [OPSC's website](#).

June 24, 2020 Agenda

<u>SUBJECT</u>	<u>PRESENTER</u>	<u>PAGE</u>
Call Meeting to Order	Chair	
Roll Call	Secretary	
Table of Contents		i - ii
Alphabetical Listing		iii - iv
Minutes of May 27, 2020		1 - 7
Executive Officer Statement		8 - 9
 <u>CONSENT AGENDA</u>		
 <u>SCHOOL FACILITY PROGRAM</u>		
Resolution		10
Eligibility Approvals		11 - 24
Unfunded Approvals (Lack of AB 55 Loans)		25 - 59
Amended Unfunded Approval		60
Closeouts		61 - 69
Substantial Progress Reduction to Costs Incurred		70 - 71
Facility Hardship/Rehabilitation Program		72 - 91
 <u>FULL-DAY KINDERGARTEN FACILITIES GRANT PROGRAM</u>		
Resolution		92
Amended Funding Approvals		93 -116

NEXT MONTHLY STATE ALLOCATION BOARD MEETING – AUGUST 26, 2020

June 24, 2020 Agenda

<u>SUBJECT</u>	<u>PAGE</u>
<u>FINANCIAL REPORTS</u>	117 – 138
<u>APPEAL ITEMS</u>	
DEHESA/SAN DIEGO 50/68049-00-001 To present the District's request to approve a new construction application for funding based on an enrollment period that differs from the enrollment period in which the application was processed.	139 – 151
<u>REPORTS, DISCUSSION AND INFORMATION ITEMS</u>	
State Allocation Board Three-Month Projected Workload	152 – 153
Dates for 2020 State Allocation Board Meetings	154
School Facility Program Unfunded List (Regulation Section 1859.95)	155 – 158
School Facility Program Workload List	159 – 185
Full-Day Kindergarten Facilities Grant Program Workload List	186 – 192
School Facility Program Acknowledged List (Reg. Section 1859.95.1)	193 – 206
Facility Hardship/Rehabilitation Approvals Without Funding	207 – 208
Financial Hardship Regulation Section 1859.81	209 – 212

June 24, 2020

Alphabetical Listing

School District	County	Category	Page No.
ALBANY UNIFIED	ALAMEDA	SFP-Modernization	Consent 72*
ALISAL UNION	MONTEREY	SFP-New Construction	Consent 13
ALISAL UNION	MONTEREY	Full-Day Kinder	Consent 93
ALTA VISTA ELEMENTARY	TULARE	Full-Day Kinder	Consent 96
AZUSA UNIFIED	LOS ANGELES	SFP-Modernization	Consent 13
AZUSA UNIFIED	LOS ANGELES	SFP-Modernization	Consent 25*
BAKERSFIELD CITY ELEM.	KERN	SFP-New Construction	Consent 13
BAKERSFIELD CITY ELEM.	KERN	SFP-New Construction	Consent 25*
BAKERSFIELD CITY ELEM.	KERN	SFP-New Construction	Consent 25*
BAKERSFIELD CITY ELEM.	KERN	SFP-New Construction	Consent 25*
BAKERSFIELD CITY ELEM.	KERN	Full-Day Kinder	Consent 99
BURBANK UNIFIED	LOS ANGELES	SFP-New Construction	Consent 13
BURBANK UNIFIED	LOS ANGELES	SFP-New Construction	Consent 25*
CAMPBELL UNION HIGH	SANTA CLARA	SFP-Career Tech	Consent 70
CHAWANAKEE UNIFIED	MADERA	SFP-New Construction	Consent 25*
CONTRA COSTA CO. OFC. OF EDUCATION	CONTRA COSTA	SFP-New Construction	Consent 61
CONTRA COSTA CO. OFC. OF EDUCATION	CONTRA COSTA	SFP-Modernization	Consent 67
CORCORAN JOINT UNIFIED	KINGS	SFP-New Construction	Consent 13
CUTLER-OROSI JOINT UNIFIED	TULARE	SFP-New Construction	Consent 13
CUTLER-OROSI JOINT UNIFIED	TULARE	SFP-New Construction	Consent 25*
DEL NORTE COUNTY UNIFIED	DEL NORTE	SFP-Modernization	Consent 77*
DOWNEY UNIFIED	LOS ANGELES	SFP-Modernization	Consent 13
DUBLIN UNIFIED	ALAMEDA	SFP-New Construction	Consent 60*
EDISON ELEMENTARY	KERN	SFP-New Construction	Consent 13
ESCONDIDO UNION ELEM.	SAN DIEGO	SFP-Modernization	Consent 11
GILROY UNIFIED	SANTA CLARA	SFP-Career Tech	Consent 69
GREENFIELD UNION ELEM.	MONTEREY	SFP-New Construction	Consent 13
IRVINE UNIFIED	ORANGE	SFP-New Construction	Consent 13
IRVINE UNIFIED	ORANGE	SFP-New Construction	Consent 25*
IRVINE UNIFIED	ORANGE	SFP-New Construction	Consent 25*
IRVINE UNIFIED	ORANGE	SFP-Modernization	Consent 25*
ISLAND UNION ELEMENTARY	KINGS	SFP-Modernization	Consent 82*
LINDSAY UNIFIED	TULARE	Full-Day Kinder	Consent 102
LOS ANGELES UNIFIED	LOS ANGELES	SFP-ORG	Consent 65*
LOS ANGELES UNIFIED	LOS ANGELES	SFP-Modernization	Consent 13
LOS ANGELES UNIFIED	LOS ANGELES	SFP-Modernization	Consent 25*
LOS ANGELES UNIFIED	LOS ANGELES	SFP-Modernization	Consent 25*
LOS ANGELES UNIFIED	LOS ANGELES	SFP-Modernization	Consent 25*
LOS ANGELES UNIFIED	LOS ANGELES	SFP-Modernization	Consent 13
LOS ANGELES UNIFIED	LOS ANGELES	SFP-Modernization	Consent 25*
MAPLE ELEMENTARY	KERN	SFP-New Construction	Consent 13
MAPLE ELEMENTARY	KERN	SFP-New Construction	Consent 25*
MARTINEZ UNIFIED	CONTRA COSTA	SFP-New Construction	Consent 13
MARTINEZ UNIFIED	CONTRA COSTA	SFP-New Construction	Consent 25*

June 24, 2020

Alphabetical Listing

School District	County	Category	Page No.
NATOMAS UNIFIED	SACRAMENTO	SFP-New Construction	Consent 25*
PANAMA-BUENA VISTA UNION	KERN	SFP-New Construction	Consent 13
PIXLEY UNION ELEMENTARY	TULARE	Full-Day Kinder	Consent 105
PLACENTIA-YORBA LINDA UNIFIED	ORANGE	SFP-Modernization	Consent 13
PORTERVILLE UNIFIED	TULARE	SFP-New Construction	Consent 13
PORTERVILLE UNIFIED	TULARE	SFP-New Construction	Consent 25*
PORTERVILLE UNIFIED	TULARE	SFP-Modernization	Consent 13
PORTERVILLE UNIFIED	TULARE	SFP-Modernization	Consent 25*
PORTERVILLE UNIFIED	TULARE	SFP-Modernization	Consent 25*
RICHGROVE ELEMENTARY	TULARE	Full-Day Kinder	Consent 108
RINCON VALLEY UNION ELEM.	SONOMA	SFP-Modernization	Consent 13
RINCON VALLEY UNION ELEM.	SONOMA	SFP-Modernization	Consent 25*
SACRAMENTO CITY UNIFIED	SACRAMENTO	SFP-New Construction	Consent 13
SACRAMENTO CITY UNIFIED	SACRAMENTO	SFP-New Construction	Consent 25*
SACRAMENTO CITY UNIFIED	SACRAMENTO	SFP-Modernization	Consent 25*
SAN RAMON VALLEY UNIFIED	CONTRA COSTA	SFP-Modernization	Consent 13
SANGER UNIFIED	FRESNO	SFP-New Construction	Consent 13
SANGER UNIFIED	FRESNO	SFP-New Construction	Consent 25*
SANGER UNIFIED	FRESNO	SFP-New Construction	Consent 25*
SANTA MONICA-MALIBU UNIF.	LOS ANGELES	SFP-New Construction	Consent 87*
SANTA ROSA ELEMENTARY	SONOMA	SFP-Charter Schools	Consent 63
SOLANO CO. OFC. OF ED.	SOLANO	SFP-New Construction	Consent 70
SOLANO CO. OFC. OF ED.	SOLANO	SFP-Modernization	Consent 70
SOLANO CO. OFC. OF ED.	SOLANO	SFP-Modernization	Consent 70
SOLANO CO. OFC. OF ED.	SOLANO	SFP-Modernization	Consent 70
STANDARD ELEMENTARY	KERN	Full-Day Kinder	Consent 111
SUNNYSIDE UNION ELEM.	TULARE	SFP-Modernization	Consent 13
SWEETWATER UNION HIGH	SAN DIEGO	SFP-Modernization	Consent 25*
SWEETWATER UNION HIGH	SAN DIEGO	SFP-Modernization	Consent 25*
TORRANCE UNIFIED	LOS ANGELES	SFP-Modernization	Consent 13
TORRANCE UNIFIED	LOS ANGELES	SFP-Modernization	Consent 25*
TRAVER JOINT ELEMENTARY	TULARE	Full-Day Kinder	Consent 114
TWIN RIVERS UNIFIED	SACRAMENTO	SFP-Modernization	Consent 13
TWIN RIVERS UNIFIED	SACRAMENTO	SFP-Modernization	Consent 25*
TWIN RIVERS UNIFIED	SACRAMENTO	SFP-Modernization	Consent 25*
VICTOR ELEMENTARY	SAN BERNARDINO	SFP-Modernization	Consent 11
VICTOR ELEMENTARY	SAN BERNARDINO	SFP-Modernization	Consent 25*
WASHINGTON UNIFIED	FRESNO	SFP-Modernization	Consent 13
WASHINGTON UNIFIED	FRESNO	SFP-Modernization	Consent 25*
WEAVER UNION ELEMENTARY	MERCED	SFP-New Construction	Consent 13
WEAVER UNION ELEMENTARY	MERCED	SFP-Modernization	Consent 13
YREKA UNION HIGH	SISKIYOU	SFP-Modernization	Consent 13

MINUTES

State Allocation Board

May 27, 2020

Upon notice duly given, the meeting of the State Allocation Board (SAB) was held at the Department of General Services, Ziggurat Building, located at 707 3rd Street, 8th Floor, Room 8-100, in West Sacramento, California on May 27, 2020 at 4:00 p.m.

Ms. Gayle Miller, the SAB Chair, announced that pursuant to Governor Newsom's Executive Order N-25-20, issued March 12, 2020, this meeting would be conducted by way of teleconference/Zoom meeting. The meeting was physically webcast from Room 8-100 in the Ziggurat Building in West Sacramento for anyone that would have liked to provide public comment in person.

Members of the SAB were present in order to establish a quorum for the meeting as follows:

- Gayle Miller, Chief Deputy Director, Policy, Department of Finance, designated representative for Keely Bosler, Director, Department of Finance
- Daniel Kim, Director, Department of General Services
- Juan Mireles, Director, School Facilities and Transportation Services Division, California Department of Education (CDE), designated representative for Tony Thurmond, Superintendent of Public Instruction
- Senator Scott Wilk
- Senator Connie Leyva
- Assembly Member Patrick O'Donnell
- Assembly Member Jordan Cunningham
- Assembly Member Autumn Burke

Member of the SAB absent was as follows:

- Senator Richard Roth
- Vacant, Governor's appointee

Representative of the SAB was as follows:

- Lisa Silverman, Executive Officer

Representatives of the Department of General Services, Office of Public School Construction (OPSC), were as follows:

- Lisa Silverman, Executive Officer
- Barbara Kampmeiner, Deputy Executive Officer

Representative of the Department of General Services, Office of Legal Services, was as follows:

- Tom Patton, Assistant Chief Counsel

With a quorum present, Ms. Miller, Chair, called the meeting to order at 4:05 p.m.

PRIOR MINUTES

A motion was made, and seconded, to approve the April 22, 2020 Meeting Minutes. The Chair called for a roll-call vote and the motion carried per the following votes:

MEMBER	AYE	NAY	ABSTAIN	ABSENT
Senator Wilk	X			
Senator Leyva	X			
Senator Roth				X
Assembly Member O'Donnell	X			
Assembly Member Cunningham	X			
Assembly Member Burke	X			
Juan Mireles	X			
VACANT				
Daniel Kim	X			
Gayle Miller	X			
Total	8			1

Motion:

Carried X

Failed

EXECUTIVE OFFICER'S STATEMENT

The Executive Officer informed the SAB of the following:

Priority Funding Apportionments

The Priority Funding Apportionments Action Item in the Agenda reflected \$811.7 million in priority funding apportionments for 266 projects representing 127 applicants. Applicants are required to submit a *Fund Release Authorization* (Form SAB 50-05) by the close of business on Tuesday, August 25, 2020 to OPSC in order to request the release of those funds.

Time Extension Requests

An online extension request form for school districts that are unable to meet OPSC's response deadlines has been made available at <https://tinyurl.com/ufrq6wm>. OPSC reviews the request and if approved sends the approval to the District's District Representative. As of the May 12, 2020, 67 requests were received and approved.

Current Priority Funding Filing Round is Open

As of May 13, 2020, the Priority Funding filing period began and closes on August 28, 2020. These requests will be valid from July 1, 2020 through December 31, 2020. All projects receiving an Unfunded Approval through the August 26, 2020 SAB meeting are eligible to submit a request. Projects on the OPSC Workload List cannot make this request and, if submitted, will be returned to the district.

Next SAB Meeting

The SAB and stakeholders were reminded that the next SAB meeting scheduled would be Wednesday, June 24, 2020 at 4:00 p.m. via Zoom.

CONSENT ITEMS

A motion was made, and seconded, to approve the Consent calendar as presented. The Chair called for a roll-call vote and the motion carried per the following votes:

MEMBER	AYE	NAY	ABSTAIN	ABSENT
Senator Wilk	X			
Senator Leyva	X			
Senator Roth				X
Assembly Member O'Donnell	X			
Assembly Member Cunningham	X			
Assembly Member Burke	X			
Juan Mireles	X			
VACANT				
Daniel Kim	X			
Gayle Miller	X			
Total	8			1

Motion:

Carried X
 Failed

FINANCIAL REPORTS

The SAB accepted the Financial Reports as presented.

APPEAL ITEMS

Lompoc Unified/Santa Barbara 70/69229-00-001

A motion was made, and seconded, to approve the District's request, which was to receive Financial Hardship status based upon "other evidence of reasonable effort as approved by the State Allocation Board." The Chair called for a roll-call vote and the motion failed per the following votes:

MEMBER	AYE	NAY	ABSTAIN	ABSENT
Senator Wilk	X			
Senator Leyva		X		
Senator Roth				X
Assembly Member O'Donnell		X		
Assembly Member Cunningham	X			
Assembly Member Burke	X			
Juan Mireles		X		
VACANT				
Daniel Kim		X		
Gayle Miller		X		
Total	3	5		1

Motion:

Carried
 Failed X

APPEAL ITEMS (cont.)

Lompoc Unified/Santa Barbara 70/69229-00-001 (cont.)

Pursuant to the Rules and Procedures of the State Allocation Board, “Staff is providing the following options for the Board’s consideration. A positive vote by six members is required for the Board to take action that is an alternative to Staff’s administrative action. Absent a positive vote by six members of the Board, Staff’s administrative action will stand and the school district’s appeal will be considered closed.

Porterville Unified/Tulare 50/75523-00-007

A motion was made, and seconded, to approve the District’s request for the use of pupil grant eligibility based on the current 2019/2020 enrollment period for the New Construction funding application at Belleview Elementary School. The Chair called for a roll-call vote and the motion carried per the following votes:

MEMBER	AYE	NAY	ABSTAIN	ABSENT
Senator Wilk	X			
Senator Leyva	X			
Senator Roth				X
Assembly Member O’Donnell	X			
Assembly Member Cunningham	X			
Assembly Member Burke	X			
Juan Mireles	X			
VACANT				
Daniel Kim	X			
Gayle Miller	X			
Total	8			1

Motion:

Carried X

Failed

A funding item for the new construction project will be presented at a future SAB meeting.

ACTION ITEMS

Priority Funding School Construction Apportionments

A motion was made, and seconded, to approve the staff’s recommendations, which was to 1) approve the Apportionments for the projects as shown on Attachment B in the amount of \$811.7 million; and 2) declare that all applications receiving Apportionments are subject to the new construction grant adjustment pursuant to Education Code Section 17072.11(b) and are not considered full and final until the SAB has made the adjustment. The Chair called for a roll-call vote and the motion carried per the following votes:

ACTION ITEMS (cont).

Priority Funding School Construction Apportionments (cont.)

MEMBER	AYE	NAY	ABSTAIN	ABSENT
Senator Wilk	X			
Senator Leyva	X			
Senator Roth				X
Assembly Member O'Donnell	X			
Assembly Member Cunningham			X	
Assembly Member Burke	X			
Juan Mireles	X			
VACANT				
Daniel Kim	X			
Gayle Miller	X			
Total	7		1	1

Motion:

Carried X
 Failed

Proposed Amendments to the School Facility Program for the Facility Hardship Program and Seismic Mitigation Program

A motion was made, and seconded, to approve the staff's recommendations, which were to 1) adopt the regulation amendments as shown on Attachments A1 through A3; and 2) authorize the Executive Officer to file the proposed regulations with the Office of Administrative Law on an emergency basis and make the regulations permanent. The Chair called for a roll-call vote and the motion carried per the following votes:

MEMBER	AYE	NAY	ABSTAIN	ABSENT
Senator Wilk	X			
Senator Leyva	X			
Senator Roth				X
Assembly Member O'Donnell	X			
Assembly Member Cunningham	X			
Assembly Member Burke	X			
Juan Mireles	X			
VACANT				
Daniel Kim	X			
Gayle Miller	X			
Total	8			1

Motion:

Carried X
 Failed

REPORTS, DISCUSSION, AND INFORMATION ITEMS

The SAB acknowledged the following reports:

- ***State Allocation Board Three-Month Projected Workload***
- ***State Allocation Board Meeting Dates for the 2020 Calendar Year***
- ***School Facility Program Unfunded List as of April 22, 2020***
- ***School Facility Program Workload List of Applications Received Through April 30, 2020***
- ***Full-Day Kindergarten Facilities Grant Program Workload List as of April 30, 2020***
- ***School Facility Program Applications Received Beyond Bond Authority List as of April 30, 2020***
- ***Facility Hardship/Rehabilitation Approvals Without Funding as of April 22, 2020***

ADJOURNMENT

There being no further business to come before the SAB, the Chair adjourned the meeting at 4:57 p.m.

A handwritten signature in black ink, appearing to read "Juan J. Silverman". The signature is written in a cursive, flowing style.

ATTACHMENT A
Approved Consent Items on 05/27/2020

Program	Application Number	District	County
ERP	61/64733-00-4012	LOS ANGELES UNIFIED	LOS ANGELES
ERP	61/70912-00-037	SANTA ROSA ELEMENTARY	SONOMA
SFP - Career Tech	55/69807-00-002	SAN LORENZO VALLEY UNIFIED	SANTA CRUZ
SFP - Career Tech	55/69807-00-003	SAN LORENZO VALLEY UNIFIED	SANTA CRUZ
SFP - Modernization	57/75598-00-003	CARUTHERS UNIFIED	FRESNO
SFP - Modernization	57/71043-00-000	CERES UNIFIED	STANISLAUS
SFP - Modernization	57/67652-00-004	CHAFFEY JOINT UNION HIGH	SAN BERNARDINO
SFP - Modernization	57/67652-00-000	CHAFFEY JOINT UNION HIGH	SAN BERNARDINO
SFP - Modernization	57/67652-00-005	CHAFFEY JOINT UNION HIGH	SAN BERNARDINO
SFP - Modernization	58/61820-00-008	DEL NORTE COUNTY UNIFIED	DEL NORTE
SFP - Modernization	57/68098-00-000	ESCONDIDO UNION ELEMENTARY	SAN DIEGO
SFP - Modernization	57/75515-00-000	EUREKA CITY SCHOOLS	HUMBOLDT
SFP - Modernization	57/73650-00-000	IRVINE UNIFIED	ORANGE
SFP - Modernization	57/73650-00-023	IRVINE UNIFIED	ORANGE
SFP - Modernization	57/73650-00-022	IRVINE UNIFIED	ORANGE
SFP - Modernization	57/63529-00-011	KERN HIGH	KERN
SFP - Modernization	57/64733-00-000	LOS ANGELES UNIFIED	LOS ANGELES
SFP - Modernization	57/64733-00-623	LOS ANGELES UNIFIED	LOS ANGELES
SFP - Modernization	57/65771-00-000	MERCED CITY ELEMENTARY	MERCED
SFP - Modernization	57/69641-00-000	PALO ALTO UNIFIED	SANTA CLARA
SFP - Modernization	57/66647-00-000	PLACENTIA-YORBA LINDA UNIFIED	ORANGE
SFP - Modernization	57/66894-00-000	PLACER UNION HIGH	PLACER
SFP - Modernization	58/64170-00-001	RICHMOND ELEMENTARY	LASSEN
SFP - Modernization	57/64931-00-000	ROSEMAD ELEMENTARY	LOS ANGELES
SFP - Modernization	57/67538-00-004	SAN BENITO HIGH	SAN BENITO
SFP - Modernization	57/61804-00-000	SAN RAMON VALLEY UNIFIED	CONTRA COSTA
SFP - Modernization	57/65060-00-000	TORRANCE UNIFIED	LOS ANGELES
SFP - Modernization	57/65060-00-040	TORRANCE UNIFIED	LOS ANGELES
SFP - Modernization	57/65060-00-039	TORRANCE UNIFIED	LOS ANGELES
SFP - Modernization	57/65060-00-044	TORRANCE UNIFIED	LOS ANGELES
SFP - Modernization	57/65060-00-041	TORRANCE UNIFIED	LOS ANGELES
SFP - Modernization	57/65060-00-043	TORRANCE UNIFIED	LOS ANGELES
SFP - Modernization	57/65060-00-038	TORRANCE UNIFIED	LOS ANGELES
SFP - Modernization	57/76505-00-000	TWIN RIVERS UNIFIED	SACRAMENTO
SFP - New Construction	50/61119-01-000	ALAMEDA CITY UNIFIED	ALAMEDA
SFP - New Construction	50/61119-01-002	ALAMEDA CITY UNIFIED	ALAMEDA
SFP - New Construction	50/71472-00-000	ANTELOPE ELEMENTARY	TEHAMA
SFP - New Construction	50/67652-00-000	CHAFFEY JOINT UNION HIGH	SAN BERNARDINO
SFP - New Construction	50/75093-00-012	DUBLIN UNIFIED	ALAMEDA
SFP - New Construction	50/61176-00-010	FREMONT UNIFIED	ALAMEDA
SFP - New Construction	50/61176-00-009	FREMONT UNIFIED	ALAMEDA
SFP - New Construction	50/75044-00-035	HESPERIA UNIFIED	SAN BERNARDINO
SFP - New Construction	50/75044-00-000	HESPERIA UNIFIED	SAN BERNARDINO
SFP - New Construction	50/73650-00-000	IRVINE UNIFIED	ORANGE
SFP - New Construction	50/73650-00-031	IRVINE UNIFIED	ORANGE
SFP - New Construction	50/67090-00-014	JURUPA UNIFIED	RIVERSIDE
SFP - New Construction	50/63180-00-004	MCCABE UNION ELEMENTARY	IMPERIAL
SFP - New Construction	50/75200-00-024	MURRIETA VALLEY UNIFIED	RIVERSIDE
SFP - New Construction	50/75200-00-000	MURRIETA VALLEY UNIFIED	RIVERSIDE
SFP - New Construction	50/72538-00-013	OXNARD ELEMENTARY	VENTURA
SFP - New Construction	50/72538-00-000	OXNARD ELEMENTARY	VENTURA
SFP - New Construction	50/67173-00-014	PALM SPRINGS UNIFIED	RIVERSIDE
SFP - New Construction	50/66951-00-000	WESTERN PLACER UNIFIED	PLACER
SFP - New Construction	50/65136-00-014	WILLIAM S. HART UNION HIGH	LOS ANGELES
Unused Sites	92/66803-00-000	DRY CREEK JOINT ELEMENTARY	PLACER
Unused Sites	92/66886-00-000	PLACER HILLS UNION ELEMENTARY	PLACER

EXECUTIVE OFFICER STATEMENT
State Allocation Board Meeting, June 24, 2020

MAY 2020 PRIORITY FUNDING APPORTIONMENTS

As a result of cash proceeds that became available from the General Obligation Bond Sale that took place in March and April 2020, the State Allocation Board (SAB) approved funding apportionments for \$811.7 million for 266 projects from 127 school districts that participated in the eighteenth priority funding filing round at the May 27, 2020 meeting.

Districts that receive a Priority Funding Apportionment are required to submit a valid *Fund Release Authorization* (Form SAB 50-05) by the end of **Tuesday, August 25, 2020** to the Office of Public School Construction (OPSC). The Form SAB 50-05 and supporting documentation may be emailed to OPSCApplicationReviewTeam@dgs.ca.gov.

For Career Technical Education Facilities Program projects that were approved as a reservation of funds, the school districts have 12 months from the Apportionment date to submit the required California Department of Education and/or Division of the State Architect approvals to OPSC, which is May 27, 2021. If an applicant does not submit the required approvals the project will be rescinded without further Board action. Once the required documents are submitted, the applicant has 90 days to submit a valid Form SAB 50-05 to OPSC.

As of June 5, 2020, OPSC received 118 of the required 252 Forms SAB 50-05 for a total of \$134.98 million. Out of the 118 projects, we've released funds for 11 of them in the amount of \$25.8 million. In addition, OPSC released funds for 14 projects in the amount of \$11.5 million that did not require a Form SAB 50-05.

If a required applicant does not submit a valid fund release request by the end of Tuesday, **August 25, 2020**, the project will be given a non-participation occurrence and will receive a new Unfunded Approval date of August 25, 2020. If a second non-participation occurrence is received, the project will be rescinded without further action by the Board.

TIME EXTENSION REQUESTS ARE BEING ACCEPTED

An online extension request form is available for school districts that are unable to meet OPSC's response deadlines. OPSC will review the request and, if approved, will send an approval of the request to the District Representative. As of June 9, 2020, we have received 112 requests. Of those requests, 109 have been approved, 2 were denied and one is pending further review. In addition, 31 of the 109 have been closed as staff has received the documents for which the extensions were requested.

The Online Extension Request Form Link can be found at:
<https://tinyurl.com/ufrq6wm>

CURRENT PRIORITY FUNDING FILING ROUND IS STILL OPEN

OPSC would like to remind everyone that the 19th Priority of Funding filing period is still open and will **close on August 28, 2020**. Staff is accepting Priority funding requests with electronic signatures via email. All requests must be received by OPSC before the close of business on **August 28, 2020** and will be valid from July 1, 2020 through December 31, 2020.

All projects receiving an Unfunded Approval through the August 2020 State Allocation Board (SAB) meeting will be eligible to submit a request. Projects on the OPSC Workload List *cannot make this request*. Any priority funding requests received for projects on OPSC Workload List will be returned to the district.

NEXT STATE ALLOCATION BOARD MEETING

The next meeting is scheduled for Wednesday, August 26, 2020 at 4:00 p.m. via Zoom.

State of California
State Allocation Board
School Facility Program

This Resolution of the State Allocation Board (hereafter referred to as the "Board") is applicable to the appropriate sections of the Education Code and is described and filed in the office of the Executive Officer and will be made available to all interested parties as the Resolution pertains to the documents attached hereto. Said documents were acted upon by the Board at its meeting on June 24, 2020.

WHEREAS, the Board has previously approved or determined to be approvable a number of projects for construction or modernization eligibility of facilities for school districts and is making apportionments and/or unfunded approvals for the grant amounts for projects that meet the Board's criteria for the apportionment of grants pursuant to Education Code Sections 17072.10, 17078.52, 17078.70, 17079 or 17074.10 or Board Regulations 1859.81.1 or 1859.83;

WHEREAS, Treasury Regulations Section 1.150-2 require the State (on whose behalf the Board is acting) to declare its reasonable intent to provide grant funding to school districts, in accordance with Board policy and law, for costs of the projects with proceeds of State bonds;

NOW THEREFORE, BE IT RESOLVED:

1. This Resolution is adopted by the Board for the purposes of establishing compliance with Treasury Regulations Section 1.150-2, and this Resolution does not bind the Board to make any additional apportionment, or bind the State to incur any indebtedness.
2. The Board anticipates that some or all of the school districts listed on the list of "Projects" referred to in this Resolution will pay certain capital expenditures in connection with some or all of the project costs prior to the issuance of bonds by the State to pay for the grants for the projects. The reimbursement of such costs is consistent with the State's budgetary and financial circumstances, and in accordance with Board policy, as no other funds or accounts of the State have been budgeted or are available to pay the costs of the projects on either a short-term or a long-term basis.
3. The Board, acting on behalf of the State, hereby declares that it is the State's official intent to use proceeds of general obligation bonds that may become available for such purpose, consistent with the requirements of law that are in effect at the time the funds are available, to provide grants in accordance with applicable laws and regulations.
4. This Resolution shall be continuously available for inspection by the general public during normal business hours at the offices of the Board at 707 3rd Street, West Sacramento, California, commencing within one week after the date of enactment of this Resolution.
5. Any eligibility determination does not constitute a commitment of future funding by the Board.

I, the undersigned, duly authorized as the Executive Officer of the State Allocation Board, do hereby certify the foregoing to be true and correct, and that this Resolution was adopted at a meeting of said Board on June 24, 2020 at Sacramento, California.



Lisa Silverman
Executive Officer
State Allocation Board

SCHOOL FACILITY PROGRAM

PURPOSE OF REPORT

To present the Districts' requests for School Facility Program (SFP) eligibility approval.

DESCRIPTION

The school districts shown in the following sections have complied with State Allocation Board (Board) regulations regarding new construction or modernization eligibility determinations for the projects listed.

RECOMMENDATIONS

Approve the eligibility determinations for the districts/projects shown on the Attachment.

Provide that this approval of eligibility determination for the districts/projects listed does not constitute a commitment for future funding by the Board.

For purposes of any application for funding, provide that the district must comply with all requirements of law and regulations pertaining to the SFP.

ELIGIBILITY APPROVALS MODERNIZATION

<u>District</u>	<u>School Name</u>	<u>County</u>	<u>Application Number</u> <u>57/</u>	<u>Justification Document</u> <u>Date</u>	<u>Site Baseline Eligibility</u> <u>K-6</u>	<u>Site Baseline Eligibility</u> <u>7-8</u>	<u>Site Baseline Eligibility</u> <u>9-12</u>	<u>Site Baseline Eligibility</u> <u>Non Severe</u>	<u>Site Baseline Eligibility</u> <u>Severe</u>
Escondido Union Elementary	Quantum Academy	San Diego	68098-00-00	6/7/2017	168	57	0	0	0
Victor Elementary	Mojave Vista Elementary	San Bernardino	67918-00-00	10/4/2017	450	0	0	13	0

SCHOOL FACILITY PROGRAM

PURPOSE OF REPORT

To adjust the baseline eligibility for new construction and modernization projects under the Leroy F. Greene School Facilities Act of 1998.

DESCRIPTION

The districts listed on Attachment A have received eligibility approval for new construction. There has been a change in their baseline in accordance with the California Code of Regulations relating to the Leroy F. Greene School Facilities Act of 1998, Section 1859.51.

The districts listed on Attachment B have received eligibility approval for modernization. There has been a change in their baseline in accordance with the California Code of Regulations relating to the Leroy F. Greene School Facilities Act of 1998, Section 1859.61.

RECOMMENDATIONS

1. Approve an adjustment to the new construction eligibility baseline determination as shown on Attachment A.
2. Approve an adjustment to the modernization eligibility baseline determination as shown on Attachment B.
3. Provide that this approval of adjusted eligibility determination does not constitute a commitment for future funding by the State Allocation Board.

KEY TO ADJUSTMENTS

NEW CONSTRUCTION ONLY

- (a) Reduced by the number of pupils provided grants in a new construction School Facility Program (SFP) project and by the number of pupils that received a Preliminary Apportionment pursuant to Section 1859.140 or a Preliminary Charter School Apportionment pursuant to Regulation Section 1859.162.2.
- (b) Reduced by the number of pupils housed, based on the loading standards pursuant to Ed. Code Section 17071.25(a)(2)(A), in a new construction LPP project funded under the provisions of the LPP pursuant to Regulation Section 1859.12 or 1859.13.
- (c) Reduced by the number of pupils housed in additional classrooms constructed or purchased based on the loading standards, pursuant to Ed. Code Section 17071.25(a)(2)(A), in a modernization SFP project.
- (d) Adjusted as a result of audit findings made pursuant to Regulation Sections 1859.90 and 1859.105.
- (e) Increased/decreased by changes in projected enrollment in subsequent enrollment reporting years, except as provided in (j) below.
- (f) Adjusted as a result of errors or omissions by the district or by the Office of Public School Construction (OPSC).
- (g) Adjusted as result of amendments to the SFP Regulations that affect the eligibility.
- (h) Increased by the number of pupils eligible for grants pursuant to Regulation Section 1859.82(a).
- (i) Reduced by the number of pupils housed in classrooms provided after the baseline eligibility was determined by the State Allocation Board, with 12 exceptions at Regulation Section 1859.51(i).
- (j) For Small School Districts, following a 3-year period after the district's eligibility was approved by the Board, decreased by any reduction in projected enrollment, and by any increase in pupils in the latest CDE operational grant report per Ed. Code Sec. 42268.
- (k) Adjusted for any changes in classroom inventory as a result of a reorganization election.
- (l) For classroom loading standards adopted by the Board for non-severely and severely disabled individuals with exceptional needs.
- (m) As directed by the SAB due to finding a Material Inaccuracy pursuant to Section 1859.104.1.
- (n) Increased by the number of pupils that received a Preliminary Apportionment that was rescinded pursuant to Section 1859.148 or a Preliminary Charter School Apportionment that was rescinded pursuant to Section 1859.166.
- (o) Adjusted for operational grant changes as determined/provided by the California Department of Education.
- (p) For High School Attendance Area (HSAA) districts with Preliminary Apportionments within the 2002 or 2004 Critically Overcrowded School Facilities Account, adjusted in accordance with Regulation Section 1859.51(p)(1), (2), or (3).
- (q) Adjusted by the difference between the Alternative Enrollment Projection for the current enrollment reporting year and the projected enrollment determined pursuant to Section 1859.42 for the current enrollment reporting year, or by the eligibility remaining from this calculation that can no longer be utilized if the funds made available pursuant to EC Section 17071.75(a)(1)(A) have been exhausted.
- (r) Adjusted per Ed. Code Sec. 17071.75(b)(2) by the number of pupils housed, based on the loading standards per Ed. Code Sec. 17071.25(a)(2)(A), in any classroom(s) where title was relinquished to the School District receiving the transferred classrooms.

KEY TO ADJUSTMENTS

MODERNIZATION ONLY

- (a) Reduced by the number of pupils provided grants in a modernization SFP project or CSFP Rehabilitation project at the specific site.
- (b) Reduced by the number of pupils housed, based on the loading standard pursuant to EC Section 17071.25(a)(2), in a modernization LPP project funded under the LPP pursuant to Regulation Section 1859.14 and 1859.15.
- (c) Increased by changes in projected enrollment in subsequent enrollment reporting years.
- (d) (1) Increased for additional facilities not previously modernized with State funds, that become 25 years old, if permanent, or 20 years old, if portable or, (2) as a result of audit findings made pursuant to Regulation Sections 1859.90 and 1859.105.
- (e) Adjusted as a result of errors or omissions by the district or by the OPSC.
- (f) Adjusted as result of amendments to the Subgroup 5.5 Regulations that affect the eligibility.
- (g) For classroom loading standards adopted by the Board for non-severely and severely disabled individuals with exceptional needs.
- (h) As directed by the SAB due to finding a Material Inaccuracy pursuant to Regulation Section 1859.104.1.
- (i) Increased for facilities previously modernized with State funds, which qualify for an additional modernization apportionment pursuant to Regulation Section 1859.78.8.
- (j) Adjusted as a result of the Reconfiguration of an existing high school under the Small High School Program.
- (k) Decreased for facilities that were deemed eligible for modernization pursuant to Regulation Sections 1859.60 and 1859.61(d) and subsequently replaced, or will be replaced under a signed contract for construction or acquisition of facilities, in a project funded by the district without participation from the State.
- (l) Adjusted as a result of replaced eligible portables funded with the Overcrowding Relief Grant, per Ed. Code Section 17079 et seq.
- (m) Adjusted as a result of classrooms demolished and replaced pursuant to Regulation Section 1859.82.

State Allocation Board Meeting, June 24, 2020
ATTACHMENT A

District: Alisal Union
Attendance Area: District-wide
County: Monterey
Application Number: 50/65961-00-000

	<i>Type of Adj.</i>	<i>K-6</i>	<i>7-8</i>	<i>9-12</i>	<i>Non-Severe</i>	<i>Severe</i>
<i>Current Baseline Eligibility</i>		156	0	0	132	0
<i>Adjustment Per This Item</i>	e	-37	0	0	10	0
<i>Net Baseline Eligibility</i>		119	0	0	142	0

District: Bakersfield City Elementary
Attendance Area: District-wide
County: Kern
Application Number: 50/63321-00-000

	<i>Type of Adj.</i>	<i>K-6</i>	<i>7-8</i>	<i>9-12</i>	<i>Non-Severe</i>	<i>Severe</i>
<i>Current Baseline Eligibility</i>		1,936	1,833	0	324	516
<i>Adjustment Per This Item</i>	e	8	310	0	-205	283
<i>Net Baseline Eligibility</i>		1,944	2,143	0	119	799

District: Burbank Unified
Attendance Area: District-wide
County: Los Angeles
Application Number: 50/64337-00-000

	<i>Type of Adj.</i>	<i>K-6</i>	<i>7-8</i>	<i>9-12</i>	<i>Non-Severe</i>	<i>Severe</i>
<i>Current Baseline Eligibility</i>		-2,598	-513	516	-407	-17
<i>Adjustment Per This Item</i>	e	2,632	431	-994	109	114
<i>Net Baseline Eligibility</i>		34	-82	-478	-298	97

District: Corcoran Joint Unified
Attendance Area: District-wide
County: Kings
Application Number: 50/63891-00-000

	<i>Type of Adj.</i>	<i>K-6</i>	<i>7-8</i>	<i>9-12</i>	<i>Non-Severe</i>	<i>Severe</i>
<i>Current Baseline Eligibility</i>		323	-118	46	-106	0
<i>Adjustment Per This Item</i>	f	0	0	0	66	0
<i>Net Baseline Eligibility</i>		323	-118	46	-40	0

State Allocation Board Meeting, June 24, 2020
ATTACHMENT A

District: Cutler-Orosi Joint Unified
Attendance Area: Districtwide
County: Tulare
Application Number: 50/71860-00-000

	<i>Type of Adj.</i>	<i>K-6</i>	<i>7-8</i>	<i>9-12</i>	<i>Non-Severe</i>	<i>Severe</i>
<i>Current Baseline Eligibility</i>		0	0	1	0	0
<i>Adjustment Per This Item</i>	e	585	81	-24	0	0
<i>Net Baseline Eligibility</i>		585	81	-23	0	0

District: Edison Elementary
Attendance Area: Districtwide
County: Kern
Application Number: 50/63438-00-000

	<i>Type of Adj.</i>	<i>K-6</i>	<i>7-8</i>	<i>9-12</i>	<i>Non-Severe</i>	<i>Severe</i>
<i>Current Baseline Eligibility</i>		238	126	0	16	0
<i>Adjustment Per This Item</i>	e	-49	-118	0	11	0
<i>Net Baseline Eligibility</i>		189	8	0	27	0

District: Greenfield Union Elementary
Attendance Area: Districtwide
County: Monterey
Application Number: 50/66035-00-000

	<i>Type of Adj.</i>	<i>K-6</i>	<i>7-8</i>	<i>9-12</i>	<i>Non-Severe</i>	<i>Severe</i>
<i>Current Baseline Eligibility</i>		921	522	0	54	32
<i>Adjustment Per This Item</i>	e	-490	-107	0	1	0
<i>Net Baseline Eligibility</i>		431	415	0	55	32

District: Irvine Unified
Attendance Area: Districtwide
County: Orange
Application Number: 50/73650-00-000

	<i>Type of Adj.</i>	<i>K-6</i>	<i>7-8</i>	<i>9-12</i>	<i>Non-Severe</i>	<i>Severe</i>
<i>Current Baseline Eligibility</i>		5501	1197	252	-365	252
<i>Adjustment Per This Item</i>	i	0	0	0	-26	0
<i>Net Baseline Eligibility</i>		5501	1197	252	-391	252

State Allocation Board Meeting, June 24, 2020
ATTACHMENT A

District: Maple Elementary
Attendance Area: Districtwide
County: Kern
Application Number: 50/63610-00-000

	<i>Type of Adj.</i>	<i>K-6</i>	<i>7-8</i>	<i>9-12</i>	<i>Non-Severe</i>	<i>Severe</i>
<i>Current Baseline Eligibility</i>		111	24	0	2	0
<i>Adjustment Per This Item</i>	e	13	8	0	-1	0
<i>Net Baseline Eligibility</i>		124	32	0	1	0

District: Martinez Unified
Attendance Area: Districtwide
County: Contra Costa
Application Number: 50/61739-00-000

	<i>Type of Adj.</i>	<i>K-6</i>	<i>7-8</i>	<i>9-12</i>	<i>Non-Severe</i>	<i>Severe</i>
<i>Current Baseline Eligibility</i>		377	-288	27	25	10
<i>Adjustment Per This Item</i>	e	166	-16	-81	32	-1
<i>Net Baseline Eligibility</i>		543	-304	-54	57	9

District: Panama-Buena Vista Union
Attendance Area: Districtwide
County: Kern
Application Number: 50/63362-00-000

	<i>Type of Adj.</i>	<i>K-6</i>	<i>7-8</i>	<i>9-12</i>	<i>Non-Severe</i>	<i>Severe</i>
<i>Current Baseline Eligibility</i>		5,615	661	0	83	111
<i>Adjustment Per This Item</i>	e	-2,470	-418	0	78	-24
<i>Net Baseline Eligibility</i>		3,145	243	0	161	87

District: Porterville Unified
Attendance Area: Districtwide
County: Tulare
Application Number: 50/75523-00-000

	<i>Type of Adj.</i>	<i>K-6</i>	<i>7-8</i>	<i>9-12</i>	<i>Non-Severe</i>	<i>Severe</i>
<i>Current Baseline Eligibility</i>		-668	-196	783	-83	0
<i>Adjustment Per This Item</i>	e	2,267	393	-742	39	0
<i>Net Baseline Eligibility</i>		1,599	197	41	-44	0

State Allocation Board Meeting, June 24, 2020
ATTACHMENT A

District: Sacramento City Unified
Attendance Area: Districtwide
County: Sacramento
Application Number: 50/67439-00-000

	<i>Type of Adj.</i>	<i>K-6</i>	<i>7-8</i>	<i>9-12</i>	<i>Non-Severe</i>	<i>Severe</i>
<i>Current Baseline Eligibility</i>		5,330	310	760	123	532
<i>Adjustment Per This Item</i>	e	-911	138	-109	167	323
<i>Net Baseline Eligibility</i>		4,419	448	651	290	855

District: Sanger Unified
Attendance Area: Districtwide
County: Fresno
Application Number: 50/ 62414-00-000

	<i>Type of Adj.</i>	<i>K-6</i>	<i>7-8</i>	<i>9-12</i>	<i>Non-Severe</i>	<i>Severe</i>
<i>Current Baseline Eligibility</i>		3,198	1,148	-41	43	2
<i>Adjustment Per This Item</i>	i	0	-54	-108	0	0
<i>Net Baseline Eligibility</i>		3,198	1,094	-149	43	2

District: Weaver Union Elementary
Attendance Area: Districtwide
County: Merced
Application Number: 50/65862-00-000

	<i>Type of Adj.</i>	<i>K-6</i>	<i>7-8</i>	<i>9-12</i>	<i>Non-Severe</i>	<i>Severe</i>
<i>Current Baseline Eligibility</i>		1,161	441	0	-12	8
<i>Adjustment Per This Item</i>	e	-569	-161	0	-18	2
<i>Adjustment Per This Item</i>	e	-103	68	0	-4	-2
<i>Net Baseline Eligibility</i>		489	348	0	-34	8

State Allocation Board Meeting, June 24, 2020

ATTACHMENT B

District: Azusa Unified
 School Name: Dalton (Henry) Elementary
 County: Los Angeles
 Application Number: 57/64279-00-000

	Type of Adj.	K-6	7-8	9-12	Non-Severe	Severe
<i>Current Baseline Eligibility</i>		25	0	0	0	0
<i>Adjustment Per This Item</i>	d1	463	0	0	0	0
Net Baseline Eligibility		488	0	0	0	0

District: Downey Unified
 School Name: Rio Hondo Elementary
 County: Los Angeles
 Application Number: 57/64451-00-000

	Type of Adj.	K-6	7-8	9-12	Non-Severe	Severe
<i>Current Baseline Eligibility</i>		-122	0	0	16	25
<i>Adjustment Per This Item</i>	e	46	0	0	-11	-11
<i>Adjustment Per This Item</i>	e	93	0	0	2	2
Net Baseline Eligibility		17	0	0	7	16

District: Los Angeles Unified
 School Name: Leland Street Elementary
 County: Los Angeles
 Application Number: 57/64733-20-000

	Type of Adj.	K-6	7-8	9-12	Non-Severe	Severe
<i>Current Baseline Eligibility</i>		175	0	0	12	0
<i>Adjustment Per This Item</i>	d1	503	0	0	0	0
Net Baseline Eligibility		678	0	0	12	0

District: Los Angeles Unified
 School Name: Van Nuys Elementary
 County: Los Angeles
 Application Number: 57/64733-00-000

	Type of Adj.	K-6	7-8	9-12	Non-Severe	Severe
<i>Current Baseline Eligibility</i>		137	0	0	7	0
<i>Adjustment Per This Item</i>	d1	724	0	0	31	0
Net Baseline Eligibility		861	0	0	38	0

State Allocation Board Meeting, June 24.2020

ATTACHMENT B

District: Placentia-Yorba Linda Unified
 School Name: Van Buren Elementary
 County: Orange
 Application Number: 57/66647-00-000

	Type of Adj.	K-6	7-8	9-12	Non-Severe	Severe
<i>Current Baseline Eligibility</i>		-25	0	0	0	7
<i>Adjustment Per This Item</i>	d1	125	0	0	0	0
Net Baseline Eligibility		100	0	0	0	7

District: Porterville Unified
 School Name: Monache High
 County: Tulare
 Application Number: 57/75523-00-000

	Type of Adj.	K-6	7-8	9-12	Non-Severe	Severe
<i>Current Baseline Eligibility</i>		0	0	0	0	0
<i>Adjustment Per This Item</i>	d1	0	0	494	2	0
<i>Adjustment Per This Item</i>	f	0	0	6	-6	0
<i>Adjustment Per This Item</i>	g	0	0	-6	9	0
Net Baseline Eligibility		0	0	494	5	0

District: Porterville Unified
 School Name: Porterville High
 County: Tulare
 Application Number: 57/75523-00-000

	Type of Adj.	K-6	7-8	9-12	Non-Severe	Severe
<i>Current Baseline Eligibility</i>		0	0	0	0	0
<i>Adjustment Per This Item</i>	d1	0	0	1,282	14	0
Net Baseline Eligibility		0	0	1,282	14	0

District: Rincon Valley Union Elementary
 School Name: Village Elementary
 County: Sonoma
 Application Number: 57/70896-00-000

	Type of Adj.	K-6	7-8	9-12	Non-Severe	Severe
<i>Current Baseline Eligibility</i>		9	0	0	5	-1
<i>Adjustment Per This Item</i>	c	38	0	0	0	0
<i>Adjustment Per This Item</i>	d1	293	0	0	6	0
Net Baseline Eligibility		340	0	0	11	-1

State Allocation Board Meeting, June 24.2020

ATTACHMENT B

District: San Ramon Valley Unified
 School Name: Tassajara Hills Elementary
 County: Contra Costa
 Application Number: 57/61804-00-000

	Type of Adj.	K-6	7-8	9-12	Non-Severe	Severe
<i>Current Baseline Eligibility</i>		27	0	0	0	0
<i>Adjustment Per This Item</i>	d1	75	0	0	0	0
Net Baseline Eligibility		102	0	0	0	0

District: Sunnyside Union Elementary
 School Name: Sunnyside Elementary
 County: Tulare
 Application Number: 57/72181-00-000

	Type of Adj.	K-6	7-8	9-12	Non-Severe	Severe
<i>Current Baseline Eligibility</i>		0	0	0	0	0
<i>Adjustment Per This Item</i>	d1	250	76	0	0	0
Net Baseline Eligibility		250	76	0	0	0

District: Torrance Unified
 School Name: Richardson (Edward J.) Middle
 County: Los Angeles
 Application Number: 57/65060-00-000

	Type of Adj.	K-6	7-8	9-12	Non-Severe	Severe
<i>Current Baseline Eligibility</i>		0	-53	0	10	0
<i>Adjustment Per This Item</i>	c	0	53	0	0	0
<i>Adjustment Per This Item</i>	d1	0	54	0	0	0
<i>Adjustment Per This Item</i>	e	0	0	0	-10	0
Net Baseline Eligibility		0	54	0	0	0

District: Twin Rivers Unified
 School Name: Grant Union High
 County: Sacramento
 Application Number: 57/76505-00-000

	Type of Adj.	K-6	7-8	9-12	Non-Severe	Severe
<i>Current Baseline Eligibility</i>		0	0	24	0	0
<i>Adjustment Per This Item</i>	c	0	0	-67	74	29
<i>Adjustment Per This Item</i>	f	0	0	13	0	0
<i>Adjustment Per This Item</i>	g	0	0	-37	24	0
Net Baseline Eligibility		0	0	-67	74	29

State Allocation Board Meeting, June 24.2020

ATTACHMENT B

District: Twin Rivers Unified
 School Name: Northwood Elementary
 County: Sacramento
 Application Number: 57/76505-00-000

	Type of Adj.	K-6	7-8	9-12	Non-Severe	Severe
<i>Current Baseline Eligibility</i>		0	0	0	0	0
<i>Adjustment Per This Item</i>	c	-20	0	0	-28	32
<i>Adjustment Per This Item</i>	d1	-5	0	0	2	0
<i>Adjustment Per This Item</i>	f	6	0	0	2	0
<i>Adjustment Per This Item</i>	g	-25	0	0	26	0
Net Baseline Eligibility		-44	0	0	2	32

District: Twin Rivers Unified
 School Name: Woodridge Elementary
 County: Sacramento
 Application Number: 57/76505-00-000

	Type of Adj.	K-6	7-8	9-12	Non-Severe	Severe
<i>Current Baseline Eligibility</i>		0	0	0	0	0
<i>Adjustment Per This Item</i>	d1	123	0	0	0	0
Net Baseline Eligibility		123	0	0	0	0

District: Washington Unified
 School Name: West Fresno Elementary
 County: Fresno
 Application Number: 57/76778-00-000

	Type of Adj.	K-6	7-8	9-12	Non-Severe	Severe
<i>Current Baseline Eligibility</i>		0	0	0	0	0
<i>Adjustment Per This Item</i>	c	71	0	0	0	0
<i>Adjustment Per This Item</i>	d1	199	0	0	1	0
<i>Adjustment Per This Item</i>	f	50	0	0	-14	0
<i>Adjustment Per This Item</i>	g	-50	0	0	14	0
Net Baseline Eligibility		270	0	0	1	0

District: Weaver Union Elementary
 School Name: Weaver Middle
 County: Merced
 Application Number: 57/65862-00-000

	Type of Adj.	K-6	7-8	9-12	Non-Severe	Severe
<i>Current Baseline Eligibility</i>		0	217	0	14	2
<i>Adjustment Per This Item</i>	d1	0	150	0	-5	-2
Net Baseline Eligibility		0	367	0	9	0

State Allocation Board Meeting, June 24.2020
ATTACHMENT B

District: Yreka Union High
 School Name: Yreka High
 County: Siskiyou
 Application Number: 57/70516-00-000

	<i>Type of Adj.</i>	<i>K-6</i>	<i>7-8</i>	<i>9-12</i>	<i>Non-Severe</i>	<i>Severe</i>
<i>Current Baseline Eligibility</i>		0	0	0	0	0
<i>Adjustment Per This Item</i>	d1	0	0	433	0	0
<i>Net Baseline Eligibility</i>		0	0	433	0	0

SCHOOL FACILITY PROGRAM UNFUNDED APPROVALS

(Lack of AB 55 Loans)

PURPOSE OF REPORT

To present to the State Allocation Board (Board) a list of School Facility Program (SFP) applications for unfunded approval.

DESCRIPTION

At the January 2020 Board meeting, the Board elected to provide an increase adjustment of 2.08 percent to SFP projects for calendar year 2020. The projects listed on the Attachment reflect the Board's action of the adoption of the 2.08 percent increase based on the RS Means Construction Cost Index. In addition, the project applications represent SFP New Construction, Modernization, Charter School and Overcrowding Relief Grant projects in date order of a complete application being received by the Office of Public School Construction (OPSC).

AUTHORITY

SFP Regulation Section 1859.2 defines an Unfunded List (Lack of AB 55 Loans) as an information list of unfunded projects that was created due to the State's inability to provide interim financing from the Pooled Money Investment Account (AB 55 loans) to fund school construction projects as declared in the Department of Finance Budget Letter #33 issued on December 18, 2008.

SFP Regulation Section 1859.95 states:

"When the Board has no funds to apportion ..., the Board will also accept and process applications for apportionment for purposes of developing an Unfunded List based on the date the application is ready for Apportionment, with the exception of New Construction funding applications that utilize eligibility generated by the Alternative Enrollment Projection.

An application for funding included on an Unfunded List is eligible for reimbursement subject to adjustments in the New Construction Grants amount pursuant to Section 1859.77."

BACKGROUND

At the March 11, 2009 SAB meeting, the Board requested that Staff continue to process applications to the Board for unfunded approval, up to the bonding authority. The Attachment reflects applications being presented for unfunded approval, including SFP modernization and new construction projects in date order of a complete application being received by the OPSC. The list also includes health and safety facility hardship applications for funding that have been processed and are ready for approval regardless of received date. The unfunded approval of the applications as reflected on the Attachment does not constitute a guarantee of future funding.

RECOMMENDATIONS

1. Approve the SFP applications as presented on the Attachment.
2. Provide that these unfunded approvals do not constitute a guarantee of future funding.

ATTACHMENT
 UNFUNDED APPROVALS
 (Lack of AB 55 Loans)
 State Allocation Board Meeting, June 24, 2020

County	District	School Site	Application Number	Received Date	Grant Amount
SACRAMENTO	TWIN RIVERS UNIFIED	WOODLAKE ELEMENTARY	57/76505-00-047	6/21/2017	\$1,050,006.00
SACRAMENTO	TWIN RIVERS UNIFIED	HAGGINWOOD ELEMENTARY	57/76505-00-069	6/21/2017	\$737,656.00
MADERA	CHAWANAKEY UNIFIED	HILLSIDE ELEMENTARY	50/75606-00-002	8/2/2017	\$12,030,816.00
LOS ANGELES	LOS ANGELES UNIFIED	CHATSWORTH SENIOR HIGH	57/64733-00-625	8/8/2017	\$2,087,988.00
LOS ANGELES	LOS ANGELES UNIFIED	VAN NUYS ELEMENTARY	57/64733-00-627	8/8/2017	\$3,348,503.00
LOS ANGELES	LOS ANGELES UNIFIED	STAGG STREET ELEMENTARY	57/64733-00-628	8/8/2017	\$1,573,791.00
LOS ANGELES	LOS ANGELES UNIFIED	LELAND STREET ELEMENTARY	57/64733-20-022	8/8/2017	\$930,379.00
LOS ANGELES	AZUSA UNIFIED	DALTON (HENRY) ELEMENTARY	57/64279-00-021	8/11/2017	\$2,168,183.00
TULARE	PORTERVILLE UNIFIED	MONACHE HIGH	50/75523-00-009	8/11/2017	\$2,992,014.00
TULARE	PORTERVILLE UNIFIED	PORTERVILLE HIGH	57/75523-00-015	8/11/2017	\$6,915,950.00
TULARE	PORTERVILLE UNIFIED	MONACHE HIGH	57/75523-00-016	8/11/2017	\$3,469,961.00
SONOMA	RINCON VALLEY UNION ELEMENTARY	VILLAGE ELEMENTARY	57/70896-00-011	8/14/2017	\$1,830,317.00
KERN	BAKERSFIELD CITY ELEMENTARY	VOORHIES ELEMENTARY	50/63321-00-031	8/15/2017	\$1,647,344.00
SACRAMENTO	NATOMAS UNIFIED	NATOMAS PARK ELEMENTARY	50/75283-00-020	8/15/2017	\$3,360,845.00
FRESNO	SANGER UNIFIED	RONALD W. REAGAN ELEMENTARY	50/62414-00-019	8/15/2017	\$573,594.00
FRESNO	SANGER UNIFIED	WASHINGTON ACADEMIC MIDDLE	50/62414-00-021	8/15/2017	\$93,460.00
CONTRA COSTA	MARTINEZ UNIFIED	ALHAMBRA SENIOR HIGH	50/61739-00-003	8/16/2017	\$3,024,304.00
ORANGE	IRVINE UNIFIED	SANTIAGO HILLS ELEMENTARY	57/73650-00-021	8/23/2017	\$625,105.00
TULARE	CUTLER-OROSI JOINT UNIFIED	OROSI HIGH	50/71860-00-006	8/24/2017	\$2,879,012.00
ORANGE	IRVINE UNIFIED	RANCHO SAN JOAQUIN INTERMEDIATE	50/73650-00-032	8/24/2017	\$398,771.00
SACRAMENTO	SACRAMENTO CITY UNIFIED	KIT CARSON MIDDLE	50/67439-00-004	8/30/2017	\$1,875,959.00
SACRAMENTO	SACRAMENTO CITY UNIFIED	KIT CARSON MIDDLE	57/67439-00-075	8/30/2017	\$43,333.00
FRESNO	WASHINGTON UNIFIED	WEST FRESNO ELEMENTARY	57/76778-00-004	8/30/2017	\$799,711.00
LOS ANGELES	TORRANCE UNIFIED	WEST HIGH	57/65060-00-045	9/1/2017	\$3,737,773.00
ORANGE	IRVINE UNIFIED	CADENCE PARK	50/73650-00-033	9/6/2017	\$42,947,948.00
SAN DIEGO	SWEETWATER UNION HIGH	HILLTOP JUNIOR HIGH	57/68411-00-044	9/8/2017	\$1,872,443.00
SAN DIEGO	SWEETWATER UNION HIGH	CASTLE PARK SENIOR HIGH A	57/68411-00-048	9/8/2017	\$2,370,936.00
KERN	BAKERSFIELD CITY ELEMENTARY	HILLS (STELLA) ELEMENTARY	50/63321-00-032	9/14/2017	\$2,886,303.00
KERN	BAKERSFIELD CITY ELEMENTARY	EVERGREEN ELEMENTARY	50/63321-00-033	9/15/2017	\$1,671,224.00
LOS ANGELES	BURBANK UNIFIED	BRET HARTE ELEMENTARY	50/64337-00-003	9/21/2017	\$706,454.00
SAN BERNARDINO	VICTOR ELEMENTARY	MOJAVE VISTA ELEMENTARY	57/67918-00-007	9/25/2017	\$989,036.00
KERN	MAPLE ELEMENTARY	MAPLE ELEMENTARY	50/63610-00-001	9/29/2017	\$590,918.00

Program	Amount (in Dollars)
New Construction	\$77,678,966.00
Modernization	\$34,551,071.00
Total	\$112,230,037.00

SCHOOL DISTRICT DATA

Application No: 57/76505-00-047 **County:** Sacramento
School District: Twin Rivers Unified **School Name:** Woodlake Elementary

PROJECT DATA

Type of Project:	Elementary School	Application Filing Basis:	Site Specific
Pupils Assigned (Under 50 Yrs) K-6:		Pupils Assigned (Over 50 Yrs) K-6:	149
7-8:		7-8:	
9-12:		9-12:	
Non-Severe:		Non-Severe:	
Severe:		Severe:	
Financial Hardship Requested:	No	Recommended Acres:	10.2
Alternative Education School:	No	Existing Acres:	8.3

ADJUSTED GRANT DATA

Modernization Grant - Over 50 Yrs	\$981,314.00
Small Size Project	39,253.00
Accessibility/Fire Code Req.	29,439.00
Total State Share (60%)	<u>1,050,006.00</u>
District Share (40%)	<u>700,004.00</u>
Total Project Cost	<u><u>\$1,750,010.00</u></u>

PROJECT FINANCING

<u>State Share</u>	
This Project	\$1,050,006.00
<u>District Share</u>	
Cash Contribution	700,004.00
Financial Hardship	
Total Project Cost	<u><u>\$1,750,010.00</u></u>

HISTORY OF PROJECT COST AND APPORTIONMENT

	Fund Code	Proposition	Previously Authorized	Authorized This Action	Unfunded Approval This Action
<u>State Share</u>					
Modernization/Additional Grant	951-570	51		\$1,050,006.00	\$1,050,006.00
<u>District Share</u>					
Cash Contribution				700,004.00	
Total				<u><u>\$1,750,010.00</u></u>	<u><u>\$1,050,006.00</u></u>

Funding Source(s): Proposition 51 Bonds/2016-Nov.

Pursuant to the Board's action on March 11, 2009, this application has been approved and placed on the Unfunded List (Lack of AB 55 Loans). This approval does not constitute a guarantee or commitment of future State funding.

The District shall ensure that it is in compliance with all applicable laws, regulations and certifications it made on the program forms.

Based on the Board's action on June 5, 2017, this project is subject to the Grant Agreement submittal pursuant to School Facility Program Regulation Section 1859.90.4.

The District is responsible for ensuring that the project is compliant with Prevailing Wage Monitoring and/or Labor Compliance Program requirements at the time construction contracts are executed and/or construction commenced.

SCHOOL DISTRICT DATA

Application No: 57/76505-00-069
School District: Twin Rivers Unified

County: Sacramento
School Name: Hagginwood Elementary

PROJECT DATA

Type of Project:	Elementary School	Application Filing Basis:	Site Specific
Pupils Assigned (Under 50 Yrs) K-6:		Pupils Assigned (Over 50 Yrs) K-6:	91
7-8:		7-8:	
9-12:		9-12:	
Non-Severe:		Non-Severe:	3
Severe:		Severe:	
Financial Hardship Requested:	No	Recommended Acres:	9.9
Alternative Education School:	No	Existing Acres:	7.4

ADJUSTED GRANT DATA

Modernization Grant – Over 50 Yrs	\$641,440.00
Small Size Project	76,973.00
Accessibility/Fire Code Req.	19,243.00
Total State Share (60%)	<u>737,656.00</u>
District Share (40%)	491,771.00
Total Project Cost	<u><u>\$1,229,427.00</u></u>

PROJECT FINANCING

<u>State Share</u>	
This Project	\$737,656.00
<u>District Share</u>	
Cash Contribution	491,771.00
Financial Hardship	
Total Project Cost	<u><u>\$1,229,427.00</u></u>

HISTORY OF PROJECT COST AND APPORTIONMENT

	Fund Code	Proposition	Previously Authorized	Authorized This Action	Unfunded Approval This Action
<u>State Share</u>					
Modernization/Additional Grant	951-570	51		\$737,656.00	\$737,656.00
<u>District Share</u>					
Cash Contribution				491,771.00	
Total				<u><u>\$1,229,427.00</u></u>	<u><u>\$737,656.00</u></u>

Funding Source(s): Proposition 51 Bonds/2016-Nov.

Pursuant to the Board's action on March 11, 2009, this application has been approved and placed on the Unfunded List (Lack of AB 55 Loans). This approval does not constitute a guarantee or commitment of future State funding.

The District shall ensure that it is in compliance with all applicable laws, regulations and certifications it made on the program forms.

Based on the Board's action on June 5, 2017, this project is subject to the Grant Agreement submittal pursuant to School Facility Program Regulation Section 1859.90.4.

The District is responsible for ensuring that the project is compliant with Prevailing Wage Monitoring and/or Labor Compliance Program requirements at the time construction contracts are executed and/or construction commenced.

SCHOOL DISTRICT DATA

Application No: 50/75606-00-002
School District: Chawanakee Unified

County: Madera
School Name: Hillside Elementary

PROJECT DATA

Type of Project: Elementary School
Pupils Assigned
 K-6: 528
 7-8: 84
 9-12:
Non-Severe:
 Severe:
Application Filing Basis: District Wide
Number of Classrooms: 24
Master Acres: 17.2
Existing Acres:
Proposed Acres: 12.53
Recommended Acres: 16.3
Facility Hardship (a): No
Financial Hardship Requested: No
Alternative Education School: No
Addition to Existing Site: No

ADJUSTED GRANT DATA

New Construction Grant	\$7,680,324.00
Project Assistance	7,615.00
Fire Detection Alarm	9,600.00
Sprinkler System	131,184.00
Site Acquisition	985,027.00
Service Site	1,390,960.00
Off-Site	785,230.00
Utilities	317,677.00
General Site	723,199.00
Total State Share (50%)	12,030,816.00
District Share (50%)	12,030,816.00
Total Project Cost	\$24,061,632.00

PROJECT FINANCING

<u>State Share</u>	
This Project	\$12,030,816.00
<u>District Share</u>	
Cash Contribution	12,030,816.00
Financial Hardship	
Total Project Cost	\$24,061,632.00

HISTORY OF PROJECT COST AND APPORTIONMENT

	Fund Code	Proposition	Previously Authorized	Authorized This Action	Unfunded Approval This Action
<u>State Share</u>					
New Construction/Additional Grant	951-500	51		\$12,030,816.00	\$12,030,816.00
<u>District Share</u>					
Cash Contribution				12,030,816.00	
Total				\$24,061,632.00	\$12,030,816.00

Funding Source(s): Proposition 51 Bonds/2016-Nov.

Pursuant to the Board's action on March 11, 2009, this application has been approved and placed on the Unfunded List (Lack of AB 55 Loans). This approval does not constitute a guarantee or commitment of future State funding.

The District shall ensure that it is in compliance with all applicable laws, regulations and certifications it made on the program forms.

Based on the Board's action on June 5, 2017, this project is subject to the Grant Agreement submittal pursuant to School Facility Program Regulation Section 1859.90.4.

The District is responsible for ensuring that the project is compliant with Prevailing Wage Monitoring and/or Labor Compliance Program requirements at the time construction contracts are executed and/or construction commenced.

SCHOOL DISTRICT DATA

Application No: 57/64733-00-625
School District: Los Angeles Unified

County: Los Angeles
School Name: Chatsworth Senior High

PROJECT DATA

Type of Project:	High School	Application Filing Basis:	Site Specific
Pupils Assigned (Under 50 Yrs) K-6:		Pupils Assigned (Over 50 Yrs) K-6:	
7-8:		7-8:	
9-12:		9-12:	220
Non-Severe:		Non-Severe:	
Severe:		Severe:	1
Financial Hardship Requested:	No	Recommended Acres:	49.1
Alternative Education School:	No	Existing Acres:	37.5

ADJUSTED GRANT DATA

Modernization Grant – Over 50 Yrs	\$2,027,173.00
Accessibility/Fire Code Req.	60,815.00
Total State Share (60%)	<u>2,087,988.00</u>
District Share (40%)	<u>1,391,992.00</u>
Total Project Cost	<u><u>\$3,479,980.00</u></u>

PROJECT FINANCING

<u>State Share</u>	
This Project	\$2,087,988.00
<u>District Share</u>	
Cash Contribution	1,391,992.00
Financial Hardship	
Total Project Cost	<u><u>3,479,980.00</u></u>

HISTORY OF PROJECT COST AND APPORTIONMENT

	Fund Code	Proposition	Previously Authorized	Authorized This Action	Unfunded Approval This Action
<u>State Share</u>					
Modernization/Additional Grant	951-570	51		\$2,087,988.00	\$2,087,988.00
<u>District Share</u>					
Cash Contribution				1,391,992.00	
Total				<u><u>\$3,479,980.00</u></u>	<u><u>\$2,087,988.00</u></u>

Funding Source(s): Proposition 51 Bonds/2016-Nov.

Pursuant to the Board's action on March 11, 2009, this application has been approved and placed on the Unfunded List (Lack of AB 55 Loans). This approval does not constitute a guarantee or commitment of future State funding.

The District shall ensure that it is in compliance with all applicable laws, regulations and certifications it made on the program forms.

Based on the Board's action on June 5, 2017, this project is subject to the Grant Agreement submittal pursuant to School Facility Program Regulation Section 1859.90.4.

The District is responsible for ensuring that the project is compliant with Prevailing Wage Monitoring and/or Labor Compliance Program requirements at the time construction contracts are executed and/or construction commenced.

SCHOOL DISTRICT DATA

Application No: 57/64733-00-627
School District: Los Angeles Unified

County: Los Angeles
School Name: Van Nuys Elementary

PROJECT DATA

Type of Project:	Elementary School	Application Filing Basis:	Site Specific
Pupils Assigned (Under 50 Yrs) K-6:	358	Pupils Assigned (Over 50 Yrs) K-6:	72
7-8:		7-8:	
9-12:		9-12:	
Non-Severe:	34	Non-Severe:	4
Severe:		Severe:	
Financial Hardship Requested:	No	Recommended Acres:	12.7
Alternative Education School:	No	Existing Acres:	4.1

ADJUSTED GRANT DATA

Modernization Grant – Under 50 Yrs	\$2,040,984.00
Modernization Grant - Over 50 Yrs	530,344.00
Fire Detection	77,012.00
Accessibility Fire Grant	77,140.00
Urban/Security/Impacted Site	623,023.00
Total State Share (60%)	<u>3,348,503.00</u>
District Share (40%)	2,232,335.00
Total Project Cost	<u><u>\$5,580,838.00</u></u>

PROJECT FINANCING

<u>State Share</u>	
This Project	\$3,348,503.00
<u>District Share</u>	
Cash Contribution	2,232,335.00
Financial Hardship	
Total Project Cost	<u><u>\$5,580,838.00</u></u>

HISTORY OF PROJECT COST AND APPORTIONMENT

	Fund Code	Proposition	Previously Authorized	Authorized This Action	Unfunded Approval This Action
<u>State Share</u>					
Modernization/Additional Grant	951-570	51		\$3,348,503.00	\$3,348,503.00
<u>District Share</u>					
Cash Contribution				2,232,335.00	
Total				<u><u>\$5,580,838.00</u></u>	<u><u>\$3,348,503.00</u></u>

Funding Source(s): Proposition 51 Bonds/2016-Nov.

Pursuant to the Board's action on March 11, 2009, this application has been approved and placed on the Unfunded List (Lack of AB 55 Loans). This approval does not constitute a guarantee or commitment of future State funding.

The District shall ensure that it is in compliance with all applicable laws, regulations and certifications it made on the program forms.

Based on the Board's action on June 5, 2017, this project is subject to the Grant Agreement submittal pursuant to School Facility Program Regulation Section 1859.90.4.

The District is responsible for ensuring that the project is compliant with Prevailing Wage Monitoring and/or Labor Compliance Program requirements at the time construction contracts are executed and/or construction commenced.

SAB Meeting: June 24, 2020

Modernization – Adjusted Grant Approval

SCHOOL DISTRICT DATA

Application No: 57/64733-00-628
School District: Los Angeles Unified

County: Los Angeles
School Name: Stagg Street Elementary

PROJECT DATA

Type of Project:	Elementary School	Application Filing Basis:	Site Specific
Pupils Assigned (Over 50 Yrs) K-6:	232		
7-8:			
9-12:			
Non-Severe:			
Severe:			
Financial Hardship Requested:	No		
Alternative Education School:	No	Recommended Acres:	11.1
		Existing Acres:	8.13

ADJUSTED GRANT DATA

Modernization Grant – Over 50 Yrs	\$1,527,952.00
Accessibility/Fire Code Req.	45,839.00
Total State Share (60%)	1,573,791.00
District Share (40%)	1,049,194.00
Total Project Cost	\$2,622,985.00

PROJECT FINANCING

State Share	
This Project	\$1,573,791.00
District Share	
Cash Contribution	1,049,194.00
Financial Hardship	
Total Project Cost	\$2,622,985.00

HISTORY OF PROJECT COST AND APPORTIONMENT

	Fund Code	Proposition	Previously Authorized	Authorized This Action	Unfunded Approval This Action
State Share					
Modernization/Additional Grant	951-570	51		\$1,573,791.00	\$1,573,791.00
District Share					
Cash Contribution				1,049,194.00	
Total				\$2,622,985.00	\$1,573,791.00

Funding Source(s): Proposition 51 Bonds/2016-Nov.

Pursuant to the Board's action on March 11, 2009, this application has been approved and placed on the Unfunded List (Lack of AB 55 Loans). This approval does not constitute a guarantee or commitment of future State funding.

The District shall ensure that it is in compliance with all applicable laws, regulations and certifications it made on the program forms.

Based on the Board's action on June 5, 2017, this project is subject to the Grant Agreement submittal pursuant to School Facility Program Regulation Section 1859.90.4.

The District is responsible for ensuring that the project is compliant with Prevailing Wage Monitoring and/or Labor Compliance Program requirements at the time construction contracts are executed and/or construction commenced.

SCHOOL DISTRICT DATA

Application No:	57/64733-20-022	County:	Los Angeles
School District:	Los Angeles Unified	School Name:	Leland Street Elementary
High School			
Attendance Area:	San Pedro		

PROJECT DATA

Type of Project:	Elementary School	Application Filing Basis:	Site Specific
Pupils Assigned (Under 50 Yrs) K-6:	91	Pupils Assigned (Over 50 Yrs) K-6:	25
7-8:		7-8:	
9-12:		9-12:	
Non-Severe:	10	Non-Severe:	1
Severe:		Severe:	
Financial Hardship Requested:	No	Recommended Acres:	10.2
Alternative Education School:	No	Existing Acres:	3.7

ADJUSTED GRANT DATA

Modernization Grant – Under 50 Yrs	\$532,521.00
Modernization Grant - Over 50 Yrs	178,688.00
Small Size Project	28,448.00
Urban/Security/Impacted Site	169,386.00
Accessibility/Fire Code Req.	21,336.00
Total State Share (60%)	<u>930,379.00</u>
District Share (40%)	<u>620,253.00</u>
Total Project Cost	<u><u>\$1,550,632.00</u></u>

PROJECT FINANCING

<u>State Share</u>	
This Project	\$930,379.00
<u>District Share</u>	
Cash Contribution	620,253.00
Financial Hardship	
Total Project Cost	<u><u>\$1,550,632.00</u></u>

HISTORY OF PROJECT COST AND APPORTIONMENT

	Fund Code	Proposition	Previously Authorized	Authorized This Action	Unfunded Approval This Action
<u>State Share</u>					
Modernization/Additional Grant	951-570			\$930,379.00	\$930,379.00
<u>District Share</u>					
Cash Contribution				620,253.00	
Total				<u><u>\$1,550,632.00</u></u>	<u><u>\$930,379.00</u></u>

Funding Source(s): Proposition 51 Bonds/2016-Nov.

Pursuant to the Board's action on March 11, 2009, this application has been approved and placed on the Unfunded List (Lack of AB 55 Loans). This approval does not constitute a guarantee or commitment of future State funding.

The District shall ensure that it is in compliance with all applicable laws, regulations and certifications it made on the program forms.

Based on the Board's action on June 5, 2017, this project is subject to the Grant Agreement submittal pursuant to School Facility Program Regulation Section 1859.90.4.

The District is responsible for ensuring that the project is compliant with Prevailing Wage Monitoring and/or Labor Compliance Program requirements at the time construction contracts are executed and/or construction commenced.

SCHOOL DISTRICT DATA

Application No: 57/64279-00-021
School District: Azusa Unified

County: Los Angeles
School Name: Dalton (Henry) Elementary

PROJECT DATA

Type of Project:	Elementary School	Application Filing Basis:	Site Specific
Pupils Assigned (Under 50 Yrs) K-6:	396	Pupils Assigned (Over 50 Yrs) K-6:	25
7-8:		7-8:	
9-12:		9-12:	
Non-Severe:		Non-Severe:	
Severe:		Severe:	
Financial Hardship Requested:	No	Recommended Acres:	5.7
Alternative Education School:	No	Existing Acres:	8.5

ADJUSTED GRANT DATA

Modernization Grant – Under 50 Yrs	\$1,877,436.00
Modernization Grant – Over 50 Yrs	164,650.00
Fire Detection Alarm	64,834.00
Accessibility/Fire Code Req.	61,263.00
Total State Share (60%)	<u>2,168,183.00</u>
District Share (40%)	<u>1,445,455.00</u>
Total Project Cost	<u><u>\$3,613,638.00</u></u>

PROJECT FINANCING

<u>State Share</u>	
This Project	\$2,168,183.00
<u>District Share</u>	
Cash Contribution	1,445,455.00
Financial Hardship	
Total Project Cost	<u><u>\$3,613,638.00</u></u>

HISTORY OF PROJECT COST AND APPORTIONMENT

	Fund Code	Proposition	Previously Authorized	Authorized This Action	Unfunded Approval This Action
<u>State Share</u>					
Modernization/Additional Grant	951-570	51		\$2,168,183.00	\$2,168,183.00
<u>District Share</u>					
Cash Contribution				1,445,455.00	
Total				<u><u>\$3,613,638.00</u></u>	<u><u>\$2,168,183.00</u></u>

Funding Source: Proposition 51 Bonds/2016-Nov.

Pursuant to the Board's action on March 11, 2009, this application has been approved and placed on the Unfunded List (Lack of AB 55 Loans). This approval does not constitute a guarantee or commitment of future State funding.

The District shall ensure that it is in compliance with all applicable laws, regulations and certifications it made on the program forms.

Based on the Board's action on June 5, 2017, this project is subject to the Grant Agreement submittal pursuant to School Facility Program Regulation Section 1859.90.4.

The District is responsible for ensuring that the project is compliant with Prevailing Wage Monitoring and/or Labor Compliance Program requirements at the time construction contracts are executed and/or construction commenced.

SCHOOL DISTRICT DATA

Application No: 50/75523-00-009
School District: Porterville Unified

County: Tulare
School Name: Monache High

PROJECT DATA

Type of Project: High School
Pupils Assigned **K-6:**
 7-8:
 9-12: 162
Non-Severe:
Severe:
Application Filing Basis: District Wide
Number of Classrooms: 6
Master Acres: 50.9
Existing Acres: 47.7
Proposed Acres:
Recommended Acres: 45.3
Facility Hardship (a): No
Financial Hardship Requested: No
Alternative Education School: No
Addition to Existing Site: Yes
Core Facilities: Multi-Purpose/Kitchen,
 Gymnasium,
 Library/Media Center,
 Administration, Toilet

ADJUSTED GRANT DATA

New Construction Grant	\$2,714,472.00
Fire Detection Alarm	5,508.00
Service Site	116,700.00
Utilities	46,755.00
Small Size Project	108,579.00
Total State Share (50%)	2,992,014.00
District Share (50%)	2,992,014.00
Total Project Cost	\$5,984,028.00

PROJECT FINANCING

<u>State Share</u>	
This Project	\$2,992,014.00
<u>District Share</u>	
Cash Contribution	2,992,014.00
Financial Hardship	
Total Project Cost	\$5,984,028.00

HISTORY OF PROJECT COST AND APPORTIONMENT

	Fund Code	Proposition	Previously Authorized	Authorized This Action	Unfunded Approval This Action
<u>State Share</u>					
New Construction/Additional Grant	951-500	51		\$2,992,014.00	\$2,992,014.00
<u>District Share</u>					
Cash Contribution				2,992,014.00	
Total				\$5,984,028.00	\$2,992,014.00

Funding Source(s): Proposition 51 Bonds/2016-Nov.

Pursuant to the Board's action on March 11, 2009, this application has been approved and placed on the Unfunded List (Lack of AB 55 Loans). This approval does not constitute a guarantee or commitment of future State funding.

The District shall ensure that it is in compliance with all applicable laws, regulations and certifications it made on the program forms.

Based on the Board's action on June 5, 2017, this project is subject to the Grant Agreement submittal pursuant to School Facility Program Regulation Section 1859.90.4.

The District is responsible for ensuring that the project is compliant with Prevailing Wage Monitoring and/or Labor Compliance Program requirements at the time construction contracts are executed and/or construction commenced.

SCHOOL DISTRICT DATA

Application No:	57/75523-00-015	County:	Tulare
School District:	Porterville Unified	School Name:	Porterville High

PROJECT DATA

Type of Project:	High School	Application Filing Basis:	Site Specific
Pupils Assigned (Under 50 Yrs) K-6:			
7-8:			
9-12:	1000		
Non-Severe:			
Severe:			
Financial Hardship Requested:	No	Recommended Acres:	47.9
Alternative Education School:	No	Existing Acres:	32

ADJUSTED GRANT DATA

Modernization Grant - Under 50 Yrs	\$6,565,000.00
Fire Detection Alarm	154,000.00
Accessibility/Fire Code Req.	196,950.00
Total State Share (60%)	<u>6,915,950.00</u>
District Share (40%)	4,610,633.00
Total Project Cost	<u>\$11,526,583.00</u>

PROJECT FINANCING

<u>State Share</u>	
This Project	\$6,915,950.00
<u>District Share</u>	
Cash Contribution	4,610,633.00
Financial Hardship	
Total Project Cost	<u><u>\$11,526,583.00</u></u>

HISTORY OF PROJECT COST AND APPORTIONMENT

	Fund Code	Proposition	Previously Authorized	Authorized This Action	Unfunded Approval This Action
<u>State Share</u>					
Modernization/Additional Grant	951-570	51		\$6,915,950.00	\$6,915,950.00
<u>District Share</u>					
Cash Contribution				4,610,633.00	
Total				<u>\$11,526,583.00</u>	<u>\$6,915,950.00</u>

Funding Source(s): Proposition 51 Bonds/2016-Nov.

Pursuant to the Board's action on March 11, 2009, this application has been approved and placed on the Unfunded List (Lack of AB 55 Loans). This approval does not constitute a guarantee or commitment of future State funding.

The District shall ensure that it is in compliance with all applicable laws, regulations and certifications it made on the program forms.

Based on the Board's action on June 5, 2017, this project is subject to the Grant Agreement submittal pursuant to School Facility Program Regulation Section 1859.90.4.

The District is responsible for ensuring that the project is compliant with Prevailing Wage Monitoring and/or Labor Compliance Program requirements at the time construction contracts are executed and/or construction commenced.

SCHOOL DISTRICT DATA

Application No:	57/75523-00-016	County:	Tulare
School District:	Porterville Unified	School Name:	Monache High

PROJECT DATA

Type of Project:	High School	Application Filing Basis:	Site Specific
Pupils Assigned (Under 50 Yrs) K-6:			
7-8:			
9-12:	494		
Non-Severe:	5		
Severe:			
Financial Hardship Requested:	No	Recommended Acres:	47.7
Alternative Education School:	No	Existing Acres:	47.7

ADJUSTED GRANT DATA

Modernization Grant - Under 50 Yrs	\$3,293,655.00
Fire Detection Alarm	77,496.00
Accessibility/Fire Code Req.	98,810.00
Total State Share (60%)	3,469,961.00
District Share (40%)	2,313,307.00
Total Project Cost	\$5,783,268.00

PROJECT FINANCING

<u>State Share</u>	
This Project	\$3,469,961.00
<u>District Share</u>	
Cash Contribution	2,313,307.00
Financial Hardship	
Total Project Cost	\$5,783,268.00

HISTORY OF PROJECT COST AND APPORTIONMENT

	Fund Code	Proposition	Previously Authorized	Authorized This Action	Unfunded Approval This Action
<u>State Share</u>					
Modernization/Additional Grant	951-570	51		\$3,469,961.00	\$3,469,961.00
<u>District Share</u>					
Cash Contribution				2,313,307.00	
Total				\$5,783,268.00	\$3,469,961.00

Funding Source(s): Proposition 51 Bonds/2016-Nov.

Pursuant to the Board's action on March 11, 2009, this application has been approved and placed on the Unfunded List (Lack of AB 55 Loans). This approval does not constitute a guarantee or commitment of future State funding.

The District shall ensure that it is in compliance with all applicable laws, regulations and certifications it made on the program forms.

Based on the Board's action on June 5, 2017, this project is subject to the Grant Agreement submittal pursuant to School Facility Program Regulation Section 1859.90.4.

The District is responsible for ensuring that the project is compliant with Prevailing Wage Monitoring and/or Labor Compliance Program requirements at the time construction contracts are executed and/or construction commenced.

SCHOOL DISTRICT DATA

Application No: 57/70896-00-011 **County:** Sonoma
School District: Rincon Valley Union Elementary **School Name:** Village Elementary

PROJECT DATA

Type of Project: Elementary School **Application Filing Basis:** Site Specific
Pupils Assigned (Under 50 Yrs) K-6: 340
7-8:
9-12:
Non-Severe: 11
Severe:
Financial Hardship Requested: No **Recommended Acres:** 9.9
Alternative Education School: No **Existing Acres:** 9.6

ADJUSTED GRANT DATA

Modernization Grant - Under 50 Yrs	\$1,723,139.00
Fire Detection Alarm	55,484.00
Accessibility/Fire Code Req.	51,694.00
Total State Share (60%)	1,830,317.00
District Share (40%)	1,220,211.00
Total Project Cost	\$3,050,528.00

PROJECT FINANCING

<u>State Share</u>	
This Project	\$1,830,317.00
<u>District Share</u>	
Cash Contribution	1,220,211.00
Financial Hardship	
Total Project Cost	\$3,050,528.00

HISTORY OF PROJECT COST AND APPORTIONMENT

	Fund Code	Proposition	Previously Authorized	Authorized This Action	Unfunded Approval This Action
<u>State Share</u>					
Modernization/Additional Grant	951-570	51		\$1,830,317.00	\$1,830,317.00
<u>District Share</u>					
Cash Contribution				1,220,211.00	
Total				\$3,050,528.00	\$1,830,317.00

Funding Source(s): Proposition 51 Bonds/2016-Nov.

Pursuant to the Board's action on March 11, 2009, this application has been approved and placed on the Unfunded List (Lack of AB 55 Loans). This approval does not constitute a guarantee or commitment of future State funding.

The District shall ensure that it is in compliance with all applicable laws, regulations and certifications it made on the program forms.

Based on the Board's action on June 5, 2017, this project is subject to the Grant Agreement submittal pursuant to School Facility Program Regulation Section 1859.90.4.

The District is responsible for ensuring that the project is compliant with Prevailing Wage Monitoring and/or Labor Compliance Program requirements at the time construction contracts are executed and/or construction commenced.

SCHOOL DISTRICT DATA

Application No: 50/63321-00-031 **County:** Kern
School District: Bakersfield City Elementary **School Name:** Voorhies Elementary

PROJECT DATA

Type of Project: Elementary School
Pupils Assigned **K-6:** 100
 7-8:
 9-12:
Non-Severe:
Severe:
Application Filing Basis: District Wide
Number of Classrooms: 5
Master Acres: 17.4
Existing Acres: 10.73
Proposed Acres:
Recommended Acres: 14
Facility Hardship (a): No
Financial Hardship Requested: No
Alternative Education School: No
Addition to Existing Site: Yes

ADJUSTED GRANT DATA

New Construction Grant	\$1,245,100.00
Fire Detection Alarm	1,500.00
Service Site	291,181.00
Off-Site	18,334.00
Utilities	41,425.00
Small Size Project	49,804.00
Total State Share (50%)	1,647,344.00
District Share (50%)	1,647,344.00
Total Project Cost	\$3,294,688.00

PROJECT FINANCING

<u>State Share</u>	
This Project	\$1,647,344.00
<u>District Share</u>	
Cash Contribution	1,647,344.00
Financial Hardship	
Total Project Cost	\$3,294,688.00

HISTORY OF PROJECT COST AND APPORTIONMENT

	Fund Code	Proposition	Previously Authorized	Authorized This Action	Unfunded Approval This Action
<u>State Share</u>					
New Construction/Additional Grant	951-500	51		\$1,647,344.00	\$1,647,344.00
<u>District Share</u>					
Cash Contribution				1,647,344.00	
Total				\$3,294,688.00	\$1,647,344.00

Funding Source(s): Proposition 51 Bonds/2016-Nov.

Pursuant to the Board's action on March 11, 2009, this application has been approved and placed on the Unfunded List (Lack of AB 55 Loans). This approval does not constitute a guarantee or commitment of future State funding.

The District shall ensure that it is in compliance with all applicable laws, regulations and certifications it made on the program forms.

Based on the Board's action on June 5, 2017, this project is subject to the Grant Agreement submittal pursuant to School Facility Program Regulation Section 1859.90.4.

The District is responsible for ensuring that the project is compliant with Prevailing Wage Monitoring and/or Labor Compliance Program requirements at the time construction contracts are executed and/or construction commenced.

SCHOOL DISTRICT DATA

Application No: 50/75283-00-020
School District: Natomas Unified

County: Sacramento
School Name: Natomas Park Elementary

PROJECT DATA

Type of Project: Elementary School
Pupils Assigned **K-6:** 250
 7-8:
 9-12:
Non-Severe:
Severe:
Application Filing Basis: District Wide
Number of Classrooms: 10
Master Acres: 13.1
Existing Acres: 10.75
Proposed Acres:
Recommended Acres: 15.4
Facility Hardship (a): No
 Financial Hardship Requested: No
 Alternative Education School: No
Addition to Existing Site: Yes

ADJUSTED GRANT DATA

New Construction Grant	\$3,112,750.00
Fire Detection Alarm	3,750.00
Service Site	213,136.00
Utilities	31,209.00
Total State Share (50%)	3,360,845.00
District Share (50%)	3,360,845.00
Total Project Cost	\$6,721,690.00

PROJECT FINANCING

<u>State Share</u>	
This Project	\$3,360,845.00
<u>District Share</u>	
Cash Contribution	3,360,845.00
Financial Hardship	
Total Project Cost	\$6,721,690.00

HISTORY OF PROJECT COST AND APPORTIONMENT

	Fund Code	Proposition	Previously Authorized	Authorized This Action	Unfunded Approval This Action
<u>State Share</u>					
New Construction/Additional Grant	951-500	51		\$3,360,845.00	\$3,360,845.00
<u>District Share</u>					
Cash Contribution				3,360,845.00	
Total				\$6,721,690.00	\$3,360,845.00

Funding Source(s): Proposition 51 Bonds/2016-Nov.

Pursuant to the Board's action on March 11, 2009, this application has been approved and placed on the Unfunded List (Lack of AB 55 Loans). This approval does not constitute a guarantee or commitment of future State funding.

The District shall ensure that it is in compliance with all applicable laws, regulations and certifications it made on the program forms.

Based on the Board's action on June 5, 2017, this project is subject to the Grant Agreement submittal pursuant to School Facility Program Regulation Section 1859.90.4.

The District is responsible for ensuring that the project is compliant with Prevailing Wage Monitoring and/or Labor Compliance Program requirements at the time construction contracts are executed and/or construction commenced.

SCHOOL DISTRICT DATA

Application No: 50/62414-00-019
School District: Sanger Unified

County: Fresno
School Name: Ronald W. Reagan Elementary

PROJECT DATA

Type of Project: Elementary School
Pupils Assigned **K-6:** 30
 7-8:
 9-12:
Non-Severe:
Severe:
Application Filing Basis: District Wide
Number of Classrooms: 2
Master Acres: 12.1
Existing Acres: 12.31
Proposed Acres:
Recommended Acres: 10.5
Facility Hardship (a): No
 Financial Hardship Requested: No
 Alternative Education School: No
Addition to Existing Site: Yes

ADJUSTED GRANT DATA

New Construction Grant	\$373,530.00
Fire Detection Alarm	450.00
Sprinkler System	6,270.00
Service Site	56,831.00
Utilities	91,689.00
Small Size Project	44,824.00
Total State Share (50%)	<u>573,594.00</u>
District Share (50%)	<u>573,594.00</u>
Total Project Cost	<u><u>\$1,147,188.00</u></u>

PROJECT FINANCING

<u>State Share</u>	
This Project	\$573,594.00
<u>District Share</u>	
Cash Contribution	573,594.00
Financial Hardship	
Total Project Cost	<u><u>\$1,147,188.00</u></u>

HISTORY OF PROJECT COST AND APPORTIONMENT

	Fund Code	Proposition	Previously Authorized	Authorized This Action	Unfunded Approval This Action
<u>State Share</u>					
New Construction/Additional Grant	951-500	51		\$573,594.00	\$573,594.00
<u>District Share</u>					
Cash Contribution				573,594.00	
Total				<u>\$1,147,188.00</u>	<u>\$573,594.00</u>

Funding Source(s): Proposition 51 Bonds/2016-Nov.

Pursuant to the Board's action on March 11, 2009, this application has been approved and placed on the Unfunded List (Lack of AB 55 Loans). This approval does not constitute a guarantee or commitment of future State funding.

The District shall ensure that it is in compliance with all applicable laws, regulations and certifications it made on the program forms.

Based on the Board's action on June 5, 2017, this project is subject to the Grant Agreement submittal pursuant to School Facility Program Regulation Section 1859.90.4.

The District is responsible for ensuring that the project is compliant with Prevailing Wage Monitoring and/or Labor Compliance Program requirements at the time construction contracts are executed and/or construction commenced.

SCHOOL DISTRICT DATA

Application No: 50/62414-00-021
School District: Sanger Unified

County: Fresno
School Name: Washington Academic Middle

PROJECT DATA

Type of Project: Middle School
Pupils Assigned **K-6:**
 7-8: 6
 9-12:
Non-Severe:
Severe:
Application Filing Basis: District Wide
Number of Classrooms: 1
Master Acres: 32.8
Existing Acres: 21
Proposed Acres:
Recommended Acres: 32.8
Facility Hardship (a): No
Financial Hardship Requested: No
Alternative Education School: No
Addition to Existing Site: Yes

ADJUSTED GRANT DATA

New Construction Grant \$79,014.00
Fire Detection Alarm 120.00
Utilities 4,844.00
Small Size Project 9,482.00
Total State Share (50%) 93,460.00
District Share (50%) 93,460.00
Total Project Cost **\$186,920.00**

PROJECT FINANCING

State Share
This Project \$93,460.00

District Share
Cash Contribution 93,460.00
Financial Hardship
Total Project Cost **\$186,920.00**

HISTORY OF PROJECT COST AND APPORTIONMENT

	Fund Code	Proposition	Previously Authorized	Authorized This Action	Unfunded Approval This Action
<u>State Share</u>					
New Construction/Additional Grant	951-500	51		\$93,460.00	\$93,460.00
<u>District Share</u>					
Cash Contribution				93,460.00	
Total				\$186,920.00	\$93,460.00

Funding Source(s): Proposition 51 Bonds/2016-Nov.

Pursuant to the Board's action on March 11, 2009, this application has been approved and placed on the Unfunded List (Lack of AB 55 Loans). This approval does not constitute a guarantee or commitment of future State funding.

The District shall ensure that it is in compliance with all applicable laws, regulations and certifications it made on the program forms.

Based on the Board's action on June 5, 2017, this project is subject to the Grant Agreement submittal pursuant to School Facility Program Regulation Section 1859.90.4.

The District is responsible for ensuring that the project is compliant with Prevailing Wage Monitoring and/or Labor Compliance Program requirements at the time construction contracts are executed and/or construction commenced.

SCHOOL DISTRICT DATA

Application No: 50/61739-00-003
School District: Martinez Unified

County: Contra Costa
School Name: Alhambra Senior High

PROJECT DATA

Type of Project: High School
Pupils Assigned **K-6:** 162
 7-8:
 9-12:
Non-Severe: 13
Severe: 9
Application Filing Basis: District Wide
Number of Classrooms: 8
Master Acres: 38.9
Existing Acres: 51.45
Proposed Acres:
Recommended Acres: 38.9
Facility Hardship (a): No
Financial Hardship Requested: No
Alternative Education School: No
Addition to Existing Site: Yes

ADJUSTED GRANT DATA

New Construction Grant	2,636,132.00
Fire Detection Alarm	3,560.00
Small Size	105,445.00
SDC Therapy Toilet – 86 Sq.Ft	31,476.00
SDC Therapy Other – 260 Sq.Ft.	53,040.00
Service Site	151,452.00
Off-Site	3,123.00
Utilities	40,076.00
Total State Share (50%)	3,024,304.00
District Share (50%)	3,024,304.00
Total Project Cost	6,048,608.00

PROJECT FINANCING

<u>State Share</u>	
This Project	\$3,024,304.00
<u>District Share</u>	
Cash Contribution	3,024,304.00
Financial Hardship	
Total Project Cost	6,048,608.00

HISTORY OF PROJECT COST AND APPORTIONMENT

	Fund Code	Proposition	Previously Authorized	Authorized This Action	Unfunded Approval This Action
<u>State Share</u>					
New Construction/Additional Grant	951-500	51		\$3,024,304.00	\$3,024,304.00
<u>District Share</u>					
				3,024,304.00	
<u>Cash Contribution</u>					
				\$6,048,608.00	\$3,024,304.00
Total					

Funding Source(s): Proposition 51 Bonds/2016-Nov.

Pursuant to the Board's action on March 11, 2009, this application has been approved and placed on the Unfunded List (Lack of AB 55 Loans). This approval does not constitute a guarantee or commitment of future State funding.

The District shall ensure that it is in compliance with all applicable laws, regulations and certifications it made on the program forms.

Based on the Board's action on June 5, 2017, this project is subject to the Grant Agreement submittal pursuant to School Facility Program Regulation Section 1859.90.4.

The District is responsible for ensuring that the project is compliant with Prevailing Wage Monitoring and/or Labor Compliance Program requirements at the time construction contracts are executed and/or construction commenced.

This project is a Use of Grants under Regulation Section 1859.77.3(b).

SCHOOL DISTRICT DATA

Application No: 57/73650-00-021
School District: Irvine Unified

County: Orange
School Name: Santiago Hills Elementary

PROJECT DATA

Type of Project:	Elementary School	Application Filing Basis:	Site Specific
Pupils Assigned (Under 50 Yrs) K-6:	48		
7-8:			
9-12:			
Non-Severe:			
Severe:	20		
Financial Hardship Requested:	No		
Alternative Education School:	No	Recommended Acres:	9.8
		Existing Acres:	6.65

ADJUSTED GRANT DATA

Modernization Grant – Under 50 Yrs	\$529,768.00
Fire Detection Alarm	15,872.00
Small Size Project	63,572.00
Accessibility/Fire Code Req.	15,893.00
Total State Share (60%)	625,105.00
District Share (40%)	416,737.00
Total Project Cost	\$1,041,842.00

PROJECT FINANCING

<u>State Share</u>	
This Project	\$625,105.00
<u>District Share</u>	
Cash Contribution	416,737.00
Financial Hardship	
Total Project Cost	\$1,041,842.00

HISTORY OF PROJECT COST AND APPORTIONMENT

	Fund Code	Proposition	Previously Authorized	Authorized This Action	Unfunded Approval This Action
<u>State Share</u>					
Modernization/Additional Grant	951-570	51		\$625,105.00	\$625,105.00
<u>District Share</u>					
Cash Contribution				416,737.00	
Total				\$1,041,842.00	\$625,105.00

Funding Source(s): Proposition 51 Bonds/2016-Nov.

Pursuant to the Board's action on March 11, 2009, this application has been approved and placed on the Unfunded List (Lack of AB 55 Loans). This approval does not constitute a guarantee or commitment of future State funding.

The District shall ensure that it is in compliance with all applicable laws, regulations and certifications it made on the program forms.

Based on the Board's action on June 5, 2017, this project is subject to the Grant Agreement submittal pursuant to School Facility Program Regulation Section 1859.90.4.

The District is responsible for ensuring that the project is compliant with Prevailing Wage Monitoring and/or Labor Compliance Program requirements at the time construction contracts are executed and/or construction commenced.

SCHOOL DISTRICT DATA

Application No: 50/71860-00-006 **County:** Tulare
School District: Cutler-Orosi Joint Unified **School Name:** Orosi High

PROJECT DATA

Type of Project: High School
Pupils Assigned **K-6:** 216
 7-8:
 9-12:
Non-Severe:
Severe:
Application Filing Basis: District Wide
Number of Classrooms: 8
Master Acres: 38.4
Existing Acres: 38.53
Proposed Acres: 8
Recommended Acres: 38.4
Facility Hardship (a): No
Financial Hardship Requested: No
Alternative Education School: No
Addition to Existing Site: Yes

ADJUSTED GRANT DATA

New Construction Grant	\$2,689,416.00
Fire Detection Alarm	3,240.00
Service Site	160,108.00
Off-Site	4,978.00
Utilities	21,270.00
Total State Share (50%)	2,879,012.00
District Share (50%)	2,879,012.00
Total Project Cost	\$5,758,024.00

PROJECT FINANCING

<u>State Share</u>	
This Project	\$2,879,012.00
<u>District Share</u>	
Cash Contribution	2,879,012.00
Financial Hardship	
Total Project Cost	\$5,758,024.00

HISTORY OF PROJECT COST AND APPORTIONMENT

	Fund Code	Proposition	Previously Authorized	Authorized This Action	Unfunded Approval This Action
<u>State Share</u>					
New Construction/Additional Grant	951-500	51		\$2,879,012.00	\$2,879,012.00
<u>District Share</u>					
Cash Contribution				2,879,012.00	
Total				\$5,758,024.00	\$2,879,012.00

Funding Source(s): Proposition 51 Bonds/2016-Nov.

Pursuant to the Board's action on March 11, 2009, this application has been approved and placed on the Unfunded List (Lack of AB 55 Loans). This approval does not constitute a guarantee or commitment of future State funding.

The District shall ensure that it is in compliance with all applicable laws, regulations and certifications it made on the program forms.

Based on the Board's action on June 5, 2017, this project is subject to the Grant Agreement submittal pursuant to School Facility Program Regulation Section 1859.90.4.

The District is responsible for ensuring that the project is compliant with Prevailing Wage Monitoring and/or Labor Compliance Program requirements at the time construction contracts are executed and/or construction commenced.

This project is a Use of Grants under Regulation Section 1859.77.3(b).

SCHOOL DISTRICT DATA

Application No: 50/73650-00-032
School District: Irvine Unified

County: Orange
School Name: Rancho San Joaquin Intermediate

PROJECT DATA

Type of Project: Middle School
Pupils Assigned **K-6:**
 7-8: 27
 9-12:
Non-Severe:
Severe:
Application Filing Basis: District Wide
Number of Classrooms: 1
Master Acres: 15
Existing Acres: 20
Proposed Acres:
Recommended Acres: 14
Facility Hardship (a): No
Financial Hardship Requested: No
Alternative Education School: No
Addition to Existing Site: Yes

ADJUSTED GRANT DATA

New Construction Grant	\$355,563.00
Fire Detection	540.00
Small Size Project	42,668.00
Total State Share (50%)	398,771.00
District Share (50%)	398,771.00
Total Project Cost	\$797,542.00

PROJECT FINANCING

<u>State Share</u>	
This Project	\$398,771.00
<u>District Share</u>	
Cash Contribution	398,771.00
Financial Hardship	
Total Project Cost	\$797,542.00

HISTORY OF PROJECT COST AND APPORTIONMENT

	Fund Code	Proposition	Previously Authorized	Authorized This Action	Unfunded Approval This Action
<u>State Share</u>					
New Construction/Additional Grant	951-500	51		\$398,771.00	\$ 398,771.00
<u>District Share</u>					
Cash Contribution				398,771.00	
Total				\$797,542.00	\$398,771.00

Funding Source(s): Proposition 51 Bonds/2016-Nov.

Pursuant to the Board's action on March 11, 2009, this application has been approved and placed on the Unfunded List (Lack of AB 55 Loans). This approval does not constitute a guarantee or commitment of future State funding.

The District shall ensure that it is in compliance with all applicable laws, regulations and certifications it made on the program forms.

Based on the Board's action on June 5, 2017, this project is subject to the Grant Agreement submittal pursuant to School Facility Program Regulation Section 1859.90.4.

The District is responsible for ensuring that the project is compliant with Prevailing Wage Monitoring and/or Labor Compliance Program requirements at the time construction contracts are executed and/or construction commenced.

SCHOOL DISTRICT DATA

Application No: 50/67439-00-004 **County:** Sacramento
School District: Sacramento City Unified **School Name:** Kit Carson Middle

PROJECT DATA

Type of Project: Middle School
Pupils Assigned **K-6:**
 7-8: 54
 9-12: 54
Non-Severe:
Severe:
Application Filing Basis: District Wide
Number of Classrooms: 4
Master Acres: 29.9
Existing Acres: 9.67
Proposed Acres:
Recommended Acres: 27.3
Facility Hardship (a): No
Financial Hardship Requested: No
Alternative Education School: No
Addition to Existing Site: Yes

ADJUSTED GRANT DATA

New Construction Grant \$1,615,950.00
Fire Detection Alarm 2,916.00
Service Site 131,414.00
Utilities 61,041.00
Small Size Project 64,638.00
Total State Share (50%) 1,875,959.00
District Share (50%) 1,875,959.00
Total Project Cost \$3,751,918.00

PROJECT FINANCING

State Share
This Project \$1,875,959.00

District Share
Cash Contribution 1,875,959.00
Financial Hardship
Total Project Cost \$3,751,918.00

HISTORY OF PROJECT COST AND APPORTIONMENT

	Fund Code	Proposition	Previously Authorized	Authorized This Action	Unfunded Approval This Action
<u>State Share</u>					
New Construction/Additional Grant	951-500	51		\$1,875,959.00	\$1,875,959.00
<u>District Share</u>					
Cash Contribution				1,875,959.00	
Total				<u><u>\$3,751,918.00</u></u>	<u><u>\$1,875,959.00</u></u>

Funding Source(s): Proposition 51 Bonds/2016-Nov.

Pursuant to the Board's action on March 11, 2009, this application has been approved and placed on the Unfunded List (Lack of AB 55 Loans). This approval does not constitute a guarantee or commitment of future State funding.

The District shall ensure that it is in compliance with all applicable laws, regulations and certifications it made on the program forms.

Based on the Board's action on June 5, 2017, this project is subject to the Grant Agreement submittal pursuant to School Facility Program Regulation Section 1859.90.4.

The District is responsible for ensuring that the project is compliant with Prevailing Wage Monitoring and/or Labor Compliance Program requirements at the time construction contracts are executed and/or construction commenced.

SCHOOL DISTRICT DATA

Application No: 57/67439-00-075 **County:** Sacramento
School District: Sacramento City Unified **School Name:** Kit Carson Middle

PROJECT DATA

Type of Project: Middle	Application Filing Basis: Site Specific
Pupils Assigned (Under 50 Yrs)	Pupils Assigned (Over 50 Yrs)
K-6:	K-6:
7-8: 6	7-8:
9-12:	9-12:
Non-Severe:	Non-Severe:
Severe:	Severe:
Financial Hardship Requested: No	Recommended Acres: 27.3
Alternative Education School: No	Existing Acres: 9.67

ADJUSTED GRANT DATA

Modernization Grant – Under 50 Yrs	\$30,084.00
Fire Detection Alarm	924.00
Small Size Project	3,610.00
Urban/Security/Impacted Site	7,812.00
Accessibility/Fire Code Re.	903.00
Total State Share (60%)	43,333.00
District Share (40%)	28,889.00
Total Project Cost	\$72,222.00

PROJECT FINANCING

<u>State Share</u>	
This Project	\$43,333.00
<u>District Share</u>	
Cash Contribution	28,889.00
Financial Hardship	
Total Project Cost	\$72,222.00

HISTORY OF PROJECT COST AND APPORTIONMENT

	Fund Code	Proposition	Previously Authorized	Authorized This Action	Unfunded Approval This Action
<u>State Share</u>					
Modernization/Additional Grant	951-570	51		\$43,333.00	\$43,333.00
<u>District Share</u>					
Cash Contribution				28,889.00	
Total				\$72,222.00	\$43,333.00

Funding Source(s): Proposition 51 Bonds/2016-Nov.

Pursuant to the Board's action on March 11, 2009, this application has been approved and placed on the Unfunded List (Lack of AB 55 Loans). This approval does not constitute a guarantee or commitment of future State funding.

The District shall ensure that it is in compliance with all applicable laws, regulations and certifications it made on the program forms.

Based on the Board's action on June 5, 2017, this project is subject to the Grant Agreement submittal pursuant to School Facility Program Regulation Section 1859.90.4.

The District is responsible for ensuring that the project is compliant with Prevailing Wage Monitoring and/or Labor Compliance Program requirements at the time construction contracts are executed and/or construction commenced.

SCHOOL DISTRICT DATA

Application No: 57/76778-00-004
School District: Washington Unified

County: Fresno
School Name: West Fresno Elementary

PROJECT DATA

Type of Project:	Elementary School	Application Filing Basis:	Site Specific
Pupils Assigned (Under 50 Yrs) K-6:	153		
7-8:			
9-12:			
Non-Severe:			
Severe:			
Financial Hardship Requested:	No	Recommended Acres:	12.1
Alternative Education School:	No	Existing Acres:	8.3

ADJUSTED GRANT DATA

Modernization Grant – Under 50 Yrs	\$725,373.00
Fire Detection Alarm	23,562.00
Small Size Project	29,015.00
Accessibility/Fire Code Req.	21,761.00
Total State Share (60%)	799,711.00
District Share (40%)	533,141.00
Total Project Cost	\$1,332,852.00

PROJECT FINANCING

<u>State Share</u>	
This Project	\$799,711.00
<u>District Share</u>	
Cash Contribution	533,141.00
Financial Hardship	
Total Project Cost	\$1,332,852.00

HISTORY OF PROJECT COST AND APPORTIONMENT

	Fund Code	Proposition	Previously Authorized	Authorized This Action	Unfunded Approval This Action
<u>State Share</u>					
Modernization/Additional Grant	951-570	51		\$799,711.00	\$799,711.00
<u>District Share</u>					
Cash Contribution				533,141.00	
Total				\$1,332,852.00	\$799,711.00

Funding Source(s): Proposition 51 Bonds/2016-Nov.

Pursuant to the Board's action on March 11, 2009, this application has been approved and placed on the Unfunded List (Lack of AB 55 Loans). This approval does not constitute a guarantee or commitment of future State funding.

The District shall ensure that it is in compliance with all applicable laws, regulations and certifications it made on the program forms.

Based on the Board's action on June 5, 2017, this project is subject to the Grant Agreement submittal pursuant to School Facility Program Regulation Section 1859.90.4.

The District is responsible for ensuring that the project is compliant with Prevailing Wage Monitoring and/or Labor Compliance Program requirements at the time construction contracts are executed and/or construction commenced.

SCHOOL DISTRICT DATA

Application No: 57/65060-00-045
School District: Torrance Unified

County: Los Angeles
School Name: West High

PROJECT DATA

Type of Project:	High School	Application Filing Basis:	Site Specific
Pupils Assigned (Under 50 Yrs) K-6:		Pupils Assigned (Over 50 Yrs) K-6:	
7-8:		7-8:	
9-12:		9-12:	328
Non-Severe:		Non-Severe:	31
Severe:		Severe:	
Financial Hardship Requested:	No	Recommended Acres:	52.1
Alternative Education School:	No	Existing Acres:	39.96

ADJUSTED GRANT DATA

Modernization Grant – Over 50 Yrs	\$3,426,210.00
Fire Detection Alarm	59,316.00
Accessibility/Fire Code Req.	102,786.00
Two Stop Elevators	126,661.00
Additional Elev. Stops	22,800.00
Total State Share (60%)	<u>3,737,773.00</u>
District Share (40%)	2,491,849.00
Total Project Cost	<u><u>\$6,229,622.00</u></u>

PROJECT FINANCING

<u>State Share</u>	
This Project	\$3,737,773.00
<u>District Share</u>	
Cash Contribution	2,491,849.00
Financial Hardship	
Total Project Cost	<u><u>\$6,229,622.00</u></u>

HISTORY OF PROJECT COST AND APPORTIONMENT

	Fund Code	Proposition	Previously Authorized	Authorized This Action	Unfunded Approval This Action
<u>State Share</u>					
Modernization/Additional Grant	951-570	51		\$3,737,773.00	\$3,737,773.00
<u>District Share</u>					
Cash Contribution				2,491,849.00	
Total				<u><u>\$6,229,622.00</u></u>	<u><u>\$3,737,773.00</u></u>

Funding Source(s): Proposition 51 Bonds/2016-Nov.

Pursuant to the Board's action on March 11, 2009, this application has been approved and placed on the Unfunded List (Lack of AB 55 Loans). This approval does not constitute a guarantee or commitment of future State funding.

The District shall ensure that it is in compliance with all applicable laws, regulations and certifications it made on the program forms.

Based on the Board's action on June 5, 2017, this project is subject to the Grant Agreement submittal pursuant to School Facility Program Regulation Section 1859.90.4.

The District is responsible for ensuring that the project is compliant with Prevailing Wage Monitoring and/or Labor Compliance Program requirements at the time construction contracts are executed and/or construction commenced.

SCHOOL DISTRICT DATA

Application No: 50/73650-00-033
School District: Irvine Unified

County: Orange
School Name: Cadence Park

PROJECT DATA

Type of Project: Elementary School
Pupils Assigned
 K-6: 550
 7-8: 324
 9-12:
 Non-Severe:
 Severe:
Application Filing Basis: District Wide
Number of Classrooms: 36
Master Acres: 20.4
Existing Acres:
Proposed Acres: 12.94
Recommended Acres: 20.4
Facility Hardship (a): No
Financial Hardship Requested: No
Alternative Education School: No
Addition to Existing Site: No

ADJUSTED GRANT DATA

New Construction Grant	\$11,114,806.00
Fire Detection Alarm	14,730.00
Sprinkler System	195,302.00
Site Acquisition	29,133,832.00
Service Site	1,381,615.00
Off-Site	122,037.00
Utilities	43,894.00
General Site	941,732.00
Total State Share (50%)	42,947,948.00
District Share (50%)	42,947,948.00
Total Project Cost	\$85,895,896.00

PROJECT FINANCING

<u>State Share</u>	
This Project	\$42,947,948.00
<u>District Share</u>	
Cash Contribution	42,947,948.00
Financial Hardship	
Total Project Cost	\$85,895,896.00

HISTORY OF PROJECT COST AND APPORTIONMENT

	Fund Code	Proposition	Previously Authorized	Authorized This Action	Unfunded Approval This Action
<u>State Share</u>					
New Construction/Additional Grant	951-500	51		\$42,947,948.00	\$42,947,948.00
<u>District Share</u>					
Cash Contribution				42,947,948.00	
Total				\$85,895,896.00	\$42,947,948.00

Funding Source(s): Proposition 51 Bonds/2016-Nov.

Pursuant to the Board's action on March 11, 2009, this application has been approved and placed on the Unfunded List (Lack of AB 55 Loans). This approval does not constitute a guarantee or commitment of future State funding.

The District shall ensure that it is in compliance with all applicable laws, regulations and certifications it made on the program forms.

Based on the Board's action on June 5, 2017, this project is subject to the Grant Agreement submittal pursuant to School Facility Program Regulation Section 1859.90.4.

The District is responsible for ensuring that the project is compliant with Prevailing Wage Monitoring and/or Labor Compliance Program requirements at the time construction contracts are executed and/or construction commenced.

SCHOOL DISTRICT DATA

Application No: 57/68411-00-044 **County:** San Diego
School District: Sweetwater Union High **School Name:** Hilltop Junior High

PROJECT DATA

Type of Project:	Middle School	Application Filing Basis:	Site Specific
Pupils Assigned (Under 50 Yrs) K-6:		Pupils Assigned (Over 50 Yrs) K-6:	
7-8:		7-8:	87
9-12:		9-12:	
Non-Severe:		Non-Severe:	77
Severe:		Severe:	3
Financial Hardship Requested:	No	Recommended Acres:	15
Alternative Education School:	No	Existing Acres:	27

ADJUSTED GRANT DATA

Modernization Grant – Over 50 Yrs	\$1,749,947.00
Accessibility Fire Grant	69,998.00
Urban/Security/Impacted Site	52,498.00
Total State Share (60%)	<u>1,872,443.00</u>
District Share (40%)	<u>1,248,295.00</u>
Total Project Cost	<u><u>\$3,120,738.00</u></u>

PROJECT FINANCING

<u>State Share</u>	
This Project	\$1,872,443.00
<u>District Share</u>	
Cash Contribution	1,248,295.00
Financial Hardship	
Total Project Cost	<u><u>\$3,120,738.00</u></u>

HISTORY OF PROJECT COST AND APPORTIONMENT

	Fund Code	Proposition	Previously Authorized	Authorized This Action	Unfunded Approval This Action
<u>State Share</u>					
Modernization/Additional Grant	951-570	51		\$1,872,443.00	\$1,872,443.00
<u>District Share</u>					
Cash Contribution				1,248,295.00	
Total				<u><u>\$3,120,738.00</u></u>	<u><u>\$1,872,443.00</u></u>

Funding Source(s): Proposition 51 Bonds/2016-Nov.

Pursuant to the Board's action on March 11, 2009, this application has been approved and placed on the Unfunded List (Lack of AB 55 Loans). This approval does not constitute a guarantee or commitment of future State funding.

The District shall ensure that it is in compliance with all applicable laws, regulations and certifications it made on the program forms.

Based on the Board's action on June 5, 2017, this project is subject to the Grant Agreement submittal pursuant to School Facility Program Regulation Section 1859.90.4.

The District is responsible for ensuring that the project is compliant with Prevailing Wage Monitoring and/or Labor Compliance Program requirements at the time construction contracts are executed and/or construction commenced.

SCHOOL DISTRICT DATA

Application No: 57/68411-00-048 **County:** San Diego
School District: Sweetwater Union High **School Name:** Castle Park Senior High A

PROJECT DATA

Type of Project:	High School	Application Filing Basis:	Site Specific
Pupils Assigned (Under 50 Yrs) K-6:		Pupils Assigned (Over 50 Yrs) K-6:	
7-8:		7-8:	
9-12:		9-12:	
Non-Severe:		Non-Severe:	107
Severe:		Severe:	34
Financial Hardship Requested:	No	Recommended Acres:	46.5
Alternative Education School:	No	Existing Acres:	45

ADJUSTED GRANT DATA

Modernization Grant – Over 50 Yrs	\$2,215,828.00
Small Size Project	88,633.00
Accessibility/Fire Code Req.	66,475.00
Total State Share (60%)	<u>2,370,936.00</u>
District Share (40%)	<u>1,580,624.00</u>
Total Project Cost	<u><u>\$3,951,560.00</u></u>

PROJECT FINANCING

<u>State Share</u>	
This Project	\$2,370,936.00
<u>District Share</u>	
Cash Contribution	1,580,624.00
Financial Hardship	
Total Project Cost	<u><u>\$3,951,560.00</u></u>

HISTORY OF PROJECT COST AND APPORTIONMENT

	Fund Code	Proposition	Previously Authorized	Authorized This Action	Unfunded Approval This Action
<u>State Share</u>					
Modernization/Additional Grant	951-570	51		\$2,370,936.00	\$2,370,936.00
<u>District Share</u>					
Cash Contribution				1,580,624.00	
Total				<u><u>\$3,951,560.00</u></u>	<u><u>\$2,370,936.00</u></u>

Funding Source(s): Proposition 51 Bonds/2016-Nov.

Pursuant to the Board's action on March 11, 2009, this application has been approved and placed on the Unfunded List (Lack of AB 55 Loans). This approval does not constitute a guarantee or commitment of future State funding.

The District shall ensure that it is in compliance with all applicable laws, regulations and certifications it made on the program forms.

Based on the Board's action on June 5, 2017, this project is subject to the Grant Agreement submittal pursuant to School Facility Program Regulation Section 1859.90.4.

The District is responsible for ensuring that the project is compliant with Prevailing Wage Monitoring and/or Labor Compliance Program requirements at the time construction contracts are executed and/or construction commenced.

SCHOOL DISTRICT DATA

Application No: 50/63321-00-032 **County:** Kern
School District: Bakersfield City Elementary **School Name:** Hills (Stella) Elementary

PROJECT DATA

Type of Project: Elementary School
Pupils Assigned **K-6:** 151
 7-8:
 9-12:
Non-Severe: 21
Severe: 9
Application Filing Basis: District Wide
Number of Classrooms: 13
Master Acres: 9.7
Existing Acres: 8.44
Proposed Acres:
Recommended Acres: 9.7
Facility Hardship (a): No
 Financial Hardship Requested: No
 Alternative Education School: No
Addition to Existing Site: Yes

ADJUSTED GRANT DATA

New Construction Grant \$2,686,363.00
Fire Detection Alarm 3,747.00
Service Site 196,193.00
Total State Share (50%) 2,886,303.00
District Share (50%) 2,886,303.00
Total Project Cost \$5,772,606.00

PROJECT FINANCING

State Share
This Project \$2,886,303.00

District Share
Cash Contribution 2,886,303.00
Financial Hardship
Total Project Cost \$5,772,606.00

HISTORY OF PROJECT COST AND APPORTIONMENT

	Fund Code	Proposition	Previously Authorized	Authorized This Action	Unfunded Approval This Action
<u>State Share</u>					
New Construction/Additional Grant	951-500	51		2,886,303.00	2,886,303.00
<u>District Share</u>					
Cash Contribution				2,886,303.00	
Total				<u>5,772,606.00</u>	<u>2,886,303.00</u>

Funding Source(s): Proposition 51 Bonds/2016-Nov.

Pursuant to the Board's action on March 11, 2009, this application has been approved and placed on the Unfunded List (Lack of AB 55 Loans). This approval does not constitute a guarantee or commitment of future State funding.

The District shall ensure that it is in compliance with all applicable laws, regulations and certifications it made on the program forms.

Based on the Board's action on June 5, 2017, this project is subject to the Grant Agreement submittal pursuant to School Facility Program Regulation Section 1859.90.4.

The District is responsible for ensuring that the project is compliant with Prevailing Wage Monitoring and/or Labor Compliance Program requirements at the time construction contracts are executed and/or construction commenced.

SCHOOL DISTRICT DATA

Application No: 50/63321-00-033 **County:** Kern
School District: Bakersfield City Elementary **School Name:** Evergreen Elementary

PROJECT DATA

Type of Project: Elementary School
Pupils Assigned **K-6:** 54
 7-8:
 9-12:
 Non-Severe:
 Severe: 18
Application Filing Basis: District Wide
Number of Classrooms: 5
Master Acres: 9.9
Existing Acres: 7.9
Proposed Acres:
Recommended Acres: 12
Facility Hardship (a): No
 Financial Hardship Requested: No
 Alternative Education School: No
Addition to Existing Site: Yes

ADJUSTED GRANT DATA

New Construction Grant	\$1,302,120.00
Fire Detection Alarm	1,926.00
Service Site	139,580.00
Off-Site	71,344.00
Small Size Project	156,254.00
Total State Share (50%)	<u>1,671,224.00</u>
District Share (50%)	<u>1,671,224.00</u>
Total Project Cost	<u><u>\$3,342,448.00</u></u>

PROJECT FINANCING

<u>State Share</u>	
This Project	\$1,671,224.00
<u>District Share</u>	
Cash Contribution	1,671,224.00
Financial Hardship	
Total Project Cost	<u><u>\$3,342,448.00</u></u>

HISTORY OF PROJECT COST AND APPORTIONMENT

	Fund Code	Proposition	Previously Authorized	Authorized This Action	Unfunded Approval This Action
<u>State Share</u>					
New Construction/Additional Grant	951-500	51		\$1,671,224.00	\$1,671,224.00
<u>District Share</u>					
Cash Contribution				1,671,224.00	
Total				<u><u>\$3,342,448.00</u></u>	<u><u>\$1,671,224.00</u></u>

Funding Source(s): Proposition 51 Bonds/2016-Nov.

Pursuant to the Board's action on March 11, 2009, this application has been approved and placed on the Unfunded List (Lack of AB 55 Loans). This approval does not constitute a guarantee or commitment of future State funding.

The District shall ensure that it is in compliance with all applicable laws, regulations and certifications it made on the program forms.

Based on the Board's action on June 5, 2017, this project is subject to the Grant Agreement submittal pursuant to School Facility Program Regulation Section 1859.90.4.

The District is responsible for ensuring that the project is compliant with Prevailing Wage Monitoring and/or Labor Compliance Program requirements at the time construction contracts are executed and/or construction commenced.

SCHOOL DISTRICT DATA

Application No: 50/64337-00-003
School District: Burbank Unified

County: Los Angeles
School Name: Bret Harte Elementary

PROJECT DATA

Type of Project: Elementary School
Pupils Assigned **K-6:**
 7-8:
 9-12:
Non-Severe:
 Severe: 18
Application Filing Basis: District Wide
Number of Classrooms: 2
Master Acres: 11.5
Existing Acres: 7.04
Proposed Acres:
Recommended Acres: 11.4
Facility Hardship (a): No
 Financial Hardship Requested: No
 Alternative Education School: No
Addition to Existing Site: Yes

ADJUSTED GRANT DATA

New Construction Grant	\$629,766.00
Fire Detection Alarm	1,116.00
Small Size Project	75,572.00
Total State Share (50%)	706,454.00
District Share (50%)	706,454.00
Total Project Cost	\$1,412,908.00

PROJECT FINANCING

<u>State Share</u>	
This Project	\$706,454.00
<u>District Share</u>	
Cash Contribution	706,454.00
Financial Hardship	
Total Project Cost	\$1,412,908.00

HISTORY OF PROJECT COST AND APPORTIONMENT

	Fund Code	Proposition	Previously Authorized	Authorized This Action	Unfunded Approval This Action
<u>State Share</u>					
New Construction/Additional Grant	951-500	51		\$706,454.00	\$706,454.00
<u>District Share</u>					
				706,454.00	
Cash Contribution					
Total				\$1,412,908.00	\$706,454.00

Funding Source(s): Proposition 51 Bonds/2016-Nov.

Pursuant to the Board's action on March 11, 2009, this application has been approved and placed on the Unfunded List (Lack of AB 55 Loans). This approval does not constitute a guarantee or commitment of future State funding.

The District shall ensure that it is in compliance with all applicable laws, regulations and certifications it made on the program forms.

Based on the Board's action on June 5, 2017, this project is subject to the Grant Agreement submittal pursuant to School Facility Program Regulation Section 1859.90.4.

The District is responsible for ensuring that the project is compliant with Prevailing Wage Monitoring and/or Labor Compliance Program requirements at the time construction contracts are executed and/or construction commenced.

SCHOOL DISTRICT DATA

Application No: 57/67918-00-007
School District: Victor Elementary

County: San Bernardino
School Name: Mojave Vista Elementary

PROJECT DATA

Type of Project:	Elementary School	Application Filing Basis:	Site Specific
Pupils Assigned (Under 50 Yrs)		Pupils Assigned (Over 50 Yrs)	
K-6:	141	K-6:	
7-8:		7-8:	
9-12:		9-12:	
Non-Severe:	13	Non-Severe:	
Severe:		Severe:	
Financial Hardship Requested:	No	Recommended Acres:	15.3
Alternative Education School:	No	Existing Acres:	8.8

ADJUSTED GRANT DATA

Modernization Grant – Under 50 Yrs	\$799,898.00
Prevailing Wage Monitoring	\$1,481.00
Small Size Project	\$31,996.00
Urban Security	\$131,664.00
Accessibility/Fire Code Req.	\$23,997.00
Total State Share (60%)	989,036.00
District Share (40%)	659,357.00
Total Project Cost	\$1,648,393.00

PROJECT FINANCING

<u>State Share</u>	
This Project	\$989,036.00
<u>District Share</u>	
Cash Contribution	659,357.00
Financial Hardship	
Total Project Cost	\$1,648,393.00

HISTORY OF PROJECT COST AND APPORTIONMENT

	Fund Code	Proposition	Previously Authorized	Authorized This Action	Unfunded Approval This Action
<u>State Share</u>					
Modernization/Additional Grant	951-570	51		\$989,036.00	\$989,036.00
<u>District Share</u>					
Cash Contribution				659,357.00	
Total				\$1,648,393.00	\$989,036.00

Funding Source(s): Proposition 51 Bonds/2016-Nov.

Pursuant to the Board's action on March 11, 2009, this application has been approved and placed on the Unfunded List (Lack of AB 55 Loans). This approval does not constitute a guarantee or commitment of future State funding.

The District shall ensure that it is in compliance with all applicable laws, regulations and certifications it made on the program forms.

Based on the Board's action on June 5, 2017, this project is subject to the Grant Agreement submittal pursuant to School Facility Program Regulation Section 1859.90.4.

The District is responsible for ensuring that the project is compliant with Prevailing Wage Monitoring and/or Labor Compliance Program requirements at the time construction contracts are executed and/or construction commenced.

SCHOOL DISTRICT DATA

Application No: 50/63610-00-001
School District: Maple Elementary

County: Kern
School Name: Maple Elementary

PROJECT DATA

Type of Project: Elementary School
Pupils Assigned
 K-6: 27
 7-8: 27
 9-12: 27
Non-Severe:
 Severe:
Application Filing Basis: District Wide
Number of Classrooms: 1
Master Acres:
Existing Acres: 8.18
Proposed Acres:
Recommended Acres: 8.6
Facility Hardship (a): No
Financial Hardship Requested: Yes
Alternative Education School: No
Addition to Existing Site: Yes

ADJUSTED GRANT DATA

New Construction Grant	\$355,563.00
Fire Detection Alarm	540.00
Project Assistance	7,615.00
Service Site	4,743.00
Small Size Project	42,668.00
Total State Share (50%)	411,129.00
District Share (50%)	411,129.00
Total Project Cost	\$822,258.00

PROJECT FINANCING

<u>State Share</u>	
This Project	\$411,129.00
<u>District Share</u>	
Cash Contribution	
Financial Hardship	411,129.00
Total Project Cost	\$822,258.00

HISTORY OF PROJECT COST AND APPORTIONMENT

	Fund Code	Proposition	Previously Authorized	Authorized This Action	Unfunded Approval This Action
<u>State Share</u>					
New Construction/Additional Grant	947-501	47		\$4,053.47	\$4,053.47
New Construction/Additional Grant	951-500	51		291,405.53	291,405.53
New Construction/Additional Grant	051-500	51	115,670.00		
<u>District Share</u>					
<u>Cash Contribution</u>					
Financial Hardship	919-617	1A		4,843.11	4,843.11
Financial Hardship	951-500	51		290,615.89	\$290,615.89
Financial Hardship	051-500	51	115,670.00		
Total			\$231,340.00	\$590,918.00	\$590,918.00

Funding Source(s): Proposition 1A Bonds/1998-Nov., Proposition 47 Bonds/2002-Nov., Proposition 51 Bonds/2016-Nov.

Pursuant to the Board's action on March 11, 2009, this application has been approved and placed on the Unfunded List (Lack of AB 55 Loans). This approval does not constitute a guarantee or commitment of future State funding.

The District shall ensure that it is in compliance with all applicable laws, regulations and certifications it made on the program forms.

Based on the Board's action on June 5, 2017, this project is subject to the Grant Agreement submittal pursuant to School Facility Program Regulation Section 1859.90.4.

The District is responsible for ensuring that the project is compliant with Prevailing Wage Monitoring and/or Labor Compliance Program requirements at the time construction contracts are executed and/or construction commenced.

SCHOOL DISTRICT DATA

Application No: 50/75093-00-012
School District: Dublin Unified

County: Alameda
School Name: Cottonwood Creek Elementary

PROJECT DATA

Type of Project: Elementary School
Pupils Assigned
 K-6: 725
 7-8: 459
 9-12:
Non-Severe:
 Severe:
Application Filing Basis:
Number of Classrooms: District Wide
Master Acres: 52
Existing Acres: 24.5
Proposed Acres: 10.08
Recommended Acres: 10.08
Facility Hardship (a): 21.1
Financial Hardship Requested: No
Alternative Education School: No
Addition to Existing Site: No

ADJUSTED GRANT DATA

New Construction Grant	\$15,071,546.00
Multi-Level	1,808,586.00
Fire Detection Alarm	20,055.00
Sprinkler System	265,357.00
Site Acquisition	10,959.00
Service Site	528,928.00
Urban/Security	5,574,577.00
Utilities	35,216.00
General Site	1,234,214.00
Total State Share (50%)	24,549,438.00
District Share (50%)	24,549,438.00
Total Project Cost	\$49,098,876.00

PROJECT FINANCING

<u>State Share</u>	
This Project	\$24,549,438.00
<u>District Share</u>	
Cash Contribution	24,549,438.00
Financial Hardship	
Total Project Cost	\$49,098,876.00

HISTORY OF PROJECT COST AND APPORTIONMENT

	Fund Code	Proposition	Previously Authorized	Authorized This Action	Unfunded Approval This Action
<u>State Share</u>					
New Construction/Additional Grant	951-500	51	\$18,974,861.00	\$5,574,577.00	\$5,574,577.00
<u>District Share</u>					
Cash Contribution			18,974,861.00	5,574,577.00	
Total			\$37,949,722.00	\$11,149,154.00	\$5,574,577.00

Funding Source(s): Proposition 51 Bonds/2016-Nov.

Pursuant to the Board's action on March 11, 2009, this application has been approved and placed on the Unfunded List (Lack of AB 55 Loans). This approval does not constitute a guarantee or commitment of future State funding.

The District shall ensure that it is in compliance with all applicable laws, regulations and certifications it made on the program forms.

Based on the Board's action on June 5, 2017, this project is subject to the Grant Agreement submittal pursuant to School Facility Program Regulation Section 1859.90.4.

The District is responsible for ensuring that the project is compliant with Prevailing Wage Monitoring and/or Labor Compliance Program requirements at the time construction contracts are executed and/or construction commenced.

Errors and Omissions: Staff is recommending an increase to the previously approved item dated May 27, 2020 for the Urban/Security grant.

This project shall maintain its originally approved Unfunded Approval date of May 27, 2020.

SCHOOL DISTRICT DATA

Application Number: 50/10074-99-005
County: Contra Costa
Financial Hardship: Yes

School District: Contra Costa County Office of Educ.
School Name: Community East
Date of Financial Hardship Status: August 13, 2010

The District qualifies for financial hardship pursuant to SFP Regulation Section 1859.81(c)(3).

PURPOSE OF REPORT

To recommend accounting revisions to close out a completed project.

DESCRIPTION

This is a Financial Hardship project and has savings in the amount of \$811 and interest earned of \$9 due after three years. School Facility Program Regulation Section 1859.103 states that “the State’s portion of any savings declared by the district or determined by the OPSC by audit must be used to reduce the SFP financial hardship grant of that project ... Any interest earned on a financial hardship project not expended on eligible project expenditures will be treated as savings and will be used to reduce the SFP financial hardship grant for that project.” The District has concurred with the findings and has agreed to return State funds in the amount of \$820.

Detail of Final Cost & Financing

Budget Item	Currently Approved	Required Change	Revised Approval
SFP New Construction	\$1,238,260.00	\$(405.50)	\$1,237,854.50
SFP Service Site	161,462.00	0.00	161,462.00
SFP Offsite	23,096.00	0.00	23,096.00
SFP Utilities	43,230.00	0.00	43,230.00
SFP Financial Hardship	1,510,292.00	(405.50)	1,509,886.50
SFP Project Assistance	5,498.00	0.00	5,498.00
SFP Fire Detection/Alarm	2,424.00	0.00	2,424.00
SFP Fire Sprinklers	19,089.00	0.00	19,089.00
SFP Labor Compliance Program	17,233.00	0.00	17,233.00
Total State Apportionment	\$3,020,584.00	\$(811.00)	\$3,019,773.00

Financing	Currently Approved	Required Change	Revised Approval
State (SFP)	\$1,510,292.00	\$(405.50)	\$1,509,886.50
Financial Hardship (SFP)	1,510,292.00	(405.50)	1,509,886.50
Total Project Costs	\$3,020,584.00	\$(811.00)	\$3,019,773.00

RECOMMENDATIONS

1. Approve a decrease of \$811.00 in the total project cost from \$3,020,584.00 to \$3,019,773.00.
2. Approve a decrease of \$405.50 in the State Apportionment [Bonds 2004-Mar.; 055-500] from \$1,510,292.00 to \$1,509,886.50.
3. Approve a decrease of \$405.50 in the Financial Hardship Contribution [Bonds/2004-Mar.; 055-500] from \$1,510,292.00 to \$1,509,886.50.
4. Require the District to return State funds in the amount of \$811.
5. Require the District to return interest in the amount of \$9.

SCHOOL DISTRICT DATA

Application Number: 54/70912-00-001
 County: Sonoma
 Financial Hardship: No

School District: Santa Rosa Elementary
 School Name: Charter School for the Arts

PURPOSE OF REPORT

To recommend accounting revisions to close out a completed project.

DESCRIPTION

A review of expenditures reported by the District has been made in accordance with School Facility Program (SFP) Regulation Section 1859.106 and the revisions indicated are necessary to close out this completed project.

This is a Charter School Facilities Program (CSFP) project and has savings in the amount of \$65,678.54. SFP Regulation Section 1859.169.1 states “Projects funded under the CSFP do not generate savings pursuant to Section 1859.103. In addition, State funds remaining at the completion of the project may not be used to satisfy the local matching share obligation. Remaining funds must be returned to the State.” The Charter School has concurred with the findings and agrees to return the State funds in the amount of \$65,678.54.

Detail of Final Cost & Financing

Budget Item	Currently Approved	Required Change	Revised Approval
SFP New Construction	\$1,736,175.00	\$(32,839.27)	\$1,703,335.73
SFP Multi Level Construction	178,578.00	-	178,578.00
SFP Service Site	138,077.00	-	138,077.00
SFP Offsite	16,189.00	-	16,189.00
SFP Utilities	7,281.00	-	7,281.00
SFP Urban Security	846,626.00	-	846,626.00
SFP Fire Detection/Alarm	1,925.00	-	1,925.00
SFP Fire Sprinklers	29,225.00	-	29,225.00
SFP CSFA Lease Amount	2,811,749.42	(32,839.27)	2,778,910.15
Total State Apportionment	\$5,765,825.42	\$(65,678.54)	\$5,700,146.88

Financing	Currently Approved	Required Change	Revised Approval
State (SFP)	\$2,954,076.00	\$(32,839.27)	\$2,921,236.73
CSFA Lease Amount	2,811,749.42	(32,839.27)	2,778,910.15
District Contribution	142,326.58	-	142,326.58
Total Project Costs	\$5,908,152.00	\$(65,678.54)	\$5,842,473.46

RECOMMENDATIONS

1. Approve a decrease of \$65,678.54 in the total project cost from \$5,908,152.00 to \$5,842,473.46.
2. Approve a decrease of \$32,839.27 in the State Apportionment [Bonds/2006-Nov.; 057-540] from \$2,954,076.00 to \$2,921,236.73.
3. Approve a decrease of \$32,839.27 in the CSFA Lease Amount [Bonds/2006-Nov.; 057-540] from \$2,811,749.42 to \$2,778,910.15
4. Require the District to return State funds in the amount of \$65,678.54.

SCHOOL DISTRICT DATA

Application Number: 56/64733-00-009
 County: Los Angeles
 Financial Hardship: No

School District: Los Angeles Unified
 School Name: Ninth Street Elementary
 Date of Financial Hardship Status: N/A

PURPOSE OF REPORT

To recommend accounting revisions to close out a completed project.

DESCRIPTION

A review of expenditures reported by the District has been made in accordance with School Facility Program (SFP) Regulation Section 1859.106 and the revisions indicated are necessary to close out this completed project.

The District incurred additional eligible expenditures per SFP Regulation Sections 1859.74 and 1859.106 and may receive additional relocation assistance and hazardous waste funding in the amount of \$174,624.97. The District was also over-funded for Department of Toxic Substances Control (DTSC) costs in the amount of \$33,981.59. The District has concurred with these findings and is eligible for additional apportionments of the State share in the amount of \$157,634.17.

Detail of Final Cost & Financing

Budget Item	Currently Approved	Required Change	Revised Approval
SFP New Construction	\$4,100,400.00	-	\$4,100,400.00
SFP Multi Level Construction	492,048.00	-	492,048.00
SFP Site Acquisition	1,300,000.00	-	1,300,000.00
SFP Site Relocation	200,500.00	\$135,700.05	336,200.05
SFP Site Other	52,000.00	-	52,000.00
SFP Service Site	2,410,244.00	-	2,410,244.00
SFP General Site	285,454.00	-	285,454.00
SFP Offsite	161,766.00	-	161,766.00
SFP Utilities	121,761.00	-	121,761.00
SFP Urban Security	2,503,581.00	-	2,503,581.00
SFP Site DTSC Fee	20,170.00	(16,990.79)	3,179.21
SFP Site Hazardous Removal	449,696.00	38,924.91	488,620.91
SFP Fire Detection/Alarm	4,950.00	-	4,950.00
SFP Fire Sprinklers	68,850.00	-	68,850.00
SFP High Performance	473,062.00	-	473,062.00
Total State Apportionment	\$12,644,482.00	\$157,634.17	\$12,802,116.17

Financing	Currently Approved	Required Change	Revised Approval
State (SFP)	\$12,644,482.00	\$157,634.17	\$12,802,116.17
District Contribution	12,644,482.00	157,634.17	12,802,116.17
Total Project Costs	\$25,288,964.00	\$315,268.34	\$25,604,232.34

RECOMMENDATIONS

1. Approve an increase of \$315,268.34 in the total project cost from \$25,288,964.00 to \$25,604,232.34.
2. Approve an increase of \$157,634.17 in the District Contribution from \$12,644,482.00 to \$12,802,116.17.
3. Approve an increase of \$157,634.17 in the State Apportionment [Bonds/2006-Nov.; 957-531] from \$12,644,482.00 to \$12,802,116.17.
4. Approve an unfunded approval in the amount of \$157,634.17.

SCHOOL DISTRICT DATA

Application Number: 57/10074-00-001
County: Contra Costa
Financial Hardship: Yes

School District: Contra Costa County Office of Educ.
School Name: Floyd I. Marchus
Date of Financial Hardship Status: April 29, 2009

The District qualifies for financial hardship pursuant to SFP Regulation Section 1859.81(c)(3).

PURPOSE OF REPORT

To recommend accounting revisions to close out a completed project.

DESCRIPTION

A review of expenditures reported by the District has been made in accordance with School Facility Program (SFP) Regulation Section 1859.106 and the revisions indicated are necessary to close out this completed project. This is a Financial Hardship project and has savings in the amount of \$156.00 and interest earned of \$1.81 due after three years. School Facility Program Regulation Section 1859.103 states that “the State’s portion of any savings declared by the district or determined by the OPSC by audit must be used to reduce the SFP financial hardship grant of that project ... Any interest earned on a financial hardship project not expended on eligible project expenditures will be treated as savings and will be used to reduce the SFP financial hardship grant for that project.” The District has concurred with the findings and has agreed to return State funds in the amount of \$157.81.

Detail of Final Cost & Financing

Budget Item	Currently Approved	Required Change	Revised Approval
SFP Small School	\$79,607.00	\$0.00	\$79,607.00
SFP Fire Code Compliance	59,705.00	0.00	59,705.00
SFP Financial Hardship	1,448,375.25	(78.00)	1,448,297.25
SFP Project Assistance	3,013.00	0.00	3,013.00
SFP Fire Detection/Alarm	40,068.00	0.00	40,068.00
SFP 50 Year Old Modernization	1,990,170.00	(78.00)	1,990,092.00
Total State Apportionment	\$3,620,938.25	\$(156.00)	\$3,620,782.25

Financing	Currently Approved	Required Change	Revised Approval
State (SFP)	\$2,172,563.00	\$(78.00)	\$2,172,485.00
Financial Hardship (SFP)	1,448,375.25	(78.00)	1,448,297.25
Total Project Costs	\$3,620,938.25	\$(156.00)	\$3,620,782.25

RECOMMENDATIONS

1. Approve a decrease of \$156.00 in the total project cost from \$3,620,938.25.00 to \$3,620,782.25.
2. Approve a decrease of \$78.00 in the State Apportionment [Bonds/2006-Nov.; 057-570] from \$2,172,563.00 to \$2,172,485.00.
3. Approve a decrease of \$78.00 in the Financial Hardship Contribution [Bonds/2006-Nov.; 057-570] from \$1,448,375.25 to \$1,448,297.25.
4. Require the District to return State funds in the amount of \$156.
5. Require the District to return interest in the amount of \$2.

SCHOOL DISTRICT DATA

Application Number: 59/69484-00-001
 County: Santa Clara
 Financial Hardship: No

School District: Gilroy Unified
 School Name: Gilroy High

PURPOSE OF REPORT

To recommend accounting revisions to close out a completed project.

DESCRIPTION

A review of expenditures reported by the District has been made in accordance with School Facility Program (SFP) Regulation Section 1859.106 and the revisions indicated are necessary to close out this completed project.

This is a Career Technical Education Facilities Program project and has savings in the amount of \$31,324.85. SFP Regulation Section 1859.199 states “an applicant district may not retain savings realized by a Career Technical Education Facilities Project.” The District has concurred with the findings and agrees to return the State funds in the amount of \$15,662.43.

Detail of Final Cost & Financing

Budget Item	Currently Approved	Required Change	Revised Approval
SFP Modernization	\$1,151,893.00	\$(15,662.43)	\$1,136,230.57
SFP Project Assistance	2,810.00	-	2,810.00
SFP Prevailing Wage Monitoring	1,490.00	-	1,490.00
SFP CTE Equipment	37,198.00	-	37,198.00
Total State Apportionment	\$1,193,391.00	\$(15,662.43)	\$1,177,728.57

Financing	Currently Approved	Required Change	Revised Approval
State (SFP)	\$1,193,391.00	\$(15,662.43)	\$1,177,728.57
District Contribution	1,193,391.00	(15,662.42)	1,177,728.58
Total Project Costs	\$2,386,782.00	\$(31,324.85)	\$2,355,457.15

RECOMMENDATIONS

1. Approve a decrease of \$31,324.85 in the total project cost from \$2,386,782.00 to \$2,355,457.15.
2. Approve a decrease of \$15,662.42 in the District Contribution from \$1,193,391.00 to \$1,177,728.58.
3. Approve a decrease of \$15,662.43 in the State Apportionment [Bonds/2006-Nov.; 057-600] from \$1,193,391.00 to \$1,177,728.57.
4. Require the District to return State funds in the amount of \$15,662.43.

SCHOOL FACILITY PROGRAM

SUBSTANTIAL PROGRESS REDUCTION TO COSTS INCURRED

PURPOSE OF REPORT

To present School Facility Program (SFP) project apportionments to be reduced to eligible costs incurred.

DESCRIPTION

The SFP projects listed on the Attachment are school District and financial hardship County Office of Education (COE) that received an adjusted grant fund release and a separate design fund release, respectively. The District and COE have either requested to have their projects reduced to costs incurred or have not met the substantial progress requirement or have indicated that they will be unable to move forward with the SFP projects listed on the Attachment. The District and COE have requested that their apportionments be reduced to costs incurred to recognize eligible costs for the adjusted grant phase and separate design phase.

AUTHORITY

Pursuant to Education Code Section 17076.10(b), sufficient evidence of substantial progress for the design, site and adjusted grant apportionments shall be due 18 months from the date any funds were released to the district. The SFP Regulation Section 1859.105 requires that when an apportionment is reduced to project costs incurred or rescinded, all State funds not used to finance eligible expenditures are to be returned to the State Allocation Board (SAB). The SFP Regulations also stipulate that interest earned on State funds, which is not used to finance eligible expenditures, is due to the SAB.

RECOMMENDATIONS

1. Find that the District and COE are unable to meet the substantial progress requirements or indicated that they will be unable to move forward with the projects listed on the Attachment.
2. Reduce the funded apportionments to costs incurred for the projects listed on the Attachment.
3. Direct Staff to adjust the District baseline eligibility, according to the increases (identified in the "Pupils Returned to the District's Baseline" column) on the Attachment, once all funds due to the State have been received.

**ATTACHMENT
SCHOOL FACILITY PROGRAM
SUBSTANTIAL PROGRESS REDUCTION TO COSTS INCURRED
State Allocation Board Meeting, June 24, 2020**

Pupil Grant Adjustments

Grant Adjustments

Type of Grant	District County Application Number	Type of Original Pupils Assigned to Apportionment	Number of Original Pupils Assigned to Apportionment	Number of Pupils Returned to the District's Baseline	State/FH Contribution	District Contribution	Interest	Amount of Eligible Expenditures	Reduction in Apportionment
Design Grant	Solano County Office of Education* Solano 57/10488-00-020	Severe	19	17	\$ 52,507.00	\$ 0.00	\$ 1,419.56	\$ 36,931.42	\$ 16,995.14
Design Grant	Solano County Office of Education* Solano 57/10488-00-024	Severe	20	17	\$ 55,270.00	\$ 0.00	\$ 1,700.77	\$ 48,493.75	\$ 8,477.02
Design Grant	Solano County Office of Education* Solano 57/10488-00-028	Severe	8	7	\$ 22,108.00	\$ 0.00	\$ 562.88	\$ 14,952.80	\$ 7,718.08
Design Grant	Solano County Office of Education* Solano 50/10488-00-029	Severe	27	26	\$ 276,491.00	\$ 0.00	\$ 15,314.37	\$ 65,574.81	\$ 226,230.56
Adjusted Grant	Campbell Union High School District** Santa Clara 59/69401-00-002	n/a	n/a	n/a	\$ 610,353.00	\$ 610,353.00	\$ 25,203.68	\$ 207,260.00	\$ 519,324.84

Total of Reduction in Apportionment: \$ 778,745.64

*This is a Financial Hardship project and the net savings amount must be returned to the State to reduce the State and Financial Hardship contribution on this project. Recognize that the COE has already returned the State funds.

**Pupil grants are not assigned to Career Technical Education (CTE) project. This is a CTE project and the State's share of the savings must be returned to reduce the State contribution on this project.

Facility Hardship / Rehabilitation Program

FACILITY HARDSHIP / REHABILITATION PROGRAM

SCHOOL DISTRICT DATA

School District: Albany City Unified
Application Number: 58/61127-00-001
Total District Enrollment: 3,586
County: Alameda

School Name: Albany High
Project Grade Level: 9-12
Financial Hardship: No

TYPE OF REQUEST

State Allocation Board (Board) approval for placement on the Unfunded List (Lack of AB 55 Loans) for a School Facility Program (SFP) Facility Hardship rehabilitation project.

Total Project Cost: \$1,934,341.00
Cost to the State: \$1,160,605.00

DESCRIPTION

DESCRIPTION OF HEALTH AND SAFETY THREAT

The existing fire alarm system at Albany High School is inoperable and cannot be repaired. A report dated September 18, 2019 by engineering firm IMEG Corp, identifies several non-functioning critical components in the current system that “represent an imminent health and life-safety hazard.” In a letter dated April 7, 2020 the Albany Fire Department concurred that the condition of the system “represented an imminent health and life-safety hazard. Being able to retrofit the system was not possible. The immediate and timely replacement of the system was necessary to ensure the wellbeing of the students, faculty, and general public.”

SCOPE OF PROJECT

The scope of this project includes the replacement of the fire alarm system.

STATUS OF SCHOOL SITE

The District completed this project in January 2020.

QUALIFYING CRITERIA

GOVERNMENT/STATE LEVEL OCCURENCE

The Albany Fire Department has provided written concurrence from their Fire Prevention Officer supporting the industry specialist's findings and recommended work to mitigate the health and safety threat.

Staff Supports the District's Request: Yes

SITE VISIT COMPLETED BY STAFF

Staff accepted detailed reports from an industry specialist in lieu of a site visit.

AUTHORITY

See Attachment A

RECOMMENDATION

Approve the District's request for an unfunded approval for the replacement of the fire alarm system at the Albany High School site, pursuant to the SFP Regulation Section 1859.83(e) as shown on Attachment B.

AUTHORITY

Education Code (EC) Section 17075.10(a) states:

A school district may apply for hardship assistance in cases of extraordinary circumstances. Extraordinary circumstances may include, but are not limited to, the need to repair, reconstruct, or replace the most vulnerable school facilities that are identified as a Category 2 building, as defined in the report submitted pursuant to Section 17317, determined by the department to pose an unacceptable risk of injury to its occupants in the event of a seismic event.

SFP Regulation Section 1859.82 states, "A district is eligible for facility hardship funding to repair, replace, or construct new classrooms and related facilities if the district demonstrates there is an unmet need for pupil housing or the condition of the facilities, or the lack of facilities, is a threat to the health and safety of the pupils."

SFP Regulation Section 1859.82(a)(1) provides for Facility Hardship grant funding when:

The facilities are needed to ensure the health and safety of the pupils if the district can demonstrate to the satisfaction of the Board that the health and safety of the pupils is at risk. Factors to be considered by the Board shall include the close proximity to a major freeway, airport, electrical facility, high power transmission lines, dam, pipeline, industrial facility, adverse air quality emission or other health and safety risks, including structural deficiencies required by the DSA to be repaired, seismic mitigation of the Most Vulnerable Category 2 Buildings as verified by the DSA, traffic safety or because the pupils reside in remote areas of the district and transportation to existing facilities is not possible or poses a health and safety risk.

SFP Regulation Section 1859.82(a)(1)(A)(1) states,

If the total cost to remain in the classroom or related facility is 50 percent or less than the Current Replacement Cost, the district may qualify for either grant below, as applicable:

- a. Modernization Excessive Cost Hardship Grant for Rehabilitation Costs pursuant to Section 1859.83(e), or
- b. A grant not to exceed 50 percent of the cost estimate that has been reviewed and approved by the OPSC and approved by the Board for seismic repair.

Regulation Section 1859.83(e) states:

Excessive Cost for rehabilitation of facilities the Board has determined are a health and safety risk to the pupils pursuant to Section 1859.82(a)(1) and the cost/benefit analysis to mitigate the problem and remain in the facility is less than 50 percent of the Current Replacement Cost of the facility. The cost/benefit analysis shall not include increased costs associated with high performance related costs or components, with the exception of those high performance components that were pre-existing in the classroom or related facility. If the district qualifies, the district is eligible for funding of Rehabilitation Costs as a modernization project. If the Approved Application is received on or before April 29, 2002, the grant amount provided is 80 percent of the amount of the cost estimate required in Section 1859.82(a)(1) that has been reviewed by the OPSC and approved by the Board. If the Approved Application is received after April 29, 2002, the grant amount provided is 60 percent of the amount of the cost estimate required in Section 1859.82(a)(1) that has been reviewed by the OPSC and approved

by the Board. An additional grant may be provided for high performance incentive pursuant to Section 1859.77.4 provided that the high performance points attained are related to the scope of the Facility Hardship project. For any project funded in whole or in part from Proposition 47 or Proposition 55 for which the construction contract is awarded prior to January 1, 2012, the district may be eligible for the funding provided to initiate and enforce a LCP as prescribed in Section 1859.78.1(a). For any project for which the construction contract is awarded on January 1, 2012 through June 19, 2014, the grant may be adjusted in the manner prescribed in Section 1859.78.1(b) and subject to the limitations established in Section 1859.78.1(c).

SCHOOL DISTRICT DATA

Application No: 58/61127-00-001
School District: Albany City Unified

County: Alameda
School Name: Albany High

PROJECT DATA

Type of Project: High School **Application Filing Basis:** Site Specific
 Pupils Assigned (Under 50 Yrs)
 K-6:
 7-8: **Recommended Acres:** 37
 9-12: **Existing Acres:** 3.9
 Non-Severe:
 Severe:
 Financial Hardship Requested: No
 Alternative Education School: No

ADJUSTED GRANT DATA

Rehabilitation	\$1,160,605.00
Total State Share (60%)	1,160,605.00
District Share (40%)	773,736.00
Total Project Cost	<u><u>\$1,934,341.00</u></u>

PROJECT FINANCING

State Share	
This Project	\$1,160,605.00
District Share	
Cash Contribution	773,736.00
Financial Hardship	
Total Project Cost	<u><u>\$1,934,341.00</u></u>

HISTORY OF PROJECT COST AND APPORTIONMENT

	Fund Code	Proposition	Previously Authorized	Authorized This Action	Unfunded Approval This Action
<u>State Share</u>					
Modernization/Additional Grant	951-570	51		\$1,160,605.00	\$1,160,605.00
<u>District Share</u>					
Cash Contribution				773,736.00	
Total				<u><u>\$1,934,341.00</u></u>	<u><u>\$1,160,605.00</u></u>

Funding Source(s): Proposition 51 Bonds/2016-Nov.

Pursuant to the Board's action on March 11, 2009, this application has been approved and placed on the Unfunded List (Lack of AB 55 Loans). This approval does not constitute a guarantee or commitment of future State funding.

The District shall ensure that it is in compliance with all applicable laws, regulations and certifications it made on the program forms.

Based on the Board's action on June 5, 2017, this project is subject to the Grant Agreement submittal pursuant to School Facility Program Regulation Section 1859.90.4.

The District is responsible for ensuring that the project is compliant with Prevailing Wage Monitoring and/or Labor Compliance Program requirements at the time construction contracts are executed and/or construction commenced.

FACILITY HARDSHIP / REHABILITATION PROGRAM

SCHOOL DISTRICT DATA

School District: Del Norte County Unified
Application Number: 58/61820-00-006
Total District Enrollment: 3,981
County: Del Norte

School Name: Redwood Elementary
Project Grade Level: K-8
Financial Hardship: No

TYPE OF REQUEST

State Allocation Board (Board) approval for placement on the Unfunded List (Lack of AB 55 Loans) for a School Facility Program (SFP) Facility Hardship Rehabilitation project.

Total Project Cost: \$175,050
Cost to the State: \$105,030

DESCRIPTION

DESCRIPTION OF HEALTH AND SAFETY THREAT

The current fire alarm system at Redwood Elementary is a basic manually activated fire alarm notification system consisting of pull stations and Notification Appliance Circuit (NAC) devices with no automatic functions. According to a report by Northridge Electric dated March 27, 2018, the conduit that services the fire alarm system at Redwood Elementary is in poor condition due to exposure to "inclement salt air weather contamination" and the system is "obsolete, inoperable, and incapable of being serviced adequately." Fort Dick Fire Protection District concurred that the overall condition of the fire alarm system "is so fragile that failure is imminent" and is in "dire need of replacement to protect the students and staff." Because of the state of the current fire alarm system, an insufficient margin of safety protection for students, faculty, staff, and facilities currently exists at this location.

SCOPE OF PROJECT

The scope of this project includes the replacement of the fire alarm system.

STATUS OF SCHOOL SITE

The District anticipates beginning construction in the summer of 2020.

QUALIFYING CRITERIA

GOVERNMENT/STATE LEVEL OCCURENCE

The Fort Dick Fire Protection District has provided written concurrence from their Chief supporting the industry specialist's findings and recommended work to mitigate the health and safety threat.

Staff Supports the District's Request: Yes

SITE VISIT COMPLETED BY STAFF

Staff accepted detailed reports from an industry specialist in lieu of a site visit.

AUTHORITY

See Attachment A

RECOMMENDATION

Approve the District's request for an unfunded approval for the replacement of the fire alarm system at the Redwood Elementary School site, pursuant to SFP Regulation Section 1859.83(e) as shown on Attachment B.

ATTACHMENT A

AUTHORITY

Education Code (EC) Section 17075.10(a) states:

A school district may apply for hardship assistance in cases of extraordinary circumstances. Extraordinary circumstances may include, but are not limited to, the need to repair, reconstruct, or replace the most vulnerable school facilities that are identified as a Category 2 building, as defined in the report submitted pursuant to Section 17317, determined by the department to pose an unacceptable risk of injury to its occupants in the event of a seismic event.

SFP Regulation Section 1859.82 states, "A district is eligible for facility hardship funding to repair, replace, or construct new classrooms and related facilities if the district demonstrates there is an unmet need for pupil housing or the condition of the facilities, or the lack of facilities, is a threat to the health and safety of the pupils."

SFP Regulation Section 1859.82(a)(1) provides for Facility Hardship grant funding when:

The facilities are needed to ensure the health and safety of the pupils if the district can demonstrate to the satisfaction of the Board that the health and safety of the pupils is at risk. Factors to be considered by the Board shall include the close proximity to a major freeway, airport, electrical facility, high power transmission lines, dam, pipeline, industrial facility, adverse air quality emission or other health and safety risks, including structural deficiencies required by the DSA to be repaired, seismic mitigation of the Most Vulnerable Category 2 Buildings as verified by the DSA, traffic safety or because the pupils reside in remote areas of the district and transportation to existing facilities is not possible or poses a health and safety risk.

SFP Regulation Section 1859.82(a)(1)(A)(1) states,

If the total cost to remain in the classroom or related facility is 50 percent or less than the Current Replacement Cost, the district may qualify for either grant below, as applicable:

- a. Modernization Excessive Cost Hardship Grant for Rehabilitation Costs pursuant to Section 1859.83(e), or
- b. A grant not to exceed 50 percent of the cost estimate that has been reviewed and approved by the OPSC and approved by the Board for seismic repair.

Regulation Section 1859.83(e) states:

Excessive Cost for rehabilitation of facilities the Board has determined are a health and safety risk to the pupils pursuant to Section 1859.82(a)(1) and the cost/benefit analysis to mitigate the problem and remain in the facility is less than 50 percent of the Current Replacement Cost of the facility. The cost/benefit analysis shall not include increased costs associated with high performance related costs or components, with the exception of those high performance components that were pre-existing in the classroom or related facility. If the district qualifies, the district is eligible for funding of Rehabilitation Costs as a modernization project. If the Approved Application is received on or before April 29, 2002, the grant amount provided is 80 percent of the amount of the cost estimate required in Section 1859.82(a)(1) that has been reviewed by the OPSC and approved by the Board. If the Approved Application is received after April 29, 2002, the grant amount provided is 60 percent of the amount of the cost estimate required in Section 1859.82(a)(1) that has been reviewed by the OPSC and approved by the Board. An additional grant may be provided for high performance incentive pursuant to Section 1859.77.4 provided that the high performance points attained are

ATTACHMENT A

related to the scope of the Facility Hardship project. For any project funded in whole or in part from Proposition 47 or Proposition 55 for which the construction contract is awarded prior to January 1, 2012, the district may be eligible for the funding provided to initiate and enforce a LCP as prescribed in Section 1859.78.1(a). For any project for which the construction contract is awarded on January 1, 2012 through June 19, 2014, the grant may be adjusted in the manner prescribed in Section 1859.78.1(b) and subject to the limitations established in Section 1859.78.1(c).

SCHOOL DISTRICT DATA

Application No: 58/61820-00-006 **County:** Del Norte
School District: Del Norte County Unified **School Name:** Redwood Elementary

PROJECT DATA

Type of Project: Elementary **Application Filing Basis:** Site Specific
Pupils Assigned (Under 50 Yrs) **K-6:**
7-8:
9-12: **Recommended Acres:** 13.9
Non-Severe: **Existing Acres:** 10
Severe:
Financial Hardship Requested: No
Alternative Education School: No

ADJUSTED GRANT DATA

Rehabilitation	\$105,030.00
Total State Share (60%)	105,030.00
District Share (40%)	70,020.00
Total Project Cost	<u><u>\$175,050.00</u></u>

PROJECT FINANCING

State Share	
This Project	\$105,030.00
District Share	
Cash Contribution	70,020.00
Financial Hardship	
Total Project Cost	<u><u>\$175,050.00</u></u>

HISTORY OF PROJECT COST AND APPORTIONMENT

	Fund Code	Proposition	Previously Authorized	Authorized This Action	Unfunded Approval This Action
<u>State Share</u>					
Modernization/Additional Grant	951-570	51		\$105,030.00	\$105,030.00
<u>District Share</u>					
Cash Contribution				70,020.00	
Total				<u><u>\$175,050.00</u></u>	<u><u>\$105,030.00</u></u>

Funding Source(s): Proposition 51 Bonds/2016-Nov.

Pursuant to the Board's action on March 11, 2009, this application has been approved and placed on the Unfunded List (Lack of AB 55 Loans). This approval does not constitute a guarantee or commitment of future State funding.

The District shall ensure that it is in compliance with all applicable laws, regulations and certifications it made on the program forms.

Based on the Board's action on June 5, 2017, this project is subject to the Grant Agreement submittal pursuant to School Facility Program Regulation Section 1859.90.4.

The District is responsible for ensuring that the project is compliant with Prevailing Wage Monitoring and/or Labor Compliance Program requirements at the time construction contracts are executed and/or construction commenced.

FACILITY HARDSHIP / REHABILITATION PROGRAM

SCHOOL DISTRICT DATA

School District: Island Union Elementary
Application Number: 58/63933-00-001
Total District Enrollment: 400
County: Kings

School Name: Island Elementary
Project Grade Level: K-8
Financial Hardship: Yes

The District qualifies for financial hardship pursuant to SFP Regulation Section 1859.81(c)(4). The District has demonstrated it is financially unable to provide all or a part of the matching funds and is levying the developer fees or equal alternative revenue source justified by law. The District's total bonding capacity (as of April 20, 2020) is \$5 million or less.

TYPE OF REQUEST

State Allocation Board (Board) approval for placement on the Unfunded List (Lack of AB 55 Loans) for a School Facility Program (SFP) Facility Hardship rehabilitation project.

Total Project Cost: \$44,185.00
Cost to the State: \$44,185.00

DESCRIPTION

DESCRIPTION OF HEALTH AND SAFETY THREAT

The septic system at Island Elementary is in complete failure causing contaminated waste water to surface in areas occupied by students and staff. According to a report by Lawrence Engineering Group dated April 2, 2020, the leach line that services the septic system failed due to concrete that had been poured above a portion of the leach line which reduced the evaporation area and effective servicing capacity. The report further explains that "the decreased capacity caused the line to backup such that pools of standing effluent formed on the surface of the ground" and "due to the proximity of the oversaturated ground to a high traffic area, the leach line failure is a risk to the health of students and staff." The report concludes "It is paramount to replace the line quickly in order to ensure the safety of students and staff at the campus."

SCOPE OF PROJECT

The scope of this project includes the replacement of the leach line servicing the on-site septic system.

STATUS OF SCHOOL SITE

The District completed this project in August 2019.

QUALIFYING CRITERIA

GOVERNMENT/STATE LEVEL OCCURENCE

The Kings County Department of Public Health has provided written concurrence supporting the industry specialist's findings and recommended work to mitigate the health and safety threat.

Staff Supports the District's Request: Yes

SITE VISIT COMPLETED BY STAFF

Staff accepted detailed reports from an industry specialist in lieu of a site visit.

AUTHORITY

See Attachment A

RECOMMENDATIONS

1. Approve the District's request for an unfunded approval for the replacement of the leach line system at the Island Elementary School site, pursuant to the SFP Regulation Section 1859.83(e) as shown on Attachment B.
2. Provide that the State's portion of any and all project savings realized from the funding of this rehabilitation project must be returned to the State.

AUTHORITY

Education Code (EC) Section 17075.10(a) states:

A school district may apply for hardship assistance in cases of extraordinary circumstances. Extraordinary circumstances may include, but are not limited to, the need to repair, reconstruct, or replace the most vulnerable school facilities that are identified as a Category 2 building, as defined in the report submitted pursuant to Section 17317, determined by the department to pose an unacceptable risk of injury to its occupants in the event of a seismic event.

SFP Regulation Section 1859.82 states, “A district is eligible for facility hardship funding to repair, replace, or construct new classrooms and related facilities if the district demonstrates there is an unmet need for pupil housing or the condition of the facilities, or the lack of facilities, is a threat to the health and safety of the pupils.”

SFP Regulation Section 1859.82(a)(1) provides for Facility Hardship grant funding when:

The facilities are needed to ensure the health and safety of the pupils if the district can demonstrate to the satisfaction of the Board that the health and safety of the pupils is at risk. Factors to be considered by the Board shall include the close proximity to a major freeway, airport, electrical facility, high power transmission lines, dam, pipeline, industrial facility, adverse air quality emission or other health and safety risks, including structural deficiencies required by the DSA to be repaired, seismic mitigation of the Most Vulnerable Category 2 Buildings as verified by the DSA, traffic safety or because the pupils reside in remote areas of the district and transportation to existing facilities is not possible or poses a health and safety risk.

SFP Regulation Section 1859.82(a)(1)(A)(1) states,

If the total cost to remain in the classroom or related facility is 50 percent or less than the Current Replacement Cost, the district may qualify for either grant below, as applicable:

- a. Modernization Excessive Cost Hardship Grant for Rehabilitation Costs pursuant to Section 1859.83(e), or
- b. A grant not to exceed 50 percent of the cost estimate that has been reviewed and approved by the OPSC and approved by the Board for seismic repair.

Regulation Section 1859.83(e) states:

Excessive Cost for rehabilitation of facilities the Board has determined are a health and safety risk to the pupils pursuant to Section 1859.82(a)(1) and the cost/benefit analysis to mitigate the problem and remain in the facility is less than 50 percent of the Current Replacement Cost of the facility. The cost/benefit analysis shall not include increased costs associated with high performance related costs or components, with the exception of those high performance components that were pre-existing in the classroom or related facility. If the district qualifies, the district is eligible for funding of Rehabilitation Costs as a modernization project. If the Approved Application is received on or before April 29, 2002, the grant amount provided is 80 percent of the amount of the cost estimate required in Section 1859.82(a)(1) that has been reviewed by the OPSC and approved by the Board. If the Approved Application is received after April 29, 2002, the grant amount provided is 60 percent of the amount of the cost estimate required in Section 1859.82(a)(1) that has been reviewed by the OPSC and approved by the Board. An additional grant may be provided for high performance incentive pursuant to Section 1859.77.4 provided that the high performance points attained are related to the scope of the Facility Hardship project. For any project funded in whole or

ATTACHMENT A

in part from Proposition 47 or Proposition 55 for which the construction contract is awarded prior to January 1, 2012, the district may be eligible for the funding provided to initiate and enforce a LCP as prescribed in Section 1859.78.1(a). For any project for which the construction contract is awarded on January 1, 2012 through June 19, 2014, the grant may be adjusted in the manner prescribed in Section 1859.78.1(b) and subject to the limitations established in Section 1859.78.1(c).

SCHOOL DISTRICT DATA

Application No: 58/63933-00-001

County: Kings

School District: Island Union Elementary

School Name: Island Elementary

PROJECT DATA

Type of Project: Elementary

Application Filing Basis: Site Specific

Pupils Assigned (Under 50 Yrs)

K-6:

7-8:

9-12:

Recommended Acres: 10.1

Existing Acres: 9.7

Non-Severe:

Severe:

Financial Hardship Requested: Yes

Alternative Education School: No

ADJUSTED GRANT DATA

Rehabilitation	\$22,450.00
Project Assistance	4,061.00
Total State Share (60%)	26,511.00
District Share (40%)	17,674.00
Total Project Cost	\$44,185.00

PROJECT FINANCING

<u>State Share</u>	
This Project	\$26,511.00
<u>District Share</u>	
Cash Contribution	
Financial Hardship	17,674.00
Total Project Cost	\$44,185.00

HISTORY OF PROJECT COST AND APPORTIONMENT

	Fund Code	Proposition	Previously Authorized	Authorized This Action	Unfunded Approval This Action
<u>State Share</u>					
Modernization/Additional Grant	951-570	51		\$26,511.00	\$26,511.00
<u>District Share</u>					
Cash Contribution					
Financial Hardship	951-570	51		17,674.00	17,674.00
Total				\$44,185.00	\$44,185.00

Funding Source(s): Proposition 51 Bonds/2016-Nov.

Provide that the State portion of any and all project savings realized from the funding of this Facility Hardship Rehabilitation Program project must be returned to the State.

The District qualifies for financial hardship pursuant to SFP Regulation Section 1859.81(c)(4). The District has demonstrated it is financially unable to provide all or a part of the matching funds and is levying the developer fees or equal alternative revenue source justified by law. The District's total bonding capacity (as of April 20, 2020) is \$5 million or less.

Pursuant to the Board's action on March 11, 2009, this application has been approved and placed on the Unfunded List (Lack of AB 55 Loans). This approval does not constitute a guarantee or commitment of future State funding.

The District shall ensure that it is in compliance with all applicable laws, regulations and certifications it made on the program forms.

Based on the Board's action on June 5, 2017, this project is subject to the Grant Agreement submittal pursuant to School Facility Program Regulation Section 1859.90.4.

The District is responsible for ensuring that the project is compliant with Prevailing Wage Monitoring and/or Labor Compliance Program requirements at the time construction contracts are executed and/or construction commenced.

FACILITY HARDSHIP / REHABILITATION PROGRAM

SCHOOL DISTRICT DATA

School District: Santa Monica-Malibu Unified School Name: John Adams Middle
Application Number: 51/64980-00-001 Project Grade Level: 6-8
Total District Enrollment: 10,625 Financial Hardship: No
County: Los Angeles

TYPE OF REQUEST

State Allocation Board (Board) approval for placement on the Unfunded List (Lack of AB 55 Loans) for a School Facility Program (SFP) Seismic Mitigation Program (SMP) replacement project.

Total Project Cost: \$6,787,070.48
Cost to the State: \$3,393,535.24

DESCRIPTION

DESCRIPTION OF HEALTH AND SAFETY THREAT

A report by KPFF Consulting Engineers, Inc., dated March 28, 2017, identifies several structural deficiencies in the Auditorium building located at the John Adams Middle School site. The report references material insufficiencies with the anchorage designs, building diaphragm, and shear wall systems of the building's structure that render the facilities at high risk of collapse in the event of seismic activity. The buildings qualify for the SMP based on the qualifying criteria in Education Code Section 17075.10 and SFP Regulation Section 1859.82.

SCOPE OF PROJECT

The scope of this project includes the replacement of the Auditorium building.

STATUS OF SCHOOL SITE

The District began seismic mitigation work on the Auditorium in April of 2019 and anticipates the completion of the replacement building in the Spring of 2021.

QUALIFYING CRITERIA

GOVERNMENT/STATE LEVEL OCCURENCE

The Auditorium building was classified as a Most Vulnerable Category 2 Building type as defined in SFP regulations and has met qualifying criteria of the SMP. The Division of the State Architect (DSA) has approved the District for Phase One (Eligibility Evaluation), Phase Two (Seismic Rehabilitation Pre-Application) and final plan approval. These approvals enable the District to apply for funding from the Board.

Staff Supports the District's Request: Yes

SITE VISIT COMPLETED BY STAFF

Staff accepted detailed reports from industry specialists and DSA approval in lieu of a site visit.

AUTHORITY

See Attachment A

RECOMMENDATIONS

1. Approve the District's request for an unfunded approval for the SMP replacement of the Auditorium at the John Adams Middle School site, pursuant to the SFP Regulation Section 1859.82(a)(1)(A)1.b. as provided on Attachment B.
2. Provide that the District's modernization eligibility will be reset for the Auditorium building to 12 months from the DSA approval for this project which was on May 16, 2019 for DSA application number 03-119039.

ATTACHMENT A

AUTHORITY

Education Code (EC) Section 17075.10(a) states:

A school district may apply for hardship assistance in cases of extraordinary circumstances. Extraordinary circumstances may include, but are not limited to, the need to repair, reconstruct, or replace the most vulnerable school facilities that are identified as a Category 2 building, as defined in the report submitted pursuant to Section 17317, determined by the department to pose an unacceptable risk of injury to its occupants in the event of a seismic event.

SFP Regulation Section 1859.82 states, "A district is eligible for facility hardship funding to repair, replace, or construct new classrooms and related facilities if the district demonstrates there is an unmet need for pupil housing or the condition of the facilities, or the lack of facilities, is a threat to the health and safety of the pupils."

SFP Regulation Section 1859.82(a)(1) provides for Facility Hardship grant funding when:

The facilities are needed to ensure the health and safety of the pupils if the district can demonstrate to the satisfaction of the Board that the health and safety of the pupils is at risk. Factors to be considered by the Board shall include the close proximity to a major freeway, airport, electrical facility, high power transmission lines, dam, pipeline, industrial facility, adverse air quality emission or other health and safety risks, including structural deficiencies required by the DSA to be repaired, seismic mitigation of the Most Vulnerable Category 2 Buildings as verified by the DSA, traffic safety or because the pupils reside in remote areas of the district and transportation to existing facilities is not possible or poses a health and safety risk.

SFP Regulation Section 1859.82(a)(1)(A)(2) states, "If the total cost to remain in the classroom or related facility is greater than 50 percent of the Current Replacement Cost and the Application is for replacement facilities, the district may qualify for a grant for a new or replacement school or replacement facilities as a new construction project."

SFP Regulation Section (a)(1)(C) states,

The seismic mitigation projects must meet all of the following requirements:

1. The construction contract was executed on or after May 20, 2006;
2. The project funding provided shall be for the minimum work necessary to obtain DSA approval;
3. The building is designed for occupancy by students and staff; and
4. The DSA concurs with a report by a structural engineer, which identifies structural deficiencies that pose an unacceptable risk of injury to its occupants in a seismic event. If the unacceptable risk of injury is due to the presence of faulting, liquefaction or landslide, these hazards must be documented by a geologic hazards report prepared by an engineering geologist in accordance with California Building Code, Part 2, Chapter 18, section 1803A and with the concurrence of the California Geological Survey.

ATTACHMENT A

SFP Regulation Section 1859.82 further states, “If the district qualifies for repair of a Qualified Historical School Building pursuant to (a)(1)(A)3. or replacement facilities on the same site pursuant to either (a)(1)(A)2. or (a)(2) above, the district is eligible for funding as a new construction project. Replacement facilities and square footage amounts used to determine funding for a Qualified Historical School Building shall be allowed in accordance with the square footage amounts provided in the chart in Section (b) below...The square footage provided, after accounting for all useable facilities on the site, shall not exceed the following:”

Facility	Elementary School Pupils	Middle School Pupils	High School Pupils
Multi-Purpose (includes food service)	5.3 sq. ft. per pupil minimum 4,000 sq. ft.	5.3 sq. ft. per pupil minimum 5,000 sq. ft.	6.3 sq. ft. per pupil minimum 8,200 sq. ft.
Toilet	3 sq. ft. per pupil minimum 300 sq. ft.	4 sq. ft. per pupil minimum 300 sq. ft.	5 sq. ft. per pupil minimum 300 sq. ft.
Gymnasium (includes shower/locker)	N/A	12.9 sq. ft. per pupil minimum 6,828 sq. ft. maximum 16,000 sq. ft.	15.3 sq. ft. per pupil minimum 8,380 sq. ft. maximum 18,000 sq. ft.
School Administration	3 sq. ft. per pupil minimum 600 sq. ft.	3 sq. ft. per pupil minimum 600 sq. ft.	4 sq. ft. per pupil minimum 800 sq. ft.
Library/Media Center	2.3 sq. ft. per pupil plus 600 sq. ft.	3.3 sq. ft. per pupil plus 600 sq. ft.	4.3 sq. ft. per pupil plus 600 sq. ft.

SAB Meeting: June 24, 2020

Seismic Mitigation Program - Adjusted Grant Approval

SCHOOL DISTRICT DATA

Application No: 51/64980-00-001 County: Los Angeles
 School District: Santa Monica-Malibu Unified School Name: John Adams Middle

PROJECT DATA

Type of Project: Middle School
 Pupils Assigned K-6:
 7-8:
 9-12:
 Non-Severe:
 Severe:
 Application Filing Basis: District Wide
 Number of Classrooms:
 Master Acres:
 Existing Acres: 16.51
 Proposed Acres:
 Recommended Acres: 21.9
 Facility Hardship (a): Yes
 Financial Hardship Requested: No
 Alternative Education School: No
 Addition to Existing Site: No

ADJUSTED GRANT DATA

Service Site \$499,691.43
 Utilities 158,103.01
 Fac. Hardship Toilet – 356 Sq.Ft. 130,296.00
 Fac. Hardship Other – 12,256 Sq.Ft. 2,500,224.00
 Small Size Project – 4% 105,220.80
 Total State Share (50%) 3,393,535.24
 District Share (50%) 3,393,535.24
 Total Project Cost **\$6,787,070.48**

PROJECT FINANCING

State Share
 This Project \$3,393,535.24
 District Share
 Cash Contribution 3,393,535.24
 Financial Hardship
 Total Project Cost **\$6,787,070.48**

HISTORY OF PROJECT COST AND APPORTIONMENT

	Fund Code	Proposition	Previously Authorized	Authorized This Action	Unfunded Approval This Action
State Share					
New Construction/Additional Grant	957-505	1D		\$775,979.00	\$775,979.00
New Construction/Additional Grant	951-505	51		2,617,556.24	2,617,556.24
District Share					
Cash Contribution				3,393,535.24	
Total				\$6,787,070.48	\$3,393,535.24

Funding Source(s): Proposition 1D Bonds/2006-Nov.; Proposition 51 Bonds/2016-Nov.

This project is subject to the condition that the deferred approval items indicated on the Division of the State Architect (DSA) Approval of Plan(s) dated May 16, 2019 for DSA Application 03-119039 are completed within four years of the final fund release for this project.

Pursuant to the Board's action on March 11, 2009, this application has been approved and placed on the Unfunded List (Lack of AB 55 Loans). This approval does not constitute a guarantee or commitment of future State funding.

The District shall ensure that it is in compliance with all applicable laws, regulations and certifications it made on the program forms.

Based on the Board's action on June 5, 2017, this project is subject to the Grant Agreement submittal pursuant to School Facility Program Regulation Section 1859.90.4.

The District is responsible for ensuring that the project is compliant with Prevailing Wage Monitoring and/or Labor Compliance Program requirements at the time construction contracts are executed and/or construction commenced.

State of California
State Allocation Board
Full-Day Kindergarten Facilities Grant Program

This Resolution of the State Allocation Board (hereafter referred to as the "Board") is applicable to the appropriate sections of the Education Code and is described and filed in the office of the Executive Officer and will be made available to all interested parties as the Resolution pertains to the documents attached hereto. Said documents were acted upon by the Board at its meeting on June 24, 2020.

WHEREAS, the Board has determined to be approvable a number of projects for new construction or retrofit eligibility of kindergarten facilities for school districts, it is making apportionments and/or adjustments for the grant amounts for projects that meet the Board's criteria for the apportionment of grants pursuant to Education Code Section 17375.

NOW THEREFORE, BE IT RESOLVED:

1. The Board anticipates that the school district(s) will pay certain capital expenditures in connection with some or all of the project(s) cost.
2. The Board, acting on behalf of the State, hereby declares that it is the State's official intent to use General Fund proceeds that are available for such purpose, consistent with the requirements of law that are in effect at the time the funds are available, to provide grants, in accordance with applicable laws and regulations.
3. This Resolution shall be continuously available for inspection by the general public during normal business hours at the office of the Board at 707 Third Street, 6th Floor, West Sacramento, California, commencing within one week after the date of enactment of this Resolution.

I, the undersigned, duly authorized as the Executive Officer of the State Allocation Board, do hereby certify the foregoing to be true and correct, and that this Resolution was adopted at a meeting of said Board on June 24, 2020 at Sacramento, California.



Lisa Silverman
Executive Officer
State Allocation Board

REPORT OF THE EXECUTIVE OFFICER
State Allocation Board Meeting, June 24, 2020

SCHOOL DISTRICT DATA

School District: Alisal Union Elementary
Application Number: 70/65961-00-009
Total District Enrollment: 8,750

County: Monterey
School Name: Loya (Oscar F.) Elementary
Project Grade Level: Kindergarten
Financial Hardship: No

PURPOSE OF REPORT

State Allocation Board approval for the Full-Day Kindergarten Facilities Grant Program (FDKFGP) New Construction project.

Total Grant Amount: \$1,916,169.00
Advance Amount: \$420,221.00

DESCRIPTION

The District’s application for FDKFGP funding was received on May 9, 2019. The application, which includes a request for Advance Funding, has requested grants equal to 75 pupils, as well as the supplemental grants for Automatic Fire Detection/Alarm System, Automatic Sprinkler System, and Site Development. The District’s application received 25 preference points. The District is not currently offering a Full-Day Kindergarten program, therefore pursuant to Education Code Section 17375(b)(4), the State share for this project is 75 percent and the District share is 25 percent of the eligible project grants.

The project was initially withheld from funding items presented at the October 23, 2019 State Allocation Board (Board) meeting due to a lack of available program bond authority pending the outcome of a Financial Hardship appeal which required funding to be reserved until the Board made a decision. At its May 27, 2020 meeting, the Financial Hardship appeal was not approved by the Board making the reserved bond authority available to the Loya (Oscar F.) Elementary School project.

AUTHORITY

See Attachment A.

BACKGROUND

The District submitted a New Construction application during the second FDKFGP funding round, which took place from May 1, 2019 through May 30, 2019.

RECOMMENDATION

Approve the full funding on Attachment B for the Loya (Oscar F.) Elementary School New Construction project.

ATTACHMENT A

AUTHORITY

Article 1. Full-Day Kindergarten Facilities Grant Program 17375.

Education Code (EC) Section 17375 states, "The State Allocation Board shall award grants to school districts that lack the facilities to provide full-day kindergarten as required for eligibility pursuant to Sections 17071.25 and 17072.10 or that lack facilities that satisfy the design requirements required for new kindergarten classrooms as specified in paragraph (2) of subdivision (h) of Section 14030 of Title 5 of the California Code of Regulations.

(2) Priority for grants shall be given to school districts that meet either of the following criteria:

(A) The school district is financially unable to contribute a portion of, or all of, the local matching share required pursuant to paragraph (3), and meets the requirements for financial hardship pursuant to Section 17075.10.

(B) The school district is located in an underserved community with a high population of pupils who are eligible for free or reduced-price meals pursuant to Section 42238.01.

(3) Except for school districts that meet the requirements for financial hardship pursuant to Section 17075.10, a school district that applies for a grant pursuant to this section for new construction shall provide 50 percent of the cost of the project, and a school district that applies for a grant pursuant to this section for a retrofit project shall provide 40 percent of the cost of the project.

(4) Except for school districts that meet the requirements for financial hardship pursuant to Section 17075.10, a school district that will convert a part-day kindergarten program to a full-day kindergarten program shall provide 25 percent of the cost of the project whether the project is for new construction or retrofit. A school district that was awarded a grant from funds appropriated pursuant to paragraph (3) of subdivision (a) and met the requirements of this paragraph shall have its grant amount adjusted from funds appropriated pursuant to paragraph (4) of subdivision (a) to reflect this local match requirement.

(c) (1) The State Allocation Board shall release disbursements of grant funds to school districts with approved applications for new construction, to the extent funds are available for the state's 50 percent matching share, if the school district has provided its 50 percent local matching share, unless the school district meets the requirements for financial hardship pursuant to Section 17075.10, and upon certification by the school district that the school district has entered into a binding contract for completion of the approved project."

FDKFGP Regulation Section 1860.16(e) states in part:

(e) For New Construction Grant or Retrofit Grant funding, without a request for an advance release of funds pursuant to Sections 1860.7(a) and 1860.7(c), a valid Fund Release Request (Form SAB 70-02) with all required approvals must be submitted within 180 days of Apportionment. If a valid Form SAB 70-02 is not received within 180 days of Apportionment, the Apportionment shall be rescinded.

SCHOOL DISTRICT DATA

Application No: 70/65961-00-009
School District: Alisal Union

County: Monterey
School Name: Loya (Oscar F.) Elementary

PROJECT DATA

Type of Project: New Construction **Application Filing Basis:** Site Specific
Pupils Assigned: 75
Classroom(s): 3 **Recommended Acres:**
Financial Hardship Requested: No **Existing Acres:**
Preference Points: 25

ADJUSTED GRANT DATA

PROJECT FINANCING

New Construction	\$933,825.00
Automatic Fire Detection/Alarr	1,125.00
Automatic Sprinkler	15,675.00
Site Development	326,839.00
Project Grants Subtotal	1,277,464.00
FDKFGP Conversion Grant	638,732.00
State Grant Total	1,916,196.00
Remaining Project Cost	638,732.00
Total Project Cost	\$ 2,554,928.00

State Share (75%)	
This Project	\$1,916,196.00
District Share (25%)	
Cash Contribution	638,732.00
Financial Hardship	
Total Project Cost	\$ 2,554,928.00

HISTORY OF PROJECT COST AND APPORTIONMENT

	Fund Code	Previously Authorized	Authorized This Action	Apportionment This Action
<u>State Share</u>				
New Construction/Additional Grant	1027-1819		\$1,277,464.00	\$1,277,464.00
New Construction/Additional Grant	1027-1920		638,732.00	638,732.00
<u>District Share</u>				
Cash Contribution			638,732.00	
Total			\$ 2,554,928.00	\$1,916,196.00

Funding Source: General Fund Full-Day Kindergarten Facilities Grant Program

The District shall ensure that it is in compliance with all applicable laws, regulations and certifications it made on the program forms.

This project is subject to the Grant Agreement submittal pursuant to Regulation Section 1860.17.

The District is responsible for ensuring that the project is compliant with Prevailing Wage Monitoring and/or Labor Compliance Program requirements at the time construction contracts are executed and/or construction commenced.

The District has requested an advance release of funds for Design. Pursuant to Regulation Section 1860.16(a) \$420,221.00, equal to 40 percent of the grant determined by Regulation Section 1860.9(a) (\$562,295.00 less available District contribution), will be released by OPSC upon the receipt of a valid, signed Grant Agreement as specified in Regulation Section 1860.17.

Pursuant to Regulation Section 1860.19(a), any savings remaining after one year from the completion of the project, as specified in Regulation Section 1860.18, must be returned to the State.

SCHOOL DISTRICT DATA

School District: Alta Vista Elementary
Application Number: 70/71811-00-002
Total District Enrollment: 1,434

County: Tulare
School Name: Alta Vista Elementary
Project Grade Level: Kindergarten
Financial Hardship: Yes

The District qualifies for financial hardship pursuant to Full-Day Kindergarten Facilities Grant Program (FDKFGP) Regulation Section 1860.14(b)(3). The District has demonstrated it is financially unable to provide all or a part of the matching funds and is levying the developer fees or equal alternative revenue source justified by law. The District's total bonding capacity as of March 29, 2019, is \$5 million or less.

PURPOSE OF REPORT

State Allocation Board approval for the rescission of the Automatic Sprinkler System grant from the Full-Day Kindergarten Facilities Grant Program New Construction project.

Grant Amount: \$2,487,062.00

Financial Hardship: \$1,243,531.00

DESCRIPTION

The District requested grants equal to 75 pupils, as well as the supplemental grants for Automatic Fire Detection/Alarm System, Automatic Sprinkler System, Site Development and Project Assistance. The District notified the Office of Public School Construction that the Automatic Sprinkler System would not be included in the plans and specifications. Due to the work not being included in the plans and specifications, the project is being amended without the supplemental grant.

AUTHORITY

See Attachment A

BACKGROUND

The District submitted a New Construction application during the second FDKFGP funding round, which took place from May 1, 2019 through May 30, 2019. The District received an advance apportionment at the October 23, 2019 State Allocation Board meeting.

RECOMMENDATION

Approve the adjustment on Attachment B for the Alta Vista Elementary New Construction project.

ATTACHMENT A

AUTHORITY

Article 1. Full-Day Kindergarten Facilities Grant Program 17375.

Education Code (EC) Section 17375 states, “The State Allocation Board shall award grants to school districts that lack the facilities to provide full-day kindergarten as required for eligibility pursuant to Sections 17071.25 and 17072.10 or that lack facilities that satisfy the design requirements required for new kindergarten classrooms as specified in paragraph (2) of subdivision (h) of Section 14030 of Title 5 of the California Code of Regulations.

(2) Priority for grants shall be given to school districts that meet either of the following criteria:

(A) The school district is financially unable to contribute a portion of, or all of, the local matching share required pursuant to paragraph (3), and meets the requirements for financial hardship pursuant to Section 17075.10.

(B) The school district is located in an underserved community with a high population of pupils who are eligible for free or reduced-price meals pursuant to Section 42238.01.

(3) Except for school districts that meet the requirements for financial hardship pursuant to Section 17075.10, a school district that applies for a grant pursuant to this section for new construction shall provide 50 percent of the cost of the project, and a school district that applies for a grant pursuant to this section for a retrofit project shall provide 40 percent of the cost of the project.

(c) (1) The State Allocation Board shall release disbursements of grant funds to school districts with approved applications for new construction, to the extent funds are available for the state’s 50 percent matching share, if the school district has provided its 50 percent local matching share, unless the school district meets the requirements for financial hardship pursuant to Section 17075.10, and upon certification by the school district that the school district has entered into a binding contract for completion of the approved project.”

FDKFGP Regulation Section 1860.9(c) states, “For applications funded with 2018 grant amounts, \$194 for each elementary school pupil if the project includes an automatic sprinkler system and is requested by the School District on the Form SAB 70-01.”

FDKFGP Regulation Section 1860.14(a)(3) states, “The School District’s total bonding capacity at the time of the request for financial hardship status is \$5 million or less”

FDKFGP Regulation Section 1860.16(f) states, “For an Apportionment received pursuant to Section 1860.7(b) and 1860.7(d), where submittal of the necessary CDE plan approval and/or DSA-approved plans and specifications were not required at the time the Board granted an Apportionment, the School District has up to 12 months to submit the required approvals from the date of Apportionment. If the required submittals are not received within 12 months, the Apportionment shall be rescinded and the Full-Day Kindergarten Facilities Grant will return to the Program for reallocation.”

SCHOOL DISTRICT DATA

Application No: 70/71811-00-002 County: Tulare
 School District: Alta Vista Elementary School Name: Alta Vista Elementary

PROJECT DATA

Type of Project: New Construction Application Filing Basis: Site Specific
 Pupils Assigned: 75
 Classroom(s): 3 Recommended Acres:
 Financial Hardship Requested: Yes Existing Acres:
 Preference Points: 58

ADJUSTED GRANT DATA

New Construction	\$ 914,775.00
Automatic Fire Detection/Alarm	1,125.00
Project Assistance	7,460.00
Site Development	320,171.00
Total State Share (50%)	1,243,531.00
District Share (50%)	1,243,531.00
Total Project Cost	\$ 2,487,062.00

PROJECT FINANCING

State Share	
This Project	\$ 1,243,531.00
District Share	
Cash Contribution	
Financial Hardship	1,243,531.00
Total Project Cost	\$ 2,487,062.00

HISTORY OF PROJECT COST AND APPORTIONMENT

	Fund Code	Previously Authorized	Authorized This Action	Apportionment This Action
<u>State Share</u>				
New Construction/Additional Grant	1027-1819	\$ 1,258,906.00	\$ (15,375.00)	\$ (15,375.00)
<u>District Share</u>				
<u>Cash Contribution</u>				
Financial Hardship	1027-1819	1,258,906.00	(15,375.00)	(15,375.00)
Total		\$ 2,517,812.00	\$ (30,750.00)	\$ (30,750.00)

Funding Source: General Fund Full-Day Kindergarten Facilities Grant Program

This project is being amended as a result of the removal of the previously authorized additional grant for automatic sprinkler system, which was not included in the approved plans and specifications.

The District shall ensure that it is in compliance with all applicable laws, regulations and certifications it made on the program forms.

This project is subject to the Grant Agreement submittal pursuant to Regulation Section 1860.17.

The District is responsible for ensuring that the project is compliant with Prevailing Wage Monitoring and/or Labor Compliance Program requirements at the time construction contracts are executed and/or construction commenced.

The District qualifies for financial hardship pursuant to Regulation Section 1860.14(a)(3). The District has demonstrated it is financially unable to provide all or a part of the matching funds and is levying the developer fees or equal alternative revenue source justified by law. The District's total bonding capacity as the date of request (May 1, 2019) is \$5 million or less.

Advance funds in the amount of \$365,910.00 were previously released to the District. The remaining funds in the amount of \$2,121,152.00 (\$2,487,062.00 less advance funds released and available District contribution) will be released by OPSC upon the receipt of a valid, signed, Grant Agreement as specified in Regulation Section 1860.17 and a complete Fund Release Request (Form SAB 70-02).

Pursuant to Regulation Section 1860.19(b), any funding not expended on eligible project expenditures prior to completion of the project, as specified in Regulation Section 1860.18, must be returned to the State.

SCHOOL DISTRICT DATA

School District: Bakersfield City Elementary
Application Number: 70/63321-00-001
Total District Enrollment: 30,793

County: Kern
School Name: Bessie Owens Primary
Project Grade Level: Kindergarten
Financial Hardship: Yes

The District qualifies for financial hardship pursuant to Full-Day Kindergarten Facilities Grant Program (FDKFGP) Regulation Section 1860.14(b)(1). The District has demonstrated it is financially unable to provide all or a part of the matching funds and is levying the developer fees or equal alternative revenue source justified by law. The District's outstanding bonded indebtedness at the date of request (March 26, 2019) is at least 60 percent of its total bonding capacity.

PURPOSE OF REPORT

State Allocation Board approval for the rescission of the Automatic Sprinkler System grant from the Full-Day Kindergarten Facilities Grant Program New Construction project.

Grant Amount: \$2,472,143.00

Financial Hardship: \$2,472,143.00

DESCRIPTION

The District requested grants equal to 150 pupils, as well as the supplemental grants for Automatic Fire Detection/Alarm System, Automatic Sprinkler System and Site Development. Upon reviewing the Division of the State Architect plans and specifications, approved January 2, 2020, the plans do not include the work for Automatic Sprinkler System. Due to the work not being included in the approved plans and specifications, the project is being amended without the supplemental grant.

AUTHORITY

See Attachment A

BACKGROUND

The District submitted a New Construction application during the first FDKFGP funding round, which took place from January 2, 2019 through January 31, 2019. The District received an advance apportionment at the May 22, 2019 State Allocation Board meeting.

RECOMMENDATION

Approve the adjustment on Attachment B for the Bessie Owens Primary FDKFGP New Construction project.

ATTACHMENT A

AUTHORITY

Article 1. Full-Day Kindergarten Facilities Grant Program 17375.

Education Code (EC) Section 17375 states, “The State Allocation Board shall award grants to school districts that lack the facilities to provide full-day kindergarten as required for eligibility pursuant to Sections 17071.25 and 17072.10 or that lack facilities that satisfy the design requirements required for new kindergarten classrooms as specified in paragraph (2) of subdivision (h) of Section 14030 of Title 5 of the California Code of Regulations.

(2) Priority for grants shall be given to school districts that meet either of the following criteria:

(A) The school district is financially unable to contribute a portion of, or all of, the local matching share required pursuant to paragraph (3), and meets the requirements for financial hardship pursuant to Section 17075.10.

(B) The school district is located in an underserved community with a high population of pupils who are eligible for free or reduced-price meals pursuant to Section 42238.01.

(3) Except for school districts that meet the requirements for financial hardship pursuant to Section 17075.10, a school district that applies for a grant pursuant to this section for new construction shall provide 50 percent of the cost of the project, and a school district that applies for a grant pursuant to this section for a retrofit project shall provide 40 percent of the cost of the project.

(c) (1) The State Allocation Board shall release disbursements of grant funds to school districts with approved applications for new construction, to the extent funds are available for the state’s 50 percent matching share, if the school district has provided its 50 percent local matching share, unless the school district meets the requirements for financial hardship pursuant to Section 17075.10, and upon certification by the school district that the school district has entered into a binding contract for completion of the approved project.”

FDKFGP Regulation Section 1860.9(c) states, “For applications funded with 2018 grant amounts, \$194 for each elementary school pupil if the project includes an automatic sprinkler system and is requested by the School District on the Form SAB 70-01.”

FDKFGP Regulation Section 1860.14(a)(3) states, “The School District’s total bonding capacity at the time of the request for financial hardship status is \$5 million or less”

FDKFGP Regulation Section 1860.16(f) states, “For an Apportionment received pursuant to Section 1860.7(b) and 1860.7(d), where submittal of the necessary CDE plan approval and/or DSA-approved plans and specifications were not required at the time the Board granted an Apportionment, the School District has up to 12 months to submit the required approvals from the date of Apportionment. If the required submittals are not received within 12 months, the Apportionment shall be rescinded and the Full-Day Kindergarten Facilities Grant will return to the Program for reallocation.”

SCHOOL DISTRICT DATA

School District: Lindsay Unified
Application Number: 70/71993-00-001
Total District Enrollment: 4,121

County: Tulare
School Name: Washington Elementary
Project Grade Level: Kindergarten
Financial Hardship: Yes

The District qualifies for financial hardship pursuant to Full-Day Kindergarten Facilities Grant Program (FDKFGP) Regulation Section 1860.14(b)(1). The District has demonstrated it is financially unable to provide all or a part of the matching funds and is levying the developer fees or equal alternative revenue source justified by law. The District's outstanding bonded indebtedness at the date of request (April 4, 2019) is at least 60 percent of its total bonding capacity.

PURPOSE OF REPORT

State Allocation Board approval for the rescission of the Automatic Sprinkler System grant from the Full-Day Kindergarten Facilities Grant Program New Construction project.

Grant Amount: \$1,648,095.00

Financial Hardship: \$1,647,799.00

DESCRIPTION

The District requested grants equal to 100 pupils, as well as the supplemental grants for Automatic Fire Detection/Alarm System, Automatic Sprinkler System and Site Development. Upon reviewing the Division of the State Architect plans and specifications, approved December 4, 2019, the plans do not include the work for Automatic Sprinkler System. Due to the work not being included in the approved plans and specifications, the project is being amended without the supplemental grant.

AUTHORITY

See Attachment A

BACKGROUND

The District submitted a New Construction application during the first FDKFGP funding round, which took place from January 2, 2019 through January 31, 2019. The District received an advance apportionment at the May 22, 2019 State Allocation Board meeting.

RECOMMENDATION

Approve the adjustment on Attachment B for the Washington Elementary FDKFGP New Construction project.

ATTACHMENT A

AUTHORITY

Article 1. Full-Day Kindergarten Facilities Grant Program 17375.

Education Code (EC) Section 17375 states, “The State Allocation Board shall award grants to school districts that lack the facilities to provide full-day kindergarten as required for eligibility pursuant to Sections 17071.25 and 17072.10 or that lack facilities that satisfy the design requirements required for new kindergarten classrooms as specified in paragraph (2) of subdivision (h) of Section 14030 of Title 5 of the California Code of Regulations.

(2) Priority for grants shall be given to school districts that meet either of the following criteria:

(A) The school district is financially unable to contribute a portion of, or all of, the local matching share required pursuant to paragraph (3), and meets the requirements for financial hardship pursuant to Section 17075.10.

(B) The school district is located in an underserved community with a high population of pupils who are eligible for free or reduced-price meals pursuant to Section 42238.01.

(3) Except for school districts that meet the requirements for financial hardship pursuant to Section 17075.10, a school district that applies for a grant pursuant to this section for new construction shall provide 50 percent of the cost of the project, and a school district that applies for a grant pursuant to this section for a retrofit project shall provide 40 percent of the cost of the project.

(c) (1) The State Allocation Board shall release disbursements of grant funds to school districts with approved applications for new construction, to the extent funds are available for the state’s 50 percent matching share, if the school district has provided its 50 percent local matching share, unless the school district meets the requirements for financial hardship pursuant to Section 17075.10, and upon certification by the school district that the school district has entered into a binding contract for completion of the approved project.”

FDKFGP Regulation Section 1860.9(c) states, “For applications funded with 2018 grant amounts, \$194 for each elementary school pupil if the project includes an automatic sprinkler system and is requested by the School District on the Form SAB 70-01.”

FDKFGP Regulation Section 1860.14(a)(3) states, “The School District’s total bonding capacity at the time of the request for financial hardship status is \$5 million or less”

FDKFGP Regulation Section 1860.16(f) states, “For an Apportionment received pursuant to Section 1860.7(b) and 1860.7(d), where submittal of the necessary CDE plan approval and/or DSA-approved plans and specifications were not required at the time the Board granted an Apportionment, the School District has up to 12 months to submit the required approvals from the date of Apportionment. If the required submittals are not received within 12 months, the Apportionment shall be rescinded and the Full-Day Kindergarten Facilities Grant will return to the Program for reallocation.”

SCHOOL DISTRICT DATA

Application No: 70/71993-00-001
School District: Lindsay Unified

County: Tulare
School Name: Washington Elementary

PROJECT DATA

Application Filing Basis: Site Specific

Type of Project: New Construction
Pupils Assigned: 100
Classroom(s): 4
Financial Hardship Requested: Yes
Preference Points: 74

Recommended Acres:
Existing Acres:

ADJUSTED GRANT DATA

New Construction	\$ 1,219,700.00
Automatic Fire Detection/Alarm	1,500.00
Site Development	426,895.00
Total State Share (50%)	1,648,095.00
District Share (50%)	1,648,095.00
Total Project Cost	\$ 3,296,190.00

PROJECT FINANCING

State Share	
This Project	\$1,648,095.00
District Share	
Cash Contribution	296.00
Financial Hardship	1,647,799.00
Total Project Cost	\$ 3,296,190.00

HISTORY OF PROJECT COST AND APPORTIONMENT

	Fund Code	Previously Authorized	Authorized This Action	Apportionment This Action
<u>State Share</u>				
New Construction/Additional Grant	1027-1819	\$ 1,668,595.00	\$ (20,500.00)	\$ (20,500.00)
<u>District Share</u>				
Cash Contribution		296.00		
Financial Hardship	1027-1819	1,668,299.00	(20,500.00)	(20,500.00)
Total		\$ 3,337,190.00	\$(41,000.00)	\$(41,000.00)

Funding Source: General Fund Full-Day Kindergarten Facilities Grant Program

This project is being amended as a result of the removal of the previously authorized additional grant for automatic sprinkler system, which was not included in the approved plans and specifications.

The District shall ensure that it is in compliance with all applicable laws, regulations and certifications it made on the program forms.

This project is subject to the Grant Agreement submittal pursuant to Regulation Section 1860.17.

The District qualifies for financial hardship pursuant to Regulation Section 1860.14(b)(1). The District has demonstrated it is financially unable to provide all or a part of the matching funds and is levying the developer fees or equal alternative revenue source justified by law. The District's outstanding bonded indebtedness at the date of request (April 4, 2019) is at least 60 percent of its total bonding capacity.

Advance funds in the amount of \$487,584.00 were previously released to the District. The remaining funds in the amount of \$2,808,310.00 (\$3,296,190.00 less advance funds released and available district contribution) will be released by OPSC upon the receipt of a valid, signed Grant Agreement as specified in Regulation Section 1860.17 and a complete *Fund Release Request* (Form SAB 70-02).

Pursuant to Regulation Section 1860.19(b) any funding not expended on eligible project expenditures prior to completion of the project, as specified in Regulation Section 1860.18, must be returned to the State.

The District is responsible for ensuring that the project is compliant with Prevailing Wage Monitoring and/or Labor Compliance Program requirements at the time construction contracts are executed and/or construction commenced.

SCHOOL DISTRICT DATA

School District: Pixley Union Elementary
Application Number: 70/72041-00-001
Total District Enrollment: 970

County: Tulare
School Name: Pixley Elementary
Project Grade Level: Kindergarten
Financial Hardship: Yes

The District qualifies for financial hardship pursuant to Full-Day Kindergarten Facilities Grant Program (FDKFGP) Regulation Section 1860.14(b)(1). The District has demonstrated it is financially unable to provide all or a part of the matching funds and is levying the developer fees or equal alternative revenue source justified by law. The District's outstanding bonded indebtedness at the date of request (January 31, 2019) is at least 60 percent of its total bonding capacity.

PURPOSE OF REPORT

State Allocation Board approval for the rescission of the Automatic Sprinkler System grant from the Full-Day Kindergarten Facilities Grant Program New Construction project.

Grant Amount: \$1,243,531

Financial Hardship: \$1,243,531

DESCRIPTION

The District requested grants equal to 75 pupils, as well as the supplemental grants for Automatic Fire Detection/Alarm System, Automatic Sprinkler System, Project Assistance and Site Development. Upon reviewing the Division of the State Architect plans and specifications, approved April 21, 2020, the plans do not include the work for Automatic Sprinkler System. Due to the work not being included in the approved plans and specifications, the project is being amended without the supplemental grant.

AUTHORITY

See Attachment A

BACKGROUND

The District submitted a New Construction application during the first FDKFGP funding round, which took place from January 2, 2019 through January 31, 2019. The District received an advance apportionment at the May 22, 2019 State Allocation Board meeting.

RECOMMENDATION

Approve the adjustment on Attachment B for the Pixley Elementary FDKFGP New Construction project.

ATTACHMENT A

AUTHORITY

Article 1. Full-Day Kindergarten Facilities Grant Program 17375.

Education Code (EC) Section 17375 states, "The State Allocation Board shall award grants to school districts that lack the facilities to provide full-day kindergarten as required for eligibility pursuant to Sections 17071.25 and 17072.10 or that lack facilities that satisfy the design requirements required for new kindergarten classrooms as specified in paragraph (2) of subdivision (h) of Section 14030 of Title 5 of the California Code of Regulations.

(2) Priority for grants shall be given to school districts that meet either of the following criteria:

(A) The school district is financially unable to contribute a portion of, or all of, the local matching share required pursuant to paragraph (3), and meets the requirements for financial hardship pursuant to Section 17075.10.

(B) The school district is located in an underserved community with a high population of pupils who are eligible for free or reduced-price meals pursuant to Section 42238.01.

(3) Except for school districts that meet the requirements for financial hardship pursuant to Section 17075.10, a school district that applies for a grant pursuant to this section for new construction shall provide 50 percent of the cost of the project, and a school district that applies for a grant pursuant to this section for a retrofit project shall provide 40 percent of the cost of the project.

(c) (1) The State Allocation Board shall release disbursements of grant funds to school districts with approved applications for new construction, to the extent funds are available for the state's 50 percent matching share, if the school district has provided its 50 percent local matching share, unless the school district meets the requirements for financial hardship pursuant to Section 17075.10, and upon certification by the school district that the school district has entered into a binding contract for completion of the approved project."

FDKFGP Regulation Section 1860.9(c) states, "For applications funded with 2018 grant amounts, \$194 for each elementary school pupil if the project includes an automatic sprinkler system and is requested by the School District on the Form SAB 70-01."

FDKFGP Regulation Section 1860.14(a)(3) states, "The School District's total bonding capacity at the time of the request for financial hardship status is \$5 million or less"

FDKFGP Regulation Section 1860.16(f) states, "For an Apportionment received pursuant to Section 1860.7(b) and 1860.7(d), where submittal of the necessary CDE plan approval and/or DSA-approved plans and specifications were not required at the time the Board granted an Apportionment, the School District has up to 12 months to submit the required approvals from the date of Apportionment. If the required submittals are not received within 12 months, the Apportionment shall be rescinded and the Full-Day Kindergarten Facilities Grant will return to the Program for reallocation."

SCHOOL DISTRICT DATA

Application No: 70/72041-00-001

County: Tulare

School District: Pixley Union Elementary

School Name: Pixley Elementary

PROJECT DATA

Type of Project:	New Construction	Application Filing Basis:	Site Specific
Pupils Assigned:	75		
Classroom(s):	3	Recommended Acres:	
Financial Hardship Requested:	Yes	Existing Acres:	19.48
Preference Points:	76		

ADJUSTED GRANT DATA**PROJECT FINANCING**

New Construction	\$ 914,775.00	State Share	
Automatic Fire Detection/Alarm	1,125.00	This Project	\$ 1,243,531.00
Project Assistance	7,460.00	District Share	
Site Development	320,171.00	Cash Contribution	
Total State Share (50%)	1,243,531.00	Financial Hardship	1,243,531.00
District Share (50%)	1,243,531.00	Total Project Cost	\$ 2,487,062.00
Total Project Cost	\$ 2,487,062.00		

HISTORY OF PROJECT COST AND APPORTIONMENT

	Fund Code	Previously Authorized	Authorized This Action	Apportionment This Action
<u>State Share</u>				
New Construction/Additional Grant	1027-1819	\$ 1,258,906.00	\$ (15,375.00)	\$ (15,375.00)
<u>District Share</u>				
Financial Hardship	1027-1819	1,258,906.00	(15,375.00)	(15,375.00)
Total		\$ 2,517,812.00	\$ (30,750.00)	\$ (30,750.00)

Funding Source: General Fund Full-Day Kindergarten Facilities Grant Program

This project is being amended as a result of the removal of the previously authorized additional grant for automatic sprinkler system, which was not included in the approved plans and specifications.

The District shall ensure that it is in compliance with all applicable laws, regulations and certifications it made on the program forms.

This project is subject to the Grant Agreement submittal pursuant to Regulation Section 1860.17.

The District qualifies for financial hardship pursuant to Regulation Section 1860.14(b)(1). The District has demonstrated it is financially unable to provide all or a part of the matching funds and is levying the developer fees or equal alternative revenue source justified by law. The District's outstanding bonded indebtedness at the date of request (March 26, 2019) is at least 60 percent of its total bonding capacity.

Advance funds in the amount of \$365,910.00 were previously released to the District. The remaining funds in the amount of \$2,121,152.00 (\$2,487,062.00 less advance funds released and available district contribution) will be released by OPSC upon the receipt of a valid, signed Grant Agreement as specified in Regulation Section 1860.17 and a complete *Fund Release Request* (Form SAB 70-02).

Pursuant to Regulation Section 1860.19(b) any funding not expended on eligible project expenditures prior to completion of the project, as specified in Regulation Section 1860.18, must be returned to the State.

The District is responsible for ensuring that the project is compliant with Prevailing Wage Monitoring and/or Labor Compliance Program requirements at the time construction contracts are executed and/or construction commenced.

SCHOOL DISTRICT DATA

School District: Richgrove Elementary
Application Number: 70/72298-00-001
Total District Enrollment: 592

County: Tulare
School Name: Richgrove Elementary
Project Grade Level: Kindergarten
Financial Hardship: Yes

The District qualifies for financial hardship pursuant to Full-Day Kindergarten Facilities Grant Program (FDKFGP) Regulation Section 1860.14(b)(3). The District has demonstrated it is financially unable to provide all or a part of the matching funds and is levying the developer fees or equal alternative revenue source justified by law. The District's total bonding capacity as of March 12, 2019, is \$5 million or less.

PURPOSE OF REPORT

State Allocation Board approval for the rescission of the Automatic Sprinkler System grant from the Full-Day Kindergarten Facilities Grant Program New Construction project.

Grant Amount: \$419,484.00

Financial Hardship: \$401,563.00

DESCRIPTION

The District requested grants equal to 25 pupils, as well as the supplemental grants for Automatic Fire Detection/Alarm System, Automatic Sprinkler System, Site Development and Project Assistance. Upon reviewing the Division of the State Architect plans and specifications, approved October 14, 2019, the plans do not include the work for Automatic Sprinkler System. Due to the work not being included in the approved plans and specifications, the project is being amended without the supplemental grant.

AUTHORITY

See Attachment A

BACKGROUND

The District submitted a New Construction application during the first FDKFGP funding round, which took place from January 2, 2019 through January 31, 2019. The District received an advance apportionment at the May 22, 2019 State Allocation Board meeting.

RECOMMENDATION

Approve the adjustment on Attachment B for the Richgrove Elementary New Construction project.

ATTACHMENT A

AUTHORITY

Article 1. Full-Day Kindergarten Facilities Grant Program 17375.

Education Code (EC) Section 17375 states, "The State Allocation Board shall award grants to school districts that lack the facilities to provide full-day kindergarten as required for eligibility pursuant to Sections 17071.25 and 17072.10 or that lack facilities that satisfy the design requirements required for new kindergarten classrooms as specified in paragraph (2) of subdivision (h) of Section 14030 of Title 5 of the California Code of Regulations.

(2) Priority for grants shall be given to school districts that meet either of the following criteria:

(A) The school district is financially unable to contribute a portion of, or all of, the local matching share required pursuant to paragraph (3), and meets the requirements for financial hardship pursuant to Section 17075.10.

(B) The school district is located in an underserved community with a high population of pupils who are eligible for free or reduced-price meals pursuant to Section 42238.01.

(3) Except for school districts that meet the requirements for financial hardship pursuant to Section 17075.10, a school district that applies for a grant pursuant to this section for new construction shall provide 50 percent of the cost of the project, and a school district that applies for a grant pursuant to this section for a retrofit project shall provide 40 percent of the cost of the project.

(c) (1) The State Allocation Board shall release disbursements of grant funds to school districts with approved applications for new construction, to the extent funds are available for the state's 50 percent matching share, if the school district has provided its 50 percent local matching share, unless the school district meets the requirements for financial hardship pursuant to Section 17075.10, and upon certification by the school district that the school district has entered into a binding contract for completion of the approved project."

FDKFGP Regulation Section 1860.9(c) states, "For applications funded with 2018 grant amounts, \$194 for each elementary school pupil if the project includes an automatic sprinkler system and is requested by the School District on the Form SAB 70-01."

FDKFGP Regulation Section 1860.14(a)(3) states, "The School District's total bonding capacity at the time of the request for financial hardship status is \$5 million or less"

FDKFGP Regulation Section 1860.16(f) states, "For an Apportionment received pursuant to Section 1860.7(b) and 1860.7(d), where submittal of the necessary CDE plan approval and/or DSA-approved plans and specifications were not required at the time the Board granted an Apportionment, the School District has up to 12 months to submit the required approvals from the date of Apportionment. If the required submittals are not received within 12 months, the Apportionment shall be rescinded and the Full-Day Kindergarten Facilities Grant will return to the Program for reallocation."

SAB Meeting: June 24, 2020

FDKFGP – Amended Design Advance

SCHOOL DISTRICT DATA

Application No: 70/72082-00-001
School District: Richgrove Elementary

County: Tulare
School Name: Richgrove Elementary

PROJECT DATA

Type of Project:	New Construction	Application Filing Basis:	Site Specific
Pupils Assigned:	25		
Classroom(s):	1	Recommended Acres:	14.2
Financial Hardship Requested:	Yes	Existing Acres:	21.6
Preference Points:	70		

ADJUSTED GRANT DATA**PROJECT FINANCING**

New Construction	\$ 304,925.00	State Share	
Automatic Fire Detection/Alarm	375.00	This Project	\$ 419,484.00
Project Assistance	7,460.00	District Share	
Site Development	106,724.00	Cash Contribution	17,921.00
Total State Share (50%)	419,484.00	Financial Hardship	401,563.00
District Share (50%)	419,484.00	Total Project Cost	\$ 838,968.00
Total Project Cost	\$ 838,968.00		

HISTORY OF PROJECT COST AND APPORTIONMENT

	Fund Code	Previously Authorized	Authorized This Action	Apportionment This Action
<u>State Share</u>				
New Construction/Additional Grant	1027-1819	\$ 424,609.00	\$ (5,125.00)	\$ (5,125.00)
<u>District Share</u>				
Cash Contribution		17,921.00		
Financial Hardship	1027-1819	406,688.00	(5,125.00)	(5,125.00)
Total		\$ 849,218.00	\$ (10,250.00)	\$ (10,250.00)

Funding Source: General Fund Full-Day Kindergarten Facilities Grant Program

This project is being amended as a result of the removal of the previously authorized additional grant for automatic sprinkler system, which was not included in the approved plans and specifications.

The District shall ensure that it is in compliance with all applicable laws, regulations and certifications it made on the program forms.

This project is subject to the Grant Agreement submittal pursuant to Regulation Section 1860.17.

The District qualifies for financial hardship pursuant to Regulation Section 1860.14(b)(3). The District has demonstrated it is financially unable to provide all or a part of the matching funds and is levying the developer fees or equal alternative revenue source justified by law. The District's total bonding capacity (as of March 12, 2019) is \$5 million or less.

Advance funds in the amount of \$104,049.00 were previously released to the District. The remaining funds in the amount of \$734,919.00 (\$838,968.00 less advance funds released and available district contribution) will be released by OPSC upon the receipt of a valid, signed Grant Agreement as specified in Regulation Section 1860.17 and a complete *Fund Release Request* (Form SAB 70-02).

Pursuant to Regulation Section 1860.19(b) any funding not expended on eligible project expenditures prior to completion of the project, as specified in Regulation Section 1860.18, must be returned to the State.

The District is responsible for ensuring that the project is compliant with Prevailing Wage Monitoring and/or Labor Compliance Program requirements at the time construction contracts are executed and/or construction commenced.

REPORT OF THE EXECUTIVE OFFICER
State Allocation Board Meeting, June 24, 2020

SCHOOL DISTRICT DATA

School District: Standard Elementary
Application Number: 70/63792-00-004
Total District Enrollment: 3,106

County: Kern
School Name: Standard Elementary
Project Grade Level: Kindergarten
Financial Hardship: No

PURPOSE OF REPORT

State Allocation Board approval for the rescission of the Automatic Sprinkler System grant from the Full-Day Kindergarten Facilities Grant Program (FDKFGP) New Construction project.

Grant Amount: \$618,036

DESCRIPTION

The District requested grants equal to 25 pupils, as well as the supplemental grants for Automatic Fire Detection/Alarm System, Automatic Sprinkler System and Site Development. Upon reviewing the Division of the State Architect plans and specifications, approved October 22, 2019, the plans do not include the work for Automatic Sprinkler System. Due to the work not being included in the approved plans and specifications, the project is being amended without the supplemental grant.

AUTHORITY

See Attachment A

BACKGROUND

The District submitted a New Construction application during the second FDKFGP funding round, which took place from May 1, 2019 through May 30, 2019. The District received an advance apportionment at the October 23, 2019 State Allocation Board meeting.

RECOMMENDATION

Approve the adjustment on Attachment B for the Standard Elementary FDKFGP New Construction project.

ATTACHMENT A

AUTHORITY

Article 1. Full-Day Kindergarten Facilities Grant Program 17375.

Education Code (EC) Section 17375 states, "The State Allocation Board shall award grants to school districts that lack the facilities to provide full-day kindergarten as required for eligibility pursuant to Sections 17071.25 and 17072.10 or that lack facilities that satisfy the design requirements required for new kindergarten classrooms as specified in paragraph (2) of subdivision (h) of Section 14030 of Title 5 of the California Code of Regulations.

(2) Priority for grants shall be given to school districts that meet either of the following criteria:

(A) The school district is financially unable to contribute a portion of, or all of, the local matching share required pursuant to paragraph (3), and meets the requirements for financial hardship pursuant to Section 17075.10.

(B) The school district is located in an underserved community with a high population of pupils who are eligible for free or reduced-price meals pursuant to Section 42238.01.

(3) Except for school districts that meet the requirements for financial hardship pursuant to Section 17075.10, a school district that applies for a grant pursuant to this section for new construction shall provide 50 percent of the cost of the project, and a school district that applies for a grant pursuant to this section for a retrofit project shall provide 40 percent of the cost of the project.

(c) (1) The State Allocation Board shall release disbursements of grant funds to school districts with approved applications for new construction, to the extent funds are available for the state's 50 percent matching share, if the school district has provided its 50 percent local matching share, unless the school district meets the requirements for financial hardship pursuant to Section 17075.10, and upon certification by the school district that the school district has entered into a binding contract for completion of the approved project."

FDKFGP Regulation Section 1860.9(c) states, "For applications funded with 2018 grant amounts, \$194 for each elementary school pupil if the project includes an automatic sprinkler system and is requested by the School District on the Form SAB 70-01."

FDKFGP Regulation Section 1860.14(a)(3) states, "The School District's total bonding capacity at the time of the request for financial hardship status is \$5 million or less"

FDKFGP Regulation Section 1860.16(f) states, "For an Apportionment received pursuant to Section 1860.7(b) and 1860.7(d), where submittal of the necessary CDE plan approval and/or DSA-approved plans and specifications were not required at the time the Board granted an Apportionment, the School District has up to 12 months to submit the required approvals from the date of Apportionment. If the required submittals are not received within 12 months, the Apportionment shall be rescinded and the Full-Day Kindergarten Facilities Grant will return to the Program for reallocation."

SCHOOL DISTRICT DATA

Application No: 70/63792-00-004
School District: Standard Elementary

County: Kern
School Name: Standard Elementary

PROJECT DATA

Type of Project:	New Construction	Application Filing Basis:	Site Specific
Pupils Assigned:	25		
Classroom(s):	1	Recommended Acres:	11.7
Financial Hardship Requested:	No	Existing Acres:	9.2
Preference Points:	28		

ADJUSTED GRANT DATA

New Construction	\$ 304,925.00
Automatic Fire Detection/Alarm	375.00
Site Development	106,724.00
Project Grants Subtotal	412,024.00
FDKFGP Conversion Grant	206,012.00
State Grant Total	618,036.00
Remaining Project Cost	206,012.00
Total Project Cost	\$ 824,048.00

PROJECT FINANCING

State Share (75%)	
This Project	\$ 618,036.00
District Share (25%)	
Cash Contribution	206,012.00
Financial Hardship	
Total Project Cost	\$ 824,048.00

HISTORY OF PROJECT COST AND APPORTIONMENT

	Fund Code	Previously Authorized	Authorized This Action	Apportionment This Action
<u>State Share</u>				
New Construction/Additional Grant	1027-1819	\$ 417,149.00	\$ (5,125.00)	\$ (5,125.00)
New Construction/Additional Grant	1027-1920	208,574.50	(2,562.50)	(2,562.50)
<u>District Share</u>				
Cash Contribution		208,574.50	(2,562.50)	
Total		\$ 834,298.00	\$ (10,250.00)	\$ (7,687.50)

Funding Source: General Fund Full-Day Kindergarten Facilities Grant Program

This project is being amended as a result of the removal of the previously authorized additional grant for automatic sprinkler system, which was not included in the approved plans and specifications.

The District shall ensure that it is in compliance with all applicable laws, regulations and certifications it made on the program forms.

This project is subject to the Grant Agreement submittal pursuant to Regulation Section 1860.17.

Advance funds in the amount of \$60,985.00 were previously released to the District. The remaining funds in the amount of \$557,051.00 (\$824,048.00 less advance funds released and available district contribution) will be released by OPSC upon the receipt of a valid, signed Grant Agreement as specified in Regulation Section 1860.17 and a complete *Fund Release Request* (Form SAB 70-02).

This project previously received an adjusted grant approval to reflect the 25 percent local match requirement pursuant to Education Code Section 17375(b)(4).

The District is responsible for ensuring that the project is compliant with Prevailing Wage Monitoring and/or Labor Compliance Program requirements at the time construction contracts are executed and/or construction commenced.

Pursuant to Regulation Section 1860.19(a), any savings remaining after one year from the completion of the project, as specified in Regulation Section 1860.18, must be returned to the State.

SCHOOL DISTRICT DATA

School District: Traver Joint Elementary
Application Number: 70/72223-00-001
Total District Enrollment: 592

County: Tulare
School Name: Traver Elementary
Project Grade Level: Kindergarten
Financial Hardship: Yes

The District qualifies for financial hardship pursuant to Full-Day Kindergarten Facilities Grant Program (FDKFGP) Regulation Section 1860.14(b)(3). The District has demonstrated it is financially unable to provide all or a part of the matching funds and is levying the developer fees or equal alternative revenue source justified by law. The District's total bonding capacity as of April 3, 2019, is \$5 million or less.

PURPOSE OF REPORT

State Allocation Board approval for the rescission of the Automatic Sprinkler System grant from the Full-Day Kindergarten Facilities Grant Program New Construction project.

Grant Amount: \$831,508.00

Financial Hardship: \$773,148.00

DESCRIPTION

The District requested grants equal to 50 pupils, as well as the supplemental grants for Automatic Fire Detection/Alarm System, Automatic Sprinkler System, Site Development and Project Assistance. Upon reviewing the Division of the State Architect plans and specifications, approved April 7, 2020, the plans do not include the work for Automatic Sprinkler System. Due to the work not being included in the approved plans and specifications, the project is being amended without the supplemental grant.

AUTHORITY

See Attachment A

BACKGROUND

The District submitted a New Construction application during the first FDKFGP funding round, which took place from January 2, 2019 through January 31, 2019. The District received an advance apportionment at the May 22, 2019 State Allocation Board meeting.

RECOMMENDATION

Approve the adjustment on Attachment B for the Traver Elementary New Construction project.

ATTACHMENT A

AUTHORITY

Article 1. Full-Day Kindergarten Facilities Grant Program 17375.

Education Code (EC) Section 17375 states, “The State Allocation Board shall award grants to school districts that lack the facilities to provide full-day kindergarten as required for eligibility pursuant to Sections 17071.25 and 17072.10 or that lack facilities that satisfy the design requirements required for new kindergarten classrooms as specified in paragraph (2) of subdivision (h) of Section 14030 of Title 5 of the California Code of Regulations.

(2) Priority for grants shall be given to school districts that meet either of the following criteria:

(A) The school district is financially unable to contribute a portion of, or all of, the local matching share required pursuant to paragraph (3), and meets the requirements for financial hardship pursuant to Section 17075.10.

(B) The school district is located in an underserved community with a high population of pupils who are eligible for free or reduced-price meals pursuant to Section 42238.01.

(3) Except for school districts that meet the requirements for financial hardship pursuant to Section 17075.10, a school district that applies for a grant pursuant to this section for new construction shall provide 50 percent of the cost of the project, and a school district that applies for a grant pursuant to this section for a retrofit project shall provide 40 percent of the cost of the project.

(c) (1) The State Allocation Board shall release disbursements of grant funds to school districts with approved applications for new construction, to the extent funds are available for the state’s 50 percent matching share, if the school district has provided its 50 percent local matching share, unless the school district meets the requirements for financial hardship pursuant to Section 17075.10, and upon certification by the school district that the school district has entered into a binding contract for completion of the approved project.”

FDKFGP Regulation Section 1860.9(c) states, “For applications funded with 2018 grant amounts, \$194 for each elementary school pupil if the project includes an automatic sprinkler system and is requested by the School District on the Form SAB 70-01.”

FDKFGP Regulation Section 1860.14(a)(3) states, “The School District’s total bonding capacity at the time of the request for financial hardship status is \$5 million or less”

FDKFGP Regulation Section 1860.16(f) states, “For an Apportionment received pursuant to Section 1860.7(b) and 1860.7(d), where submittal of the necessary CDE plan approval and/or DSA-approved plans and specifications were not required at the time the Board granted an Apportionment, the School District has up to 12 months to submit the required approvals from the date of Apportionment. If the required submittals are not received within 12 months, the Apportionment shall be rescinded and the Full-Day Kindergarten Facilities Grant will return to the Program for reallocation.”

SCHOOL DISTRICT DATA

Application No: 70/72223-00-001 **County:** Tulare
School District: Traver Joint Elementary **School Name:** Traver Elementary

PROJECT DATA

Type of Project: New Construction **Application Filing Basis:** Site Specific
Pupils Assigned: 50
Classroom(s): 2 **Recommended Acres:** 7.7
Financial Hardship Requested: Yes **Existing Acres:** 14.8
Preference Points: 74

ADJUSTED GRANT DATA

New Construction	\$ 609,850.00
Automatic Fire Detection/Alarm	750.00
Project Assistance	7,460.00
Site Development	213,448.00
Total State Share (50%)	831,508.00
District Share (50%)	831,508.00
Total Project Cost	\$ 1,663,016.00

PROJECT FINANCING

State Share	
This Project	\$ 831,508.00
District Share	
Cash Contribution	58,360.00
Financial Hardship	773,148.00
Total Project Cost	\$ 1,663,016.00

HISTORY OF PROJECT COST AND APPORTIONMENT

	Fund Code	Previously Authorized	Authorized This Action	Apportionment This Action
<u>State Share</u>				
New Construction/Additional Grant	1027-1819	\$ 841,758.00	\$ (10,250.00)	\$ (10,250.00)
<u>District Share</u>				
Cash Contribution		58,360.00		
Financial Hardship	1027-1819	783,398.00	(10,250.00)	(10,250.00)
Total		\$ 1,683,516.00	\$ (20,500.00)	\$ (20,500.00)

Funding Source: General Fund Full-Day Kindergarten Facilities Grant Program

This project is being amended as a result of the removal of the previously authorized additional grant for automatic sprinkler system, which was not included in the approved plans and specifications.

The District shall ensure that it is in compliance with all applicable laws, regulations and certifications it made on the program forms.

This project is subject to the Grant Agreement submittal pursuant to Regulation Section 1860.17.

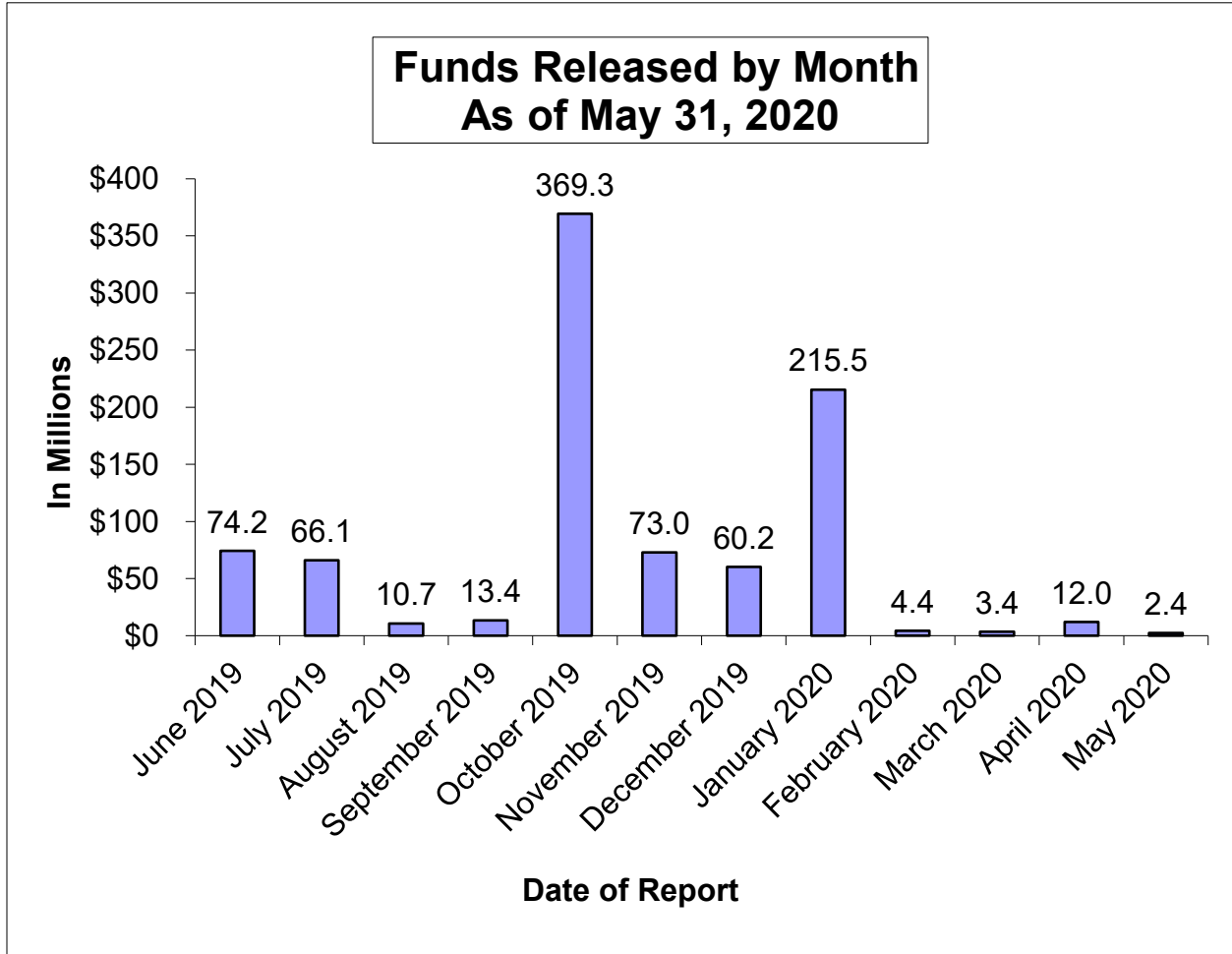
The District qualifies for financial hardship pursuant to Regulation Section 1860.14(b)(3). The District has demonstrated it is financially unable to provide all or a part of the matching funds and is levying the developer fees or equal alternative revenue source justified by law. The District's total bonding capacity (as of April 3, 2019) is \$5 million or less.

Advance funds in the amount of \$185,580.00 were previously released to the District. The remaining funds in the amount of \$1,419,076.00 (\$1,663,016.00 less advance funds released and available district contribution) will be released by OPSC upon the receipt of a valid, signed Grant Agreement as specified in Regulation Section 1860.17 and a complete *Fund Release Request* (Form SAB 70-02).

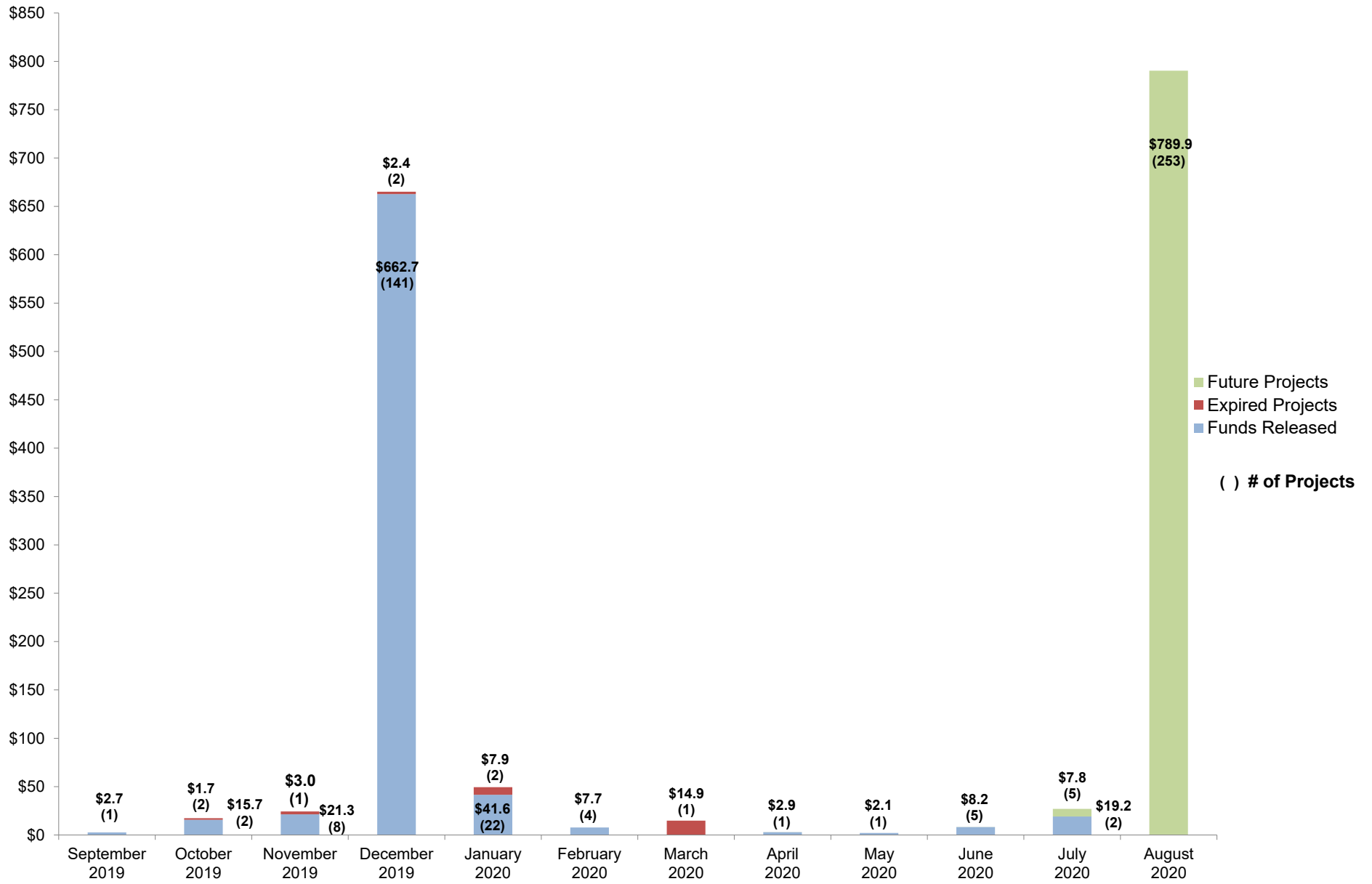
Pursuant to Regulation Section 1860.19(b) any funding not expended on eligible project expenditures prior to completion of the project, as specified in Regulation Section 1860.18, must be returned to the State.

The District is responsible for ensuring that the project is compliant with Prevailing Wage Monitoring and/or Labor Compliance Program requirements at the time construction contracts are executed and/or construction commenced.

STATUS OF FUND RELEASES



Status of School Facility Program Apportionments Set to Expire
 due to Time Limit on Fund Release, as of May 27, 2020 SAB
 (in millions of dollars)



SCHOOL FACILITY PROGRAM
Available Funds (in Millions) As of June 24, 2020

Prop. 51 - \$7 Billion - November 2016									
Program	Original Bond Allocation	Remaining Bond Authority as of May 27, 2020	Estimated Approvals for June 24, 2020	Administrative ^G Costs Adjustment	Remaining Bond Authority as of June 24, 2020 (excludes Unfunded Approvals)	Accumulated Unfunded Approvals as of May 27, 2020	Estimated Unfunded Approvals for June 24, 2020	Special Items/PIF	Remaining Bond Authority as of June 24, 2020 (includes Unfunded Approvals)
New Construction	\$3,000.0	\$1,538.6		-\$0.4	\$1,538.2	-\$433.8	-\$86.0		\$1,018.4
Modernization	3,000.0	2,104.0			2,104.0	-254.9	-35.9		1,813.2
Career Technical Education	500.0	268.0		-0.1	267.9	-7.9			260.0
Charter School	500.0	421.3		-0.1	421.2	-420.6			0.6
SUBTOTAL	\$7,000.0	\$4,331.9	\$0.0	-\$0.6	\$4,331.3^A	-\$1,117.2	-\$121.9	\$0.0	\$3,092.2
Prop. 1D - \$7.3 Billion - November 2006									
Program	Original Bond Allocation	Remaining Bond Authority as of May 27, 2020	Estimated Approvals for June 24, 2020	Administrative ^G Costs Adjustment	Remaining Bond Authority as of June 24, 2020 (excludes Unfunded Approvals)	Accumulated Unfunded Approvals as of May 27, 2020	Estimated Unfunded Approvals for June 24, 2020	Special Items/PIF	Remaining Bond Authority as of June 24, 2020 (includes Unfunded Approvals)
New Construction	\$1,900.0	\$5.4		-\$0.1	\$5.3				\$5.3
Seismic Repair		2.7			2.7	-\$1.9	-\$0.8		0.0
Modernization	3,300.0	1.9			1.9				1.9 ^F
Career Technical Education	500.0	17.0	\$0.5		17.5				17.5 ^F
High Performance Schools	100.0	0.7			0.7				0.7
Overcrowding Relief	1,000.0	1.6			1.6	-0.1	-0.2		1.3
Charter School	500.0	147.1	0.1		147.2	-142.3			4.9 ^F
Joint Use	57.5 ^B	0.0			0.0				0.0
SUBTOTAL	\$7,357.5	\$176.4	\$0.6	-\$0.1	\$176.9^A	-\$144.3	-\$1.0	\$0.0	\$31.6
Prop. 55 - \$10 Billion - March 2004									
Program	Original Bond Allocation	Remaining Bond Authority as of May 27, 2020	Estimated Approvals for June 24, 2020	Administrative ^G Costs Adjustment	Remaining Bond Authority as of June 24, 2020 (excludes Unfunded Approvals)	Accumulated Unfunded Approvals as of May 27, 2020	Estimated Unfunded Approvals for June 24, 2020	Special Items/PIF	Remaining Bond Authority as of June 24, 2020 (includes Unfunded Approvals)
New Construction	\$4,965.8 ^C	\$3.0 ^D	\$0.2		\$3.2	-\$0.8			\$2.4 ^F
Modernization	2,250.0	0.3			0.3				0.3
Critically Overcrowded Schools	2,440.0	0.0			0.0				0.0
Charter School	300.0	18.4			18.4	-12.4			6.0 ^F
Joint Use	66.7 ^E	0.0			0.0				0.0
SUBTOTAL	\$10,022.5	\$21.7	\$0.2	\$0.0	\$21.9^A	-\$13.2	\$0.0	\$0.0	\$8.7
TOTAL PAGE 1	\$24,380.0	\$4,530.0	\$0.8	-\$0.7	\$4,530.1	-\$1,274.7	-\$122.9	\$0.0	\$3,132.5

A. Balance of bonding authority excludes unfunded approvals.

B. The original bond allocation of \$29 million augmented by \$21 million from Prior Bond Funds to Joint Use at the 06/27/07 SAB meeting and \$7.5 million at the 7/23/08 SAB meeting pursuant to Assembly Bill 127, Chapter 35, Statutes of 2006 (Perata/Nunez).

C. The original bond allocation of \$4,960,000,000 augmented by \$5,831,911 from Prior Bonds at the 10/6/2010 SAB meeting.

D. It includes the transfer of Critically Overcrowded School Facilities Program Funds to New Construction (transfers in Prop. 55 includes: \$268.8 million approved at the 1/25/2006 SAB meeting, \$318.3 million approved at the 9/23/2009 SAB meeting, \$225 million approved at the 8/4/2010 SAB meeting, \$211.7 million approved at the 12/15/2010 SAB meeting, \$145 million at the 4/25/2012 SAB meeting, \$30.4 million after the 3/20/2013 SAB meeting, and \$32,297 after the 3/26/2014 SAB meeting per SFP Regulation Sections 1859.154 (c)).

E. Original bond allocation of \$50,000,000 augmented by \$15,547,233 from the State School Building Aid Fund at the 2/28/2007 SAB meeting and by \$1,232,224 from Prior Bonds at the 10/6/2010 SAB meeting.

F. Total authority is not available at this time due to outstanding accounts receivable. For Proposition 1D, \$156.00 for Modernization, \$509,783.59 for Career Tech and \$1,246,800.79 for Charter.

For Proposition 55, \$811.00 for New Construction and \$901,277.31 for Charter.

G. Administrative costs adjustments per FY 18/19 and FY 19/20 Executive Orders.

SCHOOL FACILITY PROGRAM
Available Funds (in Millions) As of June 24, 2020

Prop. 47 - \$11.4 Billion - November 2002									
Program	Original Bond Allocation	Remaining Bond Authority as of May 27, 2020	Estimated Approvals for June 24, 2020	Administrative Costs Adjustment	Remaining Bond Authority as of June 24, 2020 (excludes Unfunded Approvals)	Accumulated Unfunded Approvals as of May 27, 2020	Estimated Unfunded Approvals for June 24, 2020	Special Items/PIF	Remaining Bond Authority as of June 24, 2020 (includes Unfunded Approvals)
New Construction	\$6,250.0	\$0.9			\$0.9				\$0.9
Modernization	3,300.0	0.1			0.1	-\$0.1			0.0
Critically Overcrowded Schools	1,700.0	0.0			0.0				0.0
Charter School	100.0	10.1			10.1	-3.7			6.4
Joint Use	50.0	0.0			0.0				0.0
SUBTOTAL	\$11,400.0	\$11.1	\$0.0	\$0.0	\$11.1^A	-\$3.8	\$0.0	\$0.0	\$7.3

Prop. 1A - \$6.7 Billion - November 1998									
Program	Original Bond Allocation	Remaining Bond Authority as of May 27, 2020	Estimated Approvals for June 24, 2020	Administrative Costs Adjustment	Remaining Bond Authority as of June 24, 2020 (excludes Unfunded Approvals)	Accumulated Unfunded Approvals as of May 27, 2020	Estimated Unfunded Approvals for June 24, 2020	Special Items/PIF	Remaining Bond Authority as of June 24, 2020 (includes Unfunded Approvals)
New Construction	\$2,900.0	\$0.6			\$0.6	-\$0.6			\$0.0
Modernization	2,100.0	0.0			0.0				0.0
Hardship	1,000.0	1.0			1.0	-1.0			0.0
Class Size Reduction	700.0	0.0			0.0				0.0
SUBTOTAL	\$6,700.0	\$1.6	\$0.0	\$0.0	\$1.6^A	-\$1.6	\$0.0	\$0.0	\$0.0
TOTAL PAGE 2	\$18,100.0	\$12.7	\$0.0	\$0.0	\$12.7	-\$5.4	\$0.0	\$0.0	\$7.3
TOTAL FROM PAGE 1	\$24,380.0	\$4,530.0	\$0.8	-\$0.7	\$4,530.1	-\$1,274.7	-\$122.9	\$0.0	\$3,132.5
GRAND TOTAL	\$42,480.0	\$4,542.7	\$0.8	-\$0.7	\$4,542.8	-\$1,280.1	-\$122.9	\$0.0	\$3,139.8

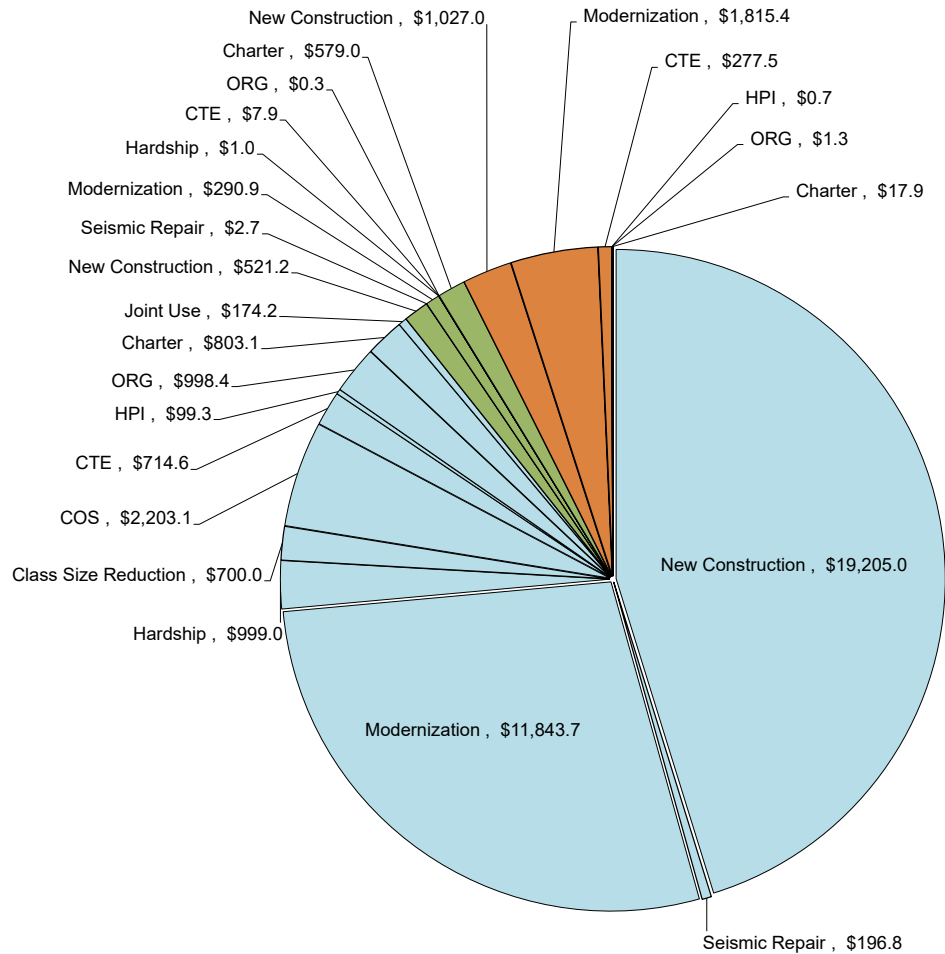
Full-Day Kindergarten Facilities Grant Program (FDKFGP)

Program	Appropriation	Remaining Bond Authority as of May 27, 2020	Estimated Approvals for June 24, 2020	Miscellaneous Adjustments for June 24, 2020 ^B	Remaining Authority as of June 24, 2020
Chapter 32, Statutes of 2018 (AB 1808) - Full-Day Kindergarten (FY 18/19)	\$100.0	\$2.8	-\$1.1	\$0.2	\$1.9
Chapter 51, Statutes of 2019 (SB 75) - Full-Day Kindergarten (FY 19/20)	\$300.0	\$298.7	-\$0.6		\$298.1
TOTAL	\$400.0	\$301.5	-\$1.7	\$0.2	\$300.0

A. Balance of Bonding Authority Excludes Unfunded Approvals.

B. Administrative cost adjustment.

Proposition 51, 1D, 55, 47, and 1A Bond Authority - \$42.480 billion (in millions of dollars)



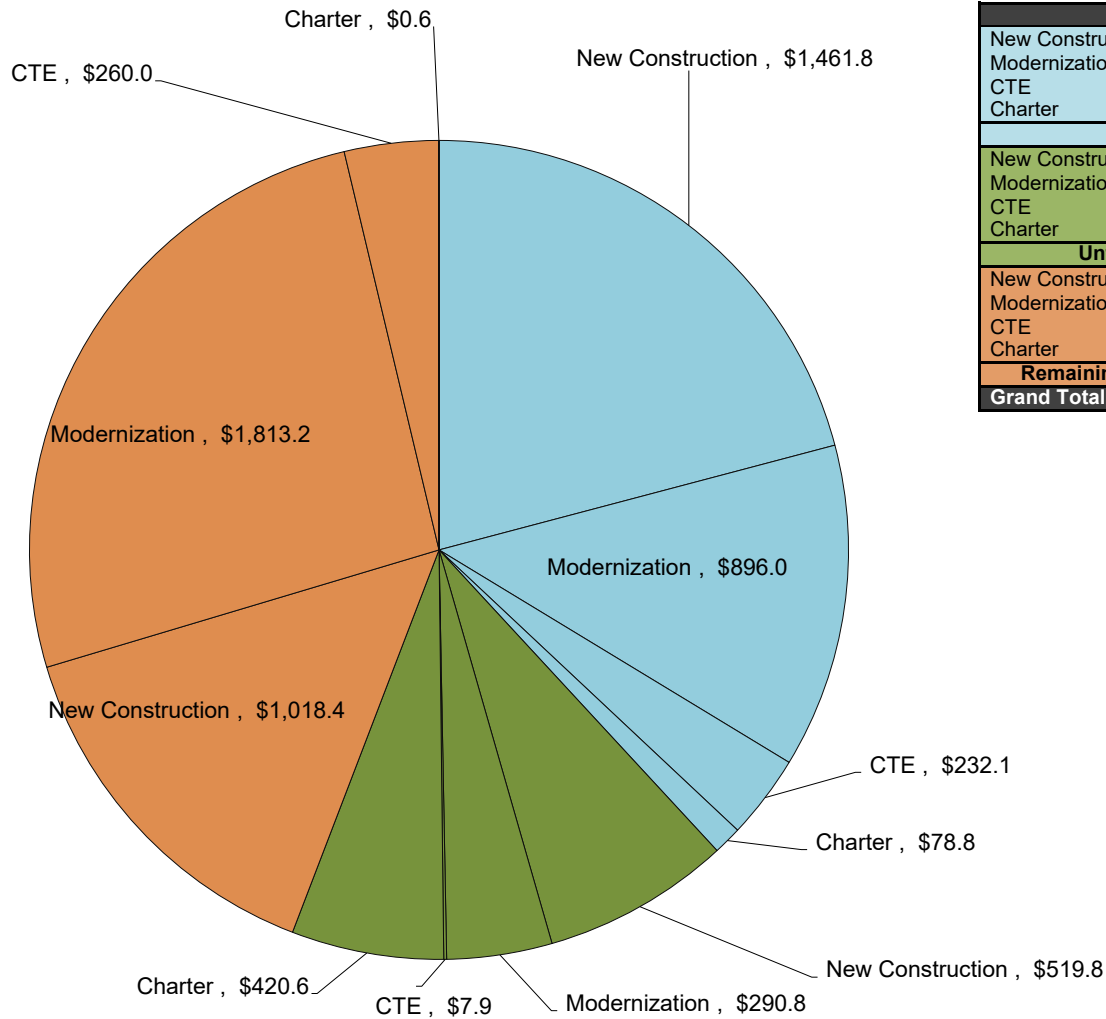
Proposition 51, 1D, 55, 47, and 1A Totals		
New Construction*	\$ 19,205.0	
Seismic Repair	\$ 196.8	
Modernization	\$ 11,843.7	
Hardship	\$ 999.0	
Class Size Reduction	\$ 700.0	
COS	\$ 2,203.1	
CTE	\$ 714.6	
HPI	\$ 99.3	
ORG	\$ 998.4	
Charter	\$ 803.1	
Joint Use	\$ 174.2	
Apportioned	\$ 37,937.2	89.3%
New Construction	\$ 521.2	
Seismic Repair	\$ 2.7	
Modernization	\$ 290.9	
Hardship	\$ 1.0	
Class Size Reduction	\$ -	
COS	\$ -	
CTE	\$ 7.9	
HPI	\$ -	
ORG	\$ 0.3	
Charter	\$ 579.0	
Joint Use	\$ -	
Unfunded Approvals	\$ 1,403.0	3.3%
New Construction	\$ 1,027.0	
Seismic Repair	\$ -	
Modernization	\$ 1,815.4	
Hardship	\$ -	
Class Size Reduction	\$ -	
COS	\$ -	
CTE	\$ 277.5	
HPI	\$ 0.7	
ORG	\$ 1.3	
Charter	\$ 17.9	
Joint Use	\$ -	
Remaining Bond Authority	\$ 3,139.8	7.4%
Grand Total	\$ 42,480	100.0%

*Includes Energy Efficiency, Small High Schools, Seismic Repair, and the transfer of Critically Overcrowded School Facilities Program Funds to New Construction (\$700 million and \$68.1 million from Prop. 47; \$268.8 million, \$318.3 million, \$225 million, \$211.7 million, \$145 million, and \$30.4 million from Prop. 55). Also, Prop 55 includes \$5.8 million from the Lease Purchase Program on October 6, 2010.

Proposition 51

Bond Authority - \$7.000 billion

(in millions of dollars)

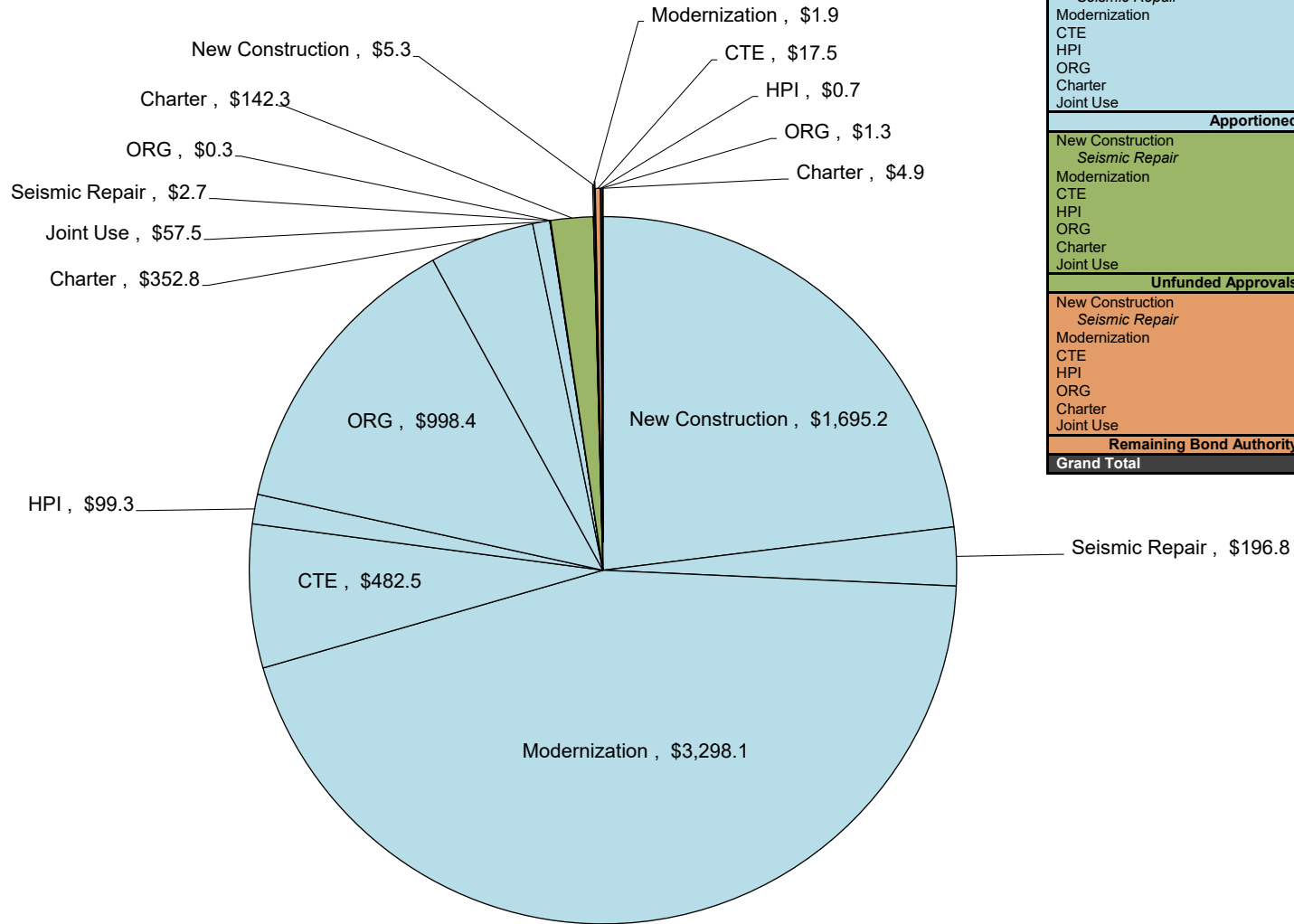


Proposition 51 Totals		
New Construction	\$ 1,461.8	
Modernization	\$ 896.0	
CTE	\$ 232.1	
Charter	\$ 78.8	
Apportioned	\$ 2,668.7	38.1%
New Construction	\$ 519.8	
Modernization	\$ 290.8	
CTE	\$ 7.9	
Charter	\$ 420.6	
Unfunded Approvals	\$ 1,239.1	17.7%
New Construction	\$ 1,018.4	
Modernization	\$ 1,813.2	
CTE	\$ 260.0	
Charter	\$ 0.6	
Remaining Bond Authority	\$ 3,092.2	44.2%
Grand Total	\$ 7,000	100.0%

Proposition 1D

Bond Authority - \$7.358 billion

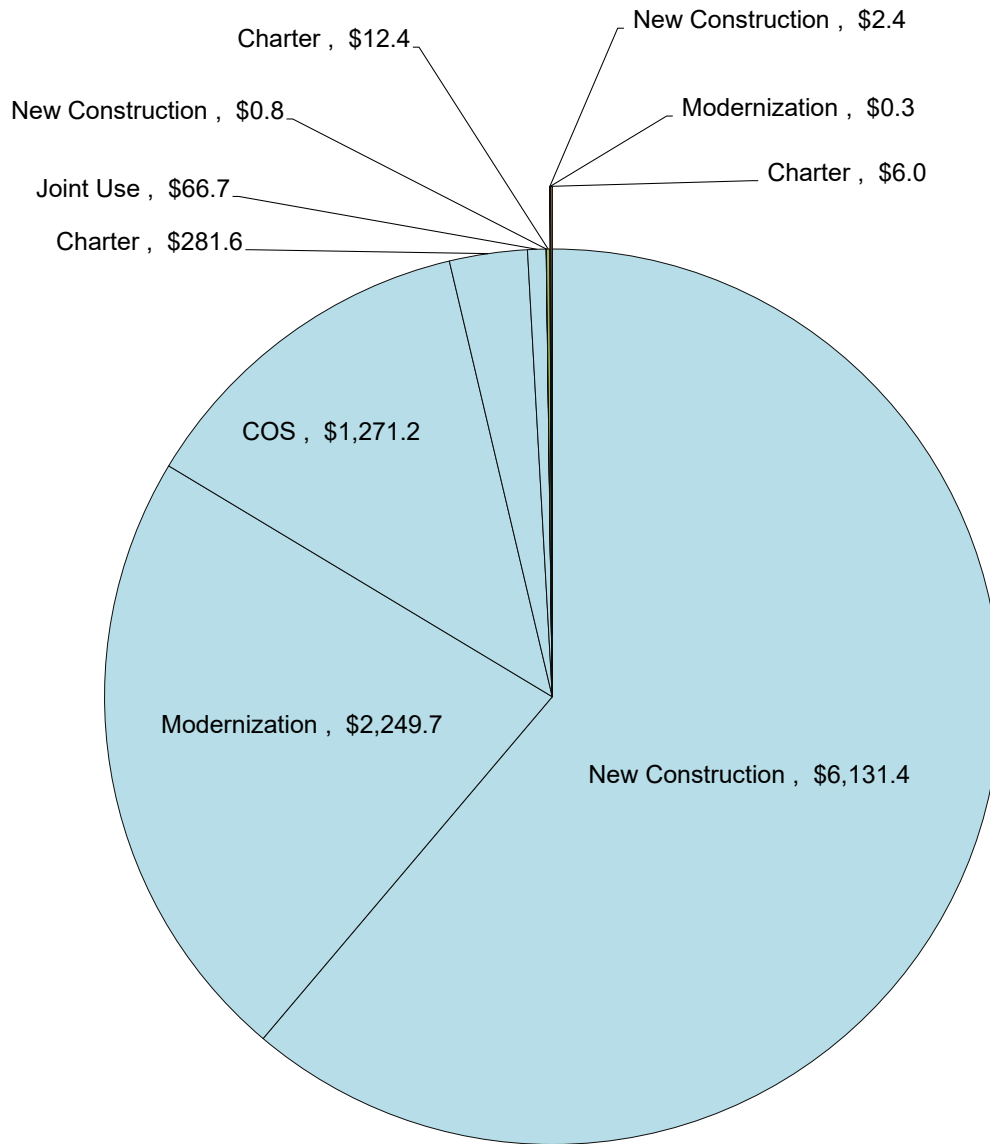
(in millions of dollars)



Proposition 1D Totals		
New Construction	\$ 1,695.2	
<i>Seismic Repair</i>	\$ 196.8	
Modernization	\$ 3,298.1	
CTE	\$ 482.5	
HPI	\$ 99.3	
ORG	\$ 998.4	
Charter	\$ 352.8	
Joint Use	\$ 57.5	
Apportioned	\$ 7,180.6	97.6%
New Construction	\$ -	
<i>Seismic Repair</i>	\$ 2.7	
Modernization	\$ -	
CTE	\$ -	
HPI	\$ -	
ORG	\$ 0.3	
Charter	\$ 142.3	
Joint Use	\$ -	
Unfunded Approvals	\$ 145.3	2.0%
New Construction	\$ 5.3	
<i>Seismic Repair</i>	\$ -	
Modernization	\$ 1.9	
CTE	\$ 17.5	
HPI	\$ 0.7	
ORG	\$ 1.3	
Charter	\$ 4.9	
Joint Use	\$ -	
Remaining Bond Authority	\$ 31.6	0.4%
Grand Total	\$ 7,358	100.0%

Proposition 55 Bond Authority - \$10.023 billion

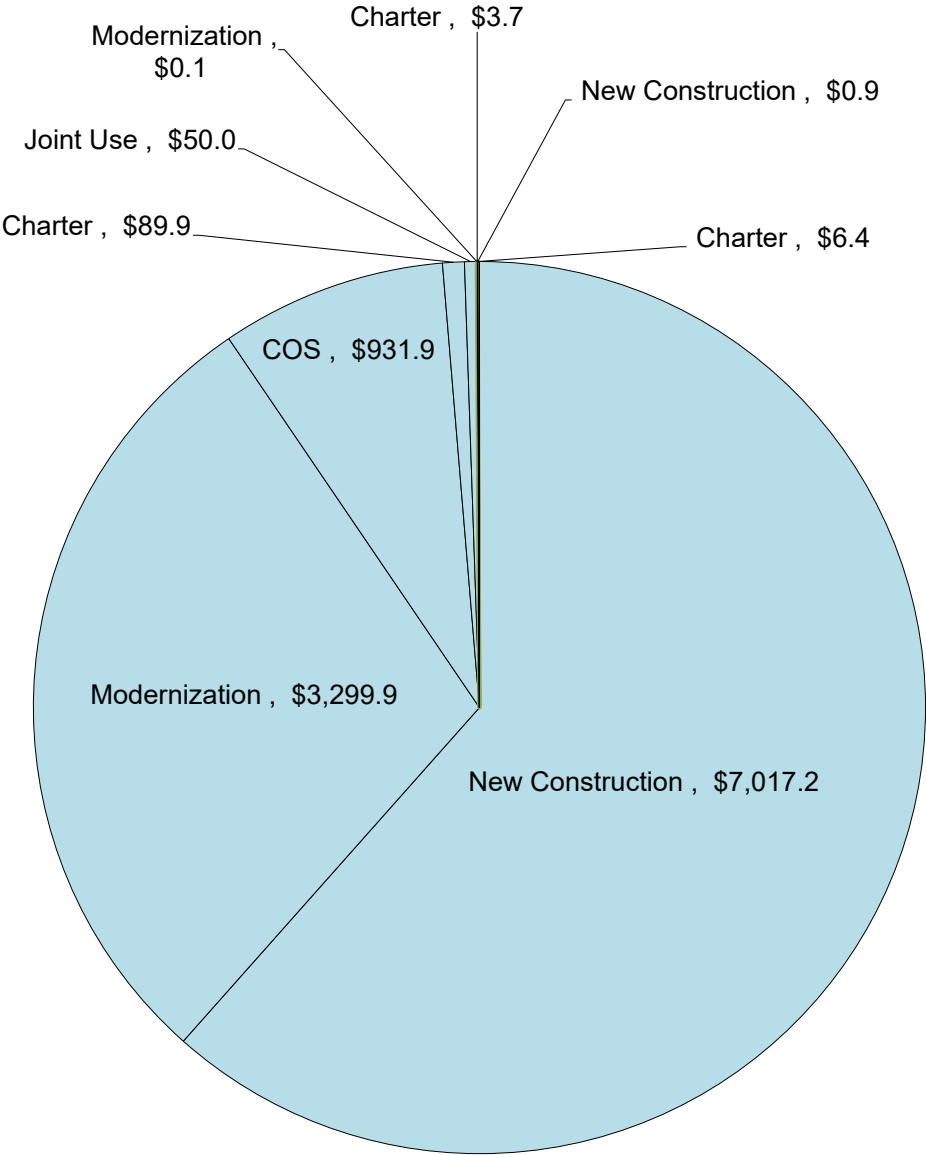
(in millions of dollars)



Proposition 55 Totals		
New Construction	\$ 6,131.4	
Modernization	\$ 2,249.7	
COS	\$ 1,271.2	
Charter	\$ 281.6	
Joint Use	\$ 66.7	
Apportioned	\$ 10,000.6	99.8%
New Construction	\$ 0.8	
Modernization	\$ -	
COS	\$ -	
Charter	\$ 12.4	
Joint Use	\$ -	
Unfunded Approvals	\$ 13.2	0.1%
New Construction	\$ 2.4	
Modernization	\$ 0.3	
COS	\$ -	
Charter	\$ 6.0	
Joint Use	\$ -	
Remaining Bond Authority	\$ 8.7	0.1%
Grand Total	\$ 10,023	100.0%

Proposition 47 Bond Authority - \$11.400 billion

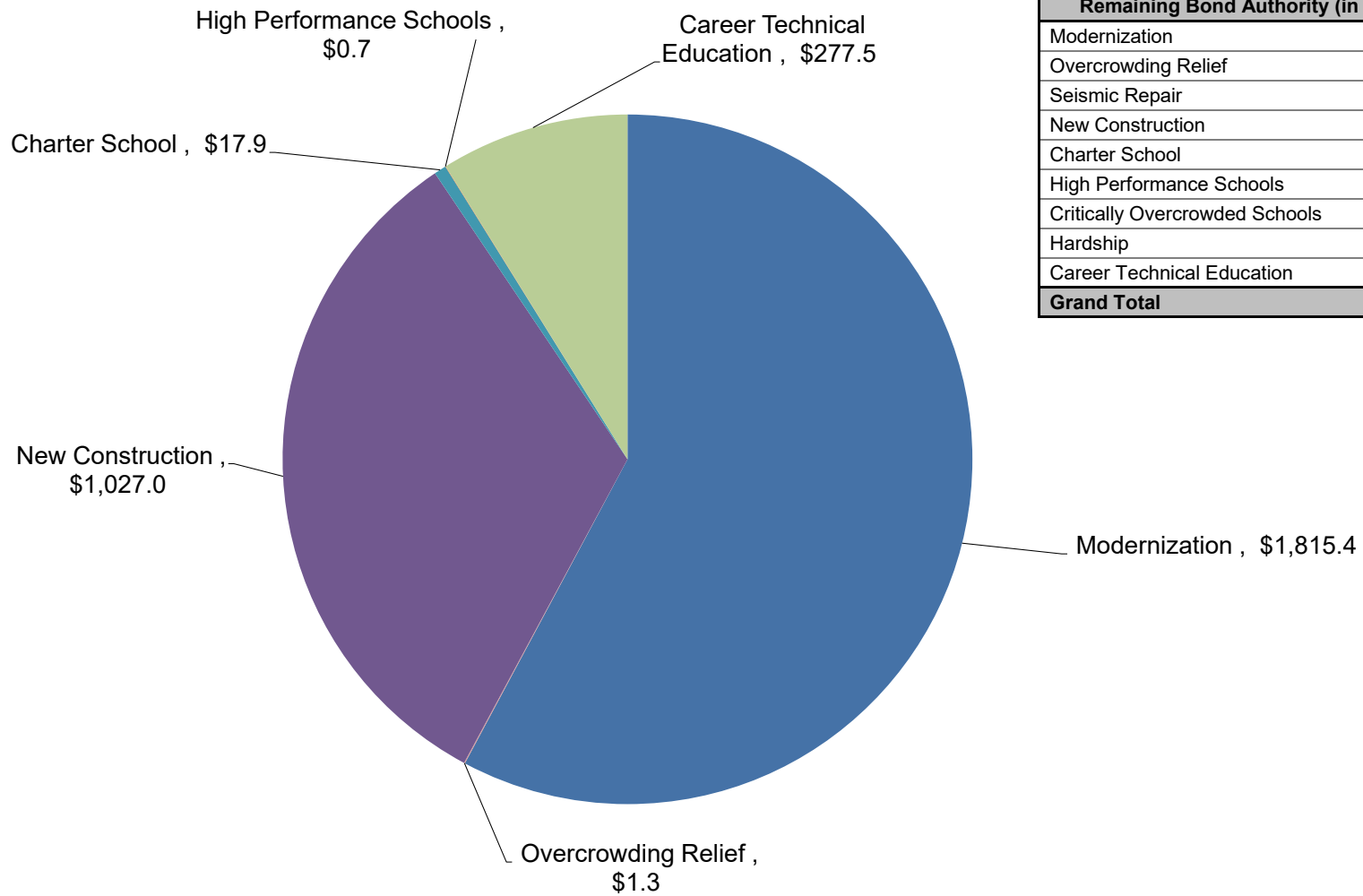
(in millions of dollars)



Proposition 47 Totals		
New Construction	\$ 7,017.2	
Modernization	\$ 3,299.9	
COS	\$ 931.9	
Charter	\$ 89.9	
Joint Use	\$ 50.0	
Apportioned	\$ 11,388.9	99.9%
New Construction	\$ -	
Modernization	\$ 0.1	
COS	\$ -	
Charter	\$ 3.7	
Joint Use	\$ -	
Unfunded Approvals	\$ 3.8	0.0%
New Construction	\$ 0.9	
Modernization	\$ -	
COS	\$ -	
Charter	\$ 6.4	
Joint Use	\$ -	
Remaining Bond Authority	\$ 7.3	0.1%
Grand Total	\$ 11,400	100.0%

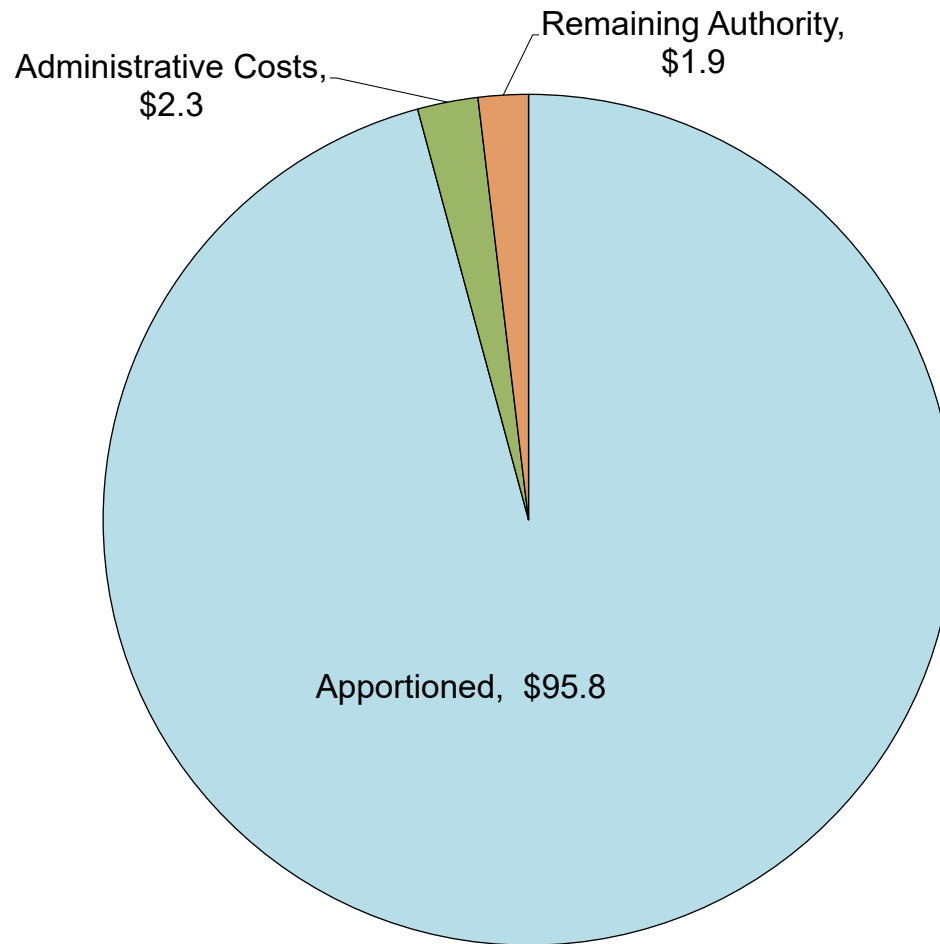
Remaining Bond Authority - \$3,139.8 million

(by program, in millions)
As of June 24, 2020 SAB



Remaining Bond Authority (in millions)	
Modernization	\$ 1,815.4
Overcrowding Relief	\$ 1.3
Seismic Repair	\$ -
New Construction	\$ 1,027.0
Charter School	\$ 17.9
High Performance Schools	\$ 0.7
Critically Overcrowded Schools	\$ -
Hardship	\$ -
Career Technical Education	\$ 277.5
Grand Total	\$ 3,139.8

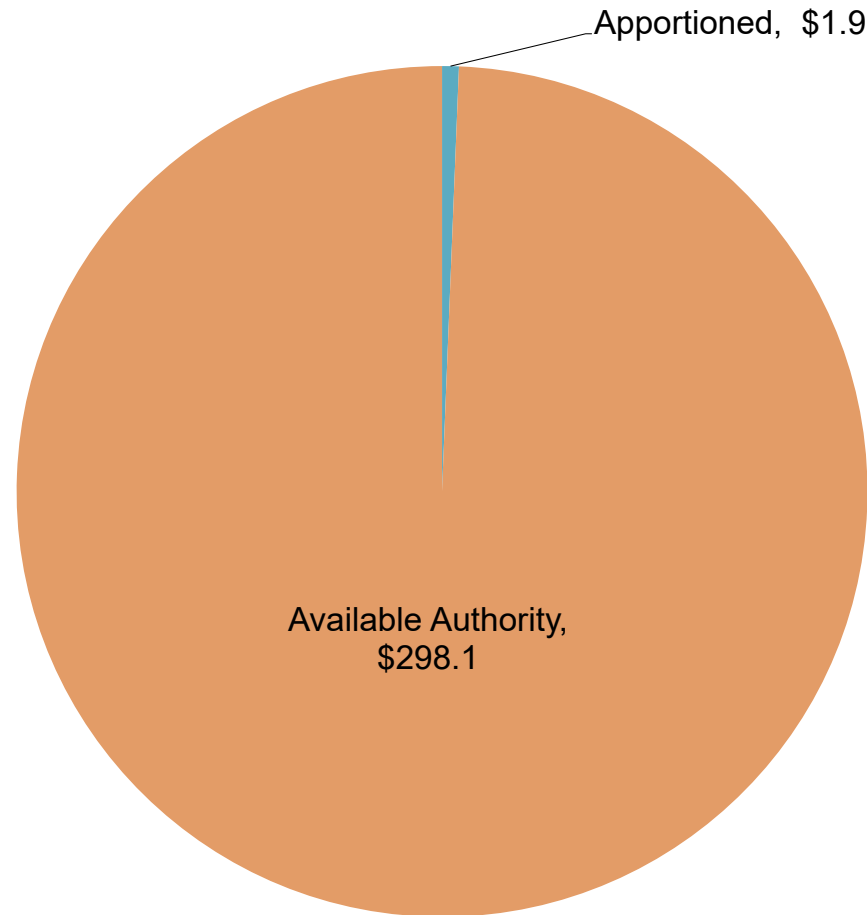
Full-Day Kindergarten Facilities Grant Program (FDKFGP)
FY 2018/2019
Authority - \$100 million



Full-Day Kindergarten Facilities Grant Program (FDKFGP)

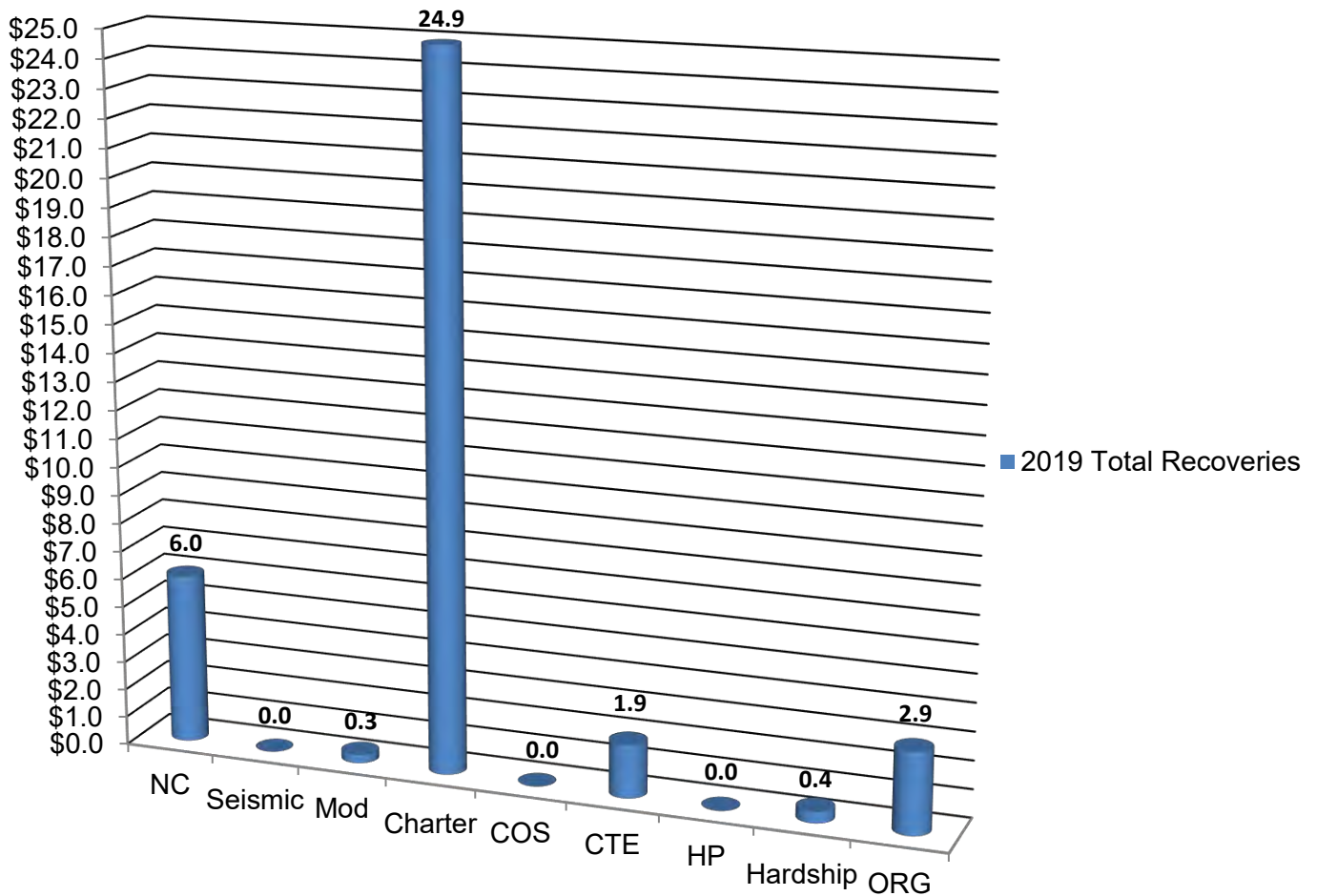
FY 2019/2020

Authority - \$300 million



Fund Recoveries* – 2019

(Totals represented in millions of dollars)



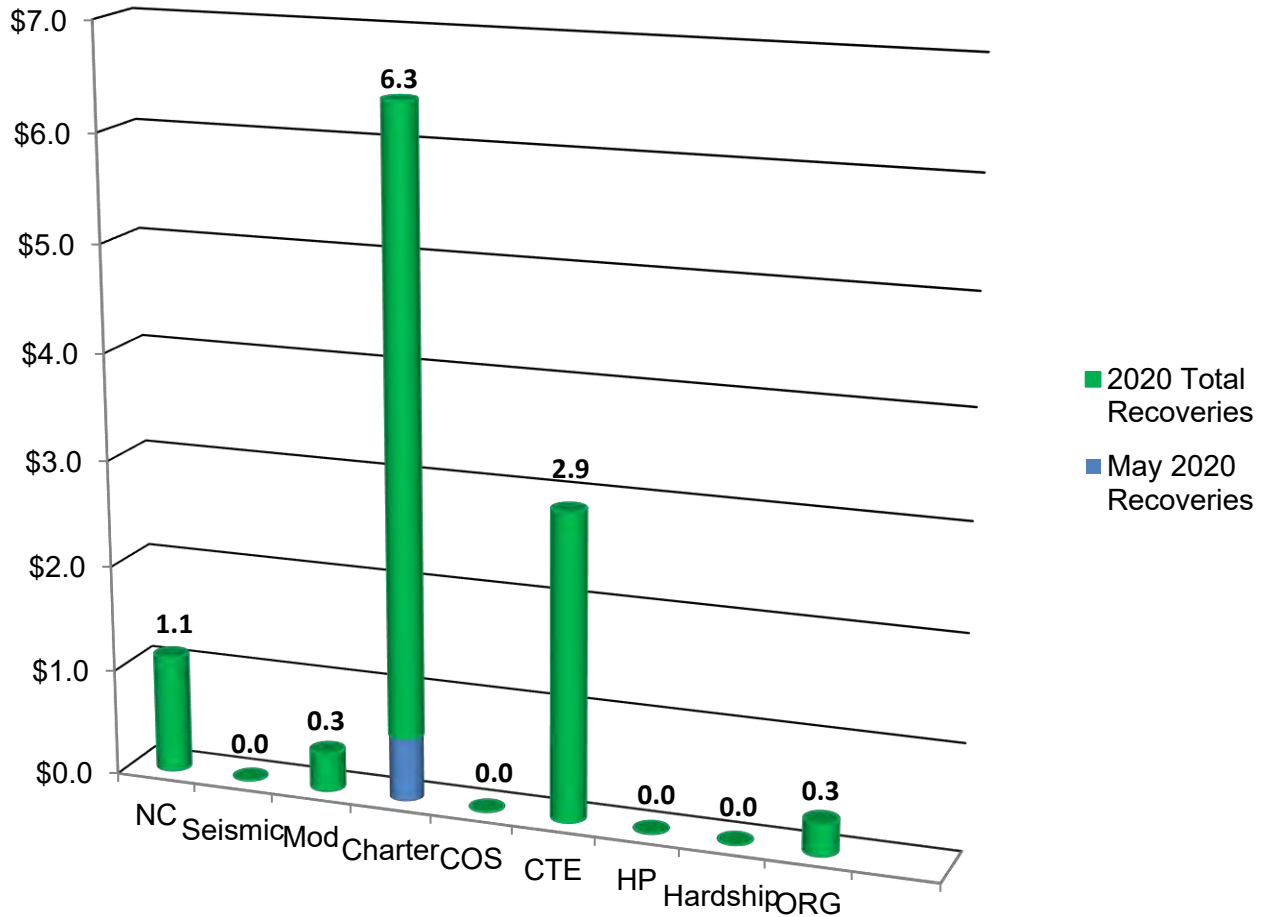
	2019 Totals**
NC	\$6,027,076
<i>Seismic</i>	\$0
Modernization	\$276,518
Charter	\$24,859,238
COS	\$31,739
CTE	\$1,896,615
HP	\$0
Hardship	\$368,398
ORG	\$2,931,768
Total	\$36,391,352

*Includes bond proceeds returned (authority may not be available) to the program through reductions to cost incurred, close-outs, loan repayments, rescissions and special education local plan area transfers.

** 2019 Totals does not reflect any reallocation of authority. For current availability of bond authority, see Status of Funds.

Fund Recoveries* – as of May 27, 2020 SAB

(Totals represented in millions of dollars)



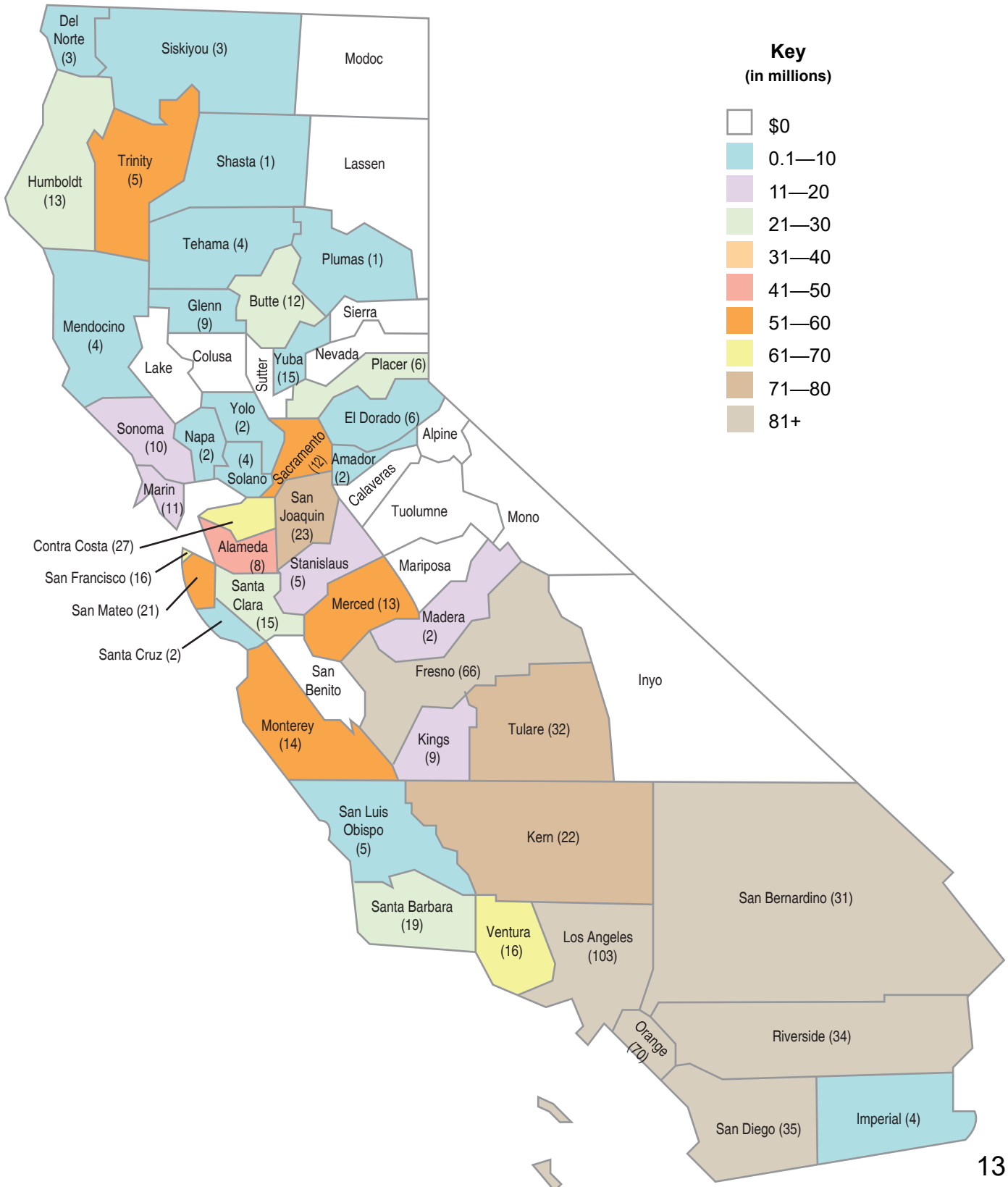
May 2020	1A	47	55	1D	51	MayTotals	2020 Totals**
NC	\$0	\$0	\$0	\$0	\$0	\$0	\$1,101,919
Seismic	\$0	\$0	\$0	\$0	\$0	\$0	\$0
Modernization	\$0	\$0	\$0	\$0	\$0	\$0	\$357,148
Charter	\$0	\$152,460	\$173,357	\$265,344	\$0	\$591,161	\$6,316,227
COS	\$0	\$0	\$0	\$0	\$0	\$0	\$0
CTE	\$0	\$0	\$0	\$0	\$0	\$0	\$2,855,977
HP	\$0	\$0	\$0	\$0	\$0	\$0	\$0
Hardship	\$0	\$0	\$0	\$0	\$0	\$0	\$0
ORG	\$0	\$0	\$0	\$0	\$0	\$0	\$273,056
Total						\$591,161	\$10,904,327

*Includes bond proceeds returned (authority may not be available) to the program through reductions to cost incurred, close-outs, loan repayments, rescissions and special education local plan area transfers.

** 2020 Totals does not reflect any reallocation of authority. For current availability of bond authority, see Status of Funds.

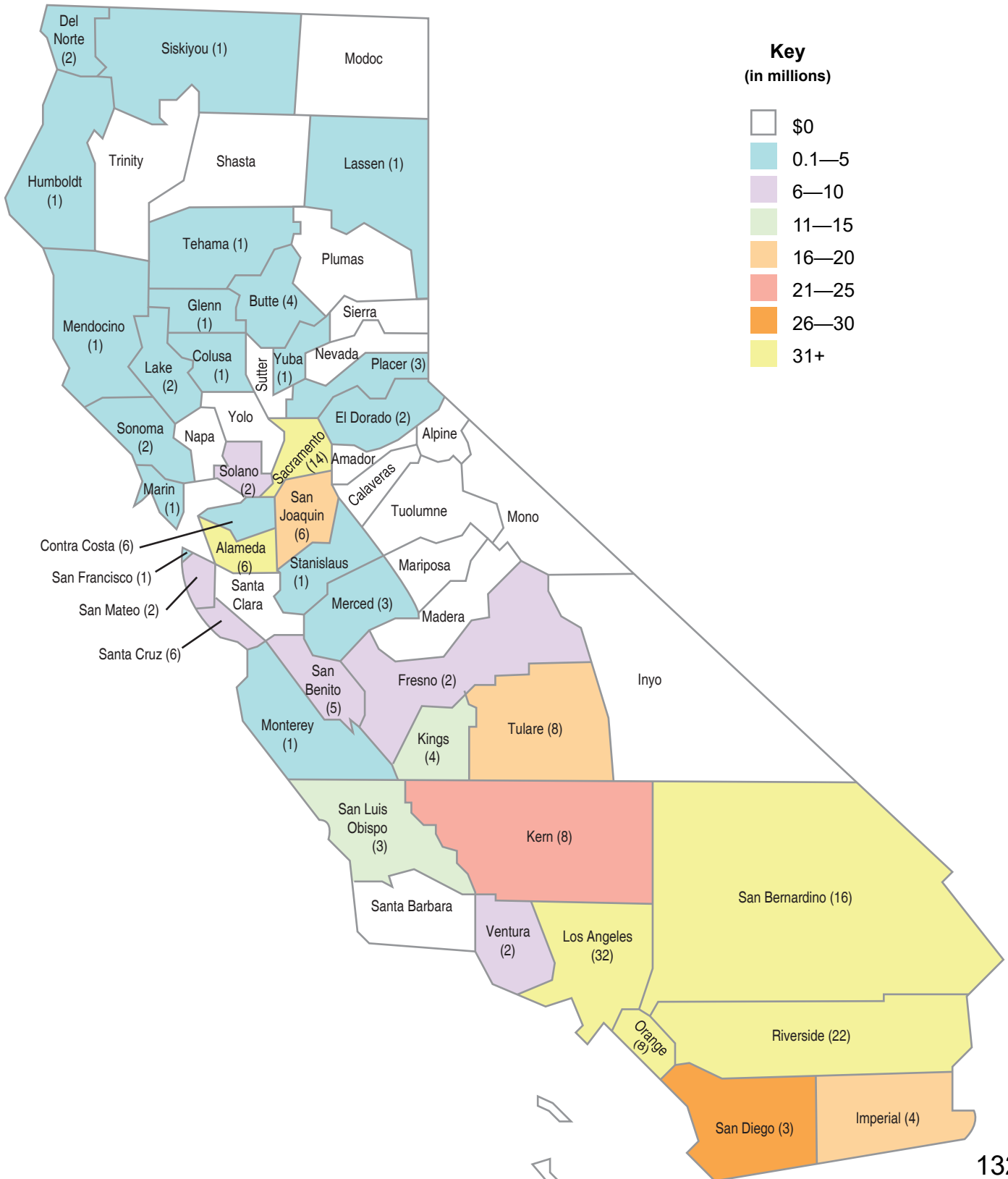
School Facility Program Proposition 51 Apportionments by County

The graphic below displays the amount Apportioned (\$2,319.4 million) for 717 School Facility Program projects from 252 school districts as of May 31, 2020. The data includes only bond authority provided by Proposition 51 approved by voters in November 2016.



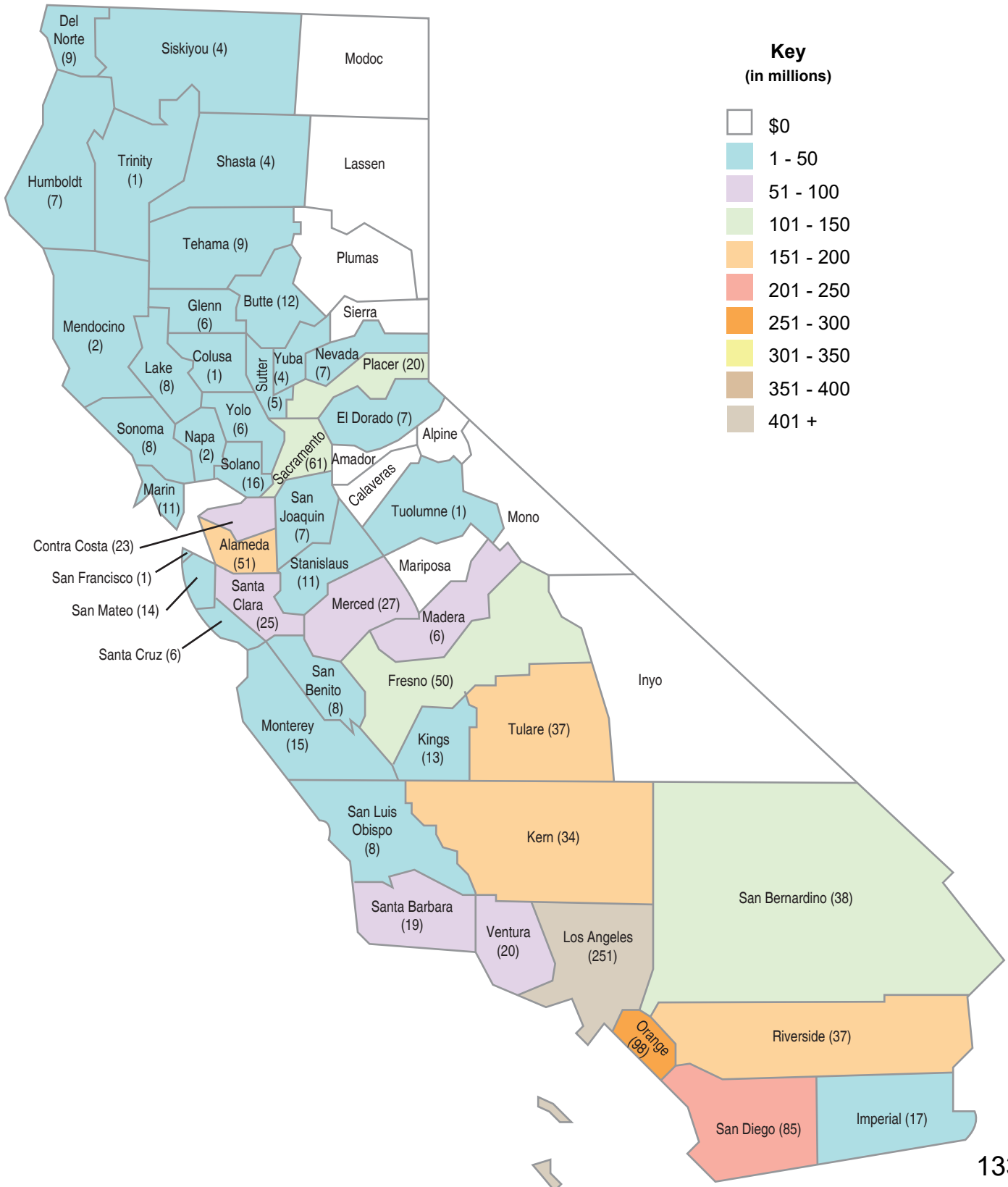
School Facility Program Proposition 51 Unfunded Approvals by County

The graphic below displays the amount of Unfunded Approvals (\$688.5 million) for 187 School Facility Program projects from 96 school districts as of May 31, 2020. The data includes only bond authority provided by Proposition 51 approved by voters in November 2016.



School Facility Program Proposition 51 Current Workload by County

The graphic below displays the Office of Public School Construction's Workload List for New Construction and Modernization (\$3,115.2 million) for 1,107 School Facility Program projects from 306 school districts as of May 31, 2020. The projects are anticipated to be allocated from bond authority provided by Proposition 51 approved by voters in November 2016.



Proposition 51 Distribution

As of 5/31/2020

County	<u>Apportioned</u> Project Count	<u>Apportioned</u> Dollar Amount	<u>Unfunded</u> Project Count	<u>Unfunded</u> Dollar Amount	<u>Workload</u> Project Count	<u>Workload</u> Dollar Amount
Alameda	8	\$44,887,006.00	6	\$32,519,229.00	51	\$164,593,329.60
Alpine	0	\$0.00	0	\$0.00	0	\$0.00
Amador	2	\$5,892,241.00	0	\$0.00	0	\$0.00
Butte	12	\$27,983,834.00	4	\$4,727,185.00	9	\$12,277,412.60
Calaveras	0	\$0.00	0	\$0.00	0	\$0.00
Colusa	0	\$0.00	1	\$1,640,446.00	1	\$1,771,024.80
Contra Costa	27	\$61,402,523.56	6	\$5,220,697.00	23	\$70,202,373.00
Del Norte	3	\$733,128.60	2	\$1,118,073.00	9	\$3,379,067.55
El Dorado	6	\$4,841,288.00	2	\$3,263,653.00	7	\$16,929,539.80
Fresno	66	\$198,874,073.45	2	\$6,382,507.00	50	\$124,373,066.65
Glenn	9	\$9,663,158.00	1	\$1,869,844.00	6	\$11,211,685.80
Humboldt	13	\$29,927,853.04	1	\$2,931,570.00	7	\$5,520,869.45
Imperial	4	\$6,966,138.00	4	\$17,834,239.00	17	\$39,018,262.65
Inyo	0	\$0.00	0	\$0.00	0	\$0.00
Kern	22	\$93,071,931.51	8	\$25,700,733.00	34	\$168,756,659.45
Kings	9	\$16,989,219.00	4	\$12,958,903.00	13	\$19,010,653.25
Lake	0	\$0.00	2	\$1,372,524.00	8	\$10,750,448.20
Lassen	0	\$0.00	1	\$38,056.00	0	\$0.00
Los Angeles	103	\$270,052,527.73	32	\$162,250,601.09	251	\$616,250,661.70
Madera	2	\$13,169,499.00	0	\$0.00	6	\$54,237,641.70
Marin	11	\$16,937,115.00	1	\$985,069.00	11	\$17,351,063.20
Mariposa	0	\$0.00	0	\$0.00	0	\$0.00
Mendocino	4	\$2,740,152.00	1	\$1,496,185.00	2	\$2,557,723.20
Merced	13	\$52,729,176.00	3	\$3,492,100.00	27	\$51,781,683.19
Modoc	0	\$0.00	0	\$0.00	0	\$0.00
Mono	0	\$0.00	0	\$0.00	0	\$0.00
Monterey	14	\$53,481,385.47	1	\$3,735,300.00	15	\$38,838,400.20
Napa	2	\$8,989,320.00	0	\$0.00	2	\$1,346,472.00
Nevada	0	\$0.00	0	\$0.00	7	\$6,996,559.95
Orange	70	\$401,583,655.56	8	\$55,314,565.19	96	\$297,708,954.00
Placer	6	\$23,409,757.00	3	\$4,302,547.00	20	\$117,201,180.15
Plumas	1	\$526,164.00	0	\$0.00	0	\$0.00
Riverside	34	\$108,890,040.00	22	\$120,845,290.02	37	\$166,644,039.00
Sacramento	12	\$54,111,623.96	14	\$54,073,995.00	61	\$132,374,033.60
San Benito	0	\$0.00	5	\$7,799,228.32	8	\$41,142,448.40
San Bernardino	31	\$109,259,350.66	16	\$36,079,635.00	38	\$112,240,729.00
San Diego	35	\$208,070,409.88	3	\$29,656,179.00	85	\$222,036,807.30
San Francisco	16	\$67,518,869.11	1	\$1,849,363.00	1	\$1,522,603.20
San Joaquin	23	\$79,418,264.00	6	\$19,723,023.58	7	\$27,478,759.80
San Luis Obispo	5	\$5,222,822.32	3	\$12,949,659.00	8	\$15,299,349.00
San Mateo	21	\$56,214,172.00	2	\$6,922,478.00	14	\$35,894,449.40
Santa Barbara	19	\$29,129,452.50	0	\$0.00	19	\$87,385,104.00
Santa Clara	15	\$22,571,327.41	0	\$0.00	25	\$52,191,100.40
Santa Cruz	2	\$511,886.00	6	\$9,889,421.00	6	\$6,326,146.80
Shasta	1	\$451,339.00	0	\$0.00	4	\$4,965,296.20
Sierra	0	\$0.00	0	\$0.00	0	\$0.00
Siskiyou	3	\$3,182,195.00	1	\$571,369.00	4	\$3,181,220.00
Solano	4	\$3,967,897.00	2	\$6,867,588.00	16	\$34,159,228.80

Proposition 51 Distribution

As of 5/31/2020

County	<u>Apportioned</u> Project Count	<u>Apportioned</u> Dollar Amount	<u>Unfunded</u> Project Count	<u>Unfunded</u> Dollar Amount	<u>Workload</u> Project Count	<u>Workload</u> Dollar Amount
Sonoma	10	\$11,230,568.00	2	\$1,760,534.00	8	\$15,251,845.60
Stanislaus	5	\$11,061,094.00	1	\$1,861,876.00	11	\$15,784,358.10
Sutter	0	\$0.00	0	\$0.00	5	\$24,376,064.80
Tehama	4	\$6,813,808.29	0	\$0.00	9	\$19,536,119.75
Trinity	5	\$56,040,582.60	0	\$0.00	2	\$3,843,320.00
Tulare	32	\$72,023,459.40	8	\$20,491,550.71	37	\$176,911,725.70
Tuolumne	0	\$0.00	0	\$0.00	1	\$1,990,027.20
Ventura	16	\$65,158,440.00	2	\$7,976,752.00	19	\$47,833,347.40
Yolo	2	\$1,820,253.00	0	\$0.00	6	\$10,417,233.20
Yuba	15	\$1,861,917.00	0	\$0.00	4	\$4,374,651.20
Total	717	\$2,319,380,917.05	187	\$688,471,967.91	1,107	\$3,115,224,739.94

School Facility Program Bond Authority from Proposition 51

(in millions of dollars, as of May 31, 2020)

New Construction

Legend

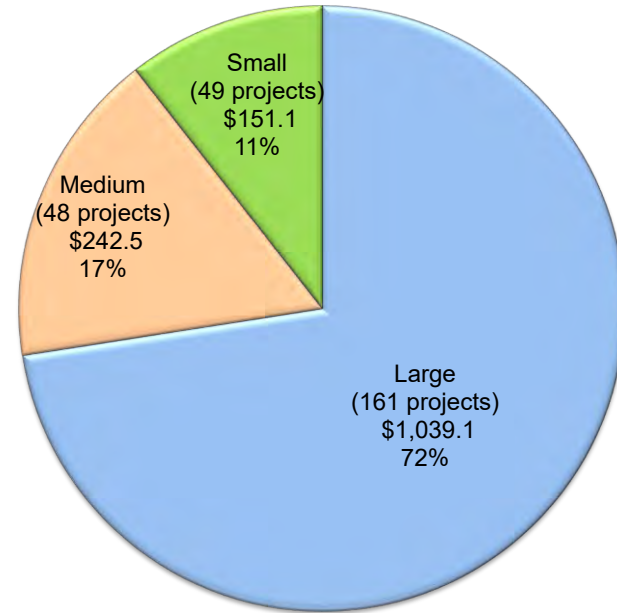
Small School Districts – ADA < 2,500 pupils

Medium School Districts – ADA > 2,500 pupils < 10,000 pupils

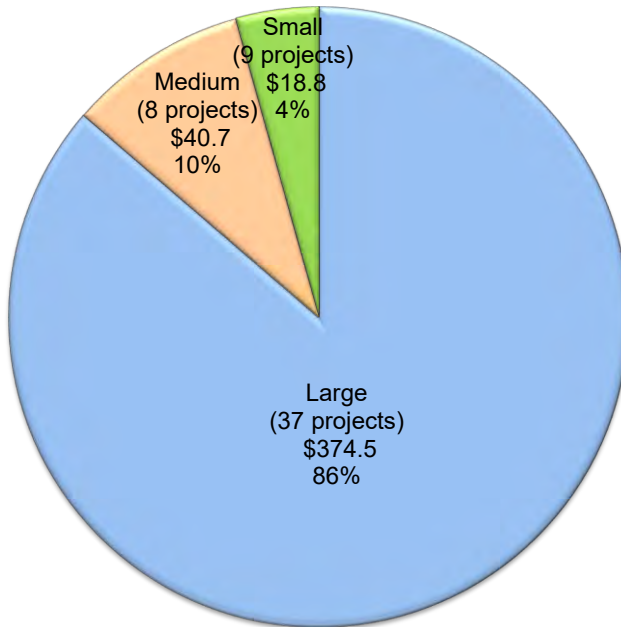
Large School Districts – ADA > 10,000 pupils

District Size (based on 2019/20 Enrollment)
 (# of projects)
 (in millions)

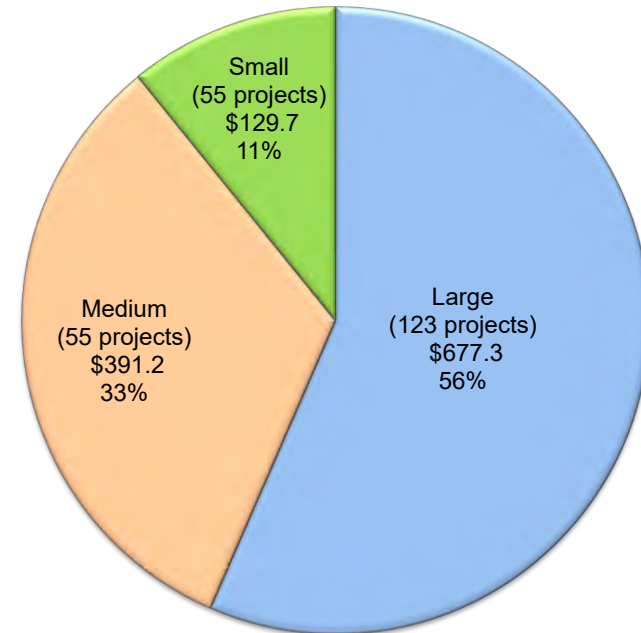
APPORTIONED



UNFUNDED



CURRENT WORKLOAD



School Facility Program Bond Authority from Proposition 51

(in millions of dollars, as of May 31, 2020)

Modernization

Legend

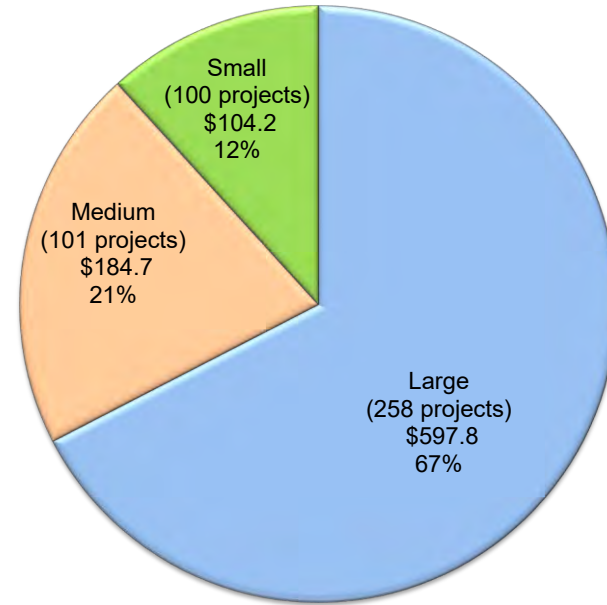
Small School Districts – ADA < 2,500 pupils

Medium School Districts – ADA > 2,500 pupils < 10,000 pupils

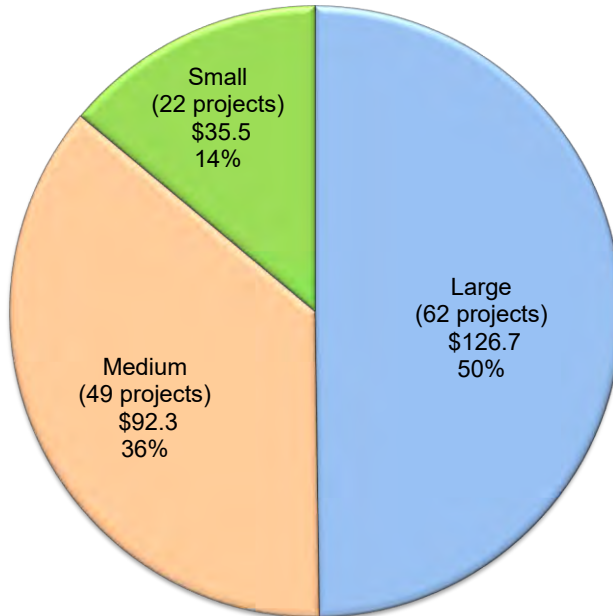
Large School Districts – ADA > 10,000 pupils

District Size (based on 2019/20 Enrollment)
 (# of projects)
 (in millions)

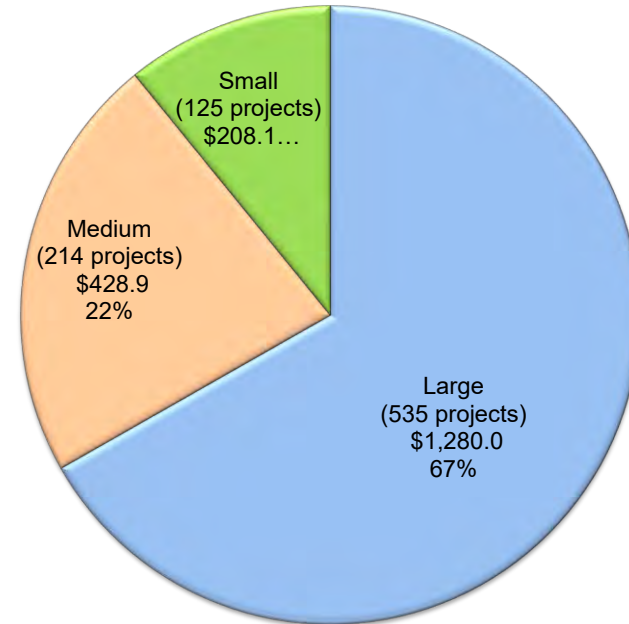
APPORTIONED



UNFUNDED



CURRENT WORKLOAD



Unique School Districts (USD) Receiving Proposition 51 Funds (As of May 31, 2020)

New Construction

2019/20 Enrollment	School Districts Statewide		
	#	%	Enrollment
Small – ADA < 2,500 pupils	592	57%	419,625
Medium – ADA > 2,500 pupils < 10,000 pupils	267	26%	1,371,422
Large – ADA > 10,000 pupils	175	17%	4,395,231
	1,034	100%	6,186,278

Apportioned					
# of USD	Enrollment	\$ Amount	By Size*	Size vs.	Students**
29	27,377	\$ 151,058,269	24.0%	2.8%	0.4%
34	189,443	\$ 242,502,844	28.1%	3.3%	3.1%
58	1,995,440	\$ 1,039,146,539	47.9%	5.6%	32.3%
121	2,212,260	\$ 1,432,707,652	100.0%	11.7%	35.8%

Unfunded					
# of USD	Enrollment	\$ Amount	By Size*	Size vs.	Students**
8	7,624	\$ 18,800,583	20.0%	0.8%	0.1%
7	26,018	\$ 40,678,452	17.5%	0.7%	0.4%
25	1,323,472	\$ 374,520,760	62.5%	2.4%	21.4%
40	1,357,114	\$ 433,999,795	100.0%	3.9%	21.9%

Workload					
# of USD	Enrollment	\$ Amount	By Size*	Size vs.	Students**
37	42,389	\$ 129,703,137	30.1%	3.6%	0.7%
38	207,485	\$ 391,188,875	30.9%	3.7%	3.4%
48	1,578,427	\$ 677,314,418	39.0%	4.6%	25.5%
123	1,828,301	\$ 1,198,206,430	100.0%	11.9%	29.6%

Modernization

2019/20 Enrollment	School Districts Statewide		
	#	%	Enrollment
Small – ADA < 2,500 pupils	592	57%	419,625
Medium – ADA > 2,500 pupils < 10,000 pupils	267	26%	1,371,422
Large – ADA > 10,000 pupils	175	17%	4,395,231
	1,034	100%	6,186,278

Apportioned					
# of USD	Enrollment	\$ Amount	By Size*	Size vs.	Students**
66	58,395	\$ 104,158,296	34.9%	6.4%	0.9%
53	295,384	\$ 184,692,089	28.0%	5.1%	4.8%
70	2,408,157	\$ 597,822,880	37.0%	6.8%	38.9%
189	2,761,936	\$ 886,673,266	100.0%	18.3%	44.6%

Unfunded					
# of USD	Enrollment	\$ Amount	By Size*	Size vs.	Students**
18	17,889	\$ 35,512,558	25.7%	1.7%	0.3%
26	125,680	\$ 92,279,097	37.1%	2.5%	2.0%
26	1,248,715	\$ 126,680,518	37.1%	2.5%	20.2%
70	1,392,284	\$ 254,472,173	100.0%	6.8%	22.5%

Workload					
# of USD	Enrollment	\$ Amount	By Size*	Size vs.	Students**
83	84,206	\$ 208,116,734	33.3%	8.0%	1.4%
82	436,489	\$ 428,852,969	32.9%	7.9%	7.1%
84	2,802,104	\$ 1,280,048,608	33.7%	8.1%	45.3%
249	3,322,799	\$ 1,917,018,310	100.0%	24.1%	53.7%

*Percentage of funding to small, medium or large school districts

** Percentage of funding to small, medium, and large school district vs. all school districts statewide

***Percentage of students statewide

SCHOOL DISTRICT DATA

School District: DEHESA
 Application Number: 50/68049-00-001
 Total District Enrollment: 155

County: SAN DIEGO
 School Name: DEHESA ELEMENTARY
 Project Grade Level: K-6
 Financial Hardship: NO

PURPOSE OF REPORT

To present the District's request to approve a new construction application for funding based on an enrollment period that differs from the enrollment period in which the application was processed.

DESCRIPTION

The District is requesting the Board's approval of a new construction project that consists of six classrooms. The District did not have any eligibility remaining to qualify for any of the School Facility Program (SFP) funding requested at the time the full funding application was being reviewed in April 2019.

The District requested 150 K-6 grade level pupil grants totaling \$1,829,550 on its application. The new construction eligibility update based on 2018/2019 enrollment would have resulted in the following available eligibility amounts:

Dehesa School District
 New Construction Eligibility
 (Based on 2018/2019 enrollment update)

K-6	7-8	9-12	Non-Severe	Severe
-59	-45	0	0	0

As there was no available K-6 eligibility at the time the application was being processed in April 2019, the application was revoked and sent back to the District. The District submitted the *School District Appeal Request* (Form SAB 189) on March 16, 2020. The District is requesting to use its new construction eligibility based on the current 2019/2020 enrollment year projection. The 2019/2020 enrollment results in the following eligibility projection:

Dehesa School District
 New Construction Eligibility
 (Based on 2019/2020 enrollment update)

K-6	7-8	9-12	Non-Severe	Severe
114	-8	0	0	0

If the Board approves the District's Appeal Request, the District will receive approximately \$1,653,281 as the total State grant amount.

AUTHORITY

See Attachment A.

BACKGROUND

The Dehesa School District is a small school district located in El Cajon, in San Diego County and has a 2019/2020 student enrollment of 155. Dehesa Elementary School is the District's only school site.. The school serves grades K-8.

In August 2015, the District submitted a new construction funding application for Dehesa Elementary School, Application Number 50/68049-00-001, for the construction of six (1-6) grade level classrooms.

At that time, new construction bond authority was exhausted, and the application was placed on the Applications Received Beyond Bond Authority (ARBBA) List. In accordance with SFP Regulations, the District submitted the required board resolution acknowledging the following along with its application for funding:

- That the remaining SFP bond authority is currently exhausted for the funds being requested on these applications.
- That the State of California is not expected nor obligated to provide funding for the projects and the acceptance of the applications does not provide a guarantee of future State funding.
- That any future State bond measures for the SFP may not provide funds for the applications being submitted.
- That criteria under a future State school facilities program may be substantially different than the current SFP. The District's Approved Application(s) may be returned.
- That they are electing to commence any pre-construction or construction activities at the District's discretion and that the State is not responsible for any pre-construction or construction activities.

In November 2016 voters approved the Kindergarten Through Community College Public Education Facilities Bond Act of 2016 (Proposition 51) which provided \$3 billion for new construction.

Demonstration of Current Need for New Construction Projects

Upon passage of Proposition 51, the Board endeavored to ensure that new bond funds were provided only for new construction projects with current unhoused pupil needs at the time the applications were processed. At the June 5, 2017 meeting, the Board took action to move all projects from the ARBBA list to OPSC's active workload list while also requiring districts to update new construction eligibility for the enrollment year in which the application is processed by OPSC in order to demonstrate a current need for additional classrooms. At the same meeting, the Board stated that it would consider appeals relating to eligibility on a case-by-case basis.

BACKGROUND (cont.)

In accordance with the Board's action, districts are required to submit an *Enrollment Certification/Projection* (Form SAB 50-01) to update their eligibility within 90 days of receiving notification from OPSC that an application will be processed.

During the beginning of OPSC's review period for this application, the District submitted the Form SAB 50-01 for the 2018/2019 enrollment period. Upon reviewing, OPSC determined that the updated new construction eligibility did not support the pupil grants requested, as it resulted in the following:

Dehesa School District
New Construction Eligibility
(Based on 2018/2019 enrollment update)

K-6	7-8	9-12	Non-Severe	Severe
-59	-45	0	0	0

Since there was no existing K-6 eligibility, the project was revoked and sent back in May 2019. On March 16, 2020, the District submitted a *School District Appeal Request* (Form SAB 189) to request to use the eligibility based on the 2019/2020 enrollment to demonstrate a current need for the facilities. If approved, the 2019/2020 enrollment projection would generate 114 K-6 grade level pupil grants, which is less than originally requested on the District's application; however, satisfactory with the District.

Status of the Project

The project was completed in March 2016 using the District's local funds.

STAFF ANALYSIS/STATEMENTS**District Position**

In its appeal request, the District requests to use eligibility to fund its project based on 2019/2020 enrollment projection as it shows a demonstrated current need for the project and is consistent with the Board's policy and reason for requiring the update of eligibility at the time of processing.

The full text of the District's request is included as Attachment B.

STAFF ANALYSIS/STATEMENTS (cont.)**Staff Position***Application Timing and 2018/2019 Enrollment Projections*

OPSC began processing the District's application in April 2019. The 2018/2019 enrollment update submitted to OPSC during processing did not generate new construction eligibility to support the pupil grants requested for this project. Therefore, the project was revoked, and the application was sent back to the District.

The District was not able to submit an appeal request to OPSC until March 2020 due to a capacity issue as well as having limited resources. Although the appeal could have been submitted as early as August 2019, it would not have changed the outcome that the following enrollment year of 2019/2020 generates new construction eligibility.

Enrollment Projections & Cohort Method

To determine new construction eligibility, a district must demonstrate that existing seating capacity within the district is insufficient to house the anticipated future enrollment generated by the enrollment projection on the Form SAB 50-01 using the Cohort Survival Enrollment Projection (Cohort) method. Through this requirement, districts are afforded an opportunity to demonstrate continued district-wide unhoused pupil need for additional classroom capacity, and the requirement also ensures continued district compliance with the intent and spirit of the statute and supporting regulations.

The Cohort is the mathematical means used to determine a district's enrollment projection. It estimates what a district's enrollment will be in five or 10 years by observing the trend of enrollment (increasing or decreasing) between grade levels, projecting that the same trend will continue for five or 10 years and allows districts to plan future construction activities accordingly. If a district is experiencing a declining enrollment trend, any enrollment projections submitted during the period of decline would likely result in a downward projection of the district's future eligibility. Conversely, if district-wide enrollment is trending upwards, it is likely that a district's eligibility would also increase to account for the projected number of additional pupils.

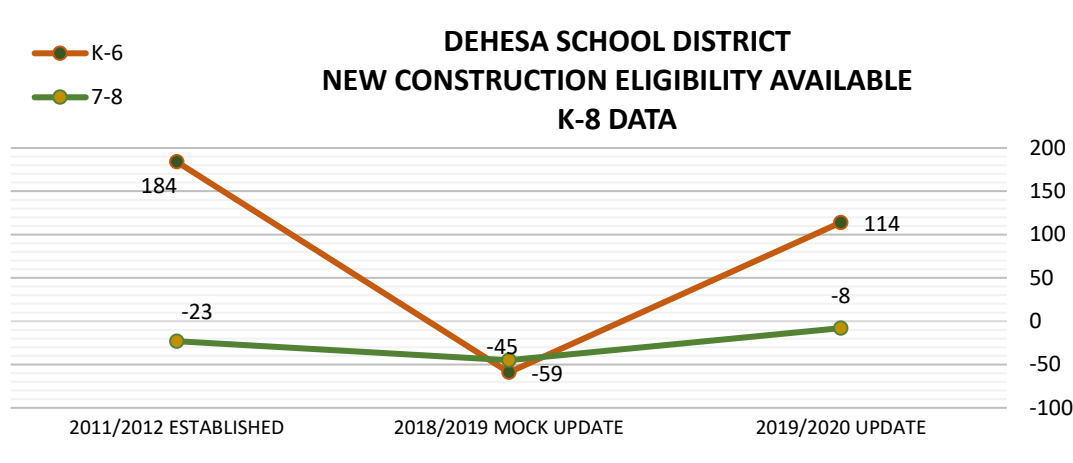
New Construction Eligibility is determined by calculating the average rate of change for each grade level, based on weighting mechanisms. In the standard calculation, the most recent year is weighted the heaviest. Therefore, the prior year's kindergarten enrollment has the largest impact on the enrollment projection and depending how much it has increased or decreased from the prior year could determine if the if the district's enrollment projection results in a positive or negative outcome.

STAFF ANALYSIS/STATEMENTS (cont.)

Analysis of the District's New Construction Eligibility

From 2011/2012 to 2018/2019, the District's K-6 grade level projected enrollment was on a decline which resulted in a decrease in projected need from 184 to -59 K-6 pupils. However, the 2019/2020 enrollment projections increased the projected need to 114 K-6 pupil grants.

The following graph below demonstrate the District's resulting new construction eligibility from data available:



Use of 2019/2020 Enrollment

The District is a small school district and therefore, the District's would have had enough eligibility in 2015 to support the pupil grants requested on the full funding application due to the "three-year lock" from 2013 eligibility afforded Small School Districts. However, applications were not being processed during that time period. Small school district eligibility can be heavily impacted by enrollment changes. As a result, the 2018/2019 enrollment update shows no available pupil grants in the K-6 pupil grants level whereas the 2019/2020 enrollment numbers demonstrate that the District will has 114 K-6 pupil grants available to use, which is 76 percent of the pupil grants requested.

Dehesa Elementary Funding Comparison

Enrollment Year	K-6 Pupil Grants	SFP Grant Index	Total Estimated State Share
2018/2019	0	2019	\$0
2019/2020	114	2019	\$1,653,281

STAFF ANALYSIS/STATEMENTS (cont.)

If the Board approves the District's Appeal Request, the District will receive approximately \$1,645,821 in funding based on the 2019/2020 enrollment year eligibility.

Prior New Construction Eligibility Appeals

The Board has heard five prior requests to fund applications based on eligibility generated from a different year than which an application was being processed. Of these requests, four of them were approved using the following enrollment year that became available during the processing of the appeal and/or demonstrating the most current eligibility available. One of the appeals was not approved because the District was unable to demonstrate a current need and was requesting eligibility based on a prior year. See Attachment C.

Conclusion

Staff supports the option below as it provides funding based on the most current enrollment projection available (2019/2020). The current enrollment projection generates the eligibility for facilities using methodologies supported by SFP Regulations and past Board action. Staff believes that this option conforms with the Board's intention of funding projects based on current facility needs at the time of application processing.

BOARD OPTION

Pursuant to the Rules and Procedures of the State Allocation Board, "Staff is providing the following option for the Board's consideration. A positive vote by six members is required for the Board to take action that is an alternative to Staff's administrative action. Absent a positive vote by six members of the Board, Staff's administrative action will stand, and the school district's appeal will be considered closed."

Board Option – Approve the District's use of pupil grant eligibility based on the current 2019/2020 enrollment period for the New Construction funding application at Dehesa Elementary. A funding item for the new construction project will be presented at a future Board meeting.

BOARD ACTION

In considering this Item, the Board approved the District's use of pupil grant eligibility based on the current 2019/2020 enrollment period for the New Construction funding application at Dehesa Elementary School. A funding item for the new construction project will be presented at a future Board meeting.

ATTACHMENT A

AUTHORITY

Education Code (EC) Section 17071.75 states in part:

After a one-time initial report of existing school building capacity has been completed, the ongoing eligibility of a school district for new construction funding shall be determined by making all of the following calculations:

- (a) A school district that applies to receive funding for new construction shall use the following methods to determine projected enrollment:

...

- (g) For a school district with an enrollment of 2,500 or less, an adjustment in enrollment projections shall not result in a loss of ongoing eligibility to that school district for a period of three years from the date of the approval of eligibility by the board.

SFP Regulation Section 1859.2 Definitions states in part:

...

“Small School District” means a school district with current districtwide enrollment reported in Part A, the continuation high pupils reported in Part C, and the Special Day Class pupils reported in Part D on the latest Form SAB 50-01, used to determine or adjust the district’s baseline eligibility pursuant to Sections 1859.50 and 1859.51 or submitted separately to the OPSC, that is 2,500 or less.

SFP Regulation Section 1859.51(j) Adjustments to the New Construction Baseline Eligibility states:

...

(j) For Small School Districts:

- (1) Decreased by any reduction in projected enrollment that follows a three-year period after the district’s eligibility was approved by the Board, and either (A) or (B), as applicable:

- (A) Increased/decreased by changes in projected enrollment in the 2016/2017 enrollment year using a fifth-year projection or a tenth-year projection if the Form SAB 50-01 was received at OPSC by October 31, 2017.

- (B) Increased/decreased by changes in projected enrollment in subsequent enrollment reporting years following 2016/2017 using a fifth-year projection or a tenth-year projection.

- (2) If the Small School District does not submit an adjustment under (A) or (B) prior to OPSC notification of its schedule to begin processing the School District’s request for new construction funding that was received by OPSC on or after November 1, 2012, then the requirements of (e) shall apply.

School Facility Program Regulation Section 1859.51. Adjustments to the New Construction Baseline Eligibility.

The baseline eligibility for new construction determined on the Form SAB 50-03 will be adjusted as follows:

...

ATTACHMENT A

AUTHORITY

(i) Reduced by the number of pupils housed, based on loading standards pursuant to Education Code Section 17071.25(a)(2)(A), in any Classroom Provided after the baseline eligibility was determined by the Board with the exception of those pupils housed or to be housed in a classroom:

(1) That is a trailer and transportable/towed on its own wheels and axles.

(2) Of less than 700 interior square feet.

(3) That is a portable classroom, leased pursuant to Chapter 14 (commencing with Section 17085) of the Education Code.

(4) That is a portable classroom leased for a period of less than five years, whether in a single lease or cumulative total of several leases.

(5) That is a portable classroom that needs to be leased beyond five years to provide interim housing in a modernization or new construction project provided the cumulative lease term does not exceed a specified time period as determined by the SAB not to exceed three years on each qualifying project. For this purpose, a project means all work contained in a single set of construction plans.

(6) Where the contract for the lease, lease-purchase, purchase, or construction of the classroom was made prior to January 1, 2000.

(7) That is included in a SFP project where the district has funded a portion of the project beyond its required district contribution and the pupil capacity of the classroom does not exceed 150 percent of the number of pupils receiving a new construction grant (rounded up) for the SFP project.

STATE OF CALIFORNIA
SCHOOL DISTRICT APPEAL REQUEST

STATE ALLOCATION BOARD
OFFICE OF PUBLIC SCHOOL CONSTRUCTION

SAB 189 (REV 10/09)

Page 2 of 2

AF
3-17-20

2020 MAR 16 PM 4:23

SCHOOL DISTRICT Dehesa School District	APPLICATION NUMBER 50/68049-00-001
SCHOOL NAME Dehesa Elementary School	COUNTY San Diego
DISTRICT REPRESENTATIVE Bradley Johnson	E-MAIL ADDRESS bradley.johnson@dehesasd.net

Purpose of Request:

To request funding for a new construction project submitted in 2015, which has been constructed and occupied, and has been impacted by a loss of eligibility pursuant to SFP Regulation Section 1859.51(e).

Basis of Request:

- Law (Statute) _____
- Regulation 1859.51(e) _____
- Other (specify) _____

Description:

The District requests the approval of this project using the eligibility calculated utilizing 2019-20 CALPADS enrollment data, which demonstrates available eligibility and need for the project.

The Dehesa School District is a small, one school K-8 district located in rural San Diego County.

The District submitted its baseline eligibility documentation in October 2012. At the time, the District housed 230 students, and had experienced several years of increasing enrollment. This submittal resulted in available eligibility equating to 184 pupil grants. The State Allocation Board approved the eligibility in 2013.

The District submitted a new construction funding application on August 28, 2015, to fund new and replacement classrooms at its elementary school campus to provide facilities for anticipated enrollment utilizing the baseline eligibility. The project was constructed shortly thereafter.

Following the construction of the project, the District experienced some enrollment decline. As a small school district, even typical enrollment fluctuations create significant impacts upon school facility program projections. The funding application was processed in Spring of 2019, at the end of the 2018-19 school year. At that time, the enrollment had reached its lowest point, and the impact of these changes resulted in a loss of over 200 pupil grants, and no available eligibility to fund the project. Enrollment has now increased in 2019-20. This increase has resulted in new construction eligibility for the project.

Without full funding of this project, the District will not have the matching funds required to complete remaining critically needed projects identified in the Dehesa Facility Master Plan. Projects include replacement of temporary portables with new kindergarten and standard classrooms; Relocation of kindergarten play area and drop off for safety away from the road traffic, noise, and air pollution; Expansion of the multi-purpose room and kitchen facilities to meet minimum state standards; Replacement/relocation of the Library/Learning Resource Center to meet minimum state standards; Safety, code and site security measures; Site accessibility upgrades; Campus fire access lane; and Relocation of site circulation, added parking, and facilities on site for health and safety.

The District requests that the State Allocation Board approve the application for funding based upon eligibility generated from the 2019-20 enrollment period, which differs from the 2018-19 enrollment period in which the application was processed.

SIGNATURE OF AUTHORIZED DISTRICT REPRESENTATIVE



DATE

2/25/20

SCHOOL DISTRICT Dehesa School District	FIVE DIGIT DISTRICT CODE NUMBER (see California Public School Directory) 68049
COUNTY San Diego	HIGH SCHOOL ATTENDANCE AREA (HSAA) OR SUPER HSAA (if applicable)

Check one: **Fifth-Year Enrollment Projection** **Tenth-Year Enrollment Projection**
HSAA Districts Only - Check one: **Attendance** **Residency**
 Residency - COS Districts Only - (Fifth Year Projection Only)

<input type="checkbox"/> Modified Weighting (Fifth-Year Projection Only)	3rd Prev. to 2nd Prev.	2nd Prev. to Prev.	Previous to Current
	1	1	750

Part G. Number of New Dwelling Units
 (Fifth-Year Projection Only)

Part H. District Student Yield Factor
 (Fifth-Year Projection Only)

Part I. Projected Enrollment

1. Fifth-Year Projection

Enrollment/Residency - (except Special Day Class pupils)

K-6	7-8	9-12	TOTAL
289	46	0	335

Special Day Class pupils only - Enrollment/Residency

	Elementary	Secondary	TOTAL
Non-Severe	0	0	0
Severe	0	0	0
TOTAL	0	0	

2. Tenth-Year Projection

Enrollment/Residency - (except Special Day Class pupils)

K-6	7-8	9-12	TOTAL

Special Day Class pupils only - Enrollment/Residency

	Elementary	Secondary	TOTAL
Non-Severe			
Severe			
TOTAL			

Part A. K-12 Pupil Data

Grade	7th Prev.	6th Prev.	5th Prev.	4th Prev.	3rd Prev.	2nd Prev.	Previous	Current
	2012 / 2013	2013 / 2014	2014 / 2015	2015 / 2016	2016 / 2017	2017 / 2018	2018 / 2019	2019 / 2020
K	35	21	17	19	17	17	19	25
1	28	33	17	18	19	16	16	14
2	25	30	28	18	14	14	12	19
3	27	24	23	26	16	15	14	21
4	23	22	20	24	20	16	17	17
5	23	23	20	23	22	23	16	19
6	24	17	26	18	19	14	17	12
7	13	26	16	24	11	17	14	15
8	17	13	16	18	18	13	12	13
9	0	0	0	0	0	0	0	0
10	0	0	0	0	0	0	0	0
11	0	0	0	0	0	0	0	0
12	0	0	0	0	0	0	0	0
TOTAL	215	209	183	188	156	145	137	155

Part B. Pupils Attending Schools Chartered By Another District

7th Prev.	6th Prev.	5th Prev.	4th Prev.	3rd Prev.	2nd Prev.	Previous	Current
0	0	0	0	0	0	0	0

Part C. Continuation High School Pupils - (Districts Only)

Grade	7th Prev.	6th Prev.	5th Prev.	4th Prev.	3rd Prev.	2nd Prev.	Previous	Current
9	0	0	0	0	0	0	0	0
10	0	0	0	0	0	0	0	0
11	0	0	0	0	0	0	0	0
12	0	0	0	0	0	0	0	0
TOTAL	0	0	0	0	0	0	0	0

Part D. Special Day Class Pupils - (Districts or County Superintendent of Schools)

	Elementary	Secondary	TOTAL
Non-Severe	0	0	0
Severe	0	0	0
TOTAL	0	0	

Part E. Special Day Class Pupils - (County Superintendent of Schools Only)

7th Prev.	6th Prev.	5th Prev.	4th Prev.	3rd Prev.	2nd Prev.	Previous	Current
2012 / 2013	2013 / 2014	2014 / 2015	2015 / 2016	2016 / 2017	2017 / 2018	2018 / 2019	2019 / 2020

Part F. Birth Data - (Fifth-Year Projection Only)

County Birth Data Birth Data by District ZIP Codes Estimate Estimate Estimate

8th Prev.	7th Prev.	6th Prev.	5th Prev.	4th Prev.	3rd Prev.	2nd Prev.	Previous	Current

I certify, as the District Representative, that the information reported on this form and, when applicable, the High School Attendance Area Residency Reporting Worksheet attached, is true and correct and that:

- I am designated as an authorized district representative by the governing board of the district.
- If the district is requesting an augmentation in the enrollment projection pursuant to Regulation Section 1859.42.1 (a), the local planning commission or approval authority has approved the tentative subdivision map used for augmentation of the enrollment and the district has identified dwelling units in that map to be contracted. All subdivision maps used for augmentation of enrollment are available at the district for review by the Office of Public School Construction (OPSC).
- This form is an exact duplicate (verbatim) of the form provided by the Office of Public School Construction. In the event a conflict should exist, then the language in the OPSC form will prevail.

NAME OF DISTRICT REPRESENTATIVE (PRINT OR TYPE)
Bradley Johnson

SIGNATURE OF DISTRICT REPRESENTATIVE

DATE: **2/25/20** TELEPHONE NUMBER: **(619) 444-2161**

E-MAIL ADDRESS:
bradley.johnson@dehesasd.net



Tuesday, March 17, 2020

SAB 50-01 Enrollment Certification/Projection Calculator

This application currently only offers limited browser support. If you experience any issues, we recommend using [Internet Explorer](#).

SAB 50-01 Instructions

In order to insure that your entries are saved, please use the "Previous Page" and "Calculate Projections" navigation buttons rather than back or forward buttons on your browser

Alternate Weighting

3rd Previous Year to 2nd Previous Year Weighting:
 2nd Previous Year to Previous Year Weighting:
 Previous Year to Current Year Weighting:

Part A. K-12 Pupil Data

Grade	7th Prev. 2012/2013	6th Prev. 2013/2014	5th Prev. 2014/2015	4th Prev. 2015/2016	3rd Prev. 2016/2017	2nd Prev. 2017/2018	Previous 2018/2019	Current 2019/2020
K	35	21	17	19	17	17	19	25
1	28	33	17	18	19	16	16	14
2	25	30	28	18	14	14	12	19
3	27	24	23	26	16	15	14	21
4	23	22	20	24	20	16	17	17
5	23	23	20	23	22	23	16	19
6	24	17	26	18	19	14	17	12
7	13	26	16	24	11	17	14	15
8	17	13	16	18	18	13	12	13

Part B. Pupils Attending Schools Chartered By Another District

7th Prev. 2012/2013	6th Prev. 2013/2014	5th Prev. 2014/2015	4th Prev. 2015/2016	3rd Prev. 2016/2017	2nd Prev. 2017/2018	Previous 2018/2019	Current 2019/2020
0	0	0	0	0	0	0	0

Part D. Special Day Class Pupils

	Elementary	Secondary
Non-Severe	0	0
Severe	0	0

Part F. Birth Data

No Birth Data Calculation
 County Birth Data
 Birth Data by District ZIP Codes
 Estimate 2nd Previous Year
 Estimate Previous Year
 Estimate Current Year

8th Prev. 2011	7th Prev. 2012	6th Prev. 2013	5th Prev. 2014	4th Prev. 2015	3rd Prev. 2016	2nd Prev. 2017	Previous 2018	Current 2019
0	0	0	0	0	0	0	0	0

Part G. Number of New Dwelling Units

Number of New Dwelling Units:

Part H. District Student Yield Factor

District Student Yield Factor: Use Default Yield Factor

K-12 Pupil Data

Grade	17th Prev. 2002/2003	16th Prev. 2003/2004	15th Prev. 2004/2005	14th Prev. 2005/2006	13th Prev. 2006/2007	12th Prev. 2007/2008	11th Prev. 2008/2009	10th Prev. 2009/2010	9th Prev. 2010/2011	8th Prev. 2011/2012
K	32	26	28	28	35	22	17	16	35	34
1	30	26	27	27	34	31	24	20	24	33
2	26	29	22	30	24	30	29	24	25	32
3	25	26	28	21	29	20	31	30	24	25
4	26	26	29	29	15	27	22	31	28	25
5	29	26	29	28	23	15	25	25	29	25
6	28	36	29	28	24	22	11	22	25	22
7	0	0	0	0	0	0	0	0	18	19
8	0	0	0	0	0	0	0	0	0	15

ATTACHMENT C

Districts Seeking to Update New Construction Eligibility Using Alternate Enrollment Year

District	District Eligibility Request	Enrollment Year of Request	Summary	SAB Meeting Date	Board Action
Island Union Elementary	Use eligibility at the time of application receipt.	2010/2011*	<ul style="list-style-type: none"> • Three-year lock valid at time of application submittal. • Received prior design but not enough eligibility for full unfunded approvals. During the appeal review, the next enrollment year became available (2018/2019).	December 11, 2018	Approved using 2018/2019 enrollment year.
Ross Valley	Use eligibility at the time of application receipt.	2008/2009*	<ul style="list-style-type: none"> • Three-year lock valid at time of application submittal. During the appeal review, the next enrollment year became available (2018/2019).	December 11, 2018	Approved using 2018/2019 enrollment year.
Pleasant View	Use eligibility at the time of an application receipt and allow funding for classrooms occupied prior to submittal of the application for funding.	2013/2014*	<ul style="list-style-type: none"> • Three-year lock was valid at time of application submittal. • Project completed and facilities constructed were occupied prior to requesting for State funding. The next enrollment year (2018/2019) would not generate sufficient eligibility.	February 27, 2019	Not approved.
McFarland Unified	Approve a new construction application for funding based on an enrollment period that differs from the enrollment period in which the application was processed.	2019/2020	During the appeal review, the next enrollment year became available (2019/2020).	December 9, 2019	Approved using 2019/2020 enrollment year.

ATTACHMENT C

District	District Eligibility Request	Enrollment Year of Request	Summary	SAB Meeting Date	Board Action
Porterville USD	Approve a new construction application for funding based on an enrollment period that differs from the enrollment period in which the application was processed	2019/2020	<ul style="list-style-type: none"> • Three-year lock was valid at time of application submittal. • District had no available eligibility for the pupil grants requested using the 2018/2020 enrollment year. • Application was revoked in 2019. District submitted appeal when 2019/2020 enrollment became available.	May 27, 2020	Approved using 2019/2020 enrollment year.

*Small School District – District’s eligibility is locked for three years.

TENTATIVE WORKLOAD

August 2020

ACTION ITEMS

REPORTS, DISCUSSION and INFORMATION ITEMS

Standard Information Items

FINANCIAL REPORTS

Status of Fund Releases

Status of Funds

TENTATIVE WORKLOAD

September 2020

ACTION ITEMS

REPORTS, DISCUSSION and INFORMATION ITEMS

Standard Information Items

FINANCIAL REPORTS

Status of Fund Releases

Status of Funds

TENTATIVE WORKLOAD

October 2020

ACTION ITEMS

REPORTS, DISCUSSION and INFORMATION ITEMS

Standard Information Items

FINANCIAL REPORTS

Status of Fund Releases

Status of Funds

APPEALS

Received as of May 31, 2020

<u>Appeal Received Date</u>	<u>District/County</u>	<u>Tentative SAB Date*</u>	<u>Description</u>
10/17/17	San Bernardino City USD/San Bernardino	TBD	District requests OPSC to accept \$870,618 in expenditures for three SFP modernization projects.
7/29/19	Mountain Valley USD/Trinity	TBD	District request to use excess funds from a Facility Hardship project with Financial Hardship assistance towards another Facility Hardship project with Financial Hardship assistance.
2/25/2020-3/2/2020	Los Angeles Unified School District/Los Angeles	8/2020	District requests to receive 50-year-old building funding based on date of application processing as opposed to application received date.
2/28/20	Pioneer UESD/Kings	8/2020	District requests funding for a new construction project based on an enrollment period that is different from the enrollment period in which the application was processed.
3/5/20	Los Molinos USD/Tehama	8/2020	District requests to retain Financial Hardship funds for four projects that are complete.
5/22/2020	Greenfield UESD/Monterey	9/2020	District requests a change of scope and time extension for a Full-Day Kindergarten Facilities Grant Program project.

*Please note: Tentative SAB Date is not a guaranteed meeting date and may be subject to change.

STATE ALLOCATION BOARD MEETING DATES

The State Allocation Board (SAB) meeting dates for the 2020 calendar year are as follows:

Board Date	Type of Meeting
August 26, 2020*	Monthly (Consent/Appeals/Action)
September 23, 2020*	Monthly (Consent/Appeals/Action)
October 28, 2020*	Monthly (Consent/Appeals/Action)
December 2020*	Monthly (Consent/Appeals/Action)

*The projected dates and time will be determined upon the discussion with the Vice-Chair and Chair based on workload.

The SAB meets in different rooms within the State Capitol at 4:00 p.m. when the State Legislature is in session and at 2:00 p.m. when the State Legislature is out on recess. Due to scheduling changes within the Legislature, some of the SAB meetings may be canceled or changed with short notice.

INFORMATION ITEM

SCHOOL FACILITY PROGRAM NEW CONSTRUCTION AND MODERNIZATION UNFUNDED LIST (as of May 27, 2020)

The New Construction and Modernization projects on this list have received an “unfunded” approval by the State Allocation Board (SAB). Note that an “unfunded” approval does not guarantee a future apportionment by the SAB.

Published monthly in the SAB Agenda.

This report is also located on the [OPSC Website](#)

Unfunded Approvals
as of May 27, 2020 SAB

County	School District	Application Number	Program	Approval	Received Date	SAB Unfunded Approval	Financial Hardship Apportionment	Loan	State Share	Total Apportionment	Cumulative Amount	Submitted Certification Letter May 2020	Grant Agreement Received as of 05/29/2020
TULARE	PIXLEY UNION ELEMENTARY	58/72041-00-001	Rehabilitation	G	11/16/2018	12/24/2019	203,460.00	0.00	305,190.00	508,650.00	508,650.00	Yes	Yes
BUTTE	CHICO UNIFIED	58/61424-00-001	Rehabilitation	G	7/8/2019	2/26/2020	0.00	0.00	288,194.00	288,194.00	796,844.00	Yes	Yes
SACRAMENTO	GALT JOINT UNION ELEMENTARY	58/67348-00-002	Rehabilitation	G	9/30/2019	4/22/2020	0.00	0.00	2,103,477.00	2,103,477.00	2,900,321.00	Yes	Yes
SISKIYOU	YREKA UNION HIGH	58/70516-00-001	Rehabilitation	G	10/3/2019	4/22/2020	0.00	0.00	571,369.00	571,369.00	3,471,690.00	No	Yes
LOS ANGELES	LANCASTER ELEMENTARY	58/64667-00-002	Rehabilitation-Seismic	G	10/25/2019	4/22/2020	0.00	0.00	1,937,132.00	1,937,132.00	5,408,822.00	No	Yes
DEL NORTE	DEL NORTE COUNTY UNIFIED	58/61820-00-004	Rehabilitation	G	1/15/2020	4/22/2020	0.00	0.00	211,139.00	211,139.00	5,619,961.00	No	Yes
DEL NORTE	DEL NORTE COUNTY UNIFIED	58/61820-00-008	Rehabilitation	G	1/15/2020	5/27/2020	0.00	0.00	906,934.00	906,934.00	6,526,895.00	No	No
LASSEN	RICHMOND ELEMENTARY	58/61470-00-001	Rehabilitation	G	1/15/2020	5/27/2020	0.00	0.00	38,056.00	38,056.00	6,564,951.00	No	No
ALAMEDA	OAKLAND UNIFIED	54/61259-09-010	Charter	D	6/5/2017	1/24/2018	0.00	200,206.10	200,206.10	400,412.20	6,965,363.20	No	No
ALAMEDA	OAKLAND UNIFIED	54/61259-09-011	Charter	D	6/5/2017	1/24/2018	0.00	2,150,284.80	2,150,284.80	4,300,569.60	11,265,932.80	No	No
ALAMEDA	OAKLAND UNIFIED	54/61259-00-010	Charter	D	6/5/2017	2/28/2018	0.00	1,136,442.50	1,136,442.50	2,272,885.00	13,538,817.80	No	No
SANTA CLARA	ALUM ROCK UNION ELEMENTARY	54/69369-00-003	Charter	D	5/30/2014	6/19/2018	0.00	25,675.55	25,675.55	51,351.10	13,590,168.90	No	No
ALAMEDA	SAN LORENZO UNIFIED	54/61309-00-003	Charter	D	6/5/2017	12/11/2018	0.00	845,455.40	845,455.40	1,690,910.80	15,281,079.70	No	No
ALAMEDA	OAKLAND UNIFIED	54/61259-12-005	Charter	D	5/26/2017	1/22/2019	0.00	185,933.00	185,933.00	371,866.00	15,652,945.70	No	Yes
ALAMEDA	OAKLAND UNIFIED	54/61259-12-006	Charter	D	5/26/2017	1/22/2019	0.00	189,067.00	189,067.00	378,134.00	16,031,079.70	No	Yes
SAN BERNARDINO	SAN BERNARDINO CITY UNIFIED	54/67876-00-004	Charter	D	6/5/2017	1/22/2019	0.00	229,399.00	229,399.00	458,798.00	16,489,877.70	No	No
TULARE	DINUBA UNIFIED	55/75531-00-002	Career Tech New Construction	G	2/21/2018	1/22/2019	0.00	2,533,756.00	2,280,380.40	4,814,136.40	21,304,014.10	No	Yes
TULARE	DINUBA UNIFIED	55/75531-00-003	Career Tech New Construction	G	2/21/2018	1/22/2019	0.00	1,627,923.00	1,465,130.70	3,093,053.70	24,397,067.80	No	Yes
SACRAMENTO	SACRAMENTO CITY UNIFIED	54/67439-00-008	Charter	S	6/5/2017	5/2/2019	0.00	212,228.00	212,228.00	424,456.00	24,821,523.80	No	Yes
ALAMEDA	OAKLAND UNIFIED	54/61259-00-006	Charter	D	6/5/2017	7/23/2019	0.00	1,093,590.50	1,093,590.50	2,187,181.00	27,008,704.80	No	No
ALAMEDA	OAKLAND UNIFIED	54/61259-09-006	Charter	D	6/5/2017	7/23/2019	0.00	237,707.30	237,707.30	475,414.60	27,484,119.40	No	Yes
ALAMEDA	OAKLAND UNIFIED	54/61259-09-007	Charter	D	6/5/2017	7/23/2019	0.00	512,292.70	512,292.70	1,024,585.40	28,508,704.80	No	Yes
ALAMEDA	OAKLAND UNIFIED	54/61259-13-005	Charter	D	6/5/2017	7/23/2019	0.00	69,635.80	69,635.80	139,271.60	28,647,976.40	No	No
ALAMEDA	OAKLAND UNIFIED	54/61259-13-006	Charter	D	6/5/2017	7/23/2019	0.00	337,475.40	337,475.40	674,950.80	29,322,927.20	No	No
SANTA CLARA	EAST SIDE UNION HIGH	54/69427-00-005	Charter	D	6/5/2017	7/23/2019	0.00	1,552,568.80	1,552,568.80	3,105,137.60	32,428,064.80	No	Yes
SANTA CLARA	EAST SIDE UNION HIGH	54/69427-00-006	Charter	D	6/5/2017	7/23/2019	0.00	27,429.70	27,429.70	54,859.40	32,482,924.20	No	Yes
SOLANO	SOLANO COUNTY OFFICE OF EDUCATION	50/10488-00-032	New Construction	G	2/14/2013	8/28/2019	2,823,939.00	0.00	2,823,939.00	5,647,878.00	38,130,802.20	Yes	No
SOLANO	SOLANO COUNTY OFFICE OF EDUCATION	57/10488-00-027	Modernization	G	2/14/2013	8/28/2019	487,884.00	0.00	731,826.00	1,219,710.00	39,350,512.20	Yes	No
KINGS	ISLAND UNION ELEMENTARY	50/63933-00-001	New Construction	G	4/24/2014	8/28/2019	4,390,017.50	0.00	4,390,017.50	8,780,035.00	48,130,547.20	Yes	Yes
GLENN	CAPAY JOINT UNION ELEMENTARY	57/62554-00-002	Modernization	G	3/27/2015	12/24/2019	727,145.00	0.00	1,142,699.00	1,869,844.00	50,000,391.20	Yes	No
LOS ANGELES	LOS ANGELES UNIFIED	50/64733-00-139	New Construction	L	10/31/2007	1/22/2020	0.00	0.00	858,754.75	858,754.75	50,859,145.95	N/A	N/A
LOS ANGELES	LOS ANGELES UNIFIED	56/64733-00-018	Overcrowding Relief Grant	L	7/30/2013	1/22/2020	0.00	0.00	83,148.58	83,148.58	50,942,294.53	N/A	N/A
LOS ANGELES	LOS ANGELES UNIFIED	53/64733-00-705	Critically Overcrowded Schools	L	10/31/2007	2/26/2020	0.00	0.00	10,180,663.00	10,180,663.00	61,122,957.53	No	No
LOS ANGELES	LONG BEACH UNIFIED	50/64725-05-002	New Construction	G	12/12/2016	2/26/2020	0.00	0.00	20,997,373.09	20,997,373.09	82,120,330.62	Yes	No
RIVERSIDE	MORENO VALLEY UNIFIED	57/67124-00-009	Modernization	G	12/23/2016	2/26/2020	0.00	0.00	1,737,057.00	1,737,057.00	83,857,387.62	No	No
RIVERSIDE	MORENO VALLEY UNIFIED	57/67124-00-010	Modernization	G	12/23/2016	2/26/2020	0.00	0.00	1,867,307.00	1,867,307.00	85,724,694.62	No	Yes
RIVERSIDE	ALVORD UNIFIED	57/66977-00-016	Modernization	G	12/28/2016	2/26/2020	0.00	0.00	940,836.00	940,836.00	86,665,530.62	Yes	Yes
RIVERSIDE	ALVORD UNIFIED	57/66977-00-017	Modernization	G	12/28/2016	2/26/2020	0.00	0.00	2,614,229.00	2,614,229.00	89,279,759.62	Yes	Yes
RIVERSIDE	ALVORD UNIFIED	57/66977-00-018	Modernization	G	12/28/2016	2/26/2020	0.00	0.00	1,486,760.00	1,486,760.00	90,766,519.62	Yes	Yes
LOS ANGELES	WILLIAM S. HART UNION HIGH	50/65136-00-012	New Construction	G	12/29/2016	2/26/2020	0.00	0.00	70,335,753.00	70,335,753.00	161,102,272.62	No	Yes
RIVERSIDE	JURUPA UNIFIED	57/67090-00-009	Modernization	G	12/29/2016	2/26/2020	0.00	0.00	796,628.00	796,628.00	161,898,900.62	Yes	Yes
MONTEREY	GREENFIELD UNION ELEMENTARY	50/66035-00-002	New Construction	D	1/6/2017	2/26/2020	1,867,650.00	0.00	1,867,650.00	3,735,300.00	165,634,200.62	Yes	Yes
SACRAMENTO	FOLSOM-CORDOVA UNIFIED	50/67330-21-009	New Construction	G	1/6/2017	2/26/2020	0.00	0.00	6,364,408.00	6,364,408.00	171,998,608.62	Yes	Yes
SACRAMENTO	FOLSOM-CORDOVA UNIFIED	57/67330-00-009	Modernization	G	1/6/2017	2/26/2020	0.00	0.00	2,128,198.00	2,128,198.00	174,126,806.62	Yes	Yes
TULARE	WOODVILLE ELEMENTARY	57/72298-00-002	Modernization	D	1/6/2017	2/26/2020	128,727.00	0.00	194,855.00	323,582.00	174,450,388.62	Yes	Yes
LOS ANGELES	LANCASTER ELEMENTARY	57/64667-00-008	Modernization	G	1/11/2017	2/26/2020	0.00	0.00	1,410,424.00	1,410,424.00	175,860,812.62	Yes	No
SAN BENITO	HOLLISTER ELEMENTARY	57/67470-00-001	Modernization	G	1/11/2017	2/26/2020	0.00	0.00	1,098,116.00	1,098,116.00	176,958,928.62	No	No
LOS ANGELES	TORRANCE UNIFIED	57/65060-00-036	Modernization	G	1/12/2017	2/26/2020	0.00	0.00	2,560,255.00	2,560,255.00	179,519,183.62	No	Yes
SACRAMENTO	NATOMAS UNIFIED	50/75283-00-017	New Construction	G	1/13/2017	2/26/2020	0.00	0.00	19,737,385.00	19,737,385.00	199,256,568.62	Yes	No
SACRAMENTO	NATOMAS UNIFIED	50/75283-00-017	New Construction	G	1/13/2017	3/25/2020	0.00	0.00	22,949.00	22,949.00	199,279,517.62	No	No
KINGS	CORCORAN JOINT UNIFIED	57/63891-00-011	Modernization	G	1/13/2017	2/26/2020	0.00	0.00	1,866,765.00	1,866,765.00	201,146,282.62	Yes	Yes
MERCED	MERCED CITY ELEMENTARY	57/65771-00-013	Modernization	G	1/17/2017	2/26/2020	0.00	0.00	711,749.00	711,749.00	201,858,031.62	No	No
MERCED	MERCED CITY ELEMENTARY	57/65771-00-014	Modernization	G	1/17/2017	2/26/2020	0.00	0.00	1,550,354.00	1,550,354.00	203,408,385.62	No	No
SONOMA	RINCON VALLEY UNION ELEMENTARY	57/70896-00-009	Modernization	G	1/17/2017	2/26/2020	0.00	0.00	1,358,683.00	1,358,683.00	204,767,068.62	Yes	No
SONOMA	RINCON VALLEY UNION ELEMENTARY	57/70896-00-010	Modernization	G	1/17/2017	2/26/2020	0.00	0.00	401,851.00	401,851.00	205,168,919.62	Yes	No
SAN BERNARDINO	COLTON JOINT UNIFIED	57/67886-00-024	Modernization	G	1/18/2017	2/26/2020	0.00	0.00	2,473,962.00	2,473,962.00	207,642,881.62	Yes	Yes
RIVERSIDE	PERRIS UNION HIGH	50/67207-00-010	New Construction	G	1/19/2017	2/26/2020	0.00	0.00	58,780,018.06	58,780,018.06	266,422,899.68	Yes	Yes
SANTA CRUZ	PACIFIC ELEMENTARY	50/69781-00-001	New Construction	D	1/20/2017	2/26/2020	76,837.00	0.00	124,510.00	201,347.00	266,624,246.68	Yes	No
SANTA CRUZ	PACIFIC ELEMENTARY	50/69781-00-002	New Construction	D	1/20/2017	2/26/2020	64,745.00	0.00	64,745.00	129,490.00	266,753,736.68	Yes	No
SANTA CRUZ	PACIFIC ELEMENTARY	57/69781-00-001	Modernization	D	1/20/2017	2/26/2020	47,410.00	0.00	71,115.00	118,525.00	266,872,261.68	Yes	No
LOS ANGELES	WESTSIDE UNION ELEMENTARY	57/65102-00-004	Modernization	G	1/24/2017	2/26/2020	0.00	0.00	2,493,429.00	2,493,429.00	269,365,690.68	Yes	No
BUTTE	GRIDLEY UNIFIED	57/75507-00-002	Modernization	G	1/24/2017	2/26/2020	0.00	0.00	891,653.00	891,653.00	270,257,343.68	Yes	No
BUTTE	GRIDLEY UNIFIED	57/75507-00-003	Modernization	G	1/24/2017	2/26/2020	0.00	0.00	1,419,282.00	1,419,282.00	271,676,625.68	Yes	No
BUTTE	GRIDLEY UNIFIED	57/75507-00-004	Modernization	G	1/24/2017	2/26/2020	0.00	0.00	984,391.00	984,391.00	272,661,016.68	Yes	No
BUTTE	GRIDLEY UNIFIED	57/75507-00-005	Modernization	G	1/24/2017	2/26/2020	0.00	0.00	1,431,859.00	1,431,859.00	274,092,875.68	Yes	No
EL DORADO	POLLOCK PINES ELEMENTARY	57/61960-00-001	Modernization	G	1/25/2017	2/26/2020	0.00	0.00	1,257,283.00	1,257,283.00	275,350,158.68	Yes	Yes
EL DORADO	POLLOCK PINES ELEMENTARY	57/61960-00-002	Modernization	G	1/25/2017	2/26/2020	0.00	0.00	2,006,370.00	2,006,370.00	277,356,528.68	Yes	Yes
SAN LUIS OBISPO	ATASCADERO UNIFIED	57/68700-00-004	Modernization	G	1/25/2017	2/26/2020	0.00	0.00	4,040,367.00	4,040,367.00	281,396,895.68	No	No
KERN	ARVIN UNION ELEMENTARY	50/63313-00-003	New Construction	G	1/26/2017	2/26/2020	0.00	0.00	963,728.00	963,728.00	282,360,623.68	No	No
TULARE	VISALIA UNIFIED	50/72256-00-030	New Construction	G	1/26/2017	2/26/2020	0.00	0.00	12,259,214.00	12,259,214.00	294,619,837.68	Yes	No
KERN	ARVIN UNION ELEMENTARY	57/63313-00-001	Modernization	G	1/26/2017	2/26/2020	0.00	0.00	1,760,932.00	1,760,932.00	296,380,769.68	Yes	No
TULARE	PIXLEY UNION ELEMENTARY	57/72041-00-001	Modernization	G	1/26/2017	2/26/2020	1,098,784.71	0.00	3,993,547.00	5,092,331.71	301,473,101.39	Yes	No
SAN LUIS OBISPO	ATASCADERO UNIFIED	57/68700-00-005	Modernization	G	2/1/2017	2/26/2020	0.00	0.00	3,128,986.00	3,128,986.00	304,602,087.39	No	No
SACRAMENTO	NATOMAS UNIFIED	50/75283-00-018	New Construction	G	2/3/2017	2/26/2020							

Unfunded Approvals
as of May 27, 2020 SAB

County	School District	Application Number	Program	Approval	Received Date	SAB Unfunded Approval	Financial Hardship Apportionment	Loan	State Share	Total Apportionment	Cumulative Amount	Submitted Certification Letter May 2020	Grant Agreement Received as of 05/29/2020
PLACER	TAHOE-TRUCKEE UNIFIED	57/66944-00-013	Modernization	G	2/13/2017	2/26/2020	0.00	0.00	1,202,180.00	1,202,180.00	319,671,657.39	Yes	Yes
LOS ANGELES	AZUSA UNIFIED	57/64279-00-019	Modernization	G	2/15/2017	2/26/2020	0.00	0.00	2,528,215.00	2,528,215.00	322,199,872.39	Yes	Yes
ALAMEDA	ALAMEDA CITY UNIFIED	57/61119-00-023	Modernization	G	2/23/2017	2/26/2020	0.00	0.00	1,889,023.00	1,889,023.00	324,088,895.39	No	No
TULARE	SEQUOIA UNION ELEMENTARY	50/72116-00-002	New Construction	D	2/24/2017	2/26/2020	331,515.50	0.00	477,638.50	809,154.00	324,898,049.39	No	No
TULARE	SEQUOIA UNION ELEMENTARY	57/72116-00-002	Modernization	D	2/24/2017	2/26/2020	126,192.00	0.00	189,289.00	315,481.00	325,213,530.39	No	No
RIVERSIDE	JURUPA UNIFIED	57/67090-00-011	Modernization	G	2/27/2017	2/26/2020	0.00	0.00	1,788,844.00	1,788,844.00	327,002,374.39	Yes	Yes
SACRAMENTO	SAN JUAN UNIFIED	57/67447-00-062	Modernization	G	2/27/2017	2/26/2020	0.00	0.00	734,218.00	734,218.00	327,736,592.39	Yes	No
HUMBOLDT	SOUTHERN HUMBOLDT JOINT UNIFIED	57/63040-00-001	Modernization	G	3/3/2017	2/26/2020	0.00	0.00	2,931,570.00	2,931,570.00	330,668,162.39	No	No
SAN LUIS OBISPO	ATASCADERO UNIFIED	57/68700-00-006	Modernization	G	3/3/2017	2/26/2020	0.00	0.00	5,780,306.00	5,780,306.00	336,448,468.39	No	No
RIVERSIDE	DESERT SANDS UNIFIED	57/67058-00-019	Modernization	G	3/6/2017	2/26/2020	0.00	0.00	2,414,571.00	2,414,571.00	338,863,039.39	Yes	No
RIVERSIDE	DESERT SANDS UNIFIED	57/67058-00-019	Modernization	G	3/6/2017	3/25/2020	0.00	0.00	32,182.00	32,182.00	338,895,221.39	No	No
RIVERSIDE	JURUPA UNIFIED	50/67090-00-012	New Construction	G	3/7/2017	2/26/2020	0.00	0.00	16,774,581.96	16,774,581.96	355,669,803.35	Yes	Yes
KERN	SIERRA SANDS UNIFIED	57/73742-00-009	Modernization	G	3/7/2017	2/26/2020	0.00	0.00	9,076,396.00	9,076,396.00	364,746,199.35	Yes	No
LOS ANGELES	WILLIAM S. HART UNION HIGH	50/65136-00-013	New Construction	G	3/10/2017	2/26/2020	0.00	0.00	1,257,701.00	1,257,701.00	366,003,900.35	No	Yes
CONTRA COSTA	SAN RAMON VALLEY UNIFIED	57/61804-00-026	Modernization	G	3/13/2017	2/26/2020	0.00	0.00	563,089.00	563,089.00	366,566,989.35	Yes	Yes
CONTRA COSTA	SAN RAMON VALLEY UNIFIED	57/61804-00-027	Modernization	G	3/13/2017	2/26/2020	0.00	0.00	869,213.00	869,213.00	367,436,202.35	Yes	Yes
KERN	SIERRA SANDS UNIFIED	57/73742-00-010	Modernization	G	3/13/2017	2/26/2020	0.00	0.00	5,415,992.00	5,415,992.00	372,852,194.35	Yes	No
LOS ANGELES	AZUSA UNIFIED	57/64279-00-020	Modernization	G	3/15/2017	2/26/2020	0.00	0.00	3,757,764.00	3,757,764.00	376,609,958.35	Yes	No
CONTRA COSTA	SAN RAMON VALLEY UNIFIED	57/61804-00-028	Modernization	G	3/16/2017	2/26/2020	0.00	0.00	901,663.00	901,663.00	377,511,621.35	Yes	Yes
CONTRA COSTA	SAN RAMON VALLEY UNIFIED	57/61804-00-029	Modernization	G	3/16/2017	2/26/2020	0.00	0.00	750,785.00	750,785.00	378,262,406.35	Yes	Yes
TULARE	DINUBA UNIFIED	57/75531-00-013	Modernization	D	3/16/2017	2/26/2020	459,550.00	0.00	689,325.00	1,148,875.00	379,411,281.35	No	No
TULARE	DINUBA UNIFIED	57/75531-00-014	Modernization	D	3/16/2017	2/26/2020	142,230.00	0.00	213,345.00	355,575.00	379,766,856.35	No	No
TULARE	DINUBA UNIFIED	57/75531-00-015	Modernization	D	3/16/2017	2/26/2020	74,935.00	0.00	112,403.00	187,338.00	379,954,194.35	No	No
ORANGE	CAPISTRANO UNIFIED	50/66464-00-022	New Construction	G	3/22/2017	2/26/2020	0.00	0.00	35,611,874.19	35,611,874.19	415,566,068.54	Yes	Yes
LOS ANGELES	TORRANCE UNIFIED	57/65060-00-037	Modernization	G	3/22/2017	2/26/2020	0.00	0.00	1,556,390.00	1,556,390.00	417,122,458.54	No	No
SAN BERNARDINO	CENTRAL ELEMENTARY	57/67645-00-006	Modernization	G	3/28/2017	2/26/2020	0.00	0.00	784,031.00	784,031.00	417,906,489.54	Yes	No
SAN BERNARDINO	CENTRAL ELEMENTARY	57/67645-00-007	Modernization	G	3/28/2017	2/26/2020	0.00	0.00	914,702.00	914,702.00	418,821,191.54	Yes	No
FRESNO	CLOVIS UNIFIED	57/62117-00-055	Modernization	G	4/4/2017	2/26/2020	0.00	0.00	3,460,134.00	3,460,134.00	422,281,325.54	No	No
SACRAMENTO	TWIN RIVERS UNIFIED	57/76505-00-042	Modernization	G	4/5/2017	2/26/2020	0.00	0.00	873,831.00	873,831.00	423,155,156.54	Yes	No
SACRAMENTO	TWIN RIVERS UNIFIED	57/76505-00-044	Modernization	G	4/5/2017	2/26/2020	0.00	0.00	745,480.00	745,480.00	423,900,636.54	Yes	No
MENDOCINO	POTTER VALLEY COMMUNITY UNIFIED	57/73866-00-001	Modernization	G	4/7/2017	2/26/2020	0.00	0.00	1,496,185.00	1,496,185.00	425,396,821.54	No	No
SANTA CRUZ	SCOTTS VALLEY UNIFIED	50/75432-00-001	New Construction	G	4/20/2017	2/26/2020	0.00	0.00	4,838,912.00	4,838,912.00	430,235,733.54	Yes	Yes
SANTA CRUZ	SCOTTS VALLEY UNIFIED	50/75432-00-001	New Construction	G	4/20/2017	3/25/2020	0.00	0.00	195,035.00	195,035.00	430,430,768.54	No	Yes
SANTA CRUZ	SCOTTS VALLEY UNIFIED	57/75432-00-002	Modernization	G	4/20/2017	2/26/2020	0.00	0.00	4,406,112.00	4,406,112.00	434,836,880.54	Yes	Yes
LOS ANGELES	DOWNEY UNIFIED	50/64451-00-014	New Construction	G	4/21/2017	2/26/2020	0.00	0.00	1,203,834.00	1,203,834.00	436,040,714.54	Yes	No
SACRAMENTO	ELK GROVE UNIFIED	50/67314-00-047	New Construction	G	4/24/2017	2/26/2020	0.00	0.00	14,913,975.00	14,913,975.00	450,954,689.54	No	Yes
SAN BERNARDINO	CENTRAL ELEMENTARY	57/67645-00-008	Modernization	G	4/24/2017	2/26/2020	0.00	0.00	771,076.00	771,076.00	451,725,765.54	Yes	No
SAN DIEGO	CHULA VISTA ELEMENTARY	50/68023-04-001	New Construction	G	4/26/2017	2/26/2020	0.00	0.00	19,958,160.00	19,958,160.00	471,683,925.54	Yes	No
ORANGE	FULLERTON JOINT UNION HIGH	57/66514-00-016	Modernization	G	4/26/2017	2/26/2020	0.00	0.00	2,501,201.00	2,501,201.00	474,185,126.54	Yes	Yes
SAN FRANCISCO	SAN FRANCISCO UNIFIED	57/68478-00-060	Modernization	G	4/26/2017	2/26/2020	0.00	0.00	1,849,363.00	1,849,363.00	476,034,489.54	No	No
SAN BENITO	SAN BENITO HIGH	57/67538-00-004	Modernization	G	4/27/2017	2/26/2020	0.00	0.00	798,469.32	798,469.32	476,832,958.86	No	No
BUTTE	CHICO UNIFIED	54/61424-00-006	Charter	D	5/30/2017	2/26/2020	0.00	352,786.60	352,786.60	705,573.20	477,538,532.06	No	No
BUTTE	CHICO UNIFIED	54/61424-00-007	Charter	D	5/30/2017	2/26/2020	0.00	538,003.30	538,003.30	1,076,006.60	478,614,538.66	No	No
LOS ANGELES	LOS ANGELES UNIFIED	54/64733-00-102	Charter	S	6/1/2017	3/23/2020	0.00	7,441,670.00	7,441,670.00	14,883,340.00	493,497,878.66	No	No
SAN BENITO	HOLLISTER ELEMENTARY	57/67470-00-002	Modernization	G	1/11/2017	3/25/2020	0.00	0.00	1,093,079.00	1,093,079.00	494,590,957.66	No	No
SAN MATEO	SAN CARLOS ELEMENTARY	57/69021-00-011	Modernization	G	2/1/2017	3/25/2020	0.00	0.00	4,630,726.00	4,630,726.00	499,221,683.66	No	No
SACRAMENTO	SAN JUAN UNIFIED	57/67447-00-061	Modernization	G	2/3/2017	3/25/2020	0.00	0.00	615,909.00	615,909.00	499,837,592.66	Yes	Yes
SAN JOAQUIN	TRACY JOINT UNIFIED	57/75499-00-011	Modernization	G	2/14/2017	3/25/2020	0.00	0.00	2,645,276.00	2,645,276.00	502,482,868.66	Yes	Yes
LOS ANGELES	DOWNEY UNIFIED	57/64451-00-029	Modernization	G	3/23/2017	3/25/2020	0.00	0.00	3,449,978.00	3,449,978.00	505,932,846.66	Yes	No
SACRAMENTO	TWIN RIVERS UNIFIED	57/76505-00-043	Modernization	G	4/5/2017	3/25/2020	0.00	0.00	833,401.00	833,401.00	506,766,247.66	Yes	No
SAN BENITO	SAN BENITO HIGH	57/67538-00-002	Modernization	G	4/27/2017	3/25/2020	0.00	0.00	1,031,453.00	1,031,453.00	507,797,700.66	No	No
SAN BENITO	SAN BENITO HIGH	57/67538-00-003	Modernization	G	4/27/2017	3/25/2020	0.00	0.00	3,778,111.00	3,778,111.00	511,575,811.66	No	No
SAN BERNARDINO	SNOWLINE JOINT UNIFIED	57/73957-00-001	Modernization	D	5/1/2017	3/25/2020	230,185.00	0.00	345,277.00	575,462.00	512,151,273.66	Yes	No
SAN BERNARDINO	SNOWLINE JOINT UNIFIED	57/73957-00-002	Modernization	D	5/1/2017	3/25/2020	0.00	0.00	1,754,749.00	1,754,749.00	513,906,022.66	Yes	No
SAN BERNARDINO	SNOWLINE JOINT UNIFIED	57/73957-00-003	Modernization	D	5/1/2017	3/25/2020	405,564.00	0.00	608,345.00	1,013,909.00	514,919,931.66	Yes	No
SAN BERNARDINO	SNOWLINE JOINT UNIFIED	57/73957-00-004	Modernization	D	5/1/2017	3/25/2020	94,536.00	0.00	141,804.00	236,340.00	515,156,271.66	Yes	No
SAN BERNARDINO	SNOWLINE JOINT UNIFIED	57/73957-00-005	Modernization	D	5/1/2017	3/25/2020	233,805.00	0.00	437,644.00	671,449.00	515,827,720.66	Yes	No
SAN BERNARDINO	SNOWLINE JOINT UNIFIED	57/73957-00-006	Modernization	D	5/1/2017	3/25/2020	148,916.00	0.00	223,374.00	372,290.00	516,200,010.66	Yes	No
SAN BERNARDINO	SNOWLINE JOINT UNIFIED	57/73957-00-007	Modernization	D	5/1/2017	3/25/2020	192,959.00	0.00	289,438.00	482,397.00	516,682,407.66	Yes	No
SAN BERNARDINO	SNOWLINE JOINT UNIFIED	57/73957-00-008	Modernization	D	5/1/2017	3/25/2020	385,306.00	0.00	577,960.00	963,266.00	517,645,673.66	Yes	No
SAN JOAQUIN	ESCALON UNIFIED	57/68502-00-003	Modernization	G	5/4/2017	3/25/2020	0.00	0.00	173,688.00	173,688.00	517,819,361.66	Yes	No
ORANGE	CAPISTRANO UNIFIED	50/66464-00-023	New Construction	G	5/5/2017	3/25/2020	0.00	0.00	8,177,246.00	8,177,246.00	525,996,607.66	Yes	No
LOS ANGELES	DOWNEY UNIFIED	50/64451-00-015	New Construction	G	5/8/2017	3/25/2020	0.00	0.00	1,837,885.00	1,837,885.00	527,834,492.66	Yes	No
KERN	TAFT CITY ELEMENTARY	57/63800-00-007	Modernization	G	5/9/2017	3/25/2020	0.00	0.00	3,404,009.00	3,404,009.00	531,238,501.66	Yes	No
LAKE	KONOCTI UNIFIED	57/64022-00-010	Modernization	G	5/9/2017	3/25/2020	0.00	0.00	720,364.00	720,364.00	531,958,865.66	Yes	No
LAKE	KONOCTI UNIFIED	57/64022-00-011	Modernization	G	5/9/2017	3/25/2020	0.00	0.00	674,120.00	674,120.00	532,632,985.66	Yes	No
KERN	KERN HIGH	50/63529-00-009	New Construction	G	5/17/2017	3/25/2020	0.00	0.00	1,086,455.00	1,086,455.00	533,719,440.66	Yes	Yes
RIVERSIDE	SAN JACINTO UNIFIED	57/67249-00-006	Modernization	G	5/23/2017	3/25/2020	0.00	0.00	3,061,700.00	3,061,700.00	536,781,140.66	No	Yes
RIVERSIDE	SAN JACINTO UNIFIED	57/67249-00-007	Modernization	G	5/23/2017	3/25/2020	0.00	0.00	2,868,546.00	2,868,546.00	539,649,686.66	No	Yes
CONTRA COSTA	SAN RAMON VALLEY UNIFIED	57/61804-00-030	Modernization	G	5/26/2017	3/25/2020	0.00	0.00	834,346.00	834,346.00	540,484,032.66	Yes	No
LOS ANGELES	WHITTIER CITY	57/65110-00-013	Modernization	G	6/2/2017	3/25/2020	0.00	0.00	3,899,888.00	3,899,888.00	544,383,920.66	Yes	No
LOS ANGELES	LOS ANGELES UNIFIED	57/64733-00-600	Modernization	G	6/6/2017	3/25/2020	0.00	0.00	4,737,176.00	4,737,176.00	549,121,096.66	No	No
LOS ANGELES	LOS ANGELES UNIFIED	57/64733-00-601	Modernization	G	6/6/2017	3/25/2020	0.00	0.00	1,092,996.00	1,092,996.00	550,214,092.66	No	No
LOS ANGELES	LOS ANGELES UNIFIED	57/64733-00-602	Modernization	G	6/6/2017	3/25/2020	0.00	0.00					

Unfunded Approvals
as of May 27, 2020 SAB

County	School District	Application Number	Program	Approval	Received Date	SAB Unfunded Approval	Financial Hardship Apportionment	Loan	State Share	Total Apportionment	Cumulative Amount	Submitted Certification Letter May 2020	Grant Agreement Received as of 05/29/2020		
STANISLAUS	CERES UNIFIED	57/71043-00-014	Modernization	G	6/19/2017	3/25/2020		0.00	0.00	1,861,876.00	1,861,876.00	584,543,219.24	Yes	No	
LOS ANGELES	LOS ANGELES UNIFIED	57/64733-38-023	Modernization	G	6/20/2017	3/25/2020		0.00	0.00	2,121,393.00	2,121,393.00	586,664,612.24	No	No	
SAN MATEO	MENLO PARK CITY ELEMENTARY	57/68965-00-006	Modernization	G	4/24/2017	4/22/2020		0.00	0.00	2,291,752.00	2,291,752.00	588,956,364.24	No	No	
KERN	STANDARD ELEMENTARY	50/63792-00-002	New Construction	G	6/21/2017	4/22/2020		0.00	0.00	1,916,034.00	1,916,034.00	590,872,398.24	Yes	Yes	
ORANGE	FULLERTON JOINT UNION HIGH	57/66514-00-017	Modernization	G	6/22/2017	4/22/2020		0.00	0.00	3,841,672.00	3,841,672.00	594,714,070.24	Yes	No	
RIVERSIDE	JURUPA UNIFIED	57/67090-00-012	Modernization	G	6/22/2017	4/22/2020		0.00	0.00	4,795,725.00	4,795,725.00	599,509,795.24	Yes	No	
CONTRA COSTA	SAN RAMON VALLEY UNIFIED	57/61804-00-031	Modernization	G	6/29/2017	4/22/2020		0.00	0.00	1,301,601.00	1,301,601.00	600,811,396.24	Yes	No	
IMPERIAL	IMPERIAL UNIFIED	50/63164-00-006	New Construction	G	7/3/2017	4/22/2020		0.00	0.00	13,133,727.00	13,133,727.00	613,945,123.24	Yes	No	
COLUSA	PIERCE JOINT UNIFIED	50/61614-00-004	New Construction	G	7/7/2017	4/22/2020		0.00	0.00	1,640,446.00	1,640,446.00	615,585,569.24	Yes	No	
RIVERSIDE	JURUPA UNIFIED	50/67090-00-013	New Construction	G	7/12/2017	4/22/2020		0.00	0.00	2,661,690.00	2,661,690.00	618,247,259.24	Yes	No	
MERCED	GUSTINE UNIFIED	57/73619-00-005	Modernization	G	7/13/2017	4/22/2020		0.00	0.00	1,229,997.00	1,229,997.00	619,477,256.24	No	No	
IMPERIAL	BRAWLEY ELEMENTARY	57/63073-00-003	Modernization	G	7/14/2017	4/22/2020		0.00	0.00	849,225.00	849,225.00	620,326,481.24	No	No	
ORANGE	LA HABRA CITY ELEMENTARY	57/66563-00-009	Modernization	G	7/17/2017	4/22/2020		0.00	0.00	2,716,456.00	2,716,456.00	623,042,937.24	No	No	
SAN JOAQUIN	LINCOLN UNIFIED	57/68569-00-016	Modernization	G	7/17/2017	4/22/2020		0.00	0.00	1,133,377.00	1,133,377.00	624,176,314.24	No	No	
SAN JOAQUIN	LINCOLN UNIFIED	57/68569-00-017	Modernization	G	7/17/2017	4/22/2020		0.00	0.00	928,339.00	928,339.00	625,104,653.24	No	No	
SACRAMENTO	SACRAMENTO COUNTY OFFICE OF EDUCATION	50/10348-00-003	New Construction	D	7/25/2017	4/22/2020	447,390.00		0.00	447,390.00	874,780.00	625,999,433.24	Yes	Yes	
IMPERIAL	CENTRAL UNION HIGH	57/63115-00-003	Modernization	G	7/25/2017	4/22/2020		0.00	0.00	3,064,458.00	3,064,458.00	629,063,891.24	No	No	
LOS ANGELES	LOS ANGELES UNIFIED	57/64733-00-622	Modernization	G	7/25/2017	4/22/2020		0.00	0.00	1,387,210.00	1,387,210.00	630,451,101.24	No	No	
MARIN	LARKSPUR-CORTE MADERA	57/65367-00-006	Modernization	G	7/26/2017	4/22/2020		0.00	0.00	985,069.00	985,069.00	631,436,170.24	No	No	
VENTURA	SANTA PAULA UNIFIED	57/76828-00-002	Modernization	G	7/26/2017	4/22/2020		0.00	0.00	720,141.00	720,141.00	632,156,311.24	Yes	No	
ALAMEDA	DUBLIN UNIFIED	50/75093-00-011	New Construction	G	7/28/2017	4/22/2020		0.00	0.00	2,294,172.00	2,294,172.00	634,450,483.24	No	No	
LOS ANGELES	TORRANCE UNIFIED	57/65060-00-042	Modernization	G	7/28/2017	4/22/2020		0.00	0.00	947,245.00	947,245.00	635,397,728.24	No	No	
RIVERSIDE	TEMECULA VALLEY UNIFIED	57/75192-00-008	Modernization	G	7/28/2017	4/22/2020		0.00	0.00	797,667.00	797,667.00	636,195,395.24	Yes	No	
SAN DIEGO	POWAY UNIFIED	50/68296-00-022	New Construction	G	8/1/2017	4/22/2020		0.00	0.00	9,046,187.00	9,046,187.00	645,241,582.24	Yes	No	
RIVERSIDE	RIVERSIDE UNIFIED	50/67215-00-029	New Construction	G	8/2/2017	4/22/2020		0.00	0.00	167,521.00	167,521.00	645,409,103.24	No	No	
RIVERSIDE	RIVERSIDE UNIFIED	50/67215-00-030	New Construction	G	8/2/2017	4/22/2020		0.00	0.00	279,202.00	279,202.00	645,688,305.24	No	No	
KERN	KERN HIGH	57/63529-00-011	Modernization	G	5/17/2017	5/27/2020		0.00	0.00	2,077,187.00	2,077,187.00	647,765,492.24	Yes	No	
RIVERSIDE	PALM SPRINGS UNIFIED	50/67173-00-014	New Construction	G	7/6/2017	5/27/2020		0.00	0.00	4,439,147.00	4,439,147.00	652,204,639.24	No	No	
SAN BERNARDINO	CHAFFEY JOINT UNION HIGH	57/67652-00-004	Modernization	G	7/12/2017	5/27/2020		0.00	0.00	3,504,384.00	3,504,384.00	655,709,023.24	No	No	
SAN BERNARDINO	CHAFFEY JOINT UNION HIGH	57/67652-00-005	Modernization	G	7/14/2017	5/27/2020		0.00	0.00	18,082,249.00	18,082,249.00	673,791,272.24	No	No	
VENTURA	OXNARD ELEMENTARY	50/72538-00-013	New Construction	G	7/19/2017	5/27/2020		0.00	0.00	7,267,952.00	7,267,952.00	681,059,224.24	No	No	
LOS ANGELES	LOS ANGELES UNIFIED	57/64733-00-623	Modernization	G	7/25/2017	5/27/2020		0.00	0.00	4,583,027.00	4,583,027.00	685,642,251.24	No	No	
LOS ANGELES	TORRANCE UNIFIED	57/65060-00-038	Modernization	G	7/28/2017	5/27/2020		0.00	0.00	950,710.00	950,710.00	686,592,961.24	No	No	
LOS ANGELES	TORRANCE UNIFIED	57/65060-00-039	Modernization	G	7/28/2017	5/27/2020		0.00	0.00	386,395.00	386,395.00	686,979,356.24	No	No	
LOS ANGELES	TORRANCE UNIFIED	57/65060-00-040	Modernization	G	7/28/2017	5/27/2020		0.00	0.00	77,620.00	77,620.00	687,056,976.24	No	No	
LOS ANGELES	TORRANCE UNIFIED	57/65060-00-041	Modernization	G	7/28/2017	5/27/2020		0.00	0.00	307,608.00	307,608.00	687,364,584.24	No	No	
LOS ANGELES	TORRANCE UNIFIED	57/65060-00-043	Modernization	G	7/31/2017	5/27/2020		0.00	0.00	686,154.00	686,154.00	688,050,738.24	No	No	
LOS ANGELES	TORRANCE UNIFIED	57/65060-00-044	Modernization	G	8/2/2017	5/27/2020		0.00	0.00	886,750.00	886,750.00	688,937,488.24	No	No	
ORANGE	IRVINE UNIFIED	50/73650-00-031	New Construction	G	8/3/2017	5/27/2020		0.00	0.00	1,153,523.00	1,153,523.00	690,091,011.24	No	No	
ALAMEDA	DUBLIN UNIFIED	50/75093-00-012	New Construction	G	8/7/2017	5/27/2020		0.00	0.00	18,974,861.00	18,974,861.00	709,065,872.24	No	No	
LOS ANGELES	WILLIAM S. HART UNION HIGH	50/65136-00-014	New Construction	G	8/9/2017	5/27/2020		0.00	0.00	2,429,212.00	2,429,212.00	711,495,084.24	No	No	
SAN BERNARDINO	HESPERIA UNIFIED	50/75044-00-035	New Construction	G	8/10/2017	5/27/2020		0.00	0.00	461,242.00	461,242.00	711,956,326.24	No	No	
RIVERSIDE	MURRIETA VALLEY UNIFIED	50/75200-00-024	New Construction	G	8/11/2017	5/27/2020		0.00	0.00	6,345,477.00	6,345,477.00	718,301,803.24	No	No	
ALAMEDA	FREMONT UNIFIED	50/61176-00-009	New Construction	G	8/17/2017	5/27/2020		0.00	0.00	3,005,997.00	3,005,997.00	721,307,800.24	No	No	
ALAMEDA	FREMONT UNIFIED	50/61176-00-010	New Construction	G	8/17/2017	5/27/2020		0.00	0.00	3,015,342.00	3,015,342.00	724,323,142.24	No	No	
ALAMEDA	ALAMEDA CITY UNIFIED	50/61119-01-002	New Construction	G	8/18/2017	5/27/2020		0.00	0.00	3,339,834.00	3,339,834.00	727,662,976.24	No	No	
IMPERIAL	MCCABE UNION ELEMENTARY	50/63180-00-004	New Construction	G	8/18/2017	5/27/2020		0.00	0.00	786,829.00	786,829.00	728,449,805.24	No	No	
FRESNO	CARUTHERS UNIFIED	57/75598-00-003	Modernization	G	8/21/2017	5/27/2020		0.00	0.00	2,922,373.00	2,922,373.00	731,372,178.24	No	No	
RIVERSIDE	JURUPA UNIFIED	50/67090-00-014	New Construction	G	8/23/2017	5/27/2020		0.00	0.00	3,318,162.00	3,318,162.00	734,690,340.24	No	No	
ORANGE	IRVINE UNIFIED	57/73650-00-022	Modernization	G	8/23/2017	5/27/2020		0.00	0.00	527,914.00	527,914.00	735,218,254.24	No	No	
ORANGE	IRVINE UNIFIED	57/73650-00-023	Modernization	G	8/23/2017	5/27/2020		0.00	0.00	784,679.00	784,679.00	736,002,933.24	No	No	
Total										\$15,189,682.71	\$21,499,530.45	\$699,313,720.08	\$736,002,933.24		

*This Unfunded List (Lack of AB 55 Loans) includes \$34.7 million for 19 projects for Charter School Facilities Program Preliminary Apportionments for Design and Site Funding.

INFORMATION ITEM

SCHOOL FACILITY PROGRAM OFFICE OF PUBLIC SCHOOL CONSTRUCTION FUNDING WORKLOAD LISTING (Applications Received Through May 31, 2020)

The New Construction and Modernization projects on this list represent completed applications awaiting the Office of Public School Construction (OPSC) processing and scheduling to the State Allocation Board.

This list includes future workload that is identified as:

- Pending reflects workload that has been processed by OPSC but awaiting further information/documentation from the district.
- Reviewing reflects currently being processed by OPSC.

Pursuant to SFP Regulation Section 1859.95.1, this list also includes applications that were received, but not reviewed by OPSC. This list is presented to the State Allocation Board for acknowledgement.

This list is also available on the [OPSC Website](#) and is updated on the first and third Fridays of each month.

SFP APPLICATIONS
New Construction and Charter School Facilities Program
- Workload as of May 31, 2020 -

District	County	Site Name	Application Number	OPSC Date Received	Estimated State Grant (a)	Financial Hardship (b)	Notification Occurred**
Brittan Elementary	Sutter	Brittan Elementary	50/71357-00-002	05/05/17	\$ 4,097,432	\$ 4,097,432	8/6/2019
Farmersville Unified	Tulare	Farmersville High	50/75325-00-008	06/23/17	\$ 1,926,790	\$ 1,926,790	9/4/2019
Sequoia Union High	San Mateo	Redwood High	50/69062-01-014	08/03/17	\$ 2,218,255	\$ -	10/2/2019
Corona-Norco Unified	Riverside	Augustine Ramirez Intermediate	50/67033-00-040	08/08/17	\$ 1,009,935	\$ -	10/2/2019
Alisal Union	Monterey	Fremont Elementary	50/65961-00-011	08/10/17	\$ 7,231,447	\$ -	10/2/2019
Porterville Unified	Tulare	Porterville High	50/75523-00-008	08/11/17	\$ 906,565	\$ -	10/2/2019
Western Placer Unified	Placer	Lincoln High	50/66951-00-009	08/14/17	\$ 2,965,340	\$ -	10/2/2019
Sanger Unified	Fresno	Sequoia Elementary	50/62414-00-020	08/15/17	\$ 972,351	\$ -	10/2/2019
Escondido Union Elementary	San Diego	Mission Middle	50/68098-00-007	08/15/17	\$ 3,500,559	\$ -	10/2/2019
Old Adobe Union Elementary	Sonoma	Loma Vista Immersion Academy	50/70847-00-003	08/15/17	\$ 1,363,324	\$ -	10/2/2019
Escondido Union	San Diego	Quantum Academy	50/68098-00-008	08/16/17	\$ 1,410,545	\$ -	10/2/2019
Merced City Elementary	Merced	Ada Givens Elementary	50/65771-00-022	08/25/17	\$ 1,205,026	\$ -	11/1/2019
Capay Joint Union Elementary	Glenn	Capay Joint Union Elementary	50/62554-00-001	09/01/17	\$ 2,070,382	\$ 2,070,382	11/1/2019
Palo Verde Union Elementary	Tulare	Palo Verde Elementary	50/72033-00-004	09/01/17	\$ 61,069	\$ 61,069	11/1/2019
Weaver Union	Merced	Weaver Middle	50/65862-00-002	09/15/17	\$ 4,595,737	\$ -	11/1/2019
Heber Elementary	Imperial	Heber Elementary	50/63131-00-007	09/18/17	\$ 3,014,314	\$ -	11/1/2019
Raymond-Knowles Union Elementary	Madera	Raymond-Knowles Elementary	50/65276-00-001	09/19/17	\$ 197,883	\$ 197,883	11/1/2019
Saugus Union	Los Angeles	West Creek Academy	50/64998-00-019	09/27/17	\$ 3,699,651	\$ -	11/1/2019
Banta Elementary	San Joaquin	Banta Elementary	50/68486-00-003	09/29/17	\$ 196,978	\$ 196,978	11/1/2019
Greenfield Union Elementary	Monterey	Mary Chapa Literacy and Technology Academy	50/66035-00-003	10/03/17	\$ 749,769	\$ 749,769	1/6/2020
Antelope Elementary	Tehama	Antelope Elementary	50/71472-00-001	10/06/17	\$ 38,695	\$ -	1/6/2020
Antelope Elementary	Tehama	Antelope Elementary	50/71472-00-002	10/06/17	\$ 38,695	\$ -	1/6/2020
Antelope Elementary	Tehama	Antelope Elementary	50/71472-00-003	10/06/17	\$ 38,695	\$ -	1/6/2020
Antelope Elementary	Tehama	Antelope Elementary	50/71472-00-004	10/06/17	\$ 218,001	\$ -	1/6/2020
Milpitas Unified	Santa Clara	Mabel Mattos Elementary	50/73387-00-001	10/12/17	\$ 16,845,997	\$ -	1/6/2020
Firebaugh-Las Deltas Joint Unified	Fresno	Arthur E. Mills Intermediate	50/73809-00-005	10/12/17	\$ 397,254	\$ -	1/6/2020
Panama-Buena Vista Union	Kern	Dolores S. Whitley Elementary	50/63362-00-041	10/16/17	\$ 12,071,259	\$ -	1/6/2020
Folsom-Cordova Unified	Sacramento	Sutter Middle	50/67330-21-010	10/16/17	\$ 6,584,059	\$ -	1/6/2020
Folsom-Cordova Unified	Sacramento	Oak Chan Elementary	50/67330-21-011	10/16/17	\$ 8,445,042	\$ -	1/6/2020
Lancaster Elementary	Los Angeles	Linda Verde Elementary	50/64667-00-011	10/17/17	\$ 1,115,805	\$ -	1/6/2020
Southern Humboldt Joint Unified	Humboldt	South Fork Junior - Senior High	50/63040-00-001	10/18/17	\$ 1,360,522	\$ -	1/6/2020
Southern Humboldt Joint Unified	Humboldt	Redway Elementary	50/63040-00-002	10/18/17	\$ 896,296	\$ -	1/6/2020
Greenfield Union Elementary	Monterey	Apple Avenue Elementary	50/66035-00-002	10/19/17	\$ 9,381,712	\$ 9,381,712	1/6/2020
Central Unified	Fresno	Hahn Phan Tilley	50/73965-00-019	10/23/17	\$ 11,679,644	\$ -	1/6/2020
Hollister Elementary	San Benito	Santana Ranch Elementary TK-8	50/67470-00-003	10/26/17	\$ 2,061,901	\$ 2,061,901	1/6/2020
Fremont Unified	Alameda	Lila Bringham Elementary	50/61176-00-011	10/31/17	\$ 32,667,294	\$ -	1/6/2020
San Benito High	San Benito	San Benito High	50/67538-00-002	10/31/17	\$ 5,002,975	\$ -	1/6/2020
San Marcos Unified	San Diego	Alvin M Dunn Elementary	50/73791-00-016	10/31/17	\$ 8,926,096	\$ -	1/6/2020
Dinuba Unified	Tulare	New High	50/75531-00-006	10/31/17	\$ 1,195,768	\$ 1,195,768	1/6/2020
Wiseburn Unified	Los Angeles	Wiseburn High	50/76869-00-001	10/31/17	\$ 963,069	\$ -	1/6/2020
San Marcos Unified	San Diego	Alvin M Dunn Elementary	50/73791-00-017	11/03/17	\$ 433,316	\$ -	2/26/2020
Oxnard Elementary	Ventura	Thurgood Marshall Elementary	50/72538-00-014	11/13/17	\$ 4,113,728	\$ -	2/26/2020
Lammersville Joint Unified	San Joaquin	Mountain House High	50/76760-00-008	11/29/17	\$ 4,515,588	\$ -	2/26/2020
Millville Elementary	Shasta	Millville Elementary	50/70052-00-002	12/04/17	\$ 387,910	\$ 387,910	2/26/2020
Hollister Elementary	San Benito	Sunnyslope Elementary	50/67470-00-004	12/07/17	\$ 5,060,372	\$ -	2/26/2020
Wasco Union Elementary	Kern	Teresa Burke Elementary	50/63842-00-004	12/11/17	\$ 926,805	\$ -	2/26/2020
Ceres Unified	Stanislaus	Central Valley High	50/71043-00-034	12/14/17	\$ 2,348,896	\$ -	2/26/2020
Beaumont Unified	Riverside	Starlight Elementary	50/66993-00-019	12/19/17	\$ 13,448,499	\$ -	2/26/2020
Kerman Unified	Fresno	Kerman High	50/73999-00-009	12/19/17	\$ 8,430,953	\$ -	2/26/2020
Santa Maria Joint Union High	Santa Barbara	Ernest Righetti High	50/69310-00-007	12/21/17	\$ 16,425,817	\$ -	3/4/2020
Irvine Unified	Orange	Stone Creek Elementary	50/73650-00-034	12/26/17	\$ 681,602	\$ -	3/4/2020
Fremont Unified	Alameda	American High	50/61176-00-012	01/02/18	\$ 8,941,241	\$ -	3/4/2020
Merced City Elementary	Merced	Franklin Elementary	50/65771-00-023	01/04/18	\$ 1,254,719	\$ -	3/4/2020
Butteville Union Elementary	Siskiyou	Butteville Elementary	50/70201-00-002	01/08/18	\$ 794,536	\$ -	3/4/2020
Menifee Union Elementary	Riverside	Elementary #14	50/67116-00-015	01/10/18	\$ 13,764,919	\$ -	3/4/2020
Rio Elementary	Ventura	Rio Steam K-8	50/72561-00-006	01/12/18	\$ 12,743,164	\$ -	3/4/2020
Redondo Beach Unified	Los Angeles	Redondo Union High	50/75341-00-001	01/16/18	\$ 2,646,278	\$ -	3/4/2020
San Ramon Valley Unified	Contra Costa	Stone Valley Middle	50/61804-00-042	01/17/18	\$ 2,259,928	\$ -	3/4/2020
Monson-Sultana Joint Union Elementary	Tulare	Monson-Sultana Elementary	50/72009-00-002	01/22/18	\$ 189,699	\$ 189,699	3/4/2020

SFP APPLICATIONS
New Construction and Charter School Facilities Program
- Workload as of May 31, 2020 -

District	County	Site Name	Application Number	OPSC Date Received	Estimated State Grant (a)	Financial Hardship (b)	Notification Occurred**
Escondido Union	San Diego	Central Elementary	50/68098-00-009	01/23/18	\$ 3,704,661	\$ -	3/4/2020
Fairfield-Suisun Unified	Solano	Public Safety Academy	50/70540-00-027	01/25/18	\$ 4,803,198	\$ -	3/4/2020
Irvine Unified	Orange	Creekside High	50/73650-00-035	01/25/18	\$ 1,579,717	\$ -	3/4/2020
Irvine Unified	Orange	Sierra Vista Middle	50/73650-00-036	01/25/18	\$ 1,572,100	\$ -	3/4/2020
Irvine Unified	Orange	South Lake Middle	50/73650-00-037	01/25/18	\$ 870,227	\$ -	3/4/2020
Southern Kern Unified	Kern	Hamilton Elementary	50/63776-00-002	02/13/18	\$ 11,736,558	\$ 11,736,558	4/2/2020
West Park Elementary	Fresno	West Park Elementary	50/62539-00-001	02/15/18	\$ 528,065	\$ 528,065	4/2/2020
Beaumont Unified	Riverside	Beaumont Senior High	50/66993-00-020	02/20/18	\$ 965,901	\$ -	4/2/2020
Carpinteria Unified	Santa Barbara	Carpinteria Family	50/69146-00-002	02/27/18	\$ 1,382,615	\$ -	4/2/2020
Carpinteria Unified	Santa Barbara	Canalino Elementary	50/69146-00-003	02/27/18	\$ 1,252,982	\$ -	4/2/2020
Irvine Unified	Orange	Eastshore Elementary	50/73650-00-038	03/02/18	\$ 835,854	\$ -	4/2/2020
Irvine Unified	Orange	Venado Middle	50/73650-00-039	03/02/18	\$ 2,231,969	\$ -	4/2/2020
Corona-Norco Unified	Riverside	John Adams Elementary	50/67033-00-041	03/06/18	\$ 3,086,390	\$ -	4/2/2020
Roseville Joint Union High	Placer	New High School #6	50/66928-00-008	03/12/18	\$ 26,629,500	\$ -	
Tulare City	Tulare	Alpine Vista Elementary	50/72231-00-005	03/13/18	\$ 3,969,972	\$ -	
Gerber Union Elementary	Tehama	Gerber Elementary	50/71548-00-001	03/15/18	\$ 468,016	\$ 468,016	
Newman-Crows Landing Unified	Stanislaus	Hurd Barrington Elementary	50/73601-00-005	03/16/18	\$ 578,350	\$ -	
Snowline Joint Unified	San Bernardino	New Elementary	50/73957-00-016	03/19/18	\$ 1,850,720	\$ 1,850,720	
Snowline Joint Unified	San Bernardino	New Elementary	50/73957-00-017	03/19/18	\$ 84,062	\$ 84,062	
Snowline Joint Unified	San Bernardino	New Elementary	50/73957-00-018	03/19/18	\$ 84,062	\$ 84,062	
San Jacinto Unified	Riverside	New Middle School	50/67249-00-017	03/21/18	\$ 25,322,444	\$ -	
Irvine Unified	Orange	Loma Ridge Elementary	50/73650-00-040	03/21/18	\$ 33,872,655	\$ -	
Guadalupe Union Elementary	Santa Barbara	New Middle	50/69203-00-001	03/22/18	\$ 9,470,146	\$ 9,470,146	
Livingston Union	Merced	Campus Park Elementary	50/65748-00-003	03/28/18	\$ 2,247,743	\$ -	
Livingston Union	Merced	Selma Herndon Elementary	50/65748-00-004	03/28/18	\$ 1,101,192	\$ -	
Livingston Union	Merced	Yamato Colony Elementary	50/65748-00-005	03/28/18	\$ 774,268	\$ -	
Victor Elementary	San Bernardino	Elementary School #20	50/67918-00-011	03/30/18	\$ 10,935,579	\$ -	
Madera Unified	Madera	Matilda Torres High	50/65243-00-011	04/03/18	\$ 36,161,659	\$ -	
San Jose Unified	Santa Clara	San Jose High	50/69666-00-001	04/06/18	\$ 471,583	\$ -	
Corona-Norco Unified	Riverside	Lincoln Alternative Elementary	50/67033-00-042	04/10/18	\$ 1,641,187	\$ -	
Irvine Unified	Orange	Rancho San Joaquin Middle	50/73650-00-041	04/11/18	\$ 1,108,967	\$ -	
Coalinga-Huron Unified	Fresno	Huron Elementary	50/62125-00-005	04/13/18	\$ 3,166,987	\$ -	
Coalinga-Huron Unified	Fresno	Henry F Bishop Elementary	50/62125-00-006	04/13/18	\$ 2,601,786	\$ -	
Coalinga-Huron Unified	Fresno	Nell Dawson Elementary	50/62125-00-007	04/13/18	\$ 3,397,140	\$ -	
Coalinga-Huron Unified	Fresno	Huron Middle	50/62125-00-008	04/13/18	\$ 3,304,410	\$ -	
Santa Maria Joint Union High	Santa Barbara	Ag Ed & Career Tech Center	50/69310-00-008	04/17/18	\$ 4,547,024	\$ -	
San Marcos Unified	San Diego	San Marcos Middle	50/73791-00-018	04/17/18	\$ 9,500,378	\$ -	
Clay Joint Elementary	Fresno	Clay Elementary	50/62109-00-003	04/19/18	\$ 1,422,476	\$ 1,422,476	
Buckeye Union Elementary	El Dorado	Charter Montessori Valley View Campus	50/61838-00-008	04/23/18	\$ 2,289,961	\$ -	
Oxnard	Ventura	Elm Street Elementary	50/72538-00-015	04/30/18	\$ 8,595,811	\$ -	
Oakley Union Elementary	Contra Costa	Summer Lake Elementary	50/61762-00-011	05/03/18	\$ 11,345,343	\$ 11,345,343	
Centinela Valley Union High	Los Angeles	Lawndale High	50/64352-00-006	05/04/18	\$ 5,840,880	\$ -	
Sutter Union High	Sutter	Sutter High	50/71449-00-003	05/08/18	\$ 6,127,663	\$ 6,127,663	
Sanger Unified	Fresno	Sanger Educational Complex	50/62414-00-022	05/11/18	\$ 24,284,563	\$ -	
Wasco Union Elementary	Kern	Palm Avenue Elementary	50/63842-00-005	05/21/18	\$ 1,363,433	\$ 1,363,433	
Visalia Unified	Tulare	Denton Elementary	50/72256-00-031	05/21/18	\$ 9,966,124	\$ -	
Jurupa Unified	Riverside	Glen Avon Elementary	50/67090-00-015	05/22/18	\$ 914,157	\$ -	
San Dieguito Union High	San Diego	Pacific Trails Middle	50/68346-00-005	05/29/18	\$ 6,239,976	\$ -	
Bakersfield City	Kern	Noble Elementary	50/63321-00-034	05/31/18	\$ 1,584,750	\$ -	
Konocti Unified	Lake	Lower Lake High	50/64022-00-001	05/31/18	\$ 478,657	\$ -	
Kern High	Kern	Independence High	50/63529-00-010	06/05/18	\$ 9,406,276	\$ -	
Caruthers Unified	Fresno	Caruthers Elementary	50/75598-00-001	06/05/18	\$ 1,702,182	\$ -	
Brea-Olinda Unified	Orange	Olinda Elementary	50/66449-00-002	06/08/18	\$ 867,837	\$ -	
Woodland Joint Unified	Yolo	Spring Lake Elementary	50/72710-00-006	06/08/18	\$ 4,633,025	\$ -	
Corona-Norco Unified	Riverside	Norco Elementary	50/67033-00-043	06/12/18	\$ 1,937,594	\$ -	
Riverdale Joint Unified	Fresno	Riverdale Elementary	50/75408-00-002	06/14/18	\$ 1,719,374	\$ -	
Fairfield-Suisun Unified	Solano	Grange Middle	50/70540-00-028	06/18/18	\$ 2,732,268	\$ -	
Walnut Valley Unified	Los Angeles	Quail Summit Elementary	50/73460-00-010	06/20/18	\$ 324,226	\$ -	
Lemoore Union High	Kings	Lemoore High	50/63982-00-002	06/22/18	\$ 1,221,650	\$ -	

SFP APPLICATIONS
New Construction and Charter School Facilities Program
- Workload as of May 31, 2020 -

District	County	Site Name	Application Number	OPSC Date Received	Estimated State Grant (a)	Financial Hardship (b)	Notification Occurred**
Tulare Joint Union High	Tulare	Tulare Western High	50/72249-00-003	06/22/18	\$ 602,300	\$ -	
San Marcos Unified	San Diego	La Costa Meadows Elementary	50/73791-00-019	06/25/18	\$ 1,622,639	\$ -	
San Marcos Unified	San Diego	La Costa Meadows Elementary	50/73791-00-020	06/25/18	\$ 981,918	\$ -	
Dinuba Unified	Tulare	New High	50/75531-00-006	06/27/18	\$ 48,607,132	\$ 48,607,132	
Bakersfield City	Kern	Leo G Pauly Elementary	50/63321-00-035	06/28/18	\$ 1,464,460	\$ -	
Bakersfield City	Kern	Leo G Pauly Elementary	50/63321-00-036	06/28/18	\$ 1,692,826	\$ -	
Western Placer Unified	Placer	Glen Edwards Middle	50/66951-00-010	06/29/18	\$ 4,168,288	\$ -	
Fowler Unified	Fresno	Fowler High	50/62158-00-002	07/05/18	\$ 1,662,406	\$ -	
Guadalupe Union Elementary	Santa Barbara	Kermit McKenzie Junior High	50/69203-00-002	07/06/18	\$ 1,692,026	\$ -	
Irvine Unified	Orange	Cypress Village Elementary	50/73650-00-042	07/06/18	\$ 1,394,110	\$ -	
Irvine Unified	Orange	Woodbridge High	50/73650-00-043	07/06/18	\$ 3,041,419	\$ -	
Bakersfield City	Kern	Hort Elementary	50/63321-00-037	07/10/18	\$ 2,574,301	\$ -	
Bakersfield City	Kern	Bessie E Owens Intermediate	50/63321-00-038	07/12/18	\$ 1,416,427	\$ -	
Bakersfield City	Kern	Evergreen Elementary	50/63321-00-039	07/13/18	\$ 1,381,396	\$ -	
Merced City Elementary	Merced	Rudolph Rivera Elementary	50/65771-00-024	07/13/18	\$ 744,286	\$ -	
Imperial County Office of Education	Imperial	La Paloma Elementary	50/10132-01-005	07/16/18	\$ 117,011	\$ 117,011	
Imperial County Office of Education	Imperial	Cross Elementary	50/10132-02-002	07/16/18	\$ 234,022	\$ 234,022	
Imperial County Office of Education	Imperial	Calexico High	50/10132-03-006	07/16/18	\$ 234,022	\$ 234,022	
Imperial County Office of Education	Imperial	La Victoria Elementary	50/10132-03-007	07/16/18	\$ 351,032	\$ 351,032	
Imperial County Office of Education	Imperial	De Anza 9th Grade Academy	50/10132-03-008	07/16/18	\$ 351,032	\$ 351,032	
Fairfield-Suisun Unified	Solano	Fairview Elementary	50/70540-00-029	07/16/18	\$ 2,577,077	\$ -	
Liberty Elementary	Tulare	Liberty Elementary	50/71985-00-004	07/16/18	\$ 3,015,213	\$ -	
Gustine Unified	Merced	Gustine High	50/73619-00-006	07/16/18	\$ 2,092,598	\$ 2,092,598	
Hanford Elementary	Kings	Martin Luther King Jr Elementary	50/63917-00-004	07/19/18	\$ 2,798,162	\$ -	
Sequoia Union High	San Mateo	TIDE Academy	50/69062-01-009	07/19/18	\$ 17,996,168	\$ -	
Oxnard	Ventura	Emilie Ritche Elementary	50/72538-00-016	07/19/18	\$ 808,227	\$ -	
Oxnard	Ventura	Norman R Brekke Elementary	50/72538-00-017	07/19/18	\$ 645,848	\$ -	
Oxnard	Ventura	Christa McAuliffe Elementary	50/72538-00-018	07/19/18	\$ 863,865	\$ -	
Gustine Unified	Merced	Romero Elementary	50/73619-00-007	07/26/18	\$ 1,420,047	\$ 1,420,047	
Ripon Unified	San Joaquin	Colony Oak Elementary	50/68650-00-007	07/27/18	\$ 8,081,016	\$ -	
Oxnard	Ventura	Lemonwood Elementary	50/72538-00-019	07/27/18	\$ 1,937,447	\$ -	
Oxnard	Ventura	Elm Street Elementary	50/72538-00-020	07/27/18	\$ 832,824	\$ -	
Oxnard	Ventura	Thurgood Marshall Elementary	50/72538-00-021	07/27/18	\$ 957,376	\$ -	
Oxnard	Ventura	McKinna Elementary	50/72538-00-022	07/27/18	\$ 10,247,550	\$ -	
Oxnard	Ventura	McKinna Elementary	50/72538-00-023	07/27/18	\$ 960,061	\$ -	
Kern High	Kern	Frontier High	50/63529-00-011	07/30/18	\$ 4,390,293	\$ -	
Oxnard	Ventura	Ramona Elementary	50/72538-00-024	07/30/18	\$ 660,882	\$ -	
Irvine Unified	Orange	Springbrook Elementary	50/73650-00-044	07/30/18	\$ 1,626,156	\$ -	
Konocti Unified	Lake	Lower Lake Elementary	50/64022-00-002	08/06/18	\$ 350,352	\$ -	
Redlands Unified	San Bernardino	Mission Elementary	50/67843-00-009	08/06/18	\$ 532,726	\$ -	
Clovis Unified	Fresno	Reagan Elementary	50/62117-00-022	08/07/18	\$ 440,947	\$ -	
Clovis Unified	Fresno	Reyburn Intermediate	50/62117-00-023	08/07/18	\$ 441,108	\$ -	
Clovis Unified	Fresno	James S Fugman Elementary	50/62117-00-024	08/07/18	\$ 254,782	\$ -	
Atwater Elementary	Merced	Peggy Heller Elementary	50/65631-00-005	08/07/18	\$ 2,312,887	\$ -	
Tustin Unified	Orange	Robert Heideman Elementary	50/73643-00-022	08/07/18	\$ 1,447,625	\$ -	
Los Banos Unified	Merced	Pacheco High	50/65755-00-011	08/08/18	\$ 1,492,303	\$ -	
Southern Kern Unified	Kern	Tropico Middle	50/63776-00-004	08/09/18	\$ 11,870,062	\$ 11,870,062	
Los Banos Unified	Merced	Volta Elementary	50/65755-00-012	08/09/18	\$ 1,076,430	\$ -	
Pajaro Valley Unified	Santa Cruz	Aptos Junior High	50/69799-00-009	08/09/18	\$ 2,254,552	\$ -	
Pajaro Valley Unified	Santa Cruz	Valencia Elementary	50/69799-00-010	08/09/18	\$ 1,457,285	\$ -	
Chico Unified	Butte	Neal Dow Elementary	50/61424-00-007	08/10/18	\$ 1,589,066	\$ -	
Chico Unified	Butte	Marigold Elementary	50/61424-00-008	08/10/18	\$ 656,036	\$ -	
Chico Unified	Butte	Loma Vista	50/61424-00-009	08/10/18	\$ 667,338	\$ -	
Chico Unified	Butte	Shasta Elementary	50/61424-00-010	08/10/18	\$ 1,691,974	\$ -	
Albany City Unified	Alameda	Albany Middle	50/61127-00-003	08/13/18	\$ 4,492,118	\$ -	
Bakersfield City	Kern	New Elementary	50/63321-00-040	08/15/18	\$ 14,612,348	\$ 14,612,348	
Roberts Ferry Union Elementary	Stanislaus	Roberts Ferry Union Elementary	50/71233-00-002	08/15/18	\$ 537,066	\$ 537,066	
Monson-Sultana Joint Union Elementary	Tulare	Monson-Sultana Elementary	50/72009-00-003	08/15/18	\$ 1,324,540	\$ 1,324,540	
Willows Unified	Glenn	Murdock Elementary	50/62661-00-001	08/17/18	\$ 1,303,978	\$ -	

SFP APPLICATIONS
New Construction and Charter School Facilities Program
- Workload as of May 31, 2020 -

District	County	Site Name	Application Number	OPSC Date Received	Estimated State Grant (a)	Financial Hardship (b)	Notification Occurred**
Centinela Valley Union High	Los Angeles	Hawthorne High	50/64352-00-007	08/17/18	\$ 1,122,890	\$ -	
Anaheim Union High	Orange	Dale Junior High	50/66431-05-002	08/17/18	\$ 2,491,096	\$ -	
Anaheim Union High	Orange	Oxford Academy	50/66431-05-003	08/17/18	\$ 1,470,799	\$ -	
Corona-Norco Unified	Riverside	Dr Bernice Jameson Todd Academy	50/67033-00-044	08/17/18	\$ 5,996,385	\$ -	
Templeton Unified	San Luis Obispo	Templeton High	50/68841-00-002	08/17/18	\$ 3,406,620	\$ -	
Gustine Unified	Merced	Gustine Middle	50/73619-00-008	08/17/18	\$ 1,458,100	\$ 1,458,100	
Gustine Unified	Merced	Gustine Elementary	50/73619-00-009	08/17/18	\$ 1,433,571	\$ 1,433,571	
Irvine Unified	Orange	Canyon View Elementary	50/73650-00-045	08/17/18	\$ 932,595	\$ -	
Yuba County Office of Education	Yuba	Virginia School	50/10587-00-004	08/22/18	\$ 613,950	\$ 613,950	
Yuba County Office of Education	Yuba	Virginia School	50/10587-00-005	08/22/18	\$ 382,468	\$ 382,468	
Corona-Norco Unified	Riverside	Rondo Elementary	50/67033-00-045	08/22/18	\$ 16,832,543	\$ -	
San Diego County Union High	San Diego	San Dieguito High Academy	50/68346-00-006***	08/23/18	\$ 6,836,372	\$ -	
Rocklin Unified	Placer	Elementary #12	50/75085-00-014***	08/23/18	\$ 16,135,519	\$ -	
San Carlos Elementary	San Mateo	San Carlos Charter Learning Center	50/69021-00-001***	08/24/18	\$ 5,939,528	\$ -	
Irvine Unified	Orange	Meadow Park Elementary	50/73650-00-046***	08/24/18	\$ 1,149,109	\$ -	
Irvine Unified	Orange	Brywood Elementary	50/73650-00-047***	08/24/18	\$ 1,094,082	\$ -	
Roseville City Elementary	Placer	Riego Creek Elementary	50/66910-00-015***	08/29/18	\$ 13,101,726	\$ -	
Tahoe-Truckee Unified	Placer	Kings Beach Elementary	50/66944-00-006***	08/29/18	\$ 1,810,817	\$ -	
Tahoe-Truckee Unified	Placer	Tahoe Truckee High	50/66944-00-007***	08/29/18	\$ 7,839,397	\$ -	
Tahoe-Truckee Unified	Placer	Donner Trail Elementary	50/66944-00-008***	08/29/18	\$ 564,411	\$ -	
Los Angeles Unified	Los Angeles	Castlebay Lane Elementary	50/64733-00-144***	08/30/18	\$ 2,539,262	\$ -	
Los Angeles Unified	Los Angeles	Latona Avenue Elementary	50/64733-00-145***	08/30/18	\$ 2,758,524	\$ -	
Los Angeles Unified	Los Angeles	Porter Ranch Community	50/64733-00-146***	08/30/18	\$ 3,054,672	\$ -	
Los Angeles Unified	Los Angeles	Normont Elementary	50/64733-00-147***	08/30/18	\$ 2,467,384	\$ -	
Los Angeles Unified	Los Angeles	Multnomah Street Elementary	50/64733-34-001***	08/30/18	\$ 2,490,317	\$ -	
Galt Joint Union High	Sacramento	Galt High	50/67355-00-006***	09/04/18	\$ 2,262,821	\$ -	
Los Angeles Unified	Los Angeles	Berendo Middle	50/64733-00-148***	09/05/18	\$ 2,756,321	\$ -	
Sacramento County Office of Education	Sacramento	New Community School	50/10348-00-004***	09/06/18	\$ 675,200	\$ 675,200	
Robla Elementary	Sacramento	Main Avenue Elementary	50/67421-00-001***	09/06/18	\$ 2,737,939	\$ -	
Robla Elementary	Sacramento	Main Avenue Elementary	50/67421-00-002***	09/06/18	\$ 1,707,611	\$ -	
Jacoby Creek Elementary	Humboldt	Jacoby Creek	50/62893-00-001***	09/07/18	\$ 347,010	\$ 347,010	
Tulare Joint Union High	Tulare	Tulare Union High	50/72249-00-004***	09/07/18	\$ 3,358,975	\$ -	
Stockton Unified	San Joaquin	Kennedy Elementary	50/68676-01-003***	09/10/18	\$ 6,750,094	\$ -	
Sanger Unified	Fresno	Ronald W Reagan Elementary	50/62414-00-023***	09/12/18	\$ 429,395	\$ -	
Brawley Elementary	Imperial	La Paloma	50/63073-00-002***	09/12/18	\$ 12,914,632	\$ -	
Los Angeles Unified	Los Angeles	Porter Ranch Community	50/64733-00-149***	09/12/18	\$ 3,478,337	\$ -	
Los Angeles Unified	Los Angeles	Crenshaw Senior High	51/64733-00-004*	09/17/18	\$ 3,570,460	\$ -	
Perris Elementary	Riverside	Innovative Horizons Charter	54/67199-00-002	02/27/20	\$ 913,512	\$ -	
Chico Unified	Butte	Nord Country	54/61424-00-005	03/30/20	\$ 401,165	\$ -	
John Swett Unified	Contra Costa	Carquinez Middle	51/61697-00-001*	05/14/20	\$ 5,822,997	\$ -	
Fullerton Joint Union High	Orange	Fullerton High	51/66514-00-001*	05/20/20	\$ 5,792,901	\$ -	

Summary of New Construction Funding	Total (in Dollars)
Estimated State Grant (Column F)	\$ 930,419,285
Financial Hardship (Column G)	\$ 153,659,046
Total of Estimated State Grant and Financial Hardship	\$ 1,084,078,332

New Construction Funding	Estimated State Grant	Financial Hardship
Funding Sub-totals	\$ 913,918,250	\$ 153,659,046
Facility Hardship - Non-Seismic		
Funding Total		\$ 1,067,577,297
Facility Hardship - Seismic	\$ 15,186,358	
Charter Schools	\$ 1,314,677	

(a) Represents estimated state share of project including excessive cost grants. Amounts shown have not been reviewed by OPSC for compliance with all School Facility Program requirements.

(b) Represents estimated financial hardship. Amounts shown have not been reviewed by OPSC for compliance with all School Facility Program requirements.

SFP APPLICATIONS
New Construction and Charter School Facilities Program
- Workload as of May 31, 2020 -

District	County	Site Name	Application Number	OPSC Date Received	Estimated State Grant (a)	Financial Hardship (b)	Notification Occurred**
----------	--------	-----------	--------------------	--------------------	---------------------------	------------------------	-------------------------

*Facility Hardship project requesting Seismic Mitigation Program funding.

** School districts have been notified that the Office of Public School Construction will begin processing the district's application in the near future.

*** These applications exceed the available bond authority. The applications were submitted prior to OPSC's notification to school districts to submit a school board resolution with the application.

SFP APPLICATIONS
 Modernization School Facilities Program
 - Workload as of May 31, 2020 -

District	County	Site Name	Application Number	OPSC Date Received	Estimated State Grant (a)	Financial Hardship (b)	Notification Occurred**
Newcastle Elementary	Placer	Newcastle Elementary	57/66852-00-002	02/07/17	\$ 80,508	\$ 53,672	6/11/2019
Los Angeles Unified	Los Angeles	Belmont Senior High	57/64733-11-013	06/06/17	\$ 1,992,944	\$ -	8/6/2019
Los Angeles Unified	Los Angeles	Loreto Street Elementary	57/64733-00-604	06/12/17	\$ 969,228	\$ -	8/6/2019
Los Angeles Unified	Los Angeles	West Vernon Avenue Elementary	57/64733-00-605	06/12/17	\$ 3,129,659	\$ -	8/6/2019
Los Angeles Unified	Los Angeles	Alphonso B Perez Special Education Center	57/64733-00-606	06/12/17	\$ 2,182,080	\$ -	8/6/2019
Los Angeles Unified	Los Angeles	Loren Miller Elementary	57/64733-00-607	06/12/17	\$ 2,062,559	\$ -	8/6/2019
Los Angeles Unified	Los Angeles	Marvin Elementary	57/64733-00-608	06/12/17	\$ 1,761,910	\$ -	8/6/2019
Los Angeles Unified	Los Angeles	Fairfax Senior High	57/64733-00-609	06/12/17	\$ 2,391,709	\$ -	8/6/2019
Los Angeles Unified	Los Angeles	Burton Street Elementary	57/64733-00-612	06/20/17	\$ 2,776,042	\$ -	8/6/2019
Los Angeles Unified	Los Angeles	State Street Elementary	57/64733-00-613	06/20/17	\$ 2,176,320	\$ -	8/6/2019
Los Angeles Unified	Los Angeles	Sherman Oaks Center for Enriched Studies	57/64733-00-614	06/20/17	\$ 2,125,578	\$ -	8/6/2019
Los Angeles Unified	Los Angeles	Parthenia Street Elementary	57/64733-00-615	06/20/17	\$ 2,387,217	\$ -	8/6/2019
Los Angeles Unified	Los Angeles	James Monroe High	57/64733-00-616	06/20/17	\$ 1,784,276	\$ -	8/6/2019
Los Angeles Unified	Los Angeles	Robert Louis Stevenson Middle	57/64733-05-017	06/20/17	\$ 1,225,590	\$ -	8/6/2019
Twin Rivers Unified	Sacramento	Foothill High	57/76505-00-045	06/21/17	\$ 215,624	\$ -	9/4/2019
Twin Rivers Unified	Sacramento	Orchard Elementary	57/76505-00-048	06/21/17	\$ 677,836	\$ -	9/4/2019
Twin Rivers Unified	Sacramento	D. W. Babcock Elementary	57/76505-00-068	06/21/17	\$ 12,100	\$ -	9/4/2019
Los Angeles Unified	Los Angeles	Elizabeth Learning Center	57/64733-00-617	07/06/17	\$ 1,635,587	\$ -	9/4/2019
Los Angeles Unified	Los Angeles	Sylmar Senior High	57/64733-00-618	07/06/17	\$ 3,027,167	\$ -	9/4/2019
Los Angeles Unified	Los Angeles	Griffith Middle	57/64733-00-619	07/06/17	\$ 3,023,576	\$ -	9/4/2019
Los Angeles Unified	Los Angeles	Hoover Street Elementary	57/64733-00-620	07/18/17	\$ 2,493,434	\$ -	9/4/2019
Los Angeles Unified	Los Angeles	Griffin Avenue Elementary	57/64733-00-621	07/18/17	\$ 1,748,486	\$ -	9/4/2019
Los Angeles Unified	Los Angeles	El Sereno Middle	57/64733-34-016	07/18/17	\$ 467,371	\$ -	9/4/2019
Los Angeles Unified	Los Angeles	Reseda High	57/64733-39-008	07/18/17	\$ 1,622,731	\$ -	9/4/2019
Los Angeles Unified	Los Angeles	Dana (Richard Henry) Middle	57/64733-20-019	07/25/17	\$ 1,049,442	\$ -	9/4/2019
Twin Rivers Unified	Sacramento	Noralto Elementary	57/76505-00-050	07/28/17	\$ 912,660	\$ -	9/4/2019
Los Angeles Unified	Los Angeles	White Point Elementary	57/64733-00-624	08/01/17	\$ 1,863,739	\$ -	9/4/2019
Sequoia Union High	San Mateo	Redwood High	57/69062-00-037	08/03/17	\$ 560,989	\$ -	10/2/2019
Larkspur Elementary	Marin	Neil Cummins Elementary	57/65367-00-007	08/14/17	\$ 754,398	\$ -	10/2/2019
Los Angeles Unified	Los Angeles	Coldwater Canyon Elementary	57/64733-00-629	08/16/17	\$ 2,719,964	\$ -	10/2/2019
Los Angeles Unified	Los Angeles	San Fernando Senior High	57/64733-73-005	08/16/17	\$ 4,443,145	\$ -	10/2/2019
Escondido Union	San Diego	Quantum Academy	57/68098-00-013	08/16/17	\$ 985,189	\$ -	10/2/2019
Merced River Union Elementary	Merced	Washington Elementary	57/73726-00-001	08/17/17	\$ 112,778	\$ 75,186	10/2/2019
McSwain Union Elementary	Merced	McSwain Elementary	57/65763-00-003	08/18/17	\$ 161,469	\$ 107,646	10/2/2019
Burbank Unified	Los Angeles	Thomas Jefferson Elementary	57/64337-00-018	08/22/17	\$ 138,270	\$ -	10/2/2019
Los Angeles Unified	Los Angeles	Markham (Edwin) Middle	57/64733-00-630	08/30/17	\$ 1,804,655	\$ -	11/1/2019
Los Angeles Unified	Los Angeles	Bell Senior High	57/64733-00-631	08/30/17	\$ 2,084,470	\$ -	11/1/2019
Rincon Valley Union Elementary	Sonoma	Matanzas Elementary	57/70896-00-012	08/31/17	\$ 666,550	\$ -	11/1/2019
Central Union Elementary	Kings	Akers Elementary	57/63883-00-001	09/01/17	\$ 434,796	\$ 289,864	11/1/2019
Palo Verde Union Elementary	Tulare	Palo Verde Elementary	57/72033-00-002	09/01/17	\$ 30,247	\$ 20,164	11/1/2019
North Monterey County Unified	Monterey	North Monterey County High	57/73825-00-010	09/07/17	\$ 3,519,183	\$ -	11/1/2019
Sweetwater Union High	San Diego	Sweetwater High	57/68411-00-043	09/08/17	\$ 3,597,141	\$ -	11/1/2019
Sweetwater Union High	San Diego	Chula Vista Senior High	57/68411-00-045	09/08/17	\$ 3,194,421	\$ -	11/1/2019
Sweetwater Union High	San Diego	Mar Vista Middle	57/68411-00-046	09/08/17	\$ 1,406,447	\$ -	11/1/2019
Sweetwater Union High	San Diego	Mar Vista Senior High	57/68411-00-047	09/08/17	\$ 2,037,649	\$ -	11/1/2019
Sweetwater Union High	San Diego	Castle Park Senior High	57/68411-00-048	09/08/17	\$ 2,157,524	\$ -	11/1/2019
Twin Rivers Unified	Sacramento	Woodridge Elementary	57/76505-00-052	09/08/17	\$ 573,298	\$ -	11/1/2019
Twin Rivers Unified	Sacramento	Grant Union High	57/76505-00-054	09/08/17	\$ 1,915,763	\$ -	11/1/2019
Los Angeles Unified	Los Angeles	Robert Frost Middle	57/64733-00-632	09/13/17	\$ 5,038,547	\$ -	11/1/2019
Los Angeles Unified	Los Angeles	Hart Street Elementary	57/64733-00-633	09/13/17	\$ 676,654	\$ -	11/1/2019
Los Angeles Unified	Los Angeles	Alta Loma Elementary	57/64733-10-003	09/13/17	\$ 820,154	\$ -	11/1/2019
Escondido Union	San Diego	Mission Middle	57/68098-00-014	09/14/17	\$ 3,201,633	\$ -	11/1/2019
Weaver Union	Merced	Weaver Middle	57/65862-00-002	09/15/17	\$ 2,210,240	\$ -	11/1/2019
Los Angeles Unified	Los Angeles	Capistrano Avenue Elementary	57/64733-00-634	09/20/17	\$ 1,204,765	\$ -	11/1/2019
Newport-Mesa Unified	Orange	Roy O. Andersen Elementary	57/66597-00-042	09/20/17	\$ 255,268	\$ -	11/1/2019
Burbank Unified	Los Angeles	Bret Harte Elementary	57/64337-00-019	09/21/17	\$ 138,270	\$ -	11/1/2019
Victor Elementary	San Bernardino	Village Elementary	57/67918-00-006	09/25/17	\$ 871,723	\$ -	11/1/2019
Yreka Union High	Siskiyou	Yreka High	57/70516-00-003	09/25/17	\$ 750,864	\$ 500,576	11/1/2019
Norwalk-La Mirada Unified	Los Angeles	John H. Glenn High	57/64840-00-027	10/04/17	\$ 1,520,177	\$ -	1/6/2020
Norwalk-La Mirada Unified	Los Angeles	Corvallis Middle	57/64840-00-028	10/06/17	\$ 1,587,197	\$ -	1/6/2020
Norwalk-La Mirada Unified	Los Angeles	Reginald M. Benton Middle	57/64840-00-029	10/06/17	\$ 784,751	\$ -	1/6/2020
Los Angeles Unified	Los Angeles	Emelita Street Elementary	57/64733-00-635	10/11/17	\$ 1,075,775	\$ -	1/6/2020

SFP APPLICATIONS
 Modernization School Facilities Program
 - Workload as of May 31, 2020 -

District	County	Site Name	Application Number	OPSC Date Received	Estimated State Grant (a)	Financial Hardship (b)	Notification Occurred**
Escondido Union	San Diego	Orange Glen Elementary	57/68098-00-015	10/12/17	\$ 2,211,945	\$ -	1/6/2020
Firebaugh-Las Deltas Joint Unified	Fresno	Arthur E. Mills Intermediate	57/73809-00-005	10/12/17	\$ 937,217	\$ -	1/6/2020
Cutler-Orosi Joint Unified	Tulare	Orosi High	57/71860-00-009	10/16/17	\$ 505,872	\$ 337,248	1/6/2020
Burbank Unified	Los Angeles	R. L. Stevenson Elementary	57/64337-00-020	10/17/17	\$ 605,944	\$ -	1/6/2020
Los Angeles Unified	Los Angeles	Palms Middle	57/64733-00-636	10/17/17	\$ 3,047,951	\$ -	1/6/2020
Southern Humboldt Joint Unified	Humboldt	Redway Elementary	57/63040-00-002	10/18/17	\$ 1,701,739	\$ -	1/6/2020
Newhall Elementary	Los Angeles	Peachland Avenue Elementary	57/64832-00-005	10/19/17	\$ 1,460,819	\$ -	1/6/2020
Columbia Elementary	Shasta	Columbia Elementary	57/69948-00-002	10/20/17	\$ 2,262,817	\$ -	1/6/2020
Los Angeles Unified	Los Angeles	Broadous Elementary	57/64733-00-637	10/25/17	\$ 713,401	\$ -	1/6/2020
Anaheim Union High	Orange	Anaheim High	57/66431-00-016	10/25/17	\$ 6,422,590	\$ -	1/6/2020
Anaheim Union High	Orange	Cypress High	57/66431-00-017	10/25/17	\$ 3,942,420	\$ -	1/6/2020
Downey Unified	Los Angeles	Rio Hondo Elementary	57/64451-00-030	10/27/17	\$ 1,879,657	\$ -	1/6/2020
Gridley Unified	Butte	Sycamore Middle	57/75507-00-001	10/28/17	\$ 669,187	\$ -	6/11/2019
San Marcos Unified	San Diego	Alvin M. Dunn Elementary	57/73791-00-006	10/31/17	\$ 749,808	\$ -	1/6/2020
Los Angeles Unified	Los Angeles	Olive Vista Middle	57/64733-00-638	11/01/17	\$ 6,669,152	\$ -	2/26/2020
San Benito High	San Benito	San Benito High	57/67538-00-005	11/01/17	\$ 8,893,601	\$ -	2/26/2020
San Benito High	San Benito	San Benito High	57/67538-00-006	11/03/17	\$ 11,291,330	\$ -	2/26/2020
San Marcos Unified	San Diego	Alvin M. Dunn Elementary	57/73791-00-007	11/03/17	\$ 2,716,054	\$ -	2/26/2020
Jurupa Unified	Riverside	Mission Bell Elementary	57/67090-00-013	11/09/17	\$ 1,435,563	\$ -	2/26/2020
Chaffey Joint Union High	San Bernardino	Chaffey High	57/67652-00-006	11/09/17	\$ 21,161,925	\$ -	2/26/2020
Armona Union Elementary	Kings	Armona Elementary	57/63875-00-002	11/13/17	\$ 366,389	\$ 244,260	2/26/2020
Romoland Elementary	Riverside	Romoland Elementary	57/67231-00-002	11/14/17	\$ 2,021,328	\$ -	2/26/2020
Visalia Unified	Tulare	Mineral King Elementary	57/72256-00-022	11/16/17	\$ 4,085,803	\$ -	2/26/2020
Muroc Joint Unified	Kern	Bailey Avenue Elementary	57/63685-00-009	11/22/17	\$ 348,035	\$ 232,023	2/26/2020
Elk Grove Unified	Sacramento	Franklin High	57/67314-00-020	11/28/17	\$ 1,131,367	\$ -	2/26/2020
San Jacinto Unified	Riverside	San Jacinto High	57/67249-00-008	11/29/17	\$ 2,089,406	\$ -	2/26/2020
Corona-Norco Unified	Riverside	Centennial High	57/67033-00-017	11/30/17	\$ 1,344,548	\$ -	2/26/2020
Fullerton Joint Union High	Orange	Fullerton Union High	57/66514-00-018	12/01/17	\$ 981,045	\$ -	2/26/2020
Millville Elementary	Shasta	Millville Elementary	57/70052-00-003	12/04/17	\$ 678,155	\$ 452,103	2/26/2020
Los Angeles Unified	Los Angeles	La Salle Avenue Elementary	57/64733-00-639	12/05/17	\$ 3,367,284	\$ -	2/26/2020
Elk Grove Unified	Sacramento	Laguna Creek High	57/67314-00-021	12/05/17	\$ 3,491,746	\$ -	2/26/2020
Buena Park Elementary	Orange	Buena Park Junior High	57/66456-00-008	12/07/17	\$ 2,068,018	\$ -	2/26/2020
Buena Park Elementary	Orange	Carl E. Gilbert Elementary	57/66456-00-009	12/07/17	\$ 1,114,370	\$ -	2/26/2020
Buena Park Elementary	Orange	James A. Whitaker Elementary	57/66456-00-010	12/07/17	\$ 1,570,372	\$ -	2/26/2020
Buena Park Elementary	Orange	Charles G. Emery Elementary	57/66456-00-011	12/07/17	\$ 997,188	\$ -	2/26/2020
Buena Park Elementary	Orange	Mabel L. Pendleton Elementary	57/66456-00-012	12/07/17	\$ 1,104,993	\$ -	2/26/2020
Centralia Elementary	Orange	Centralia Elementary	57/66472-00-010	12/07/17	\$ 1,644,013	\$ -	2/26/2020
San Bernardino City Unified	San Bernardino	Muscoy Elementary	57/67876-00-106	12/07/17	\$ 509,155	\$ -	2/26/2020
San Ysidro Elementary	San Diego	Smythe Elementary	57/68379-00-002	12/07/17	\$ 3,108,949	\$ -	2/26/2020
San Ysidro Elementary	San Diego	La Mirada Elementary	57/68379-00-003	12/07/17	\$ 2,652,962	\$ -	2/26/2020
Santa Ynez Valley Union High	Santa Barbara	Santa Ynez Valley Union High	57/69328-00-001	12/07/17	\$ 9,557,589	\$ -	2/26/2020
Buena Park Elementary	Orange	Arthur F. Corey Elementary	57/66456-00-013	12/15/17	\$ 1,132,892	\$ -	2/26/2020
Buena Park Elementary	Orange	Gordon H. Beatty Elementary	57/66456-00-014	12/15/17	\$ 1,300,307	\$ -	2/26/2020
Trinity Alps Unified	Trinity	Trinity High	57/76513-00-001	12/15/17	\$ 3,719,508	\$ -	2/26/2020
Downey Unified	Los Angeles	Gaudin Elementary	57/64451-00-031	12/18/17	\$ 1,809,488	\$ -	2/26/2020
San Marino Unified	Los Angeles	Huntington Middle	57/64964-00-008	12/20/17	\$ 2,431,828	\$ -	3/4/2020
Del Mar Union Elementary	San Diego	Carmel Del Mar Elementary	57/68056-00-004	12/22/17	\$ 2,376,647	\$ -	3/4/2020
Lowell Joint	Los Angeles	Olita Elementary	57/64766-00-001	12/26/17	\$ 3,060,024	\$ -	3/4/2020
Irvine Unified	Orange	Stone Creek Elementary	57/73650-00-024	12/26/17	\$ 1,411,210	\$ -	3/4/2020
Hayward Unified	Alameda	Hayward High	57/61192-00-003	12/28/17	\$ 9,871,566	\$ -	3/4/2020
Hayward Unified	Alameda	Tennyson High	57/61192-00-004	12/28/17	\$ 2,954,628	\$ -	3/4/2020
Hayward Unified	Alameda	Mt Eden High	57/61192-00-005	12/28/17	\$ 10,564,457	\$ -	3/4/2020
Clovis Unified	Fresno	Buchanan High	57/62117-00-056	01/02/18	\$ 10,402,026	\$ -	3/4/2020
Cypress Elementary	Orange	Margaret Landell Elementary	57/66480-00-006	01/02/18	\$ 988,220	\$ -	3/4/2020
Elk Grove Unified	Sacramento	Valley High	57/67314-00-022	01/04/18	\$ 1,570,493	\$ -	3/4/2020
Jurupa Unified	Riverside	Rubidoux High	57/67090-00-014	01/08/18	\$ 5,548,044	\$ -	3/4/2020
Buellton Union Elementary	Santa Barbara	Jonata Middle	57/69138-00-002	01/08/18	\$ 1,405,957	\$ -	3/4/2020
Butteville Union Elementary	Siskiyou	Butteville Elementary	57/70201-00-002	01/08/18	\$ 93,592	\$ 62,394	3/4/2020
William S. Hart Union High	Los Angeles	Placerita Junior High	57/65136-00-010	01/16/18	\$ 1,492,386	\$ -	3/4/2020
Alhambra Unified	Los Angeles	Repetto Elementary	57/75713-00-028	01/16/18	\$ 2,931,994	\$ -	3/4/2020
Alhambra Unified	Los Angeles	Monterey Highlands Elementary	57/75713-00-029	01/16/18	\$ 1,706,453	\$ -	3/4/2020
San Ramon Valley Unified	Contra Costa	Stone Valley Middle	57/61804-00-032	01/17/18	\$ 4,133,251	\$ -	3/4/2020

SFP APPLICATIONS
 Modernization School Facilities Program
 - Workload as of May 31, 2020 -

District	County	Site Name	Application Number	OPSC Date Received	Estimated State Grant (a)	Financial Hardship (b)	Notification Occurred**
Monson-Sultana Joint Union Elementary	Tulare	Monson-Sultana Elementary	5772009-00-002	01/22/18	\$ 118,375	\$ 78,917	3/4/2020
Elk Grove Unified	Sacramento	Sierra-Enterprise Elementary	57/67314-00-023	01/24/18	\$ 1,549,084	\$ -	3/4/2020
Merced City Elementary	Merced	Luther Burbank Elementary	57/65771-00-015	01/25/18	\$ 1,852,259	\$ -	3/4/2020
Elk Grove Unified	Sacramento	Florin High	57/67314-00-024	01/25/18	\$ 5,258,009	\$ -	3/4/2020
Irvine Unified	Orange	Irvine High	57/73650-00-025	01/25/18	\$ 3,874,257	\$ -	3/4/2020
Irvine Unified	Orange	University High	57/73650-00-026	01/25/18	\$ 654,092	\$ -	3/4/2020
Los Angeles Unified	Los Angeles	George Washington Carver Middle	57/64733-00-640	02/07/18	\$ 4,864,058	\$ -	3/4/2020
Los Angeles Unified	Los Angeles	Harrison Street Elementary	57/64733-00-641	02/12/18	\$ 1,904,407	\$ -	4/2/2020
Los Angeles Unified	Los Angeles	First Street Elementary	57/64733-00-642	02/12/18	\$ 2,634,671	\$ -	4/2/2020
Los Angeles Unified	Los Angeles	Main Street Elementary	57/64733-00-643	02/12/18	\$ 8,234,489	\$ -	4/2/2020
San Diego Unified	San Diego	University City High	57/68338-00-230	02/13/18	\$ 12,621,539	\$ -	4/2/2020
Temecula Valley Unified	Riverside	Temecula Middle	57/75192-00-009	02/13/18	\$ 5,317,887	\$ -	4/2/2020
Atwater Elementary	Merced	Mitchell Intermediate	57/65631-00-007	02/15/18	\$ 5,526,380	\$ -	4/2/2020
Atwater Elementary	Merced	Bellevue Elementary	57/65631-00-008	02/15/18	\$ 467,043	\$ -	4/2/2020
Grossmont Union High	San Diego	Granite Hills High	57/68130-00-027	02/15/18	\$ 619,301	\$ -	4/2/2020
Twin Rivers Unified	Sacramento	Warren A Allison Elementary	57/76505-00-055	02/16/18	\$ 644,619	\$ -	4/2/2020
Twin Rivers Unified	Sacramento	Westside Elementary	57/76505-00-056	02/16/18	\$ 1,170,571	\$ -	4/2/2020
Los Angeles Unified	Los Angeles	Nobel Junior Magnet Center	57/64733-00-644	02/20/18	\$ 2,641,139	\$ -	4/2/2020
Los Angeles Unified	Los Angeles	Wilmington Middle	57/64733-00-645	02/20/18	\$ 1,404,708	\$ -	4/2/2020
Los Angeles Unified	Los Angeles	Albion Street Elementary	57/64733-00-647	02/20/18	\$ 2,199,699	\$ -	4/2/2020
Los Angeles Unified	Los Angeles	Edwin Markham Middle	57/64733-00-648	02/20/18	\$ 2,487,925	\$ -	4/2/2020
Los Angeles Unified	Los Angeles	Florence Nightingale Middle	57/64733-08-007	02/20/18	\$ 2,028,913	\$ -	4/2/2020
Los Angeles Unified	Los Angeles	Haddon Avenue Elementary	57/64733-28-017	02/20/18	\$ 536,406	\$ -	4/2/2020
Los Angeles Unified	Los Angeles	Glenn Hammond Curtiss Middle	57/64733-32-023	02/20/18	\$ 930,225	\$ -	4/2/2020
Los Angeles Unified	Los Angeles	Jordan High School Magnet	57/64733-68-008	02/20/18	\$ 2,284,577	\$ -	4/2/2020
Twin Rivers Unified	Sacramento	Rio Linda High	57/76505-00-057	02/20/18	\$ 1,687,709	\$ -	4/2/2020
Kentfield Elementary	Marin	Adaline E Kent Middle	57/65334-00-003	02/26/18	\$ 1,206,043	\$ -	4/2/2020
Los Angeles Unified	Los Angeles	Robert F Kennedy Elementary	57/64733-00-649	02/27/18	\$ 526,280	\$ -	4/2/2020
Los Angeles Unified	Los Angeles	Sixty-Eighth Street Elementary	57/64733-00-650	02/27/18	\$ 1,012,789	\$ -	4/2/2020
Los Angeles Unified	Los Angeles	Ulysses S Grant Senior High	57/64733-00-651	02/27/18	\$ 2,313,254	\$ -	4/2/2020
Los Angeles Unified	Los Angeles	Bell Senior High	57/64733-00-652	02/27/18	\$ 2,904,452	\$ -	4/2/2020
San Ramon Valley Unified	Contra Costa	California High	57/61804-00-033	03/01/18	\$ 920,156	\$ -	4/2/2020
Irvine Unified	Orange	Eastshore Elementary	57/73650-00-027	03/02/18	\$ 694,305	\$ -	4/2/2020
Irvine Unified	Orange	Springbrook Elementary	57/73650-00-028	03/02/18	\$ 3,097,577	\$ -	4/2/2020
Irvine Unified	Orange	Westpark Elementary	57/73650-00-029	03/02/18	\$ 3,415,758	\$ -	4/2/2020
Los Angeles Unified	Los Angeles	Rowan Avenue Elementary	57/64733-00-653	03/07/18	\$ 3,054,459	\$ -	4/2/2020
Los Angeles Unified	Los Angeles	Kester Avenue Elementary	57/64733-00-654	03/07/18	\$ 837,340	\$ -	4/2/2020
Los Angeles Unified	Los Angeles	Chandler Elementary School	57/64733-00-655	03/07/18	\$ 552,849	\$ -	4/2/2020
Los Angeles Unified	Los Angeles	Locke High School	57/64733-00-656	03/07/18	\$ 2,788,345	\$ -	4/2/2020
Los Angeles Unified	Los Angeles	Eagle Rock High	57/64733-00-657	03/07/18	\$ 5,881,556	\$ -	4/2/2020
Los Angeles Unified	Los Angeles	Woodrow Wilson Senior High	57/64733-00-658	03/07/18	\$ 3,778,899	\$ -	4/2/2020
Los Angeles Unified	Los Angeles	John F Kennedy High	57/64733-00-659	03/07/18	\$ 1,186,141	\$ -	4/2/2020
Los Angeles Unified	Los Angeles	John Marshall Senior High	57/64733-12-010	03/07/18	\$ 2,007,360	\$ -	4/2/2020
Los Angeles Unified	Los Angeles	Western Avenue Elementary	57/64733-25-011	03/07/18	\$ 3,032,859	\$ -	4/2/2020
Los Angeles Unified	Los Angeles	Gault Street Elementary	57/64733-37-007	03/07/18	\$ 370,632	\$ -	4/2/2020
Los Angeles Unified	Los Angeles	Bonita Street Elementary	57/64733-54-026	03/07/18	\$ 572,611	\$ -	4/2/2020
South San Francisco Unified	San Mateo	Monte Verde Elementary	57/69070-00-016	03/09/18	\$ 983,845	\$ -	
Delano Union Elementary	Kern	Del Vista Elementary	57/63404-00-003	03/13/18	\$ 3,013,353	\$ 2,008,902	
Dinuba Unified	Tulare	Roosevelt Elementary	57/75531-00-011	03/13/18	\$ 1,548,789	\$ 1,032,526	
Los Angeles Unified	Los Angeles	McKinley Avenue Elementary	57/64733-00-660	03/14/18	\$ 348,676	\$ -	
Los Angeles Unified	Los Angeles	Taft (William Howard) High	57/64733-00-661	03/14/18	\$ 721,067	\$ -	
Los Angeles Unified	Los Angeles	Benjamin Franklin Senior High	57/64733-00-662	03/14/18	\$ 797,799	\$ -	
Los Angeles Unified	Los Angeles	Hollywood Senior High	57/64733-00-663	03/14/18	\$ 6,482,058	\$ -	
Los Angeles Unified	Los Angeles	Reseda Elementary	57/64733-00-664	03/14/18	\$ 1,482,368	\$ -	
Los Angeles Unified	Los Angeles	James Monroe High	57/64733-00-665	03/14/18	\$ 2,292,973	\$ -	
Los Angeles Unified	Los Angeles	South Gate Middle	57/64733-16-012	03/14/18	\$ 1,154,193	\$ -	
Los Angeles Unified	Los Angeles	Van Nuys Senior High	57/64733-27-010	03/14/18	\$ 6,339,910	\$ -	
Los Angeles Unified	Los Angeles	Grover Cleveland High	57/64733-41-007	03/14/18	\$ 4,262,185	\$ -	
Los Angeles Unified	Los Angeles	Pacific Boulevard	57/64733-74-002	03/14/18	\$ 747,956	\$ -	
Gerber Union Elementary	Tehama	Gerber Elementary	57/71548-00-002	03/15/18	\$ 116,939	\$ 77,959	
Twin Rivers Unified	Sacramento	Madison Elementary	57/76505-00-058	03/15/18	\$ 1,189,769	\$ -	
Temecula Valley Unified	Riverside	Paloma Elementary	57/75192-00-010	03/20/18	\$ 1,520,714	\$ -	

SFP APPLICATIONS
 Modernization School Facilities Program
 - Workload as of May 31, 2020 -

District	County	Site Name	Application Number	OPSC Date Received	Estimated State Grant (a)	Financial Hardship (b)	Notification Occurred**
Temecula Valley Unified	Riverside	Red Hawk Elementary	57/75192-00-011	03/20/18	\$ 2,813,360	\$ -	
Temecula Valley Unified	Riverside	Pauba Valley Elementary	57/75192-00-012	03/20/18	\$ 1,520,714	\$ -	
Long Beach Unified	Los Angeles	Roosevelt Elementary	57/64725-05-001	03/21/18	\$ 6,227,165	\$ -	
Los Angeles Unified	Los Angeles	Belmont Senior High	57/64733-00-666	03/21/18	\$ 2,606,931	\$ -	
Los Angeles Unified	Los Angeles	Balboa Gifted/High Ability Magnet Elementary	57/64733-00-667	03/21/18	\$ 784,830	\$ -	
Los Angeles Unified	Los Angeles	Millikan Middle	57/64733-00-668	03/21/18	\$ 956,714	\$ -	
Los Angeles Unified	Los Angeles	Lull Special Education	57/64733-00-669	03/21/18	\$ 696,153	\$ -	
Los Angeles Unified	Los Angeles	52nd Street Elementary	57/64733-00-670	03/21/18	\$ 2,152,602	\$ -	
Mother Lode Union Elementary	El Dorado	Indian Creek Elementary	57/61929-00-005	03/22/18	\$ 2,336,628	\$ -	
Waugh Elementary	Sonoma	Meadow Elementary	57/70995-00-001	03/22/18	\$ 1,033,178	\$ -	
Benicia Unified	Solano	Joe Henderson Elementary	57/70524-00-010	03/23/18	\$ 724,721	\$ -	
Benicia Unified	Solano	Benicia Middle	57/70524-00-011	03/26/18	\$ 830,584	\$ -	
Benicia Unified	Solano	Matthew Turner Elementary	57/70524-00-012	03/26/18	\$ 787,575	\$ -	
Los Angeles Unified	Los Angeles	El Camino Real High	57/64733-44-006	03/28/18	\$ 1,071,828	\$ -	
Livingston Union	Merced	Campus Park Elementary	57/65748-00-003	03/28/18	\$ 1,398,819	\$ -	
Livingston Union	Merced	Selma Herndon Elementary	57/65748-00-004	03/28/18	\$ 1,233,166	\$ -	
Livingston Union	Merced	Yamato Colony Elementary	57/65748-00-005	03/28/18	\$ 2,686,921	\$ -	
Cutler-Orosi Joint Unified	Tulare	Palm Elementary	57/71860-00-010	03/28/18	\$ 1,020,048	\$ -	
Cutler-Orosi Joint Unified	Tulare	Golden Valley Elementary	57/71860-00-011	03/28/18	\$ 3,172,443	\$ -	
Cutler-Orosi Joint Unified	Tulare	El Monte Middle	57/71860-00-012	03/28/18	\$ 1,744,081	\$ -	
Dublin Unified	Alameda	Dublin High	57/75093-00-010	03/28/18	\$ 9,246,629	\$ -	
Temple City Unified	Los Angeles	Longden Elementary	57/65052-00-012	03/30/18	\$ 4,207,743	\$ -	
Alvord Unified	Riverside	Valley View Elementary	57/66977-00-019	03/30/18	\$ 1,134,030	\$ -	
Santa Ynez Valley Union High	Santa Barbara	Santa Ynez Valley Union High	57/69328-00-002	03/30/18	\$ 9,690,985	\$ -	
Delano Union Elementary	Kern	Albany Park Elementary	57/63404-00-004	04/02/18	\$ 2,143,037	\$ 1,428,691	
Delano Union Elementary	Kern	Nueva Vista Language Academy	57/63404-00-005	04/02/18	\$ 2,479,934	\$ 1,653,289	
Standard Elementary	Kern	Standard Middle	57/63792-00-002	04/02/18	\$ 6,160,251	\$ -	
Buckeye Union Elementary	El Dorado	Blue Oak Elementary	57/61838-00-008	04/03/18	\$ 2,975,476	\$ -	
Los Angeles Unified	Los Angeles	Venice Senior High	57/64733-00-671	04/04/18	\$ 7,404,266	\$ -	
Los Angeles Unified	Los Angeles	San Fernando Middle	57/64733-28-016	04/04/18	\$ 2,280,771	\$ -	
Benicia Unified	Solano	Mary Farmar Elementary	57/70524-00-013	04/05/18	\$ 728,292	\$ -	
Benicia Unified	Solano	Robert Semple Elementary	57/70524-00-014	04/05/18	\$ 728,292	\$ -	
Los Angeles Unified	Los Angeles	Los Angeles Center for Enriched Studies	57/64733-00-672	04/11/18	\$ 3,988,704	\$ -	
San Bernardino City Unified	San Bernardino	San Andreas High	57/67876-00-107	04/11/18	\$ 646,695	\$ -	
Irvine Unified	Orange	Rancho San Joaquin Middle	57/73650-00-030	04/11/18	\$ 543,617	\$ -	
Mujroc Joint Unified	Kern	Bailey Avenue Elementary	57/63685-00-009	04/12/18	\$ 3,160,473	\$ 2,106,982	
Coalinga-Huron Unified	Fresno	Huron Elementary	57/62125-00-008	04/13/18	\$ 3,663,751	\$ -	
Davis Joint Unified	Yolo	Davis Senior High	57/72678-00-014	04/13/18	\$ 1,399,278	\$ -	
Benicia Unified	Solano	Benicia High	57/70524-00-015	04/16/18	\$ 3,765,446	\$ -	
Fullerton Joint Union High	Orange	Sunny Hills High	57/66514-00-019	04/17/18	\$ 98,846	\$ -	
Fullerton Joint Union High	Orange	Troy High	57/66514-00-020	04/17/18	\$ 1,713,218	\$ -	
Los Angeles Unified	Los Angeles	Chatsworth High	57/64733-00-673	04/18/18	\$ 4,929,033	\$ -	
Los Angeles Unified	Los Angeles	Lorena Street Elementary	57/64733-00-674	04/18/18	\$ 1,037,103	\$ -	
Los Angeles Unified	Los Angeles	Banning (Phineas) Senior High	57/64733-32-024	04/18/18	\$ 1,041,187	\$ -	
Clay Joint Elementary	Fresno	Clay Elementary	57/62109-00-003	04/19/18	\$ 772,104	\$ -	
Elk Grove Unified	Sacramento	Elk Grove Elementary	57/67314-00-025	04/23/18	\$ 1,016,091	\$ -	
Tahoe-Truckee Unified	Placer	Glenshire Elementary	57/66944-00-014	04/24/18	\$ 837,536	\$ -	
Sacramento City Unified	Sacramento	C K McClatchy High	57/67439-00-076	04/24/18	\$ 2,545,153	\$ -	
South San Francisco Unified	San Mateo	South San Francisco High	57/69070-00-017	04/24/18	\$ 746,113	\$ -	
Cupertino Union	Santa Clara	Cupertino Middle	57/69419-00-026	04/24/18	\$ 3,096,480	\$ -	
Cupertino Union	Santa Clara	Manuel De Vargas Elementary	57/69419-00-027	04/24/18	\$ 632,641	\$ -	
Cupertino Union	Santa Clara	Montclair Elementary	57/69419-00-028	04/24/18	\$ 647,975	\$ -	
Golden Plains Unified	Fresno	Tranquillity High	57/75234-00-005	04/24/18	\$ 1,386,105	\$ -	
Los Angeles Unified	Los Angeles	Verdugo Hills Senior High	57/64733-00-675	04/25/18	\$ 2,416,917	\$ -	
Los Angeles Unified	Los Angeles	Gridley Street Elementary	57/64733-00-676	04/25/18	\$ 1,095,306	\$ -	
Los Angeles Unified	Los Angeles	Sylmar Senior High	57/64733-00-677	04/25/18	\$ 866,850	\$ -	
Los Angeles Unified	Los Angeles	Taft (William Howard) Senior High	57/64733-00-678	04/25/18	\$ 1,124,582	\$ -	
Los Angeles Unified	Los Angeles	Reseda Elementary	57/64733-00-679	04/25/18	\$ 685,352	\$ -	
Los Angeles Unified	Los Angeles	Coldwater Canyon Elementary	57/64733-00-680	04/25/18	\$ 3,245,312	\$ -	
Los Angeles Unified	Los Angeles	Thomas Jefferson Senior High	57/64733-13-010	04/25/18	\$ 1,883,555	\$ -	
Los Angeles Unified	Los Angeles	Carson Senior High	57/64733-54-027	04/25/18	\$ 6,125,746	\$ -	
Lakeport Unified	Lake	Clear Lake High	57/64030-00-008	04/26/18	\$ 784,683	\$ -	

SFP APPLICATIONS
 Modernization School Facilities Program
 - Workload as of May 31, 2020 -

District	County	Site Name	Application Number	OPSC Date Received	Estimated State Grant (a)	Financial Hardship (b)	Notification Occurred**
Black Butte Union Elementary	Shasta	Black Butte Elementary	57/69880-00-003	05/01/18	\$ 796,401	\$ -	-
Los Angeles Unified	Los Angeles	Annalee Avenue Elementary	57/64733-00-681	05/02/18	\$ 668,195	\$ -	-
Los Angeles Unified	Los Angeles	Alexander Hamilton Senior High	57/64733-00-682	05/02/18	\$ 1,207,579	\$ -	-
Los Angeles Unified	Los Angeles	Walter Reed Middle	57/64733-00-683	05/02/18	\$ 1,630,748	\$ -	-
Los Angeles Unified	Los Angeles	Downtown Business High	57/64733-00-684	05/02/18	\$ 5,096,247	\$ -	-
Los Angeles Unified	Los Angeles	Joseph Le Conte Middle	57/64733-00-685	05/02/18	\$ 609,079	\$ -	-
Las Virgenes Unified	Los Angeles	Lupin Hill Elementary	57/64683-00-010	05/03/18	\$ 907,224	\$ -	-
Centinela Valley Union High	Los Angeles	Lawndale High	57/64352-00-007	05/04/18	\$ 1,666,540	\$ -	-
Golden Plains Unified	Fresno	Helm Elementary	57/75234-00-006	05/04/18	\$ 273,216	\$ -	-
South San Francisco Unified	San Mateo	Spruce Elementary	57/69070-00-018	05/07/18	\$ 963,293	\$ -	-
South San Francisco Unified	San Mateo	Ponderosa Elementary	57/69070-00-019	05/07/18	\$ 667,709	\$ -	-
Cupertino Union	Santa Clara	Nelson S Dilworth Elementary	57/69419-00-029	05/07/18	\$ 510,003	\$ -	-
Soquel Union Elementary	Santa Cruz	Soquel Elementary	57/69849-00-006	05/07/18	\$ 227,584	\$ -	-
Soquel Union Elementary	Santa Cruz	Santa Cruz Gardens Elementary	57/69849-00-007	05/07/18	\$ 45,993	\$ -	-
Soquel Union Elementary	Santa Cruz	Main Street Elementary	57/69849-00-008	05/07/18	\$ 484,424	\$ -	-
Kelseyville Unified	Lake	Kelseyville High	57/64014-00-002	05/08/18	\$ 3,235,923	\$ -	-
Visalia Unified	Tulare	Goshen Elementary	57/72256-00-023	05/08/18	\$ 1,637,692	\$ -	-
Visalia Unified	Tulare	Mt Whitney High	57/72256-00-024	05/08/18	\$ 1,606,243	\$ -	-
Visalia Unified	Tulare	Redwood High	57/72256-00-025	05/08/18	\$ 673,562	\$ -	-
Visalia Unified	Tulare	Royal Oaks Elementary	57/72256-00-026	05/08/18	\$ 859,384	\$ -	-
Norwalk-La Mirada Unified	Los Angeles	Julia B Morrison Elementary	57/64840-00-030	05/10/18	\$ 178,787	\$ -	-
Oxnard	Ventura	Harrington Elementary	57/72538-00-027	05/10/18	\$ 584,890	\$ -	-
Irvine Unified	Orange	Brywood Elementary	57/73650-00-031	05/10/18	\$ 2,870,668	\$ -	-
Hollister	San Benito	Rancho San Justo	57/67470-00-003	05/11/18	\$ 1,567,920	\$ -	-
Willows Unified	Glenn	Willows High	57/62661-00-005	05/15/18	\$ 2,842,688	\$ -	-
Los Angeles Unified	Los Angeles	Logan Street Elementary	57/64733-00-686	05/15/18	\$ 656,134	\$ -	-
Los Angeles Unified	Los Angeles	Humphreys Avenue Elementary	57/64733-00-687	05/15/18	\$ 6,897,346	\$ -	-
Los Angeles Unified	Los Angeles	Audubon Middle	57/64733-00-688	05/15/18	\$ 3,835,933	\$ -	-
Los Angeles Unified	Los Angeles	Francisco Bravo Medical Magnet High	57/64733-00-689	05/15/18	\$ 1,895,608	\$ -	-
Los Angeles Unified	Los Angeles	Loyola Village Elementary	57/64733-00-690	05/15/18	\$ 561,038	\$ -	-
Los Angeles Unified	Los Angeles	Theodore Roosevelt Senior High	57/64733-05-018	05/15/18	\$ 2,530,954	\$ -	-
Barstow Unified	San Bernardino	Skyline North Elementary	57/67611-00-002	05/16/18	\$ 2,775,233	\$ -	-
Twin Rivers Unified	Sacramento	Pacific Career and Technology High	57/76505-00-059	05/16/18	\$ 2,455,163	\$ -	-
Twin Rivers Unified	Sacramento	Hazel Strauch Elementary	57/76505-00-060	05/16/18	\$ 1,475,739	\$ -	-
Twin Rivers Unified	Sacramento	Sierra View Elementary	57/76505-00-061	05/16/18	\$ 662,000	\$ -	-
Twin Rivers Unified	Sacramento	Pioneer Elementary	57/76505-00-062	05/16/18	\$ 1,116,763	\$ -	-
Twin Rivers Unified	Sacramento	Kohler Elementary	57/76505-00-063	05/16/18	\$ 540,891	\$ -	-
Coalinga-Huron Unified	Fresno	Sunset Elementary	57/62125-00-009	05/17/18	\$ 1,901,985	\$ -	-
Coalinga-Huron Unified	Fresno	Henry F Bishop Elementary	57/62125-00-010	05/17/18	\$ 654,137	\$ -	-
Hollister	San Benito	Gabilan Hills	57/67470-00-004	05/17/18	\$ 896,187	\$ -	-
Gravenstein Union Elementary	Sonoma	Gravenstein Elementary	57/70714-00-003	05/17/18	\$ 2,144,261	\$ -	-
Wasco Union Elementary	Kern	Palm Avenue Elementary	57/63842-00-004	05/21/18	\$ 949,748	\$ 633,165	-
Elk Grove Unified	Sacramento	Union House Elementary	57/67314-00-026	05/21/18	\$ 1,603,056	\$ -	-
Tustin Unified	Orange	Robert Heideman Elementary	57/73643-00-022	05/21/18	\$ 2,913,416	\$ -	-
Konocti Unified	Lake	Konocti Education Center	57/64022-00-012	05/22/18	\$ 872,113	\$ -	-
Los Angeles Unified	Los Angeles	Charles Maclay Middle	57/64733-00-691	05/22/18	\$ 2,688,503	\$ -	-
Los Angeles Unified	Los Angeles	Forty-Ninth Street Elementary	57/64733-00-692	05/22/18	\$ 551,314	\$ -	-
Los Angeles Unified	Los Angeles	Apperson Street Elementary	57/64733-00-693	05/22/18	\$ 838,001	\$ -	-
Los Angeles Unified	Los Angeles	Los Angeles High	57/64733-00-694	05/22/18	\$ 3,975,731	\$ -	-
Los Angeles Unified	Los Angeles	Garden Grove Elementary	57/64733-00-695	05/22/18	\$ 711,536	\$ -	-
Round Valley Unified	Mendocino	Round Valley High	57/65607-00-001	05/22/18	\$ 1,003,579	\$ -	-
Round Valley Unified	Mendocino	Round Valley Elementary	57/65607-00-002	05/22/18	\$ 1,554,144	\$ -	-
Jurupa Unified	Riverside	Glen Avon Elementary	57/67090-00-015	05/22/18	\$ 3,271,033	\$ -	-
Grossmont Union High	San Diego	Valhalla High	57/68130-12-001	05/22/18	\$ 424,477	\$ -	-
San Dieguito Union High	San Diego	Torrey Pines High	57/68346-00-007	05/22/18	\$ 13,663,077	\$ -	-
Morgan Hill Unified	Santa Clara	Paradise Valley Engineering Academy	57/69583-00-012	05/22/18	\$ 2,318,970	\$ -	-
Morgan Hill Unified	Santa Clara	Paradise Valley Engineering Academy	57/69583-00-013	05/22/18	\$ 614,091	\$ -	-
Oxnard	Ventura	Lemonwood Elementary	57/72538-00-028	05/24/18	\$ 818,846	\$ -	-
Elk Grove Unified	Sacramento	John Reith Elementary	57/67314-00-027	05/25/18	\$ 2,635,486	\$ -	-
Los Angeles Unified	Los Angeles	Emerson (Ralph Waldo) Junior M	57/64733-00-696	05/29/18	\$ 1,002,746	\$ -	-
Los Angeles Unified	Los Angeles	Johnnie Cochran, Jr. Middle	57/64733-00-697	05/29/18	\$ 2,116,017	\$ -	-
Los Angeles Unified	Los Angeles	North Hollywood Senior High	57/64733-22-014	05/29/18	\$ 3,567,845	\$ -	-

SFP APPLICATIONS
 Modernization School Facilities Program
 - Workload as of May 31, 2020 -

District	County	Site Name	Application Number	OPSC Date Received	Estimated State Grant (a)	Financial Hardship (b)	Notification Occurred**
West Covina Unified	Los Angeles	West Covina High	57/65094-00-014	05/30/18	\$ 4,443,279	\$ -	-
San Juan Unified	Sacramento	Fair Oaks Elementary	57/67447-00-063	05/30/18	\$ 1,347,587	\$ -	-
Hollister	San Benito	R O Hardin Elementary	57/67470-00-005	05/30/18	\$ 4,306,262	\$ -	-
Atascadero Unified	San Luis Obispo	Santa Margarita Elementary	57/68700-00-007	05/30/18	\$ 2,043,520	\$ -	-
Santa Ana Unified	Orange	Washington Elementary	57/66670-00-053	05/31/18	\$ 4,236,001	\$ -	-
Cambrian	Santa Clara	Ida Price Middle	57/69385-00-014	06/04/18	\$ 2,259,551	\$ -	-
Cambrian	Santa Clara	Steindorf STEAM K-8 Magnet	57/69385-00-015	06/04/18	\$ 2,739,367	\$ -	-
Cambrian	Santa Clara	Bagby Elementary	57/69385-00-016	06/04/18	\$ 410,783	\$ -	-
Cambrian	Santa Clara	Farnham Elementary	57/69385-00-017	06/04/18	\$ 874,369	\$ -	-
Cambrian	Santa Clara	Fammatre Elementary	57/69385-00-018	06/04/18	\$ 884,080	\$ -	-
Dublin Unified	Alameda	Murray Elementary	57/75093-00-011	06/05/18	\$ 2,238,407	\$ -	-
Clovis Unified	Fresno	Lincoln Elementary	57/62117-00-057	06/06/18	\$ 616,620	\$ -	-
Dublin Unified	Alameda	Wells Middle	57/75093-00-012	06/06/18	\$ 1,048,020	\$ -	-
Dublin Unified	Alameda	Wells Middle	57/75093-00-013	06/06/18	\$ 1,870,401	\$ -	-
Dublin Unified	Alameda	Dublin Elementary	57/75093-00-014	06/06/18	\$ 2,924,401	\$ -	-
Galt Joint Union High	Sacramento	Galt High	57/67355-00-002	06/08/18	\$ 4,162,983	\$ -	-
San Bernardino City Unified	San Bernardino	San Bernardino High	57/67876-00-108	06/12/18	\$ 2,511,541	\$ -	-
Los Angeles Unified	Los Angeles	Cienega Elementary	57/64733-00-698	06/13/18	\$ 1,370,920	\$ -	-
Los Angeles Unified	Los Angeles	Canoga Park Senior High	57/64733-00-699	06/13/18	\$ 4,964,944	\$ -	-
Los Angeles Unified	Los Angeles	Harrison Street Elementary	57/64733-00-700	06/13/18	\$ 1,024,516	\$ -	-
Riverdale Joint Unified	Fresno	Riverdale Elementary	57/75408-00-006	06/14/18	\$ 690,356	\$ -	-
Tracy Joint Unified	San Joaquin	Central Elementary	57/75499-00-012	06/14/18	\$ 2,987,345	\$ -	-
Solana Beach Elementary	San Diego	Solana Highlands Elementary	57/68387-00-003	06/15/18	\$ 2,573,516	\$ -	-
Barstow Unified	San Bernardino	Barstow Fine Arts Academy (formerly Barstow Intermediate)	57/67611-00-003	06/18/18	\$ 4,053,288	\$ -	-
Pleasant View Elementary	Tulare	Pleasant View Elementary	57/72058-00-002	06/18/18	\$ 1,278,676	\$ 852,451	-
Twin Rivers Unified	Sacramento	Harmon Johnson Elementary	57/76505-00-064	06/19/18	\$ 4,102,973	\$ -	-
Centralia Elementary	Orange	George B Miller Elementary	57/66472-00-011	06/22/18	\$ 332,218	\$ -	-
Centralia Elementary	Orange	Raymond Temple Elementary	57/66472-00-012	06/22/18	\$ 687,831	\$ -	-
Grossmont Union High	San Diego	El Cajon Valley High	57/68130-00-028	06/22/18	\$ 3,143,831	\$ -	-
Sweetwater Union High	San Diego	Bonita Vista Middle	57/68411-00-049	06/25/18	\$ 1,419,295	\$ -	-
San Marcos Unified	San Diego	La Costa Meadows Elementary	57/73791-00-008	06/25/18	\$ 4,494,708	\$ -	-
Colton Joint Unified	San Bernardino	Michael D'Arcy Elementary	57/67686-00-025	06/26/18	\$ 607,820	\$ -	-
San Ramon Valley Unified	Contra Costa	California High	57/61804-00-034	06/28/18	\$ 3,194,794	\$ -	-
Clovis Unified	Fresno	Alta Sierra Intermediate	57/62117-00-058	06/28/18	\$ 4,357,733	\$ -	-
Santa Ana Unified	Orange	Garfield Elementary	57/66670-00-054	06/28/18	\$ 3,245,002	\$ -	-
Grossmont Union High	San Diego	West Hills High	57/68130-00-029	06/28/18	\$ 6,613,614	\$ -	-
Rescue Union Elementary	El Dorado	Lake Forest Elementary	57/61978-00-004	06/29/18	\$ 1,988,626	\$ -	-
Western Placer Unified	Placer	Glen Edwards Middle	57/66951-00-003	06/29/18	\$ 5,187,814	\$ -	-
Wright Elementary	Sonoma	J X Wilson Elementary	57/71035-00-003	07/03/18	\$ 290,190	\$ -	-
Hydesville Elementary	Humboldt	Hydesville Elementary	57/62885-00-002	07/06/18	\$ 259,295	\$ -	-
Elk Grove Unified	Sacramento	Samuel Jackman Middle	57/67314-00-028	07/09/18	\$ 3,294,373	\$ -	-
Elk Grove Unified	Sacramento	Eddy Middle School	57/67314-00-029	07/09/18	\$ 4,124,718	\$ -	-
Elk Grove Unified	Sacramento	David Reese Elementary	57/67314-00-030	07/09/18	\$ 1,585,986	\$ -	-
Elk Grove Unified	Sacramento	Jackson Elementary	57/67314-00-031	07/09/18	\$ 1,792,428	\$ -	-
Elk Grove Unified	Sacramento	Florin Elementary	57/67314-00-032	07/10/18	\$ 2,821,509	\$ -	-
Los Angeles Unified	Los Angeles	Dodson Middle School	57/64733-20-020	07/11/18	\$ 2,394,270	\$ -	-
Muroc Joint Unified	Kern	Boron Junior-Senior High	57/63685-00-010	07/12/18	\$ 3,108,287	\$ -	-
Del Norte County Unified	Del Norte	Joe Hamilton Elementary	57/61820-00-007	07/13/18	\$ 500,295	\$ -	-
Golden Plains Unified	Fresno	San Joaquin Elementary	57/75234-00-007	07/13/18	\$ 3,776,997	\$ -	-
Imperial County Office of Education	Imperial	De Anza 9th Grade Academy	57/10132-00-002	07/16/18	\$ 319,723	\$ 213,149	-
Elk Grove Unified	Sacramento	Florin High	57/67314-00-033	07/16/18	\$ 6,021,182	\$ -	-
Solana Beach Elementary	San Diego	Skyline Elementary	57/68387-00-004	07/17/18	\$ 591,537	\$ -	-
Firebaugh-Las Deltas Unified	Fresno	Firebaugh Middle	57/73809-00-006	07/17/18	\$ 513,079	\$ -	-
Norwalk-La Mirada Unified	Los Angeles	Los Alisos Middle	57/64840-00-031	07/18/18	\$ 1,508,943	\$ -	-
Fountain Valley Elementary	Orange	Masuda (Kazuo) Middle	57/66498-00-012	07/19/18	\$ 2,829,122	\$ -	-
La Honda-Pescadero Unified	San Mateo	La Honda Elementary	57/68940-00-001	07/19/18	\$ 769,626	\$ -	-
Sequoia Union High	San Mateo	Sequoia High	57/69062-00-038	07/19/18	\$ 2,850,756	\$ -	-
Franklin-McKinley Elementary	Santa Clara	Windmill Springs Elementary	57/69450-00-011	07/19/18	\$ 2,646,603	\$ -	-
Franklin-McKinley Elementary	Santa Clara	Windmill Springs Elementary	57/69450-00-012	07/19/18	\$ 577,483	\$ -	-
Torrance Unified	Los Angeles	Edward J Richardson Middle	57/65060-00-046	07/20/18	\$ 855,104	\$ -	-
Ocean View Elementary	Orange	Westmont Elementary	57/66613-00-023	07/20/18	\$ 148,414	\$ -	-
William S. Hart Union High	Los Angeles	Sierra Vista Junior High	57/65136-00-011	07/24/18	\$ 121,354	\$ -	-

SFP APPLICATIONS
 Modernization School Facilities Program
 - Workload as of May 31, 2020 -

District	County	Site Name	Application Number	OPSC Date Received	Estimated State Grant (a)	Financial Hardship (b)	Notification Occurred**
Fullerton Joint Union High	Orange	La Habra High	57/66514-00-021	07/24/18	\$ 964,915	\$ -	-
Atascadero Unified	San Luis Obispo	Atascadero High	57/68700-00-008	07/24/18	\$ 1,343,650	\$ -	-
Fairfield-Suisun Unified	Solano	Fairview Elementary	57/70540-00-018	07/24/18	\$ 2,802,793	\$ -	-
Fairfield-Suisun Unified	Solano	Grange Middle	57/70540-00-019	07/24/18	\$ 1,245,177	\$ -	-
Dublin Unified	Alameda	Dublin Elementary	57/75093-00-015	07/24/18	\$ 1,034,478	\$ -	-
Norwalk-La Mirada Unified	Los Angeles	Arlie F Hutchinson Middle	57/64840-00-032	07/26/18	\$ 790,339	\$ -	-
Norwalk-La Mirada Unified	Los Angeles	Gardenhill Elementary	57/64840-00-033	07/26/18	\$ 197,889	\$ -	-
Garden Grove Unified	Orange	Merton E Hill Elementary	57/66522-00-087	07/26/18	\$ 228,917	\$ -	-
Garden Grove Unified	Orange	C C Violette Elementary	57/66522-00-088	07/26/18	\$ 697,426	\$ -	-
Garden Grove Unified	Orange	Heritage Elementary	57/66522-00-089	07/26/18	\$ 794,110	\$ -	-
Oxnard Elementary	Ventura	Elm Street Elementary	57/72538-00-029	07/27/18	\$ 404,879	\$ -	-
Oxnard Elementary	Ventura	McKinna Elementary	57/72538-00-030	07/27/18	\$ 467,912	\$ -	-
Healdsburg Unified	Sonoma	Healdsburg Junior High	57/75390-00-003	07/30/18	\$ 2,573,598	\$ -	-
Healdsburg Unified	Sonoma	Healdsburg High	57/75390-00-004	07/30/18	\$ 5,546,148	\$ -	-
Barstow Unified	San Bernardino	Barstow Junior High	57/67611-00-004	07/31/18	\$ 5,061,294	\$ -	-
Natomas Unified	Sacramento	Jefferson Elementary	57/75283-00-005	07/31/18	\$ 2,663,525	\$ -	-
Los Angeles Unified	Los Angeles	Walnut Park Elementary	57/64733-00-701	08/01/18	\$ 454,404	\$ -	-
Los Angeles Unified	Los Angeles	Fairfax Senior High	57/64733-00-702	08/01/18	\$ 1,160,178	\$ -	-
Anaheim Union High	Orange	John F Kennedy High	57/66431-00-018	08/02/18	\$ 1,533,622	\$ -	-
Anaheim Union High	Orange	John F Kennedy High	57/66431-00-019	08/02/18	\$ 1,942,357	\$ -	-
Exeter Unified	Tulare	Wilson Middle	57/76836-00-001	08/02/18	\$ 988,148	\$ -	-
Konocti Unified	Lake	Lower Lake Elementary	57/64022-00-013	08/06/18	\$ 2,618,613	\$ -	-
Pomona Unified	Los Angeles	Alcott Elementary	57/64907-00-032	08/06/18	\$ 583,195	\$ -	-
Pomona Unified	Los Angeles	Washington Elementary	57/64907-00-033	08/07/18	\$ 1,677,895	\$ -	-
Newcastle Elementary	Placer	Newcastle Elementary	57/66852-00-002	08/07/18	\$ 756,513	\$ 504,342	-
Los Nietos Elementary	Los Angeles	Los Nietos Middle	57/64758-00-005	08/08/18	\$ 4,492,891	\$ -	-
Whittier City Elementary	Los Angeles	Walter F Dexter Middle	57/65110-00-014	08/08/18	\$ 4,321,829	\$ -	-
Saddleback Valley Unified	Orange	Portola Hills Elementary	57/73635-00-040	08/08/18	\$ 4,443,161	\$ -	-
Berkeley Unified	Alameda	John Muir Elementary	57/61143-00-018	08/09/18	\$ 2,594,312	\$ -	-
Chico Unified	Butte	Neal Dow Elementary	57/61424-00-006	08/10/18	\$ 2,038,050	\$ -	-
Chico Unified	Butte	Marigold Elementary	57/61424-00-007	08/10/18	\$ 2,585,715	\$ -	-
Chico Unified	Butte	Loma Vista	57/61424-00-008	08/10/18	\$ 246,682	\$ -	-
Chico Unified	Butte	Shasta Elementary	57/61424-00-009	08/10/18	\$ 2,133,364	\$ -	-
San Antonio Union Elementary	Monterey	San Antonio Elementary	57/66167-00-002	08/13/18	\$ 196,390	\$ -	-
Fruitvale Elementary	Kern	Discovery Elementary	57/63479-00-003	08/14/18	\$ 3,053,627	\$ -	-
Fruitvale Elementary	Kern	Quailwood Elementary	57/63479-00-004	08/14/18	\$ 98,944	\$ -	-
Fruitvale Elementary	Kern	Fruitvale Junior High	57/63479-00-005	08/14/18	\$ 944,020	\$ -	-
Roberts Ferry Union Elementary	Stanislaus	Roberts Ferry Union Elementary	57/71233-00-002	08/15/18	\$ 53,085	\$ 35,390	-
Los Angeles Unified	Los Angeles	Widney (Joseph Pomeroy) High	58/64733-00-004*	08/15/18	\$ 464,881	\$ -	-
Willows Unified	Glenn	Willows Intermediate	57/62661-00-006	08/17/18	\$ 587,603	\$ -	-
Willows Unified	Glenn	Murdock Elementary	57/62661-00-007	08/17/18	\$ 2,003,968	\$ -	-
Santa Ana Unified	Orange	George Washington Carver Elementary	57/66670-00-055	08/17/18	\$ 2,972,873	\$ -	-
Irvine Unified	Orange	Canyon View Elementary	57/73650-00-032	08/17/18	\$ 1,671,074	\$ -	-
Hughson Unified	Stanislaus	Emilie J Ross Middle	57/75549-00-004	08/17/18	\$ 422,593	\$ -	-
Hughson Unified	Stanislaus	Hughson Elementary	57/75549-00-005	08/17/18	\$ 1,813,478	\$ -	-
Central Union Elementary	Kings	Akers Elementary	57/63883-00-001	08/22/18	\$ 3,604,760	\$ 2,403,173	-
Central Union Elementary	Kings	R J Neutra Elementary	57/63883-00-002	08/22/18	\$ 334,924	\$ 223,283	-
Central Union Elementary	Kings	Central Elementary	57/63883-00-003	08/22/18	\$ 210,870	\$ 140,580	-
Central Union Elementary	Kings	Stratford Elementary	57/63883-00-004	08/22/18	\$ 204,582	\$ 136,388	-
San Dieguito Union High	San Diego	San Dieguito High Academy	57/68346-00-008	08/23/18	\$ 5,284,508	\$ -	-
Ballico-Cressey Elementary	Merced	Ballico Elementary	57/65649-00-001	08/24/18	\$ 1,457,146	\$ 971,431	-
Ballico-Cressey Elementary	Merced	Cressey Elementary	57/65649-00-002	08/24/18	\$ 796,291	\$ 530,861	-
Huntington Beach City Elementary	Orange	Ralph E Hawes Elementary	57/66530-00-019	08/24/18	\$ 878,806	\$ -	-
Tahoe-Truckee Unified	Placer	Kings Beach Elementary	57/66944-00-015	08/29/18	\$ 1,334,568	\$ -	-
Irvine Unified	Orange	Meadow Park Elementary	57/73650-00-033	08/29/18	\$ 2,526,142	\$ -	-
Lake Elementary	Glenn	Lake Elementary	57/62596-00-002	08/30/18	\$ 199,611	\$ 133,074	-
Rescue Union Elementary	El Dorado	Marina Village Middle	57/61978-00-005	08/31/18	\$ 3,517,807	\$ -	-
Nevada Joint Union High	Nevada	Bear River High	57/66357-00-011	08/31/18	\$ 1,701,785	\$ -	-
Nevada Joint Union High	Nevada	Nevada Union High	57/66357-00-012	08/31/18	\$ 2,688,984	\$ -	-
Galt Joint Union High	Sacramento	Galt High	57/67355-00-003	09/04/18	\$ 6,409,302	\$ -	-
Golden Plains Unified	Fresno	Tranquillity Elementary	57/75234-00-008	09/04/18	\$ 292,319	\$ -	-
Anaheim Union High	Orange	Dale Junior High	57/66431-00-020	09/05/18	\$ 2,140,488	\$ -	-

SFP APPLICATIONS
 Modernization School Facilities Program
 - Workload as of May 31, 2020 -

District	County	Site Name	Application Number	OPSC Date Received	Estimated State Grant (a)	Financial Hardship (b)	Notification Occurred**
Alta Loma Elementary	San Bernardino	Hermosa Elementary	57/67595-00-007	09/05/18	\$ 2,690,494	\$ -	-
Alta Loma Elementary	San Bernardino	Deer Canyon Elementary	57/67595-00-008	09/05/18	\$ 2,877,659	\$ -	-
Central Union High	Imperial	Southwest High	57/63115-00-004	09/06/18	\$ 1,517,899	\$ -	-
Robla Elementary	Sacramento	Main Avenue Elementary	57/67421-00-002	09/06/18	\$ 1,349,608	\$ -	-
Campbell Union High	Santa Clara	Branham High	57/69401-00-022	09/06/18	\$ 1,886,758	\$ -	-
Jacoby Creek Elementary	Humboldt	Jacoby Creek	57/62893-00-002	09/07/18	\$ 226,432	\$ 150,955	-
Twin Rivers Unified	Sacramento	Vineland Elementary	57/76505-00-065	09/07/18	\$ 987,407	\$ -	-
Clovis Unified	Fresno	Liberty Elementary	57/62117-00-059	09/10/18	\$ 2,193,297	\$ -	-
Ripon Unified	San Joaquin	Colony Oak Elementary	57/68650-00-004	09/10/18	\$ 2,462,491	\$ -	-
South San Francisco Unified	San Mateo	Westborough Middle	57/69070-00-020	09/12/18	\$ 304,412	\$ -	-
Gilroy Unified	Santa Clara	Gilroy High	57/69484-00-009	09/12/18	\$ 919,980	\$ -	-
Anaheim Union High	Orange	Savanna High	57/66431-00-022	09/13/18	\$ 3,673,572	\$ -	-
Tahoe-Truckee Unified	Placer	Donner Trail Elementary	57/66944-00-016	09/13/18	\$ 326,254	\$ -	-
Berkeley Unified	Alameda	Berkeley High	57/61143-00-019	09/14/18	\$ 17,680,064	\$ -	-
Berkeley Unified	Alameda	Jefferson Elementary	57/61143-00-020	09/14/18	\$ 841,012	\$ -	-
Burbank Unified	Los Angeles	George Washington Elementary	57/64337-00-021	09/14/18	\$ 565,643	\$ -	-
Burbank Unified	Los Angeles	Theodore Roosevelt Elementary	57/64337-00-022	09/14/18	\$ 1,282,669	\$ -	-
Castro Valley Unified	Alameda	Canyon Middle	57/61150-00-025	09/17/18	\$ 1,369,317	\$ -	-
Colton Joint Unified	San Bernardino	Colton Middle	57/67686-00-026	09/17/18	\$ 2,585,057	\$ -	-
Franklin-McKinley Elementary	Santa Clara	G W Hellyer Elementary	57/69450-00-013	09/17/18	\$ 1,394,725	\$ -	-
Washington Colony Elementary	Fresno	Washington Colony Elementary	57/62513-00-002	09/18/18	\$ 169,187	\$ 112,791	-
Elk Grove Unified	Sacramento	Union House Elementary	57/67314-00-034	09/18/18	\$ 1,338,228	\$ -	-
Kings River Union Elementary	Tulare	Kings River Elementary	57/71969-00-002	09/18/18	\$ 192,184	\$ 128,122	-
Anaheim Union High	Orange	Oxford Academy	57/66431-00-023	09/19/18	\$ 2,216,299	\$ -	-
Twin Rivers Unified	Sacramento	Frederick Joyce Elementary	57/76505-00-066	09/19/18	\$ 3,874,280	\$ -	-
Yuba County Office of Education	Yuba	Goldfield School (Sdl)	57/10587-00-003	09/20/18	\$ 367,576	\$ 245,051	-
Live Oak Unified	Sutter	Live Oak Middle	57/71399-00-002	09/21/18	\$ 1,003,548	\$ -	-
Live Oak Unified	Sutter	Luther Elementary	57/71399-00-003	09/21/18	\$ 610,682	\$ -	-
Clear Creek Elementary	Nevada	Clear Creek Elementary	57/66324-00-002	09/24/18	\$ 39,656	\$ 26,437	-
Anaheim Elementary	Orange	Marshall (John) Elementary	57/66423-00-032	09/24/18	\$ 8,260,797	\$ -	-
Berkeley Unified	Alameda	Willard Middle	57/61143-00-021	09/25/18	\$ 1,854,825	\$ -	-
Monroe Elementary	Fresno	Monroe Elementary	57/62323-00-001	09/25/18	\$ 153,017	\$ 102,011	-
Lakeport Unified	Lake	Terrace Middle	57/64030-00-009	09/25/18	\$ 1,743,589	\$ -	-
Fairfield-Suisun Unified	Solano	Dan O Root Elementary	57/70540-00-020	09/25/18	\$ 3,261,347	\$ -	-
Riverside Unified	Riverside	Polytechnic High	57/67215-00-035	09/26/18	\$ 3,692,426	\$ -	-
Pomona Unified	Los Angeles	Diamond Point Elementary	57/64907-00-034	09/27/18	\$ 468,070	\$ -	-
Pomona Unified	Los Angeles	Montvue Elementary	57/64907-00-035	09/27/18	\$ 472,591	\$ -	-
Folsom-Cordova Unified	Sacramento	Oak Chan Elementary	57/67330-21-006	09/28/18	\$ 2,362,326	\$ -	-
Ripon Unified	San Joaquin	Weston Elementary	57/68650-00-005	09/28/18	\$ 2,288,270	\$ -	-
Roseville Joint Union High	Placer	Oakmont High	57/66928-00-004	10/01/18	\$ 2,152,365	\$ -	-
San Ramon Valley Unified	Contra Costa	Montevideo Elementary	57/61804-00-035	10/02/18	\$ 2,858,942	\$ -	-
Norwalk-La Mirada Unified	Los Angeles	Norwalk High	57/64840-00-034	10/03/18	\$ 1,726,535	\$ -	-
San Ramon Valley Unified	Contra Costa	Green Valley Elementary	57/61804-00-036	10/04/18	\$ 3,312,817	\$ -	-
Grossmont Union High	San Diego	Grossmont High	57/68130-00-030	10/05/18	\$ 3,110,103	\$ -	-
Grossmont Union High	San Diego	Helix High	57/68130-00-031	10/08/18	\$ 3,895,700	\$ -	-
Alameda Unified	Alameda	Edison Elementary	57/61119-00-020	10/09/18	\$ 974,685	\$ -	-
San Ramon Valley Unified	Contra Costa	Golden View Elementary	57/61804-00-037	10/09/18	\$ 3,191,788	\$ -	-
Westside Elementary	Fresno	Westside Elementary	57/62547-00-001	10/09/18	\$ 160,144	\$ 106,763	-
Compton Unified	Los Angeles	Centennial High	57/73437-01-042	10/10/18	\$ 855,992	\$ -	-
Compton Unified	Los Angeles	Dominguez High	57/73437-01-043	10/10/18	\$ 1,833,817	\$ -	-
San Ramon Valley Unified	Contra Costa	Rancho Romero Elementary	57/61804-00-038	10/12/18	\$ 659,074	\$ -	-
Alvina Elementary	Fresno	Alvina Elementary Charter	57/61994-00-001	10/12/18	\$ 125,412	\$ 83,608	-
Grossmont Union High	San Diego	Granite Hills High	57/68130-00-032	10/12/18	\$ 1,031,181	\$ -	-
San Marcos Unified	San Diego	San Marcos Middle	57/73791-00-009	10/15/18	\$ 2,917,239	\$ -	-
Alview-Dairyland Union Elementary	Madera	Alview Elementary	57/65177-00-003	10/16/18	\$ 126,175	\$ 84,116	-
Alview-Dairyland Union Elementary	Madera	Dairyland Elementary	57/65177-00-004	10/16/18	\$ 137,620	\$ 91,747	-
San Diego Unified	San Diego	Logan K-8	57/68338-00-231	10/16/18	\$ 2,655,019	\$ -	-
Nevada Joint Union High	Nevada	Bear River High	57/66357-00-013	10/17/18	\$ 894,488	\$ -	-
Nevada Joint Union High	Nevada	Bear River High	57/66357-00-014	10/17/18	\$ 1,538,138	\$ -	-
Anaheim Union High	Orange	Polaris High (Alternative)	57/66431-00-024	10/17/18	\$ 3,621,798	\$ -	-
Visalia Unified	Tulare	Ivanhoe Elementary	57/72256-00-027	10/17/18	\$ 2,980,599	\$ -	-
Visalia Unified	Tulare	Washington Elementary	57/72256-00-028	10/17/18	\$ 1,855,395	\$ -	-

SFP APPLICATIONS
 Modernization School Facilities Program
 - Workload as of May 31, 2020 -

District	County	Site Name	Application Number	OPSC Date Received	Estimated State Grant (a)	Financial Hardship (b)	Notification Occurred**
Visalia Unified	Tulare	Crowley Elementary	57/72256-00-029	10/17/18	\$ 3,280,063	\$ -	
Contra Costa County Office of Education	Contra Costa	Liberty High	57/10074-00-004	10/18/18	\$ 160,969	\$ 107,312	
Chicago Park Elementary	Nevada	Chicago Park Elementary	57/66316-00-002	10/18/18	\$ 21,527	\$ 14,351	
Chicago Park Elementary	Nevada	Chicago Park Community Charter	57/66316-00-003	10/18/18	\$ 42,717	\$ 28,478	
Rescue Union Elementary	El Dorado	Green Valley Elementary	57/61978-00-006	10/22/18	\$ 2,690,494	\$ -	
Alta Loma Elementary	San Bernardino	Vineyard Junior High	57/67595-00-009	10/22/18	\$ 3,973,736	\$ -	
Alta Loma Elementary	San Bernardino	Victoria Groves Elementary	57/67595-00-010	10/23/18	\$ 2,716,628	\$ -	
Long Beach Unified	Los Angeles	Webster Elementary	57/64725-00-022	10/24/18	\$ 4,070,543	\$ -	
Davis Joint Unified	Yolo	Cesar Chavez Elementary	57/72678-00-015	10/24/18	\$ 1,251,636	\$ -	
Lafayette Elementary	Contra Costa	M H Stanley Middle	57/61713-00-005	10/25/18	\$ 3,057,118	\$ -	
Lafayette Elementary	Contra Costa	Lafayette Elementary	57/61713-00-006	10/25/18	\$ 201,590	\$ -	
Lafayette Elementary	Contra Costa	Happy Valley Elementary	57/61713-00-007	10/25/18	\$ 802,496	\$ -	
Long Beach Unified	Los Angeles	Mann Elementary	57/64725-00-023	10/25/18	\$ 1,187,052	\$ -	
Long Beach Unified	Los Angeles	Lindsey Academy	57/64725-00-024	10/25/18	\$ 2,263,506	\$ -	
Long Beach Unified	Los Angeles	Garfield Elementary	57/64725-00-025	10/25/18	\$ 2,719,384	\$ -	
Long Beach Unified	Los Angeles	Stephens Middle	57/64725-00-026	10/25/18	\$ 3,365,831	\$ -	
Long Beach Unified	Los Angeles	Rogers Middle	57/64725-00-027	10/25/18	\$ 1,501,644	\$ -	
Long Beach Unified	Los Angeles	Lowell Elementary	57/64725-00-028	10/25/18	\$ 6,454,309	\$ -	
Long Beach Unified	Los Angeles	Kettering Elementary	57/64725-00-029	10/25/18	\$ 2,974,945	\$ -	
Long Beach Unified	Los Angeles	Jefferson Leadership Academies	57/64725-00-030	10/25/18	\$ 10,307,408	\$ -	
Long Beach Unified	Los Angeles	McKinley Elementary	57/64725-00-031	10/25/18	\$ 4,860,576	\$ -	
Napa Valley Unified	Napa	River Charter	57/66266-00-031	10/25/18	\$ 725,438	\$ -	
Cupertino Union	Santa Clara	John F Kennedy Middle	57/69419-00-030	10/26/18	\$ 1,171,653	\$ -	
Sylvan Union Elementary	Stanislaus	Orchard Elementary	57/71290-00-009	10/26/18	\$ 2,920,825	\$ -	
Sylvan Union Elementary	Stanislaus	Sylvan Elementary	57/71290-00-010	10/26/18	\$ 2,914,989	\$ -	
Castro Valley Unified	Alameda	Castro Valley High	57/61150-00-026	10/29/18	\$ 2,534,802	\$ -	
Dixie Elementary	Marin	Dixie Elementary	57/65318-00-005	10/29/18	\$ 1,046,163	\$ -	
Dixie Elementary	Marin	Mary E Silveira Elementary	57/65318-00-006	10/29/18	\$ 1,672,947	\$ -	
Dixie Elementary	Marin	Vallecito Elementary	57/65318-00-007	10/29/18	\$ 2,100,176	\$ -	
Grossmont Union High	San Diego	Monte Vista High	57/68130-00-033	10/29/18	\$ 182,570	\$ -	
Monterey Peninsula Unified	Monterey	Central Coast High	57/66092-00-027	10/30/18	\$ 753,791	\$ -	
Orange Unified	Orange	Orange High	57/66621-00-054	10/30/18	\$ 4,111,981	\$ -	
Tahoe-Truckee Unified	Placer	Truckee Elementary	57/66944-00-017	10/30/18	\$ 2,843,377	\$ -	
South San Francisco Unified	San Mateo	Junipero Serra Elementary	57/69070-00-021	10/30/18	\$ 719,036	\$ -	
Coalinga-Huron Unified	Fresno	Coalinga High	57/62125-00-011	10/31/18	\$ 2,081,923	\$ -	
Central Union High	Imperial	Central Union High	57/63115-00-005	10/31/18	\$ 7,303,418	\$ 4,868,945	
McSwain Union Elementary	Merced	McSwain Elementary	57/65763-00-004	10/31/18	\$ 1,413,052	\$ 942,035	
San Juan Unified	Sacramento	Dyer-Kelly Elementary	57/67447-00-064	10/31/18	\$ 941,416	\$ -	
San Juan Unified	Sacramento	Greer Elementary	57/67447-00-065	10/31/18	\$ 731,760	\$ -	
San Ramon Valley Unified	Contra Costa	Vista Grande Elementary	57/61804-00-039	11/01/18	\$ 650,568	\$ -	
Centralia Elementary	Orange	Buena Terra Elementary	57/66472-00-013	11/02/18	\$ 102,941	\$ -	
Corcoran Joint Unified	Kings	Corcoran High	57/63891-00-013	11/05/18	\$ 1,150,070	\$ -	
Long Beach Unified	Los Angeles	Lakewood High	57/64725-00-032	11/06/18	\$ 2,119,315	\$ -	
Long Beach Unified	Los Angeles	Riley Elementary	57/64725-00-033	11/06/18	\$ 5,656,656	\$ -	
Long Beach Unified	Los Angeles	MacArthur Elementary	57/64725-00-034	11/06/18	\$ 4,787,307	\$ -	
Caruthers Unified	Fresno	Caruthers Elementary	57/75598-00-004	11/06/18	\$ 4,296,680	\$ -	
Clovis Unified	Fresno	Clovis East High	57/62117-00-060	11/07/18	\$ 4,150,531	\$ -	
Clovis Unified	Fresno	Reyburn Intermediate	57/62117-00-061	11/07/18	\$ 2,134,400	\$ -	
Carpinteria Unified	Santa Barbara	Carpinteria Senior High	57/69146-00-005	11/08/18	\$ 2,701,648	\$ -	
Carpinteria Unified	Santa Barbara	Carpinteria Senior High	57/69146-00-006	11/08/18	\$ 4,918,787	\$ -	
Fairfield-Suisun Unified	Solano	E Ruth Sheldon Academy of Innovative Learning	57/70540-00-021	11/08/18	\$ 2,257,059	\$ -	
Jurupa Unified	Riverside	West Riverside Elementary	57/67090-00-016	11/09/18	\$ 3,725,685	\$ -	
Val Verde Unified	Riverside	Rancho Verde High	57/75242-00-003	11/09/18	\$ 12,507,420	\$ -	
Galt Joint Union Elementary	Sacramento	Valley Oaks Elementary	57/67348-00-002	11/13/18	\$ 3,144,369	\$ -	
Mountain View Whisman	Santa Clara	Gabriela Mistral Elementary	57/69591-00-005	11/13/18	\$ 2,919,174	\$ -	
Centralia Elementary	Orange	Danbrook Elementary	57/66472-00-014	11/14/18	\$ 193,776	\$ -	
Santa Ana Unified	Orange	Valley High	57/66670-00-056	11/14/18	\$ 2,414,147	\$ -	
Western Placer Unified	Placer	Lincoln High	57/66951-00-004	11/14/18	\$ 5,731,319	\$ -	
San Rafael City High	Marin	San Rafael High	57/65466-00-005	11/16/18	\$ 1,721,260	\$ -	
Chino Valley Unified	San Bernardino	Oak Ridge Elementary	57/67678-00-024	11/16/18	\$ 3,248,313	\$ -	
Chino Valley Unified	San Bernardino	Gerald F Litel Elementary	57/67678-00-025	11/16/18	\$ 2,769,885	\$ -	
Chino Valley Unified	San Bernardino	Howard Cattle Elementary	57/67678-00-026	11/16/18	\$ 3,393,365	\$ -	

SFP APPLICATIONS
 Modernization School Facilities Program
 - Workload as of May 31, 2020 -

District	County	Site Name	Application Number	OPSC Date Received	Estimated State Grant (a)	Financial Hardship (b)	Notification Occurred**
Carpinteria Unified	Santa Barbara	Carpinteria Junior High	57/69146-00-007	11/16/18	\$ 728,598	\$ -	-
Cutler-Orosi Joint Unified	Tulare	Cutler Elementary	57/71860-00-013	11/19/18	\$ 2,648,382	\$ -	-
Twin Rivers Unified	Sacramento	Creative Connections Arts Academy	57/76505-00-067	11/19/18	\$ 214,532	\$ -	-
Long Beach Unified	Los Angeles	Cleveland Elementary	57/64725-00-035	11/20/18	\$ 1,198,670	\$ -	-
Long Beach Unified	Los Angeles	Longfellow Elementary	57/64725-00-036	11/20/18	\$ 1,748,164	\$ -	-
Carpinteria Unified	Santa Barbara	Aliso Elementary	57/69146-00-008	11/20/18	\$ 491,094	\$ -	-
Ramona City Unified	San Diego	James Dukes Elementary	57/68304-00-005	11/26/18	\$ 347,419	\$ 231,613	-
Ramona City Unified	San Diego	Barnett Elementary	57/68304-00-006	11/26/18	\$ 347,419	\$ 231,613	-
Ramona City Unified	San Diego	Olive Peirce Middle	57/68304-00-007	11/26/18	\$ 653,129	\$ 435,420	-
Ramona City Unified	San Diego	Mt Woodson Elementary	57/68304-00-008	11/26/18	\$ 387,631	\$ 258,420	-
Lucia Mar Unified	San Luis Obispo	Arroyo Grande High	57/68759-00-013	11/27/18	\$ 1,978,891	\$ -	-
West Contra Costa Unified	Contra Costa	Helms Middle	57/61796-00-052	11/28/18	\$ 4,133,414	\$ -	-
William S. Hart Union High	Los Angeles	William S Hart High	57/65136-00-012	11/29/18	\$ 6,141,672	\$ -	-
Carpinteria Unified	Santa Barbara	Canalino Elementary	57/69146-00-009	11/29/18	\$ 3,842,590	\$ -	-
Ocean View	Ventura	Ocean View Junior High	57/72512-00-005	11/29/18	\$ 1,787,081	\$ -	-
Charter Oak Unified	Los Angeles	Willow Elementary	57/64378-00-012	11/30/18	\$ 903,779	\$ -	-
San Juan Unified	Sacramento	Ottomon Way Elementary	57/67447-00-066	12/03/18	\$ 1,837,923	\$ -	-
San Juan Unified	Sacramento	Carriage Drive Elementary	57/67447-00-067	12/03/18	\$ 2,938,487	\$ -	-
San Juan Unified	Sacramento	Twin Lakes Elementary	57/67447-00-068	12/03/18	\$ 2,502,662	\$ -	-
Big Springs Union Elementary	Siskiyou	Big Springs Elementary	57/70185-00-002	12/03/18	\$ 587,555	\$ 391,703	-
Inglewood Unified	Los Angeles	Monroe (Albert F) Magnet Middle School	57/64634-00-003	12/04/18	\$ 2,832,675	\$ -	-
San Rafael City High	Marin	Terra Linda High	57/65466-00-006	12/04/18	\$ 2,142,720	\$ -	-
Kings Canyon Joint Unified	Fresno	Jefferson Elementary	57/62265-00-025	12/05/18	\$ 1,871,766	\$ -	-
Kings Canyon Joint Unified	Fresno	Dunlap Elementary	57/62265-00-026	12/05/18	\$ 1,162,498	\$ -	-
Lafayette Elementary	Contra Costa	Springhill Elementary	57/61713-00-008	12/06/18	\$ 504,351	\$ -	-
Chino Valley Unified	San Bernardino	Ruben S Ayala High	57/67678-00-027	12/06/18	\$ 2,428,639	\$ -	-
Los Angeles Unified	Los Angeles	Reseda High	57/64733-39-009	12/10/18	\$ 948,526	\$ -	-
Los Angeles Unified	Los Angeles	Wilshire Crest Elementary	57/64733-31-008	12/11/18	\$ 1,707,891	\$ -	-
Newport-Mesa Unified	Orange	Mariners Elementary	57/66597-00-043	12/12/18	\$ 853,087	\$ -	-
Alta Loma Elementary	San Bernardino	Floyd M Stork Elementary	57/67595-00-011	12/12/18	\$ 3,041,428	\$ -	-
Alta Loma Elementary	San Bernardino	Jasper Elementary	57/67595-00-012	12/12/18	\$ 2,899,744	\$ -	-
San Francisco Unified	San Francisco	Wells (Ida B) High	57/68478-63-005	12/13/18	\$ 1,522,603	\$ -	-
Konociti Unified	Lake	Konociti Education Center	57/64022-00-014	12/17/18	\$ 666,518	\$ -	-
Los Angeles Unified	Los Angeles	Lassen Elementary	57/64733-00-703	12/17/18	\$ 906,125	\$ -	-
Monterey Peninsula Unified	Monterey	Seaside High	57/66092-00-028	12/17/18	\$ 420,057	\$ -	-
East Side Union High	Santa Clara	James Lick High	57/69427-00-036	12/17/18	\$ 204,961	\$ -	-
Santa Monica-Malibu Unified	Los Angeles	Franklin Elementary	57/64980-00-016	12/18/18	\$ 604,818	\$ -	-
Campbell Union High	Santa Clara	Westmont High	57/69401-00-023	12/18/18	\$ 441,170	\$ -	-
Santa Monica-Malibu Unified	Los Angeles	Webster Elementary	57/64980-00-017	12/19/18	\$ 146,832	\$ -	-
Santa Monica-Malibu Unified	Los Angeles	Roosevelt Elementary	57/64980-00-018	12/19/18	\$ 733,608	\$ -	-
Santa Monica-Malibu Unified	Los Angeles	McKinley Elementary	57/64980-00-019	12/19/18	\$ 359,546	\$ -	-
Tahoe-Truckee Unified	Placer	Tahoe Lake Elementary	57/66944-00-018	12/19/18	\$ 742,372	\$ -	-
Solvang Elementary	Santa Barbara	Solvang Elementary	57/69336-00-003	12/20/18	\$ 686,194	\$ -	-
Ontario-Montclair	San Bernardino	Euclid Elementary	57/67819-00-031	12/21/18	\$ 306,982	\$ -	-
Ontario-Montclair	San Bernardino	Lehigh Elementary	57/67819-00-032	12/21/18	\$ 1,222,986	\$ -	-
Ontario-Montclair	San Bernardino	Central Language Academy	57/67819-00-033	12/21/18	\$ 2,554,618	\$ -	-
Santa Barbara Unified	Santa Barbara	McKinley Elementary	57/76786-00-010	12/21/18	\$ 2,115,033	\$ -	-
Santa Barbara Unified	Santa Barbara	San Marcos Senior High	57/76786-00-011	12/21/18	\$ 1,017,157	\$ -	-
Banning Unified	Riverside	Banning High	57/66985-00-006	12/24/18	\$ 7,016,067	\$ 4,677,378	-
Liberty Union High	Contra Costa	Liberty High	57/61721-00-003	12/26/18	\$ 2,120,240	\$ -	-
Los Angeles Unified	Los Angeles	Kenter Canyon Elementary	57/64733-47-011	12/26/18	\$ 2,840,465	\$ -	-
Ontario-Montclair	San Bernardino	Vina Danks Middle	57/67819-00-034	12/26/18	\$ 296,984	\$ -	-
Knights Ferry Elementary	Stanislaus	Knights Ferry Elementary	57/71142-00-001	12/26/18	\$ 103,460	\$ 68,973	-
Orange Unified	Orange	El Modena High	57/66621-00-055	01/02/19	\$ 10,356,704	\$ -	-
Orange Unified	Orange	Fletcher Elementary	57/66621-00-056	01/02/19	\$ 444,804	\$ -	-
Santa Barbara Unified	Santa Barbara	Harding University Partnership	57/76786-00-012	01/02/19	\$ 212,713	\$ -	-
Humboldt County Office of Education	Humboldt	Glen Paul	57/10124-00-001	01/03/19	\$ 138,966	\$ 92,644	-
San Ramon Valley Unified	Contra Costa	John Baldwin Elementary	57/61804-00-040	01/07/19	\$ 136,084	\$ -	-
Alameda Unified	Alameda	Franklin Elementary	57/61119-00-021	01/09/19	\$ 890,102	\$ -	-
Los Angeles Unified	Los Angeles	Pio Pico Middle	57/64733-00-704	01/09/19	\$ 2,295,835	\$ -	-
Los Angeles Unified	Los Angeles	President Avenue Elementary	57/64733-29-016	01/09/19	\$ 1,297,297	\$ -	-
Alta Loma Elementary	San Bernardino	Alta Loma Junior High	57/67595-00-013	01/09/19	\$ 4,606,096	\$ -	-

SFP APPLICATIONS
 Modernization School Facilities Program
 - Workload as of May 31, 2020 -

District	County	Site Name	Application Number	OPSC Date Received	Estimated State Grant (a)	Financial Hardship (b)	Notification Occurred**
Ocean View	Ventura	Mar Vista Elementary	57/72512-00-006	01/10/19	\$ 373,353	\$ -	
Berkeley Unified	Alameda	Longfellow Arts and Technology Middle	57/61143-00-022	01/11/19	\$ 985,988	\$ -	
Fremont Unified	Alameda	Irvington High	57/61176-00-038	01/11/19	\$ 1,839,676	\$ -	
Fremont Unified	Alameda	Washington High	57/61176-00-039	01/11/19	\$ 351,297	\$ -	
Fremont Unified	Alameda	Oliveira Elementary	57/61176-00-040	01/11/19	\$ 517,558	\$ -	
Fremont Unified	Alameda	Patterson Elementary	57/61176-00-041	01/11/19	\$ 562,478	\$ -	
Fremont Unified	Alameda	Parkmont Elementary	57/61176-00-042	01/11/19	\$ 730,776	\$ -	
Santa Ana Unified	Orange	Century High	57/66670-00-057	01/11/19	\$ 12,511,940	\$ -	
Santa Ana Unified	Orange	Santa Ana High	57/66670-00-058	01/11/19	\$ 14,050,434	\$ -	
East Side Union High	Santa Clara	Mt Pleasant High	57/69427-00-037	01/11/19	\$ 677,533	\$ -	
Dixon Unified	Solano	Dixon High	57/70532-00-005	01/11/19	\$ 3,378,143	\$ -	
Ceres Unified	Stanislaus	Carroll Fowler Elementary	57/71043-00-015	01/11/19	\$ 2,643,935	\$ -	
Los Angeles Unified	Los Angeles	Menlo Avenue Elementary	57/64733-00-705	01/14/19	\$ 4,440,414	\$ -	
Los Angeles Unified	Los Angeles	Elizabeth Learning Center	57/64733-00-706	01/14/19	\$ 6,683,235	\$ -	
Los Angeles Unified	Los Angeles	Twenty-Eighth Street Elementary	57/64733-00-707	01/14/19	\$ 10,035,126	\$ -	
Los Angeles Unified	Los Angeles	Madison Elementary	57/64733-00-708	01/14/19	\$ 1,053,241	\$ -	
Los Angeles Unified	Los Angeles	Revere (Paul) Junior Midsite	57/64733-21-034	01/14/19	\$ 1,219,332	\$ -	
Lemoore Union High	Kings	Lemoore High	57/63982-00-004	01/15/19	\$ 1,004,112	\$ -	
Duarte Unified	Los Angeles	Royal Oaks STEAM Academy (K-8)	57/64469-00-012	01/15/19	\$ 1,258,856	\$ -	
South Whittier Elementary	Los Angeles	Lake Marie Elementary	57/65037-00-009	01/15/19	\$ 297,658	\$ -	
South Whittier Elementary	Los Angeles	Los Altos Elementary	57/65037-00-010	01/15/19	\$ 143,827	\$ -	
Galt Joint Union Elementary	Sacramento	River Oaks Elementary	57/67348-00-003	01/15/19	\$ 878,806	\$ -	
Wheatland Union High	Yuba	Wheatland Union High	57/72769-00-001	01/15/19	\$ 1,769,188	\$ -	
Capistrano Unified	Orange	Capistrano Valley High	57/66464-00-019	01/16/19	\$ 1,608,184	\$ -	
Lucia Mar Unified	San Luis Obispo	Grover Beach Elementary	57/68759-00-014	01/16/19	\$ 2,234,152	\$ -	
Lucia Mar Unified	San Luis Obispo	Harloe Elementary	57/68759-00-015	01/16/19	\$ 2,311,485	\$ -	
EI Centro Elementary	Imperial	Harding Elementary	57/63123-00-015	01/18/19	\$ 1,700,340	\$ -	
South Pasadena Unified	Los Angeles	South Pasadena Senior High	57/65029-00-006	01/18/19	\$ 3,031,556	\$ -	
Chaffey Joint Union High	San Bernardino	Rancho Cucamonga High	57/67652-00-007	01/18/19	\$ 2,602,347	\$ -	
Hope Elementary	Tulare	Hope Elementary	57/71944-00-002	01/18/19	\$ 113,636	\$ 75,757	
Capistrano Unified	Orange	Dana Hills High	57/66464-00-020	01/22/19	\$ 1,832,693	\$ -	
Capistrano Unified	Orange	San Clemente High	57/66464-00-021	01/22/19	\$ 1,501,778	\$ -	
Capistrano Unified	Orange	Tesoro High	57/66464-00-022	01/22/19	\$ 1,938,922	\$ -	
Corona-Norco Unified	Riverside	John Adams Elementary	57/67033-00-018	01/22/19	\$ 1,565,633	\$ -	
Corona-Norco Unified	Riverside	Garretson Elementary	57/67033-00-019	01/22/19	\$ 1,169,780	\$ -	
Corona-Norco Unified	Riverside	Lincoln Fundamental Elementary	57/67033-00-020	01/22/19	\$ 1,169,780	\$ -	
Corona-Norco Unified	Riverside	Norco Elementary	57/67033-00-021	01/22/19	\$ 753,650	\$ -	
Temecula Valley Unified	Riverside	Rancho Vista High	57/75192-00-013	01/22/19	\$ 1,464,893	\$ -	
Temecula Valley Unified	Riverside	Susan H Nelson	57/75192-00-014	01/22/19	\$ 1,040,845	\$ -	
Pierce Joint Unified	Colusa	Arbuckle Elementary	57/61614-00-008	01/23/19	\$ 1,771,025	\$ -	
Pajaro Valley Unified	Santa Cruz	H A Hyde Elementary	57/69799-00-025	01/23/19	\$ 1,856,309	\$ -	
Ventura County Office of Education	Ventura	Dean Triggs School	57/10561-00-007	01/24/19	\$ 17,762	\$ 11,842	
Fremont Unified	Alameda	Steven Millard Elementary	57/61176-00-043	01/24/19	\$ 582,885	\$ -	
Fremont Unified	Alameda	Mission San Jose Elementary	57/61176-00-044	01/24/19	\$ 1,448,830	\$ -	
Duarte Unified	Los Angeles	Beardslee Dual Language Immersion Academy (PK-8)	57/64469-00-013	01/24/19	\$ 1,899,981	\$ -	
Anaheim Elementary	Orange	Roosevelt (Theodore) Elementary	57/66423-00-033	01/24/19	\$ 6,206,326	\$ -	
Chino Valley Unified	San Bernardino	Rolling Ridge Elementary	57/67678-00-028	01/24/19	\$ 3,126,978	\$ -	
Chino Valley Unified	San Bernardino	Country Springs Elementary	57/67678-00-029	01/24/19	\$ 3,261,560	\$ -	
Del Norte County Unified	Del Norte	Crescent Elk Middle	57/61820-00-008	01/25/19	\$ 1,243,880	\$ -	
Lemoore Union High	Kings	Lemoore High	57/63982-00-005	01/25/19	\$ 1,410,412	\$ -	
Madera Unified	Madera	Madera South High	57/65243-00-007	01/25/19	\$ 4,674,702	\$ -	
Kentfield Elementary	Marin	Anthony G Bacich Elementary	57/65334-00-004	01/25/19	\$ 1,263,559	\$ -	
Huntington Beach City Elementary	Orange	Ethel Dwyer Middle	57/66530-00-020	01/25/19	\$ 2,955,708	\$ -	
San Diego Unified	San Diego	Boone Elementary	57/68338-00-232	01/25/19	\$ 9,903	\$ -	
San Diego Unified	San Diego	Hickman Elementary	57/68338-00-233	01/25/19	\$ 1,434,996	\$ -	
San Diego Unified	San Diego	Penn Elementary	57/68338-00-234	01/25/19	\$ 1,578,960	\$ -	
San Diego Unified	San Diego	Spreckels Elementary	57/68338-00-235	01/25/19	\$ 821,988	\$ -	
San Diego Unified	San Diego	De Portola Middle	57/68338-00-236	01/25/19	\$ 3,561,465	\$ -	
San Diego Unified	San Diego	Bethune K-8	57/68338-00-237	01/25/19	\$ 3,189,468	\$ -	
San Diego Unified	San Diego	La Jolla High	57/68338-00-238	01/25/19	\$ 4,024,308	\$ -	
San Diego Unified	San Diego	Riley	57/68338-00-239	01/25/19	\$ 1,999,658	\$ -	
San Diego Unified	San Diego	Emerson Bandini Elementary	57/68338-00-240	01/25/19	\$ 4,168,015	\$ -	

SFP APPLICATIONS
 Modernization School Facilities Program
 - Workload as of May 31, 2020 -

District	County	Site Name	Application Number	OPSC Date Received	Estimated State Grant (a)	Financial Hardship (b)	Notification Occurred**
San Diego Unified	San Diego	Zamorano Elementary	57/68338-00-241	01/25/19	\$ 1,843,377	\$ -	
San Diego Unified	San Diego	Sandburg Elementary	57/68338-00-242	01/25/19	\$ 1,750,788	\$ -	
San Diego Unified	San Diego	Serra High	57/68338-00-243	01/25/19	\$ 3,050,850	\$ -	
San Diego Unified	San Diego	Mira Mesa High	57/68338-00-244	01/25/19	\$ 7,499,848	\$ -	
San Diego Unified	San Diego	Standley Middle	57/68338-00-245	01/25/19	\$ 1,655,344	\$ -	
San Diego Unified	San Diego	Pacific View (Lee) Elementary	57/68338-00-246	01/25/19	\$ 1,068,120	\$ -	
San Diego Unified	San Diego	Mira Mesa High	57/68338-00-247	01/25/19	\$ 1,864,990	\$ -	
San Diego Unified	San Diego	Morse High	57/68338-00-248	01/25/19	\$ 726,703	\$ -	
San Diego Unified	San Diego	Miramar Ranch Elementary	57/68338-00-249	01/25/19	\$ 766,260	\$ -	
San Diego Unified	San Diego	Franklin Elementary	57/68338-00-250	01/25/19	\$ 1,202,796	\$ -	
San Diego Unified	San Diego	Vista Grande Elementary	57/68338-00-251	01/25/19	\$ 520,128	\$ -	
San Diego Unified	San Diego	De Portola Middle	57/68338-00-252	01/25/19	\$ 3,561,465	\$ -	
San Diego Unified	San Diego	Doyle Elementary	57/68338-00-253	01/25/19	\$ 445,824	\$ -	
San Diego Unified	San Diego	University City High	57/68338-00-254	01/25/19	\$ 2,778,192	\$ -	
San Diego Unified	San Diego	Iftin Charter	57/68338-00-255	01/25/19	\$ 2,674,944	\$ -	
Garden Grove Unified	Orange	Thomas Paine Elementary	57/66522-00-090	01/28/19	\$ 1,038,367	\$ -	
Sonora Elementary	Tuolumne	Sonora Elementary	57/72371-00-005	01/28/19	\$ 1,990,027	\$ -	
Duarte Unified	Los Angeles	Duarte High	57/64469-00-014	01/29/19	\$ 804,640	\$ -	
San Rafael City Elementary	Marin	Laurel Dell Elementary	57/65458-00-013	01/29/19	\$ 1,725,432	\$ -	
Fairfield-Suisun Unified	Solano	K I Jones Elementary	57/70540-00-022	01/29/19	\$ 3,272,209	\$ -	
Waukena Joint Union Elementary	Tulare	Waukena Joint Union Elementary	57/72264-00-001	01/29/19	\$ 170,358	\$ 113,572	
Rescue Union Elementary	El Dorado	Rescue Elementary	57/61978-00-007	01/30/19	\$ 1,130,547	\$ -	
Los Angeles Unified	Los Angeles	Ninety-Third Street Elementary	57/64733-00-709	01/30/19	\$ 3,491,576	\$ -	
Fremont Unified	Alameda	Harvey Green Elementary	57/61176-00-045	01/31/19	\$ 620,916	\$ -	
Fremont Unified	Alameda	Forest Park Elementary	57/61176-00-046	01/31/19	\$ 641,798	\$ -	
Fremont Unified	Alameda	J Haley Durham Elementary	57/61176-00-047	01/31/19	\$ 638,231	\$ -	
Fremont Unified	Alameda	Joshua Chadbourne Elementary	57/61176-00-048	01/31/19	\$ 829,945	\$ -	
Wasco Union High	Kern	Wasco High	57/63859-00-001	01/31/19	\$ 1,200,674	\$ -	
Brittan Elementary	Sutter	Brittan Elementary	57/71357-00-003	01/31/19	\$ 1,386,987	\$ 924,658	
Fremont Unified	Alameda	Warwick Elementary	57/61176-00-049	02/01/19	\$ 836,828	\$ -	
West Contra Costa Unified	Contra Costa	Crespi Junior High	57/61796-00-053	02/01/19	\$ 3,482,164	\$ -	
Edison Elementary	Kern	Orangewood Elementary	57/63438-00-003	02/01/19	\$ 412,895	\$ 275,263	
Edison Elementary	Kern	Edison Middle	57/63438-00-004	02/01/19	\$ 69,429	\$ 46,286	
Newport-Mesa Unified	Orange	College Park Elementary	57/66597-00-044	02/01/19	\$ 2,214,508	\$ -	
Newport-Mesa Unified	Orange	Pomona Elementary	57/66597-00-045	02/01/19	\$ 1,189,179	\$ -	
Santa Ana Unified	Orange	Martin Luther King Jr Elementary	57/66670-00-059	02/01/19	\$ 4,421,914	\$ -	
San Diego Unified	San Diego	Foster Elementary	57/68338-00-256	02/01/19	\$ 334,368	\$ -	
San Diego Unified	San Diego	Chesterton Elementary	57/68338-00-257	02/01/19	\$ 292,572	\$ -	
San Diego Unified	San Diego	Garfield Elementary	57/68338-00-258	02/01/19	\$ 2,509,653	\$ -	
San Diego Unified	San Diego	Bethune K-8	57/68338-00-259	02/01/19	\$ 3,189,468	\$ -	
San Diego Unified	San Diego	Millennial Tech Middle	57/68338-00-260	02/01/19	\$ 2,544,969	\$ -	
San Diego Unified	San Diego	Mira Mesa High	57/68338-00-261	02/01/19	\$ 1,864,990	\$ -	
San Diego Unified	San Diego	Oak Park Elementary	57/68338-00-262	02/01/19	\$ 154,698	\$ -	
San Diego Unified	San Diego	Perry Elementary	57/68338-00-263	02/01/19	\$ 250,776	\$ -	
San Diego Unified	San Diego	Millennial Tech Middle	57/68338-00-264	02/01/19	\$ 2,544,969	\$ -	
San Diego Unified	San Diego	Holmes Elementary	57/68338-00-265	02/01/19	\$ 1,086,696	\$ -	
Livermore Valley Joint Unified	Alameda	Emma C Smith Elementary	57/61200-00-021	02/04/19	\$ 806,840	\$ -	
Livermore Valley Joint Unified	Alameda	Sunset Elementary	57/61200-00-022	02/04/19	\$ 954,394	\$ -	
Livermore Valley Joint Unified	Alameda	Livermore High	57/61200-00-023	02/04/19	\$ 6,138,167	\$ -	
Livermore Valley Joint Unified	Alameda	Granada High	57/61200-00-024	02/04/19	\$ 14,488,238	\$ -	
Livermore Valley Joint Unified	Alameda	Junction K-8	57/61200-00-025	02/04/19	\$ 1,042,102	\$ -	
Livermore Valley Joint Unified	Alameda	Rancho Las Positas Elementary	57/61200-00-026	02/04/19	\$ 731,931	\$ -	
Livermore Valley Joint Unified	Alameda	Jackson Avenue Elementary	57/61200-00-027	02/04/19	\$ 425,578	\$ -	
Livermore Valley Joint Unified	Alameda	Leo R Croce Elementary	57/61200-00-028	02/04/19	\$ 1,635,895	\$ -	
Livermore Valley Joint Unified	Alameda	Arroyo Seco Elementary	57/61200-00-029	02/04/19	\$ 1,029,485	\$ -	
Los Angeles Unified	Los Angeles	Alain Leroy Locke College Preparatory Academy	57/64733-00-710	02/04/19	\$ 3,102,815	\$ -	
Los Angeles Unified	Los Angeles	Serrania Avenue Elementary	57/64733-00-711	02/04/19	\$ 567,652	\$ -	
Los Angeles Unified	Los Angeles	Thirty-Second Street USC Performing Arts	57/64733-00-712	02/04/19	\$ 3,722,787	\$ -	
Los Angeles Unified	Los Angeles	Belvedere Middle	57/64733-09-011	02/04/19	\$ 530,839	\$ -	
Los Angeles Unified	Los Angeles	Palisades Charter Elementary	57/64733-47-012	02/04/19	\$ 696,398	\$ -	
San Bernardino City Unified	San Bernardino	Sierra High	57/67876-00-109	02/04/19	\$ 2,676,097	\$ -	
Fremont Unified	Alameda	Tom Maloney Elementary	57/61176-00-050	02/05/19	\$ 619,428	\$ -	

SFP APPLICATIONS
 Modernization School Facilities Program
 - Workload as of May 31, 2020 -

District	County	Site Name	Application Number	OPSC Date Received	Estimated State Grant (a)	Financial Hardship (b)	Notification Occurred**
Fremont Unified	Alameda	Cabrillo Elementary	57/61176-00-051	02/05/19	\$ 590,224	\$ -	
Los Angeles Unified	Los Angeles	Chatsworth Charter High	57/64733-00-713	02/05/19	\$ 7,480,405	\$ -	
William S. Hart Union High	Los Angeles	William S Hart High	57/65136-00-013	02/05/19	\$ 4,608,312	\$ -	
San Diego Unified	San Diego	Tierrasanta Elementary	57/68338-00-266	02/05/19	\$ 928,800	\$ -	
Lucia Mar Unified	San Luis Obispo	Nipomo Elementary	57/68759-00-016	02/05/19	\$ 1,371,741	\$ -	
Garden Grove Unified	Orange	Bryant Elementary	57/66522-00-091	02/06/19	\$ 513,322	\$ -	
Garden Grove Unified	Orange	Woodbury Elementary	57/66522-00-092	02/06/19	\$ 645,227	\$ -	
San Juan Unified	Sacramento	Del Paso Manor Elementary	57/67447-00-069	02/06/19	\$ 3,154,346	\$ -	
Morgan Hill Unified	Santa Clara	Lewis H Britton Middle	57/69583-00-014	02/06/19	\$ 5,996,563	\$ -	
Alameda Unified	Alameda	Lincoln Middle	57/61119-00-022	02/08/19	\$ 338,327	\$ -	
Fountain Valley Elementary	Orange	Plavan (Urban H) Elementary	57/66498-00-013	02/08/19	\$ 1,080,941	\$ -	
Red Bluff Joint Union High	Tehama	Red Bluff High	57/71639-00-004	02/08/19	\$ 8,377,107	\$ -	
Temecula Valley Unified	Riverside	Vail Elementary	57/75192-00-015	02/08/19	\$ 2,704,612	\$ -	
Berkeley Unified	Alameda	Washington Elementary	57/61143-00-023	02/11/19	\$ 1,601,011	\$ -	
Bakersfield City	Kern	Voorhies Elementary	57/63321-00-017	02/11/19	\$ 4,528,560	\$ -	
Los Angeles Unified	Los Angeles	Northridge Middle	57/64733-00-714	02/11/19	\$ 3,303,498	\$ -	
Los Angeles Unified	Los Angeles	Sylmar High	57/64733-00-715	02/11/19	\$ 4,850,619	\$ -	
Los Angeles Unified	Los Angeles	Carpenter Community Charter	57/64733-00-716	02/11/19	\$ 539,095	\$ -	
Los Angeles Unified	Los Angeles	John Muir Middle	57/64733-14-004	02/11/19	\$ 2,652,764	\$ -	
Corning Union High	Tehama	Corning High	57/71506-00-002	02/11/19	\$ 1,533,448	\$ -	
Davis Joint Unified	Yolo	North Davis Elementary	57/72678-00-016	02/11/19	\$ 669,113	\$ -	
Davis Joint Unified	Yolo	Valley Oak Elementary	57/72678-00-017	02/11/19	\$ 951,148	\$ -	
Del Norte County Unified	Del Norte	Pine Grove Elementary	57/61820-00-009	02/12/19	\$ 156,735	\$ 104,490	
Del Norte County Unified	Del Norte	Bess Maxwell Elementary	57/61820-00-010	02/12/19	\$ 193,436	\$ 128,957	
Del Norte County Unified	Del Norte	Mary Peacock Elementary	57/61820-00-011	02/12/19	\$ 248,274	\$ 165,516	
Monterey Peninsula Unified	Monterey	Los Arboles Middle	57/66092-00-029	02/12/19	\$ 1,104,890	\$ -	
Etiwanda Elementary	San Bernardino	Caryn Elementary	57/67702-00-002	02/12/19	\$ 2,595,452	\$ -	
Fremont Unified	Alameda	Niles Elementary	57/61176-00-052	02/13/19	\$ 525,412	\$ -	
Red Bluff Joint Union High	Tehama	Red Bluff High	57/71639-00-003	02/13/19	\$ 8,160,549	\$ -	
Fresno Unified	Fresno	Irwin O Addicott Elementary	57/62166-00-142	02/14/19	\$ 889,302	\$ -	
Fresno Unified	Fresno	Fresno High	57/62166-00-143	02/14/19	\$ 417,237	\$ -	
Monterey Peninsula Unified	Monterey	Central Coast High	57/66092-00-030	02/14/19	\$ 157,663	\$ -	
Monterey Peninsula Unified	Monterey	Stilwell (Joseph W) Elementary	57/66092-00-031	02/14/19	\$ 828,437	\$ -	
Redwood City Elementary	San Mateo	North Star Academy	57/69005-00-006	02/14/19	\$ 694,190	\$ -	
East Side Union High	Santa Clara	Foothill High	57/69427-00-038	02/14/19	\$ 1,048,606	\$ -	
Brawley Elementary	Imperial	Barbara Worth Junior High	57/63073-00-004	02/15/19	\$ 591,616	\$ 394,410	
Brawley Elementary	Imperial	Miguel Hidalgo Elementary	57/63073-00-005	02/15/19	\$ 259,394	\$ 172,929	
Brawley Elementary	Imperial	Phil D Swing Elementary	57/63073-00-006	02/15/19	\$ 107,415	\$ 71,610	
Brawley Elementary	Imperial	Myron D Witter Elementary	57/63073-00-007	02/15/19	\$ 323,175	\$ 215,450	
Brawley Elementary	Imperial	J W Oakley Elementary	57/63073-00-008	02/15/19	\$ 738,805	\$ 492,537	
Napa Valley Unified	Napa	El Centro Elementary	57/66266-00-032	02/15/19	\$ 621,034	\$ -	
San Bernardino City Unified	San Bernardino	North Park Elementary	57/67876-00-110	02/15/19	\$ 1,263,683	\$ -	
Davis Joint Unified	Yolo	Oliver Wendell Holmes Junior High	57/72678-00-018	02/15/19	\$ 1,513,033	\$ -	
Temecula Valley Unified	Riverside	James L Day Middle	57/75192-00-016	02/15/19	\$ 3,086,295	\$ -	
Del Norte County Unified	Del Norte	Mountain Elementary	57/61820-00-012	02/19/19	\$ 81,194	\$ 54,130	
Del Norte County Unified	Del Norte	Redwood Elementary	57/61820-00-013	02/19/19	\$ 132,303	\$ 88,202	
Del Norte County Unified	Del Norte	Smith River Elementary	57/61820-00-014	02/19/19	\$ 105,975	\$ 70,650	
Centinel Valley Union High	Los Angeles	Hawthorne High	57/64352-00-008	02/19/19	\$ 900,114	\$ -	
Downey Unified	Los Angeles	Rio San Gabriel Elementary	57/64451-00-032	02/19/19	\$ 2,440,923	\$ -	
Los Angeles Unified	Los Angeles	Corona Avenue Elementary	57/64733-00-717	02/19/19	\$ 8,172,218	\$ -	
Los Angeles Unified	Los Angeles	Manchester Avenue Elementary	57/64733-00-718	02/19/19	\$ 853,629	\$ -	
Moreno Valley Unified	Riverside	Landmark Middle	57/67124-00-011	02/19/19	\$ 6,394,314	\$ -	
Atascadero Unified	San Luis Obispo	Creston Elementary	57/68700-00-009	02/19/19	\$ 609,289	\$ -	
Dublin Unified	Alameda	Frederiksen Elementary	57/75093-00-016	02/19/19	\$ 532,488	\$ -	
West Park Elementary	Fresno	West Park Elementary	57/62539-00-001	02/20/19	\$ 2,451,741	\$ -	
Wasco Union High	Kern	Westside High (Continuation)	57/63859-00-002	02/20/19	\$ 4,563,812	\$ -	
Fountain Valley Elementary	Orange	Cox (James H) Elementary	57/66498-00-014	02/20/19	\$ 410,145	\$ -	
Fountain Valley Elementary	Orange	Oka (Isojiro) Elementary	57/66498-00-015	02/20/19	\$ 684,338	\$ -	
Ocean View	Orange	College View Elementary	57/66613-00-024	02/20/19	\$ 137,761	\$ -	
South San Francisco Unified	San Mateo	Alta Loma Middle	57/69070-00-022	02/20/19	\$ 480,530	\$ -	
Montecito Union Elementary	Santa Barbara	Montecito Union	57/69252-00-001	02/20/19	\$ 3,465,601	\$ 2,310,401	
Rosemead Elementary	Los Angeles	Emma W Shuey Elementary	57/64931-00-013	02/21/19	\$ 2,236,172	\$ -	

SFP APPLICATIONS
 Modernization School Facilities Program
 - Workload as of May 31, 2020 -

District	County	Site Name	Application Number	OPSC Date Received	Estimated State Grant (a)	Financial Hardship (b)	Notification Occurred**
Rosemead Elementary	Los Angeles	Encinita Elementary	57/64931-00-014	02/21/19	\$ 2,744,406	\$ -	-
San Rafael City Elementary	Marin	James B Davidson Middle	57/65458-00-014	02/21/19	\$ 2,375,446	\$ -	-
Castro Valley Unified	Alameda	Castro Valley High	57/61150-00-027	02/22/19	\$ 4,392,880	\$ -	-
Los Angeles Unified	Los Angeles	Christopher Columbus Middle	57/64733-00-719	02/22/19	\$ 5,588,324	\$ -	-
Los Angeles Unified	Los Angeles	Phineas Banning Senior High	57/64733-00-720	02/22/19	\$ 5,499,604	\$ -	-
Westminster Elementary	Orange	DeMille Elementary	57/66746-00-019	02/22/19	\$ 1,006,950	\$ -	-
San Diego Unified	San Diego	Pacific Beach Middle	57/68338-00-267	02/22/19	\$ 3,742,898	\$ -	-
San Diego Unified	San Diego	Longfellow K-8	57/68338-00-268	02/22/19	\$ 3,593,476	\$ -	-
Los Angeles Unified	Los Angeles	San Pedro Senior High	57/64733-20-021	02/25/19	\$ 1,985,912	\$ -	-
Los Angeles Unified	Los Angeles	University High	57/64733-21-035	02/25/19	\$ 14,715,719	\$ -	-
Garden Grove Unified	Orange	Brookhurst Elementary	57/66522-00-093	02/25/19	\$ 856,739	\$ -	-
Roseville Joint Union High	Placer	Roseville High	57/66928-00-005	02/25/19	\$ 9,190,283	\$ -	-
Barstow Unified	San Bernardino	Montara Elementary	57/67611-00-005	02/25/19	\$ 492,636	\$ -	-
San Rafael City Elementary	Marin	San Pedro Elementary	57/65458-00-015	02/26/19	\$ 1,342,919	\$ -	-
Chula Vista Elementary	San Diego	Harborside Elementary	57/68023-00-018	02/26/19	\$ 1,727,012	\$ -	-
Chula Vista Elementary	San Diego	Sunnyside Elementary	57/68023-00-019	02/26/19	\$ 1,603,654	\$ -	-
Grossmont Union High	San Diego	Mount Miguel High	57/68130-00-034	02/26/19	\$ 171,453	\$ -	-
San Ramon Valley Unified	Contra Costa	San Ramon Valley High	57/61804-00-042	02/27/19	\$ 1,466,180	\$ -	-
Newport-Mesa Unified	Orange	Newport Heights Elementary	57/66597-00-046	02/27/19	\$ 1,357,631	\$ -	-
Riverside Unified	Riverside	Highgrove Elementary	57/67215-00-036	02/27/19	\$ 2,343,802	\$ -	-
Ceres Unified	Stanislaus	Caswell Elementary	57/71043-00-016	02/27/19	\$ 806,252	\$ -	-
Reef-Sunset Unified	Kings	Reef Sunset Middle	57/73932-00-010	02/27/19	\$ 1,683,520	\$ 1,122,347	-
Castro Valley Unified	Alameda	Palomares Elementary	57/61150-00-028	02/28/19	\$ 219,553	\$ -	-
San Ramon Valley Unified	Contra Costa	California High	57/61804-00-041	02/28/19	\$ 1,593,117	\$ -	-
Sanger Unified	Fresno	Washington Academic Middle	57/62414-00-018	02/28/19	\$ 1,338,565	\$ -	-
Los Angeles Unified	Los Angeles	Crenshaw Senior High	57/64733-00-721	02/28/19	\$ 13,126,327	\$ -	-
Los Angeles Unified	Los Angeles	San Fernando Senior High	57/64733-73-006	02/28/19	\$ 1,028,847	\$ -	-
Mountain View Elementary	Los Angeles	Baker Elementary	57/64816-00-001	02/28/19	\$ 6,818,888	\$ -	-
Mountain View Elementary	Los Angeles	Willard F Payne Elementary	57/64816-00-002	02/28/19	\$ 2,822,355	\$ -	-
Mountain View Elementary	Los Angeles	Parkview Elementary	57/64816-00-003	02/28/19	\$ 3,924,977	\$ -	-
Mountain View Elementary	Los Angeles	Maxson Elementary	57/64816-00-004	02/28/19	\$ 4,447,828	\$ -	-
Mountain View Elementary	Los Angeles	Alfred S Madrid Middle	57/64816-00-005	02/28/19	\$ 2,991,065	\$ -	-
Mountain View Elementary	Los Angeles	Twin Lakes Elementary	57/64816-00-006	02/28/19	\$ 2,713,876	\$ -	-
Mountain View Elementary	Los Angeles	La Primaria Elementary	57/64816-00-007	02/28/19	\$ 1,803,109	\$ -	-
Mountain View Elementary	Los Angeles	Jerry Voorhis Elementary	57/64816-00-008	02/28/19	\$ 3,198,061	\$ -	-
Manhattan Beach Unified	Los Angeles	Mira Costa High	57/75333-00-007	02/28/19	\$ 2,548,471	\$ -	-
Gorman Joint School District	Los Angeles	Gorman Elementary	58/64584-00-001	08/19/19	\$ 52,652	\$ -	-
Calexico Unified	Imperial	Calexico High	58/63099-00-001*	12/20/19	\$ 1,224,264	\$ -	-
Los Angeles Unified	Los Angeles	Venice Senior High	58/64733-00-005*	02/07/20	\$ 720,104	\$ -	-
Galt Joint Union High	Sacramento	Liberty Ranch High	58/67355-00-001	02/13/20	\$ 2,143,359	\$ -	-
Greenfield Elementary	Monterey	Vista Verde Middle	58/66035-00-001	04/08/20	\$ 527,220	\$ -	-
Greenfield Elementary	Monterey	Mary Chapa Academy	58/66035-00-002	04/08/20	\$ 370,939	\$ -	-
Greenfield Elementary	Monterey	Oak Avenue Elementary	58/66035-00-003	04/08/20	\$ 437,086	\$ -	-
Atwater Elementary	Merced	Mitchell Elementary	58/65631-00-002	04/13/20	\$ 225,377	\$ -	-
Temecula Valley Unified	Riverside	Vail Elementary	58/75192-00-001	04/30/20	\$ 394,879	\$ -	-
Burnt Ranch Elementary	Solano	Liberty Continuation High	58/71662-00-001	05/18/20	\$ 123,812	\$ -	-
Benicia Unified	Solano	Liberty Continuation High	58/70524-00-002	05/29/20	\$ 265,048	\$ -	-

Summary of Modernization Funding	Total (in Dollars)
Estimated State Grant (Column F)	\$ 1,845,611,969
Financial Hardship (Column G)	\$ 37,859,183
Total of Estimated State Grant and Financial Hardship	\$ 1,883,471,152

Modernization Funding	Estimated State Grant	Financial Hardship
Funding Sub-totals	\$ 1,838,661,988	\$ 37,859,183
Facility Hardship - Non-Seismic	\$ 4,540,732	
Funding Total		\$ 1,881,061,904
Facility Hardship - Seismic	\$ 2,409,249	

SFP APPLICATIONS
 Modernization School Facilities Program
 - Workload as of May 31, 2020 -

District	County	Site Name	Application Number	OPSC Date Received	Estimated State Grant (a)	Financial Hardship (b)	Notification Occurred**
----------	--------	-----------	--------------------	--------------------	---------------------------	------------------------	-------------------------

(a) Represents estimated 60% state share of project including excessive cost grants. Seismic Mitigation Program projects represents the estimated 50% state share of project. Amounts shown have not been reviewed by OPSC for compliance with all School Facility Program requirements.

(b) Represents estimated financial hardship. Amounts shown have not been reviewed by OPSC for compliance with all School Facility Program requirements.

*Facility Hardship project requesting Seismic Mitigation Program funding.

**School districts have been notified that the Office of Public School Construction will begin processing the district's application in the near future.

SFP APPLICATIONS
Career Technical Education Facilities Program
- Workload as of May 31, 2020 -

District	County	Site Name	Application Number	OPSC Date Received	Estimated State Grant (a)	Requested Loan Amount
West Contra Costa Unified	Contra Costa	De Anza Senior High	55/61796-01-003	09/06/2019	\$ 462,308	\$ -
West Contra Costa Unified	Contra Costa	De Anza Senior High	55/61796-01-004	09/06/2019	\$ 1,223,970	\$ -
West Contra Costa Unified	Contra Costa	El Cerrito Senior High	55/61796-02-002	09/06/2019	\$ 1,037,417	\$ -
San Luis Coastal Unified	San Luis Obispo	San Luis Obispo High	59/68809-00-010	09/27/2019	\$ 1,500,000	\$ -
San Luis Coastal Unified	San Luis Obispo	Morro Bay High	59/68809-00-011	09/27/2019	\$ 1,500,000	\$ -
Sonoma Valley Unified	Sonoma	Sonoma Valley High	59/70953-00-003	10/11/2019	\$ 1,500,000	\$ -
Santa Barbara Unified	Santa Barbara	Dos Pueblos High	55/76786-00-004	11/18/2019	\$ 1,700,000	\$ -
Hacienda La Puente Unified	Los Angeles	Los Altos High	59/73445-00-003	11/21/2019	\$ 1,227,681	\$ -
Center Joint Unified	Sacramento	Center High	59/73973-00-004	12/06/2019	\$ 280,817	\$ -
Benicia Unified	Solano	Benicia High	55/70524-00-003	12/11/2019	\$ 2,783,347	\$ -
Siskiyou Union High	Siskiyou	Mt. Shasta High	59/70466-00-003	12/11/2019	\$ 488,795	\$ -
Los Alamitos Unified	Orange	Los Alamitos High	55/73924-00-002	12/17/2019	\$ 1,172,560	\$ -
Liberty Union High	Contra Costa	Heritage High	55/61721-00-002	12/20/2019	\$ 1,727,095	\$ -
West Covina Unified	Los Angeles	West Covina High	55/65094-00-005	01/14/2020	\$ 3,000,000	\$ -
West Covina Unified	Los Angeles	Edgewood High	55/65094-00-006	01/14/2020	\$ 3,000,000	\$ -
Santa Ynez Valley Union High	Santa Barbara	Santa Ynez Valley Union High	55/69328-00-002	02/06/2020	\$ 3,000,000	\$ -
John Swett Unified	Contra Costa	John Swett High	59/61697-00-003	02/11/2020	\$ 790,530	\$ -
Mission Valley Rop	Alameda	Mission Valley Rop	59/74021-00-002	02/11/2020	\$ 450,000	\$ -
Laytonville Unified	Mendocino	Laytonville High	55/73916-00-002	02/14/2020	\$ 2,807,615	\$ 1,300,000
Davis Joint Unified	Yolo	Davis Senior High	55/72678-00-002	02/18/2020	\$ 3,000,000	\$ -
Davis Joint Unified	Yolo	Davis Senior High	55/72678-00-003	02/18/2020	\$ 1,683,299	\$ -
Davis Joint Unified	Yolo	Davis Senior High	59/72678-00-001	02/18/2020	\$ 1,500,000	\$ -
Mammoth Unified	Mono	Mammoth High	59/73692-00-002	02/18/2020	\$ 1,500,000	\$ -
Rocklin Unified	Placer	Whitney High	59/75085-00-006	02/18/2020	\$ 1,500,000	\$ -
Del Norte County Unified	Del Norte	Del Norte High	55/61820-00-001	02/20/2020	\$ 545,076	\$ -
Del Norte County Unified	Del Norte	Del Norte High	59/61820-00-001	02/20/2020	\$ 177,987	\$ -
Del Norte County Unified	Del Norte	Del Norte High	59/61820-00-002	02/20/2020	\$ 211,335	\$ -
Colton Joint Unified	San Bernardino	Colton High	55/67686-00-001	02/25/2020	\$ 2,820,444	\$ -
Banning Unified	Riverside	Banning High	55/66985-00-003	02/27/2020	\$ 3,000,000	\$ -
Poway Unified	San Diego	Poway High	55/68296-00-008	02/27/2020	\$ 321,616	\$ -
San Luis Coastal Unified	San Luis Obispo	Morro Bay High	59/68809-00-012	03/02/2020	\$ 1,213,202	\$ -
San Luis Coastal Unified	San Luis Obispo	San Luis Obispo High	55/68809-00-002	03/03/2020	\$ 3,000,000	\$ -
Grossmont Union High	San Diego	Mt. Miguel High	59/68130-00-005	03/03/2020	\$ 1,399,749	\$ -
San Luis Coastal Unified	San Luis Obispo	Morro Bay High	59/68809-00-013	03/03/2020	\$ 1,437,258	\$ -
Davis Joint Unified	Yolo	Da Vinci Charter School	55/72678-00-004	03/04/2020	\$ 3,000,000	\$ -
Porterville Unified	Tulare	Monache High	55/75523-00-006	03/04/2020	\$ 3,000,000	\$ -
Hanford Joint Union High	Kings	Sierra Pacific High	55/63925-00-004	03/09/2020	\$ 1,294,928	\$ -
Tustin Unified	Orange	Beckman High	55/73643-00-003	03/09/2020	\$ 3,000,000	\$ -
Tustin Unified	Orange	Legacy Magnet Academy	55/73643-00-004	03/09/2020	\$ 3,000,000	\$ -
Acalanes Union High	Contra Costa	Las Lomas High	55/61630-00-001	03/10/2020	\$ 1,747,624	\$ -
Tahoe-Truckee Unified	Placer	Truckee High School	55/66944-00-006	03/11/2020	\$ 1,672,180	\$ -
Tahoe-Truckee Unified	Placer	Truckee High School	55/66944-00-007	03/11/2020	\$ 1,956,821	\$ -
Tahoe-Truckee Unified	Placer	Truckee High School	55/66944-00-008	03/11/2020	\$ 1,477,954	\$ -
Tahoe-Truckee Unified	Placer	Sierra Continuation High	59/66944-00-002	03/11/2020	\$ 256,250	\$ -
San Francisco Unified	San Francisco	Marshall (Thurgood) Academic H	59/68478-27-001	03/12/2020	\$ 1,246,541	\$ -
Alhambra Unified	Los Angeles	Mark Keppel High	55/75713-00-003	03/16/2020	\$ 2,201,792	\$ -
Fresno Unified	Fresno	Fresno High	55/62166-00-013	03/17/2020	\$ 1,888,000	\$ -
Fresno Unified	Fresno	Sunnyside High	55/62166-00-014	03/17/2020	\$ 3,000,000	\$ -
Fresno Unified	Fresno	Edison High	55/62166-00-015	03/17/2020	\$ 3,000,000	\$ -
Fresno Unified	Fresno	Edison High	55/62166-00-016	03/17/2020	\$ 1,698,775	\$ -

SFP APPLICATIONS
Career Technical Education Facilities Program
- Workload as of May 31, 2020 -

District	County	Site Name	Application Number	OPSC Date Received	Estimated State Grant (a)	Requested Loan Amount
Fresno Unified	Fresno	Edison High	55/62166-00-017	03/17/2020	\$ 1,608,404	\$ -
Palm Springs Unified	Riverside	Desert Hot Springs High	55/67173-00-003	03/17/2020	\$ 2,607,547	\$ -
William S. Hart Union High	Los Angeles	Castaic High	55/65136-00-003	03/18/2020	\$ 638,466	\$ -
Center Joint Unified	Sacramento	Center High	55/73973-00-001	03/18/2020	\$ 1,808,660	\$ -
Center Joint Unified	Sacramento	Center High	55/73973-00-002	03/18/2020	\$ 2,247,127	\$ -
Center Joint Unified	Sacramento	Center High	55/73973-00-003	03/18/2020	\$ 1,378,144	\$ -
Center Joint Unified	Sacramento	Center High	55/73973-00-004	03/18/2020	\$ 1,856,948	\$ -
Mountain Valley Unified	Trinity	Hayfork High	55/75028-00-002	03/18/2020	\$ 3,000,000	\$ -
Reef-Sunset Unified	Kings	Avenal High	55/73932-00-001	03/19/2020	\$ 2,999,950	\$ -
Imperial Valley Rop	Imperial	Imperial Valley Rop	59/74401-00-001	03/19/2020	\$ 261,000	\$ -
Porterville Unified	Tulare	Strathmore High	55/75523-00-007	03/20/2020	\$ 3,000,000	\$ -
Klamath-Trinity Joint Unified	Humboldt	Hoopa Valley High	55/62901-00-001	03/23/2020	\$ 3,000,000	\$ -
Folsom-Cordova Unified	Sacramento	Folsom High-Prairie City	55/67330-21-006	03/23/2020	\$ 2,760,820	\$ -
Folsom-Cordova Unified	Sacramento	Folsom High	55/67330-21-007	03/23/2020	\$ 3,000,000	\$ -
Northern Humboldt Union High	Humboldt	Arcata High	59/62687-00-007	03/23/2020	\$ 42,933	\$ -
Northern Humboldt Union High	Humboldt	Arcata High	59/62687-00-008	03/23/2020	\$ 1,394,648	\$ -
Downey Unified	Los Angeles	Warren High	55/64451-00-004	03/24/2020	\$ 3,000,000	\$ -
Downey Unified	Los Angeles	Warren High	55/64451-00-005	03/24/2020	\$ 3,000,000	\$ -
Downey Unified	Los Angeles	Warren High	55/64451-00-006	03/24/2020	\$ 3,000,000	\$ -
Castro Valley Unified	Alameda	Castro Valley High	55/61150-00-002	03/25/2020	\$ 1,946,644	\$ -
Manteca Unified	San Joaquin	East Union High	55/68593-03-001	03/25/2020	\$ 3,000,000	\$ -
Nevada Joint Union High	Nevada	Nevada Union High	59/66357-00-002	03/25/2020	\$ 1,163,704	\$ -
Nevada Joint Union High	Nevada	Nevada Union High	59/66357-00-003	03/25/2020	\$ 1,500,000	\$ -
El Monte Union High	Los Angeles	Mountain View High	59/64519-00-008	03/26/2020	\$ 1,406,755	\$ -
San Juan Unified	Sacramento	Del Campo High	59/67447-00-004	03/26/2020	\$ 908,534	\$ -
San Juan Unified	Sacramento	Del Campo High	59/67447-00-005	03/26/2020	\$ 1,078,930	\$ -
West Contra Costa Unified	Contra Costa	De Anza Senior High	55/61796-01-005	03/27/2020	\$ 1,348,434	\$ -
West Contra Costa Unified	Contra Costa	El Cerrito Senior High	55/61796-02-003	03/27/2020	\$ 653,042	\$ -
West Contra Costa Unified	Contra Costa	Pinole Valley High	55/61796-04-001	03/27/2020	\$ 2,003,776	\$ -
West Contra Costa Unified	Contra Costa	Pinole Valley High	55/61796-04-002	03/27/2020	\$ 1,201,883	\$ -
West Contra Costa Unified	Contra Costa	Pinole Valley High	55/61796-04-003	03/27/2020	\$ 1,206,614	\$ -
Kings Canyon Joint Unified	Fresno	Reedley High	55/62265-00-004	03/27/2020	\$ 2,373,375	\$ -
San Bernardino City Unified	San Bernardino	San Gorgonio High	55/67876-00-004	03/27/2020	\$ 3,000,000	\$ -
San Bernardino City Unified	San Bernardino	Pacific High	55/67876-00-005	03/27/2020	\$ 3,000,000	\$ -
San Bernardino City Unified	San Bernardino	Indian Springs High	55/67876-00-006	03/27/2020	\$ 996,235	\$ -
Kings Canyon Joint Unified	Fresno	Reedley High	59/62265-00-003	03/27/2020	\$ 318,133	\$ -
Kings Canyon Joint Unified	Fresno	Reedley High	59/62265-00-004	03/27/2020	\$ 429,338	\$ -
San Rafael City High	Marin	Terra Linda High	59/65466-00-002	03/27/2020	\$ 1,364,808	\$ -
Parlier Unified	Fresno	Parlier High	55/62364-00-001	03/30/2020	\$ 1,497,769	\$ -
Centinela Valley Union High	Los Angeles	Hawthorne High	55/64352-00-007	03/30/2020	\$ 1,881,729	\$ -
Madera Unified	Madera	Matilda Torres High	55/65243-00-008	03/30/2020	\$ 1,087,293	\$ -
Nevada Joint Union High	Nevada	Silver Springs Continuation High	55/66357-00-001	03/30/2020	\$ 1,182,648	\$ -
Geyserville Unified	Sonoma	Geyserville New Tech Academy	55/70706-00-001	03/30/2020	\$ 2,006,040	\$ -
Williams Unified	Colusa	Williams High	59/61622-00-002	03/30/2020	\$ 1,500,000	\$ -
Kings Canyon Joint Unified	Fresno	Reedley High	59/62265-00-005	03/30/2020	\$ 237,004	\$ -
Santa Ana Unified	Orange	Valley High	55/66670-00-001	03/31/2020	\$ 3,000,000	\$ -
Santa Ana Unified	Orange	Segerstrom High	55/66670-00-002	03/31/2020	\$ 3,000,000	\$ -
Lodi Unified	San Joaquin	Bear Creek High	55/68585-00-003	03/31/2020	\$ 1,834,512	\$ -
Ripon Unified	San Joaquin	Ripon High	55/68650-00-001	03/31/2020	\$ 1,582,695	\$ -
Lucia Mar Unified	San Luis Obispo	Arroyo Grande High	55/68759-00-005	03/31/2020	\$ 1,756,962	\$ -
Lucia Mar Unified	San Luis Obispo	Nipomo High	55/68759-00-006	03/31/2020	\$ 613,177	\$ -

SFP APPLICATIONS
Career Technical Education Facilities Program
- Workload as of May 31, 2020 -

District	County	Site Name	Application Number	OPSC Date Received	Estimated State Grant (a)	Requested Loan Amount
Lucia Mar Unified	San Luis Obispo	Arroyo Grande High	55/68759-00-007	03/31/2020	\$ 613,177	\$ -
Santa Ana Unified	Orange	Saddleback High	59/66670-00-008	03/31/2020	\$ 1,500,000	\$ -
Santa Ana Unified	Orange	Century High	59/66670-00-009	03/31/2020	\$ 1,345,256	\$ -
Atascadero Unified	San Luis Obispo	Atascadero High	59/68700-00-003	03/31/2020	\$ 919,970	\$ -
Kern High	Kern	Arvin High	55/63529-00-020	04/01/2020	\$ 2,080,999	\$ -
Corona-Norco Unified	Riverside	Eleanor Roosevelt High	55/67033-00-002	04/01/2020	\$ 1,838,564	\$ -
Corona-Norco Unified	Riverside	Roosevelt High	55/67033-00-003	04/01/2020	\$ (217,718)	\$ -
San Diego Unified	San Diego	Morse Senior High	55/68338-00-005	04/01/2020	\$ 3,000,000	\$ -
Atascadero Unified	San Luis Obispo	Atascadero High	55/68700-00-002	04/01/2020	\$ 2,180,967	\$ -
Atascadero Unified	San Luis Obispo	Atascadero High	55/68700-00-003	04/01/2020	\$ 532,386	\$ -
Modesto City High	Stanislaus	Grace M. Davis High	55/71175-00-005	04/01/2020	\$ 1,501,533	\$ -
Modesto City High	Stanislaus	Modesto High	55/71175-00-006	04/01/2020	\$ 1,164,130	\$ -
Kings Canyon Joint Unified	Fresno	Reedley High	59/62265-00-006	04/01/2020	\$ 1,243,278	\$ -
San Diego Unified	San Diego	La Jolla Senior High	59/68338-00-023	04/01/2020	\$ 744,868	\$ -
San Diego Unified	San Diego	Serra Senior High	59/68338-00-024	04/01/2020	\$ 1,329,613	\$ -
San Diego Unified	San Diego	San Diego High School Ed Complex	59/68338-00-025	04/01/2020	\$ 1,440,629	\$ -
San Diego Unified	San Diego	Mission Bay Senior High	59/68338-00-026	04/01/2020	\$ 1,500,000	\$ -
San Diego Unified	San Diego	Hoover Senior High	59/68338-00-027	04/01/2020	\$ 1,418,508	\$ -
San Diego Unified	San Diego	Lincoln High School	59/68338-00-028	04/01/2020	\$ 636,004	\$ -
San Diego Unified	San Diego	Mira Mesa Senior High	59/68338-00-029	04/01/2020	\$ 948,999	\$ -
San Diego Unified	San Diego	Lincoln High School	59/68338-00-030	04/01/2020	\$ 619,549	\$ -
San Diego Unified	San Diego	University City High	59/68338-00-031	04/01/2020	\$ 1,500,000	\$ -
San Diego Unified	San Diego	Hoover Senior High	59/68338-00-032	04/01/2020	\$ 523,002	\$ -
San Diego Unified	San Diego	Hoover Senior High	59/68338-00-033	04/01/2020	\$ 1,027,130	\$ -
San Diego Unified	San Diego	Crawford Senior High	59/68338-00-034	04/01/2020	\$ 1,251,938	\$ -
San Diego Unified	San Diego	Clairemont Senior High	59/68338-00-035	04/01/2020	\$ 1,500,000	\$ -
San Diego Unified	San Diego	Kearny Sct	59/68338-00-036	04/01/2020	\$ 1,498,092	\$ -
San Diego Unified	San Diego	Serra Senior High	59/68338-08-001	04/01/2020	\$ 1,490,195	\$ -
Santa Cruz City High	Santa Cruz	Soquel High	59/69823-00-003	04/01/2020	\$ 372,071	\$ -
Modesto City High	Stanislaus	Fred C. Beyer High	59/71175-00-002	04/01/2020	\$ 277,049	\$ -
Rowland Unified	Los Angeles	John A. Rowland High	59/73452-00-007	04/01/2020	\$ 508,400	\$ -
Rowland Unified	Los Angeles	Nogales High	59/73452-00-008	04/01/2020	\$ 264,046	\$ -
Abc Unified	Los Angeles	Artesia High	55/64212-00-001	04/02/2020	\$ 2,673,655	\$ -
Torrance Unified	Los Angeles	North High	55/65060-00-007	04/02/2020	\$ 3,000,000	\$ -
Torrance Unified	Los Angeles	West High	55/65060-00-008	04/02/2020	\$ 3,000,000	\$ -
Moreno Valley Unified	Riverside	March Mountain (Cont.)	59/67124-00-001	04/02/2020	\$ 470,000	\$ -
Liberty Union High	Contra Costa	Freedom High	55/61721-00-003	04/03/2020	\$ 1,166,863	\$ -
Lynwood Unified	Los Angeles	Marco Antonio Firebaugh High	55/64774-00-001	04/03/2020	\$ 600,000	\$ -
Le Grand Union High	Merced	Le Grand High	55/65730-00-001	04/03/2020	\$ 4,027,111	\$ 2,009,748
Anaheim Union High	Orange	Magnolia High	55/66431-05-001	04/03/2020	\$ 1,316,065	\$ -
Moreno Valley Unified	Riverside	Moreno Valley High	55/67124-00-004	04/03/2020	\$ 2,800,000	\$ -
Moreno Valley Unified	Riverside	Vista Del Lago High	55/67124-00-005	04/03/2020	\$ 2,800,000	\$ -
Moreno Valley Unified	Riverside	Vista Del Lago High	55/67124-00-006	04/03/2020	\$ 3,000,000	\$ -
Riverside Unified	Riverside	Riverside Stem Academy	55/67215-00-002	04/03/2020	\$ 3,000,000	\$ -
Elk Grove Unified	Sacramento	Elk Grove High	55/67314-00-013	04/03/2020	\$ 2,474,169	\$ -
Elk Grove Unified	Sacramento	Pleasant Grove High	55/67314-00-014	04/03/2020	\$ 943,407	\$ -
Santa Rosa High	Sonoma	Santa Rosa High	55/70920-00-004	04/03/2020	\$ 1,224,454	\$ -
Caruthers Unified	Fresno	Caruthers High	55/75598-00-002	04/03/2020	\$ 667,389	\$ -
Santa Barbara Unified	Santa Barbara	Santa Barbara Senior High	55/76786-00-005	04/03/2020	\$ 2,203,743	\$ -
Oakland Unified	Alameda	Fremont High	59/61259-00-004	04/03/2020	\$ 1,500,000	\$ -
Lynwood Unified	Los Angeles	Lynwood Jr. High	59/64774-00-003	04/03/2020	\$ 675,000	\$ -

SFP APPLICATIONS
Career Technical Education Facilities Program
- Workload as of May 31, 2020 -

District	County	Site Name	Application Number	OPSC Date Received	Estimated State Grant (a)	Requested Loan Amount
Le Grand Union High	Merced	Le Grand High	59/65730-00-001	04/03/2020	\$ 1,877,178	\$ 938,589
Anaheim Union High	Orange	Katella High	59/66431-02-001	04/03/2020	\$ 1,178,380	\$ -
Moreno Valley Unified	Riverside	Moreno Valley High	59/67124-00-002	04/03/2020	\$ 1,200,000	\$ -
San Dieguito Union High	San Diego	La Costa Canyon High	59/68346-00-002	04/03/2020	\$ 858,291	\$ -
San Dieguito Union High	San Diego	Torrey Pines High	59/68346-00-003	04/03/2020	\$ 1,041,747	\$ -
Caruthers Unified	Fresno	Caruthers High	59/75598-00-001	04/03/2020	\$ 1,500,000	\$ -
Washington Unified	Fresno	Washington High	59/76778-00-002	04/03/2020	\$ 1,194,084	\$ 597,042
Glenn County Office Of Education	Glenn	Orland Community	55/10116-00-001	04/06/2020	\$ 880,923	\$ -
Imperial Unified	Imperial	Imperial High	55/63164-00-003	04/06/2020	\$ 3,000,000	\$ -
Imperial Unified	Imperial	Imperial High	55/63164-00-004	04/06/2020	\$ 2,309,680	\$ -
Centinela Valley Union High	Los Angeles	Hawthorne High	55/64352-00-008	04/06/2020	\$ 3,000,000	\$ -
Centinela Valley Union High	Los Angeles	Hawthorne High	55/64352-00-009	04/06/2020	\$ 1,393,286	\$ -
Palo Verde Unified	Riverside	Palo Verde High	55/67181-00-001	04/06/2020	\$ 3,000,000	\$ -
Esparto Unified	Yolo	Esparto High	55/72686-00-002	04/06/2020	\$ 1,152,561	\$ -
Esparto Unified	Yolo	Esparto High	55/72686-00-003	04/06/2020	\$ 786,158	\$ -
Esparto Unified	Yolo	Esparto High	55/72686-00-004	04/06/2020	\$ 1,225,224	\$ -
Mendota Unified	Fresno	Mendota High	55/75127-00-002	04/06/2020	\$ 297,972	\$ -
Jurupa Unified	Riverside	Rubidoux High	59/67090-00-005	04/06/2020	\$ 122,769	\$ -
Jurupa Unified	Riverside	Jurupa Valley High	59/67090-00-006	04/06/2020	\$ 77,830	\$ -
Jurupa Unified	Riverside	Jurupa Valley High	59/67090-00-007	04/06/2020	\$ 77,576	\$ -
Santa Paula Unified	Ventura	Santa Paula Union High	59/76828-00-002	04/06/2020	\$ 840,332	\$ -
Siskiyou Union High	Siskiyou	Mt. Shasta High	55/70466-00-004	04/07/2020	\$ 257,615	\$ -
Natomas Unified	Sacramento	Natomas High	55/75283-00-001	04/07/2020	\$ 2,113,763	\$ -
Dinuba Unified	Tulare	Dinuba High	55/75531-00-006	04/07/2020	\$ 6,000,000	\$ 3,000,000
Dinuba Unified	Tulare	Dinuba High	55/75531-00-007	04/07/2020	\$ 6,000,000	\$ 3,000,000
Glendale Unified	Los Angeles	Glendale Senior High	59/64568-00-002	04/07/2020	\$ 886,654	\$ -
Moreno Valley Unified	Riverside	Canyon Springs High	59/67124-00-003	04/07/2020	\$ 750,000	\$ -
Natomas Unified	Sacramento	Inderkum High	55/75283-00-002	04/08/2020	\$ 3,000,000	\$ -
Selma Unified	Fresno	Selma High	55/62430-00-001	04/10/2020	\$ 2,477,323	\$ -
Selma Unified	Fresno	Selma High	55/62430-00-002	04/10/2020	\$ 2,980,536	\$ -
Selma Unified	Fresno	Selma High	55/62430-00-003	04/10/2020	\$ 3,000,000	\$ -
Morgan Hill Unified	Santa Clara	Ann Sobrato High	55/69583-00-003	04/10/2020	\$ 3,000,000	\$ -
Morgan Hill Unified	Santa Clara	Ann Sobrato High	55/69583-00-004	04/10/2020	\$ 3,000,000	\$ -
Anderson Union High	Shasta	Anderson High	55/69856-00-001	04/13/2020	\$ 682,615	\$ -
Sequoia Union High	San Mateo	Carlmont High	59/69062-00-002	04/15/2020	\$ 1,500,000	\$ -
Long Beach Unified	Los Angeles	Jordan High	55/64725-00-009	04/17/2020	\$ 3,000,000	\$ -
Farmersville Unified	Tulare	Farmersville High	55/75325-00-003	05/04/2020	\$ 1,923,339	\$ -
Ventura Unified	Ventura	Ventura High	59/72652-00-001	05/06/2020	\$ 1,498,496	\$ -
Ventura Unified	Ventura	Ventura High	59/72652-00-002	05/06/2020	\$ 886,904	\$ -
Ventura Unified	Ventura	Ventura High	59/72652-00-003	05/06/2020	\$ 1,081,810	\$ -
Ventura Unified	Ventura	Buena High	59/72652-00-004	05/06/2020	\$ 1,050,526	\$ -
Monterey Peninsula Unified	Monterey	Marina High	59/66092-00-004	05/07/2020	\$ 1,324,660	\$ -
Monterey Peninsula Unified	Monterey	Marina High	59/66092-00-005	05/07/2020	\$ 815,788	\$ -
Lindsay Unified	Tulare	Lindsay Senior High	55/71993-00-002	05/28/2020	\$ 3,000,000	\$ -
Pierce Joint Unified	Colusa	Pierce High	55/61614-00-002	05/29/2020	\$ 1,328,728	\$ -

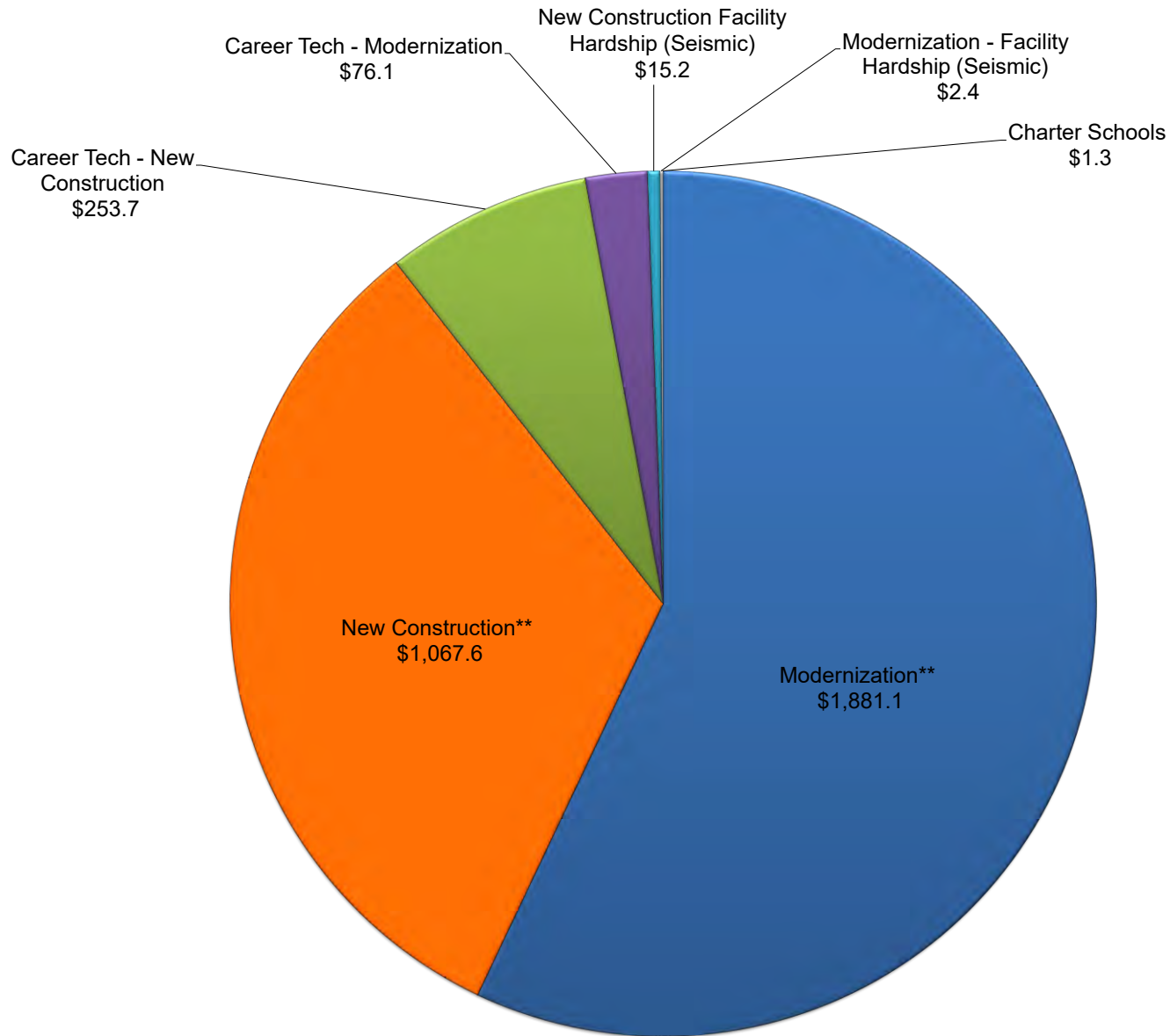
SFP APPLICATIONS
 Career Technical Education Facilities Program
 - Workload as of May 31, 2020 -

District	County	Site Name	Application Number	OPSC Date Received	Estimated State Grant (a)	Requested Loan Amount
----------	--------	-----------	--------------------	--------------------	---------------------------	-----------------------

Summary of CTE Funding	Total (in Dollars)
New Construction	\$ 253,702,322
Modernization	\$ 76,052,546
Total CTEFP	\$ 329,754,868

* OPSC has not yet reviewed the total grant requested and the total number of projects may exceed available bond authority. Placement on this list does not confirm funding.

School Facility Program Applications within Bond Authority*
- in millions of dollars as of May 31, 2020



*The projects on this report only represents completed applications that are awaiting Office of Public School Construction (OPSC) processing and scheduling to the State Allocation Board. It does not reflect the OPSC's complete workload or guarantee the project is within available bond authority.

** Includes Facility Hardship Non-Seismic applications.

This list includes future workload that is identified as:

- Pending reflects workload that has been processed by OPSC but awaiting further information/documentation from the district.
- Reviewing reflects currently being processed by OPSC.

INFORMATION ITEM

FULL-DAY KINDERGARTEN FACILITIES GRANT PROGRAM (as of May 31, 2020)

The applications on this list represent Full-Day Kindergarten Facilities Grant Program projects in date order received through May 31, 2020. These applications have been received and are currently being reviewed by the Office of Public School Construction.

Published monthly in the SAB Agenda.

This report is also located on the [OPSC Website](#)

Full-Day Kindergarten Facilities Grant Program
- Workload as of May 31, 2020 -

District	County	Site Name	Application Number	OPSC Date Received	Estimated State Grant (a)	Financial Hardship (b)	Estimated SAB Date
Chico Unified	Butte	Emma Wilson Elementary	70/61424-00-007	5/30/2019	\$ 1,251,446	TBD	TBD
Chico Unified	Butte	Mcmanus Elementary	70/61424-00-008	5/30/2019	\$ 1,668,595	TBD	TBD
Chico Unified	Butte	Marigold Elementary	70/61424-00-009	5/30/2019	\$ 1,668,595	TBD	TBD
Chico Unified	Butte	Neal Dow Elementary	70/61424-00-010	5/30/2019	\$ 414,149	TBD	TBD
Chico Unified	Butte	Sierra View Elementary	70/61424-00-011	5/30/2019	\$ 1,251,446	TBD	TBD
Chico Unified	Butte	Rosedale Elementary	70/61424-00-012	5/30/2019	\$ 1,668,595	TBD	TBD
Chico Unified	Butte	Hooker Oak Elementary	70/61424-00-013	5/30/2019	\$ 1,251,446	TBD	TBD
Martinez Unified	Contra Costa	John Muir Elementary	70/61739-00-002	5/30/2019	\$ 834,298	TBD	TBD
West Contra Costa Unified	Contra Costa	Wilson Elementary	70/61796-00-001	5/29/2019	\$ 1,251,446	TBD	TBD
Fowler Unified	Fresno	Marshall Elementary	70/62158-00-003	5/30/2019	\$ 2,920,041	TBD	TBD
Fowler Unified	Fresno	Malaga Elementary	70/62158-00-004	5/30/2019	\$ 834,298	TBD	TBD
Fresno Unified	Fresno	Addams Elementary	70/62166-00-006	5/9/2019	\$ 834,298	TBD	TBD
Fresno Unified	Fresno	Del Mar Elementary	70/62166-00-007	5/9/2019	\$ 1,251,446	TBD	TBD
Fresno Unified	Fresno	Ewing Elementary	70/62166-00-008	5/9/2019	\$ 1,668,595	TBD	TBD
Sanger Unified	Fresno	Lone Star Elementary	70/62414-00-005	5/20/2019	\$ 1,251,446	TBD	TBD
Sanger Unified	Fresno	Lincoln Elementary	70/62414-00-006	5/20/2019	\$ 834,298	TBD	TBD
Sanger Unified	Fresno	Wilson Elementary	70/62414-00-007	5/20/2019	\$ 834,298	TBD	TBD
Sanger Unified	Fresno	Madison Elementary	70/62414-00-008	5/20/2019	\$ 834,298	TBD	TBD
Sanger Unified	Fresno	John Wash Elementary	70/62414-00-009	5/20/2019	\$ 834,298	TBD	TBD
Selma Unified	Fresno	Andrew Jackson Elementary	70/62430-00-008	5/9/2019	\$ 1,668,595	TBD	TBD
Selma Unified	Fresno	Theodore Roosevelt Elementary	70/62430-00-009	5/9/2019	\$ 1,668,595	TBD	TBD
Selma Unified	Fresno	George Washington Elementary	70/62430-00-010	5/9/2019	\$ 1,668,595	TBD	TBD
Selma Unified	Fresno	Indianola Elementary	70/62430-00-011	5/9/2019	\$ 834,298	TBD	TBD
Selma Unified	Fresno	Woodrow Wilson Elementary	70/62430-00-012	5/9/2019	\$ 834,298	TBD	TBD
Selma Unified	Fresno	Garfield Elementary	70/62430-00-013	5/9/2019	\$ 834,298	TBD	TBD
Selma Unified	Fresno	Terry Elementary	70/62430-00-014	5/9/2019	\$ 417,149	TBD	TBD
El Centro Elementary	Imperial	Lincoln Elementary	70/63123-00-004	5/15/2019	\$ 834,298	TBD	TBD
El Centro Elementary	Imperial	Hendrick Elementary	70/63123-00-005	5/15/2019	\$ 834,298	TBD	TBD
El Centro Elementary	Imperial	Harding Elementary	70/63123-00-006	5/15/2019	\$ 834,298	TBD	TBD
Delano Union Elementary	Kern	Morningside Elementary	70/63404-00-006	5/9/2019	\$ 834,298	TBD	TBD
Delano Union Elementary	Kern	Terrace Elementary	70/63404-00-007	5/9/2019	\$ 417,149	TBD	TBD
Delano Union Elementary	Kern	Princeton Street Elementary	70/63404-00-008	5/9/2019	\$ 417,149	TBD	TBD
Greenfield Union	Kern	Palla Elementary	70/63503-00-002	5/15/2019	\$ 2,085,744	TBD	TBD
Greenfield Union	Kern	Plantation Elementary	70/63503-00-003	5/15/2019	\$ 834,298	TBD	TBD
Greenfield Union	Kern	Kendrick Elementary	70/63503-00-004	5/15/2019	\$ 1,251,446	TBD	TBD
Greenfield Union	Kern	Fairview Elementary	70/63503-00-005	5/15/2019	\$ 834,298	TBD	TBD
Greenfield Union	Kern	Valle Verde Elementary	70/63503-00-006	5/15/2019	\$ 2,085,744	TBD	TBD
Greenfield Union	Kern	Granite Pointe Elementary	70/63503-00-007	5/15/2019	\$ 1,251,446	TBD	TBD
Greenfield Union	Kern	Horizon Elementary	70/63503-00-008	5/15/2019	\$ 417,149	TBD	TBD
Southern Kern Unified	Kern	Westpark Elementary	70/63776-00-004	5/9/2019	\$ 1,668,595	TBD	TBD
Standard Elementary	Kern	Wingland Elementary	70/63792-00-005	5/14/2019	\$ 2,502,893	TBD	TBD
Standard Elementary	Kern	Highland Elementary	70/63792-00-006	5/14/2019	\$ 2,085,744	TBD	TBD
Armona Union Elementary	Kings	Armona Elementary	70/63875-00-002	5/13/2019	\$ 1,676,055	TBD	TBD
Hanford Elementary	Kings	Lincoln Elementary	70/63917-00-003	5/6/2019	\$ 1,258,906	TBD	TBD
Hanford Elementary	Kings	Monroe Elementary	70/63917-00-004	5/6/2019	\$ 841,758	TBD	TBD
Kit Carson Union Elementary	Kings	Kit Carson Elementary	70/63958-00-002	5/1/2019	\$ 424,609	TBD	TBD
Lennox Elementary	Los Angeles	Moffett Elementary	70/64709-00-002	5/23/2019	\$ 1,668,595	TBD	TBD
Lennox Elementary	Los Angeles	Dolores Huerta Elementary	70/64709-00-003	5/23/2019	\$ 1,668,595	TBD	TBD
Lennox Elementary	Los Angeles	Jefferson Elementary	70/64709-00-004	5/23/2019	\$ 3,337,190	TBD	TBD
San Marino Unified	Los Angeles	Carver Elementary	70/64964-00-001	5/30/2019	\$ 834,298	TBD	TBD
San Marino Unified	Los Angeles	Valentine Elementary	70/64964-00-002	5/30/2019	\$ 834,298	TBD	TBD
Sulphur Springs Union	Los Angeles	Pinetree Community	70/65045-00-010	5/9/2019	\$ 2,085,744	TBD	TBD
Sulphur Springs Union	Los Angeles	Mitchell Community	70/65045-00-011	5/9/2019	\$ 2,085,744	TBD	TBD
Sulphur Springs Union	Los Angeles	Sulphur Springs Community	70/65045-00-012	5/9/2019	\$ 1,668,595	TBD	TBD
Sulphur Springs Union	Los Angeles	Leona Cox Community	70/65045-00-013	5/9/2019	\$ 1,251,446	TBD	TBD

Full-Day Kindergarten Facilities Grant Program
 - Workload as of May 31, 2020 -

District	County	Site Name	Application Number	OPSC Date Received	Estimated State Grant (a)	Financial Hardship (b)	Estimated SAB Date
Sulphur Springs Union	Los Angeles	Canyon Springs Community	70/65045-00-014	5/9/2019	\$ 1,251,446	TBD	TBD
Sulphur Springs Union	Los Angeles	Mint Canyon Community	70/65045-00-015	5/9/2019	\$ 1,251,446	TBD	TBD
Sulphur Springs Union	Los Angeles	Fair Oaks Ranch Community	70/65045-00-016	5/9/2019	\$ 2,920,041	TBD	TBD
Sulphur Springs Union	Los Angeles	Golden Oak Community	70/65045-00-017	5/9/2019	\$ 1,251,446	TBD	TBD
San Rafael City Schools	Marin	San Pedro Elementary	70/65458-00-002	5/2/2019	\$ 1,668,595	TBD	TBD
Alisal Union	Monterey	Oscar F. Loya Elementary	70/65961-00-009	5/8/2019	\$ 1,251,446	TBD	TBD
Alisal Union	Monterey	Cesar E. Chavez Elementary	70/65961-00-010	5/8/2019	\$ 1,251,446	TBD	TBD
Alisal Union	Monterey	Creekside Elementary	70/65961-00-011	5/8/2019	\$ 1,251,446	TBD	TBD
Alisal Union	Monterey	Virginia Rocca Barton Elementary	70/65961-00-012	5/8/2019	\$ 1,251,446	TBD	TBD
Alisal Union	Monterey	Dr. Martin Luther King Jr Academy	70/65961-00-013	5/8/2019	\$ 834,298	TBD	TBD
Alisal Union	Monterey	John E. Steinbeck Elementary	70/65961-00-014	5/8/2019	\$ 834,298	TBD	TBD
Alisal Union	Monterey	Monte Bella Elementary	70/65961-00-015	5/8/2019	\$ 417,149	TBD	TBD
Alisal Union	Monterey	Alisal Community	70/65961-00-016	5/8/2019	\$ 417,149	TBD	TBD
Chualar Union Elementary	Monterey	Chualar Elementary	70/65995-00-001	5/28/2019	\$ 841,758	TBD	TBD
Salinas City Elementary	Monterey	University Park Elementary	70/66142-00-001	5/22/2019	\$ 2,085,744	TBD	TBD
Salinas City Elementary	Monterey	Henry F. Kammann Elementary	70/66142-00-002	5/22/2019	\$ 1,668,595	TBD	TBD
Salinas City Elementary	Monterey	Los Padres Elementary	70/66142-00-003	5/22/2019	\$ 1,668,595	TBD	TBD
Salinas City Elementary	Monterey	Mission Park Elementary	70/66142-00-004	5/22/2019	\$ 1,668,595	TBD	TBD
Salinas City Elementary	Monterey	Monterey Park Elementary	70/66142-00-005	5/22/2019	\$ 1,251,446	TBD	TBD
Centralia Elementary	Orange	Los Coyotes Elementary	70/66472-00-006	5/9/2019	\$ 417,149	TBD	TBD
Centralia Elementary	Orange	Raymond Temple Elementary	70/66472-00-007	5/9/2019	\$ 1,251,446	TBD	TBD
Centralia Elementary	Orange	George B. Miller Elementary	70/66472-00-008	5/9/2019	\$ 417,149	TBD	TBD
Centralia Elementary	Orange	Dysinger Elementary	70/66472-00-009	5/9/2019	\$ 417,149	TBD	TBD
Centralia Elementary	Orange	San Marino Elementary	70/66472-00-010	5/9/2019	\$ 417,149	TBD	TBD
Santa Ana Unified	Orange	George Washington Elementary	70/66670-00-015	5/1/2019	\$ 2,502,893	TBD	TBD
Santa Ana Unified	Orange	Dr. Martin Luther King Jr Elementary	70/66670-00-016	5/1/2019	\$ 417,149	TBD	TBD
Santa Ana Unified	Orange	Thomas A. Edison Elementary	70/66670-00-017	5/1/2019	\$ 1,668,595	TBD	TBD
Santa Ana Unified	Orange	John Muir Fundamental Elementary	70/66670-00-018	5/1/2019	\$ 834,298	TBD	TBD
Santa Ana Unified	Orange	Pio Pico Elementary	70/66670-00-019	5/1/2019	\$ 834,298	TBD	TBD
Santa Ana Unified	Orange	Jim Thorpe Fundamental Elementary	70/66670-00-020	5/1/2019	\$ 1,251,446	TBD	TBD
Santa Ana Unified	Orange	Walker Elementary	70/66670-00-021	5/1/2019	\$ 417,149	TBD	TBD
Santa Ana Unified	Orange	James A. Garfield Elementary	70/66670-00-022	5/1/2019	\$ 1,251,446	TBD	TBD
Santa Ana Unified	Orange	Greenville Fundamental Elementary	70/66670-00-023	5/1/2019	\$ 1,668,595	TBD	TBD
Santa Ana Unified	Orange	Abraham Lincoln Elementary	70/66670-00-024	5/1/2019	\$ 1,668,595	TBD	TBD
Santa Ana Unified	Orange	Monte Vista Elementary	70/66670-00-025	5/1/2019	\$ 834,298	TBD	TBD
Santa Ana Unified	Orange	Theodore Roosevelt Elementary	70/66670-00-026	5/1/2019	\$ 834,298	TBD	TBD
Santa Ana Unified	Orange	Sepulveda Elementary	70/66670-00-027	5/1/2019	\$ 417,149	TBD	TBD
Santa Ana Unified	Orange	Woodrow Wilson Elementary	70/66670-00-028	5/1/2019	\$ 834,298	TBD	TBD
Alvord Unified	Riverside	Valley View Elementary	70/66977-00-014	5/1/2019	\$ 1,251,446	TBD	TBD
Alvord Unified	Riverside	Foothill Elementary	70/66977-00-015	5/1/2019	\$ 1,251,446	TBD	TBD
Alvord Unified	Riverside	Mcauliffe Elementary	70/66977-00-016	5/1/2019	\$ 1,668,595	TBD	TBD
Alvord Unified	Riverside	Promenade Elementary	70/66977-00-017	5/1/2019	\$ 1,251,446	TBD	TBD
Alvord Unified	Riverside	Terrace Elementary	70/66977-00-018	5/1/2019	\$ 1,668,595	TBD	TBD
Alvord Unified	Riverside	Orrenmaa Elementary	70/66977-00-019	5/1/2019	\$ 834,298	TBD	TBD
Alvord Unified	Riverside	Myra Linn Elementary	70/66977-00-020	5/1/2019	\$ 834,298	TBD	TBD
Alvord Unified	Riverside	Rosemary Kennedy Elementary	70/66977-00-021	5/1/2019	\$ 834,298	TBD	TBD
Alvord Unified	Riverside	Arlanza Elementary	70/66977-00-022	5/1/2019	\$ 834,298	TBD	TBD
Alvord Unified	Riverside	Collett Elementary	70/66977-00-023	5/1/2019	\$ 1,251,446	TBD	TBD
Alvord Unified	Riverside	Lake Hills Elementary	70/66977-00-024	5/1/2019	\$ 1,251,446	TBD	TBD
Alvord Unified	Riverside	La Granada Elementary	70/66977-00-025	5/1/2019	\$ 1,251,446	TBD	TBD
Alvord Unified	Riverside	Twinhill Elementary	70/66977-00-026	5/1/2019	\$ 834,298	TBD	TBD
Desert Sands Unified	Riverside	Kennedy Elementary	70/67058-00-001	5/23/2019	\$ 620,850	TBD	TBD
Moreno Valley Unified	Riverside	Butterfield Elementary	70/67124-00-009	5/30/2019	\$ 1,251,446	TBD	TBD
Moreno Valley Unified	Riverside	Honey Hollow Elementary	70/67124-00-010	5/30/2019	\$ 1,251,446	TBD	TBD
Moreno Valley Unified	Riverside	North Ridge Elementary	70/67124-00-011	5/30/2019	\$ 1,251,446	TBD	TBD

Full-Day Kindergarten Facilities Grant Program
- Workload as of May 31, 2020 -

District	County	Site Name	Application Number	OPSC Date Received	Estimated State Grant (a)	Financial Hardship (b)	Estimated SAB Date
Moreno Valley Unified	Riverside	Ridge Crest Elementary	70/67124-00-012	5/30/2019	\$ 834,298	TBD	TBD
Moreno Valley Unified	Riverside	Seneca Elementary	70/67124-00-013	5/30/2019	\$ 834,298	TBD	TBD
Moreno Valley Unified	Riverside	Serrano Elementary	70/67124-00-014	5/30/2019	\$ 834,298	TBD	TBD
Moreno Valley Unified	Riverside	Bear Valley Elementary	70/67124-00-015	5/30/2019	\$ 417,149	TBD	TBD
Moreno Valley Unified	Riverside	Cloverdale Elementary	70/67124-00-016	5/30/2019	\$ 417,149	TBD	TBD
Moreno Valley Unified	Riverside	Creekside Elementary	70/67124-00-017	5/30/2019	\$ 417,149	TBD	TBD
Moreno Valley Unified	Riverside	Hidden Springs Elementary	70/67124-00-018	5/30/2019	\$ 417,149	TBD	TBD
Nuvview Union	Riverside	Valley View Elementary	70/67157-00-001	5/24/2019	\$ 841,758	TBD	TBD
Riverside Unified	Riverside	Highgrove Elementary	70/67215-00-001	5/14/2019	\$ 1,361,219	TBD	TBD
Riverside Unified	Riverside	Jefferson Elementary	70/67215-00-002	5/14/2019	\$ 1,668,595	TBD	TBD
Riverside Unified	Riverside	Madison Elementary	70/67215-00-003	5/15/2019	\$ 2,085,744	TBD	TBD
Riverside Unified	Riverside	Longfellow Elementary	70/67215-00-004	5/14/2019	\$ 2,085,744	TBD	TBD
Riverside Unified	Riverside	Monroe Elementary	70/67215-00-005	5/14/2019	\$ 2,085,744	TBD	TBD
Riverside Unified	Riverside	Adams Elementary	70/67215-00-006	5/14/2019	\$ 1,251,446	TBD	TBD
Riverside Unified	Riverside	Alcott Elementary	70/67215-00-007	5/14/2019	\$ 834,298	TBD	TBD
Riverside Unified	Riverside	Fremont Elementary	70/67215-00-008	5/14/2019	\$ 907,480	TBD	TBD
San Jacinto Unified	Riverside	San Jacinto Elementary	70/67249-00-001	5/24/2019	\$ 1,668,595	TBD	TBD
San Jacinto Unified	Riverside	Edward Hyatt Elementary	70/67249-00-002	5/24/2019	\$ 417,149	TBD	TBD
Robla Elementary	Sacramento	Bell Avenue Elementary	70/67421-00-004	5/9/2019	\$ 841,758	TBD	TBD
Robla Elementary	Sacramento	Glenwood Elementary	70/67421-00-005	5/9/2019	\$ 1,258,906	TBD	TBD
Robla Elementary	Sacramento	Taylor Street Elementary	70/67421-00-006	5/9/2019	\$ 841,758	TBD	TBD
Hollister	San Benito	Calaveras Elementary	70/67470-00-005	5/30/2019	\$ 1,668,595	TBD	TBD
Hollister	San Benito	Ro Hardin Elementary	70/67470-00-006	5/30/2019	\$ 1,668,595	TBD	TBD
Hollister	San Benito	Gabilan Hills Elementary/Hdla	70/67470-00-007	5/30/2019	\$ 2,085,744	TBD	TBD
Hollister	San Benito	Cerra Vista Elementary	70/67470-00-008	5/30/2019	\$ 2,085,744	TBD	TBD
Colton Joint Unified	San Bernardino	Mckinley Elementary	70/67686-00-001	5/30/2019	\$ 834,298	TBD	TBD
Colton Joint Unified	San Bernardino	Ruth Grimes Elementary	70/67686-00-002	5/30/2019	\$ 1,251,446	TBD	TBD
Colton Joint Unified	San Bernardino	Wilson Elementary	70/67686-00-003	5/30/2019	\$ 834,298	TBD	TBD
Colton Joint Unified	San Bernardino	Rogers Elementary	70/67686-00-004	5/30/2019	\$ 834,298	TBD	TBD
Colton Joint Unified	San Bernardino	Crestmore Elementary	70/67686-00-005	5/30/2019	\$ 417,149	TBD	TBD
Colton Joint Unified	San Bernardino	Zimmerman Elementary	70/67686-00-006	5/30/2019	\$ 417,149	TBD	TBD
Cucamonga Elementary	San Bernardino	Cucamonga Elementary	70/67694-00-001	5/22/2019	\$ 1,258,906	TBD	TBD
Fontana Unified	San Bernardino	Locust Elementary	70/67710-00-021	5/30/2019	\$ 417,149	TBD	TBD
Fontana Unified	San Bernardino	Primrose Elementary	70/67710-00-022	5/30/2019	\$ 834,298	TBD	TBD
Fontana Unified	San Bernardino	Dorothy Grant Elementary	70/67710-00-023	5/30/2019	\$ 417,149	TBD	TBD
Fontana Unified	San Bernardino	Hemlock Elementary	70/67710-00-024	5/30/2019	\$ 834,298	TBD	TBD
Fontana Unified	San Bernardino	Poplar Elementary	70/67710-00-025	5/30/2019	\$ 834,298	TBD	TBD
Fontana Unified	San Bernardino	Sierra Lakes Elementary	70/67710-00-026	5/30/2019	\$ 417,149	TBD	TBD
Fontana Unified	San Bernardino	Oleander Elementary	70/67710-00-027	5/30/2019	\$ 1,668,595	TBD	TBD
Fontana Unified	San Bernardino	Porter Elementary	70/67710-00-028	5/30/2019	\$ 1,251,446	TBD	TBD
Fontana Unified	San Bernardino	Beech Elementary	70/67710-00-029	5/30/2019	\$ 834,298	TBD	TBD
Fontana Unified	San Bernardino	Palmetto Elementary	70/67710-00-030	5/30/2019	\$ 1,251,446	TBD	TBD
Fontana Unified	San Bernardino	Date Elementary	70/67710-00-031	5/30/2019	\$ 1,251,446	TBD	TBD
Fontana Unified	San Bernardino	Randall Pepper Elementary	70/67710-00-032	5/30/2019	\$ 834,298	TBD	TBD
Fontana Unified	San Bernardino	Citrus Elementary	70/67710-00-033	5/30/2019	\$ 834,298	TBD	TBD
Fontana Unified	San Bernardino	Cypress Elementary	70/67710-00-034	5/30/2019	\$ 1,251,446	TBD	TBD
Fontana Unified	San Bernardino	Canyon Crest Elementary	70/67710-00-035	5/30/2019	\$ 834,298	TBD	TBD
Fontana Unified	San Bernardino	Live Oak Elementary	70/67710-00-036	5/30/2019	\$ 834,298	TBD	TBD
Fontana Unified	San Bernardino	West Randall Elementary	70/67710-00-037	5/30/2019	\$ 417,149	TBD	TBD
Fontana Unified	San Bernardino	N. Tamarind Elementary	70/67710-00-038	5/30/2019	\$ 417,149	TBD	TBD
Rialto Unified	San Bernardino	Lm Preston Elementary	70/67850-00-005	5/29/2019	\$ 417,149	TBD	TBD
Rialto Unified	San Bernardino	Trapp Elementary	70/67850-00-006	5/29/2019	\$ 417,149	TBD	TBD
Dehesa Elementary	San Diego	Dehesa Elementary	70/68049-00-002	5/15/2019	\$ 841,758	TBD	TBD
Escondido Union Elementary	San Diego	Orange Glen Elementary	70/68098-00-001	5/22/2019	\$ 1,251,446	TBD	TBD
Mountain Empire Unified	San Diego	Campo Elementary	70/68213-00-005	5/21/2019	\$ 834,298	TBD	TBD

Full-Day Kindergarten Facilities Grant Program
- Workload as of May 31, 2020 -

District	County	Site Name	Application Number	OPSC Date Received	Estimated State Grant (a)	Financial Hardship (b)	Estimated SAB Date
Mountain Empire Unified	San Diego	Clover Flat Elementary	70/68213-00-006	5/21/2019	\$ 834,298	TBD	TBD
Mountain Empire Unified	San Diego	Potrero Elementary	70/68213-00-007	5/21/2019	\$ 834,298	TBD	TBD
Mountain Empire Unified	San Diego	Descanso Elementary	70/68213-00-008	5/21/2019	\$ 834,298	TBD	TBD
Santee Elementary	San Diego	Sycamore Canyon Elementary	70/68361-00-006	5/23/2019	\$ 1,258,906	TBD	TBD
Santee Elementary	San Diego	Pride Academy	70/68361-00-007	5/23/2019	\$ 1,258,906	TBD	TBD
Santee Elementary	San Diego	Carlton Hills Elementary	70/68361-00-008	5/23/2019	\$ 1,258,906	TBD	TBD
Santee Elementary	San Diego	Cajon Park Elementary	70/68361-00-009	5/23/2019	\$ 1,258,906	TBD	TBD
Lincoln Unified	San Joaquin	John R. Williams	70/68569-00-001	5/2/2019	\$ 417,149	TBD	TBD
Lincoln Unified	San Joaquin	Brookside Elementary	70/68569-00-002	5/2/2019	\$ 417,149	TBD	TBD
Lincoln Unified	San Joaquin	Don Riggio	70/68569-00-003	5/2/2019	\$ 417,149	TBD	TBD
Lucia Mar Unified	San Luis Obispo	Dorthea Lange Elementary	70/68759-00-003	5/1/2019	\$ 834,298	TBD	TBD
Lucia Mar Unified	San Luis Obispo	Dana Elementary	70/68759-00-004	5/1/2019	\$ 834,298	TBD	TBD
Lucia Mar Unified	San Luis Obispo	Shell Beach Elementary	70/68759-00-005	5/29/2019	\$ 834,298	TBD	TBD
College Elementary	Santa Barbara	College Elementary	70/69179-00-001	5/28/2019	\$ 424,609	TBD	TBD
Lompoc Unified	Santa Barbara	Arthur Hapgood Elementary	70/69229-00-001	5/24/2019	\$ 1,251,446	TBD	TBD
Lompoc Unified	Santa Barbara	La Canada Elementary	70/69229-00-002	5/24/2019	\$ 1,251,446	TBD	TBD
Lompoc Unified	Santa Barbara	Miguelito Elementary	70/69229-00-003	5/24/2019	\$ 1,251,446	TBD	TBD
Lompoc Unified	Santa Barbara	Leonora Fillmore Elementary	70/69229-00-004	5/24/2019	\$ 834,298	TBD	TBD
Lompoc Unified	Santa Barbara	Buena Vista Elementary	70/69229-00-005	5/24/2019	\$ 834,298	TBD	TBD
Lompoc Unified	Santa Barbara	Clarence Ruth Elementary	70/69229-00-006	5/24/2019	\$ 834,298	TBD	TBD
Lompoc Unified	Santa Barbara	La Honda Elementary	70/69229-00-007	5/24/2019	\$ 834,298	TBD	TBD
Lompoc Unified	Santa Barbara	Crestview Elementary	70/69229-00-008	5/24/2019	\$ 834,298	TBD	TBD
Lompoc Unified	Santa Barbara	Los Berros Elementary	70/69229-00-009	5/24/2019	\$ 834,298	TBD	TBD
Luther Burbank Elementary	Santa Clara	Luther Burbank Elementary	70/69542-00-002	5/9/2019	\$ 1,258,906	TBD	TBD
Morgan Hill Unified	Santa Clara	Nordstrom Elementary	70/69583-00-004	5/30/2019	\$ 2,085,744	TBD	TBD
Morgan Hill Unified	Santa Clara	Jackson Academy	70/69583-00-005	5/30/2019	\$ 1,251,446	TBD	TBD
Morgan Hill Unified	Santa Clara	San Martin/Gwinn Elementary	70/69583-00-006	5/30/2019	\$ 1,251,446	TBD	TBD
San Jose Unified	Santa Clara	Booksin Elementary	70/69666-00-001	5/7/2019	\$ 1,668,595	TBD	TBD
San Jose Unified	Santa Clara	Los Alamitos Elementary	70/69666-00-002	5/7/2019	\$ 1,251,446	TBD	TBD
Union Elementary	Santa Clara	Guadalupe Elementary	70/69708-00-001	5/30/2019	\$ 834,298	TBD	TBD
Pajaro Valley Unified	Santa Cruz	Hall District Elementary	70/69799-00-001	5/30/2019	\$ 1,251,446	TBD	TBD
Pajaro Valley Unified	Santa Cruz	Calabasas Elementary	70/69799-00-002	5/30/2019	\$ 2,085,744	TBD	TBD
Pajaro Valley Unified	Santa Cruz	Amesti Elementary	70/69799-00-003	5/30/2019	\$ 1,668,595	TBD	TBD
Pajaro Valley Unified	Santa Cruz	Starlight Elementary	70/69799-00-004	5/30/2019	\$ 2,085,744	TBD	TBD
Pajaro Valley Unified	Santa Cruz	Freedom Elementary	70/69799-00-005	5/30/2019	\$ 1,251,446	TBD	TBD
Pajaro Valley Unified	Santa Cruz	Ann Soldo Elementary	70/69799-00-006	5/30/2019	\$ 834,298	TBD	TBD
Pajaro Valley Unified	Santa Cruz	H.A. Hyde Elementary	70/69799-00-007	5/30/2019	\$ 1,251,446	TBD	TBD
Pajaro Valley Unified	Santa Cruz	Mar Vista Elementary	70/69799-00-008	5/30/2019	\$ 834,298	TBD	TBD
Pajaro Valley Unified	Santa Cruz	Radcliff Elementary	70/69799-00-009	5/30/2019	\$ 1,668,595	TBD	TBD
Pajaro Valley Unified	Santa Cruz	Mintie White Elementary	70/69799-00-010	5/30/2019	\$ 2,085,744	TBD	TBD
Pajaro Valley Unified	Santa Cruz	T.S. Macquiddy Elementary	70/69799-00-011	5/30/2019	\$ 1,251,446	TBD	TBD
Pajaro Valley Unified	Santa Cruz	Landmark Elementary	70/69799-00-012	5/30/2019	\$ 1,251,446	TBD	TBD
Pajaro Valley Unified	Santa Cruz	Bradley Elementary	70/69799-00-013	5/30/2019	\$ 1,251,446	TBD	TBD
Pajaro Valley Unified	Santa Cruz	Ohlone Elementary	70/69799-00-014	5/30/2019	\$ 417,149	TBD	TBD
Pajaro Valley Unified	Santa Cruz	Valencia Elementary	70/69799-00-015	5/30/2019	\$ 1,668,595	TBD	TBD
Pajaro Valley Unified	Santa Cruz	Rio Del Mar Elementary	70/69799-00-016	5/30/2019	\$ 834,298	TBD	TBD
Pajaro Valley Unified	Santa Cruz	Alianza Charter	70/69799-00-017	5/30/2019	\$ 1,668,595	TBD	TBD
Fairfield-Suisun Unified	Solano	Suisun Elementary	70/70540-00-003	5/2/2019	\$ 834,298	TBD	TBD
Fairfield-Suisun Unified	Solano	David Weir Elementary	70/70540-00-004	5/2/2019	\$ 417,149	TBD	TBD
Vacaville Unified	Solano	Edwin Markham Elementary	70/70573-00-002	5/2/2019	\$ 2,085,744	TBD	TBD
Ceres Unified	Stanislaus	Sam Vaughn Elementary	70/71043-00-002	5/23/2019	\$ 824,047	TBD	TBD
Cutler-Orosi Joint Unified	Tulare	Palm Elementary	70/71860-00-005	5/1/2019	\$ 2,502,893	TBD	TBD
Lindsay Unified	Tulare	Jefferson Elementary	70/71993-00-007	5/9/2019	\$ 834,298	TBD	TBD
Lindsay Unified	Tulare	Reagan Elementary	70/71993-00-008	5/9/2019	\$ 834,298	TBD	TBD
Lindsay Unified	Tulare	Kennedy Elementary	70/71993-00-009	5/9/2019	\$ 417,149	TBD	TBD

Full-Day Kindergarten Facilities Grant Program
- Workload as of May 31, 2020 -

District	County	Site Name	Application Number	OPSC Date Received	Estimated State Grant (a)	Financial Hardship (b)	Estimated SAB Date
Sequoia Union Elementary	Tulare	Sequoia Elementary	70/72116-00-001	5/20/2019	\$ 841,758	TBD	TBD
Tulare City Elementary	Tulare	Roosevelt Elementary	70/72231-00-002	5/6/2019	\$ 2,510,353	TBD	TBD
Visalia Unified	Tulare	Goshen Elementary	70/72256-00-002	5/13/2019	\$ 1,676,055	TBD	TBD
Sonora Elementary	Toulumne	Sonora Elementary	70/72371-00-002	5/7/2019	\$ 824,048	TBD	TBD
Oxnard Elementary	Ventura	Marina West Elementary	70/72538-00-005	5/9/2019	\$ 2,085,744	TBD	TBD
Oxnard Elementary	Ventura	Rose Avenue Elementary	70/72538-00-006	5/9/2019	\$ 1,668,595	TBD	TBD
Oxnard Elementary	Ventura	Ramona Elementary	70/72538-00-007	5/9/2019	\$ 834,298	TBD	TBD
Oxnard Elementary	Ventura	Sierra Linda Elementary	70/72538-00-008	5/9/2019	\$ 2,502,893	TBD	TBD
Reef-Sunset Unified	Kings	Tamarack Elementary	70/73932-00-002	5/20/2019	\$ 1,668,595	TBD	TBD
Center Joint Unified	Sacramento	North Country Elementary	70/73973-00-006	5/9/2019	\$ 1,251,446	TBD	TBD
Center Joint Unified	Sacramento	Arthur Dudley Elementary	70/73973-00-007	5/9/2019	\$ 834,298	TBD	TBD
Center Joint Unified	Sacramento	Cyril Spinelli Elementary	70/73973-00-008	5/9/2019	\$ 834,298	TBD	TBD
Lake Elsinore Unified	Riverside	Railroad Canyon Elementary	70/75176-00-001	5/22/2019	\$ 1,648,095	TBD	TBD
Porterville Unified	Tulare	Santa Fe Elementary	70/75523-00-002	5/29/2019	\$ 1,676,055	TBD	TBD
Santa Barbara Unified	Santa Barbara	Adams Elementary	70/76786-00-002	5/9/2019	\$ 1,251,446	TBD	TBD
Santa Barbara Unified	Santa Barbara	Harding University Partnership	70/76786-00-003	5/9/2019	\$ 1,251,446	TBD	TBD
Upper Lake Unified	Lake	Upper Lake Elementary	70/76976-00-002	5/9/2019	\$ 1,258,906	TBD	TBD
Kelseyville Unified	Lake	Kelseyville Elementary	71/64014-00-002	5/23/2019	\$ 806,528	TBD	TBD
Los Nietos Elementary	Los Angeles	Nelson Elementary	71/64758-00-002	5/29/2019	\$ 359,828	TBD	TBD
Sulphur Springs Union	Los Angeles	Valley View Community	71/65045-00-001	5/9/2019	\$ 711,700	TBD	TBD
Whittier City	Los Angeles	Phelan Elementary	71/65110-00-003	5/13/2019	\$ 355,850	TBD	TBD
Whittier City	Los Angeles	Jackson Elementary	71/65110-00-004	5/13/2019	\$ 242,393	TBD	TBD
Whittier City	Los Angeles	Mill Elementary	71/65110-00-005	5/13/2019	\$ 121,196	TBD	TBD
Livingston Union	Merced	Campus Park Elementary	71/65748-00-001	5/30/2019	\$ 359,828	TBD	TBD
Livingston Union	Merced	Selma Herndon Elementary	71/65748-00-002	5/30/2019	\$ 893,603	TBD	TBD
Ocean View Elementary	Orange	Westmont Elementary	71/66613-00-001	5/13/2019	\$ 177,925	TBD	TBD
Ocean View Elementary	Orange	College View Elementary	71/66613-00-002	5/13/2019	\$ 177,925	TBD	TBD
Santa Ana Unified	Orange	Romero-Cruz Academy	71/66670-00-020	5/1/2019	\$ 242,393	TBD	TBD
Santa Ana Unified	Orange	George Washington Carver Elementary	71/66670-00-021	5/1/2019	\$ 242,393	TBD	TBD
Santa Ana Unified	Orange	Thomas Jefferson Elementary	71/66670-00-022	5/1/2019	\$ 363,589	TBD	TBD
Santa Ana Unified	Orange	Andrew Jackson Elementary	71/66670-00-023	5/1/2019	\$ 686,450	TBD	TBD
Santa Ana Unified	Orange	Martin R. Heninger Elementary	71/66670-00-024	5/1/2019	\$ 363,589	TBD	TBD
Santa Ana Unified	Orange	John Adams Elementary	71/66670-00-025	5/1/2019	\$ 242,393	TBD	TBD
Santa Ana Unified	Orange	John Muir Fundamental Elementary	71/66670-00-026	5/1/2019	\$ 363,589	TBD	TBD
Santa Ana Unified	Orange	Santiago Elementary	71/66670-00-027	5/1/2019	\$ 533,775	TBD	TBD
Santa Ana Unified	Orange	John C. Fremont Elementary	71/66670-00-028	5/1/2019	\$ 121,196	TBD	TBD
Santa Ana Unified	Orange	Heroes Elementary	71/66670-00-029	5/1/2019	\$ 121,196	TBD	TBD
Santa Ana Unified	Orange	John F. Kennedy Elementary	71/66670-00-030	5/1/2019	\$ 484,785	TBD	TBD
Santa Ana Unified	Orange	James Madison Elementary	71/66670-00-031	5/1/2019	\$ 1,245,475	TBD	TBD
Santa Ana Unified	Orange	Glenn L. Martin Elementary	71/66670-00-032	5/1/2019	\$ 484,785	TBD	TBD
Santa Ana Unified	Orange	William Howard Taft Elementary	71/66670-00-033	5/1/2019	\$ 121,196	TBD	TBD
Santa Ana Unified	Orange	Wallace R. Davis Elementary	71/66670-00-034	5/1/2019	\$ 355,850	TBD	TBD
Santa Ana Unified	Orange	Diamond Elementary	71/66670-00-035	5/1/2019	\$ 355,850	TBD	TBD
Santa Ana Unified	Orange	Carl Harvey Elementary	71/66670-00-036	5/1/2019	\$ 121,196	TBD	TBD
Santa Ana Unified	Orange	Herbert Hoover Elementary	71/66670-00-037	5/1/2019	\$ 121,196	TBD	TBD
Santa Ana Unified	Orange	James Russell Elementary	71/66670-00-038	5/1/2019	\$ 605,981	TBD	TBD
Santa Ana Unified	Orange	James Monroe Elementary	71/66670-00-039	5/1/2019	\$ 121,196	TBD	TBD
Centralia Elementary	Orange	Danbrook Elementary	71/66742-00-002	5/9/2019	\$ 711,700	TBD	TBD
Moreno Valley Unified	Riverside	Butterfield Elementary	71/67124-00-007	5/30/2019	\$ 242,393	TBD	TBD
Moreno Valley Unified	Riverside	Bear Valley Elementary	71/67124-00-008	5/30/2019	\$ 363,589	TBD	TBD
Moreno Valley Unified	Riverside	Cloverdale Elementary	71/67124-00-009	5/30/2019	\$ 363,589	TBD	TBD
Moreno Valley Unified	Riverside	Creekside Elementary	71/67124-00-010	5/30/2019	\$ 363,589	TBD	TBD
Moreno Valley Unified	Riverside	Hidden Springs Elementary	71/67124-00-011	5/30/2019	\$ 242,393	TBD	TBD
Riverside Unified	Riverside	Harrison Elementary	71/67215-00-001	5/15/2019	\$ 242,393	TBD	TBD
Riverside Unified	Riverside	Jackson Elementary	71/67215-00-002	5/14/2019	\$ 242,393	TBD	TBD

Full-Day Kindergarten Facilities Grant Program
- Workload as of May 31, 2020 -

District	County	Site Name	Application Number	OPSC Date Received	Estimated State Grant (a)	Financial Hardship (b)	Estimated SAB Date
Colton Joint Unified	San Bernardino	Crestmore Elementary	71/67686-00-001	5/30/2019	\$ 533,775	TBD	TBD
Colton Joint Unified	San Bernardino	Zimmerman Elementary	71/67686-00-002	5/30/2019	\$ 533,775	TBD	TBD
Fontana Unified	San Bernardino	Locust Elementary	71/67710-00-012	5/30/2019	\$ 242,393	TBD	TBD
Fontana Unified	San Bernardino	Primrose Elementary	71/67710-00-013	5/30/2019	\$ 242,393	TBD	TBD
Fontana Unified	San Bernardino	Juniper Elementary	71/67710-00-014	5/30/2019	\$ 355,850	TBD	TBD
Fontana Unified	San Bernardino	Tokay Elementary	71/67710-00-016	5/30/2019	\$ 355,850	TBD	TBD
Fontana Unified	San Bernardino	Randall Pepper Elementary	71/67710-00-017	5/30/2019	\$ 242,393	TBD	TBD
Fontana Unified	San Bernardino	South Tamarind Elementary	71/67710-00-018	5/30/2019	\$ 533,775	TBD	TBD
Fontana Unified	San Bernardino	Chaparral Elementary	71/67710-00-019	5/30/2019	\$ 121,196	TBD	TBD
Fontana Unified	San Bernardino	Shadow Hills Elementary	71/67710-00-020	5/30/2019	\$ 121,196	TBD	TBD
Fontana Unified	San Bernardino	Maple Elementary	71/67710-00-021	5/30/2019	\$ 533,775	TBD	TBD
Fontana Unified	San Bernardino	Almond Elementary	71/67710-00-022	5/30/2019	\$ 121,196	TBD	TBD
Fontana Unified	San Bernardino	Oak Park Elementary	71/67710-00-015	5/30/2019	\$ 121,196	TBD	TBD
Rialto Unified	San Bernardino	Lm Preston Elementary	71/67850-00-008	5/29/2019	\$ 355,850	TBD	TBD
Rialto Unified	San Bernardino	Morgan Elementary	71/67850-00-009	5/29/2019	\$ 363,589	TBD	TBD
Rialto Unified	San Bernardino	Morris Elementary	71/67850-00-010	5/29/2019	\$ 242,393	TBD	TBD
Rialto Unified	San Bernardino	Dollahan Elementary	71/67850-00-011	5/29/2019	\$ 242,393	TBD	TBD
Rialto Unified	San Bernardino	J.C. Boyd Elementary	71/67850-00-012	5/29/2019	\$ 242,393	TBD	TBD
Rialto Unified	San Bernardino	Dunn Elementary	71/67850-00-013	5/29/2019	\$ 121,196	TBD	TBD
Santee Elementary	San Diego	Hill Creek Elementary	71/68361-00-008	5/23/2019	\$ 359,828	TBD	TBD
Banta Elementary	San Joaquin	Banta Elementary	71/68486-00-001	5/29/2019	\$ 181,903	TBD	TBD
Banta Elementary	San Joaquin	Nextgeneration Steam Academy	71/68486-00-002	5/29/2019	\$ 164,488	TBD	TBD
Lincoln Unified	San Joaquin	John R. Williams	71/68569-00-001	5/3/2019	\$ 177,925	TBD	TBD
Lincoln Unified	San Joaquin	Tully C. Knoles	71/68569-00-002	5/2/2019	\$ 121,196	TBD	TBD
Lincoln Unified	San Joaquin	Claudia Landeen	71/68569-00-003	5/2/2019	\$ 242,393	TBD	TBD
Lincoln Unified	San Joaquin	Colonial Heights	71/68569-00-004	5/2/2019	\$ 121,196	TBD	TBD
Lincoln Unified	San Joaquin	Mable Barron	71/68569-00-005	5/2/2019	\$ 121,196	TBD	TBD
Morgan Hill Unified	Santa Clara	El Toro Elementary	71/69583-00-006	5/30/2019	\$ 363,589	TBD	TBD
Morgan Hill Unified	Santa Clara	Los Paseos Elementary	71/69583-00-007	5/30/2019	\$ 484,785	TBD	TBD
Morgan Hill Unified	Santa Clara	Paradise Valley Elementary	71/69583-00-008	5/30/2019	\$ 242,393	TBD	TBD
Morgan Hill Unified	Santa Clara	Pa Walsh Elementary	71/69583-00-009	5/30/2019	\$ 484,785	TBD	TBD
Morgan Hill Unified	Santa Clara	Barrett Elementary	71/69583-00-010	5/30/2019	\$ 121,196	TBD	TBD
Strathmore Union Elementary	Tulare	Strathmore Elementary	71/72157-00-001	5/13/2019	\$ 164,488	TBD	TBD
Sunnyside Union Elementary	Tulare	Sunnyside Elementary	71/72181-00-001	5/20/2019	\$ 164,488	TBD	TBD
Compton Unified	Los Angeles	Martin Luther King Elementary	71/73437-00-001	5/29/2019	\$ 363,589	TBD	TBD

Summary of Full-Day Kindergarten Facilities Grant Program		Total (in Dollars)
New Construction		\$ 274,573,543
Retrofit		\$ 23,782,903
Full-Day Kindergarten Total		\$ 298,356,446

* Full-Day Kindergarten Facilities Grant Program applications received by OPSC for the May 2019 Filing Round. OPSC has not yet reviewed the total grant requested and the total number of projects may exceed available expenditure authority. Placement on this list does not confirm funding.

INFORMATION ITEM

SCHOOL FACILITY PROGRAM APPLICATIONS RECEIVED BEYOND BOND AUTHORITY LIST (as of May 31, 2020)

The applications on this list represent School Facility Program (SFP) New Construction and Modernization projects in date order received that were received on or after September 13, 2018 through May 31, 2020. These applications have been received, but not reviewed, by the Office of Public School Construction (OPSC). This list is presented to the State Allocation Board for acknowledgement, but not approval pursuant to SFP Regulation Section 1859.95.1.

Published monthly in the SAB Agenda.

This report is also on the [OPSC Website](http://www.dgs.ca.gov/opsc) at:
www.dgs.ca.gov/opsc

SFP APPLICATIONS

New Construction Acknowledged Applications Received Past Existing Authority as of May 31, 2020

District	County	Site Name	DSA Number	50-04 Date Received	Estimated State Grant (a)	Estimated Financial Hardship (b)
Imperial County Office of Education	Imperial	La Paloma Middle	04-116828	09/14/18	\$ 1,442,651	\$ 1,442,651
Winters Joint Unified	Yolo	Winters High	02-115475	09/14/18	\$ 2,188,077	\$ -
Plaza Elementary	Glenn	Plaza Elementary	02-116764	09/18/18	\$ 2,672,913	\$ 2,672,913
Gustine Unified	Merced	Gustine High	02-116135	09/19/18	\$ 4,814,849	\$ 4,814,849
Corona-Norco Unified	Riverside	Roosevelt High	04-115480	09/21/18	\$ 15,085,368	\$ -
Round Valley Unified	Mendocino	Round Valley High	01-117277	09/24/18	\$ 2,353,745	\$ 2,353,745
Live Oak Unified	Sutter	Live Oak Middle	02-116511	09/24/18	\$ 1,776,402	\$ -
Corona-Norco Unified	Riverside	Garretson Elementary	04-115277	10/01/18	\$ 3,682,897	\$ -
Lammersville Joint Unified	San Joaquin	Cordes Elementary	02-116707	10/04/18	\$ 14,117,100	\$ -
San Benito High	San Benito	San Benito High	01-117136	10/08/18	\$ 6,418,818	\$ -
Fairfield-Suisun Unified	Solano	E Ruth Sheldon Academy of Innovative Learning	02-116436	10/10/18	\$ 1,574,262	\$ -
Grossmont Union High	San Diego	Granite Hills High	04-116776	10/12/18	\$ 966,051	\$ -
El Centro Elementary	Imperial	Harding Elementary	04-117257	10/15/18	\$ 1,656,420	\$ -
Wasco Union Elementary	Kern	James A Forrest Elementary	03-117605	10/15/18	\$ 11,839,197	\$ 11,839,197
Alview-Dairyland Union Elementary	Madera	Alview Elementary	Site/Design	10/16/18	\$ 122,877	\$ 122,877
Alview-Dairyland Union Elementary	Madera	Dairyland Elementary	Site/Design	10/16/18	\$ 122,877	\$ 122,877
Kings River Union Elementary	Tulare	Kings River Elementary	Site/Design	10/16/18	\$ 1,869,396	\$ 1,869,396
Fremont Union High	Santa Clara	Homestead High	01-116560	10/23/18	\$ 3,185,692	\$ -
Fremont Unified	Alameda	G M Walters Junior High	01-115744	10/24/18	\$ 7,741,378	\$ -
Grossmont Union High	San Diego	El Capitan High	04-116979	10/25/18	\$ 2,379,500	\$ -
Corning Union High	Tehama	Corning High	02-116489	10/26/18	\$ 3,546,223	\$ -
Castro Valley Unified	Alameda	Castro Valley High	01-116720	10/29/18	\$ 1,380,830	\$ -
Castro Valley Unified	Alameda	Castro Valley High	01-116816	10/29/18	\$ 1,625,897	\$ -
Grossmont Union High	San Diego	Monte Vista High	04-116978	10/29/18	\$ 1,536,016	\$ -
West Park Elementary	Fresno	West Park Elementary	02-116848	10/30/18	\$ 3,948,406	\$ 3,948,406
Campbell Union High	Santa Clara	Leigh High	01-117171	10/30/18	\$ 4,203,090	\$ -
Central Union High	Imperial	Central Union High	04-116825	10/31/18	\$ 11,738,874	\$ 11,738,874
Pajaro Valley Unified	Santa Cruz	Pajaro Valley High	01-116514	10/31/18	\$ 1,905,424	\$ -
Fairfield-Suisun Unified	Solano	E Ruth Sheldon Academy of Innovative Learning	02-116436	10/31/18	\$ 4,711,065	\$ -
Fresno County Office of Education	Fresno	Selma High	02-116799	11/06/18	\$ 295,279	\$ -
Jurupa Unified	Riverside	West Riverside Elementary	04-115786	11/09/18	\$ 4,338,436	\$ -
Sunnyside Union Elementary	Tulare	Sunnyside Elementary	Site/Design	11/14/18	\$ 4,562,914	\$ 4,562,914
Santa Maria-Bonita	Santa Barbara	Measure T Elementary	03-118839	11/16/18	\$ 11,229,282	\$ -
Williams Unified	Colusa	Williams Elementary	Site/Design	11/19/18	\$ 867,525	\$ 867,525
Williams Unified	Colusa	Williams High	Site/Design	11/19/18	\$ 1,429,051	\$ 1,429,051
Pierce Joint Unified	Colusa	Arbuckle Elementary	02-116802	11/20/18	\$ 1,941,453	\$ -
Los Angeles Unified	Los Angeles	International Studies Learning Center	03-117730	11/26/18	\$ 8,212,769	\$ -
William S. Hart Union High	Los Angeles	William S Hart High	03-118530	11/29/18	\$ 9,813,917	\$ -
Oxnard	Ventura	Seabridge Elementary	03-118672	12/07/18	\$ 13,517,344	\$ -
Oxnard	Ventura	Seabridge Elementary	03-118672	12/07/18	\$ 786,556	\$ -
Porterville Unified	Tulare	Porterville Military Academy	02-115851	12/07/18	\$ 2,092,468	\$ -
Arvin Union	Kern	Bear Mountain Elementary	03-119081	12/14/18	\$ 3,118,320	\$ -
Meadows Union Elementary	Imperial	Meadows Elementary	04-116690	12/20/18	\$ 2,874,742	\$ -
Blochman Union Elementary	Santa Barbara	Benjamin Foxen Elementary	03-119221	12/21/18	\$ 1,308,316	\$ -
Sanger Unified	Fresno	Washington Academic Middle	02-117046	12/24/18	\$ 560,664	\$ -
Etiwanda Elementary	San Bernardino	John L Golden Elementary	04-116718	01/15/19	\$ 1,331,474	\$ -
Tulare Joint Union High	Tulare	Tulare Union High	02-116884	01/15/19	\$ 4,426,098	\$ -

SFP APPLICATIONS

New Construction Acknowledged Applications Received Past Existing Authority as of May 31, 2020

District	County	Site Name	DSA Number	50-04 Date Received	Estimated State Grant (a)	Estimated Financial Hardship (b)
Lemoore Union High	Kings	Lemoore High	02-116535	01/18/19	\$ 5,710,055	\$ -
South Pasadena Unified	Los Angeles	South Pasadena Senior High	03-117509	01/18/19	\$ 1,814,372	\$ -
South Pasadena Unified	Los Angeles	South Pasadena Senior High	03-118006	01/18/19	\$ 478,063	\$ -
Etiwanda Elementary	San Bernardino	David W Long Elementary	04-117113	01/18/19	\$ 1,296,904	\$ -
Hope Elementary	Tulare	Hope Elementary	Site/Design	01/18/19	\$ 885,316	\$ 885,316
Kings Canyon Joint Unified	Fresno	Reedley Middle College High	02-115465	01/28/19	\$ 3,851,979	\$ -
Etiwanda Elementary	San Bernardino	Caryn Elementary	04-117369	02/12/19	\$ 1,366,064	\$ -
Hanford Elementary	Kings	Lincoln Elementary	02-117050	02/27/19	\$ 1,641,316	\$ -
Ceres Unified	Stanislaus	Caswell Elementary	02-116128	02/27/19	\$ 1,519,834	\$ -
Ceres Unified	Stanislaus	Caswell Elementary	02-116128	02/27/19	\$ 714,666	\$ -
Sanger Unified	Fresno	Sanger High	02-117029	03/12/19	\$ 453,990	\$ -
Huntington Beach City Elementary	Orange	Ethel Dwyer Middle	04-116716	03/13/19	\$ 1,602,035	\$ -
Elk Grove Unified	Sacramento	Pleasant Grove High	02-116618	03/14/19	\$ 1,089,046	\$ -
William S. Hart Union High	Los Angeles	Sierra Vista Junior High	03-117759	03/19/19	\$ 3,277,471	\$ -
Robla Elementary	Sacramento	Taylor Street Elementary	02-116689	03/19/19	\$ 1,493,548	\$ -
Sonora Elementary	Tuolumne	Sonora Elementary	02-114452	03/19/19	\$ 1,799,125	\$ -
Soquel Union Elementary	Santa Cruz	New Brighton Middle	01-117113	03/21/19	\$ 1,199,142	\$ -
Pittsburg Unified	Contra Costa	Parkside Elementary	01-117089	03/28/19	\$ 3,724,122	\$ -
Panama-Buena Vista Union	Kern	Panama Elementary	03-118288	04/02/19	\$ 8,150,119	\$ -
Soquel Union Elementary	Santa Cruz	Santa Cruz Gardens Elementary	01-117493	04/02/19	\$ 1,400,353	\$ -
Riverside Unified	Riverside	Harrison Elementary	04-117796	04/04/19	\$ 1,936,737	\$ -
Riverside Unified	Riverside	Jefferson Elementary	04-117816	04/05/19	\$ 2,518,888	\$ -
Capistrano Unified	Orange	Aliso Niguel High	04-117480	04/10/19	\$ 3,773,236	\$ -
Capistrano Unified	Orange	Newhart Middle	04-117479	04/10/19	\$ 4,318,962	\$ -
Riverside Unified	Riverside	Highgrove Elementary	04-117600	04/12/19	\$ 4,568,978	\$ -
Long Beach Unified	Los Angeles	Eunice Sato Academy of Math & Science	03-118586	04/15/19	\$ 8,094,645	\$ -
Riverside Unified	Riverside	Madison Elementary	04-117805	04/18/19	\$ 2,934,170	\$ -
Grossmont Union High	San Diego	Santana High	04-116449	04/19/19	\$ 2,172,279	\$ -
Walnut Valley Unified	Los Angeles	Collegewood Elementary	03-118931	04/24/19	\$ 4,680,284	\$ -
Freshwater Elementary	Humboldt	Freshwater Elementary	Site/Design	04/30/19	\$ 159,972	\$ 159,972
Escalon Unified	San Joaquin	Dent Elementary	02-116870	05/03/19	\$ 4,671,640	\$ -
Fairfield-Suisun Unified	Solano	Suisun Valley Elementary	02-116558	05/08/19	\$ 1,308,175	\$ -
San Joaquin County Office of Education	San Joaquin	John J McFall Elementary	Site/Design	06/13/19	\$ 495,038	\$ 495,038
Rocklin Unified	Placer	Rocklin High	02-117520	06/13/19	\$ 1,031,421	\$ -
Walnut Valley Unified	Los Angeles	Diamond Bar High	03-119137	06/14/19	\$ 1,923,950	\$ -
Piedmont City Unified	Alameda	Piedmont High	01-117533	06/18/19	\$ 7,223,659	\$ -
Porterville Unified	Tulare	Monache High	02-115643	06/25/19	\$ 7,475,880	\$ -
Stockton Unified	San Joaquin	Rio Calaveras Elementary	02-117206	06/26/19	\$ 1,481,638	\$ -
Yuba County Office of Education	Yuba	Virginia School @ Yuba College	02-117118	07/16/19	\$ 656,120	\$ 656,120
Yuba County Office of Education	Yuba	Virginia School @ Yuba College	02-117118	07/16/19	\$ 239,918	\$ 239,918
Los Banos Unified	Merced	San Luis High	02-117464	07/18/19	\$ 634,177	\$ -
Long Beach Unified	Los Angeles	Millikan High	03-118323	07/22/19	\$ 7,648,691	\$ -
Natomas Unified	Sacramento	Natomas High	02-116582	07/23/19	\$ 1,197,332	\$ -
Sanger Unified	Fresno	Madison Elementary	02-117601	07/29/19	\$ 365,374	\$ -
Fremont Unified	Alameda	John M Horner Junior High	01-116600	08/02/19	\$ 11,743,315	\$ -
Palm Springs Unified	Riverside	Desert Hot Springs High	04-117776	08/02/19	\$ 1,237,991	\$ -
Palm Springs Unified	Riverside	Desert Hot Springs High	04-117464	08/02/19	\$ 1,558,238	\$ -

SFP APPLICATIONS

New Construction Acknowledged Applications Received Past Existing Authority as of May 31, 2020

District	County	Site Name	DSA Number	50-04 Date Received	Estimated State Grant (a)	Estimated Financial Hardship (b)
Los Banos Unified	Merced	Volta Elementary	02-117560	08/09/19	\$ 640,355	\$ -
Campbell Union High	Santa Clara	Branham High	01-117117	08/09/19	\$ 6,914,835	\$ -
Hesperia Unified	San Bernardino	Topaz Preparatory Academy	04-117777	08/09/19	\$ 685,886	\$ -
Sanger Unified	Fresno	John S Wash Elementary	02-117663	08/12/19	\$ 368,316	\$ -
Kern High	Kern	Vista Continuation High	03-119958	08/12/19	\$ 276,267	\$ -
Traver Joint Elementary	Tulare	Traver Elementary	Site/Design	08/14/19	\$ 419,767	\$ 419,767
Kern County Office of Education	Kern	Aurora Program School	03-119202	08/16/19	\$ 5,391,482	\$ -
Clovis Unified	Fresno	Clovis East High	02-117406	08/16/19	\$ 493,373	\$ -
Clovis Unified	Fresno	Reagan Elementary	02-117413	08/16/19	\$ 191,459	\$ -
Clovis Unified	Fresno	James S Fugman Elementary	02-117412	08/16/19	\$ 230,687	\$ -
Clovis Unified	Fresno	Roger S Orazo Elementary	02-117414	08/16/19	\$ 387,058	\$ -
Ventura Unified	Ventura	Mound Elementary	03-119844	08/20/19	\$ 514,427	\$ -
Las Virgenes Unified	Los Angeles	Lupin Hill Elementary	03-119279	08/21/19	\$ 798,316	\$ -
Western Placer Unified	Placer	Twelve Bridges High	02-116896	08/22/19	\$ 36,763,875	\$ -
Fremont Unified	Alameda	Washington High	01-117422	08/27/19	\$ 4,885,235	\$ -
Elk Grove Unified	Sacramento	James Rutter Middle School	02-117160	08/28/19	\$ 3,141,303	\$ -
Riverside Unified	Riverside	Magnolia Elementary	04-117814	08/29/19	\$ 3,558,595	\$ -
Folsom Cordova Unified	Sacramento	Mangini Ranch Elementary	02-117008	09/04/19	\$ 11,069,618	\$ -
Western Placer Unified	Placer	Scott Leaman Elementary	02-117173	09/16/19	\$ 12,794,910	\$ -
Fountain Valley	Orange	Masuda Middle	04-118487	09/17/19	\$ 1,085,890	\$ -
Riverside Unified	Riverside	Adams Elementary	04-118175	09/19/19	\$ 2,440,522	\$ -
Ballico-Cressey Elementary	Merced	Ballico Elementary	02-116471	09/24/19	\$ 2,778,665	\$ -
Saugus Union Elementary	Los Angeles	Plum Canyon Elementary	03-119335	09/26/19	\$ 1,389,799	\$ -
Oxnard Elementary	Ventura	Rose Avenue Elementary	03-119284	10/11/19	\$ 10,743,903	\$ 10,743,903
Poway Unified	San Diego	Oak Valley Middle	04-117958	10/16/19	\$ 3,018,181	\$ -
Rocklin Unified	Placer	Ruhkala Elementary	02-117477	10/17/19	\$ 3,108,505	\$ -
Lake Elsinore Unified	Riverside	Alberhill Elementary	04-117782	10/18/19	\$ 12,267,331	\$ -
North Cow Creek Elementary	Shasta	North Cow Creek Elementary	Site/Design	10/25/19	\$ 121,970	\$ 121,970
El Centro Elementary	Imperial	De Anza Magnet	04-117804	10/30/19	\$ 2,800,536	\$ -
Maple Elementary	Kern	Maple Elementary	Site/Design	10/30/19	\$ 385,052	\$ 385,052
Standard Elementary	Kern	Standard Elementary	03-119797	10/31/19	\$ 4,665,935	\$ -
Madera Unified	Madera	Concurrent Enrollment Middle	02-117204	10/31/19	\$ 4,134,537	\$ -
Tustin Unified	Orange	Legacy Magnet Academy	04-116856	11/07/19	\$ 31,899,239	\$ -
Riverside Unified	Riverside	Jackson Elementary	04-117815	11/15/19	\$ 3,059,678	\$ -
Chowchilla Elementary	Madera	Wilson Middle	02-116477	12/03/19	\$ 723,007	\$ -
Riverside Unified	Riverside	University Heights Middle	04-117674	12/06/19	\$ 2,699,011	\$ -
Dublin Unified	Alameda	Dublin High	01-117208	12/18/19	\$ 6,412,551	\$ -
Riverside Unified	Riverside	King (Martin Luther Jr.) High	04-117852	01/06/20	\$ 514,585	\$ -
Napa Valley Unified	Napa	River Charter	01-117207	01/10/20	\$ 4,042,028	\$ -
Corona-Norco Unified	Riverside	Jefferson Elementary	04-118005	01/15/20	\$ 4,797,972	\$ -
Murrieta Valley Unified	Riverside	Murrieta Mesa High	04-118451	01/24/20	\$ 5,113,657	\$ -
Fountain Valley Elementary	Orange	Fulton (Harry C) Middle	04-118883	02/14/20	\$ 1,061,790	\$ -
Natomas Unified	Sacramento	Paso Verde	02-117126	02/18/20	\$ 20,495,845	\$ -
Irvine Unified	Orange	Heritage Field K-8	04-118047	02/20/20	\$ 47,744,919	\$ -
Albany City Unified	Alameda	Albany High	01-117541	02/21/20	\$ 4,370,747	\$ -
Martinez Unified	Contra Costa	John Muir Elementary	01-118033	02/24/20	\$ 4,662,545	\$ -
Salinas Union High	Monterey	Dolores Huerta Middle	01-117098	03/02/20	\$ 21,431,900	\$ -

SFP APPLICATIONS

New Construction Acknowledged Applications Received Past Existing Authority as of May 31, 2020

District	County	Site Name	DSA Number	50-04 Date Received	Estimated State Grant (a)	Estimated Financial Hardship (b)
Stockton Unified	San Joaquin	Valentine Peyton Elementary	02-117686	03/26/20	\$ 1,508,086	\$ -
Mendota Unified	Fresno	Mendota Junior High	02-117492	04/13/20	\$ 1,338,852	\$ -
Mendota Unified	Fresno	Mendota High	02-117755	04/13/20	\$ 74,948	\$ -
Mendota Unified	Fresno	Mendota High	02-117755	04/13/20	\$ 74,948	\$ -
Mendota Unified	Fresno	Mendota High	02-117755	04/13/20	\$ 74,948	\$ -
Humboldt County Office of Education	Humboldt	Glen W Paul School for PH	Site/Design	04/21/20	\$ 251,906	\$ 251,906
Piedmont City Unified	Alameda	Piedmont High	02-117533	04/27/20	\$ 1,131,739	\$ -

Summary of Received-Exceeds for New Construction Funding	Total (in Dollars)
Subtotal of Estimated State Grant (Column F)	\$ 624,782,622
Subtotal of Estimated Financial Hardship (Column G)	\$ 62,144,237
Total of Estimated State Grant and Financial Hardship	\$ 686,926,860

SFP APPLICATIONS
Modernization Acknowledged Applications Received Past Existing Authority as of May 31, 2020

District	County	Site Name	DSA Number	50-04 Date Received	Estimated State Grant (a)	Estimated Financial Hardship (b)
Moreno Valley Unified	Riverside	Moreno Valley High	04-114833	03/01/19	\$ 7,827,616	\$ -
Atascadero Unified	San Luis Obispo	Atascadero High	03-117825	03/01/19	\$ 7,108,925	\$ -
Los Angeles Unified	Los Angeles	One Hundred Thirty-Fifth Street Elementary	03-118219	03/04/19	\$ 2,209,982	\$ -
Garden Grove Unified	Orange	Excelsior Elementary	04-116422	03/04/19	\$ 422,067	\$ -
Franklin-McKinley Elementary	Santa Clara	Slater Elementary	01-117034	03/04/19	\$ 519,956	\$ -
Fresno Unified	Fresno	Slater Elementary	02-115550	03/05/19	\$ 5,193,147	\$ -
Stockton Unified	San Joaquin	Edison High	02-115414	03/06/19	\$ 944,567	\$ -
Temecula Valley Unified	Riverside	Vail Ranch Middle	04-117890	03/06/19	\$ 5,073,700	\$ -
Los Angeles Unified	Los Angeles	Thomas A Edison Middle	03-116609	03/07/19	\$ 9,317,708	\$ -
Garden Grove Unified	Orange	Genevieve M Crosby Elementary	04-116372	03/08/19	\$ 887,314	\$ -
Garden Grove Unified	Orange	Alamitos Intermediate	04-114039	03/08/19	\$ 319,123	\$ -
Atascadero Unified	San Luis Obispo	Fine Arts Academy	03-117570	03/08/19	\$ 1,152,837	\$ -
Los Angeles Unified	Los Angeles	David Starr Jordan Senior High	03-118627	03/11/19	\$ 3,876,338	\$ -
Visalia Unified	Tulare	Redwood High	02-113431	03/13/19	\$ 1,463,385	\$ -
Reef-Sunset Unified	Kings	Kettleman City Elementary	02-116806	03/13/19	\$ 1,028,235	\$ 685,490
Culver City Unified	Los Angeles	El Marino Elementary	03-117814	03/15/19	\$ 741,980	\$ -
Fountain Valley Elementary	Orange	Courreges (Roch) Elementary	04-116586	03/18/19	\$ 608,684	\$ -
Fountain Valley Elementary	Orange	Fulton (Harry C) Middle	04-117590	03/18/19	\$ 2,686,984	\$ -
Robla Elementary	Sacramento	Taylor Street Elementary	02-116689	03/19/19	\$ 2,097,086	\$ -
Moreno Valley Unified	Riverside	Sunnymead Middle	04-117813	03/20/19	\$ 6,321,857	\$ -
Sonora Elementary	Tuolumne	Sonora Elementary	02-114452	03/20/19	\$ 1,993,496	\$ -
Santa Paula Unified	Ventura	Isbell Middle	03-117726	03/20/19	\$ 5,947,976	\$ -
Williams Unified	Colusa	Williams Junior Senior High	Site/Design	03/21/19	\$ 3,405,269	\$ 2,270,179
Novato Unified	Marin	San Jose Middle	01-117262	03/21/19	\$ 1,326,577	\$ -
Soquel Union Elementary	Santa Cruz	Capitola Elementary	01-117113	03/21/19	\$ 1,293,610	\$ -
Soquel Union Elementary	Santa Cruz	Capitola Elementary	01-117113	03/21/19	\$ 3,326,753	\$ -
Glendale Unified	Los Angeles	Crescenta Valley High	03-115497	03/22/19	\$ 4,988,862	\$ -
Pope Valley Union Elementary	Napa	Pope Valley Elementary	01-117294	03/22/19	\$ 322,239	\$ -
Fairfield-Suisun Unified	Solano	Suisun Valley Elementary	02-115701	03/25/19	\$ 2,430,878	\$ -
Azusa Unified	Los Angeles	Center Middle	03-118262	03/27/19	\$ 2,285,349	\$ -
Azusa Unified	Los Angeles	Charles H Lee Elementary	03-118035	03/27/19	\$ 6,076,635	\$ -
Pittsburg Unified	Contra Costa	Parkside Elementary	01-117089	03/28/19	\$ 2,120,250	\$ -
South Fork Union	Kern	South Fork Elementary	Site/Design	04/02/19	\$ 191,565	\$ 127,710
Los Angeles Unified	Los Angeles	George K Porter Middle	03-114965	04/02/19	\$ 7,598,046	\$ -
Chowchilla Elementary	Madera	Merle L Fuller Elementary	02-116478	04/02/19	\$ 2,416,860	\$ -
Huntington Beach City Elementary	Orange	S A Moffett Elementary	04-116538	04/02/19	\$ 424,168	\$ -
Tahoe-Truckee Unified	Placer	Tahoe Truckee High	02-115331	04/02/19	\$ 3,467,947	\$ -
Soquel Union Elementary	Santa Cruz	Main Street Elementary	01-117139	04/02/19	\$ 2,095,486	\$ -
Templeton Unified	San Luis Obispo	Templeton Elementary	03-117573	04/03/19	\$ 1,957,550	\$ -
Armona Union Elementary	Kings	Armona Elementary	02-117025	04/04/19	\$ 2,854,069	\$ 1,902,713
Riverside Unified	Riverside	Harrison Elementary	04-117796	04/04/19	\$ 1,458,062	\$ -
Temecula Valley Unified	Riverside	Helen Hunt Jackson Elementary	04-117950	04/04/19	\$ 1,522,390	\$ -
Riverside Unified	Riverside	Jefferson Elementary	04-117816	04/05/19	\$ 1,110,222	\$ -
Fresno Unified	Fresno	Florence E Rata	02-116111	04/08/19	\$ 819,553	\$ -
Guerneville Elementary	Sonoma	Guerneville Elementary	01-117460	04/08/19	\$ 421,564	\$ -
Moreno Valley Unified	Riverside	Palm Middle	04-117812	04/09/19	\$ 6,732,139	\$ -
Downey Unified	Los Angeles	Downey High	03-118501	04/11/19	\$ 18,649,535	\$ -

SFP APPLICATIONS
Modernization Acknowledged Applications Received Past Existing Authority as of May 31, 2020

District	County	Site Name	DSA Number	50-04 Date Received	Estimated State Grant (a)	Estimated Financial Hardship (b)
Downey Unified	Los Angeles	Old River Elementary	03-118264	04/11/19	\$ 467,316	\$ -
Downey Unified	Los Angeles	Unsworth (Edith) Elementary	03-118550	04/11/19	\$ 1,821,033	\$ -
Santa Paula Unified	Ventura	Blanchard Elementary	03-117337	04/12/19	\$ 647,211	\$ -
Fremont Unified	Alameda	Mission Valley Elementary	01-117258	04/15/19	\$ 1,367,183	\$ -
Riverside Unified	Riverside	Sunshine Special Education	04-117554	04/15/19	\$ 303,327	\$ -
Fremont Unified	Alameda	Oliveira Elementary	01-117218	04/16/19	\$ 2,381,856	\$ -
Kelseyville Unified	Lake	Kelseyville Elementary	01-111111	04/17/19	\$ 2,020,798	\$ 1,347,199
Azusa Unified	Los Angeles	Paramount Elementary	03-119621	04/17/19	\$ 2,097,086	\$ -
Riverside Unified	Riverside	Madison Elementary	04-117805	04/18/19	\$ 2,213,564	\$ -
Richgrove Elementary	Tulare	Richgrove Elementary	02-117127	04/18/19	\$ 1,293,545	\$ 862,363
Moreno Valley Unified	Riverside	Seneca Elementary	04-117868	04/23/19	\$ 2,519,257	\$ -
Moreno Valley Unified	Riverside	Butterfield Elementary	04-117819	04/23/19	\$ 4,465,560	\$ -
Duarte Unified	Los Angeles	Maxwell Academy (PK-8)	03-118014	04/24/19	\$ 1,196,426	\$ -
Hermosa Beach City Elementary	Los Angeles	North Elementary	03-118625	04/24/19	\$ 2,762,013	\$ -
Grossmont Union High	San Diego	West Hills High	04-116370	04/24/19	\$ 1,903,755	\$ -
San Rafael City Elementary	Marin	Venetia Valley K-8	01-117438	04/25/19	\$ 880,542	\$ -
Capistrano Unified	Orange	Harold Ambuehl Elementary	04-118034	04/25/19	\$ 3,674,147	\$ -
Simi Valley Unified	Ventura	Royal High	03-117455	04/25/19	\$ 1,090,764	\$ -
Parlier Unified	Fresno	Mathew J Brletic Elementary	Site/Design	04/30/19	\$ 318,346	\$ 212,231
Parlier Unified	Fresno	Cesar E Chavez Elementary	Site/Design	04/30/19	\$ 148,376	\$ 98,917
Parlier Unified	Fresno	John C Martinez Elementary	Site/Design	04/30/19	\$ 341,334	\$ 227,556
Parlier Unified	Fresno	Parlier High	Site/Design	04/30/19	\$ 366,567	\$ 244,378
Parlier Unified	Fresno	Parlier Junior High	Site/Design	04/30/19	\$ 159,149	\$ 106,099
Parlier Unified	Fresno	San Joaquin Valley High	Site/Design	04/30/19	\$ 70,419	\$ 46,946
Santa Ana Unified	Orange	Wallace R Davis Elementary	04-117485	05/01/19	\$ 1,431,326	\$ -
Santa Ana Unified	Orange	Martin R Heninger Elementary	04-117486	05/01/19	\$ 1,709,223	\$ -
Orange Unified	Orange	Villa Park Elementary	04-116788	05/02/19	\$ 14,189,194	\$ -
Cupertino Union	Santa Clara	William Faria Elementary	01-116964	05/02/19	\$ 2,277,380	\$ -
Cupertino Union	Santa Clara	Abraham Lincoln Elementary	01-117305	05/02/19	\$ 1,935,966	\$ -
Cupertino Union	Santa Clara	Dwight D Eisenhower Elementary	01-117338	05/02/19	\$ 982,152	\$ -
Cupertino Union	Santa Clara	Chester W Nimitz Elementary	01-117337	05/02/19	\$ 534,543	\$ -
Center Joint Unified	Sacramento	North Country Elementary	02-117134	05/02/19	\$ 3,124,267	\$ 2,082,845
Ontario-Montclair	San Bernardino	Elderberry Elementary	04-116400	05/03/19	\$ 551,893	\$ -
Ontario-Montclair	San Bernardino	Corona Elementary	04-116266	05/03/19	\$ 568,368	\$ -
Escalon Unified	San Joaquin	Dent Elementary	02-116870	05/03/19	\$ 5,066,054	\$ -
Whittier City Elementary	Los Angeles	Wallen L Andrews Elementary	03-115641	05/06/19	\$ 2,226,525	\$ -
Ontario-Montclair	San Bernardino	Del Norte Elementary	04-116398	05/06/19	\$ 636,744	\$ -
Ontario-Montclair	San Bernardino	Vernon Middle	04-116474	05/06/19	\$ 307,389	\$ -
Templeton Unified	San Luis Obispo	Templeton High	03-118310	05/06/19	\$ 3,459,192	\$ -
Mesa Union Elementary	Ventura	Mesa Elementary	Site/Design	05/06/19	\$ 220,709	\$ 147,140
Azusa Unified	Los Angeles	Henry Dalton Elementary	03-118729	05/07/19	\$ 629,912	\$ -
Mountain View Elementary	Los Angeles	Cogswell Elementary	03-119711	05/07/19	\$ 5,784,370	\$ -
Mountain View Elementary	Los Angeles	Monte Vista Elementary	03-119713	05/07/19	\$ 5,959,609	\$ -
Mountain View Elementary	Los Angeles	Charles T Kranz Intermediate	03-119702	05/07/19	\$ 7,017,104	\$ -
Mountain View Elementary	Los Angeles	Miramonte Elementary	03-119021	05/07/19	\$ 3,115,962	\$ -
Mountain View Elementary	Los Angeles	Miramonte Elementary	03-119684	05/07/19	\$ 2,793,804	\$ -
Riverside Unified	Riverside	Sierra Middle	04-117469	05/08/19	\$ 98,997	\$ -

SFP APPLICATIONS
Modernization Acknowledged Applications Received Past Existing Authority as of May 31, 2020

District	County	Site Name	DSA Number	50-04 Date Received	Estimated State Grant (a)	Estimated Financial Hardship (b)
Redding Elementary	Shasta	Manzanita Elementary	02-117223	05/08/19	\$ 705,100	\$ -
Grossmont Union High	San Diego	El Capitan High	04-117430	05/09/19	\$ 155,309	\$ -
Templeton Unified	San Luis Obispo	Templeton High	03-116805	05/09/19	\$ 1,467,363	\$ -
Edison Elementary	Kern	Orangewood Elementary	03-113574	05/10/19	\$ 740,114	\$ 493,409
Paramount Unified	Los Angeles	Lakewood Elementary	03-118687	05/15/19	\$ 2,643,486	\$ -
Folsom-Cordova Unified	Sacramento	Theodore Judah Elementary	02-117436	05/16/19	\$ 1,638,194	\$ -
Capistrano Unified	Orange	Palisades Elementary	04-118015	05/20/19	\$ 3,509,415	\$ -
Saddleback Valley Unified	Orange	Lake Forest Elementary	04-117699	05/20/19	\$ 4,906,308	\$ -
Coachella Valley Unified	Riverside	Palm View Elementary	04-117174	05/20/19	\$ 2,729,876	\$ -
El Tejon Unified	Kern	Frazier Park Elementary	Site/Design	05/20/19	\$ 234,941	\$ 156,627
El Tejon Unified	Kern	Frazier Mountain High	Site/Design	05/20/19	\$ 253,703	\$ 169,135
El Tejon Unified	Kern	El Tejon Elementary	Site/Design	05/20/19	\$ 194,246	\$ 129,498
Island Union Elementary	Kings	Island Elementary	Site/Design	05/23/19	\$ 252,264	\$ 168,176
Downey Unified	Los Angeles	Lewis (Ed C) Elementary	03-117694	05/23/19	\$ 1,209,734	\$ -
Novato Unified	Marin	Loma Verde Elementary	01-118002	05/23/19	\$ 472,056	\$ -
Novato Unified	Marin	Lynwood Elementary	01-118003	05/23/19	\$ 1,184,380	\$ -
Folsom-Cordova Unified	Sacramento	Folsom Hills Elementary	02-117187	05/23/19	\$ 3,060,565	\$ -
Oxnard	Ventura	Christa McAuliffe Elementary	03-115302	05/29/19	\$ 119,762	\$ -
Greenfield Union Elementary	Monterey	Vista Verde Middle	Site/Design	05/31/19	\$ 174,974	\$ 116,649
Greenfield Union Elementary	Monterey	Mary Chapa Academy	Site/Design	05/31/19	\$ 342,363	\$ 228,242
Greenfield Union Elementary	Monterey	Oak Avenue Elementary	Site/Design	05/31/19	\$ 235,195	\$ 156,797
Capistrano Unified	Orange	Aliso Niguel High	04-117252	05/31/19	\$ 2,455,487	\$ -
Santa Ynez Valley Union High	Santa Barbara	Santa Ynez Valley Union High	03-119086	05/31/19	\$ 1,583,921	\$ -
Tustin Unified	Orange	C C Lambert Elementary	04-114722	05/31/19	\$ 563,209	\$ -
Tustin Unified	Orange	C E Utt Middle	04-117972	05/31/19	\$ 1,823,626	\$ -
Tustin Unified	Orange	Robert Heideman Elementary	04-115919	05/31/19	\$ 921,615	\$ -
Tustin Unified	Orange	Tustin High	04-114732	05/31/19	\$ 2,301,359	\$ -
Tustin Unified	Orange	Tustin High	04-113709	05/31/19	\$ 2,301,359	\$ -
Manhattan Beach Unified	Los Angeles	Pacific Elementary	03-119544	05/31/19	\$ 2,064,634	\$ -
Manhattan Beach Unified	Los Angeles	Mira Costa High	03-119547	05/31/19	\$ 1,769,028	\$ -
Placer Union High	Placer	Colfax High	02-117341	06/04/19	\$ 1,471,979	\$ -
Placer Union High	Placer	Placer High	02-117359	06/04/19	\$ 3,804,717	\$ -
Freshwater Elementary	Humboldt	Freshwater Elementary	01-118041	06/05/19	\$ 415,960	\$ 277,307
San Jose Unified	Santa Clara	Willow Glen Elementary	01-108097	06/05/19	\$ 1,651,049	\$ -
Irvine Unified	Orange	Lakeside Middle	04-116529	06/06/19	\$ 435,346	\$ -
Irvine Unified	Orange	Bonita Canyon Elementary	04-115833	06/06/19	\$ 152,715	\$ -
Irvine Unified	Orange	Greentree Elementary	04-115813	06/06/19	\$ 249,055	\$ -
John Swett Unified	Contra Costa	John Swett High	01-117014	06/11/19	\$ 3,398,076	\$ -
Newport-Mesa Unified	Orange	Harbor View Elementary	04-118010	06/12/19	\$ 2,603,395	\$ -
Newport-Mesa Unified	Orange	Maude B Davis Elementary	04-116609	06/12/19	\$ 1,087,192	\$ -
Santa Barbara Unified	Santa Barbara	Washington Elementary	03-118821	06/12/19	\$ 760,269	\$ -
Santa Barbara Unified	Santa Barbara	Cleveland Elementary	03-118822	06/12/19	\$ 860,420	\$ -
San Joaquin County Office of Education	San Joaquin	John J McFall Elementary	Site/Design	06/13/19	\$ 496,086	\$ 330,724
Yuba County Office of Education	Yuba	Virginia School	02-117118	06/13/19	\$ 282,975	\$ 188,650
Whittier City Elementary	Los Angeles	Orange Grove Elementary	03-105736	06/13/19	\$ 1,689,998	\$ -
Norris Elementary	Kern	Olive Drive Elementary	03-118389	06/14/19	\$ 2,343,802	\$ -
San Francisco Unified	San Francisco	Washington (George) High	01-117610	06/14/19	\$ 16,508,360	\$ -

SFP APPLICATIONS
Modernization Acknowledged Applications Received Past Existing Authority as of May 31, 2020

District	County	Site Name	DSA Number	50-04 Date Received	Estimated State Grant (a)	Estimated Financial Hardship (b)
Piedmont City Unified	Alameda	Piedmont High	01-117533	06/18/19	\$ 2,058,582	\$ -
San Jose Unified	Santa Clara	Peter Burnett Middle	01-115531	06/18/19	\$ 1,177,524	\$ -
San Jose Unified	Santa Clara	Willow Glen Middle	01-108624	06/18/19	\$ 1,256,733	\$ -
Santa Ana Unified	Orange	Walker Elementary	04-117489	06/19/19	\$ 2,465,677	\$ -
Santa Ana Unified	Orange	Cesar E Chavez High	04-117484	06/19/19	\$ 1,141,119	\$ -
Santa Ana Unified	Orange	Pio Pico Elementary	04-117488	06/19/19	\$ 2,116,589	\$ -
Elk Grove Unified	Sacramento	Sheldon High	02-117205	06/19/19	\$ 3,424,572	\$ -
Newport-Mesa Unified	Orange	Estancia High	04-115751	06/21/19	\$ 2,220,906	\$ -
Newport-Mesa Unified	Orange	Heinz Kaiser Elementary	04-116993	06/21/19	\$ 1,742,838	\$ -
Tustin Unified	Orange	Foothill High	04-113765	06/24/19	\$ 1,730,669	\$ -
Yuba County Office of Education	Yuba	Anna Bell Karr	02-117468	06/25/19	\$ 195,789	\$ 130,526
San Ramon Valley Unified	Contra Costa	Twin Creeks Elementary	01-114608	06/25/19	\$ 716,811	\$ -
Kings Canyon Joint Unified	Fresno	Great Western Elementary	02-116561	06/25/19	\$ 2,240,181	\$ -
Whittier City Elementary	Los Angeles	Lou Henry Hoover Elementary	03-105735	06/26/19	\$ 2,910,388	\$ -
San Marcos Unified	San Diego	Alvin M Dunn Elementary	04-116805	06/26/19	\$ 1,013,632	\$ -
Garden Grove Unified	Orange	Faylane Elementary	04-113987	06/27/19	\$ 337,455	\$ -
Garden Grove Unified	Orange	Riverdale Elementary	04-116420	06/27/19	\$ 715,239	\$ -
Garden Grove Unified	Orange	Parkview Elementary	04-116276	06/27/19	\$ 535,442	\$ -
Garden Grove Unified	Orange	R F Hazard Elementary	04-115414	06/27/19	\$ 138,941	\$ -
Garden Grove Unified	Orange	Donald S Jordan Intermediate	04-114033	06/27/19	\$ 257,453	\$ -
Monterey Peninsula Unified	Monterey	Monterey High	01-117753	06/28/19	\$ 1,847,583	\$ -
Eureka City Schools	Humboldt	Lincoln Elementary	01-111362	06/28/19	\$ 2,151,390	\$ -
San Francisco Unified	San Francisco	Lafayette Elementary	01-117769	07/01/19	\$ 1,746,645	\$ -
San Ramon Valley Unified	Contra Costa	Sycamore Valley Elementary	01-117096	07/02/19	\$ 3,098,753	\$ -
Davis Joint Unified	Yolo	Ralph Waldo Emerson Junior High	02-114292	07/03/19	\$ 1,957,608	\$ -
Santa Barbara Unified	Santa Barbara	Santa Barbara Junior High	03-118649	07/03/19	\$ 5,836,750	\$ -
Pomona Unified	Los Angeles	Roosevelt Elementary	03-119226	07/11/19	\$ 3,700,706	\$ -
Moreno Valley Unified	Riverside	Serrano Elementary	04-117854	07/11/19	\$ 3,284,803	\$ 2,189,869
Moreno Valley Unified	Riverside	Hidden Springs Elementary	04-117846	07/11/19	\$ 1,277,989	\$ 851,993
Moreno Valley Unified	Riverside	Hendrick Ranch Elementary	04-117881	07/11/19	\$ 1,818,818	\$ 1,212,545
Moreno Valley Unified	Riverside	Cloverdale Elementary	04-117856	07/11/19	\$ 3,815,272	\$ 2,543,515
Moreno Valley Unified	Riverside	Bear Valley Elementary	04-117898	07/11/19	\$ 4,476,071	\$ 2,984,047
Moreno Valley Unified	Riverside	Mountain View Middle	04-117823	07/11/19	\$ 6,770,235	\$ 4,513,490
Moreno Valley Unified	Riverside	Honey Hollow Elementary	04-117855	07/11/19	\$ 3,141,216	\$ 2,094,144
Moreno Valley Unified	Riverside	Ridge Crest Elementary	04-117820	07/11/19	\$ 2,695,299	\$ 1,796,866
Yuba County Office of Education	Yuba	Virginia School	02-117579	07/19/19	\$ 843,714	\$ 562,476
Placer Union High	Placer	Del Oro High	02-117360	07/19/19	\$ 3,939,831	\$ -
Azusa Unified	Los Angeles	Charles H Lee Elementary	03-120002	07/22/19	\$ 2,799,664	\$ -
Azusa Unified	Los Angeles	Gladstone High	03-116754	07/22/19	\$ 867,640	\$ -
Galt Joint Union Elementary	Sacramento	Vernon E Greer Elementary	02-116669	07/22/19	\$ 2,249,078	\$ -
Washington Unified	Yolo	Elkhorn Village Elementary	02-114393	07/23/19	\$ 1,425,135	\$ -
San Jose Unified	Santa Clara	Leland High	01-109290	07/26/19	\$ 2,172,167	\$ -
Montague Elementary	Siskiyou	Montague Elementary	Site/Design	07/26/19	\$ 1,221,836	\$ 814,557
Tulare County Office of Education	Tulare	LB Hill Learning Cntr	02-117142	08/02/19	\$ 1,360,110	\$ 906,740
Fremont Unified	Alameda	John M Horner Junior High	01-116600	08/02/19	\$ 3,154,754	\$ -
San Francisco Unified	San Francisco	Milk (Harvey) Civil Rights Elementary	01-118065	08/05/19	\$ 1,059,695	\$ -
Novato Unified	Marin	San Marin High	01-117833	08/07/19	\$ 756,041	\$ -

SFP APPLICATIONS
Modernization Acknowledged Applications Received Past Existing Authority as of May 31, 2020

District	County	Site Name	DSA Number	50-04 Date Received	Estimated State Grant (a)	Estimated Financial Hardship (b)
Redwood City Elementary	San Mateo	John F Kennedy Middle	01-117968	08/08/19	\$ 3,277,173	\$ -
Los Angeles Unified	Los Angeles	Audubon Middle	03-117732	08/09/19	\$ 2,245,921	\$ -
Los Angeles Unified	Los Angeles	Tenth Street Elementary	03-114945	08/09/19	\$ 2,319,140	\$ -
Roseville Joint Union High	Placer	Granite Bay High	02-117352	08/09/19	\$ 2,784,623	\$ -
Roseville Joint Union High	Placer	Oakmont High	02-117308	08/09/19	\$ 3,192,270	\$ -
Monson-Sultana Joint Union Elementary	Tulare	Monson-Sultana Elementary	02-117490	08/09/19	\$ 905,713	\$ -
Culver City Unified	Los Angeles	La Ballona Elementary	03-117972	08/12/19	\$ 448,287	\$ -
Novato Unified	Marin	Novato High	01-117947	08/12/19	\$ 1,432,028	\$ -
Corona-Norco Unified	Riverside	Norco Intermediate	04-117938	08/12/19	\$ 812,816	\$ -
Stockton Unified	San Joaquin	Cleveland Elementary	02-116886	08/12/19	\$ 3,874,216	\$ -
Moreno Valley Unified	Riverside	Canyon Springs High	04-117843	08/13/19	\$ 15,244,687	\$ -
Orange Unified	Orange	Canyon High	04-117300	08/14/19	\$ 7,032,986	\$ -
Kern High	Kern	Bakersfield High	03-118972	08/16/19	\$ 13,705,939	\$ -
Tahoe-Truckee Unified	Placer	Sierra Expeditionary Learning	02-114939	08/16/19	\$ 1,146,384	\$ -
Los Angeles Unified	Los Angeles	Sixty-Eight Street Elementary	03-118160	08/19/19	\$ 1,690,286	\$ -
Whittier City Elementary	Los Angeles	Mill Elementary	03-106560	08/19/19	\$ 1,393,200	\$ -
Grass Valley Elementary	Nevada	Grass Valley Charter	02-117269	08/19/19	\$ 2,556,209	\$ -
Grass Valley Elementary	Nevada	Margaret G Scotten Elementary	02-117268	08/19/19	\$ 2,476,211	\$ -
Los Nietos	Los Angeles	Aeolian Elementary	03-114092	08/23/19	\$ 2,812,991	\$ -
Elk Grove Unified	Sacramento	Joseph Kerr Middle	02-117149	08/23/19	\$ 2,188,989	\$ -
Lucia Mar Unified	San Luis Obispo	Oceano Elementary	03-118642	08/26/19	\$ 1,690,526	\$ -
Lucia Mar Unified	San Luis Obispo	Mesa Middle	03-118807	08/26/19	\$ 2,934,810	\$ -
Moraga Elementary	Contra Costa	Camino Pablo Elementary	01-117857	08/26/19	\$ 701,440	\$ -
Le Grand Union	Merced	Le Grand Elementary	Site/Design	08/26/19	\$ 302,660	\$ 201,774
Colusa Unified	Colusa	Burchfield Primary	02-114561	08/28/19	\$ 1,147,073	\$ -
Colusa Unified	Colusa	Colusa High	02-114560	08/28/19	\$ 1,178,921	\$ -
Colusa Unified	Colusa	Egling Middle	02-114558	08/28/19	\$ 1,413,093	\$ -
Saddleback Valley Unified	Orange	Rancho Santa Margarita	04-117874	08/29/19	\$ 6,019,974	\$ -
Desert Sands Unified	Riverside	Indio Middle	04-117991	08/29/19	\$ 4,500,965	\$ -
Riverside Unified	Riverside	Magnolia Elementary	04-117814	08/29/19	\$ 670,308	\$ -
Riverside Unified	Riverside	Fremont Elementary	04-117892	08/29/19	\$ 1,494,294	\$ -
Azusa Unified	Los Angeles	Murray Elementary	03-118150	08/30/19	\$ 1,372,382	\$ -
San Francisco Unified	San Francisco	Garfield Elementary	01-117815	08/30/19	\$ 1,805,257	\$ -
Kern Union High	Kern	North High	03-114830	09/03/19	\$ 4,559,315	\$ -
Chicago Park Elementary	Nevada	Chicago Park Elementary	02-117469	09/04/19	\$ 242,080	\$ 161,387
Chicago Park Elementary	Nevada	Chicago Park Community Charter	02-117469	09/04/19	\$ 439,813	\$ 293,209
Bennett Valley Union Elementary	Sonoma	Yulupa Elementary	01-112640	09/12/19	\$ 264,042	\$ -
Hanford Elementary	Kings	Lincoln Elementary	02-117625	09/13/19	\$ 2,683,314	\$ -
Hanford Elementary	Kings	George Washington	02-117307	09/13/19	\$ 2,476,072	\$ -
Desert Sands Unified	Riverside	Kennedy Elementary	04-118249	09/16/19	\$ 402,918	\$ -
Newport-Mesa Unified	Orange	Wilson Elementary	04-116611	09/17/19	\$ 1,802,983	\$ -
San Jose Unified	Santa Clara	Willow Glen High	01-108611	09/17/19	\$ 2,212,543	\$ -
San Jose Unified	Santa Clara	Lincoln High	01-117168	09/17/19	\$ 2,538,379	\$ -
Moreno Valley Unified	Riverside	Vista Heights	04-117821	09/19/19	\$ 6,163,856	\$ 4,109,237
Riverside Unified	Riverside	Adams Elementary	04-118175	09/19/19	\$ 1,012,227	\$ -
Panama-Buena Vista Union	Kern	Panama Elementary	03-118288	09/26/19	\$ 3,301,060	\$ -
Saugus Union Elementary	Los Angeles	Plum Canyon Elementary	03-119335	09/26/19	\$ 1,233,580	\$ -

SFP APPLICATIONS
Modernization Acknowledged Applications Received Past Existing Authority as of May 31, 2020

District	County	Site Name	DSA Number	50-04 Date Received	Estimated State Grant (a)	Estimated Financial Hardship (b)
Etiwanda Elementary	San Bernardino	Windrows Elementary	04-116986	09/26/19	\$ 3,255,348	\$ 2,170,232
Walnut Valley Unified	Los Angeles	Diamond Bar High	03-119136	09/30/19	\$ 13,519,632	\$ -
Center Joint Unified	Sacramento	Oak Hill Elementary	02-117135	09/30/19	\$ 3,641,528	\$ -
Moreno Valley Unified	Riverside	Badger Springs Middle	04-117899	10/08/19	\$ 5,234,589	\$ 3,489,726
Alta Vista Elementary	Tulare	Alta Vista Elementary	02-117379	10/08/19	\$ 1,656,832	\$ 1,104,555
Rockford Elementary	Tulare	Rockford Elementary	02-117409	10/08/19	\$ 442,844	\$ -
Wheatland Union High	Yuba	Wheatland Union High	02-117351	10/09/19	\$ 3,786,222	\$ -
Monterey Peninsula Unified	Monterey	George C Marshall Elementary	01-118121	10/11/19	\$ 691,138	\$ -
Monterey Peninsula Unified	Monterey	Highland Elementary	01-118108	10/11/19	\$ 550,516	\$ -
Monterey Peninsula Unified	Monterey	Monte Vista Elementary	01-118005	10/11/19	\$ 2,092,964	\$ -
Monterey Peninsula Unified	Monterey	Marina Vista Elementary	01-118107	10/14/19	\$ 754,887	\$ -
Sacramento City Unified	Sacramento	American Legion High (Continuation)	02-116158	10/17/19	\$ 376,386	\$ -
Sacramento City Unified	Sacramento	West Campus	02-115633	10/17/19	\$ 540,268	\$ -
Washington Unified	Yolo	Washington Middle College High	02-114394	10/17/19	\$ 1,243,180	\$ -
Visalia Unified	Tulare	Golden West High	02-116479	10/18/19	\$ 11,715,960	\$ -
Whittier City Elementary	Los Angeles	Daniel Phelan Elementary	03-106561	10/23/19	\$ 1,769,640	\$ -
Whittier City Elementary	Los Angeles	Lydia Jackson Elementary	03-107193	10/23/19	\$ 1,434,996	\$ -
Whittier City Elementary	Los Angeles	West Whittier Elementary	03-107194	10/23/19	\$ 5,566,584	\$ -
Elk Grove Unified	Sacramento	Foulks Ranch Elementary	02-117399	10/24/19	\$ 2,043,360	\$ -
Monterey Peninsula Unified	Monterey	La Mesa Elementary	01-118004	10/25/19	\$ 260,145	\$ -
Monterey Peninsula Unified	Monterey	Foothill Elementary	01-118109	10/25/19	\$ 666,640	\$ -
Redwood City Elementary	San Mateo	Orion Alternative	01-117236	10/25/19	\$ 550,482	\$ -
North Cow Creek Elementary	Shasta	North Cow Creek Elementary	Site/Design	10/25/19	\$ 252,263	\$ 168,176
Palmdale Elementary	Los Angeles	Dos Caminos Elementary	03-115845	10/30/19	\$ 906,607	\$ -
Glendale Unified	Los Angeles	College View	03-115058	10/31/19	\$ 1,313,607	\$ -
Mission Union Elementary	Monterey	Mission Elementary	01-118422	10/31/19	\$ 334,060	\$ 222,707
Corcoran Joint Unified	Kings	John Muir Middle	02-116090	11/08/19	\$ 1,888,499	\$ -
Corcoran Joint Unified	Kings	Mark Twain Elementary	02-116065	11/08/19	\$ 1,668,660	\$ -
Riverside Unified	Riverside	University Heights Middle	04-117674	11/14/19	\$ 418,281	\$ -
Sylvan Union Elementary	Stanislaus	Elizabeth Ustach Middle	02-117460	11/18/19	\$ 5,174,338	\$ -
Plaza Elementary	Glenn	Plaza Elementary	02-117528	11/19/19	\$ 1,022,988	\$ 681,992
Hanford Elementary	Kings	Lee Richmond Elementary	02-117535	11/19/19	\$ 1,533,537	\$ -
Hesperia Unified	San Bernardino	Joshua Circle Elementary	04-117025	11/19/19	\$ 2,061,850	\$ -
Hesperia Unified	San Bernardino	Sultana High	04-117026	11/19/19	\$ 2,040,420	\$ -
Whittier City Elementary	Los Angeles	Christian Sorensen Elementary	03-115379	11/20/19	\$ 3,126,055	\$ -
Centralia Elementary	Orange	San Marino Elementary	04-118111	11/21/19	\$ 532,907	\$ -
Oak Park Unified	Ventura	Brookside Elementary	03-119461	11/21/19	\$ 2,943,843	\$ -
Hanford Elementary	Kings	Roosevelt Elementary	02-117610	11/25/19	\$ 1,205,134	\$ -
Burton Elementary	Tulare	Oak Grove Elementary	02-117043	11/25/19	\$ 2,939,952	\$ -
Burton Elementary	Tulare	Burton Elementary	02-117097	11/25/19	\$ 1,776,355	\$ -
Burton Elementary	Tulare	Jim Maples Academy	02-117158	11/25/19	\$ 2,122,800	\$ -
Santa Paula Unified	Ventura	Barbara Webster Elementary	03-117697	11/25/19	\$ 1,791,587	\$ -
Waterford Unified	Stanislaus	Richard M Moon Primary	Site/Design	11/26/19	\$ 408,014	\$ 272,009
Waterford Unified	Stanislaus	Lucille Whitehead Intermediate	Site/Design	11/26/19	\$ 95,434	\$ 63,623
Waterford Unified	Stanislaus	Waterford Junior High	Site/Design	11/26/19	\$ 230,927	\$ 153,951
Waterford Unified	Stanislaus	Sentinel High	Site/Design	11/26/19	\$ 16,399	\$ 10,933
Moraga Elementary	Contra Costa	Donald L Rheem Elementary	01-117858	12/02/19	\$ 2,671,694	\$ -

SFP APPLICATIONS
Modernization Acknowledged Applications Received Past Existing Authority as of May 31, 2020

District	County	Site Name	DSA Number	50-04 Date Received	Estimated State Grant (a)	Estimated Financial Hardship (b)
Morongo Unified	San Bernardino	Yucca Valley High	04-118319	12/02/19	\$ 1,384,070	\$ -
Mountain View-Los Altos Union High	Santa Clara	Mountain View High	01-117904	12/02/19	\$ 3,835,811	\$ -
Los Alamitos Unified	Orange	Rossmoor Elementary	04-114736	12/04/19	\$ 626,198	\$ -
Los Nietos	Los Angeles	Ada S Nelson Elementary	03-114094	12/06/19	\$ 2,021,740	\$ -
Whittier City Elementary	Los Angeles	Katherine Edwards Middle	03-118600	12/18/19	\$ 6,543,024	\$ -
Riverside Unified	Riverside	Alcott Elementary	04-117959	12/19/19	\$ 1,013,094	\$ -
Los Angeles Unified	Los Angeles	Ninety-Third Street Elementary	03-116755	12/20/19	\$ 900,630	\$ -
Los Angeles Unified	Los Angeles	Foshay Learning Center	03-116888	12/20/19	\$ 4,012,461	\$ -
Los Angeles Unified	Los Angeles	Venice Senior High	03-119154	12/20/19	\$ 7,478,560	\$ -
San Rafael City High	Marin	San Rafael High	01-115533	12/20/19	\$ 986,446	\$ -
Monterey Peninsula Unified	Monterey	Seaside Middle	01-118122	12/20/19	\$ 2,011,747	\$ -
Riverside Unified	Riverside	Longfellow Elementary	04-117960	12/26/19	\$ 1,356,938	\$ -
Rosemead Elementary	Los Angeles	Muscatel Middle	03-109178	01/06/20	\$ 4,030,939	\$ -
Little Lake City Elementary	Los Angeles	Lakeside Middle	03-115454	01/13/20	\$ 4,543,695	\$ -
Corona-Norco Unified	Riverside	Jefferson Elementary	04-118005	01/15/20	\$ 2,544,857	\$ -
Center Joint Unified	Sacramento	Center High	02-117487	01/16/20	\$ 8,971,020	\$ 5,980,680
Woodlake Unified	Tulare	Woodlake Valley Middle	02-117237	01/16/20	\$ 1,735,245	\$ -
Calexico Unified	Imperial	Calexico High	04-117794	01/21/20	\$ 18,119,529	\$ -
Redwood City Elementary	San Mateo	Hawes Elementary	01-117951	01/21/20	\$ 491,590	\$ -
Los Nietos	Los Angeles	Los Nietos Middle	03-116199	01/24/20	\$ 569,446	\$ -
Rosemead Elementary	Los Angeles	Muscatel Middle	03-114328	01/24/20	\$ 1,904,011	\$ -
Oak Park Unified	Ventura	Medea Creek Middle	03-119462	01/24/20	\$ 5,746,358	\$ -
Monterey County Office of Education	Monterey	Bard Blades (TMR)	01-117689	01/27/20	\$ 814,737	\$ -
San Lorenzo Unified	Alameda	Colonial Acres Elementary	01-116536	01/27/20	\$ 1,022,207	\$ -
Los Angeles Unified	Los Angeles	Susan Miller Dorsey Senior High	03-117794	01/28/20	\$ 872,225	\$ -
Anaheim Union High	Orange	Western High	04-118221	01/28/20	\$ 2,579,977	\$ -
East Side Union High	Santa Clara	William C Overfelt High	01-117865	01/28/20	\$ 246,855	\$ -
Whittier City Elementary	Los Angeles	Longfellow Elementary	03-106559	01/29/20	\$ 3,420,166	\$ -
Tulare City	Tulare	Roosevelt Elementary	02-114627	01/29/20	\$ 2,470,914	\$ -
Central Union High	Imperial	Southwest High	04-118097	01/31/20	\$ 1,349,208	\$ -
Las Virgenes Unified	Los Angeles	White Oak Elementary	03-101924	02/03/20	\$ 1,351,367	\$ -
Garden Grove Unified	Orange	Morningside Elementary	04-115411	02/04/20	\$ 273,783	\$ -
Walnut Valley Unified	Los Angeles	South Pointe Middle	03-118739	02/04/20	\$ 950,894	\$ -
Los Alamitos Unified	Orange	Jack L Weaver Elementary	04-116464	02/04/20	\$ 355,161	\$ -
Castro Valley Unified	Alameda	Creekside Middle	01-117540	02/05/20	\$ 1,165,308	\$ -
Long Beach Unified	Los Angeles	Alvarado Elementary	03-119262	02/06/20	\$ 2,002,889	\$ -
Long Beach Unified	Los Angeles	Bixby Elementary	03-119200	02/06/20	\$ 2,585,231	\$ -
Greenfield Union	Kern	Planz Elementary	Site/Design	02/07/20	\$ 228,942	\$ 152,628
Greenfield Union	Kern	Plantation Elementary	Site/Design	02/07/20	\$ 172,273	\$ 114,849
Greenfield Union	Kern	Leon H Ollivier Middle	Site/Design	02/07/20	\$ 899,293	\$ 599,529
Greenfield Union	Kern	Raffaello Palla Elementary	Site/Design	02/07/20	\$ 698,160	\$ 465,440
Greenfield Union	Kern	McKee Middle	Site/Design	02/07/20	\$ 655,251	\$ 436,834
Greenfield Union	Kern	W A Kendrick Elementary	Site/Design	02/07/20	\$ 615,801	\$ 410,534
Greenfield Union	Kern	Greenfield Middle	Site/Design	02/07/20	\$ 234,649	\$ 156,433
Greenfield Union	Kern	Fairview Elementary	Site/Design	02/07/20	\$ 423,162	\$ 282,108
Long Beach Unified	Los Angeles	Muir Elementary	03-119244	02/07/20	\$ 7,924,918	\$ -
Centralia Elementary	Orange	Los Coyotes Elementary	04-118606	02/07/20	\$ 125,931	\$ -

SFP APPLICATIONS
Modernization Acknowledged Applications Received Past Existing Authority as of May 31, 2020

District	County	Site Name	DSA Number	50-04 Date Received	Estimated State Grant (a)	Estimated Financial Hardship (b)
Fountain Valley Elementary	Orange	Tamura (Hisamatsu) Elementary	04-117588	02/10/20	\$ 1,476,090	\$ -
Fountain Valley Elementary	Orange	Newland (William T) Elementary	04-117591	02/10/20	\$ 2,318,769	\$ -
Del Norte County Unified	Del Norte	Mary Peacock Elementary	01-118086	02/11/20	\$ 1,883,811	\$ 1,255,874
Del Norte County Unified	Del Norte	Bess Maxwell Elementary	01-118085	02/11/20	\$ 1,423,794	\$ 949,196
Del Norte County Unified	Del Norte	Pine Grove Elementary	01-118087	02/11/20	\$ 1,153,663	\$ 769,109
Garden Grove Unified	Orange	Newhope Elementary	04-114093	02/11/20	\$ 432,606	\$ -
San Ramon Valley Unified	Contra Costa	Rancho Romero Elementary	01-116911	02/13/20	\$ 3,143,938	\$ -
San Ramon Valley Unified	Contra Costa	Vista Grande Elementary	01-116980	02/13/20	\$ 2,013,096	\$ -
Redwood City Elementary	San Mateo	Henry Ford Elementary	01-117900	02/18/20	\$ 1,857,848	\$ -
Martinez Unified	Contra Costa	John Muir Elementary	01-118033	02/24/20	\$ 863,677	\$ -
Kelseyville Unified	Lake	Riviera Elementary	01-118093	02/24/20	\$ 1,497,543	\$ 998,362
Kelseyville Unified	Lake	Mountain Vista Middle	01-117974	02/24/20	\$ 2,445,681	\$ -
Palo Alto Unified	Santa Clara	Palo Alto High	01-115352	02/24/20	\$ 2,528,747	\$ -
Kelseyville Unified	Lake	Kelseyville Elementary	01-118115	02/26/20	\$ 1,208,056	\$ 805,371
Chino Valley Unified	San Bernardino	Ruben S Ayala High	04-118029	02/27/20	\$ 7,953,343	\$ -
Moreno Valley Unified	Riverside	North Ridge Elementary	04-117822	02/28/20	\$ 3,739,924	\$ -
Cajon Valley Union	San Diego	Johnson Elementary	04-118531	02/28/20	\$ 126,661	\$ -
Downey Unified	Los Angeles	Stauffer (Mary R) Middle	03-119396	03/02/20	\$ 1,326,775	\$ -
Brentwood Union Elementary	Contra Costa	Edna Hill Middle	01-118117	03/03/20	\$ 3,020,040	\$ -
West Contra Costa Unified	Contra Costa	Wilson Elementary	01-117849	03/03/20	\$ 3,844,145	\$ -
Norwalk-La Mirada Unified	Los Angeles	La Mirada High	03-118224	03/03/20	\$ 976,743	\$ -
Long Beach Unified	Los Angeles	Madison Elementary	03-119241	03/04/20	\$ 3,795,170	\$ -
Carlsbad Unified	San Diego	Magnolia Elementary	04-118609	03/04/20	\$ 881,515	\$ -
Manhattan Beach Unified	Los Angeles	Opal Robinson Elementary	03-120170	03/04/20	\$ 5,158,125	\$ -
West Contra Costa Unified	Contra Costa	Richmond Unified Alter Ed	01-118099	03/05/20	\$ 1,245,850	\$ -
San Francisco Unified	San Francisco	Sheridan Elementary	01-118281	03/05/20	\$ 838,564	\$ -
Sunnyside Union Elementary	Tulare	Sunnyside Elementary	Site/Design	03/06/20	\$ 234,947	\$ 156,631
Santee	San Diego	Pepper Drive Elementary	04-114604	03/09/20	\$ 5,936,708	\$ -
Happy Valley Elementary	Santa Cruz	Happy Valley Elementary	01-117408	03/10/20	\$ 921,035	\$ 614,023
Little Lake City Elementary	Los Angeles	Lake Center Middle	03-115453	03/12/20	\$ 5,032,565	\$ -
Little Lake City Elementary	Los Angeles	Lakeland Elementary	03-116782	03/13/20	\$ 3,256,864	\$ -
Liberty Union High	Contra Costa	Liberty High	01-117742	03/16/20	\$ 5,750,850	\$ -
Los Angeles Unified	Los Angeles	Manhattan Place Elementary	03-117569	03/16/20	\$ 2,228,899	\$ -
Manhattan Beach Unified	Los Angeles	Meadows Avenue Elementary	03-120169	03/16/20	\$ 1,448,092	\$ -
Santee	San Diego	Sycamore Canyon Elementary	04-118743	03/17/20	\$ 280,308	\$ -
Santee	San Diego	PRIDE Academy at Prospect Avenue	04-118742	03/18/20	\$ 280,308	\$ -
Ontario-Montclair	San Bernardino	Central Language Academy	04-118489	03/19/20	\$ 493,206	\$ -
Ontario-Montclair	San Bernardino	Euclid Elementary	04-118364	03/19/20	\$ 493,206	\$ -
Santee	San Diego	Chet F Harritt Elementary	04-118693	03/19/20	\$ 1,391,641	\$ -
Mountain View Elementary	Los Angeles	Cogswell Elementary	03-119020	03/24/20	\$ 747,648	\$ -
Downey Unified	Los Angeles	Doty Middle	03-119313	03/26/20	\$ 6,509,783	\$ -
Anaheim Elementary	Orange	Sunkist Elementary	04-117365	03/31/20	\$ 8,021,867	\$ -
Santa Monica-Malibu Unified	Los Angeles	Malibu High	03-117622	04/01/20	\$ 238,260	\$ -
Mountain View Elementary	Los Angeles	Jerry Voorhis Elementary	03-120499	04/08/20	\$ 2,412,065	\$ -
Dinuba Unified	Tulare	Dinuba High	02-117424	04/08/20	\$ 4,090,672	\$ 2,727,115
Los Nietos	Los Angeles	Rancho Santa Gertrudes Elementary	03-112702	04/10/20	\$ 1,783,452	\$ -
Little Lake City Elementary	Los Angeles	Cresson Elementary	03-116783	04/15/20	\$ 3,314,669	\$ -

SFP APPLICATIONS
Modernization Acknowledged Applications Received Past Existing Authority as of May 31, 2020

District	County	Site Name	DSA Number	50-04 Date Received	Estimated State Grant (a)	Estimated Financial Hardship (b)
Little Lake City Elementary	Los Angeles	William W Orr Elementary	03-117725	04/15/20	\$ 3,552,290	\$ -
Little Lake City Elementary	Los Angeles	Paddison Elementary	03-117723	04/15/20	\$ 2,602,126	\$ -
Little Lake City Elementary	Los Angeles	Jersey Avenue Elementary	03-116781	04/15/20	\$ 4,404,263	\$ -
Little Lake City Elementary	Los Angeles	Lakeview Elementary	03-117724	04/15/20	\$ 1,334,905	\$ -
Little Lake City Elementary	Los Angeles	Studebaker Elementary	03-116784	04/15/20	\$ 6,104,596	\$ -
Miller Creek (aka Dixie) Elementary	Marin	Miller Creek Middle	01-118118	04/20/20	\$ 3,011,768	\$ -
Azusa Unified	Los Angeles	Azusa High	03-118750	04/23/20	\$ 2,656,453	\$ -
Piedmont City Unified	Alameda	Millennium High Alternative	01-117533	04/27/20	\$ 1,143,058	\$ -
Piedmont City Unified	Alameda	Piedmont Middle	01-117533	04/27/20	\$ 3,618,536	\$ -
Woodville Union Elementary	Tulare	Woodville Elementary	02-117653	04/27/20	\$ 1,384,262	\$ 922,841
Cupertino Union	Santa Clara	Louis E. Stocklmeir Elementary	01-117343	05/05/20	\$ 2,553,029	\$ -
Whittier City Elementary	Los Angeles	Lydia Jackson Elementary	03-118601	05/07/20	\$ 2,420,600	\$ -
Standard Elementary	Kern	Standard Elementary	03-119797	05/08/20	\$ 2,438,578	\$ -
Santa Cruz City Elementary	Santa Cruz	Gault Elementary	01-116894	05/08/20	\$ 766,614	\$ 511,076
Benicia Unified	Solano	Benicia Middle	02-117036	05/13/20	\$ 3,201,689	\$ -
Santa Cruz City Elementary	Santa Cruz	Westlake Elementary	01-118050	05/26/20	\$ 337,743	\$ -
Santa Cruz City High	Santa Cruz	Mission Hill Middle	01-116900	05/26/20	\$ 963,477	\$ -
Santa Cruz City High	Santa Cruz	Mission Hill Middle	01-118048	05/26/20	\$ 345,040	\$ -
Los Angeles Unified	Los Angeles	Haddon Avenue Elementary	03-111619	05/27/20	\$ 567,071	\$ -
Keyes Union	Stanislaus	Keyes Elementary	02-115079	05/28/20	\$ 977,602	\$ -

Summary of Received-Exceeds for Modernization Funding	Total (in Dollars)
Subtotal of Estimated State Grant (Column F)	\$ 921,305,059
Subtotal of Estimated Financial Hardship (Column G)	\$ 64,789,891
Total of Estimated State Grant and Financial Hardship	\$ 986,094,949

INFORMATION ITEM

FACILITY HARDSHIP/REHABILITATION APPROVALS WITHOUT FUNDING

As of May 27, 2020

FACILITY HARDSHIP/REHABILITATION APPROVALS WITHOUT FUNDING

As of 5/27/2020 State Allocation Board

FACILITY HARDSHIP

School District	County	Program	Application Number	School Site Name	SAB Approval Date	Funding Application Due Date	Estimated State Grant

Estimated Total Need (State Share) \$ -

REHABILITATION

School District	County	Program	Application Number	School Site Name	SAB Approval Date	Funding Application Due Date	Estimated State Grant
Lewiston Elementary	Trinity	Facility Hardship	58/71746-00-002	Lewiston Elementary	9/25/2019	3/25/2021	\$ 502,314 *

Estimated Total Need (State Share) \$ 502,314

Facility Hardship and Rehabilitation Estimated Total Need (State Share) \$ 502,314

*These projects have received approvals for design funding which are included in the Estimated State Grant amount.

Section 1859.81. Financial Hardship.

Except for Joint-Use Projects and Career Technical Education Facilities Projects, a district is eligible for financial hardship to fund all or a portion of its matching share requirement after demonstrating the requirements of (a), (c), and (d) below:

(a) The district is financially unable to provide all necessary matching funds for an eligible project. To determine this, an analysis shall be made of the district's financial records by the OPSC including data and records maintained by the CDE and the County Office of Education. The analysis shall consist of a review of the district's latest Independent Audit regarding funds available from all capital facility accounts, including, but not limited to, developer fees, funds generated from capital facility certificates of participation, federal grants, redevelopment funds, sale proceeds from surplus property, the appraised value of facilities approved for replacement pursuant to Section 1859.82, bond funds either encumbered, unencumbered or authorized but unsold, and savings from other SFP projects. All funds thus identified that have not been expended or encumbered by a contractual agreement for a specific capital outlay purpose prior to the initial request for financial hardship status shall be deemed available as a matching contribution.

After the initial request for financial hardship status is granted, no further encumbrances will be approved by the OPSC and all prospective revenue made available to the district's capital facility accounts shall be deemed available as matching contribution on the subsequent financial hardship review, with the exception of:

- (1) Approved interim housing expenditures.
- (2) Funding to pay for previously recognized multi-year encumbrances approved at the initial financial hardship approval.
- (3) Funding that is transferred into a Special Reserve Fund and is used for the express purpose of the Federal Renovation Program when the amount expended out of that fund does not exceed the maximum Federal Renovation Grant amount.
- (4) Funding that is transferred into a Special Reserve Fund and is used for the express purpose of the School Facilities Needs Assessment Grant Program or Emergency Repair Program when the amount expended out of that fund does not exceed the maximum grant amount apportioned.
- (5) Funding that is transferred into a Special Reserve Fund and is used for the express purpose of the Career Technical Education Facilities Program when the amount expended out of that fund does not exceed the applicant's share of the maximum grant amount apportioned.
- (6) Funding that is transferred into a Special Reserve Fund and used for the express purpose of the Overcrowding Relief Grant when the amount expended out of that fund does not exceed the amount of the site acquisition and design costs of the project and the district has submitted an approved Form SAB 50-11.
- (7) Funding that is used for the express purpose of reimbursing the State a proportionate share of financial hardship received when there has been a transfer of a special education program and title to the facility. In addition, the funding was used within five years of the title transfer.
- (8) Funding to pay for obtaining a structural report pursuant to Section 1859.82 for an approvable and funded seismic mitigation project.
- (9) All other capital facility funding for a period of three years when no subsequent financial hardship request is made during this period, with the exception of the funding identified in (6). The three-year period begins with the date of the most recent financial hardship new construction or modernization adjusted grant funding apportionment.

When Overcrowding Relief Grant funding is set aside pursuant to (6) and the School District has not submitted, or the OPSC has not accepted, a Form SAB 50-04 for an Overcrowding Relief Grant within three years from the date of deposit into the Special Reserve Fund, or the School District has not met the requirements in Sections 1859.90 or 1859.105, remaining funds plus interest accrued at the Pooled Money Investment Board rate at that time period shall be deemed available as matching contribution on a subsequent financial hardship project or be captured through an audit adjustment pursuant to Section 1859.106.

The financial hardship analysis is subject to approval by the Board.

(b) From the funds deemed available as a matching contribution, the district may retain \$19,776 per classroom in each enrollment reporting period for the cost to provide interim housing for the currently unhoused pupils of the district. The amount shown shall be adjusted annually in the manner prescribed in Section 1859.71. The number of classrooms needed for interim housing for the currently unhoused pupils shall be the sum of the positive numbers determined in (b)(7) as follows:

(1) Determine the current enrollment of the district by grade level as shown on the latest Form SAB 50-01.

(2) Determine the New Construction Grants apportioned by grade level for all SFP projects and LPP funded under the provisions of Sections 1859.12 or 1859.13 where the district has submitted Form SAB 50-06 indicating that the project is 100 percent complete.

(3) Subtract (b)(2) from (b)(1).

(4) Determine the number of classrooms by grade level reported in Part 1, Line 8 on Form SAB 50-02.

(5) Multiply the classrooms determined in (b)(4) by 25 for K-6, 27 for 7-12, 13 for Non-Severe and 9 for Severe.

(6) Subtract the product determined in (b)(5) from the difference determined in (b)(3) by grade level.

(7) Divide the difference by grade level determined in (b)(6) by 25 for K-6, 27 for 7-12, 13 for Non-Severe and 9 for Severe and round up to the nearest whole number.

From the funds deemed available as a matching contribution, the district may also retain \$19,776 per portable toilet unit in each reporting period for the cost to provide necessary interim toilet facilities for the currently unhoused pupils of the district. The amount shown shall be adjusted annually in the manner prescribed in Section 1859.71. The number of toilet facilities needed for interim housing shall be the sum of the positive numbers determined in (b)(7) divided by eight rounded up to the nearest whole number.

From the funds deemed available as a matching contribution, the district may also retain \$19,776 per classroom in each reporting period for the cost to provide necessary interim housing for the currently unhoused pupils displaced as a result of a SAB approved seismic mitigation project pursuant to Section 1859.82. The amount shown shall be adjusted annually in the manner prescribed in Section 1859.71. The number of classrooms needed for interim housing shall be the quotient of the displaced pupils by 25 for K-6, 27 for 7-12, 13 for Non-Severe and 9 for Severe and round up to the nearest whole number.

If the district's available funds, as determined by the OPSC analysis less costs for interim housing, is less than its matching share, the district will be deemed to have met the requirements of this Subsection.

(c) The district has made all reasonable efforts to fund its matching share of the project by demonstrating it is levying the developer fee justified under law or an alternative revenue source equal to or greater than the developer fee otherwise justified under law at the time of request for hardship and the district meets at least one of the following:

(1) The current outstanding bonded indebtedness of the district issued for the purpose of constructing school facilities in accordance with Education Code Section 17072.35 or 17074.25 as appropriate, at the time of request for financial hardship status, is at least 60 percent of the district's total bonding capacity. Outstanding bonded indebtedness includes that part of general obligation bonds, Mello-Roos Bonds, School Facility Improvement District Bonds and certificates of participation which the district is paying a debt service that was issued for capital outlay school facility purposes.

(2) The district had a successful registered voter bond election for at least the maximum amount allowed under Proposition 39 within the previous two years from the date of request for financial hardship status. The proceeds from the bond election that represent the maximum amount allowed under the provisions of Proposition 39 must be used to fund the district's matching share requirement for SFP project(s).

(3) It is a County Superintendent of Schools.

(4) The district's total bonding capacity at the time of the request for financial hardship status is \$5 million or less.

(5) Other evidence of reasonable effort as approved by the SAB.

If the district's request for financial hardship status is denied by the Board, the district may be deemed eligible for rental payments of \$2,000 per year per classroom under the Emergency School Classroom Law of 1979 for a two year period when relocatable classroom buildings are available and the district provides financial documentation that it is unable to afford the full rental amount and any other information satisfactory to the Board that the rental reduction is necessary. The number of classrooms eligible for the \$2,000 rental payments shall be the sum of the numbers determined in (c)(5)(B) as follows:

(A) Determine the number of pupils by grade level that the district requested a New Construction Grant on the Form SAB 50-04 that were denied financial hardship status.

(B) Divide the number by grade level determined in (c)(5)(A) by 25 for K-6, 27 for 7-12, 13 for Non-Severe and 9 for Severe and round up to the nearest whole number.

(d) The district has not signed a contract for acquisition or construction of classrooms that replace existing facility(ies), which were included in the determination of the district's new construction eligibility pursuant to Education Code Section 17071.75, in a locally funded project during the five-year period immediately preceding the district's application for financial hardship assistance. This restriction may be lifted if the Board finds that unforeseen and extenuating circumstances existed that required the district to use local funds to replace the facility(ies).

(e) If the district meets the financial hardship requirements in this Section, the amount of financial hardship is equal to the district's matching share less funds deemed available in (a).

(1) Once a district has been notified by OPSC that it meets the requirements of financial hardship in this Section, the district may file Form SAB 50-04 under the

provisions of financial hardship anytime within a period of 180 calendar days from the date of the OPSC notification.

(2) If the district does not submit Form SAB 50-04 under the provisions of financial hardship within 180 calendar days of the OPSC notification of approval of financial hardship status, the district must re-qualify for financial hardship status under the provisions of this Section by submittal of a new request for financial hardship status.

(3) If the project(s) has been included on an unfunded list for more than 180 calendar days, a review of the district's funds pursuant to (a) will be made to determine if additional district funds are available to fund the district's matching share of the project(s).

Financial hardship approval status by the OPSC for a separate design and/or site apportionment does not apply to any subsequent funding for the project(s).

(f) If the district submits Form SAB 50-04 within 180 calendar days of the OPSC notification of approval of financial hardship and the project(s) has been included on the "Unfunded List (Lack of AB 55 Loans)" for more than 180 calendar days as a result of the State of California's inability to provide interim financing from the Pooled Money Investment Account (AB 55 loans), the Board may suspend the unfunded review requirement as defined in Regulation Section 1859.81(e). Projects added to any other unfunded list shall be subject to the review detailed in Regulation Section 1859.81(e). Regulation Section 1859.81(f) shall become inoperative July 1, 2011.

(g) A project added to an unfunded list on or after July 1, 2011 will be subject to the review detailed in section (e)(3). For projects added to an unfunded list between February 25, 2009 and June 30, 2011, only the district's financial records on or after July 1, 2011 will be considered in calculating any adjustment to the district's matching share.

(h) On or after September 22, 2017, a district may submit a request for funding in advance of obtaining a determination of Financial Hardship.

(1) To be considered for Financial Hardship, the district must check the box on the Form SAB 50-04 requesting Financial Hardship pursuant to this subsection when submitting a request for funding.

(2) Prior to processing an application OPSC will notify the district in writing to submit the necessary documentation for a Financial Hardship analysis pursuant to (a), (b), (c) and (d). OPSC will not accept any documents for a Financial Hardship analysis in advance of the notification. Failure to submit the requested documentation within 60 calendar days of OPSC's notification will result in either a. or b.:

a. District may amend their Form SAB 50-04 to exclude the request for Financial Hardship determination.

b. OPSC will return the request for funding and related materials to the district.

(3) Upon notification of Financial Hardship approval, any Form SAB 50-04 processed within 180 calendar days of the approval date will be included in the approval.

(4) For any Form SAB 50-04 processed more than 180 calendar days after the date of the Financial Hardship approval the district shall re-qualify for Financial Hardship status.

Note: Authority cited: Sections 17070.35, 17075.15, 17078.72 and 17592.73, Education Code.

Reference: Sections 17071.75, 17075.10, 17075.15, and 17079.20, Education Code.