

State Allocation Board Agenda



Lisa Silverman, Executive Officer
Office of Public School Construction
707 Third Street
West Sacramento, CA 95605

Public Meeting
Wednesday, January 22, 2020
State Capitol, Room 2040*
Sacramento, CA 95814
4:00 p.m.*

General Information
(916) 376-1771

For further information, please contact your Project Manager.

*Meeting room and time subject to change.

A copy of the 10-Day Notice can be found on the [OPSC website](#)

January 22, 2020 Agenda

CLOSED SESSION

Pursuant to Government Code Section 11126(e)(1), the Board will meet in closed session for the purpose of conferring with and receiving advice from counsel regarding pending litigation.

<u>TAB</u>	<u>SUBJECT</u>	<u>PRESENTER</u>	<u>PAGE</u>
	Call Meeting to Order	Chair	
	Roll Call	Secretary	
	Table of Contents		i – iii
1	Alphabetical Listing		iv – v
2	Minutes of December 9, 2019		1 – 11
3	Executive Officer Statement		12 – 14
4	<u>CONSENT AGENDA</u>		
	<u>SCHOOL FACILITY PROGRAM</u>		
	Resolution		15
	Eligibility Approvals		16 – 30
	Amended Unfunded Approvals		31 – 34
	Funding		35
	Closeouts		36 – 46
	Rescissions		47
	Charter School Facilities Program Extension to Conversion Deadline		48 – 51
	School Facility Program Substantial Progress Reduction to Costs Incurred		52 – 53
	Facility Hardship/Rehabilitation Program		54 – 59
	<u>OTHER PROGRAMS</u>		
	Exemption for Independent Study Facilities		60 – 62
	Full-Day Kindergarten Facilities Grant Program		63 – 70

NEXT MONTHLY STATE ALLOCATION BOARD MEETING – FEBRUARY 26, 2020

January 22, 2020
Agenda

<u>TAB</u>	<u>SUBJECT</u>	<u>PAGE</u>
5	<u>FINANCIAL REPORTS</u>	71 – 109
6	<u>APPEAL ITEMS</u>	
	SAN BERNARDINO CITY UNIFIED/SAN BERNARDINO 57/67876-00-071, 081, AND 085 To present the District's request to accept \$870,618 in expenditures for three School Facility Program modernization projects.	110 – 162 WITHDRAWN
	WASHINGTON UNIFIED/FRESNO 50/76778-00-001 To present the District's request to retain design funding in the amount of \$234,178 that was inadvertently provided twice for a new construction.	163 – 170
	LOMPOC UNIFIED/SANTA BARBARA 70/69229-00-001 To present the District's request to receive Financial Hardship status based upon "other evidence of reasonable effort as approved by the State Allocation Board."	171 – 246
7	<u>ACTION ITEMS</u>	
	ANNUAL ADJUSTMENT TO SCHOOL FACILITY PROGRAM GRANTS To adopt the annual adjustment to the School Facility Program (SFP) grants based on the change in the construction costs pursuant to the Education Code and SFP Regulations.	247 – 255
	INDEX ADJUSTMENT ON THE ASSESSMENT FOR DEVELOPMENT To report the Index adjustment on the assessment for development, which may be levied pursuant to Education Code Section 17620.	256 – 257
8	<u>REPORTS, DISCUSSION AND INFORMATION ITEMS</u>	
	LOCAL AUDITS UPDATE To inform the State Allocation Board of local audits certified by the State Controller's Office in the 2019 calendar year.	258 – 259

January 22, 2020

Agenda

8

REPORTS, DISCUSSION AND INFORMATION ITEMS

State Allocation Board Three-Month Projected Workload	260 – 261
Dates for 2020 State Allocation Board Meetings	262
School Facility Program Unfunded List (Reg. Section 1859.95)	263 – 268
School Facility Program Workload List	269 – 298
Full-Day Kindergarten Facilities Grant Program Workload List	299 – 304
School Facility Program Acknowledged List (Regulation Section 1859.95.1)	305 – 318
Facility Hardship/Rehabilitation Approvals Without Funding	319 – 320
School Facility Program Financial Hardship Regulation Section 1859.81	321 – 324

January 22, 2020
Alphabetical Listing

<u>School District</u>	<u>County</u>	<u>Category</u>	<u>Page No.</u>
ALAMEDA CITY UNIFIED	ALAMEDA	SFP-Modernization	Consent18
ALISAL UNION	MONTEREY	SFP-New Construction	Consent35
ALISAL UNION	MONTEREY	SFP-Modernization	Consent52
ALUM ROCK UNION ELEMENTARY	SANTA CLARA	SFP-Charter Schools	Consent48
ARVIN UNION ELEMENTARY	KERN	SFP-New Construction	Consent18
ARVIN UNION ELEMENTARY	KERN	SFP-Modernization	Consent18
ATASCADERO UNIFIED	SAN LUIS OBISPO	SFP-Modernization	Consent18
BANTA ELEMENTARY	SAN JOAQUIN	SFP-Modernization	Consent18
BUENA VISTA ELEMENTARY	TULARE	SFP-New Construction	Consent18
BURLINGAME ELEMENTARY	SAN MATEO	SFP-New Construction	Consent31*
CENTER JOINT UNIFIED	SACRAMENTO	Full-Day Kinder	Consent64
CENTRAL ELEMENTARY	SAN BERNARDINO	SFP-Modernization	Consent18
CORCORAN JOINT UNIFIED	KINGS	SFP-Modernization	Consent18
DOWNEY UNIFIED	LOS ANGELES	SFP-Career Tech	Consent47
EAST SIDE UNION HIGH	SANTA CLARA	SFP-Modernization	Consent18
ETIWANDA ELEMENTARY	SAN BERNARDINO	SFP-New Construction	Consent32*
FARMERSVILLE UNIFIED	TULARE	SFP-New Construction	Consent52
FOLSOM-CORDOVA UNIFIED	SACRAMENTO	SFP-New Construction	Consent18
FONTANA UNIFIED	SAN BERNARDINO	Full-Day Kinder	Consent64
FULLERTON JOINT UNION HIGH	ORANGE	SFP-Modernization	Consent18
GILROY UNIFIED	SANTA CLARA	SFP-Modernization	Consent18
GRIDLEY UNIFIED	BUTTE	SFP-Modernization	Consent18
HOLLISTER ELEMENTARY	SAN BENITO	SFP-Modernization	Consent16
HOPE ELEMENTARY	TULARE	SFP-New Construction	Consent36
JURUPA UNIFIED	RIVERSIDE	SFP-New Construction	Consent18
JURUPA UNIFIED	RIVERSIDE	SFP-Modernization	Consent16/18
LANCASTER ELEMENTARY	LOS ANGELES	SFP-Modernization	Consent16/18
LONG BEACH UNIFIED	LOS ANGELES	SFP-New Construction	Consent18
LONG BEACH UNIFIED	LOS ANGELES	SFP-New Construction	Consent18
LONG BEACH UNIFIED	LOS ANGELES	SFP-New Construction	Consent18
LONG BEACH UNIFIED	LOS ANGELES	SFP-New Construction	Consent18
LONG BEACH UNIFIED	LOS ANGELES	SFP-New Construction	Consent18
LOS ANGELES UNIFIED	LOS ANGELES	SFP-New Construction	Consent37*
LOS ANGELES UNIFIED	LOS ANGELES	SFP-ORG	Consent44*
LOS BANOS UNIFIED	MERCED	Continued Use	Consent60
LUCERNE ELEMENTARY	LAKE	Full-Day Kinder	Consent64
MADERA UNIFIED	MADERA	SFP-New Construction	Consent33*
MENDOTA UNIFIED	FRESNO	SFP-New Construction	Consent38
MERCED CITY ELEMENTARY	MERCED	SFP-Modernization	Consent18
MOUNTAIN VALLEY UNIFIED	TRINITY	SFP-New Construction	Consent54
OAK VALLEY UNION ELEM.	TULARE	SFP-New Construction	Consent39
OAK VALLEY UNION ELEM.	TULARE	SFP-Modernization	Consent45
PACIFIC ELEMENTARY	SANTA CRUZ	SFP-New Construction	Consent18
PALO VERDE UNIFIED	RIVERSIDE	SFP-New Construction	Consent42
PERRIS ELEMENTARY	RIVERSIDE	SFP-New Construction	Consent34*
RIALTO UNIFIED	SAN BERNARDINO	Full-Day Kinder	Consent64
RINCON VALLEY UNION ELEM.	SONOMA	SFP-Modernization	Consent18
SACRAMENTO CITY UNIFIED	SACRAMENTO	SFP-Modernization	Consent18

January 22, 2020
Alphabetical Listing

<u>School District</u>	<u>County</u>	<u>Category</u>	<u>Page No.</u>
SAN DIEGUITO UNION HIGH	SAN DIEGO	SFP-Modernization	Consent18
SAN JUAN UNIFIED	SACRAMENTO	SFP-Modernization	Consent18
SAN LUIS OBISPO COE	SAN LUIS OBISPO	SFP-New Construction	Consent52
SAN RAMON VALLEY UNIFIED	CONTRA COSTA	SFP-Modernization	Consent18
SANGER UNIFIED	FRESNO	SFP-Modernization	Consent18
SANTA BARBARA UNIFIED	SANTA BARBARA	SFP-Modernization	Consent18
SANTA CLARA COE	SANTA CLARA	SFP-New Construction	Consent40
SANTA MONICA-MALIBU UNIFIED	LOS ANGELES	SFP-Career Tech	Consent52
SCOTTS VALLEY UNIFIED	SANTA CRUZ	SFP-Modernization	Consent18
SEQUOIA UNION ELEMENTARY	TULARE	SFP-New Construction	Consent18
SIERRA SANDS UNIFIED	KERN	SFP-Modernization	Consent18
STANDARD ELEMENTARY	KERN	Full-Day Kinder	Consent64
STANISLAUS COE	STANISLAUS	SFP-Modernization	Consent46
TWIN RIDGES ELEMENTARY	NEVADA	Full-Day Kinder	Consent70
WOODVILLE ELEMENTARY	TULARE	SFP-Modernization	Consent18

OPSC PROGRAM CODES

SCHOOL FACILITY PROGRAM (SFP)

- 50 – NEW CONSTRUCTION
- 51 – FACILITY HARDSHIP NEW CONSTRUCTION
- 52 – SFP JOINT-USE
- 53 – CRITICALLY OVERCROWDED SCHOOLS
- 54 – CHARTER SCHOOL FACILITIES PROGRAM
- 55 – CAREER TECH NEW CONSTRUCTION
- 56 – OVERCROWDING RELIEF GRANT PROGRAM
- 57 – MODERNIZATION
- 58 – FACILITY HARDSHIP MODERNIZATION
- 59 – CAREER TECH MODERNIZATION

OTHER PROGRAMS

- 25 – STATE RELOCATABLE CLASSROOM PROGRAM
- 34 – AIR CONDITIONING AND/OR INSULATION PROGRAM
- 40 – DEFERRED MAINTENANCE PROGRAM
- 61 – EMERGENCY REPAIR PROGRAM
- 70 – FULL-DAY KINDERGARTEN FACILITIES GRANT PROGRAM NEW
CONSTRUCTION
- 71 – FULL-DAY KINDERGARTEN FACILITIES GRANT PROGRAM RETROFIT

MINUTES

State Allocation Board

December 9, 2019

Upon notice duly given, the meeting of the State Allocation Board (SAB) was held at the State Treasurer's Office, Room 587, in Sacramento, California on December 9, 2019 at 2:00 p.m.

Members of the SAB present were as follows:

- Gayle Miller, Chief Deputy Director, Policy, Department of Finance, designated representative for Keely Bosler, Director, Department of Finance
- Daniel Kim, Director, Department of General Services
- Juan Mireles, Director, School Facilities and Transportation Services Division, California Department of Education (CDE), designated representative for Tony Thurmond, Superintendent of Public Instruction
- Cesar Diaz, appointee of Edmund G. Brown, Jr., former Governor of the State of California
- Senator Scott Wilk
- Senator Richard Roth
- Assembly Member Adrin Nazarian
- Assembly Member Patrick O'Donnell

Members of the SAB absent were as follows:

- Senator Connie Leyva
- Assembly Member Jordan Cunningham

Representative of the SAB was as follows:

- Lisa Silverman, Executive Officer

Representatives of the Department of General Services, Office of Public School Construction (OPSC), were as follows:

- Lisa Silverman, Executive Officer
- Barbara Kampmeiner, Deputy Executive Officer

Representative of the Department of General Services, Office of Legal Services, was as follows:

- Tom Patton, Assistant Chief Counsel

With a quorum present, Ms. Miller, Chair, called the meeting to order at 2:03 p.m.

PRIOR MINUTES

A motion was made to approve the October 23, 2019 SAB Minutes. The Chair called for a roll-call vote and the motion carried per the following votes:

MEMBER	AYE	NAY	ABSTAIN	ABSENT
Senator Wilk	X			
Senator Leyva				X
Senator Roth	X			
Assembly Member Nazarian	X			
Assembly Member O'Donnell	X			
Assembly Member Cunningham				X
Juan Mireles	X			
Cesar Diaz (Governor's Appointee)	X			
Daniel Kim	X			
Gayle Miller	X			
Total	8			2

Motion:Carried X Failed **EXECUTIVE OFFICER'S STATEMENT**

The Executive Officer informed the SAB of the following:

New State Allocation Board Agenda Format

Beginning with this month's SAB Agenda, the Agenda will have a new look and feel to it ensuring that the Agendas are more accessible to people with disabilities. The Agendas will meet the Web Content Accessibility Guidelines 2.0, Level AA, set by the World Wide Web Consortium.

Priority Funding Apportionments

The SAB, at its September 25, 2019 meeting, approved \$771.7 million in priority funding apportionments for 193 projects representing 106 applicants. Applicants were reminded to submit to OPSC the *Fund Release Authorization* (Form SAB 50-05) by close of business on Tuesday, December 24, 2019. As of November 15, 2019, funds have been released totaling \$387.1 million and 78 of the required 188 Forms SAB 50-05 have been processed.

Current Priority Funding Filing Round

The current priority funding filing period began November 13, 2019 and closed December 12, 2019. School districts and charter schools whose projects received unfunded approvals from July 1, 2019 through December 9, 2019 have the ability to submit a certification for the Spring 2020 bond sale. Priority funding requests must be physically received by OPSC before the close of business on December 12, 2019. These requests will be valid from January 1, 2020 through June 30, 2020. School districts and charter schools are reminded that the requirements for participation in the priority funding process remain in effect.

EXECUTIVE OFFICER'S STATEMENT (continued)

Sixth Career Technical Education Facilities Program (CTEFP) Filing Round Is Open

Everyone was reminded that the sixth CTEFP Filing Round remains open until April 6, 2020. CTE Grant Applications were due to CDE on or before December 2, 2019 and the *Application for Career Technical Education Funding* (Form SAB 50-10) is due to OPSC on or before April 6, 2020. CDE will be providing scores **on a flow basis**. OPSC encourages all applicants with projects with a score of 105 or higher to submit the Form SAB 50-10 immediately upon receipt of the CDE's score letter for the project. OPSC Online is available now for all applicants to complete the Form SAB 50-10. Once the score is known it can be entered into OPSC Online and the application can be electronically submitted to OPSC immediately.

OPSC and CDE hosted a joint workshop on November 6, 2019 that provided an overview of both agency's application processes. The workshop was webcasted and can be found [here](#) and at <https://tinyurl.com/v3eozm6>.

Facility Hardship Program Regulation Amendments

OPSC shared with SAB members and the audience that there will be public stakeholder meetings in January 2020 to discuss potential amendments to the Facility Hardship Program regulations, with the goal of bringing an item for the SAB soon after. The amendments will center around streamlining the application process, clarifying existing regulations and addressing several other issues and concerns. OPSC looks forward to public and SAB member input as we work towards improvements in this critical program.

Fallbrook Union Elementary School --- San Onofre School Ribbon Cutting Ceremony

OPSC participated in a Ribbon Cutting ceremony for the San Onofre School in San Clemente, CA on Marine Corps Base Camp Pendleton on November 15, 2019. The project received approximately \$10.4 million in state funding approved by the SAB. The U.S. Department of Defense, through its Office of Economic Adjustment for the Construction, Renovation, Repair or Expansion of Public School Located on Military Installation Program, provided the federal funding. The ceremony marks the completion of a ten-year effort to replace San Onofre Elementary School with federal and state funding. This completed project will serve up to 800 military connected students at Camp Pendleton and the surrounding community.

New! OPSC's Open Data Portal

In order to promote transparency, OPSC was excited to announce that it had published funding information to the State of California's Open Data Portal that would identify the distribution of School Facility Program (SFP) funding from all bond sources including Proposition 1A (1998), Proposition 47 (2002), Proposition 55 (2004), Proposition 1D (2006), and Proposition 51 (2016). The data set documents the allocation of funding (updated monthly) for all projects that received an apportionment under the SFP.

Next SAB Meeting

The SAB and stakeholders were reminded that the next SAB meeting scheduled would be for Wednesday, January 22, 2020 at 4:00 p.m.

CONSENT ITEMS

The Chair asked if there were any objections to include the Appeal Item for the McFarland Unified School District with the Consent calendar. Hearing no objections, a motion was made to approve the Consent calendar as presented, including the Appeal Item. The Chair called for a roll-call vote and the motion carried per the following votes:

MEMBER	AYE	NAY	ABSTAIN	ABSENT
Senator Wilk	X			
Senator Leyva				X
Senator Roth	X			
Assembly Member Nazarian	X			
Assembly Member O'Donnell	X			
Assembly Member Cunningham				X
Juan Mireles	X			
Cesar Diaz (Governor's Appointee)	X			
Daniel Kim	X			
Gayle Miller	X			
Total	8			2

Motion:

Carried X

Failed

FINANCIAL REPORTS

The SAB accepted the Financial Reports as presented.

APPEAL ITEMS

McFarland Unified/Kern 50/73908-00-010

This Item was approved with the Consent calendar as shown under "Consent Items" above.

REPORTS, DISCUSSION, AND INFORMATION ITEMS

The SAB acknowledged the following reports:

- ***State Allocation Board Three-Month Projected Workload***
- ***State Allocation Board Meeting Date for the Remaining 2019 Calendar Year***
- ***School Facility Program Unfunded List as of October 23, 2019***
- ***School Facility Program Workload List of Applications Received Through October 31, 2019***
- ***Full-Day Kindergarten Facilities Grant Program Workload List as of October 31, 2019***
- ***School Facility Program Applications Received Beyond Bond Authority List as of October 31, 2019***
- ***Facility Hardship/Rehabilitation Approvals Without Funding as of October 23, 2019***

CLOSED SESSION

At 2:14 p.m. and in accordance with Government Code Section 11126(e)(1), the Board convened into closed session for the purpose of conferring with and receiving advice from counsel regarding pending litigation.

Upon conclusion of the closed session, the Board reconvened into open session at 3:08 p.m.

ADJOURNMENT

There being no further business to come before the SAB, the Chair adjourned the meeting at 3:13 p.m.

A handwritten signature in black ink, appearing to read "Juan J. Silverman". The signature is written in a cursive, flowing style.

ATTACHMENT A
Approved Consent Items on 12/09/2019

Program	Application Number	District	County
SFP - Charter	54/64733-00-103	LOS ANGELES UNIFIED	LOS ANGELES
SFP - Charter	54/64733-00-064	LOS ANGELES UNIFIED	LOS ANGELES
SFP - Charter	54/70920-00-003	SANTA ROSA HIGH	SONOMA
SFP - Charter	54/70920-00-004	SANTA ROSA HIGH	SONOMA
SFP - Modernization	57/66977-00-015	ALVORD UNIFIED	RIVERSIDE
SFP - Modernization	57/66977-00-000	ALVORD UNIFIED	RIVERSIDE
SFP - Modernization	57/64279-00-018	AZUSA UNIFIED	LOS ANGELES
SFP - Modernization	57/63321-00-000	BAKERSFIELD CITY ELEMENTARY	KERN
SFP - Modernization	57/64287-00-000	BALDWIN PARK UNIFIED	LOS ANGELES
SFP - Modernization	58/62026-00-001	BIG CREEK ELEMENTARY	FRESNO
SFP - Modernization	58/61838-00-001	BUCKEYE UNION ELEMENTARY	EL DORADO
SFP - Modernization	57/61150-00-000	CASTRO VALLEY UNIFIED	ALAMEDA
SFP - Modernization	57/64444-00-015	CULVER CITY UNIFIED	LOS ANGELES
SFP - Modernization	57/64469-00-011	DUARTE UNIFIED	LOS ANGELES
SFP - Modernization	57/64469-00-000	DUARTE UNIFIED	LOS ANGELES
SFP - Modernization	57/69427-00-000	EAST SIDE UNION HIGH	SANTA CLARA
SFP - Modernization	57/69971-00-000	ENTERPRISE ELEMENTARY	SHASTA
SFP - Modernization	57/69450-00-010	FRANKLIN-MCKINLEY ELEMENTARY	SANTA CLARA
SFP - Modernization	57/69450-00-000	FRANKLIN-MCKINLEY ELEMENTARY	SANTA CLARA
SFP - Modernization	57/66522-00-086	GARDEN GROVE UNIFIED	ORANGE
SFP - Modernization	57/68130-00-025	GROSSMONT UNION HIGH	SAN DIEGO
SFP - Modernization	57/63610-00-000	MAPLE ELEMENTARY	KERN
SFP - Modernization	57/65771-00-012	MERCED CITY ELEMENTARY	MERCED
SFP - Modernization	57/65771-00-000	MERCED CITY ELEMENTARY	MERCED
SFP - Modernization	58/69252-00-001	MONTECITO UNION ELEMENTARY	SANTA BARBARA
SFP - Modernization	58/69252-00-002	MONTECITO UNION ELEMENTARY	SANTA BARBARA
SFP - Modernization	57/67124-00-000	MORENO VALLEY UNIFIED	RIVERSIDE
SFP - Modernization	57/66597-00-041	NEWPORT-MESA UNIFIED	ORANGE
SFP - Modernization	58/67819-00-003	ONTARIO-MONTCLAIR	SAN BERNARDINO
SFP - Modernization	58/67819-00-004	ONTARIO-MONTCLAIR	SAN BERNARDINO
SFP - Modernization	57/67173-00-010	PALM SPRINGS UNIFIED	RIVERSIDE
SFP - Modernization	57/69641-00-000	PALO ALTO UNIFIED	SANTA CLARA
SFP - Modernization	57/66894-00-011	PLACER UNION HIGH	PLACER
SFP - Modernization	57/66894-00-010	PLACER UNION HIGH	PLACER
SFP - Modernization	57/66894-00-000	PLACER UNION HIGH	PLACER
SFP - Modernization	57/62646-00-002	PRINCETON JOINT UNIFIED	GLENN
SFP - Modernization	57/62646-00-001	PRINCETON JOINT UNIFIED	GLENN
SFP - Modernization	57/70896-00-000	RINCON VALLEY UNION ELEMENTARY	SONOMA
SFP - Modernization	57/64931-00-010	ROSEMEAD ELEMENTARY	LOS ANGELES
SFP - Modernization	57/64931-00-011	ROSEMEAD ELEMENTARY	LOS ANGELES
SFP - Modernization	57/64931-00-012	ROSEMEAD ELEMENTARY	LOS ANGELES
SFP - Modernization	57/67439-00-000	SACRAMENTO CITY UNIFIED	SACRAMENTO
SFP - Modernization	57/73635-00-039	SADDLEBACK VALLEY UNIFIED	ORANGE
SFP - Modernization	57/73635-00-038	SADDLEBACK VALLEY UNIFIED	ORANGE
SFP - Modernization	57/73635-00-000	SADDLEBACK VALLEY UNIFIED	ORANGE
SFP - Modernization	57/61804-00-000	SAN RAMON VALLEY UNIFIED	CONTRA COSTA
SFP - Modernization	57/62414-00-000	SANGER UNIFIED	FRESNO
SFP - Modernization	57/76786-00-009	SANTA BARBARA UNIFIED	SANTA BARBARA
SFP - Modernization	57/76828-00-001	SANTA PAULA UNIFIED	VENTURA
SFP - Modernization	57/76828-00-000	SANTA PAULA UNIFIED	VENTURA
SFP - Modernization	57/72371-00-003	SONORA ELEMENTARY	TUOLUMNE
SFP - Modernization	57/72371-00-004	SONORA ELEMENTARY	TUOLUMNE
SFP - Modernization	57/72371-00-000	SONORA ELEMENTARY	TUOLUMNE
SFP - Modernization	57/68676-00-039	STOCKTON UNIFIED	SAN JOAQUIN
SFP - Modernization	57/65060-00-035	TORRANCE UNIFIED	LOS ANGELES
SFP - Modernization	57/72223-00-002	TRAVER JOINT ELEMENTARY	TULARE
SFP - Modernization	57/72223-00-000	TRAVER JOINT ELEMENTARY	TULARE
SFP - Modernization	57/76505-00-000	TWIN RIVERS UNIFIED	SACRAMENTO

ATTACHMENT A
Approved Consent Items on 12/09/2019

Program	Application Number	District	County
SFP - New Construction	50/65961-00-009	ALISAL UNION	MONTEREY
SFP - New Construction	50/65177-00-000	ALVIEW-DAIRYLAND UNION ELEMENTARY	MADERA
SFP - New Construction	50/61994-00-000	ALVINA ELEMENTARY	FRESNO
SFP - New Construction	50/10033-00-005	AMADOR COUNTY OFFICE OF EDUCATION	AMADOR
SFP - New Construction	50/68858-00-001	BAYSHORE ELEMENTARY	SAN MATEO
SFP - New Construction	50/68858-00-000	BAYSHORE ELEMENTARY	SAN MATEO
SFP - New Construction	50/75531-00-006	DINUBA UNIFIED	TULARE
SFP - New Construction	50/66035-00-000	GREENFIELD UNION ELEMENTARY	MONTEREY
SFP - New Construction	50/10199-00-074	LOS ANGELES COUNTY OFFICE OF EDUCATION	LOS ANGELES
SFP - New Construction	51/66266-00-001	NAPA VALLEY UNIFIED	NAPA
SFP - New Construction	50/67207-00-000	PERRIS UNION HIGH	RIVERSIDE
SFP - New Construction	50/69120-00-020	SANTA MARIA-BONITA	SANTA BARBARA
SFP - New Construction	50/69120-00-021	SANTA MARIA-BONITA	SANTA BARBARA
SFP - New Construction	50/65136-00-000	WILLIAM S. HART UNION HIGH	LOS ANGELES
SFP - ORG	56/67652-00-003	CHAFFEY JOINT UNION HIGH	SAN BERNARDINO
SFP - ORG	56/64733-00-020	LOS ANGELES UNIFIED	LOS ANGELES
Unused Sites	92/66761-00-000	ACKERMAN ELEMENTARY	PLACER
Unused Sites	92/67587-00-000	ADELANTO ELEMENTARY	SAN BERNARDINO
Unused Sites	92/65961-00-000	ALISAL UNION	MONTEREY
Unused Sites	92/71795-00-000	ALLENSWORTH ELEMENTARY	TULARE
Unused Sites	92/71803-00-000	ALPAUGH UNIFIED	TULARE
Unused Sites	92/73981-00-000	AMADOR COUNTY UNIFIED	AMADOR
Unused Sites	92/71472-00-000	ANTELOPE ELEMENTARY	TEHAMA
Unused Sites	92/64246-00-000	ANTELOPE VALLEY UNION HIGH	LOS ANGELES
Unused Sites	92/61648-00-000	ANTIOCH UNIFIED	CONTRA COSTA
Unused Sites	92/75077-00-000	APPLE VALLEY UNIFIED	SAN BERNARDINO
Unused Sites	92/62679-00-000	ARCATA ELEMENTARY	HUMBOLDT
Unused Sites	92/65557-00-000	ARENA UNION ELEMENTARY	MENDOCINO
Unused Sites	92/63875-00-000	ARMONA UNION ELEMENTARY	KINGS
Unused Sites	92/65631-00-000	ATWATER ELEMENTARY	MERCED
Unused Sites	92/66787-00-000	AUBURN UNION ELEMENTARY	PLACER
Unused Sites	92/73858-00-000	BAKER VALLEY UNIFIED	SAN BERNARDINO
Unused Sites	92/63321-00-000	BAKERSFIELD CITY ELEMENTARY	KERN
Unused Sites	92/66985-00-000	BANNING UNIFIED	RIVERSIDE
Unused Sites	92/67611-00-000	BARSTOW UNIFIED	SAN BERNARDINO
Unused Sites	92/66993-00-000	BEAUMONT UNIFIED	RIVERSIDE
Unused Sites	92/70524-00-000	BENICIA UNIFIED	SOLANO
Unused Sites	92/69377-00-000	BERRYESSA UNION ELEMENTARY	SANTA CLARA
Unused Sites	92/64089-00-000	BIG VALLEY JOINT UNIFIED	LASSEN
Unused Sites	92/76851-00-000	BONSALL UNIFIED	SAN DIEGO
Unused Sites	92/67983-00-000	BORREGO SPRINGS UNIFIED	SAN DIEGO
Unused Sites	92/63073-00-000	BRAWLEY ELEMENTARY	IMPERIAL
Unused Sites	92/66449-00-000	BREA-OLINDA UNIFIED	ORANGE
Unused Sites	92/61655-00-000	BRENTWOOD UNION	CONTRA COSTA
Unused Sites	92/71357-00-000	BRITTAN ELEMENTARY	SUTTER
Unused Sites	92/67991-00-000	CAJON VALLEY UNION ELEMENTARY	SAN DIEGO
Unused Sites	92/61564-00-000	CALAVERAS UNIFIED	CALAVERAS
Unused Sites	92/63107-00-000	CALIPATRIA UNIFIED	IMPERIAL
Unused Sites	92/69385-00-000	CAMBRIAN	SANTA CLARA
Unused Sites	92/69393-00-000	CAMPBELL UNION ELEMENTARY	SANTA CLARA
Unused Sites	92/65987-00-000	CARMEL UNIFIED	MONTEREY
Unused Sites	92/69146-00-000	CARPINTERIA UNIFIED	SANTA BARBARA
Unused Sites	92/64345-00-000	CASTAIC UNION	LOS ANGELES
Unused Sites	92/73965-00-000	CENTRAL UNIFIED	FRESNO
Unused Sites	92/63115-00-000	CENTRAL UNION HIGH	IMPERIAL
Unused Sites	92/67652-00-000	CHAFFEY JOINT UNION HIGH	SAN BERNARDINO
Unused Sites	92/64378-00-000	CHARTER OAK UNIFIED	LOS ANGELES
Unused Sites	92/61424-00-000	CHICO UNIFIED	BUTTE

ATTACHMENT A
Approved Consent Items on 12/09/2019

Program	Application Number	District	County
Unused Sites	92/70656-00-000	CLOVERDALE UNIFIED	SONOMA
Unused Sites	92/62117-00-000	CLOVIS UNIFIED	FRESNO
Unused Sites	92/73676-00-000	COACHELLA VALLEY UNIFIED	RIVERSIDE
Unused Sites	92/66795-00-000	COLFAX ELEMENTARY	PLACER
Unused Sites	92/72348-00-000	COLUMBIA UNION ELEMENTARY	TUOLUMNE
Unused Sites	92/73437-00-000	COMPTON UNIFIED	LOS ANGELES
Unused Sites	92/73759-00-000	CONEJO VALLEY UNIFIED	VENTURA
Unused Sites	92/68031-00-000	CORONADO UNIFIED	SAN DIEGO
Unused Sites	92/67033-00-000	CORONA-NORCO UNIFIED	RIVERSIDE
Unused Sites	92/73882-00-000	COTATI-ROHNERT PARK UNIFIED	SONOMA
Unused Sites	92/64444-00-000	CULVER CITY UNIFIED	LOS ANGELES
Unused Sites	92/69419-00-000	CUPERTINO UNION	SANTA CLARA
Unused Sites	92/72355-00-000	CURTIS CREEK ELEMENTARY	TUOLUMNE
Unused Sites	92/75010-00-000	CUYAMA JOINT UNIFIED	SANTA BARBARA
Unused Sites	92/66480-00-000	CYPRESS ELEMENTARY	ORANGE
Unused Sites	92/72678-00-000	DAVIS JOINT UNIFIED	YOLO
Unused Sites	92/68049-00-000	DEHESA	SAN DIEGO
Unused Sites	92/61820-00-000	DEL NORTE COUNTY UNIFIED	DEL NORTE
Unused Sites	92/63412-00-000	DELANO JOINT UNION HIGH	KERN
Unused Sites	92/63404-00-000	DELANO UNION ELEMENTARY	KERN
Unused Sites	92/67058-00-000	DESERT SANDS UNIFIED	RIVERSIDE
Unused Sites	92/65318-00-000	DIXIE ELEMENTARY	MARIN
Unused Sites	92/66803-00-000	DRY CREEK JOINT ELEMENTARY	PLACER
Unused Sites	92/64477-00-000	EASTSIDE UNION	LOS ANGELES
Unused Sites	92/63438-00-000	EDISON ELEMENTARY	KERN
Unused Sites	92/10090-00-000	EL DORADO COUNTY OFFICE OF EDUCATION	EL DORADO
Unused Sites	92/64527-00-000	EL RANCHO UNIFIED	LOS ANGELES
Unused Sites	92/67314-00-000	ELK GROVE UNIFIED	SACRAMENTO
Unused Sites	92/72686-00-000	ESPARTO UNIFIED	YOLO
Unused Sites	92/75515-00-000	EUREKA CITY UNIFIED	HUMBOLDT
Unused Sites	92/71522-00-000	EVERGREEN UNION ELEMENTARY	TEHAMA
Unused Sites	92/70540-00-000	FAIRFIELD-SUISUN UNIFIED	SOLANO
Unused Sites	92/75325-00-000	FARMERSVILLE UNIFIED	TULARE
Unused Sites	92/67330-00-000	FOLSOM-CORDOVA UNIFIED	SACRAMENTO
Unused Sites	92/67710-00-000	FONTANA UNIFIED	SAN BERNARDINO
Unused Sites	92/66837-00-000	FORESTHILL UNION ELEMENTARY	PLACER
Unused Sites	92/70292-00-000	FORKS OF SALMON ELEMENTARY	SISKIYOU
Unused Sites	92/66498-00-000	FOUNTAIN VALLEY ELEMENTARY	ORANGE
Unused Sites	92/61176-00-000	FREMONT UNIFIED	ALAMEDA
Unused Sites	92/69468-00-000	FREMONT UNION HIGH	SANTA CLARA
Unused Sites	92/62166-00-000	FRESNO UNIFIED	FRESNO
Unused Sites	92/67348-00-000	GALT JOINT UNION ELEMENTARY	SACRAMENTO
Unused Sites	92/75267-00-000	GATEWAY UNIFIED	SHASTA
Unused Sites	92/64568-00-000	GLENDALE UNIFIED	LOS ANGELES
Unused Sites	92/75234-00-000	GOLDEN PLAINS UNIFIED	FRESNO
Unused Sites	92/69195-00-000	GOLETA UNION ELEMENTARY	SANTA BARBARA
Unused Sites	92/63503-00-000	GREENFIELD UNION	KERN
Unused Sites	92/75507-00-000	GRIDLEY UNIFIED	BUTTE
Unused Sites	92/68130-00-000	GROSSMONT UNION HIGH	SAN DIEGO
Unused Sites	92/73445-00-000	HACIENDA LA PUENTE UNIFIED	LOS ANGELES
Unused Sites	92/63917-00-000	HANFORD ELEMENTARY	KINGS
Unused Sites	92/67082-00-000	HEMET UNIFIED	RIVERSIDE
Unused Sites	92/64600-00-000	HERMOSA BEACH CITY ELEMENTARY	LOS ANGELES
Unused Sites	92/75044-00-000	HESPERIA UNIFIED	SAN BERNARDINO
Unused Sites	92/71100-00-000	HICKMAN ELEMENTARY	STANISLAUS
Unused Sites	92/71944-00-000	HOPE ELEMENTARY	TULARE
Unused Sites	92/66530-00-000	HUNTINGTON BEACH CITY ELEMENTARY	ORANGE
Unused Sites	92/63164-00-000	IMPERIAL UNIFIED	IMPERIAL

ATTACHMENT A
Approved Consent Items on 12/09/2019

Program	Application Number	District	County
Unused Sites	92/73650-00-000	IRVINE UNIFIED	ORANGE
Unused Sites	92/68924-00-000	JEFFERSON UNION HIGH	SAN MATEO
Unused Sites	92/64642-00-000	KEPPEL UNION ELEMENTARY	LOS ANGELES
Unused Sites	92/10157-00-000	KERN COUNTY OFFICE OF EDUCATION	KERN
Unused Sites	92/63529-00-000	KERN HIGH	KERN
Unused Sites	92/62265-00-000	KINGS CANYON JOINT UNIFIED	FRESNO
Unused Sites	92/64022-00-000	KONOCTI UNIFIED	LAKE
Unused Sites	92/64659-00-000	LA CANADA UNIFIED	LOS ANGELES
Unused Sites	92/75176-00-000	LAKE ELSINORE UNIFIED	RIVERSIDE
Unused Sites	92/64030-00-000	LAKEPORT UNIFIED	LAKE
Unused Sites	92/63552-00-000	LAKESIDE UNION	KERN
Unused Sites	92/68189-00-000	LAKESIDE UNION ELEMENTARY	SAN DIEGO
Unused Sites	92/64667-00-000	LANCASTER ELEMENTARY	LOS ANGELES
Unused Sites	92/65367-00-000	LARKSPUR-CORTE MADERA	MARIN
Unused Sites	92/68957-00-000	LAS LOMITAS ELEMENTARY	SAN MATEO
Unused Sites	92/61721-00-000	LIBERTY UNION HIGH	CONTRA COSTA
Unused Sites	92/65375-00-000	LINCOLN ELEMENTARY	MARIN
Unused Sites	92/64717-00-000	LITTLE LAKE CITY ELEMENTARY	LOS ANGELES
Unused Sites	92/65748-00-000	LIVINGSTON UNION	MERCED
Unused Sites	92/68585-00-000	LODI UNIFIED	SAN JOAQUIN
Unused Sites	92/69229-00-000	LOMPOC UNIFIED	SANTA BARBARA
Unused Sites	92/69518-00-000	LOS ALTOS ELEMENTARY	SANTA CLARA
Unused Sites	92/64733-00-000	LOS ANGELES UNIFIED	LOS ANGELES
Unused Sites	92/65755-00-000	LOS BANOS UNIFIED	MERCED
Unused Sites	92/69534-00-000	LOS GATOS-SARATOGA JOINT UNION HIGH	SANTA CLARA
Unused Sites	92/63594-00-000	LOST HILLS UNION ELEMENTARY	KERN
Unused Sites	92/64766-00-000	LOWELL JOINT ELEMENTARY	LOS ANGELES
Unused Sites	92/68759-00-000	LUCIA MAR UNIFIED	SAN LUIS OBISPO
Unused Sites	92/73692-00-000	MAMMOTH UNIFIED	MONO
Unused Sites	92/75333-00-000	MANHATTAN BEACH UNIFIED	LOS ANGELES
Unused Sites	92/68593-00-000	MANTECA UNIFIED	SAN JOAQUIN
Unused Sites	92/63628-00-000	MARICOPA UNIFIED	KERN
Unused Sites	92/65532-00-000	MARIPOSA COUNTY UNIFIED	MARIPOSA
Unused Sites	92/61572-00-000	MARK TWAIN UNION ELEMENTARY	CALAVERAS
Unused Sites	92/72736-00-000	MARYSVILLE JOINT UNIFIED	YUBA
Unused Sites	92/65763-00-000	MCSWAIN UNION ELEMENTARY	MERCED
Unused Sites	92/65581-00-000	MENDOCINO UNIFIED	MENDOCINO
Unused Sites	92/65771-00-000	MERCED CITY ELEMENTARY	MERCED
Unused Sites	92/65789-00-000	MERCED UNION HIGH	MERCED
Unused Sites	92/65391-00-000	MILL VALLEY ELEMENTARY	MARIN
Unused Sites	92/68973-00-000	MILLBRAE ELEMENTARY	SAN MATEO
Unused Sites	92/73387-00-000	MILPITAS UNIFIED	SANTA CLARA
Unused Sites	92/63677-00-000	MOJAVE UNIFIED	KERN
Unused Sites	92/66092-00-000	MONTEREY PENINSULA UNIFIED	MONTEREY
Unused Sites	92/69575-00-000	MORELAND ELEMENTARY	SANTA CLARA
Unused Sites	92/67124-00-000	MORENO VALLEY UNIFIED	RIVERSIDE
Unused Sites	92/67777-00-000	MORONGO UNIFIED	SAN BERNARDINO
Unused Sites	92/69591-00-000	MOUNTAIN VIEW WHISMAN ELEMENTARY	SANTA CLARA
Unused Sites	92/61754-00-000	MT. DIABLO UNIFIED	CONTRA COSTA
Unused Sites	92/75283-00-000	NATOMAS UNIFIED	SACRAMENTO
Unused Sites	92/67801-00-000	NEEDLES UNIFIED	SAN BERNARDINO
Unused Sites	92/66340-00-000	NEVADA CITY	NEVADA
Unused Sites	92/61242-00-000	NEW HAVEN UNIFIED	ALAMEDA
Unused Sites	92/63693-00-000	NORRIS	KERN
Unused Sites	92/64840-00-000	NORWALK-LA MIRADA UNIFIED	LOS ANGELES
Unused Sites	92/69625-00-000	OAK GROVE ELEMENTARY	SANTA CLARA
Unused Sites	92/75564-00-000	OAKDALE JOINT UNIFIED	STANISLAUS
Unused Sites	92/61762-00-000	OAKLEY UNION ELEMENTARY	CONTRA COSTA

ATTACHMENT A
Approved Consent Items on 12/09/2019

Program	Application Number	District	County
Unused Sites	92/66613-00-000	OCEAN VIEW ELEMENTARY	ORANGE
Unused Sites	92/66621-00-000	ORANGE UNIFIED	ORANGE
Unused Sites	92/70094-00-000	PACHECO UNION ELEMENTARY	SHASTA
Unused Sites	92/67173-00-000	PALM SPRINGS UNIFIED	RIVERSIDE
Unused Sites	92/64857-00-000	PALMDALE ELEMENTARY	LOS ANGELES
Unused Sites	92/69641-00-000	PALO ALTO UNIFIED	SANTA CLARA
Unused Sites	92/64865-00-000	PALOS VERDES PENINSULA UNIFIED	LOS ANGELES
Unused Sites	92/64881-00-000	PASADENA UNIFIED	LOS ANGELES
Unused Sites	92/75457-00-000	PASO ROBLES JOINT UNIFIED	SAN LUIS OBISPO
Unused Sites	92/71217-00-000	PATTERSON JOINT UNIFIED	STANISLAUS
Unused Sites	92/67207-00-000	PERRIS UNION HIGH	RIVERSIDE
Unused Sites	92/61788-00-000	PITTSBURG UNIFIED	CONTRA COSTA
Unused Sites	92/66886-00-000	PLACER HILLS UNION ELEMENTARY	PLACER
Unused Sites	92/66373-00-000	PLEASANT RIDGE UNION ELEMENTARY	NEVADA
Unused Sites	92/75101-00-000	PLEASANTON UNIFIED	ALAMEDA
Unused Sites	92/66969-00-000	PLUMAS UNIFIED	PLUMAS
Unused Sites	92/75523-00-000	PORTERVILLE UNIFIED	TULARE
Unused Sites	92/68312-00-000	RANCHO SANTA FE ELEMENTARY	SAN DIEGO
Unused Sites	92/75341-00-000	REDONDO BEACH UNIFIED	LOS ANGELES
Unused Sites	92/73932-00-000	REEF-SUNSET UNIFIED	KINGS
Unused Sites	92/61978-00-000	RESCUE UNION ELEMENTARY	EL DORADO
Unused Sites	92/63578-00-000	RICHLAND UNION ELEMENTARY	KERN
Unused Sites	92/67868-00-000	RIM OF THE WORLD UNIFIED	SAN BERNARDINO
Unused Sites	92/75408-00-000	RIVERDALE JOINT UNIFIED	FRESNO
Unused Sites	92/10330-00-000	RIVERSIDE COUNTY OFFICE OF EDUCATION	RIVERSIDE
Unused Sites	92/67421-00-000	ROBLA ELEMENTARY	SACRAMENTO
Unused Sites	92/72090-00-000	ROCKFORD ELEMENTARY	TULARE
Unused Sites	92/67231-00-000	ROMOLAND ELEMENTARY	RIVERSIDE
Unused Sites	92/66928-00-000	ROSEVILLE JOINT UNION HIGH	PLACER
Unused Sites	92/75002-00-000	ROSS VALLEY	MARIN
Unused Sites	92/71266-00-000	SALIDA UNION	STANISLAUS
Unused Sites	92/67876-00-000	SAN BERNARDINO CITY UNIFIED	SAN BERNARDINO
Unused Sites	92/10363-00-000	SAN BERNARDINO COUNTY OFFICE OF EDUCATION	SAN BERNARDINO
Unused Sites	92/69013-00-000	SAN BRUNO PARK ELEMENTARY	SAN MATEO
Unused Sites	92/68338-00-000	SAN DIEGO UNIFIED	SAN DIEGO
Unused Sites	92/68478-00-000	SAN FRANCISCO UNIFIED	SAN FRANCISCO
Unused Sites	92/67249-00-000	SAN JACINTO UNIFIED	RIVERSIDE
Unused Sites	92/69666-00-000	SAN JOSE UNIFIED	SANTA CLARA
Unused Sites	92/61309-00-000	SAN LORENZO UNIFIED	ALAMEDA
Unused Sites	92/66183-00-000	SAN LUCAS UNION ELEMENTARY	MONTEREY
Unused Sites	92/68809-00-000	SAN LUIS COASTAL UNIFIED	SAN LUIS OBISPO
Unused Sites	92/73791-00-000	SAN MARCOS UNIFIED	SAN DIEGO
Unused Sites	92/63214-00-000	SAN PASQUAL VALLEY UNIFIED	IMPERIAL
Unused Sites	92/65458-00-000	SAN RAFAEL CITY ELEMENTARY	MARIN
Unused Sites	92/66670-00-000	SANTA ANA UNIFIED	ORANGE
Unused Sites	92/76786-00-000	SANTA BARBARA UNIFIED	SANTA BARBARA
Unused Sites	92/69674-00-000	SANTA CLARA UNIFIED	SANTA CLARA
Unused Sites	92/64980-00-000	SANTA MONICA-MALIBU UNIFIED	LOS ANGELES
Unused Sites	92/76828-00-000	SANTA PAULA UNIFIED	VENTURA
Unused Sites	92/70912-00-000	SANTA ROSA ELEMENTARY	SONOMA
Unused Sites	92/68361-00-000	SANTEE ELEMENTARY	SAN DIEGO
Unused Sites	92/73742-00-000	SIERRA SANDS UNIFIED	KERN
Unused Sites	92/75275-00-000	SIERRA UNIFIED	FRESNO
Unused Sites	92/72603-00-000	SIMI VALLEY UNIFIED	VENTURA
Unused Sites	92/73957-00-000	SNOWLINE JOINT UNIFIED	SAN BERNARDINO
Unused Sites	92/72389-00-000	SONORA UNION HIGH	TUOLUMNE
Unused Sites	92/65029-00-000	SOUTH PASADENA UNIFIED	LOS ANGELES
Unused Sites	92/69070-00-000	SOUTH SAN FRANCISCO UNIFIED	SAN MATEO

ATTACHMENT A
Approved Consent Items on 12/09/2019

Program	Application Number	District	County
Unused Sites	92/63776-00-000	SOUTHERN KERN UNIFIED	KERN
Unused Sites	92/73833-00-000	SOUTHERN TRINITY JOINT UNIFIED	TRINITY
Unused Sites	92/72132-00-000	SPRINGVILLE UNION ELEMENTARY	TULARE
Unused Sites	92/63792-00-000	STANDARD ELEMENTARY	KERN
Unused Sites	92/68676-00-000	STOCKTON UNIFIED	SAN JOAQUIN
Unused Sites	92/69690-00-000	SUNNYVALE ELEMENTARY	SANTA CLARA
Unused Sites	92/68411-00-000	SWEETWATER UNION HIGH	SAN DIEGO
Unused Sites	92/71290-00-000	SYLVAN UNION ELEMENTARY	STANISLAUS
Unused Sites	92/66944-00-000	TAHOE-TRUCKEE UNIFIED	PLACER
Unused Sites	92/65482-00-000	TAMALPAIS UNION HIGH	MARIN
Unused Sites	92/63826-00-000	TEHACHAPI UNIFIED	KERN
Unused Sites	92/75192-00-000	TEMECULA VALLEY UNIFIED	RIVERSIDE
Unused Sites	92/70565-00-000	TRAVIS UNIFIED	SOLANO
Unused Sites	92/72231-00-000	TULARE CITY ELEMENTARY	TULARE
Unused Sites	92/75739-00-000	TURLOCK UNIFIED	STANISLAUS
Unused Sites	92/76505-00-000	TWIN RIVERS UNIFIED	SACRAMENTO
Unused Sites	92/65615-00-000	UKIAH UNIFIED	MENDOCINO
Unused Sites	92/69708-00-000	UNION ELEMENTARY	SANTA CLARA
Unused Sites	92/61580-00-000	VALLECITO UNION ELEMENTARY	CALAVERAS
Unused Sites	92/70581-00-000	VALLEJO CITY UNIFIED	SOLANO
Unused Sites	92/75614-00-000	VALLEY CENTER-PAUMA	SAN DIEGO
Unused Sites	92/72652-00-000	VENTURA UNIFIED	VENTURA
Unused Sites	92/72652-00-000	VENTURA UNIFIED	VENTURA
Unused Sites	92/67918-00-000	VICTOR ELEMENTARY	SAN BERNARDINO
Unused Sites	92/72256-00-000	VISALIA UNIFIED	TULARE
Unused Sites	92/69344-00-000	VISTA DEL MAR UNION ELEMENTARY	SANTA BARBARA
Unused Sites	92/63859-00-000	WASCO UNION HIGH	KERN
Unused Sites	92/76778-00-000	WASHINGTON UNIFIED	FRESNO
Unused Sites	92/72694-00-000	WASHINGTON UNIFIED	YOLO
Unused Sites	92/65102-00-000	WESTSIDE UNION ELEMENTARY	LOS ANGELES
Unused Sites	92/72702-00-000	WINTERS JOINT UNIFIED	YOLO
Unused Sites	92/72710-00-000	WOODLAND JOINT UNIFIED	YOLO
Unused Sites	92/71035-00-000	WRIGHT ELEMENTARY	SONOMA
Unused Sites	92/71464-00-000	YUBA CITY UNIFIED	SUTTER

EXECUTIVE OFFICER STATEMENT

State Allocation Board Meeting, January 22, 2020

PRIORITY FUNDING APPORTIONMENTS

At the September 25, 2019 meeting, the Board approved \$771.7 million in priority funding apportionments for 193 projects representing 106 school districts. Of these projects, applicants that were required to submit a *Fund Release Authorization* (Form SAB 50-05) containing an original signature of an Authorized District Representative had to do so by the close of business on **Tuesday, December 24, 2019** to the Office of Public School Construction (OPSC).

For CTEFP projects that were approved as a reservation of funds, the school districts have 12 months from the Apportionment date to submit the required California Department of Education and/or Division of the State Architect approvals to OPSC, which is **September 24, 2020**. If an applicant does not submit the required approvals the project will be rescinded without further Board action. Once the required documents are submitted, the applicant has 90 days to submit a valid Form SAB 50-05 to OPSC.

As of January 10, 2020, funds have been released for a total of \$521.4 million, which included six projects that did not require a Form SAB 50-05 and 122 of the required 188 Forms SAB 50-05. Additionally, staff is currently processing an additional \$184.7 million in fund release requests.

Two projects totaling \$2.4 million did not submit a valid fund release request by close of business **December 24, 2019**, the projects were given a non-participation occurrence and received a new Unfunded Approval date of December 24, 2019.

RECENT PRIORITY FUNDING FILING ROUND CLOSED

The current priority funding filing period began on November 13, 2019 and closed on December 12, 2019.

At the close of the filing period, OPSC received valid requests from 130 applicants for 274 unique projects totaling \$829.7 million. These requests are valid from January 1, 2020 through June 30, 2020.

Five projects totaling \$5.0 million did not submit requests during the filing period and thus received a second occurrence for non-participation in Priority Funding. Therefore, these projects were rescinded without further Board action. Two projects totaling \$6.9 million received a first occurrence for non-participation and remain on the Unfunded List (Lack of AB 55 Loans) with no change.

SIXTH CAREER TECHNICAL EDUCATION FACILITIES PROGRAM (CTEFP) FILING ROUND IS OPEN

OPSC would like to remind everyone that the Sixth CTEFP Filing Round is open until April 6, 2020. CTE Grant Applications were due to the California Department of Education (CDE) on or before December 2, 2019. CDE received 282 applications requesting review and approval. The *Application for Career Technical Education Funding* (Form SAB 50-10) is due to OPSC on or before April 6, 2020.

CDE will be providing scores *on a flow basis*. OPSC encourages all applicants with projects with a score of 105, or higher, to submit the Form SAB 50-10 immediately upon receipt of the CDE's score letter for the project.

OPSC has contacted all prior applicants that submitted in the Fourth and Fifth CTEFP Filing Rounds and did not receive funding, advising of the ability to reapply in this current round using the same CTE score letter. Applicants using the same CTE score letter must use copies of the same supporting documents such as the CDE application and the cost estimate that were previously submitted in the past round.

OPSC Online is available for all applicants to complete the Form SAB 50-10. Once the score is known, it can then be entered into OPSC Online and the application can be electronically submitted to OPSC immediately.

OPSC and CDE hosted a joint workshop on November 6, 2019 to provide an overview of both agency's application processes. A recording of the workshop can be found [here](#) and at <https://tinyurl.com/v3eozm6>

FACILITY HARDSHIP PROGRAM REGULATION AMENDMENTS

OPSC held a Facility Hardship Program Stakeholder meeting on January 10, 2020 and will be holding a second meeting on January 31, 2020 at the State Capitol in Sacramento in Room 4202 from 9 a.m. to 11 a.m. The second meeting will continue the discussion of amendments to the existing program. The amendments will focus on improving the application process, clarifying the existing regulations, and address several other issues and concerns. An item will be presented to the Board at the February 2020 meeting for discussion and approval.

ASSEMBLY BILL (AB) 48 / PROPOSITION 13

Governor Gavin Newsom signed AB 48 on Monday, October 7, 2019. This bill, authored by Assembly Member Patrick O'Donnell and Senator Steve Glazer, will provide \$15 billion to construct and modernize education facilities; that includes \$9 billion for the School Facilities Program. Staff will be monitoring the voting results for Proposition 13 at the March 3, 2020 statewide primary election.

Staff is working on an implementation plan should Proposition 13 be approved.

NEXT STATE ALLOCATION BOARD MEETING

The next meeting is scheduled for Wednesday, February 26, 2020 at 4:00 pm.

This Page Intentionally Left Blank

State of California
State Allocation Board**SCHOOL FACILITY PROGRAM**

This Resolution of the State Allocation Board (hereafter referred to as the “Board”) is applicable to the appropriate sections of the Education Code and is described and filed in the office of the Executive Officer and will be made available to all interested parties as the Resolution pertains to the documents attached hereto. Said documents were acted upon by the Board at its meeting on January 22, 2020.

WHEREAS, the Board has previously approved or determined to be approvable a number of projects for construction or modernization eligibility of facilities for school districts and is making apportionments and/or unfunded approvals for the grant amounts for projects that meet the Board’s criteria for the apportionment of grants pursuant to Education Code Sections 17072.10, 17078.52, 17078.70, 17079 or 17074.10 or Board Regulations 1859.81.1 or 1859.83;

WHEREAS, Treasury Regulations Section 1.150-2 require the State (on whose behalf the Board is acting) to declare its reasonable intent to provide grant funding to school districts, in accordance with Board policy and law, for costs of the projects with proceeds of State bonds;

NOW THEREFORE, BE IT RESOLVED:

1. This Resolution is adopted by the Board for the purposes of establishing compliance with Treasury Regulations Section 1.150-2 and this Resolution does not bind the Board to make any additional apportionment or bind the State to incur any indebtedness.
2. The Board anticipates that some or all of the school districts listed on the list of “Projects” referred to in this Resolution will pay certain capital expenditures in connection with some or all of the project’s cost prior to the issuance of bonds by the State to pay for the grants for the projects. The reimbursement of such costs is consistent with the State’s budgetary and financial circumstances, and in accordance with Board policy, as no other funds or accounts of the State have been budgeted or are available to pay the costs of the projects on either a short-term or a long-term basis.
3. The Board, acting on behalf of the State, hereby declares that it is the State’s official intent to use proceeds of general obligation bonds that may become available for such purpose, consistent with the requirements of law that are in effect at the time the funds are available, to provide grants, in accordance with applicable, laws and regulations.
4. This Resolution shall be continuously available for inspection by the general public during normal business hours at the offices of the Board at 707 Third Street, West Sacramento, California, commencing within one week after the date of enactment of this Resolution.
5. Any eligibility determination does not constitute a commitment of future funding by the Board.

SCHOOL FACILITY PROGRAM

PURPOSE OF REPORT

To present the Districts' requests for School Facility Program (SFP) eligibility approval.

DESCRIPTION

The school districts shown in the following sections have complied with State Allocation Board (Board) regulations regarding new construction or modernization eligibility determinations for the projects listed.

RECOMMENDATIONS

Approve the eligibility determinations for the districts/projects shown on the Attachment.

Provide that this approval of eligibility determination for the districts/projects listed does not constitute a commitment for future funding by the Board.

For purposes of any application for funding, provide that the district must comply with all requirements of law and regulations pertaining to the SFP.

ELIGIBILITY APPROVALS MODERNIZATION

<u>District</u>	<u>School Name</u>	<u>County</u>	<u>Application Number</u> <u>57/</u>	<u>Justification Document Date</u>	<u>Site Baseline Eligibility</u> <u>K-6</u>	<u>Site Baseline Eligibility</u> <u>7-8</u>	<u>Site Baseline Eligibility</u> <u>9-12</u>	<u>Site Baseline Eligibility</u> <u>Non Severe</u>	<u>Site Baseline Eligibility</u> <u>Severe</u>
Hollister Elementary	Cerra Vista	San Benito	67470-00-000	12/13/2019	600	0	0	0	0
Jurupa Unified	Ina Arbuckle Elementary	Riverside	67090-00-000	09/21/2015	450	0	0	0	0
Jurupa Unified	Peralta Elementary	Riverside	67090-00-000	10/16/2019	225	0	0	0	0
Lancaster Elementary	Joshua Elementary	Los Angeles	64667-00-000	12/05/2019	629	0	0	0	0

SCHOOL FACILITY PROGRAM

PURPOSE OF REPORT

To adjust the baseline eligibility for new construction and modernization projects under the Leroy F. Greene School Facilities Act of 1998.

DESCRIPTION

The districts listed on Attachment A have received eligibility approval for new construction. There has been a change in their baseline in accordance with the California Code of Regulations relating to the Leroy F. Greene School Facilities Act of 1998, Section 1859.51.

The districts listed on Attachment B have received eligibility approval for modernization. There has been a change in their baseline in accordance with the California Code of Regulations relating to the Leroy F. Greene School Facilities Act of 1998, Section 1859.61.

RECOMMENDATIONS

1. Approve an adjustment to the new construction eligibility baseline determination as shown on Attachment A.
2. Approve an adjustment to the modernization eligibility baseline determination as shown on Attachment B.
3. Provide that this approval of adjusted eligibility determination does not constitute a commitment for future funding by the State Allocation Board.

KEY TO ADJUSTMENTS

NEW CONSTRUCTION ONLY

- (a) Reduced by the number of pupils provided grants in a new construction School Facility Program (SFP) project and by the number of pupils that received a Preliminary Apportionment pursuant to Section 1859.140 or a Preliminary Charter School Apportionment pursuant to Regulation Section 1859.162.2.
- (b) Reduced by the number of pupils housed, based on the loading standards pursuant to Ed. Code Section 17071.25(a)(2)(A), in a new construction LPP project funded under the provisions of the LPP pursuant to Regulation Section 1859.12 or 1859.13.
- (c) Reduced by the number of pupils housed in additional classrooms constructed or purchased based on the loading standards, pursuant to Ed. Code Section 17071.25(a)(2)(A), in a modernization SFP project.
- (d) Adjusted as a result of audit findings made pursuant to Regulation Sections 1859.90 and 1859.105.
- (e) Increased/decreased by changes in projected enrollment in subsequent enrollment reporting years, except as provided in (j) below.
- (f) Adjusted as a result of errors or omissions by the district or by the Office of Public School Construction (OPSC).
- (g) Adjusted as result of amendments to the SFP Regulations that affect the eligibility.
- (h) Increased by the number of pupils eligible for grants pursuant to Regulation Section 1859.82(a).
- (i) Reduced by the number of pupils housed in classrooms provided after the baseline eligibility was determined by the State Allocation Board, with 12 exceptions at Regulation Section 1859.51(i).
- (j) For Small School Districts, following a 3-year period after the district's eligibility was approved by the Board, decreased by any reduction in projected enrollment, and by any increase in pupils in the latest CDE operational grant report per Ed. Code Sec. 42268.
- (k) Adjusted for any changes in classroom inventory as a result of a reorganization election.
- (l) For classroom loading standards adopted by the Board for non-severely and severely disabled individuals with exceptional needs.
- (m) As directed by the SAB due to finding a Material Inaccuracy pursuant to Section 1859.104.1.
- (n) Increased by the number of pupils that received a Preliminary Apportionment that was rescinded pursuant to Section 1859.148 or a Preliminary Charter School Apportionment that was rescinded pursuant to Section 1859.166.
- (o) Adjusted for operational grant changes as determined/provided by the California Department of Education.
- (p) For High School Attendance Area (HSAA) districts with Preliminary Apportionments within the 2002 or 2004 Critically Overcrowded School Facilities Account, adjusted in accordance with Regulation Section 1859.51(p)(1), (2), or (3).
- (q) Adjusted by the difference between the Alternative Enrollment Projection for the current enrollment reporting year and the projected enrollment determined pursuant to Section 1859.42 for the current enrollment reporting year, or by the eligibility remaining from this calculation that can no longer be utilized if the funds made available pursuant to EC Section 17071.75(a)(1)(A) have been exhausted.
- (r) Adjusted per Ed. Code Sec. 17071.75(b)(2) by the number of pupils housed, based on the loading standards per Ed. Code Sec. 17071.25(a)(2)(A), in any classroom(s) where title was relinquished to the School District receiving the transferred classrooms.

KEY TO ADJUSTMENTS

MODERNIZATION ONLY

- (a) Reduced by the number of pupils provided grants in a modernization SFP project or CSFP Rehabilitation project at the specific site.
- (b) Reduced by the number of pupils housed, based on the loading standard pursuant to EC Section 17071.25(a)(2), in a modernization LPP project funded under the LPP pursuant to Regulation Section 1859.14 and 1859.15.
- (c) Increased by changes in projected enrollment in subsequent enrollment reporting years.
- (d) (1) Increased for additional facilities not previously modernized with State funds, that become 25 years old, if permanent, or 20 years old, if portable or, (2) as a result of audit findings made pursuant to Regulation Sections 1859.90 and 1859.105.
- (e) Adjusted as a result of errors or omissions by the district or by the OPSC.
- (f) Adjusted as result of amendments to the Subgroup 5.5 Regulations that affect the eligibility.
- (g) For classroom loading standards adopted by the Board for non-severely and severely disabled individuals with exceptional needs.
- (h) As directed by the SAB due to finding a Material Inaccuracy pursuant to Regulation Section 1859.104.1.
- (i) Increased for facilities previously modernized with State funds, which qualify for an additional modernization apportionment pursuant to Regulation Section 1859.78.8.
- (j) Adjusted as a result of the Reconfiguration of an existing high school under the Small High School Program.
- (k) Decreased for facilities that were deemed eligible for modernization pursuant to Regulation Sections 1859.60 and 1859.61(d) and subsequently replaced, or will be replaced under a signed contract for construction or acquisition of facilities, in a project funded by the district without participation from the State.
- (l) Adjusted as a result of replaced eligible portables funded with the Overcrowding Relief Grant, per Ed. Code Section 17079 et seq.
- (m) Adjusted as a result of classrooms demolished and replaced pursuant to Regulation Section 1859.82.

State Allocation Board Meeting, January 22, 2020
ATTACHMENT A

District: Arvin Union Elementary
Attendance Area: Districtwide
County: Kern
Application Number: 50/63313-00-000

	Type of Adj.	K-6	7-8	9-12	Non-Severe	Severe
<i>Current Baseline Eligibility</i>		1,277	387	0	7	12
<i>Adjustment Per This Item</i>	e	-1,223	-226	0	-18	-12
Net Baseline Eligibility		54	161	0	-11	0

District: Buena Vista Elementary
Attendance Area: Districtwide
County: Tulare
Application Number: 50/71829-00-000

	Type of Adj.	K-6	7-8	9-12	Non-Severe	Severe
<i>Current Baseline Eligibility</i>		0	0	0	0	0
<i>Adjustment Per This Item</i>	e	-133	-24	0	0	0
Net Baseline Eligibility		-133	-24	0	0	0

District: Folsom-Cordova Unified
Attendance Area: Folsom
County: Sacramento
Application Number: 50/67330-21-000

	Type of Adj.	K-6	7-8	9-12	Non-Severe	Severe
<i>Current Baseline Eligibility</i>		1,291	-321	153	33	3
<i>Adjustment Per This Item</i>	e	2,671	1,015	2,792	64	428
Net Baseline Eligibility		3,962	694	2,945	97	431

District: Jurupa Unified
Attendance Area: Districtwide
County: Riverside
Application Number: 50/67090-00-000

	Type of Adj.	K-6	7-8	9-12	Non-Severe	Severe
<i>Current Baseline Eligibility</i>		150	127	-1,069	-93	0
<i>Adjustment Per This Item</i>	e	1,123	198	-47	82	11
Net Baseline Eligibility		1,273	325	-1,116	-11	11

State Allocation Board Meeting, January 22, 2020
ATTACHMENT A

District: Long Beach Unified
Attendance Area: Avalon
County: Los Angeles
Application Number: 50/64725-01-000

	Type of Adj.	K-6	7-8	9-12	Non-Severe	Severe
<i>Current Baseline Eligibility</i>		179	21	110	-9	-3
<i>Adjustment Per This Item</i>	e	-125	0	-15	3	0
Net Baseline Eligibility		54	21	95	-6	-3

District: Long Beach Unified
Attendance Area: Cabrillo
County: Los Angeles
Application Number: 50/64725-02-000

	Type of Adj.	K-6	7-8	9-12	Non-Severe	Severe
<i>Current Baseline Eligibility</i>		-820	-165	95	-150	-22
<i>Adjustment Per This Item</i>	e	-890	-248	-1,388	55	10
Net Baseline Eligibility		-1,710	-413	-1,293	-95	-12

District: Long Beach Unified
Attendance Area: Jordan
County: Los Angeles
Application Number: 50/64725-04-000

	Type of Adj.	K-6	7-8	9-12	Non-Severe	Severe
<i>Current Baseline Eligibility</i>		1,476	-261	-2,515	-120	-20
<i>Adjustment Per This Item</i>	e	-1,131	-213	-371	65	75
Net Baseline Eligibility		345	-474	-2,886	-55	55

District: Long Beach Unified
Attendance Area: Lakewood
County: Los Angeles
Application Number: 50/64725-03-000

	Type of Adj.	K-6	7-8	9-12	Non-Severe	Severe
<i>Current Baseline Eligibility</i>		-1,411	-398	-603	-96	22
<i>Adjustment Per This Item</i>	e	-360	-67	-94	86	26
Net Baseline Eligibility		-1,771	-465	-697	-10	48

State Allocation Board Meeting, January 22, 2020
ATTACHMENT A

District: Long Beach Unified
 Attendance Area: Wilson, Polytechnic Millikan Super
 County: Los Angeles
 Application Number: 50/64725-05-000

	<i>Type of Adj.</i>	<i>K-6</i>	<i>7-8</i>	<i>9-12</i>	<i>Non-Severe</i>	<i>Severe</i>
<i>Current Baseline Eligibility</i>		701	-2,160	2,952	-420	-34
<i>Adjustment Per This Item</i>	e	-4,232	-468	-844	234	198
<i>Net Baseline Eligibility</i>		-3,531	-2,628	2,108	-186	164

District: Pacific Elementary
 Attendance Area: Districtwide
 County: Santa Cruz
 Application Number: 50/69781-00-000

	<i>Type of Adj.</i>	<i>K-6</i>	<i>7-8</i>	<i>9-12</i>	<i>Non-Severe</i>	<i>Severe</i>
<i>Current Baseline Eligibility</i>		67	0	0	0	0
<i>Adjustment Per This Item</i>	e	9	0	0	0	0
<i>Net Baseline Eligibility</i>		76	0	0	0	0

District: Sequoia Union Elementary
 Attendance Area: Districtwide
 County: Tulare
 Application Number: 50/72116-00-000

	<i>Type of Adj.</i>	<i>K-6</i>	<i>7-8</i>	<i>9-12</i>	<i>Non-Severe</i>	<i>Severe</i>
<i>Current Baseline Eligibility</i>		81	6	0	0	0
<i>Adjustment Per This Item</i>	e	103	8	0	0	0
<i>Net Baseline Eligibility</i>		184	14	0	0	0

State Allocation Board Meeting, January 22, 2020
ATTACHMENT B

District: Alameda City Unified
School Name: Alameda High
County: Alameda
Application Number: 57/61119-00-000

	Type of Adj.	K-6	7-8	9-12	Non-Severe	Severe
<i>Current Baseline Eligibility</i>		0	0	0	0	0
<i>Adjustment Per This Item</i>	c	0	0	149	2	1
Net Baseline Eligibility		0	0	149	2	1

District: Arvin Union Elementary
School Name: Haven Drive Middle
County: Kern
Application Number: 57/63313-00-000

	Type of Adj.	K-6	7-8	9-12	Non-Severe	Severe
<i>Current Baseline Eligibility</i>		0	189	0	4	0
<i>Adjustment Per This Item</i>	d1	0	639	0	9	0
Net Baseline Eligibility		0	828	0	13	0

District: Atascadero Unified
School Name: San Gabriel Elementary
County: San Luis Obispo
Application Number: 57/68700-00-000

	Type of Adj.	K-6	7-8	9-12	Non-Severe	Severe
<i>Current Baseline Eligibility</i>		527	0	0	0	24
<i>Adjustment Per This Item</i>	d1	18	0	0	0	0
Net Baseline Eligibility		545	0	0	0	24

District: Banta Elementary
School Name: Banta Elementary
County: San Joaquin
Application Number: 57/68486-00-000

	Type of Adj.	K-6	7-8	9-12	Non-Severe	Severe
<i>Current Baseline Eligibility</i>		-23	38	0	0	0
<i>Adjustment Per This Item</i>	c	11	-2	0	0	0
<i>Adjustment Per This Item</i>	c	56	-1	0	0	0
<i>Adjustment Per This Item</i>	d1	18	5	0	0	0
Net Baseline Eligibility		62	40	0	0	0

State Allocation Board Meeting, January 22,2020

ATTACHMENT B

District: Central Elementary
 School Name: Bear Gulch
 County: San Bernardino
 Application Number: 57/67645-00-000

	Type of Adj.	K-6	7-8	9-12	Non-Severe	Severe
<i>Current Baseline Eligibility</i>		0	0	0	0	0
<i>Adjustment Per This Item</i>	d1	175	0	0	0	0
Net Baseline Eligibility		175	0	0	0	0

District: Corcoran Joint Unified
 School Name: John Muir Middle
 County: Kings
 Application Number: 57/63891-00-000

	Type of Adj.	K-6	7-8	9-12	Non-Severe	Severe
<i>Current Baseline Eligibility</i>		0	46	0	0	0
<i>Adjustment Per This Item</i>	d1	0	378	0	50	0
Net Baseline Eligibility		0	424	0	50	0

District: East Side Union High
 School Name: Hill (Andrew P.) High
 County: Santa Clara
 Application Number: 57/69427-00-000

	Type of Adj.	K-6	7-8	9-12	Non-Severe	Severe
<i>Current Baseline Eligibility</i>		0	0	0	0	0
<i>Adjustment Per This Item</i>	d1	0	0	60	2	0
Net Baseline Eligibility		0	0	60	2	0

District: East Side Union High
 School Name: Piedmont Hills High
 County: Santa Clara
 Application Number: 57/69427-00-000

	Type of Adj.	K-6	7-8	9-12	Non-Severe	Severe
<i>Current Baseline Eligibility</i>		0	0	151	2	15
<i>Adjustment Per This Item</i>	c	0	0	-165	70	47
Net Baseline Eligibility		0	0	-14	72	62

State Allocation Board Meeting, January 22,2020

ATTACHMENT B

District: Fullerton Joint Union
 School Name: Sunny Hills High
 County: Orange
 Application Number: 57/66514-00-000

	Type of Adj.	K-6	7-8	9-12	Non-Severe	Severe
<i>Current Baseline Eligibility</i>		0	0	225	0	0
<i>Adjustment Per This Item</i>	d1	0	0	47	0	0
Net Baseline Eligibility		0	0	272	0	0

District: Gilroy Unified
 School Name: El Roble Elementary
 County: Santa Clara
 Application Number: 57/69484-00-000

	Type of Adj.	K-6	7-8	9-12	Non-Severe	Severe
<i>Current Baseline Eligibility</i>		0	0	0	0	0
<i>Adjustment Per This Item</i>	c	-98	0	0	12	0
Net Baseline Eligibility		-98	0	0	12	0

District: Gilroy Unified
 School Name: South Valley Junior High
 County: Santa Clara
 Application Number: 57/69484-00-000

	Type of Adj.	K-6	7-8	9-12	Non-Severe	Severe
<i>Current Baseline Eligibility</i>		0	0	0	0	0
<i>Adjustment Per This Item</i>	c	0	-194	0	7	6
Net Baseline Eligibility		0	-194	0	7	6

District: Gridley Unified
 School Name: Wilson Elementary
 County: Butte
 Application Number: 57/75507-00-000

	Type of Adj.	K-6	7-8	9-12	Non-Severe	Severe
<i>Current Baseline Eligibility</i>		450	0	0	7	0
<i>Adjustment Per This Item</i>	c	0	0	0	4	0
<i>Adjustment Per This Item</i>	e	-25	0	0	0	0
Net Baseline Eligibility		425	0	0	11	0

State Allocation Board Meeting, January 22,2020

ATTACHMENT B

District: Jurupa Unified
 School Name: Ina Arbuckle Elementary
 County: Riverside
 Application Number: 57/67090-00-000

	Type of Adj.	K-6	7-8	9-12	Non-Severe	Severe
<i>Current Baseline Eligibility</i>		450	0	0	10	0
<i>Adjustment Per This Item</i>	d1	100	0	0	0	0
Net Baseline Eligibility		550	0	0	10	0

District: Lancaster Elementary
 School Name: Joshua Elementary
 County: Los Angeles
 Application Number: 57/64667-00-000

	Type of Adj.	K-6	7-8	9-12	Non-Severe	Severe
<i>Current Baseline Eligibility</i>		629	0	0	0	0
<i>Adjustment Per This Item</i>	d1	0	0	0	0	18
Net Baseline Eligibility		629	0	0	0	18

District: Merced City Elementary
 School Name: Donn B. Chenoweth Elementary
 County: Merced
 Application Number: 57/65771-00-000

	Type of Adj.	K-6	7-8	9-12	Non-Severe	Severe
<i>Current Baseline Eligibility</i>		179	0	0	12	0
<i>Adjustment Per This Item</i>	c	19	0	0	0	0
<i>Adjustment Per This Item</i>	c	86	0	0	3	0
<i>Adjustment Per This Item</i>	d1	21	0	0	1	0
Net Baseline Eligibility		305	0	0	16	0

District: Rincon Valley Union
 School Name: Binkley Elementary
 County: Sonoma
 Application Number: 57/70896-00-000

	Type of Adj.	K-6	7-8	9-12	Non-Severe	Severe
<i>Current Baseline Eligibility</i>		185	0	0	14	0
<i>Adjustment Per This Item</i>	c	42	0	0	0	0
<i>Adjustment Per This Item</i>	d1	13	0	0	0	0
Net Baseline Eligibility		240	0	0	14	0

State Allocation Board Meeting, January 22,2020

ATTACHMENT B

District: Sacramento City Unified
 School Name: Da Vinci (Leonardo) Elementary
 County: Sacramento
 Application Number: 57/67439-00-000

	Type of Adj.	K-6	7-8	9-12	Non-Severe	Severe
<i>Current Baseline Eligibility</i>		93	10	0	-4	2
<i>Adjustment Per This Item</i>	c	135	-10	0	-5	3
Net Baseline Eligibility		228	0	0	-9	5

District: Sacramento City Unified
 School Name: John H. Still
 County: Sacramento
 Application Number: 57/67439-00-000

	Type of Adj.	K-6	7-8	9-12	Non-Severe	Severe
<i>Current Baseline Eligibility</i>		65	23	0	-6	-6
<i>Adjustment Per This Item</i>	c	196	-75	0	0	3
Net Baseline Eligibility		261	-52	0	-6	-3

District: Sacramento City Unified
 School Name: William Land Elementary
 County: Sacramento
 Application Number: 57/67439-00-000

	Type of Adj.	K-6	7-8	9-12	Non-Severe	Severe
<i>Current Baseline Eligibility</i>		90	0	0	0	0
<i>Adjustment Per This Item</i>	c	52	0	0	0	0
<i>Adjustment Per This Item</i>	d1	10	0	0	0	0
Net Baseline Eligibility		152	0	0	0	0

District: San Dieguito Union High
 School Name: San Dieguito High Academy
 County: San Diego
 Application Number: 57/68346-00-000

	Type of Adj.	K-6	7-8	9-12	Non-Severe	Severe
<i>Current Baseline Eligibility</i>		0	0	487	0	0
<i>Adjustment Per This Item</i>	c	0	0	4	0	0
<i>Adjustment Per This Item</i>	c	0	0	14	0	0
<i>Adjustment Per This Item</i>	c	0	0	103	0	7
<i>Adjustment Per This Item</i>	c	0	0	180	0	0
<i>Adjustment Per This Item</i>	m	0	0	-54	0	0
Net Baseline Eligibility		0	0	734	0	7

State Allocation Board Meeting, January 22,2020

ATTACHMENT B

District: San Juan Unified

School Name: Bella Vista High

County: Sacramento

Application Number: 57/67447-00-000

	Type of Adj.	K-6	7-8	9-12	Non-Severe	Severe
<i>Current Baseline Eligibility</i>		0	0	211	0	0
<i>Adjustment Per This Item</i>	m	0	0	-142	-1	-2
Net Baseline Eligibility		0	0	69	-1	-2

District: San Ramon Valley Unified

School Name: Pine Valley Intermediate

County: Contra Costa

Application Number: 57/61804-00-000

	Type of Adj.	K-6	7-8	9-12	Non-Severe	Severe
<i>Current Baseline Eligibility</i>		0	108	0	3	0
<i>Adjustment Per This Item</i>	c	0	7	0	0	0
<i>Adjustment Per This Item</i>	c	0	21	0	2	0
<i>Adjustment Per This Item</i>	c	0	37	0	0	0
Net Baseline Eligibility		0	173	0	5	0

District: Sanger Unified

School Name: Lincoln Elementary

County: Fresno

Application Number: 57/62414-00-000

	Type of Adj.	K-6	7-8	9-12	Non-Severe	Severe
<i>Current Baseline Eligibility</i>		150	0	0	0	0
<i>Adjustment Per This Item</i>	d1	83	0	0	3	0
Net Baseline Eligibility		233	0	0	3	0

District: Santa Barbara Unified

School Name: Harding Elementary

County: Santa Barbara

Application Number: 57/76786-00-000

	Type of Adj.	K-6	7-8	9-12	Non-Severe	Severe
<i>Current Baseline Eligibility</i>		17	0	0	0	0
<i>Adjustment Per This Item</i>	d1	25	0	0	0	0
<i>Adjustment Per This Item</i>	d1	25	0	0	0	0
Net Baseline Eligibility		67	0	0	0	0

State Allocation Board Meeting, January 22,2020

ATTACHMENT B

District: Santa Barbara Unified
 School Name: Santa Barbara Senior High
 County: Santa Barbara
 Application Number: 57/76786-00-000

	Type of Adj.	K-6	7-8	9-12	Non-Severe	Severe
<i>Current Baseline Eligibility</i>		0	0	0	-51	0
<i>Adjustment Per This Item</i>	c	0	0	4	7	-2
Net Baseline Eligibility		0	0	4	-44	-2

District: Scotts Valley Unified
 School Name: Scotts Valley Middle
 County: Santa Cruz
 Application Number: 57/75432-00-000

	Type of Adj.	K-6	7-8	9-12	Non-Severe	Severe
<i>Current Baseline Eligibility</i>		0	505	0	5	2
<i>Adjustment Per This Item</i>	c	0	4	0	8	-2
<i>Adjustment Per This Item</i>	d1	0	87	0	2	0
Net Baseline Eligibility		0	596	0	15	0

District: Sierra Sands Unified
 School Name: Burroughs High
 County: Kern
 Application Number: 57/73742-00-000

	Type of Adj.	K-6	7-8	9-12	Non-Severe	Severe
<i>Current Baseline Eligibility</i>		0	0	766	0	0
<i>Adjustment Per This Item</i>	d1	0	0	200	0	12
Net Baseline Eligibility		0	0	966	0	12

District: Woodville Elementary
 School Name: Woodville Elementary
 County: Tulare
 Application Number: 57/72298-00-000

	Type of Adj.	K-6	7-8	9-12	Non-Severe	Severe
<i>Current Baseline Eligibility</i>		78	22	0	0	0
<i>Adjustment Per This Item</i>	d1	196	-24	0	0	0
Net Baseline Eligibility		274	-2	0	0	0

SCHOOL DISTRICT DATA

Application No: 50/68882-00-004
School District: Burlingame Elementary

County: San Mateo
School Name: Hoover

PROJECT DATA

Type of Project: Elementary School
Pupils Assigned **K-6:** 275
 7-8:
 9-12:
 Non-Severe:
 Severe:
Application Filing Basis: District Wide
Number of Classrooms: 11
Master Acres: 5.7
Existing Acres:
Proposed Acres: 2
Recommended Acres: 2.4
Facility Hardship (a): No
Financial Hardship Requested: No
Alternative Education School: No
Addition to Existing Site: No

ADJUSTED GRANT DATA

New Construction Grant	\$3,354,175.00
Fire Detection Alarm	4,125.00
Sprinkler System	56,375.00
Multi-Level Constr. – 11 Crs.	402,501.00
Site Acquisition	2,271,734.00
Service Site	277,657.00
Off-Site	83,876.00
Utilities	22,517.00
General Site	268,737.00
Total State Share (50%)	6,741,697.00
District Share (50%)	6,741,697.00
Total Project Cost	\$13,483,394.00

PROJECT FINANCING

<u>State Share</u>	
This Project	\$6,741,697.00
<u>District Share</u>	
Cash Contribution	6,741,697.00
Financial Hardship	
Total Project Cost	\$13,483,394.00

HISTORY OF PROJECT COST AND APPORTIONMENT

	Fund Code	Proposition	Previously Authorized	Authorized This Action	Unfunded Approval This Action
<u>State Share</u>					
New Construction/Additional Grant	951-500	51	\$6,721,844.00	\$19,853.00	\$19,853.00
<u>District Share</u>					
Cash Contribution			6,721,844.00	19,853.00	
Total			\$13,443,688.00	\$39,706.00	\$19,853.00

Funding Source(s): Proposition 51 Bonds/2016-Nov.

Pursuant to the Board's action on March 11, 2009, this application has been approved and placed on the Unfunded List (Lack of AB 55 Loans). This approval does not constitute a guarantee or commitment of future State funding.

The District shall ensure that it is in compliance with all applicable laws, regulations and certifications it made on the program forms.

Based on the Board's action on June 5, 2017, this project is subject to the Grant Agreement submittal pursuant to School Facility Program Regulation Section 1859.90.4.

The District is responsible for ensuring that the project is compliant with Prevailing Wage Monitoring and/or Labor Compliance Program requirements at the time construction contracts are executed and/or construction commenced.

Errors & Omissions: This item is being amended to correct the General Site grant.

SCHOOL DISTRICT DATA

Application No: 50/67702-00-015
School District: Etiwanda Elementary

County: San Bernardino
School Name: Falcon Ridge Elementary

PROJECT DATA

Type of Project: Elementary School
Pupils Assigned **K-6:** 950
 7-8:
 9-12:
 Non-Severe:
 Severe:
Application Filing Basis: District Wide
Number of Classrooms: 38
Master Acres: 15.4
Existing Acres:
Proposed Acres: 11.96
Recommended Acres: 15.4
Facility Hardship (a): No
Financial Hardship Requested: No
Alternative Education School: No
Addition to Existing Site: No
Core Facilities: Multi-Purpose/
 Kitchen, Library/Media
 Center, Toilet

ADJUSTED GRANT DATA

New Construction Grant	\$11,587,150.00
Fire Detection Alarm	14,250.00
Sprinkler System	194,750.00
Site Acquisition	3,206,695.00
Service Site	1,962,426.00
Off-Site	509,721.00
Utilities	156,848.00
General Site	945,211.00
Total State Share (50%)	18,577,051.00
District Share (50%)	18,577,051.00
Total Project Cost	\$37,154,102.00

PROJECT FINANCING

<u>State Share</u>	
This Project	\$18,577,051.00
<u>District Share</u>	
Cash Contribution	18,577,051.00
Financial Hardship	
Total Project Cost	\$37,154,102.00

HISTORY OF PROJECT COST AND APPORTIONMENT

	Fund Code	Proposition	Previously Authorized	Authorized This Action	Unfunded Approval This Action
<u>State Share</u>					
New Construction/Additional Grant	951-500	51	\$18,458,330.00	\$118,721.00	\$118,721.00
<u>District Share</u>					
Cash Contribution			18,458,330.00	118,721.00	
Total			\$36,916,660.00	\$237,442.00	\$118,721.00

Funding Source(s): Proposition 51 Bonds/2016-Nov.

Pursuant to the Board's action on March 11, 2009, this application has been approved and placed on the Unfunded List (Lack of AB 55 Loans). This approval does not constitute a guarantee or commitment of future State funding.

The District shall ensure that it is in compliance with all applicable laws, regulations and certifications it made on the program forms.

Based on the Board's action on June 5, 2017, this project is subject to the Grant Agreement submittal pursuant to School Facility Program Regulation Section 1859.90.4.

The District is responsible for ensuring that the project is compliant with Prevailing Wage Monitoring and/or Labor Compliance Program requirements at the time construction contracts are executed and/or construction commenced.

Errors & Omissions: This item is being amended to correct the General Site grant.

SCHOOL DISTRICT DATA

Application No: 50/65243-00-010
School District: Madera Unified

County: Madera
School Name: New K-6 Elementary

PROJECT DATA

Type of Project: Elementary School
Pupils Assigned **K-6:** 788
 7-8:
 9-12:
 Non-Severe:
 Severe:
Application Filing Basis: District Wide
Number of Classrooms: 34
Master Acres: 14.7
Existing Acres:
Proposed Acres: 14.01
Recommended Acres: 12.4
Facility Hardship (a): No
Financial Hardship Requested: No
Alternative Education School: No
Addition to Existing Site: No

ADJUSTED GRANT DATA

New Construction Grant	\$9,611,236.00
Fire Detection Alarm	11,820.00
Sprinkler System	161,540.00
Site Acquisition	214,566.00
Service Site	1,583,530.00
Off-Site	590,233.00
General Site	865,416.00
Utilities	89,173.00
Total State Share (50%)	13,127,514.00
District Share (50%)	13,127,514.00
Total Project Cost	\$26,255,028.00

PROJECT FINANCING

<u>State Share</u>	
This Project	\$13,127,514.00
<u>District Share</u>	
Cash Contribution	13,127,514.00
Financial Hardship	
Total Project Cost	\$26,255,028.00

HISTORY OF PROJECT COST AND APPORTIONMENT

	Fund Code	Proposition	Previously Authorized	Authorized This Action	Unfunded Approval This Action
<u>State Share</u>					
New Construction/Additional Grant	951-500	51	\$12,988,244.00	139,270.00	\$139,270.00
<u>District Share</u>					
Cash Contribution			12,988,244.00	139,270.00	
Total			\$25,976,488.00	\$278,540.00	\$139,270.00

Funding Source(s): Proposition 51 Bonds/2016-Nov.

Pursuant to the Board's action on March 11, 2009, this application has been approved and placed on the Unfunded List (Lack of AB 55 Loans). This approval does not constitute a guarantee or commitment of future State funding.

The District shall ensure that it is in compliance with all applicable laws, regulations and certifications it made on the program forms.

Based on the Board's action on June 5, 2017, this project is subject to the Grant Agreement submittal pursuant to School Facility Program Regulation Section 1859.90.4.

The District is responsible for ensuring that the project is compliant with Prevailing Wage Monitoring and/or Labor Compliance Program requirements at the time construction contracts are executed and/or construction commenced.

Errors & Omissions: This item is being amended to correct the General Site grant.

SCHOOL DISTRICT DATA

Application No: 50/65961-00-009
School District: Alisal Union

County: Monterey
School Name: Bardin Elementary

PROJECT DATA

Type of Project: Elementary School
Pupils Assigned
 K-6: 50
 7-8:
 9-12:
Non-Severe:
 Severe:
Application Filing Basis: District Wide
Number of Classrooms: 2
Master Acres: 14.7
Existing Acres: 9.5
Proposed Acres: 2
Recommended Acres: 11.2
Facility Hardship (a): No
Financial Hardship Requested: Yes
Alternative Education School: No
Addition to Existing Site: Yes

ADJUSTED GRANT DATA

New Construction Grant	\$609,850.00
Fire Detection Alarm	750.00
Site Acquisition	328,587.00
Service Site	85,876.00
Off-Site	14,029.00
Utilities	9,376.00
General Site	85,498.00
Small Size Project	73,182.00
Total State Share (50%)	1,207,148.00
District Share (50%)	1,207,148.00
Total Project Cost	\$2,414,296.00

PROJECT FINANCING

<u>State Share</u>	
This Project	\$1,207,148.00
<u>District Share</u>	
Cash Contribution	793,758.00
Financial Hardship	413,390.00
Total Project Cost	\$2,414,296.00

HISTORY OF PROJECT COST AND APPORTIONMENT

	Fund Code	Proposition	Previously Authorized	Authorized This Action	State Apportionment This Action
<u>State Share</u>					
New Construction/Additional Grant	055-500	55	\$325,000.00		
New Construction/Additional Grant	057-500	1D	88,390.00		
New Construction/Additional Grant	051-500	51	771,522.00	\$22,236.00	\$22,236.00
<u>District Share</u>					
Cash Contribution			771,522.00	22,236.00	
Financial Hardship	055-500	55	325,000.00		
Financial Hardship	057-500	1D	88,390.00		
Total			\$2,369,824.00	\$44,472.00	\$22,236.00

Funding Source(s): Proposition 55 Bonds/2004-Mar.; Proposition 1D Bonds/2006-Nov.; Proposition 51 Bonds/2016-Nov.

The District shall ensure that it is in compliance with all applicable laws, regulations and certifications it made on the program forms.

Financial Hardship – This project had a previous design apportionment. However, the District has sufficient funds to cover its share of the adjusted grant approvals for its projects requesting financial hardship.

Based on the Board's action on June 5, 2017, this project is subject to the Grant Agreement submittal pursuant to School Facility Program Regulation Section 1859.90.4.

The District is responsible for ensuring that the project is compliant with Prevailing Wage Monitoring and/or Labor Compliance Program requirements at the time construction contracts are executed and/or construction commenced.

Errors & Omissions: This item is being amended to correct the General Site grant.

SCHOOL DISTRICT DATA

Application Number: 50/71944-00-001
 County: Tulare
 Financial Hardship: Yes

School District: Hope Elementary
 School Name: Hope Elementary
 Date of Financial Hardship Status: November 4, 2008

The District qualifies for financial hardship pursuant to SFP Regulation Section 1859.81(c)(4).

PURPOSE OF REPORT

To recommend accounting revisions to close out a completed project.

DESCRIPTION

A review of expenditures reported by the District has been made and the revisions indicated are necessary to close out this completed project. This is a Financial Hardship project and has savings in the amount of \$89,904.00 and interest earned of \$1,730.12 due after three years. School Facility Program Regulation Section 1859.103 states that “the State’s portion of any savings declared by the district or determined by the OPSC by audit must be used to reduce the SFP financial hardship grant of that project ... any interest earned on a financial hardship project not expended on eligible project expenditures will be treated as savings and will be used to reduce the SFP financial hardship grant for that project.” The District has concurred with the findings and has agreed to return State funds in the amount of \$91,634.12.

Detail of Final Cost & Financing

Budget Item	Currently Approved	Required Change	Revised Approval
SFP New Construction	\$711,562.00	\$(44,952.00)	\$666,610.00
SFP Service Site	192,073.00	-	192,073.00
SFP Utilities	45,311.00	-	45,311.00
SFP Small School	23,401.00	-	23,401.00
SFP Financial Hardship	914,722.00	(44,952.00)	869,770.00
SFP Project Assistance	4,932.00	-	4,932.00
SFP Fire Detection/Alarm	716.00	-	716.00
SFP Labor Compliance Program	13,623.00	-	13,623.00
Total State Apportionment	\$1,906,340.00	\$(89,904.00)	\$1,816,436.00

Financing	Currently Approved	Required Change	Revised Approval
State (SFP)	\$991,618.00	\$(44,952.00)	\$946,666.00
District Contribution	76,896.00	-	76,896.00
Financial Hardship (SFP)	914,722.00	(44,952.00)	869,770.00
Total Project Costs	\$1,983,236.00	\$(89,904.00)	\$1,893,332.00

RECOMMENDATIONS

1. Approve a decrease of \$89,904.00 in the total project cost from \$1,983,236.00 to \$1,893,332.00.
2. Approve a decrease of \$44,952.00 in the State Apportionment [Bonds/2002-Nov.; 047-500] from \$991,618.00 to \$946,666.00.
3. Approve a decrease of \$44,952.00 in the Financial Hardship Contribution [Bonds/2002-Nov.; 047-500] from \$914,722.00 to \$869,770.00.
4. Require the District to return State funds in the amount of \$89,904.00.
5. Require the District to return interest in the amount of \$1,730.12.

SCHOOL DISTRICT DATA

Application Number: 50/64733-00-139
 County: Los Angeles
 Financial Hardship: No

School District: Los Angeles Unified
 School Name: Central Region Middle #7

PURPOSE OF REPORT

To recommend accounting revisions to close out a completed project.

DESCRIPTION

A review of expenditures reported by the District has been made and the revisions indicated are necessary to close out this completed project. The District incurred additional eligible expenditures per SFP Regulation Sections 1859.74 and 1859.106 and may receive additional hazardous waste and Department of Toxic Substances Control (DTSC) funding in the amount of \$1,772,480.24. The District was also over-funded for relocation assistance costs in the amount of \$54,970.74. The District has concurred with these findings and is eligible for additional apportionment(s) of the State share in the amount of \$858,754.75.

Detail of Final Cost & Financing

Budget Item	Currently Approved	Required Change	Revised Approval
SFP New Construction	\$12,619,800.00	-	\$12,619,800.00
SFP Multi Level Construction	1,514,376.00	-	1,514,376.00
SFP Site Acquisition	10,698,578.00	-	10,698,578.00
SFP Site Relocation	962,612.00	(27,485.37)	935,126.63
SFP Site Other	427,943.00	-	427,943.00
SFP Service Site	4,400,625.00	-	4,400,625.00
SFP General Site	939,344.00	-	939,344.00
SFP Offsite	374,476.00	-	374,476.00
SFP Utilities	128,090.00	-	128,090.00
SFP Urban Security	7,734,701.00	-	7,734,701.00
SFP Site DTSC Fee	58,557.00	40,342.12	98,899.12
SFP Site Hazardous Removal	4,742,080.00	845,898.00	5,587,978.00
SFP Fire Detection/Alarm	18,900.00	-	18,900.00
SFP Fire Sprinklers	238,950.00	-	238,950.00
SFP High Performance	278,898.00	-	278,898.00
SFP Labor Compliance Program	126,793.00	-	126,793.00
Total State Apportionment	\$45,264,723.00	\$858,754.75	\$46,123,477.75
Financing	Currently Approved	Required Change	Revised Approval
District Contribution	\$45,264,723.00	\$858,754.75	\$46,123,477.75
State (SFP)	45,264,723.00	858,754.75	46,123,477.75
Total Project Costs	\$90,529,446.00	\$1,717,509.50	\$92,246,955.50

RECOMMENDATIONS

1. Approve an increase of \$1,717,509.50 in the total project cost from \$90,529,446.00 to \$92,246,955.50.
2. Approve an increase of \$858,754.75 in the District Contribution from \$45,264,723.00 to \$46,123,477.75.
3. Approve an increase of \$858,754.75 in the State Apportionment [Bonds/2004-Mar.; 955-500] from \$45,264,723.00 to \$46,123,477.75.
4. Approve an unfunded approval in the amount of \$858,754.75.

SCHOOL DISTRICT DATA

Application Number: 50/75127-00-001
 County: Fresno
 Financial Hardship: Yes

School District: Mendota Unified
 School Name: New Middle
 Date of Financial Hardship Status: December 13, 2005

The District qualifies for financial hardship pursuant to SFP Regulation Section 1859.81(c)(1).

PURPOSE OF REPORT

To recommend accounting revisions to close out a completed project.

DESCRIPTION

A review of expenditures reported by the District has been made and the revisions indicated are necessary to close out this completed project. This is a Financial Hardship project and has savings in the amount of \$309,076.00 and interest earned of \$5,475.88 due after three years. School Facility Program Regulation Section 1859.103 states that “the State’s portion of any savings declared by the district or determined by the OPSC by audit must be used to reduce the SFP financial hardship grant of that project ... any interest earned on a financial hardship project not expended on eligible project expenditures will be treated as savings and will be used to reduce the SFP financial hardship grant for that project.” The District has concurred with the findings and has agreed to return State funds in the amount of \$314,551.88.

Detail of Final Cost & Financing

Budget Item	Currently Approved	Required Change	Revised Approval
SFP New Construction	\$5,311,581.00	\$(154,538.00)	\$5,157,043.00
SFP Service Site	1,698,316.00	-	1,698,316.00
SFP General Site	521,023.00	-	521,023.00
SFP Utilities	38,355.00	-	38,355.00
SFP Financial Hardship	7,718,131.00	(154,538.00)	7,563,593.00
SFP Project Assistance	4,847.00	-	4,847.00
SFP Fire Detection/Alarm	7,403.00	-	7,403.00
SFP Fire Sprinklers	99,885.00	-	99,885.00
SFP Labor Compliance Program	36,721.00	-	36,721.00
Total State Apportionment	\$15,436,262.00	\$(309,076.00)	\$15,127,186.00

Financing	Currently Approved	Required Change	Revised Approval
State (SFP)	\$7,718,131.00	\$(154,538.00)	\$7,563,593.00
Financial Hardship (SFP)	7,718,131.00	(154,538.00)	7,563,593.00
Total Project Costs	\$15,436,262.00	\$(309,076.00)	\$15,127,186.00

RECOMMENDATIONS

1. Approve a decrease of \$309,076.00 in the total project cost from \$15,436,262.00 to \$15,127,186.00.
2. Approve a decrease of \$154,538.00 in the State Apportionment [Bonds/2004-Mar.; 055-500] from \$7,718,131.00 to \$7,563,593.00.
3. Approve a decrease of \$154,358.00 in the Financial Hardship Contribution [Bonds/2004-Mar.; 055-500] from \$7,718,131.00 to \$7,563,593.00.
4. Require the District to return State funds in the amount of \$309,076.00.
5. Require the District to return interest in the amount of \$5,475.88.

SCHOOL DISTRICT DATA

Application Number: 50/72017-00-002
 County: Tulare
 Financial Hardship: Yes

School District: Oak Valley Union Elementary
 School Name: Oak Valley Elementary
 Date of Financial Hardship Status: January 18, 2012

The District qualifies for financial hardship pursuant to SFP Regulation Section 1859.81(c)(4).

PURPOSE OF REPORT

To recommend accounting revisions to close out a completed project.

DESCRIPTION

A review of expenditures reported by the District has been made and the revisions indicated are necessary to close out this completed project. This is a Financial Hardship project and has savings in the amount of \$5,912.00 and interest earned of \$1,173.95 due after three years. School Facility Program Regulation Section 1859.103 states that “the State’s portion of any savings declared by the district or determined by the OPSC by audit must be used to reduce the SFP financial hardship grant of that project ... any interest earned on a financial hardship project not expended on eligible project expenditures will be treated as savings and will be used to reduce the SFP financial hardship grant for that project.” The District has concurred with the findings and has agreed to return State funds in the amount of \$7,085.95.

Detail of Final Cost & Financing

Budget Item	Currently Approved	Required Change	Revised Approval
SFP New Construction	\$2,689,356.00	\$(2,956.00)	\$2,686,400.00
SFP Site Acquisition	126,265.00	-	126,256.00
SFP Service Site	2,586.00	-	2,586.00
SFP General Site	287,424.00	-	287,424.00
SFP Utilities	3,429.00	-	3,429.00
SFP Financial Hardship	3,172,972.00	(2,956.00)	3,170,016.00
SFP Fire Detection/Alarm	2,915.00	-	2,915.00
SFP High Performance	89,226.00	-	89,226.00
SFP Labor Compliance Program	21,432.00	-	21,432.00
Total State Apportionment	\$6,395,605.00	\$(5,912.00)	\$6,389,693.00

Financing	Currently Approved	Required Change	Revised Approval
State (SFP)	\$3,222,633.00	\$(2,956.00)	\$3,219,677.00
District Contribution	49,661.00	-	49,661.00
Financial Hardship (SFP)	3,172,972.00	(2,956.00)	3,170,016.00
Total Project Costs	\$6,445,266.00	\$(5,912.00)	\$6,439,354.00

RECOMMENDATIONS

1. Approve a decrease of \$5,912.00 in the total project cost from \$6,445,266.00 to \$6,439,354.00
2. Approve a decrease of \$2,956.00 in the State Apportionment [Bonds/2002-Nov.; 047-500] from \$3,222,633.00 to \$3,219,677.00
3. Approve a decrease of \$2,956.00 in the Financial Hardship Contribution [Bonds/2002-Nov.; 047-500] from \$3,172,972.00 to \$3,170,016.00.
4. Require the District to return State funds in the amount of \$5,912.00
5. Require the District to return interest in the amount of \$1,173.95.

SCHOOL DISTRICT DATA

Application Number: 50/10439-00-010
 County: Santa Clara
 Financial Hardship: Yes

School District: Santa Clara County Office of Education
 School Name: Daniel Lairon Elementary
 Date of Financial Hardship Status: May 12, 2012

The District qualifies for financial hardship pursuant to SFP Regulation Section 1859.81(c)(3).

PURPOSE OF REPORT

To recommend accounting revisions to close out a completed project.

DESCRIPTION

A review of expenditures reported by the District has been made and the revisions indicated are necessary to close out this completed project. This is a Financial Hardship project and has savings in the amount of \$367,127.00 and interest earned of \$6,929.10 due after three years. School Facility Program Regulation Section 1859.103 states that “the State’s portion of any savings declared by the district or determined by the OPSC by audit must be used to reduce the SFP financial hardship grant of that project ... any interest earned on a financial hardship project not expended on eligible project expenditures will be treated as savings and will be used to reduce the SFP financial hardship grant for that project.” The District has concurred with the findings and has agreed to return State funds in the amount of \$374,056.10.

Detail of Final Cost & Financing

Budget Item	Currently Approved	Required Change	Revised Approval
SFP New Construction	\$1,843,272.00	\$(183,563.50)	\$1,659,708.50
SFP SDC Therapy	507,888.00	-	507,888.00
SFP Service Site	314,161.00	-	314,161.00
SFP General Site	211,242.00	-	211,242.00
SFP Offsite	17,463.00	-	17,463.00
SFP Utilities	52,056.00	-	52,056.00
SFP Small School	221,193.00	-	221,193.00
SFP New School	228,039.00	-	228,039.00
SFP Financial Hardship	3,547,548.00	(183,563.50)	3,363,984.50
SFP SDC Therapy Toilet	210,672.00	-	210,672.00
SFP Project Assistance	5,498.00	-	5,498.00
SFP Fire Detection/Alarm	7,709.00	-	7,709.00
SFP Fire Sprinklers	47,823.00	-	47,823.00
SFP Labor Compliance Program	23,268.00	-	23,268.00
Total State Apportionment	\$7,237,832.00	\$(367,127.00)	\$6,870,705.00

Financing	Currently Approved	Required Change	Revised Approval
State (SFP)	\$3,690,284.00	\$(183,563.50)	\$3,506,720.50
District Contribution	142,736.00	-	142,736.00
Financial Hardship (SFP)	3,547,548.00	(183,563.50)	3,363,984.50
Total Project Costs	\$7,380,568.00	\$(367,127.00)	\$7,013,441.00

RECOMMENDATIONS

1. Approve a decrease of \$367,127.00 in the total project cost from \$7,380,568.00 to \$7,013,441.00.
2. Approve a decrease of \$183,563.50 in the State Apportionment [Bonds/2004-Mar.; 055-500] from \$3,690,284.00 to \$3,506,720.50.
3. Approve a decrease of \$183,563.50 in the Financial Hardship Contribution [Bonds/2004-Mar.; 055-500] from \$3,547,548.00 to \$3,363,984.50.
4. Require the District to return State funds in the amount of \$367,127.00.
5. Require the District to return interest in the amount of \$6,929.10.

SCHOOL DISTRICT DATA

Application Number: 51/67181-00-001
 County: Riverside
 Financial Hardship: Yes

School District: Palo Verde Unified
 School Name: Appleby (Felix J.) Elementary
 Date of Financial Hardship Status: November 15, 2007

The District qualifies for financial hardship pursuant to SFP Regulation Section 1859.81(c)(1).

PURPOSE OF REPORT

To recommend accounting revisions to close out a completed project.

DESCRIPTION

A review of expenditures reported by the District has been made and the revisions indicated are necessary to close out this completed project. This is a Financial Hardship project and has savings in the amount of \$790,487.00 and interest earned of \$14,786.83 due after three years. School Facility Program Regulation Section 1859.103 states that “the State’s portion of any savings declared by the district or determined by the OPSC by audit must be used to reduce the SFP financial hardship grant of that project ... any interest earned on a financial hardship project not expended on eligible project expenditures will be treated as savings and will be used to reduce the SFP financial hardship grant for that project.” The District has concurred with the findings and has agreed to return State funds in the amount of \$805,273.83.

Detail of Final Cost & Financing

Budget Item	Currently Approved	Required Change	Revised Approval
SFP New Construction	\$4,861,450.00	\$(395,243.50)	\$4,466,206.50
SFP Site Acquisition	46,350.00	-	46,350.00
SFP Site Other	25,000.00	-	25,000.00
SFP Service Site	474,862.00	-	474,862.00
SFP General Site	505,185.00	-	505,185.00
SFP Offsite	777,839.00	-	777,839.00
SFP Utilities	160,098.00	-	160,098.00
SFP Geographic Index	1,076,845.00	-	1,076,845.00
SFP Financial Hardship	7,295,486.00	(395,243.50)	6,900,242.50
SFP Site DTSC Fee	5,653.00	-	5,653.00
SFP Fire Detection/Alarm	5,500.00	-	5,500.00
SFP Fire Sprinklers	81,950.00	-	81,950.00
SFP Labor Compliance Program	42,152.00	-	42,152.00
Total State Apportionment	\$15,358,370.00	\$(790,487.00)	\$14,567,883.00
Financing	Currently Approved	Required Change	Revised Approval
State (SFP)	\$8,062,884.00	\$(395,243.50)	\$7,667,640.50
District Contribution	767,398.00	-	767,398.00
Financial Hardship (SFP)	7,295,486.00	(395,243.50)	6,900,242.50
Total Project Costs	\$16,125,768.00	\$(790,487.00)	\$15,335,281.00

RECOMMENDATIONS

1. Approve a decrease of \$790,487.00 in the total project cost from \$16,125,768.00 to \$15,335,281.00.
2. Approve a decrease of \$395,243.50 in the State Apportionment [Bonds/2004-Mar.; 055-500] from \$8,062,884.00 to \$7,667,640.50.
3. Approve a decrease of \$395,243.50 in the Financial Hardship Contribution [Bonds/2004-Mar.; 055-500] from \$7,295,486.00 to \$6,900,242.50.
4. Require the District to return State funds in the amount of \$790,487.00.
5. Require the District to return interest in the amount of \$14,786.83.

SCHOOL DISTRICT DATA

Application Number: 56/64733-00-018
 County: Los Angeles
 Financial Hardship: No

School District: Los Angeles Unified
 School Name: Jordan High

PURPOSE OF REPORT

To recommend accounting revisions to close out a completed project.

DESCRIPTION

A review of expenditures reported by the District has been made and the revisions indicated are necessary to close out this completed project. The District incurred additional eligible expenditures per SFP Regulation Sections 1859.74 and 1859.106 and may receive additional hazardous waste funding in the amount of \$166,297.17. The District has concurred with these findings and is eligible for an additional apportionment of the State share in the amount of \$83,148.58.

Detail of Final Cost & Financing

Budget Item	Currently Approved	Required Change	Revised Approval
SFP New Construction	\$1,081,107.00	-	\$1,081,107.00
SFP Service Site	1,019,728.00	-	1,019,728.00
SFP Offsite	30,304.00	-	30,304.00
SFP Utilities	476,605.00	-	476,605.00
SFP Small School	129,733.00	-	129,733.00
SFP Site Hazardous Removal	531,680.00	83,148.58	614,828.58
SFP Fire Detection/Alarm	2,106.00	-	2,106.00
SFP High Performance	351,084.00	-	351,084.00
Total State Apportionment	\$3,622,347.00	\$83,148.58	\$3,705,495.58

Financing	Currently Approved	Required Change	Revised Approval
District Contribution	\$3,622,347.00	\$83,148.59	\$3,705,495.59
State (SFP)	3,622,347.00	83,148.58	3,705,495.58
Total Project Costs	\$7,244,694.00	\$166,297.17	\$7,410,991.17

RECOMMENDATIONS

1. Approve an increase of \$166,297.17 in the total project cost from \$7,244,694.00 to \$7,410,991.17.
2. Approve an increase of \$83,148.59 in the District Contribution from \$3,622,347.00 to \$3,705,495.59.
3. Approve an increase of \$83,148.58 in the State Apportionment [Bonds/2006-Nov; 957-531] from \$3,622,347.00 to \$3,705,495.58.
4. Approve an unfunded approval in the amount of \$83,148.58.

SCHOOL DISTRICT DATA

Application Number: 57/72017-00-001
 County: Tulare
 Financial Hardship: Yes

School District: Oak Valley Union Elementary
 School Name: Oak Valley Elementary
 Date of Financial Hardship Status: January 14, 2010

The District qualifies for financial hardship pursuant to SFP Regulation Section 1859.81(c)(4).

PURPOSE OF REPORT

To recommend accounting revisions to close out a completed project.

DESCRIPTION

A review of expenditures reported by the District has been made and the revisions indicated are necessary to close out this completed project. This is a Financial Hardship project and has savings in the amount of \$151.00 and interest earned of \$31.86 due after three years. School Facility Program Regulation Section 1859.103 states that “the State’s portion of any savings declared by the district or determined by the OPSC by audit must be used to reduce the SFP financial hardship grant of that project ... any interest earned on a financial hardship project not expended on eligible project expenditures will be treated as savings and will be used to reduce the SFP financial hardship grant for that project.” The District has concurred with the findings and has agreed to return State funds in the amount of \$182.86.

Detail of Final Cost & Financing

Budget Item	Currently Approved	Required Change	Revised Approval
SFP Modernization	\$244,969.00	\$(91.00)	\$244,878.00
SFP Small School	21,608.00	-	21,608.00
SFP Fire Code Compliance	16,205.00	-	16,205.00
SFP Financial Hardship	362,758.00	(60.00)	362,698.00
SFP Project Assistance	3,216.00	-	3,216.00
SFP Fire Detection/Alarm	14,152.00	-	14,152.00
SFP 50 Year Old Modernization	266,724.00	-	266,724.00
Total State Apportionment	\$929,632.00	\$(151.00)	\$929,481.00

Financing	Currently Approved	Required Change	Revised Approval
State (SFP)	\$566,874.00	\$(91.00)	\$566,783.00
District Contribution	-	-	-
Financial Hardship (SFP)	362,758.00	(60.00)	362,698.00
Total Project Costs	\$929,632.00	\$(151.00)	\$929,481.00

RECOMMENDATIONS

1. Approve a decrease of \$151.00 in the total project cost from \$929,632.00 to \$929,481.00.
2. Approve a decrease of \$91.00 in the State Apportionment [Bonds/2006-Nov.; 057-570] from \$566,874.00 to \$566,783.00.
3. Approve a decrease of \$60.00 in the Financial Hardship Contribution [Bonds/2006-Nov.; 057-570] from \$362,758.00 to \$362,698.00.
4. Require the District to return State funds in the amount of \$151.00.
5. Require the District to return interest in the amount of \$31.86.

SCHOOL DISTRICT DATA

Application Number: 57/10504-00-001
 County: Stanislaus
 Financial Hardship: Yes

School District: Stanislaus County Office of Education
 School Name: Stanislaus County Special Education
 Date of Financial Hardship Status: October 5, 2010

The District qualifies for financial hardship pursuant to SFP Regulation Section 1859.81(c)(3).

PURPOSE OF REPORT

To recommend accounting revisions to close out a completed project.

DESCRIPTION

A review of expenditures reported by the District has been made and the revisions indicated are necessary to close out this completed project. This is a Financial Hardship project and has savings in the amount of \$36,038.00 and interest earned of \$1,503.15 due after three years. School Facility Program Regulation Section 1859.103 states that “the State’s portion of any savings declared by the district or determined by the OPSC by audit must be used to reduce the SFP financial hardship grant of that project ... any interest earned on a financial hardship project not expended on eligible project expenditures will be treated as savings and will be used to reduce the SFP financial hardship grant for that project.” The District has concurred with the findings and has agreed to return State funds in the amount of \$37,541.15.

Detail of Final Cost & Financing

Budget Item	Currently Approved	Required Change	Revised Approval
SFP Modernization	\$2,321,400.00	\$(21,623.00)	\$2,299,777.00
SFP Fire Code Compliance	402,818.00	-	402,818.00
SFP Financial Hardship	1,861,381.00	(14,415.00)	1,846,966.00
SFP Project Assistance	2,810.00	-	2,810.00
SFP Fire Detection/Alarm	65,043.00	-	65,043.00
Total State Apportionment	\$4,653,452.00	\$(36,038.00)	\$4,617,414.00

Financing	Currently Approved	Required Change	Revised Approval
State (SFP)	\$2,792,071.00	\$(21,623.00)	\$2,770,448.00
Financial Hardship (SFP)	1,861,381.00	(14,415.00)	1,846,966.00
Total Project Costs	\$4,653,452.00	\$(36,038.00)	\$4,617,414.00

RECOMMENDATIONS

1. Approve a decrease of \$36,038.00 in the total project cost from \$4,653,452.00 to \$4,617,414.00.
2. Approve a decrease of \$21,623.00 in the State Apportionment [Bonds/2006-Nov.; 057-570] from \$2,792,071.00 to \$2,770,448.00.
3. Approve a decrease of \$14,415.00 in the Financial Hardship Contribution [Bonds/2006-Nov.; 057-570] from \$1,861,381.00 to \$1,846,966.00.
4. Require the District to return State funds in the amount of \$36,038.00.
5. Require the District to return interest in the amount of \$1,503.15.

REPORT OF THE EXECUTIVE OFFICER
State Allocation Board Meeting, January 22, 2020

SCHOOL DISTRICT DATA

School District: Downey Unified
County: Los Angeles

Application Number: 55/64451-00-002
School Name: Warren High School

PURPOSE OF REPORT

To present a School Facility Program Career Technical Education Facilities Project for rescission.

DESCRIPTION

From May to December 2018, the State Allocation Board (Board) approved Career Technical Education Facilities Program projects for the fourth funding cycle totaling \$125 million. The Board approved the project for placement on the Unfunded List (Lack of AB 55 Loans) on May 23, 2018 and subsequently for Apportionment on April 24, 2019.

On December 3, 2019, the District submitted a request to the Office of Public School Construction to rescind the project. Therefore, it is presented for rescission as shown below.

Application No.	State Apportionment Date	Apportionment Amount
55/64451-00-002	04/24/2019	\$1,948,793.00

AUTHORITY

SFP Regulation Section 1859.198 states, in part, "Any Career Technical Education Facilities Project funds returned due to projects being rescinded or reduced to cost incurred shall be made available for Apportionment in subsequent funding cycles."

RECOMMENDATIONS

1. Rescind the District's application listed above.
2. Approve a decrease of \$1,948,793.00 in the State Apportionment [Bonds/2016-Nov.; 051-600] from \$1,948,793.00 to \$0.

CHARTER SCHOOL FACILITIES PROGRAM EXTENSION TO CONVERSION DEADLINE

PURPOSE OF REPORT

To present KIPP Bay Area Schools' (Applicant) request for a one-year extension to the conversion deadline for its Charter School Facilities Program (CSFP) rehabilitation project.

DESCRIPTION

Applicants participating in the CSFP must convert a Preliminary Charter School Apportionment (PSCA) to an adjusted grant apportionment within a four-year period pursuant to School Facility Program (SFP) Regulation Section 1859.166. This item requests a one-year extension to the conversion deadline for the KIPP Prize Preparatory Academy (Charter School) rehabilitation project (application number 54/69369-00-003) pursuant to SFP Regulation Section 1859.166.1.

AUTHORITY

See Attachment A.

BACKGROUND

The CSFP provides PCSAs (reservations of bond authority) for new construction and rehabilitation projects. The PCSA for a CSFP project must be converted within a four-year period to an adjusted grant apportionment meeting all the SFP Regulation requirements, unless a single one-year extension is granted by the State Allocation Board (Board).

Applicants may request the Board to approve a single one-year extension. The request will be approved when the Applicant meets the criteria in (a) or (b):

- a) The charter school has provided evidence of both of the following:
 - The California Department of Education (CDE) has made a contingent or final approval of the proposed site; and,
 - The Division of the State Architect (DSA) has confirmed that the final plans for the project have been submitted to the DSA for review and approval.
- b) Other evidence satisfactory to the Board justifying the extension.

STAFF ANALYSIS/COMMENTS

The Charter School's project is located on a site owned by the Alum Rock Union Elementary School District (District). Negotiations with the District have delayed the Charter School from entering into a mid or long term lease, which would allow them to make multi-year financial commitments. The Charter School expects to be in a position to be able to submit for final plan approval from the California Department of Education and Division of the State Architect by September 2020. The Charter School anticipates receiving all required approvals by early

December 2020. The current conversion deadline for the project is December 9, 2019. If approved the new deadline will be December 9, 2020.

Staff has reviewed the Applicant's request (Attachment B) and determined that it provides satisfactory evidence to justify the extension. Staff supports the Applicant's request for a one-year extension to the conversion deadline.

RECOMMENDATION

Approve the Applicant's request for a one-year extension to the conversion deadline. Require that the PCSA for application number 54/69369-00-003 be converted to a final apportionment by December 9, 2020, or the PCSA will be rescinded and the bond authority returned to the CSFP.

ATTACHMENT A

AUTHORITY

School Facility Program (SFP) Section 1859.166. Time Limit on Preliminary Charter School Apportionment.

- (a) A complete request to convert a Preliminary Charter School Apportionment to a Final Charter School Apportionment pursuant to Section 1859.165 shall be made within four years of the date of the Preliminary Charter School Apportionment unless the Charter School received approval of an extension pursuant to Section 1859.166.1.
- (b) If (a) is not met, and the Charter School has not received an advance release of funds as provided in Section 1859.164.2, the following will occur:
 - (1) the Preliminary Charter School Apportionment shall be rescinded and any remaining Preliminary Charter School Apportionment, not released to the Charter School, shall be transferred to the Unrestricted Charter School Fund within the appropriate Charter School Facility Account, and;
 - (2) the SFP New Construction Eligibility will be increased by the number of unhoused pupils pursuant to Section 1859.162.2 for the school district that physically contains the Charter School within its geographical boundaries.
- (c) If (a) is not met, and the Charter School has received an advance release of funds as provided in Section 1859.164.2, the following will occur:
 - (1) The Preliminary Charter School Apportionment shall be rescinded and any remaining Preliminary Charter School Apportionment, not released to the Charter School, shall be transferred to the Unrestricted Charter School Fund within the appropriate Charter School Facility Account, and;
 - (2) Funds released pursuant to Section 1859.164.2(a) shall be reduced to cost incurred and closed-out pursuant to Section 1859.106 with a corresponding SFP new construction baseline eligibility adjustment for the pupils assigned to the Preliminary Charter School Application. The adjustment to the baseline eligibility shall be based on the ratio of the number of unhoused pupils pursuant to Section 1859.162.2 and the project capacity which generated the project funding to the eligible expenditures. Any funds released are subject to the fifty percent local matching share requirement as required by EC 17078.54(d). Funds returned pursuant to Section 1859.106 shall be transferred to the Unrestricted Charter School Fund within the appropriate Charter School Facility Account, and;
 - (3) Funds released pursuant to Section 1859.164.2(b) shall be subject to the provisions of Section 1859.171.

SFP Section 1859.166.1. Preliminary Charter School Apportionment Time Limit Extension.

A Charter School that has received a Preliminary Charter School Apportionment may request a single one-year extension of the time limit prescribed in Section 1859.166(a). The Board shall approve the request provided the criteria in (a) or (b) are met:

- (a) The Charter School has provided evidence of both of the following:
 - (1) The CDE has made a contingent or final approval of the proposed site; and,
 - (2) The DSA has confirmed that the final plans for the project have been submitted to the DSA for review and approval.
- (b) Other evidence satisfactory to the Board justifying the extension.



RECEIVED
OFFICE OF PUBLIC
SCHOOL CONSTRUCTION

2019 DEC 16 PM 1:11

MAIL ROOM

Ms. Erin Cunneen
Project Manager
Department of General Services
Office of Public School Construction
707 Third Street, 6th Floor
West Sacramento, CA 95605

RE: Request for Extension - Application Number 54/69369-00-003

Dear Ms. Cunneen:

The Applicant requests to receive an extension for KIPP Prize Preparatory Academy located at 1250 S. King Road San Jose, CA 95122 (**Application Number 54/69369-00-003**).

1. Update on where you are with the project now

Planning elements of the campus to rehabilitate with school leadership while negotiating a mid-term lease with the District.

2. Explanation as to why the charter school is not able to make the current deadline - Difficult negotiations with the District have prevented us from signing a mid or long term lease so we are unable to make multi-year financial commitments.

3. Estimated date when you anticipate submitting to the Division of the State Architect (DSA) for final plan approval - 6/15/2020

4. Estimated date when you anticipate receiving final plan approval from DSA - 09/15/2020

5. Estimated date when you anticipate submitting to the California Department of Education (CDE) for final plan approval - 6/15/2020

6. Estimated date when you anticipate receiving final plan approval from CDE - 7/15/2020

7. Estimated date when you anticipate submitting your complete and valid conversion application to OPSC - 12/1/2020

Please let me know if you have any questions, thank you.

A handwritten signature in blue ink, appearing to read "Milan Ninkovic".

Milan Ninkovic
Director of Facilities & Planning
KIPP Bay Area Public Schools

SCHOOL FACILITY PROGRAM

SUBSTANTIAL PROGRESS REDUCTION TO COSTS INCURRED

PURPOSE OF REPORT

To present School Facility Program (SFP) project apportionments to be reduced to eligible costs incurred.

DESCRIPTION

The SFP projects listed on the Attachment is a financial hardship County Office of Education (COE) and financial hardship District that received a separate design fund release. The COE and District have either requested to have their project reduced to costs incurred or have not met the substantial progress requirement or have indicated that they will be unable to move forward with the SFP projects listed on the Attachment. The COE and District have requested that their apportionments be reduced to costs incurred to recognize eligible costs for the separate design phase.

AUTHORITY

Pursuant to Education Code Section 17076.10(b), sufficient evidence of substantial progress for the design, site and adjusted grant apportionments shall be due 18 months from the date any funds were released to the district. The SFP Regulation Section 1859.105 requires that when an apportionment is reduced to project costs incurred or rescinded, all State funds not used to finance eligible expenditures are to be returned to the State Allocation Board (SAB). The SFP Regulations also stipulate that interest earned on State funds, which is not used to finance eligible expenditures, is due to the SAB.

RECOMMENDATIONS

1. Find that the COE and District are unable to meet the substantial progress requirements or indicated that they will be unable to move forward with the projects listed on the Attachment.
2. Reduce the funded apportionments to costs incurred for the projects listed on the Attachment.
3. Direct Staff to adjust the COE and District baseline eligibility, according to the increases (identified in the "Pupils Returned to the District's Baseline" column) on the Attachment, once all funds due to the State have been received.

**ATTACHMENT
SCHOOL FACILITY PROGRAM
SUBSTANTIAL PROGRESS REDUCTION TO COSTS INCURRED
State Allocation Board Meeting, January 22, 2020**

Pupil Grant Adjustments

Grant Adjustments

Type of Grant	District County Application Number	Type of Original Pupils Assigned to Apportionment	Number of Original Pupils Assigned to Apportionment	Number of Pupils Returned to the District's Baseline	State/FH Contribution	District Contribution	Interest	Amount of Eligible Expenditures	Reduction in Apportionment
Design Grant	Alisal Union School District Monterey 57/65961-00-005	K-6	600	546	\$ 504,900.00	\$ 0.00	\$ 1,875.00	\$ 300,289.52	\$ 206,485.48
Design Grant	San Luis Obispo County of Education San Luis Obispo 50/10405-00-014	Severe	18	15	\$ 131,263.00	\$ 0.00	\$ 1,078.45	\$ 124,234.53	\$ 8,106.92
Design Grant	Farmersville Unified School District Tulare 50/75325-00-004	7-8	127	109	\$ 434,137.00	\$ 0.00	\$ 33,415.33	\$ 244,668.05	\$ 222,884.28
Adjusted Grant	Santa Monica-Malibu Unified* Los Angeles 55/64980-00-001	n/a	n/a	n/a	\$ 2,445,054.00	\$ 2,445,054.00	\$ 0.00	\$ 7,280,018.19	\$ 0.00

**Total of Reduction
in Apportionment: \$ 437,476.68**

*Pupil grant are not assigned to Career Technical Education project. The original apportionment was \$4,890,054.00. This is a Non-Financial Hardship project with overspent. Therefore, the balance due to the State is \$0.

Facility Hardship / Rehabilitation Program

FACILITY HARDSHIP / REHABILITATION PROGRAM

SCHOOL DISTRICT DATA

School District: Mountain Valley Unified
Application Number: 51/75028-00-002
Total District Enrollment: 253
County: Trinity

School Name: Hayfork High
Project Grade Level: 9-12
Financial Hardship: Yes

The District qualifies for financial hardship pursuant to SFP Regulation Section 1859.81(c)(4). The District has demonstrated it is financially unable to provide all or a part of the matching funds and is levying the developer fees or equal alternative revenue source justified by law. The District received financial hardship approval based upon "other evidence of reasonable effort as approved by the State Allocation Board" pursuant to SFP Regulation Section 1859.81(c)(5).

TYPE OF REQUEST

State Allocation Board (Board) approval for an immediate Apportionment for School Facility Program (SFP) Facility Hardship replacement funding for rehabilitation work.

Total Project Cost: \$23,543,376.00
Cost to the State: \$23,543,376.00

DESCRIPTION

DESCRIPTION OF HEALTH AND SAFETY THREAT

Hayfork High School in Hayfork, California, was originally constructed in 1961. A report by a licensed industrial hygienist, on February 10, 2017 and revised on August 30, 2017, revealed high levels of mold in the agricultural shop, locker rooms, media center, cafeteria, kitchen, and entire main building. The roofing system did not allow for adequate ventilation and the insulation used was prone to absorb moisture. The industrial hygienist determined that the mold constituted a health and safety issue and required that the affected areas be vacated. The Trinity County Environmental Health Division concurred.

At its May 23, 2018 meeting, the Board approved the District's School District Appeal Request to receive replacement funding to be used toward the rehabilitation of their facilities.

During construction in the Spring of 2019, additional toxic mold intrusion was discovered in the Gymnasium which shares the roof with the previously affected facilities.

SCOPE OF PROJECT

Rehabilitation work would consist of mold abatement on all surfaces, including the removal and replacement of ceiling tiles, roof plywood and insulation, drywall, siding and wall plywood under a negative air containment area. In addition, all buildings would need new roofing systems to prevent future water intrusion and HVAC systems to provide adequate ventilation.

STATUS OF SCHOOL SITE

The District has completed mold abatement and begun reconstruction of the facilities affected by the mold.

QUALIFYING CRITERIA

GOVERNMENT/STATE LEVEL OCCURENCE

The Trinity County Environmental Health Division provided written concurrence that supports the industry specialist's findings and recommended work to mitigate the health and safety threat.

Staff supports the District's request.

SITE VISIT COMPLETED BY STAFF

Staff completed a site visit on September 5, 2019.

AUTHORITY

See Attachment A

RECOMMENDATIONS

1. Approve the District's request for an amended adjusted grant with immediate Apportionment for Facility Hardship Program replacement of 1,374 square feet of toilet space and 27,556 square feet of other facility space for the Hayfork High School site pursuant to SFP Regulation Section 1859.82(a), as provided on Attachment B.
2. Provide that the State portion of any and all savings which may be realized from the funding of this Facility Hardship project must be returned to the State.
3. Provide that for purposes of SFP modernization eligibility, the age of the affected buildings will be reset to 12 months from the date of DSA plan approval.

ATTACHMENT A

AUTHORITY

Education Code (EC) Section 17075.10(a) states:

A school district may apply for hardship assistance in cases of extraordinary circumstances. Extraordinary circumstances may include, but are not limited to, the need to repair, reconstruct, or replace the most vulnerable school facilities that are identified as a Category 2 building, as defined in the report submitted pursuant to Section 17317, determined by the department to pose an unacceptable risk of injury to its occupants in the event of a seismic event.

SFP Regulation Section 1859.81 states:

Except for Joint-Use Projects and Career Technical Education Facilities Projects, a district is eligible for financial hardship to fund all or a portion of its matching share requirement after demonstrating the requirements of (a), (c), and (d) below:

- a) The district is financially unable to provide all necessary matching funds for an eligible project. To determine this, an analysis shall be made of the district's financial records by the OPSC including data and records maintained by the CDE and the County Office of Education....
- b) From the funds deemed available as a matching contribution, the district may retain \$19,776 per classroom in each enrollment reporting period for the cost to provide interim housing for the currently unhoused pupils of the district....
- c) The district has made all reasonable efforts to fund its matching share of the project by demonstrating it is levying the developer fee justified under law or an alternative revenue source equal to or greater than the developer fee otherwise justified under law at the time of request for hardship and the district meets at least one of the following:
 1. The current outstanding bonded indebtedness of the district issued for the purpose of constructing school facilities in accordance with Education Code Section 17072.35 or 17074.25 as appropriate, at the time of request for financial hardship status, is at least 60 percent of the district's total bonding capacity. Outstanding bonded indebtedness includes that part of general obligation bonds, Mello-Roos Bonds, School Facility Improvement District Bonds and certificates of participation which the district is paying a debt service that was issued for capital outlay school facility purposes.
 2. The district had a successful registered voter bond election for at least the maximum amount allowed under Proposition 39 within the previous two years from the date of request for financial hardship status. The proceeds from the bond election that represent the maximum amount allowed under the provisions of Proposition 39 must be used to fund the district's matching share requirement for SFP project(s).
 3. It is a County Superintendent of Schools.
 4. The district's total bonding capacity at the time of the request for financial hardship status is \$5 million or less.
 5. Other evidence of reasonable effort as approved by the SAB....

SFP Regulation Section 1859.82 states, "A district is eligible for facility hardship funding to repair, replace or construct new classrooms and related facilities if the district demonstrates there is an unmet need for pupil housing or the condition of the facilities, or the lack of facilities, is a threat to the health and safety of the pupils."

SFP Regulation Section 1859.82(a)(1) provides for Facility Hardship grant funding when:

The facilities are needed to ensure the health and safety of the pupils if the district can demonstrate to the satisfaction of the Board that the health and safety of the pupils is at risk. Factors to be considered by the Board shall include the close proximity to a major freeway, airport, electrical facility, high power transmission lines, dam, pipeline, industrial facility, adverse air quality emission or other health and safety risks, including structural deficiencies required by the DSA to be repaired, seismic mitigation of the Most Vulnerable

ATTACHMENT A

Category 2 Buildings as verified by the DSA, traffic safety or because the pupils reside in remote areas of the district and transportation to existing facilities is not possible or poses a health and safety risk.

SFP Regulation Section 1859.82(a)(1)(A)(2) states in part, “If the total cost to remain in the classroom or related facility is greater than 50 percent of the Current Replacement Cost and the Application is for replacement facilities, the district may qualify for a grant for a new or replacement school or replacement facilities as a new construction project.”

SFP Regulation Section 1859.82 further states, “If the district qualifies for repair of a Qualified Historical School Building pursuant to (a)(1)(A)3. or replacement facilities on the same site pursuant to either (a)(1)(A)2. or (a)(2) above, the district is eligible for funding as a new construction project. Replacement facilities and square footage amounts used to determine funding for a Qualified Historical School Building shall be allowed in accordance with the square footage amounts provided in the chart in Section (b) below...The square footage provided, after accounting for all useable facilities on the site, shall not exceed the following:”

Facility	Elementary School Pupils	Middle School Pupils	High School Pupils
Multi-Purpose (includes food service)	5.3 sq. ft. per pupil minimum 4,000 sq. ft.	5.3 sq. ft. per pupil minimum 5,000 sq. ft.	6.3 sq. ft. per pupil minimum 8,200 sq. ft.
Toilet	3 sq. ft. per pupil minimum 300 sq. ft.	4 sq. ft. per pupil minimum 300 sq. ft.	5 sq. ft. per pupil minimum 300 sq. ft.
Gymnasium (includes shower/locker)	N/A	12.9 sq. ft. per pupil minimum 6,828 sq. ft. maximum 16,000 sq. ft.	15.3 sq. ft. per pupil minimum 8,380 sq. ft. maximum 18,000 sq. ft.
School Administration	3 sq. ft. per pupil minimum 600 sq. ft.	3 sq. ft. per pupil minimum 600 sq. ft.	4 sq. ft. per pupil minimum 800 sq. ft.
Library/Media Center	2.3 sq. ft. per pupil plus 600 sq. ft.	3.3 sq. ft. per pupil plus 600 sq. ft.	4.3 sq. ft. per pupil plus 600 sq. ft.

SFP Regulation Section 1859.90 states that “a district must submit the Form SAB 50-05, within 18 months of the Apportionment of the SFP grant for the project or the entire...apportionment shall be rescinded without further Board action....”

SCHOOL DISTRICT DATA

Application No: 51/75028-00-002
School District: Mountain Valley Unified

County: Trinity
School Name: Hayfork High

PROJECT DATA

ADJUSTED GRANT DATA

Type of Project: High School
Pupils Assigned
 K-6:
 7-8:
 9-12:
 Non-Severe:
 Severe:
Application Filing Basis: District Wide
Number of Classrooms:
Master Acres:
Existing Acres: 32.7
Proposed Acres: 21.2
Facility Hardship (a): Yes
Financial Hardship Requested: Yes
Alternative Education School: No
Addition to Existing Site: Yes

Project Assistance	\$7,460.00
Service Site	2,589,422.00
Off-Site	41,853.00
Utilities	2,227,818.00
Fac.Hardship Toilet - 1,374 Sq.Ft	493,266.00
Fac. Hardship Other - 27,556 Sq.Ft	5,511,200.00
Geographic Index Factor - 15%	900,669.00
Total State Share (50%)	11,771,688.00
District Share (50%)	11,771,688.00
Total Project Cost	\$ 23,543,376.00

PROJECT FINANCING

<u>State Share</u>	
This Project	\$ 11,771,688.00
<u>District Share</u>	
Cash Contribution	\$13,021.00
Financial Hardship	\$ 11,758,667.00
Total Project Cost	\$ 23,543,376.00

HISTORY OF PROJECT COST AND APPORTIONMENT

	Fund Code	Proposition	Previously Authorized	Authorized This Action	State Apportionment This Action
<u>State Share</u>					
New Construction/Additional Grant	051-500	51	\$ 9,961,684.00	\$ 1,810,004.00	\$ 1,810,004.00
<u>District Share</u>					
Cash Contribution			13,021.00		
Financial Hardship	051-500	51	\$ 9,948,663.00	\$ 1,810,004.00	\$ 1,810,004.00
Total			\$ 19,923,368.00	\$ 3,620,008.00	\$ 3,620,008.00

Funding Source(s): Proposition 51 Bonds/2016-Nov.

The District is required to submit a valid Fund Release Authorization (Form SAB 50-05) within 18 months of the date of the apportionment; otherwise, the apportionment will be rescinded without further board action.

Provide that the State portion of any and all project savings realized from the funding of this Facility Hardship Program project must be returned to the State.

The District shall ensure that it is in compliance with all applicable laws, regulations and certifications it made on the program forms.

Based on the Board's action on June 5, 2017, this project is subject to the Grant Agreement submittal pursuant to School Facility Program Regulation Section 1859.90.4.

The District is responsible for ensuring that the project is compliant with Prevailing Wage Monitoring and/or Labor Compliance Program requirements at the time construction contracts are executed and/or construction commenced.

ATTACHMENT B

The District qualifies for financial hardship pursuant to SFP Regulation Section 1859.81(c)(4). The District has demonstrated it is financially unable to provide all or a part of the matching funds and is levying the developer fees or equal alternative revenue source justified by law. The District qualifies for financial hardship using "other evidence of reasonable effort as approved the SAB" on May 23, 2018.

During construction, it was discovered that the initial mold growth had extended into the gymnasium building. The project is being adjusted to include the square footage for the gymnasium.

**Non-Conforming Buildings
(Continued Use)**

EXEMPTION FOR INDEPENDENT STUDY FACILITIES

PURPOSE OF REPORT

To present the Los Banos Unified School District's (District) request, as shown on the Attachment, for an exemption from the definition of "school buildings" for certain facilities used for independent study.

DESCRIPTION

The District operates an independent study program at facilities that are not located at a regular school site and is requesting an exemption from the definition of "school building," as described in Education Code (EC) Section 17283, for the facility.

EC Section 17289 authorizes any school district or county office of education to request an exemption from the State Allocation Board (Board) for a building or structure or portion of a building or structure used for independent study from the definition of "school buildings." These buildings do not have to meet the Field Act requirements but must comply with local health and safety standards.

The District has certified that it has satisfied the legal requirements under EC Section 17289 for the exemption.

AUTHORITY

EC Section 17283 states: " "School building" as used in this article means and includes any building used, or designed to be used, for elementary or secondary school purposes and constructed, reconstructed, altered, or added to, by the state or any city or city and county, or by any political subdivision or by any school district of any kind within the state, or by any regional occupational center or program created by or authorized to act by an agreement under joint exercise of power, or by the United States government, or any agency thereof."

EC Section 17289 states "In order to provide alternative, community-based educational opportunities through independent study, any school district or county office of education may request an exemption from the State Allocation Board for a building or structure, or portion of a building or structure, from the definition of "school buildings" within the meaning of Section 17283. The exemptions may be granted for no longer than two years and exemptions are renewable. An exemption may only be granted if the school district or county office of education demonstrates to the satisfaction of the State Allocation Board all of the following:

- a) The building or structure, or portion of building or structure, satisfies all of the following:
 - i) It is not located on a regular school site.
 - ii) It complies with all applicable local building standards and all relevant local health and safety standards in the community in which it is located.
 - iii) It is used for independent study.

- iv) It serves fewer than 25 pupils enrolled in kindergarten or any of the grades 1 to 12, inclusive, at any one time in the building or structure, or in a portion of a building or structure where the remainder of the building or structure is not used for instructional purposes.
- b) The use of the building or structure is critical to providing an effective alternative, community-based program.
- c) The use of other buildings or structures that would meet seismic safety standards for school facilities are not practical.”

STAFF ANALYSIS/STATEMENTS

The District has provided certification that it has met the criteria as stated in EC Section 17289. An exemption has been requested for two years.

RECOMMENDATION

Approve the District's request for an exemption from the definition of "school buildings" for the site listed on the Attachment from January 1, 2020 through December 31, 2021.

ATTACHMENT

EXEMPTION FOR INDEPENDENT STUDY FACILITIES

Los Banos Unified School District/Merced County
(91/65755-00-000)

Site	ID Number
265 Mercy Springs Rd., Ste. C Los Banos, CA 93635	24-65755-0119073
265 Mercy Springs Rd., Ste. D Los Banos, CA 93635	24-65755-0119073
265 Mercy Springs Rd., Ste. A Los Banos, CA 93635	24-65755-0119073

State of California
State Allocation Board

FULL DAY KINDERGARTEN FACILITIES GRANT PROGRAM

This Resolution of the State Allocation Board (hereafter referred to as the “Board”) is applicable to the appropriate sections of the Education Code and is described and filed in the office of the Executive Officer and will be made available to all interested parties as the Resolution pertains to the documents attached hereto. Said documents were acted upon by the Board at its meeting on January 22, 2020.

WHEREAS, the Board has determined to be approvable a number of projects for new construction or retrofit eligibility of kindergarten facilities for school districts, it is making apportionments and/or adjustments for the grant amounts for projects that meet the Board’s criteria for the apportionment of grants pursuant to Education Code Section 17375.

NOW THEREFORE, BE IT RESOLVED:

1. The Board anticipates that the school district(s) will pay certain capital expenditures in connection with some or all of the project(s) cost.
2. The Board, acting on behalf of the State, hereby declares that it is the State’s official intent to use General Fund proceeds that are available for such purpose, consistent with the requirements of law that are in effect at the time the funds are available, to provide grants, in accordance with applicable laws and regulations.
3. This Resolution shall be continuously available for inspection by the general public during normal business hours at the office of the Board at 707 Third Street, 6th Floor, West Sacramento, California, commencing within one week after the date of enactment of this Resolution.

FULL-DAY KINDERGARTEN FACILITIES GRANT PROGRAM GRANT ADJUSTMENTS

PURPOSE OF REPORT

To provide adjusted funding for eligible Full-Day Kindergarten Facilities Grant Program projects pursuant to Education Code Section 17375(b)(4).

DESCRIPTION

Senate Bill (SB) 75, amended Article 7 (commencing with EC Section 17375) Chapter 3 of Part 10.5 of Division 1 of Title 1 of the Education Code (EC) to allocate additional funds for and modify program eligibility and funding criteria for the Full-Day Kindergarten Facilities Grant Program (FDKFGP). One such modification is the changing of the local matching share requirement for school districts that are converting a part-day kindergarten program to a full-day kindergarten program. As a result of these amendments to FDKFGP statute, school districts previously funded with FDKFGP moneys and using these moneys to convert a part-day kindergarten program to a full-day kindergarten program will have their funding adjusted retroactively in order to adjust for the new local matching share requirement.

AUTHORITY

Education Code Section 17375(b)(4) states, in part, "Except for school districts that meet the requirements for financial hardship pursuant to Section 17075.10, a school district that will convert a part-day kindergarten program to a full-day kindergarten program shall provide 25 percent of the cost of the project whether the project is for new construction or retrofit." Furthermore, this Education Code section stipulates that a school district that was previously awarded a FDKFGP grant and will use FDKFGP funding to convert a part-day kindergarten program to a full-day kindergarten program "shall have its grant amount adjusted" from funds provided in the 2019/2020 Budget Act "to reflect this local match requirement.

BACKGROUND

Pursuant to the amended Education Code Section 17375, the local matching requirement for projects converting from a part-day kindergarten program to a full-day kindergarten program has changed from 50 percent of the total approved project amounts for new construction projects and 40 percent of the total approved project amounts for retrofit projects to 25 percent of the total approved project amounts for both types of project scopes. Education Code Section 17375(b)(4) states that school districts that will be converting as a result of the project and that they were previously awarded FDKFGP funding from the 2018/2019 Budget Act shall have its grant amount adjusted to reflect the 25 percent local match requirement. Furthermore, this Education Code section stipulates that these grant amounts will be adjusted from program funding provided by the 2019/2020 Budget Act. School districts with projects that meet these requirements will have funding adjustment items included in the Consent portion of the State Allocation Board Agenda.

RECOMMENDATION

Approve adjusted funding for FDKFGP projects that meet the requirements of Education Code Section 17375(b)(4).

SCHOOL DISTRICT DATA

Application No: 70/73973-00-005
School District: Center Joint Unified

County: Sacramento
School Name: Oak Hill Elementary

PROJECT DATA

Type of Project:	New Construction	Application Filing Basis:	Site Specific
Pupils Assigned:	75		
Classroom(s):	3	Recommended Acres:	0
Financial Hardship Requested:	Yes	Existing Acres:	0
Preference Points:	44		

ADJUSTED GRANT DATA

PROJECT FINANCING

New Construction	\$914,775.00
Automatic Fire Detection/Alarm	1,125.00
Automatic Sprinkler	15,375.00
Site Development	320,171.00
Project Grants Subtotal	1,251,446.00
FDKFGP Conversion Grant	625,723.00
State Grant Total	1,877,169.00
District Contribution	625,723.00
Total Project Cost	<u>\$2,502,892.00</u>

State Share (75%)	
This Project	\$1,877,169.00
District Share (25%)	
Cash Contribution	113,578.00
Financial Hardship	512,145.00
Total Project Cost	<u>\$2,502,892.00</u>

HISTORY OF PROJECT COST AND APPORTIONMENT

	Fund Code	Previously Authorized	Authorized This Action	Apportionment This Action
<u>State Share</u>				
New Construction/Additional Grant	1027-1819	\$ 1,251,446.00	\$ 625,723.00	\$ 625,723.00
<u>District Share</u>				
Cash Contribution		113,578.00		
Financial Hardship	1027-1819	1,137,868.00	(625,723.00)	(625,723.00)
Total		<u>\$ 2,502,892.00</u>	<u>\$ 0.00</u>	<u>\$ 0.00</u>

Funding Source: General Fund Full-Day Kindergarten Facilities Grant Program

The District shall ensure that it is in compliance with all applicable laws, regulations and certifications it made on the program forms.

This project is subject to the Grant Agreement submittal pursuant to Regulation Section 1860.17.

The District is responsible for ensuring that the project is compliant with Prevailing Wage Monitoring and/or Labor Compliance Program requirements at the time construction contracts are executed and/or construction commenced.

The District qualifies for financial hardship pursuant to Regulation Section 1860.14(a)(1). The District has demonstrated it is financially unable to provide all or a part of the matching funds and is levying the developer fees or equal alternative revenue source justified by law. The District's outstanding bonded indebtedness at the date of request (August 29, 2019) is at least 60 percent of its total bonding capacity.

Pursuant to Regulation Section 1860.16(a) \$252,332.00, equal to 40 percent of the grant determined by Regulation Section 1860.9(a), was released by OPSC upon the receipt of a valid, signed Grant Agreement as specified in Regulation Section 1860.17.

Pursuant to Regulation Section 1860.19(a), any savings remaining after one year from the completion of the project, as specified in Regulation Section 1860.18, must be returned to the State.

This project is receiving an adjusted grant approval to reflect the 25 percent local match requirement pursuant to Education Code Section 17375(b)(4).

SCHOOL DISTRICT DATA

Application No: 70/67710-00-020

County: San Bernardino

School District: Fontana Unified

School Name: Kathy Binks Elementary

PROJECT DATA

Type of Project:	New Construction	Application Filing Basis:	Site Specific
Pupils Assigned:	50	Recommended Acres:	0
Classroom(s):	2	Existing Acres:	0
Financial Hardship Requested:	No		
Preference Points:	25		

ADJUSTED GRANT DATA

PROJECT FINANCING

New Construction	\$609,850.00	<u>State Share (75%)</u>	
Automatic Fire Detection/Alarm	750.00	This Project	\$1,251,447.00
Automatic Sprinkler	10,250.00	<u>District Share (25%)</u>	
Site Development	213,448.00	Cash Contribution	417,149.00
Project Grants Subtotal	834,298.00	Financial Hardship	
FDKFGP Conversion Grant	417,149.00	Total Project Cost	<u>\$1,668,596.00</u>
State Grant Total	1,251,447.00		
District Contribution	417,149.00		
Total Project Cost	<u>\$1,668,596.00</u>		

HISTORY OF PROJECT COST AND APPORTIONMENT

	Fund Code	Previously Authorized	Authorized This Action	Apportionment This Action
<u>State Share</u>				
New Construction/Additional Grant	1027-1819	\$834,298.00		
New Construction/Additional Grant	1027-1920		\$417,149.00	\$417,149.00
<u>District Share</u>				
Cash Contribution		834,298.00	(417,149.00)	
Total		<u>\$1,668,596.00</u>	<u>\$0.00</u>	<u>\$417,149.00</u>

Funding Source: General Fund Full-Day Kindergarten Facilities Grant Program

The District shall ensure that it is in compliance with all applicable laws, regulations and certifications it made on the program forms.

This project is subject to the Grant Agreement submittal pursuant to Regulation Section 1860.17.

The District is responsible for ensuring that the project is compliant with Prevailing Wage Monitoring and/or Labor Compliance Program requirements at the time construction contracts are executed and/or construction commenced.

The District has requested an advance release of funds for design. Pursuant to Regulation Section 1860.16(a) \$243,940.00, equal to 40 percent of the grant determined by Regulation Section 1860.9(a) (\$243,940.00 less available district contribution), will be released by OPSC upon the receipt of a valid, signed Grant Agreement as specified in Regulation Section 1860.17.

Pursuant to Regulation Section 1860.19(a), any savings remaining after one year from the completion of the project, as specified in Regulation Section 1860.18, must be returned to the State.

This project is receiving an adjusted grant approval to reflect the 25 percent local match requirement pursuant to Education Code Section 17375(b)(4).

SCHOOL DISTRICT DATA

Application No: 70/64048-00-001
School District: Lucerne Elementary

County: Lake
School Name: Lucerne Elementary

PROJECT DATA

Type of Project:	New Construction	Application Filing Basis:	Site Specific
Pupils Assigned:	50		
Classroom(s):	2	Recommended Acres:	0
Financial Hardship Requested:	Yes	Existing Acres:	0
Preference Points:	69		

ADJUSTED GRANT DATA

PROJECT FINANCING

New Construction	\$609,850.00	State Share (75%)	
Automatic Fire Detection/Alarm	750.00	This Project	\$1,262,637.00
Automatic Sprinkler	10,250.00		
Project Assistance	7,460.00	District Share (25%)	
Site Development	213,448.00	Cash Contribution	
Project Grants Subtotal	<u>841,758.00</u>	Financial Hardship	420,879.00
FDKFGP Conversion Grant	420,879.00	Total Project Cost	<u>\$1,683,516.00</u>
State Grant Total	<u>1,262,637.00</u>		
District Contribution	420,879.00		
Total Project Cost	<u>\$1,683,516.00</u>		

HISTORY OF PROJECT COST AND APPORTIONMENT

	Fund Code	Previously Authorized	Authorized This Action	Apportionment This Action
<u>State Share</u>				
New Construction/Additional Grant	1027-1819	\$841,758.00	\$420,879.00	\$420,879.00
<u>District Share</u>				
Cash Contribution				
Financial Hardship	1027-1819	841,758.00	(420,879.00)	(420,879.00)
Total		<u>\$1,683,516.00</u>	<u>\$0.00</u>	<u>\$0.00</u>

Funding Source: General Fund Full-Day Kindergarten Facilities Grant Program

The District shall ensure that it is in compliance with all applicable laws, regulations and certifications it made on the program forms.

This project is subject to the Grant Agreement submittal pursuant to Regulation Section 1860.17.

The District is responsible for ensuring that the project is compliant with Prevailing Wage Monitoring and/or Labor Compliance Program requirements at the time construction contracts are executed and/or construction commenced.

The District qualifies for financial hardship pursuant to Regulation Section 1860.14(a)(3). The District has demonstrated it is financially unable to provide all or a part of the matching funds and is levying the developer fees or equal alternative revenue source justified by law. The District's total bonding capacity as the date of request (July 23, 2019) is \$5 million or less.

Pursuant to Regulation Section 1860.16(a), the District received \$243,940.00 advance funding for design.

Pursuant to Regulation Section 1860.19(a), any savings remaining after one year from the completion of the project, as specified in Regulation Section 1860.18, must be returned to the State.

This project is receiving an adjusted grant approval to reflect the 25 percent local match requirement pursuant to Education Code Section 17375(b)(4).

SCHOOL DISTRICT DATA

Application No: 70/67850-00-004

County: San Bernardino

School District: Rialto Unified

School Name: Casey Elementary

PROJECT DATA

Type of Project:	New Construction	Application Filing Basis:	Site Specific
Pupils Assigned:	75		
Classroom(s):	3	Recommended Acres:	
Financial Hardship Requested:	No	Existing Acres:	
Preference Points:	29		

ADJUSTED GRANT DATA

PROJECT FINANCING

New Construction	\$914,775.00	<u>State Share (75%)</u>	
Automatic Fire Detection/Alarm	1,125.00	This Project	\$1,877,169.00
Automatic Sprinkler	15,375.00		
Site Development	320,171.00	<u>District Share (25%)</u>	
Project Grants Subtotal	<u>1,251,446.00</u>	Cash Contribution	625,723.00
FDKFGP Conversion Grant	625,723.00	Financial Hardship	
State Grant Total	<u>1,877,169.00</u>	Total Project Cost	<u><u>\$2,502,892.00</u></u>
District Contribution	625,723.00		
Total Project Cost	<u><u>\$2,502,892.00</u></u>		

HISTORY OF PROJECT COST AND APPORTIONMENT

	Fund Code	Previously Authorized	Authorized This Action	Apportionment This Action
<u>State Share</u>				
New Construction/Additional Grant	1027-1819	\$ 1,251,446.00		
New Construction/Additional Grant	1027-1920		\$ 625,723.00	\$ 625,723.00
<u>District Share</u>				
Cash Contribution		1,251,446.00	(625,723.00)	
Total		<u><u>\$ 2,502,892.00</u></u>	<u><u>\$ 0.00</u></u>	<u><u>\$ 625,723.00</u></u>

Funding Source: General Fund Full-Day Kindergarten Facilities Grant Program

The District shall ensure that it is in compliance with all applicable laws, regulations and certifications it made on the program forms.

This project is subject to the Grant Agreement submittal pursuant to Regulation Section 1860.17.

The District is responsible for ensuring that the project is compliant with Prevailing Wage Monitoring and/or Labor Compliance Program requirements at the time construction contracts are executed and/or construction commenced.

Pursuant to Regulation Section 1860.16(a) \$365,910.00, equal to 40 percent of the grant determined by Regulation Section 1860.9(a) was released by OPSC upon the receipt of a valid, signed Grant Agreement as specified in Regulation Section 1860.17.

Pursuant to Regulation Section 1860.19(a), any savings remaining after one year from the completion of the project, as specified in Regulation Section 1860.18, must be returned to the State.

This project is receiving an adjusted grant approval to reflect the 25 percent local match requirement pursuant to Education Code Section 17375(b)(4).

SCHOOL DISTRICT DATA

Application No: 70/63792-00-004
School District: Standard Elementary

County: Kern
School Name: Standard Elementary

PROJECT DATA

Type of Project:	New Construction	Application Filing Basis:	Site Specific
Pupils Assigned:	25		
Classroom(s):	1	Recommended Acres:	0
Financial Hardship Requested:	No	Existing Acres:	0
Preference Points:	28		

ADJUSTED GRANT DATA

PROJECT FINANCING

New Construction	\$304,925.00	<u>State Share (75%)</u>	
Automatic Fire Detection/Alarm	375.00	This Project	\$625,723.50
Automatic Sprinkler	5,125.00		
Site Development	106,724.00	<u>District Share (25%)</u>	
Project Grants Subtotal	417,149.00	Cash Contribution	208,574.50
FDKFGP Conversion Grant	208,574.50	Financial Hardship	
State Grant Total	625,723.50	Total Project Cost	\$834,298.00
District Contribution	208,574.50		
Total Project Cost	\$834,298.00		

HISTORY OF PROJECT COST AND APPORTIONMENT

	Fund Code	Previously Authorized	Authorized This Action	Apportionment This Action
<u>State Share</u>				
New Construction/Additional Grant	1027-1819	\$417,149.00		
New Construction/Additional Grant	1027-1920		\$208,574.50	\$208,574.50
<u>District Share</u>				
Cash Contribution		417,149.00	(208,574.50)	
Total		\$834,298.00	\$0.00	\$208,574.50

Funding Source: General Fund Full-Day Kindergarten Facilities Grant Program

The District shall ensure that it is in compliance with all applicable laws, regulations and certifications it made on the program forms.

This project is subject to the Grant Agreement submittal pursuant to Regulation Section 1860.17.

The District is responsible for ensuring that the project is compliant with Prevailing Wage Monitoring and/or Labor Compliance Program requirements at the time construction contracts are executed and/or construction commenced.

The District has requested an advance release of funds for design. Pursuant to Regulation Section 1860.16(a) \$60,985.00, equal to 40 percent of the grant determined by Regulation Section 1860.9(a) (\$121,970.00 less available district contribution), will be released by OPSC upon the receipt of a valid, signed Grant Agreement as specified in Regulation Section 1860.17.

Pursuant to Regulation Section 1860.19(a), any savings remaining after one year from the completion of the project, as specified in Regulation Section 1860.18, must be returned to the State.

This project is receiving an adjusted grant approval to reflect the 25 percent local match requirement pursuant to Education Code Section 17375(b)(4).

REPORT OF THE EXECUTIVE OFFICER
State Allocation Board Meeting, January 22, 2020

SCHOOL DISTRICT DATA

School District: Twin Ridges Elementary
County: Nevada

Application Number: 70/66415-00-002
School Name: Grizzly Hill Elementary

PURPOSE OF REPORT

To present a Full Day Kindergarten Facilities Grant Program (FDKFGP) Round 2 project for rescission.

DESCRIPTION

In October 2019, the State Allocation Board (Board) approved FDKFGP projects for the second funding round totaling \$56,736,710.00. The Board approved the project for Apportionment on October 23, 2019.

On December 3, 2019, the District submitted a request to the Office of Public School Construction to rescind the project. Therefore, it is presented for rescission as shown below.

Application No.	State Apportionment Date	Apportionment Amount
70/66415-00-002	10/23/2019	\$419,484.00

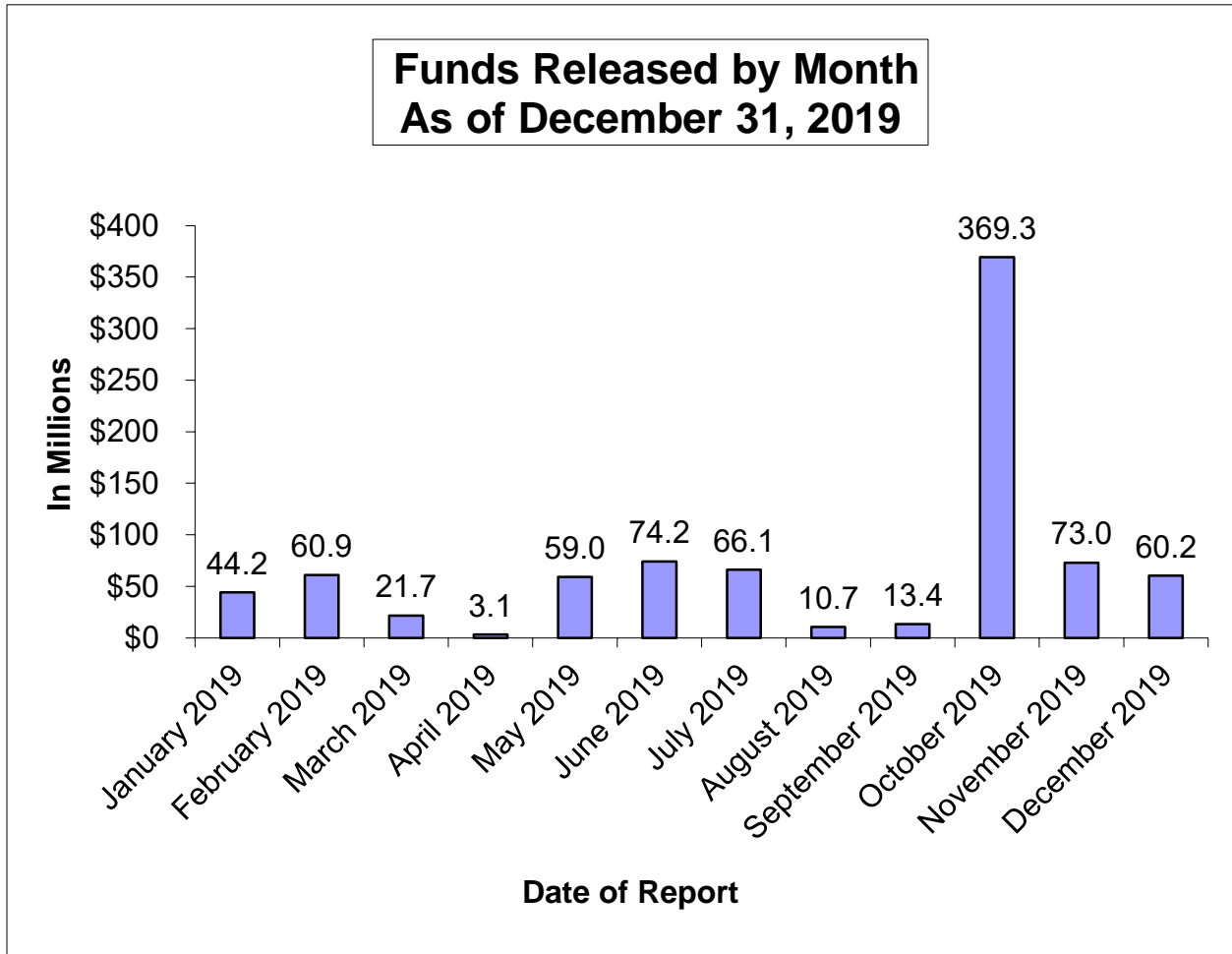
AUTHORITY

FDKFGP Regulation Section 1860.4 states, in part, "Any funds that return on or before June 30, 2021, shall be returned to the Full-Day Kindergarten Facilities Grant Program Account and may be used to provide additional Apportionments."

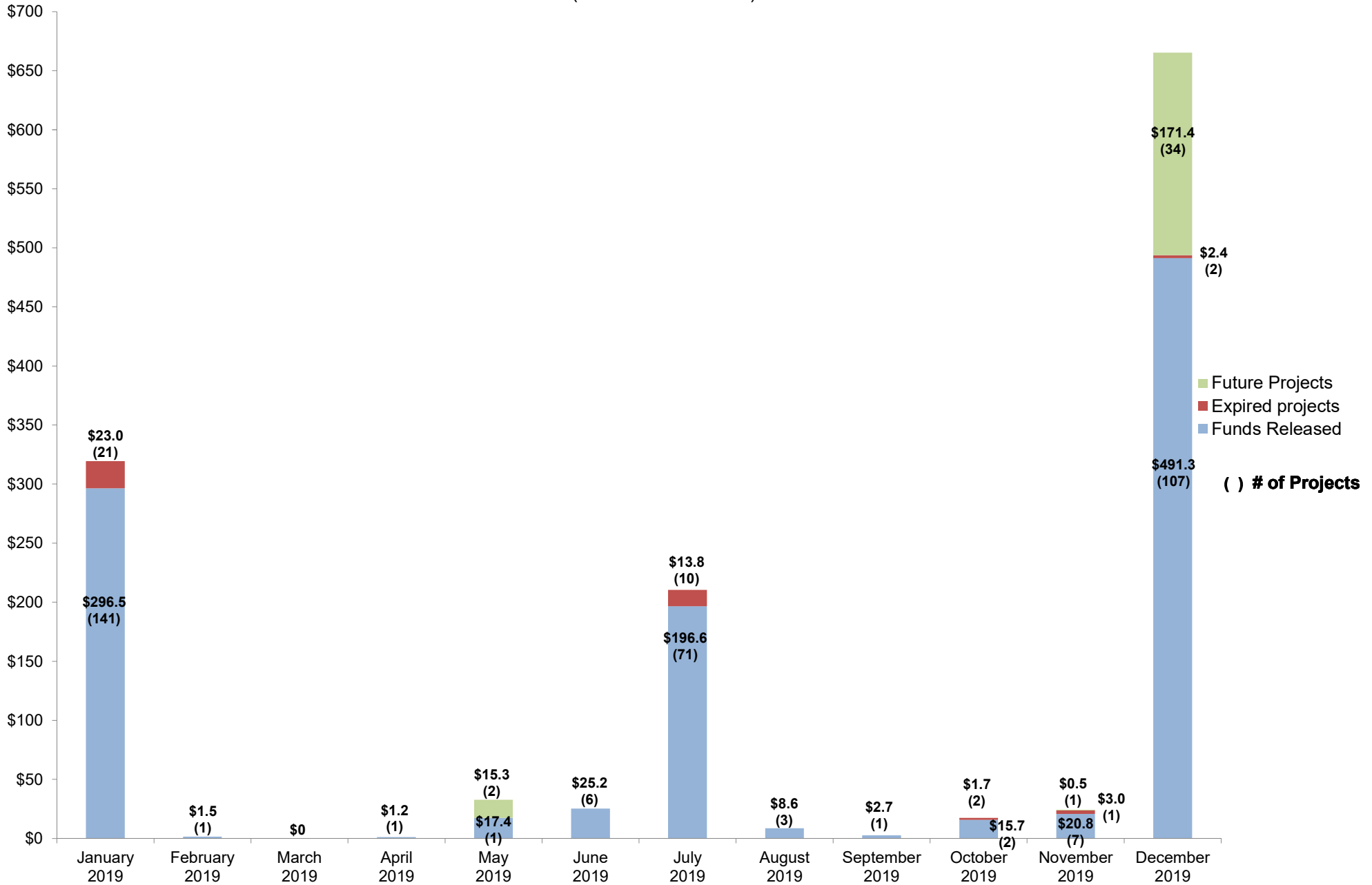
RECOMMENDATIONS

1. Rescind the District's application listed above.
2. Approve a decrease of \$419,484.00 in the State Apportionment [FDKFGP/2018-Jun.; 1027] from \$419,484.00 to \$0.

STATUS OF FUND RELEASES



Status of School Facility Program Apportionments Set to Expire
 due to Time Limit on Fund Release, as of December 09, 2019 SAB
 (in millions of dollars)



SCHOOL FACILITY PROGRAM
Available Funds (in Millions) As of January 22, 2020

Prop. 51 - \$7 Billion - November 2016									
Program	Original Bond Allocation	Remaining Bond Authority as of December 9, 2019	Estimated Approvals for January 22, 2020	Special Items/PIF	Remaining Bond Authority as of January 22, 2020 (excludes Unfunded Approvals)	Accumulated Unfunded Approvals as of December 9, 2019	Estimated Unfunded Approvals for January 22, 2020	Special Items/PIF	Remaining Bond Authority as of January 22, 2020 (includes Unfunded Approvals)
New Construction	\$3,000.0	\$1,983.1	-\$3.6		\$1,979.5	-\$454.0	-\$0.4		\$1,525.1
Modernization	3,000.0	2,411.8			2,411.8	-312.7			2,099.1
Career Technical Education	500.0	274.8	1.9		276.7	-18.4			258.3
Charter School	500.0	423.5			423.5	-420.5			3.0
SUBTOTAL	\$7,000.0	\$5,093.2	-\$1.7	\$0.0	\$5,091.5 ^A	-\$1,205.6	-\$0.4	\$0.0	\$3,885.5
Prop. 1D - \$7.3 Billion - November 2006									
Program	Original Bond Allocation	Remaining Bond Authority as of December 9, 2019	Estimated Approvals for January 22, 2020	Special Items/PIF	Remaining Bond Authority as of January 22, 2020 (excludes Unfunded Approvals)	Accumulated Unfunded Approvals as of December 9, 2019	Estimated Unfunded Approvals for January 22, 2020	Special Items/PIF	Remaining Bond Authority as of January 22, 2020 (includes Unfunded Approvals)
New Construction	\$1,900.0	\$5.3			\$5.3				\$5.3
Seismic Repair		2.7			2.7				2.7
Modernization	3,300.0	1.6	\$0.2		1.8	-\$0.5			1.3
Career Technical Education	500.0	14.1			14.1				14.1
High Performance Schools	100.0	0.7			0.7				0.7
Overcrowding Relief	1,000.0	11.9			11.9	-10.6	-\$0.1		1.2
Charter School	500.0	157.9			157.9	-145.4			12.5
Joint Use	57.5 ^B	0.0			0.0				0.0
SUBTOTAL	\$7,357.5	\$194.2	\$0.2	\$0.0	\$194.4 ^A	-\$156.5	-\$0.1	\$0.0	\$37.8
Prop. 55 - \$10 Billion - March 2004									
Program	Original Bond Allocation	Remaining Bond Authority as of December 9, 2019	Estimated Approvals for January 22, 2020	Special Items/PIF	Remaining Bond Authority as of January 22, 2020 (excludes Unfunded Approvals)	Accumulated Unfunded Approvals as of December 9, 2019	Estimated Unfunded Approvals for January 22, 2020	Special Items/PIF	Remaining Bond Authority as of January 22, 2020 (includes Unfunded Approvals)
New Construction	\$4,965.8 ^C	\$2.0 ^D	\$1.7		\$3.7		-\$0.8		\$2.9 ^F
Modernization	2,250.0	0.5			0.5	-\$0.2			0.3
Critically Overcrowded Schools	2,440.0	0.0			0.0				0.0
Charter School	300.0	15.8			15.8	-13.4			2.4 ^F
Joint Use	66.7 ^E	0.0			0.0				0.0
SUBTOTAL	\$10,022.5	\$18.3	\$1.7	\$0.0	\$20.0 ^A	-\$13.6	-\$0.8	\$0.0	\$5.6
TOTAL PAGE 1	\$24,380.0	\$5,305.7	\$0.2	\$0.0	\$5,305.9	-\$1,375.7	-\$1.3	\$0.0	\$3,928.9

A. Balance of bonding authority excludes unfunded approvals.

B. The original bond allocation of \$29 million augmented by \$21 million from Prior Bond Funds to Joint Use at the 06/27/07 SAB meeting and \$7.5 million at the 7/23/08 SAB meeting pursuant to Assembly Bill 127, Chapter 35, Statutes of 2006 (Perata/Nunez).

C. The original bond allocation of \$4,960,000,000 augmented by \$5,831,911 from Prior Bonds at the 10/6/2010 SAB meeting.

D. It includes the transfer of Critically Overcrowded School Facilities Program Funds to New Construction (transfers in Prop. 55 includes: \$268.8 million approved at the 1/25/2006 SAB meeting, \$318.3 million approved at the 9/23/2009 SAB meeting, \$225 million approved at the 8/4/2010 SAB meeting, \$211.7 million approved at the 12/15/2010 SAB meeting, \$145 million at the 4/25/2012 SAB meeting, \$30.4 million after the 3/20/2013 SAB meeting, and \$32,297 after the 3/26/2014 SAB meeting per SFP Regulation Sections 1859.154 (c)).

E. Original bond allocation of \$50,000,000 augmented by \$15,547,233 from the State School Building Aid Fund at the 2/28/2007 SAB meeting and by \$1,232,224 from Prior Bonds at the 10/6/2010 SAB meeting.

F. Total authority is not available at this time. There are outstanding accounts receivables. For Proposition 1D \$2,386,573 for New Construction and \$90,398.26 for ORG. For Proposition 55, \$490,476 for New Construction and \$928,815.93 for charter.

SCHOOL FACILITY PROGRAM
Available Funds (in Millions) As of January 22, 2020

Prop. 47 - \$11.4 Billion - November 2002									
Program	Original Bond Allocation	Remaining Bond Authority as of December 9, 2019	Estimated Approvals for January 22, 2020	Special Items/PIF	Remaining Bond Authority as of January 22, 2020 (excludes Unfunded Approvals)	Accumulated Unfunded Approvals as of December 9, 2019	Estimated Unfunded Approvals for January 22, 2020	Special Items/PIF	Remaining Bond Authority as of January 22, 2020 (includes Unfunded Approvals)
New Construction	\$6,250.0	\$0.7	\$0.1		\$0.8				\$0.8
Modernization	3,300.0	0.2			0.2	-\$0.2			0.0
Critically Overcrowded Schools	1,700.0	0.0			0.0				0.0
Charter School	100.0	10.6			10.6	-7.2			3.4
Joint Use	50.0	0.0			0.0				0.0
SUBTOTAL	\$11,400.0	\$11.5	\$0.1	\$0.0	\$11.6 ^A	-\$7.4	\$0.0	\$0.0	\$4.2

Prop. 1A - \$6.7 Billion - November 1998									
Program	Original Bond Allocation	Remaining Bond Authority as of December 9, 2019	Estimated Approvals for January 22, 2020	Special Items/PIF	Remaining Bond Authority as of January 22, 2020 (excludes Unfunded Approvals)	Accumulated Unfunded Approvals as of December 9, 2019	Estimated Unfunded Approvals for January 22, 2020	Special Items/PIF	Remaining Bond Authority as of January 22, 2020 (includes Unfunded Approvals)
New Construction	\$2,900.0	\$0.6			\$0.6	-\$0.6			\$0.0
Modernization	2,100.0	0.0			0.0				0.0
Hardship	1,000.0	0.6			0.6	-0.6			0.0
Class Size Reduction	700.0	0.0			0.0				0.0
SUBTOTAL	\$6,700.0	\$1.2	\$0.0	\$0.0	\$1.2 ^A	-\$1.2	\$0.0	\$0.0	\$0.0
TOTAL PAGE 2	\$18,100.0	\$12.7	\$0.1	\$0.0	\$12.8	-\$8.6	\$0.0	\$0.0	\$4.2
TOTAL FROM PAGE 1	\$24,380.0	\$5,305.7	\$0.2	\$0.0	\$5,305.9	-\$1,375.7	-\$1.3	\$0.0	\$3,928.9
GRAND TOTAL	\$42,480.0	\$5,318.4	\$0.3	\$0.0	\$5,318.7	-\$1,384.3	-\$1.3	\$0.0	\$3,933.1

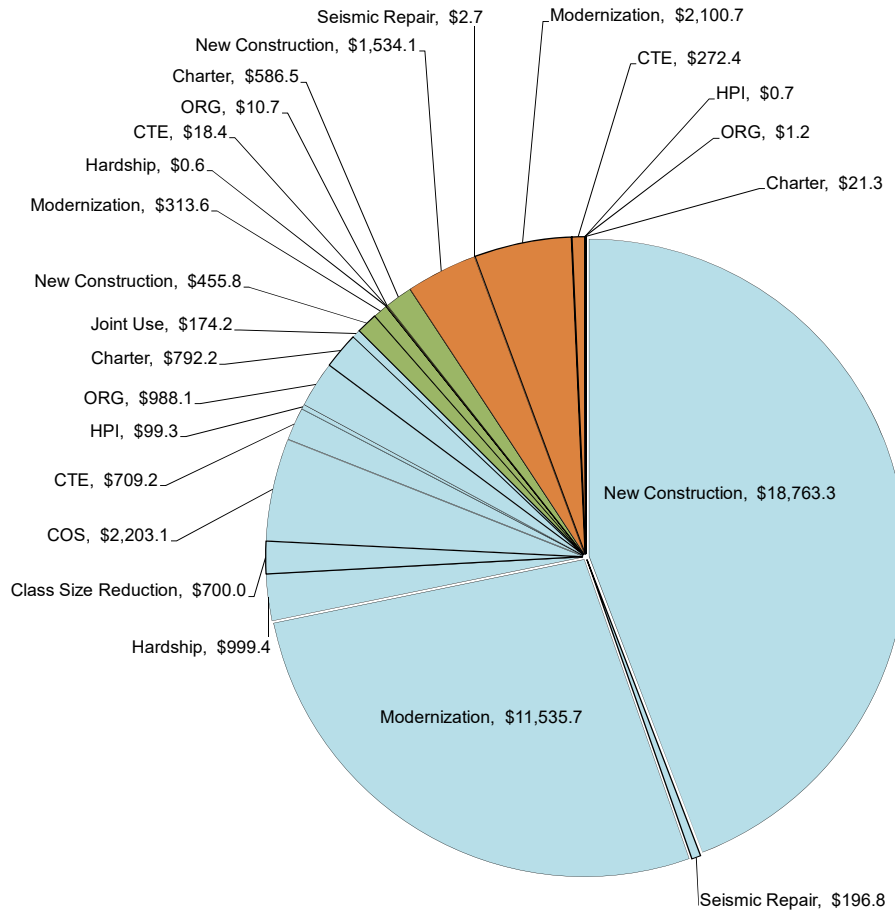
Full-Day Kindergarten Facilities Grant Program (FDKFGP)

Program	Appropriation	Remaining Bond Authority as of December 9, 2019	SAB Approvals as of December 09, 2019	Miscellaneous Adjustments for January 22, 2020	Remaining Authority as of January 22, 2020
Chapter 32, Statutes of 2018 (AB 1808) - Full-Day Kindergarten (FY 18/19)	\$100.0	\$2.7		\$0.5	\$3.2
Chapter 51, Statutes of 2019 (SB 75) - Full-Day Kindergarten (FY 19/20)	\$300.0	\$300.0		-\$1.3 ^B	\$298.7
TOTAL	\$400.0	\$302.7	\$0.0	-\$0.8	\$301.9

A. Balance of bonding authority excludes unfunded approvals.

B. There were three FDKFGP projects from the October 23, 2019 SAB action that received a total of \$1.3 million in additional funding due to conversion to Full-Day kindergarten facilities.

Proposition 51, 1D, 55, 47, and 1A Bond Authority - \$42.480 billion (in millions of dollars)



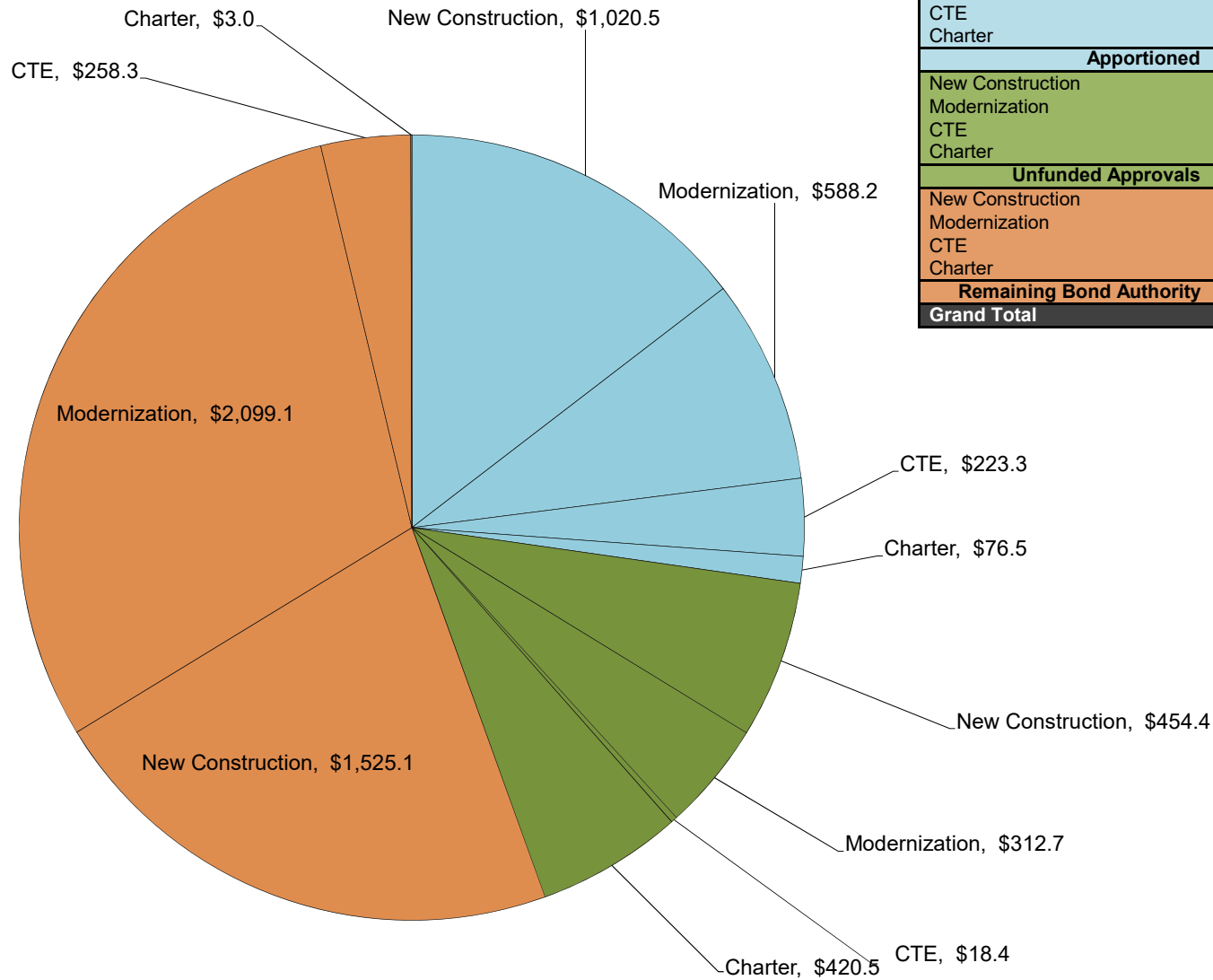
Proposition 51, 1D, 55, 47, and 1A Totals		
New Construction*	\$	18,763.3
Seismic Repair	\$	196.8
Modernization	\$	11,535.7
Hardship	\$	999.4
Class Size Reduction	\$	700.0
COS	\$	2,203.1
CTE	\$	709.2
HPI	\$	99.3
ORG	\$	988.1
Charter	\$	792.2
Joint Use	\$	174.2
Apportioned	\$	37,161.3
		87.5%
New Construction	\$	455.8
Seismic Repair	\$	-
Modernization	\$	313.6
Hardship	\$	0.6
Class Size Reduction	\$	-
COS	\$	-
CTE	\$	18.4
HPI	\$	-
ORG	\$	10.7
Charter	\$	586.5
Joint Use	\$	-
Unfunded Approvals	\$	1,385.6
		3.3%
New Construction	\$	1,534.1
Seismic Repair	\$	2.7
Modernization	\$	2,100.7
Hardship	\$	-
Class Size Reduction	\$	-
COS	\$	-
CTE	\$	272.4
HPI	\$	0.7
ORG	\$	1.2
Charter	\$	21.3
Joint Use	\$	-
Remaining Bond Authority	\$	3,933.1
		9.3%
Grand Total	\$	42,480
		100.0%

*Includes Energy Efficiency, Small High Schools, Seismic Repair, and the transfer of Critically Overcrowded School Facilities Program Funds to New Construction (\$700 million and \$68.1 million from Prop. 47; \$268.8 million, \$318.3 million, \$225 million, \$211.7 million, \$145 million, and \$30.4 million from Prop. 55). Also, Prop 55 includes \$5.8 million from the Lease Purchase Program on October 6, 2010.

Proposition 51

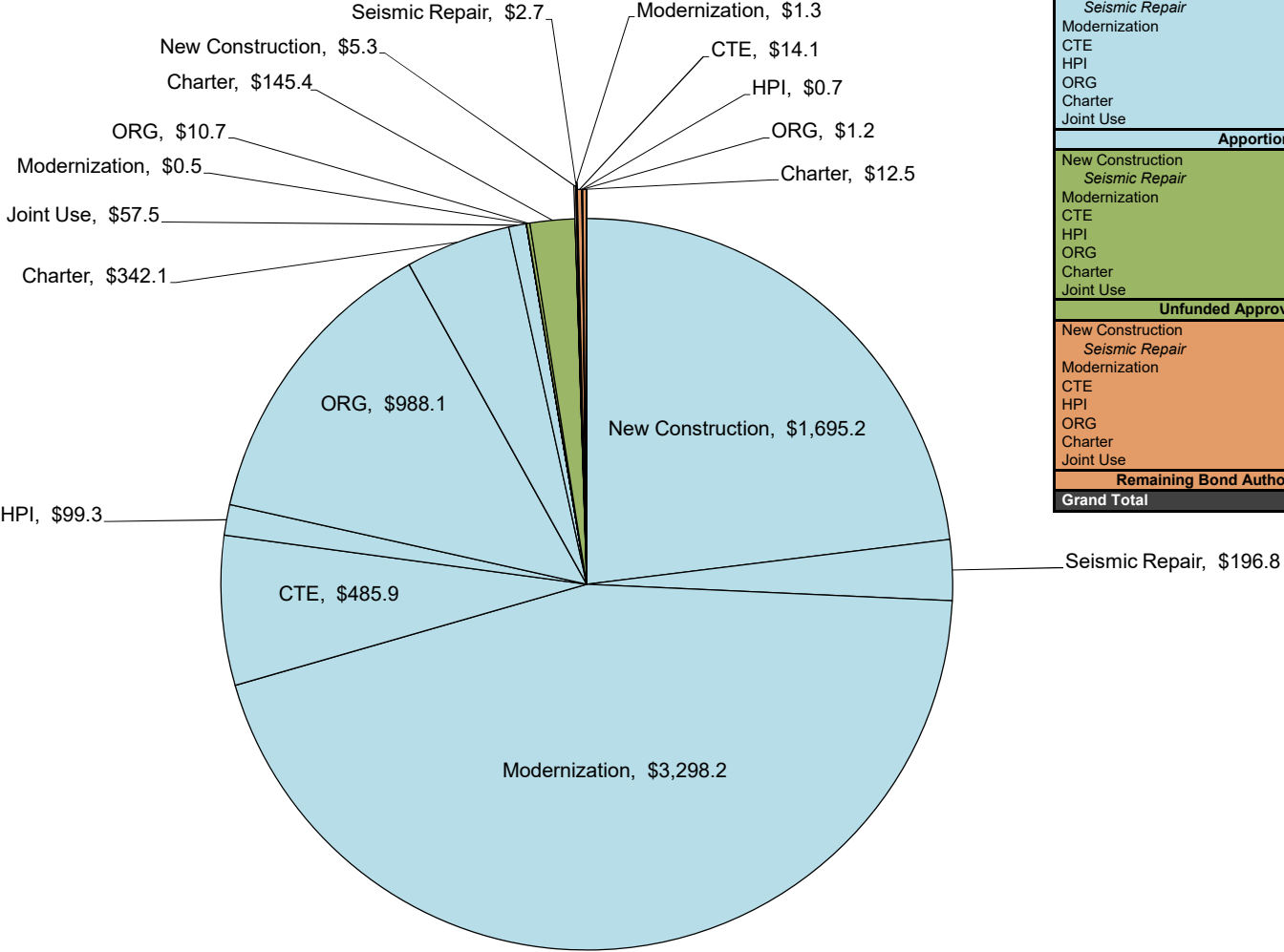
Bond Authority - \$7.000 billion

(in millions of dollars)



Proposition 51 Totals		
New Construction	\$ 1,020.5	
Modernization	\$ 588.2	
CTE	\$ 223.3	
Charter	\$ 76.5	
Apportioned	\$ 1,908.5	27.3%
New Construction	\$ 454.4	
Modernization	\$ 312.7	
CTE	\$ 18.4	
Charter	\$ 420.5	
Unfunded Approvals	\$ 1,206.0	17.2%
New Construction	\$ 1,525.1	
Modernization	\$ 2,099.1	
CTE	\$ 258.3	
Charter	\$ 3.0	
Remaining Bond Authority	\$ 3,885.5	55.5%
Grand Total	\$ 7,000	100.0%

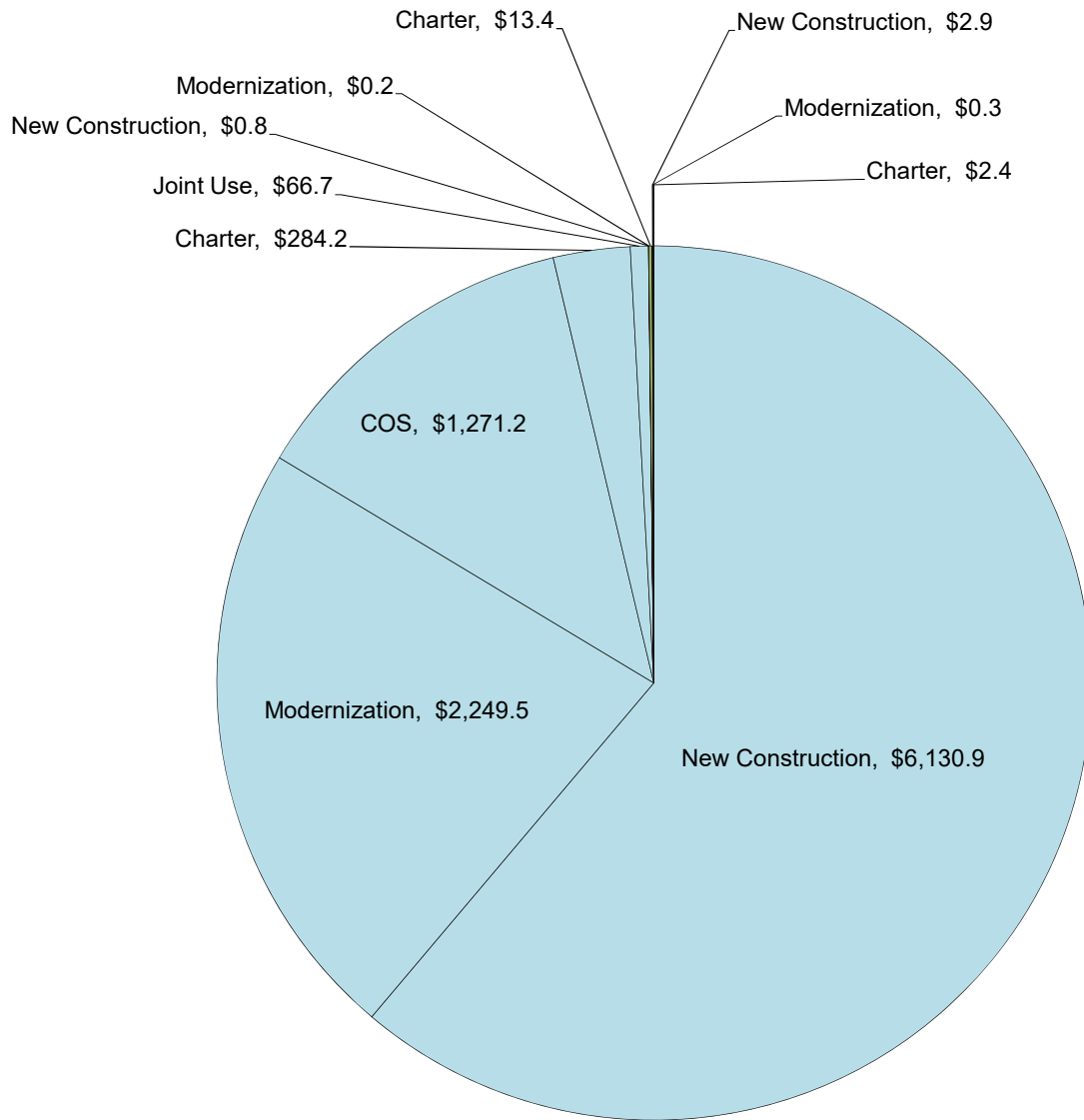
Proposition 1D Bond Authority - \$7.358 billion (in millions of dollars)



Proposition 1D Totals		
New Construction	\$ 1,695.2	
<i>Seismic Repair</i>	\$ 196.8	
Modernization	\$ 3,298.2	
CTE	\$ 485.9	
HPI	\$ 99.3	
ORG	\$ 988.1	
Charter	\$ 342.1	
Joint Use	\$ 57.5	
Apportioned	\$ 7,163.1	97.4%
New Construction	\$ -	
<i>Seismic Repair</i>	\$ -	
Modernization	\$ 0.5	
CTE	\$ -	
HPI	\$ -	
ORG	\$ 10.7	
Charter	\$ 145.4	
Joint Use	\$ -	
Unfunded Approvals	\$ 156.6	2.1%
New Construction	\$ 5.3	
<i>Seismic Repair</i>	\$ 2.7	
Modernization	\$ 1.3	
CTE	\$ 14.1	
HPI	\$ 0.7	
ORG	\$ 1.2	
Charter	\$ 12.5	
Joint Use	\$ -	
Remaining Bond Authority	\$ 37.8	0.5%
Grand Total	\$ 7,358	100.0%

Proposition 55 Bond Authority - \$10.023 billion

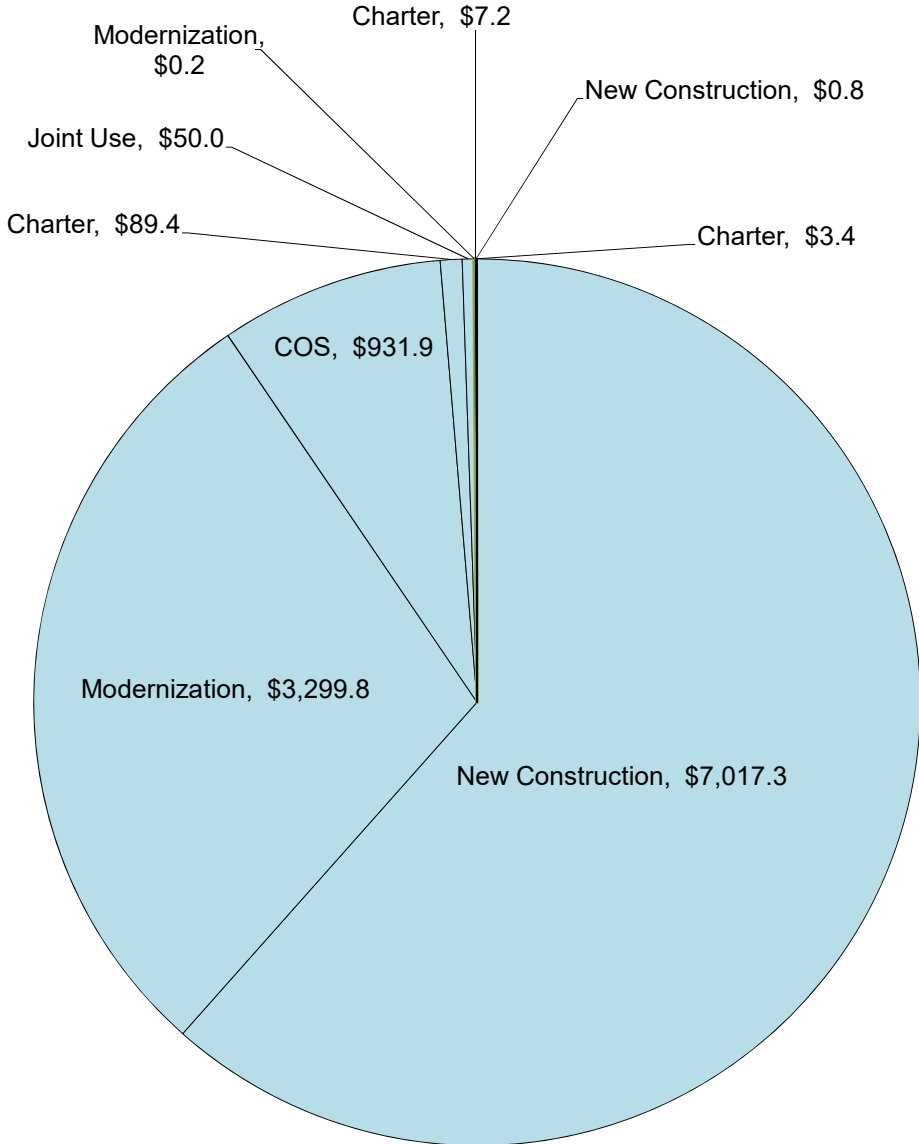
(in millions of dollars)



Proposition 55 Totals		
New Construction	\$ 6,130.9	
Modernization	\$ 2,249.5	
COS	\$ 1,271.2	
Charter	\$ 284.2	
Joint Use	\$ 66.7	
Apportioned	\$ 10,002.5	99.8%
New Construction	\$ 0.8	
Modernization	\$ 0.2	
COS	\$ -	
Charter	\$ 13.4	
Joint Use	\$ -	
Unfunded Approvals	\$ 14.4	0.1%
New Construction	\$ 2.9	
Modernization	\$ 0.3	
COS	\$ -	
Charter	\$ 2.4	
Joint Use	\$ -	
Remaining Bond Authority	\$ 5.6	0.1%
Grand Total	\$ 10,023	100.0%

Proposition 47 Bond Authority - \$11.400 billion

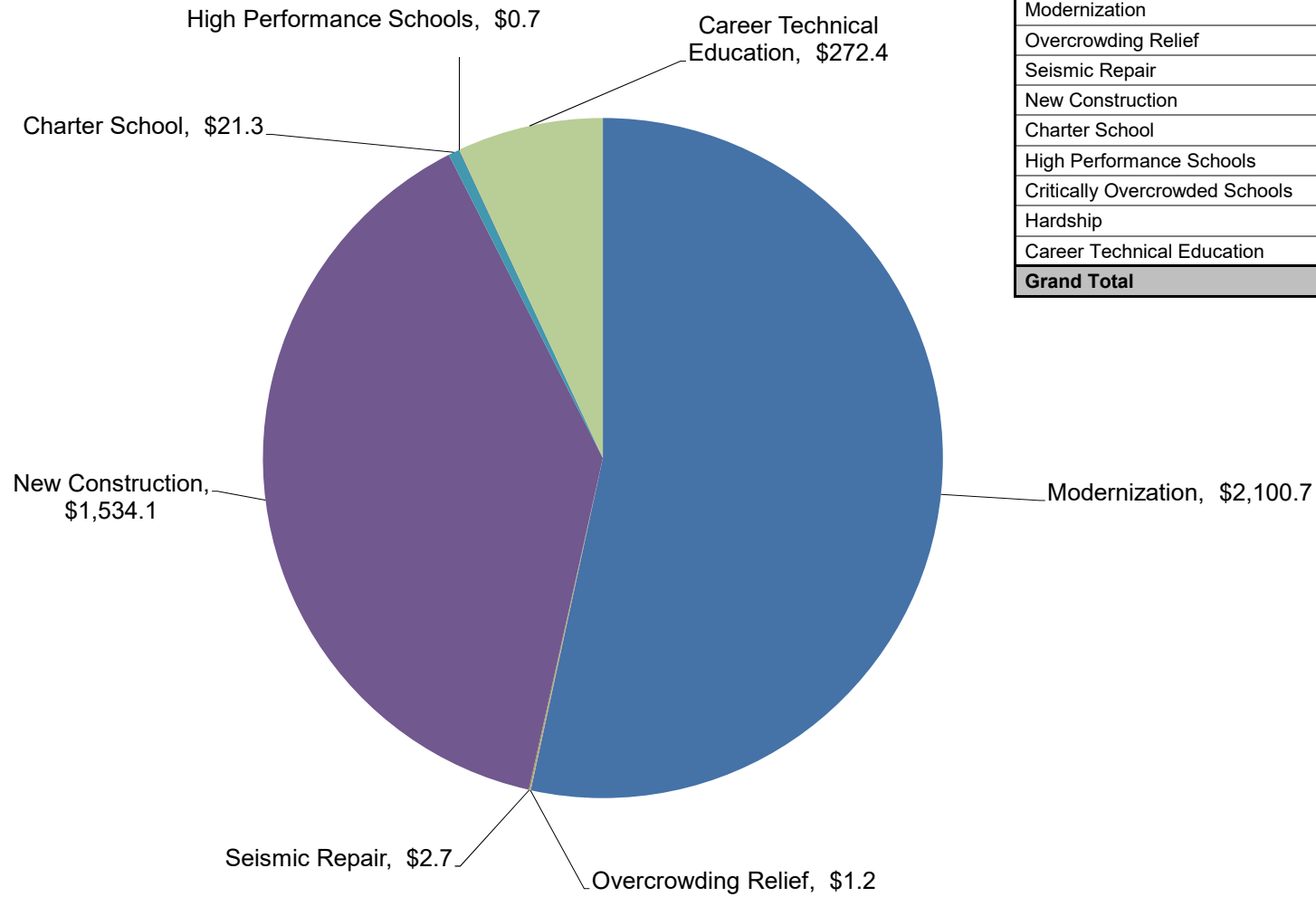
(in millions of dollars)



Proposition 47 Totals		
New Construction	\$ 7,017.3	
Modernization	\$ 3,299.8	
COS	\$ 931.9	
Charter	\$ 89.4	
Joint Use	\$ 50.0	
Apportioned	\$ 11,388.4	99.9%
New Construction	\$ -	
Modernization	\$ 0.2	
COS	\$ -	
Charter	\$ 7.2	
Joint Use	\$ -	
Unfunded Approvals	\$ 7.4	0.1%
New Construction	\$ 0.8	
Modernization	\$ -	
COS	\$ -	
Charter	\$ 3.4	
Joint Use	\$ -	
Remaining Bond Authority	\$ 4.2	0.0%
Grand Total	\$ 11,400	100.0%

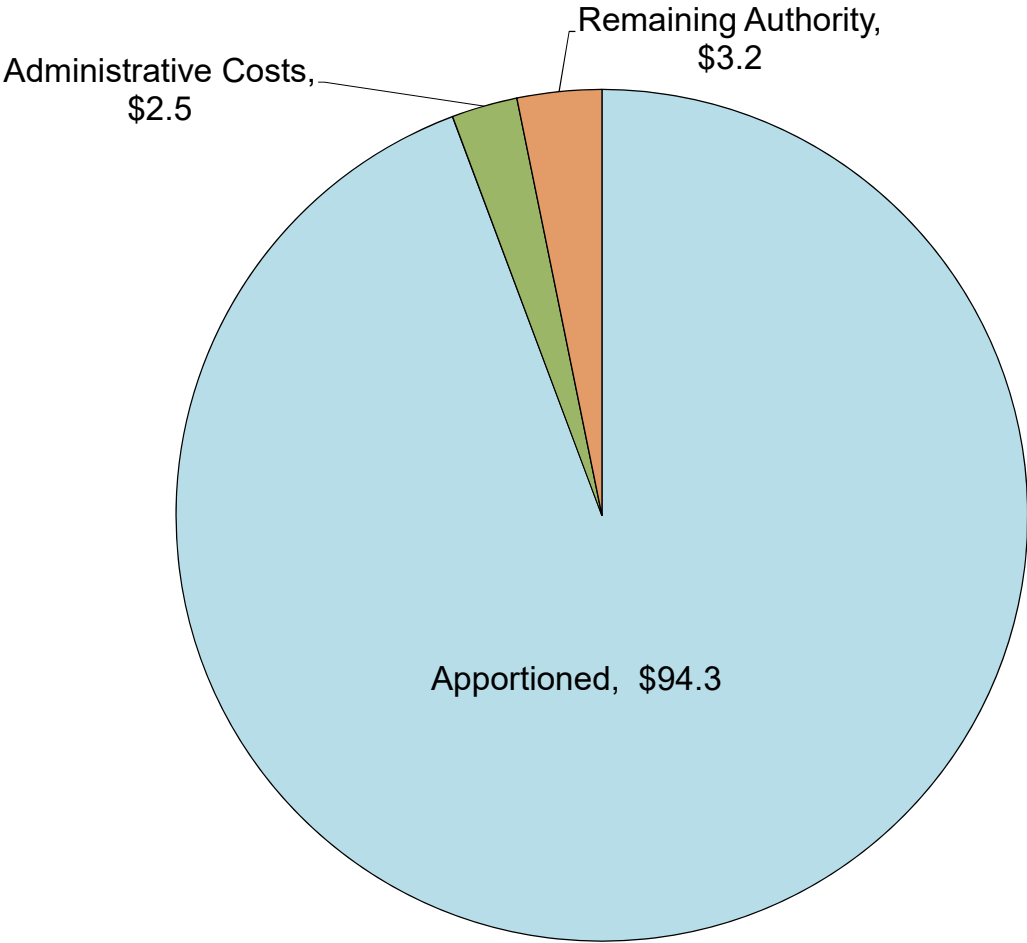
Remaining Bond Authority - \$3,933.1 million

(by program, in millions)
As of January 22, 2020 SAB

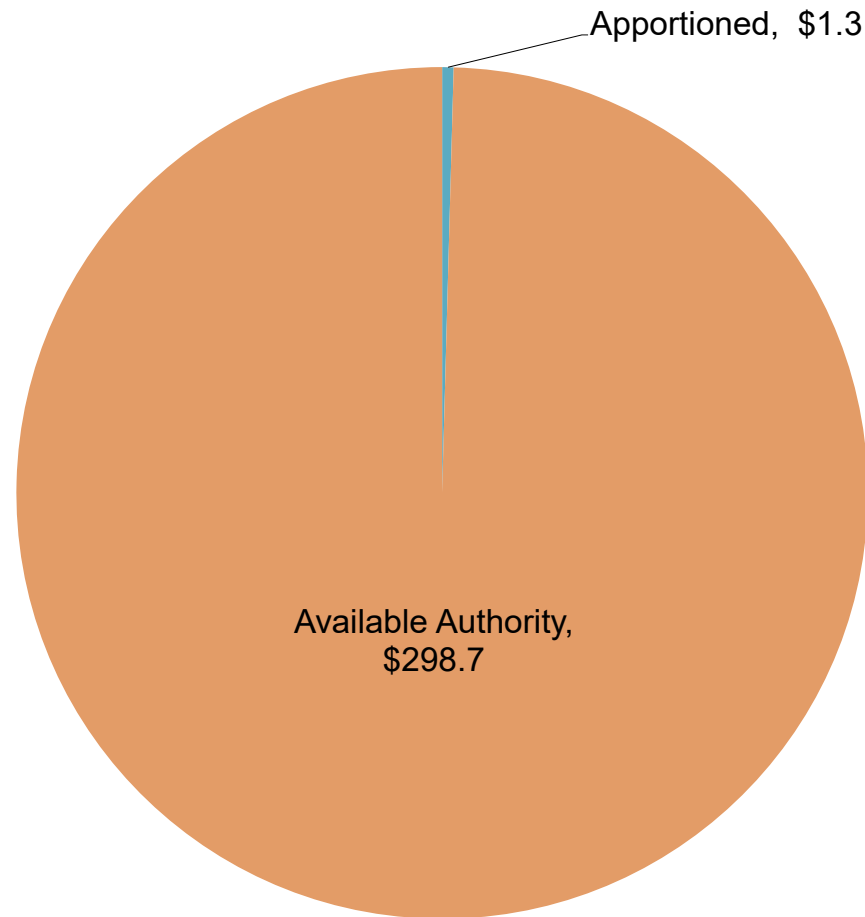


Remaining Bond Authority (in millions)	
Modernization	\$ 2,100.7
Overcrowding Relief	\$ 1.2
Seismic Repair	\$ 2.7
New Construction	\$ 1,534.1
Charter School	\$ 21.3
High Performance Schools	\$ 0.7
Critically Overcrowded Schools	\$ -
Hardship	\$ -
Career Technical Education	\$ 272.4
Grand Total	\$ 3,933.1

Full-Day Kindergarten Facilities Grant Program (FDKFGP)
FY 2018/2019
Authority - \$100 million

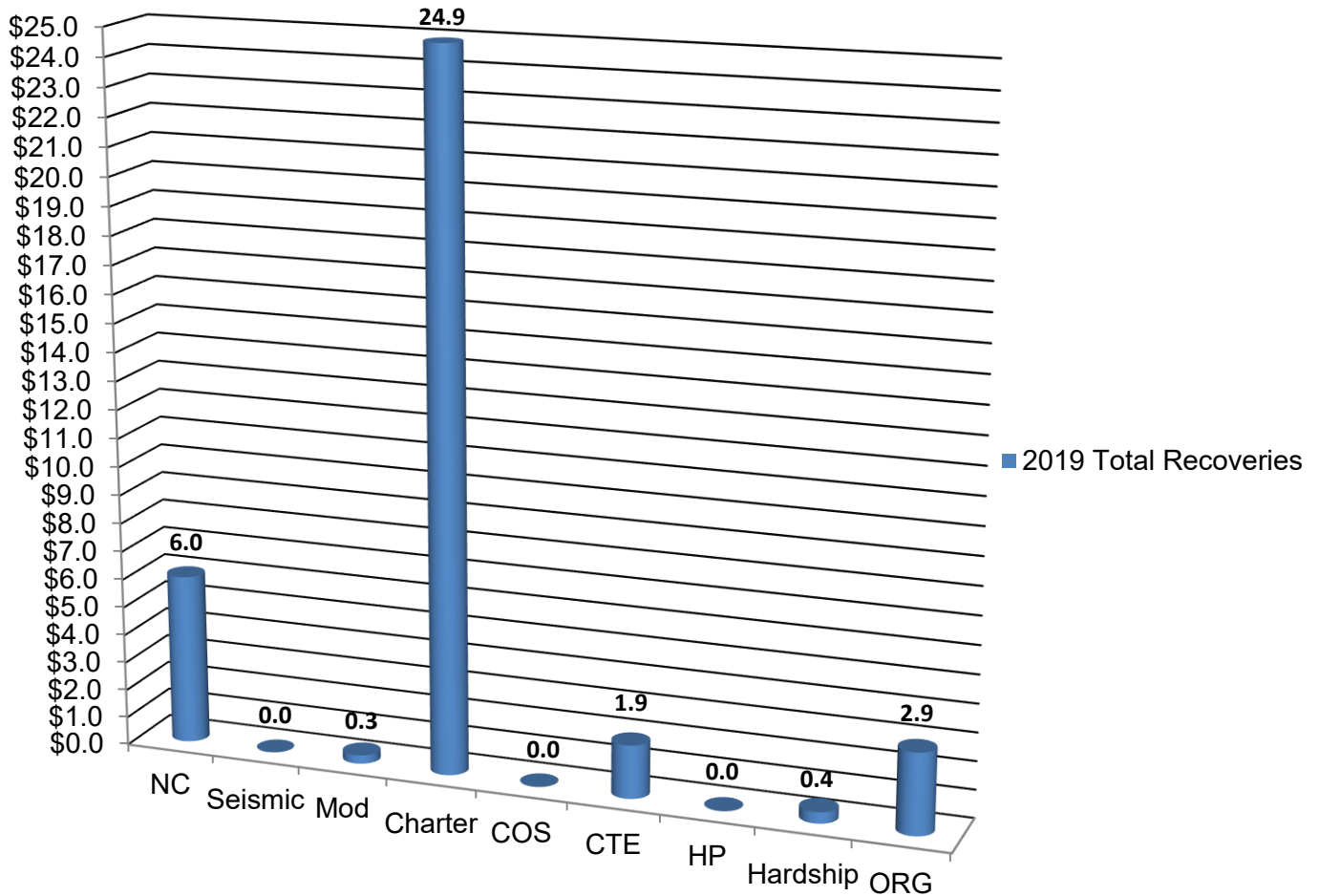


Full-Day Kindergarten Facilities Grant Program (FDKFGP)
FY 2019/2020
Authority - \$300 million



Fund Recoveries* – 2019

(Totals represented in millions of dollars)



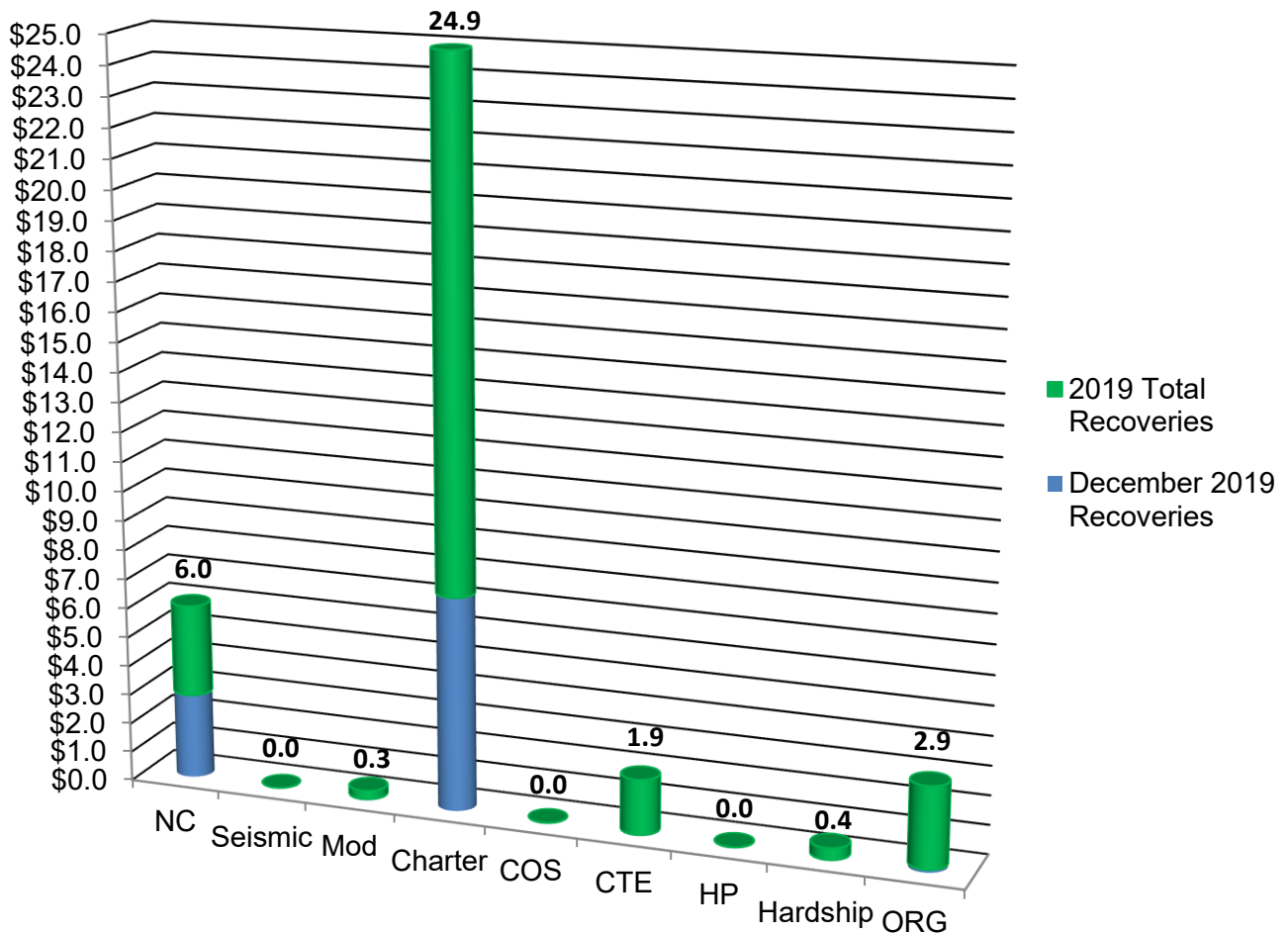
	2019 Totals**
NC	\$6,027,076
<i>Seismic</i>	\$0
Modernization	\$276,518
Charter	\$24,859,238
COS	\$31,739
CTE	\$1,896,615
HP	\$0
Hardship	\$368,398
ORG	\$2,931,768
Total	\$36,391,352

*Includes bond proceeds returned (authority may not be available) to the program through reductions to cost incurred, close-outs, loan repayments, rescissions and special education local plan area transfers.

** 2019 Totals does not reflect any reallocation of authority. For current availability of bond authority, see Status of Funds.

Fund Recoveries* – as of December 09, 2019 SAB

(Totals represented in millions of dollars)



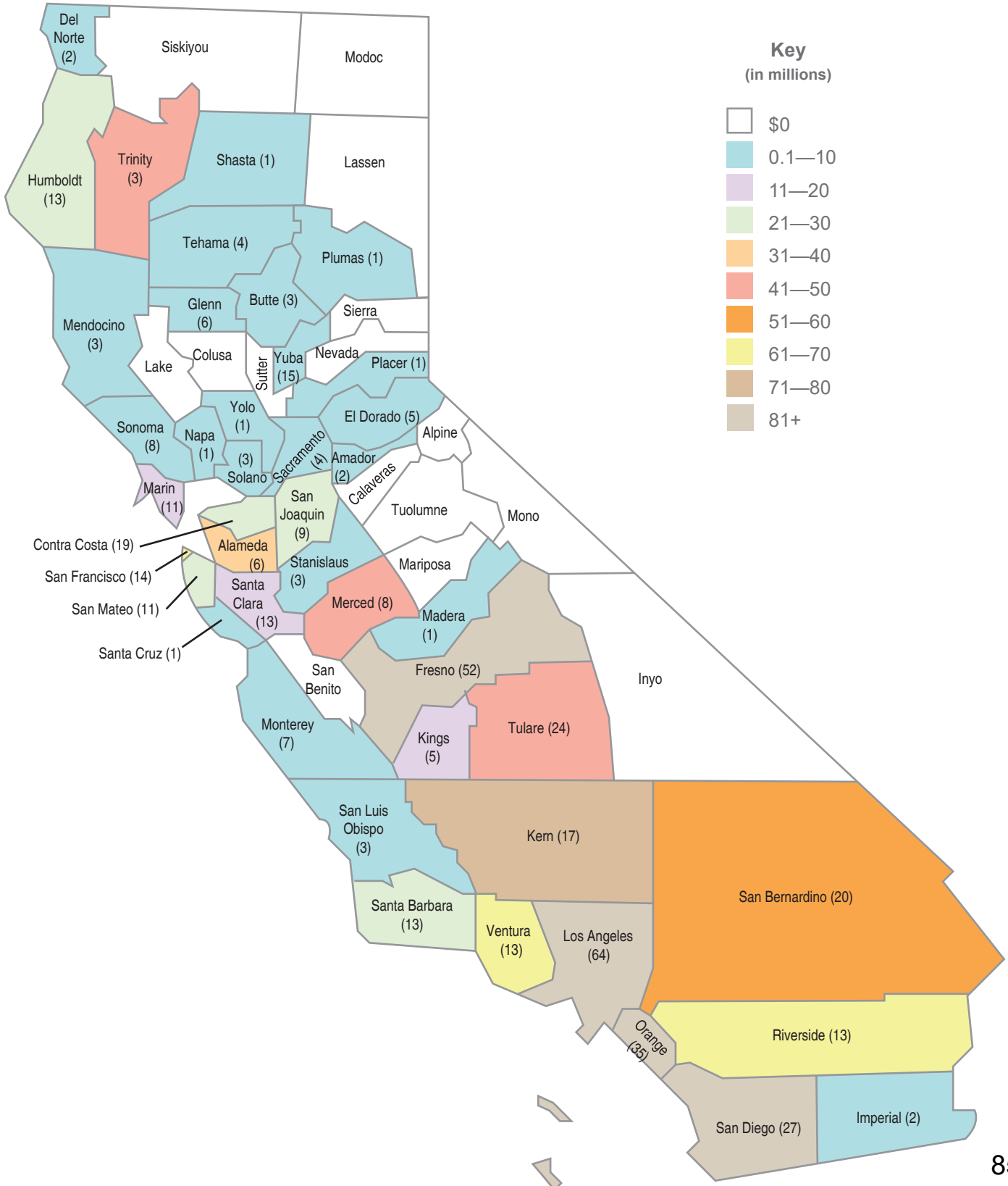
December 2019	1A	47	55	1D	51	December Totals	2019 Totals**
NC	\$0	\$0	\$490,476	\$2,386,573	\$0	\$2,877,049	\$6,027,076
Seismic	\$0	\$0	\$0	\$0	\$0	\$0	\$0
Modernization	\$0	\$0	\$0	\$0	\$0	\$0	\$276,518
Charter	\$0	\$1,332,512	\$176,907	\$5,742,832	\$0	\$7,252,251	\$24,859,238
COS	\$0	\$0	\$0	\$0	\$0	\$0	\$31,739
CTE	\$0	\$0	\$0	\$0	\$0	\$0	\$1,896,615
HP	\$0	\$0	\$0	\$0	\$0	\$0	\$0
Hardship	\$0	\$0	\$0	\$0	\$0	\$0	\$368,398
ORG	\$0	\$0	\$0	\$90,398	\$0	\$90,398	\$2,931,768
Total						\$10,219,698	\$36,391,352

*Includes bond proceeds returned (authority may not be available) to the program through reductions to cost incurred, close-outs, loan repayments, rescissions and special education local plan area transfers.

** 2019 Totals does not reflect any reallocation of authority. For current availability of bond authority, see Status of Funds.

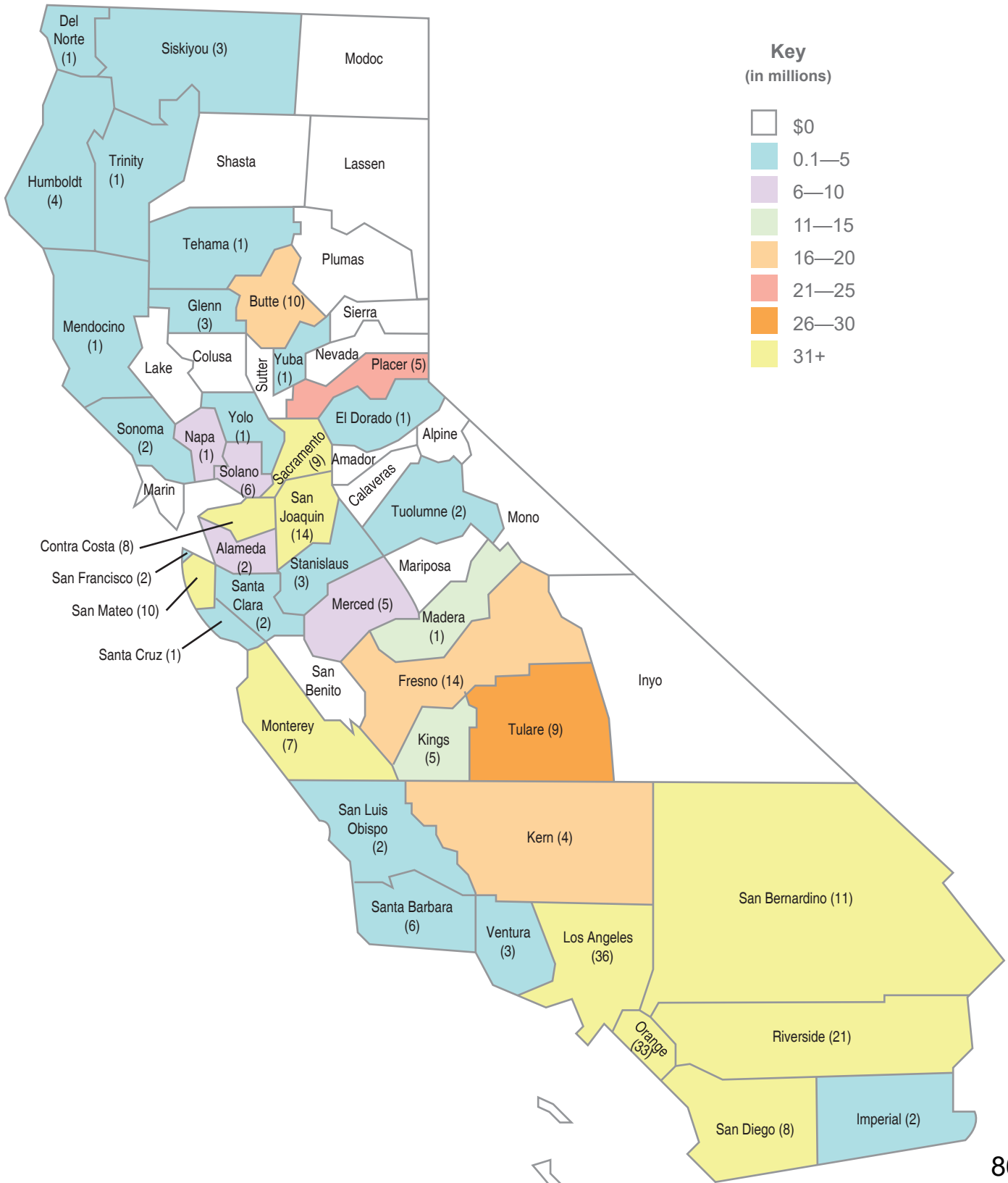
School Facility Program Proposition 51 Apportionments by County

The graphic below displays the amount Apportioned (\$1,539.6 million) for 467 School Facility Program projects from 188 school districts as of December 31, 2019. The data includes only bond authority provided by Proposition 51 approved by voters in November 2016.



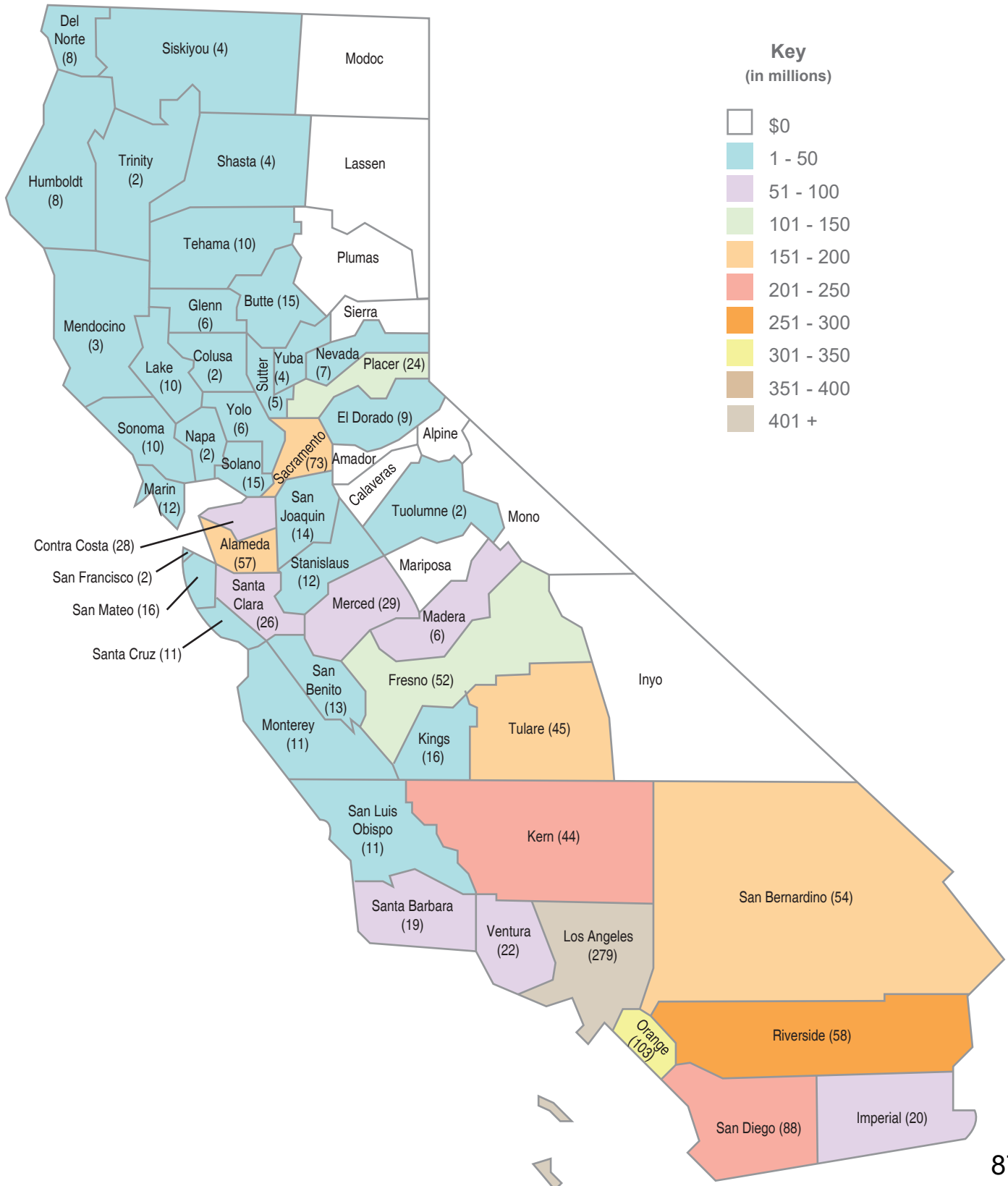
School Facility Program Proposition 51 Unfunded Approvals by County

The graphic below displays the amount of Unfunded Approvals (\$766.7 million) for 259 School Facility Program projects from 122 school districts as of December 31, 2019. The data includes only bond authority provided by Proposition 51 approved by voters in November 2016.



School Facility Program Proposition 51 Current Workload by County

The graphic below displays the Office of Public School Construction's Workload List for New Construction and Modernization (\$3,777.4 million) for 1,278 School Facility Program projects from 329 school districts as of December 31, 2019. The projects are anticipated to be allocated from bond authority provided by Proposition 51 approved by voters in November 2016.



Proposition 51 Distribution

As of 12/31/2019

County	<u>Apportioned</u> Project Count	<u>Apportioned</u> Dollar Amount	<u>Unfunded</u> Project Count	<u>Unfunded</u> Dollar Amount	<u>Workload</u> Project Count	<u>Workload</u> Dollar Amount
Alameda	6	\$35,030,426.00	2	\$9,856,580.00	57	\$199,781,622.01
Alpine	0	\$0.00	0	\$0.00	0	\$0.00
Amador	2	\$5,892,241.00	0	\$0.00	0	\$0.00
Butte	3	\$8,964,544.00	10	\$19,029,637.00	15	\$21,034,566.60
Calaveras	0	\$0.00	0	\$0.00	0	\$0.00
Colusa	0	\$0.00	0	\$0.00	2	\$3,251,881.80
Contra Costa	19	\$25,428,992.56	8	\$35,973,531.00	28	\$69,478,135.20
Del Norte	2	\$520,227.00	1	\$212,901.60	8	\$3,274,037.55
El Dorado	5	\$4,657,914.00	1	\$183,374.00	9	\$19,416,400.00
Fresno	52	\$180,128,113.45	14	\$18,754,807.00	52	\$130,221,942.25
Glenn	6	\$9,624,409.00	3	\$1,909,083.00	6	\$11,211,685.80
Humboldt	13	\$27,353,669.60	4	\$4,555,182.44	8	\$7,635,402.65
Imperial	2	\$2,293,257.00	2	\$4,674,665.00	20	\$54,450,735.85
Inyo	0	\$0.00	0	\$0.00	0	\$0.00
Kern	17	\$73,457,045.27	4	\$18,812,254.00	44	\$207,208,812.65
Kings	5	\$12,629,156.00	5	\$11,935,846.00	16	\$25,334,413.45
Lake	0	\$0.00	0	\$0.00	10	\$12,212,485.00
Lassen	0	\$0.00	0	\$0.00	0	\$0.00
Los Angeles	64	\$157,229,491.11	36	\$96,844,886.00	279	\$752,441,132.40
Madera	1	\$41,985.00	1	\$12,988,244.00	6	\$54,237,641.70
Marin	11	\$16,937,115.00	0	\$0.00	12	\$18,206,727.40
Mariposa	0	\$0.00	0	\$0.00	0	\$0.00
Mendocino	3	\$939,142.00	1	\$1,801,010.00	3	\$4,370,414.40
Merced	8	\$41,965,085.00	5	\$10,764,091.00	29	\$54,844,398.85
Modoc	0	\$0.00	0	\$0.00	0	\$0.00
Mono	0	\$0.00	0	\$0.00	0	\$0.00
Monterey	7	\$10,639,242.47	7	\$42,887,358.00	11	\$39,165,675.80
Napa	1	\$442,693.00	1	\$8,546,627.00	2	\$1,346,472.00
Nevada	0	\$0.00	0	\$0.00	7	\$6,996,559.95
Orange	35	\$290,969,262.56	33	\$100,173,586.00	103	\$345,148,069.40
Placer	1	\$822,519.00	5	\$22,587,238.00	24	\$121,796,367.55
Plumas	1	\$526,164.00	0	\$0.00	0	\$0.00
Riverside	13	\$67,657,063.00	21	\$41,112,470.00	58	\$277,329,076.80
Sacramento	4	\$8,227,886.00	9	\$45,883,737.96	73	\$180,113,317.60
San Benito	0	\$0.00	0	\$0.00	13	\$48,972,828.20
San Bernardino	20	\$60,403,771.00	11	\$48,736,858.66	54	\$155,379,272.70
San Diego	27	\$147,844,652.88	8	\$59,183,284.00	88	\$246,700,631.30
San Francisco	14	\$64,008,300.00	2	\$3,510,569.11	2	\$3,171,961.20
San Joaquin	9	\$30,044,692.00	14	\$49,373,572.00	14	\$44,576,593.65
San Luis Obispo	3	\$4,696,221.00	2	\$526,601.32	11	\$26,748,043.20
San Mateo	11	\$23,345,359.00	10	\$32,848,960.00	16	\$41,843,278.40
Santa Barbara	13	\$23,809,730.50	6	\$5,319,722.00	19	\$87,385,104.00
Santa Clara	13	\$19,846,588.00	2	\$2,724,739.41	26	\$55,429,527.40

Proposition 51 Distribution

As of 12/31/2019

County	<u>Apportioned</u> Project Count	<u>Apportioned</u> Dollar Amount	<u>Unfunded</u> Project Count	<u>Unfunded</u> Dollar Amount	<u>Workload</u> Project Count	<u>Workload</u> Dollar Amount
Santa Cruz	1	\$308,740.00	1	\$204,498.00	11	\$16,395,547.80
Shasta	1	\$451,339.00	0	\$0.00	4	\$4,965,296.20
Sierra	0	\$0.00	0	\$0.00	0	\$0.00
Siskiyou	0	\$0.00	3	\$3,182,195.00	5	\$4,278,755.65
Solano	3	\$2,404,885.00	6	\$10,942,617.00	15	\$33,894,180.80
Sonoma	8	\$8,593,499.00	2	\$2,637,069.00	10	\$17,242,514.80
Stanislaus	3	\$6,107,998.00	3	\$4,953,096.00	12	\$17,477,588.10
Sutter	0	\$0.00	0	\$0.00	5	\$24,376,064.80
Tehama	4	\$6,813,808.29	0	\$0.00	10	\$20,643,767.75
Trinity	3	\$47,133,074.00	1	\$50,508.60	2	\$5,529,512.00
Tulare	24	\$45,312,520.00	9	\$26,739,006.40	45	\$197,287,556.10
Tuolumne	0	\$0.00	2	\$3,571,831.00	2	\$3,822,481.20
Ventura	13	\$63,199,798.00	3	\$1,958,642.00	22	\$85,931,658.20
Yolo	1	\$1,053,910.00	1	\$766,343.00	6	\$10,417,233.20
Yuba	15	\$1,861,917.00	0	\$0.00	4	\$4,374,651.20
Total	467	\$1,539,618,445.69	259	\$766,717,221.50	1,278	\$3,777,352,022.51

School Facility Program Bond Authority from Proposition 51

(in millions of dollars, as of December 31, 2019)

New Construction

Legend

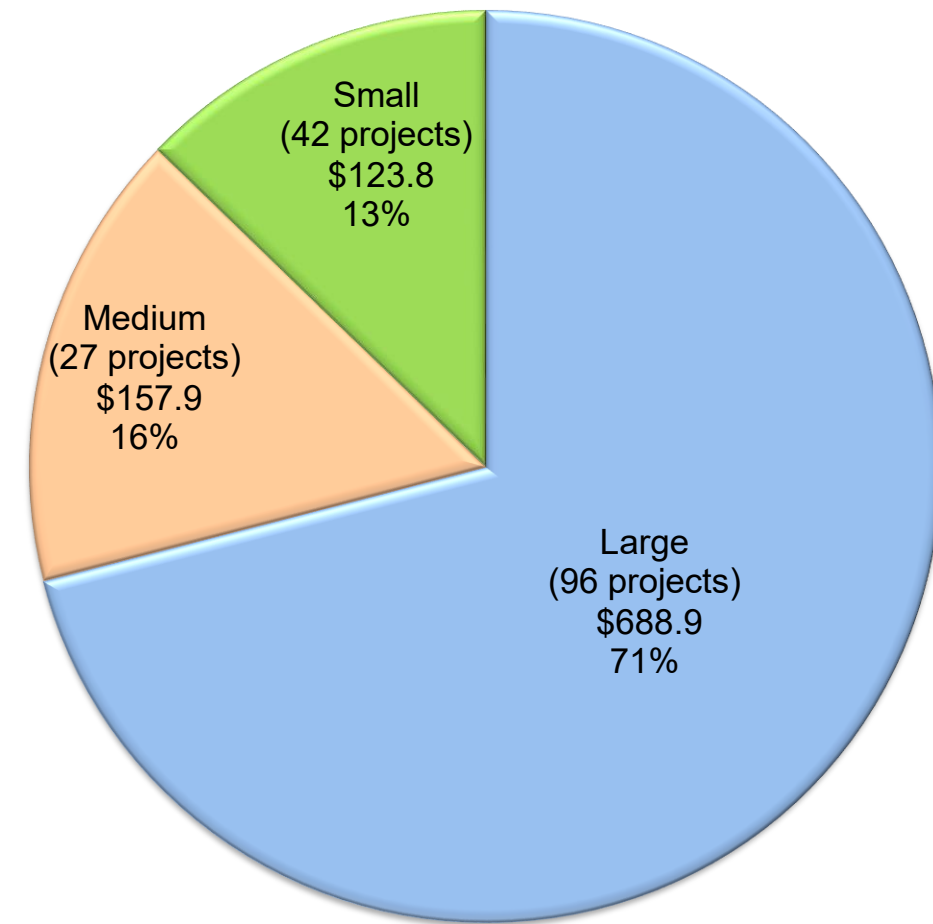
Small School Districts – ADA < 2,500 pupils

Medium School Districts – ADA > 2,500 pupils < 10,000 pupils

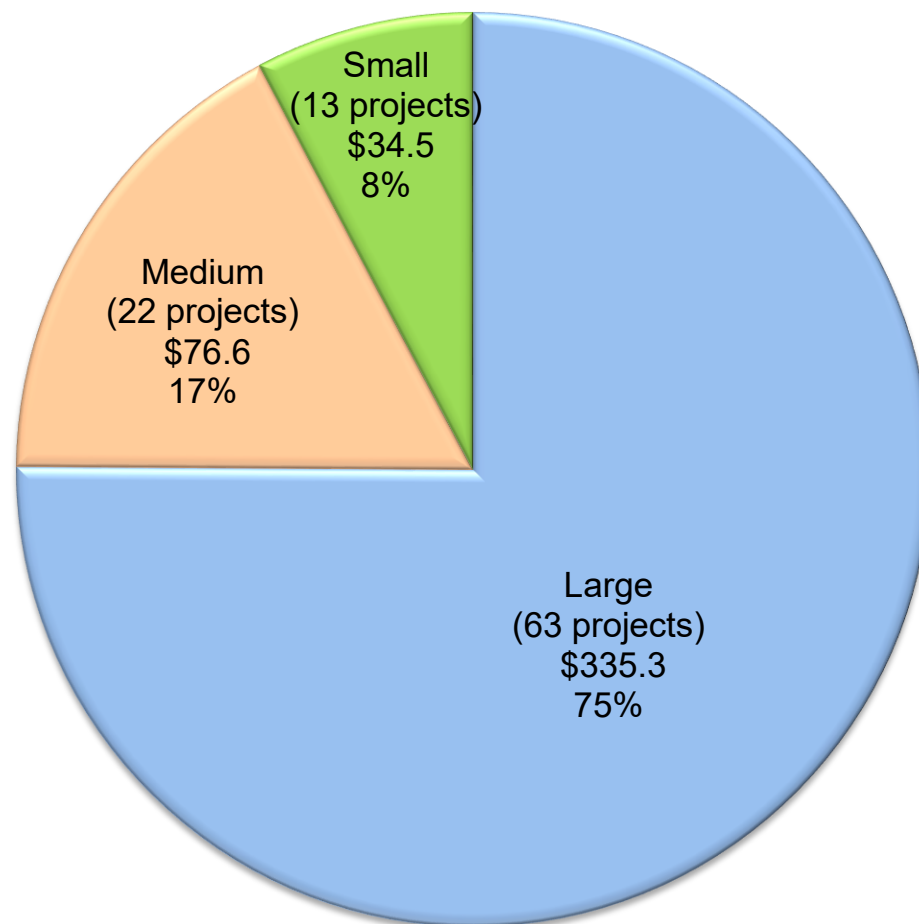
Large School Districts – ADA > 10,000 pupils

District Size (based on 2018/19 Enrollment)
 (# of projects)
 (in millions)

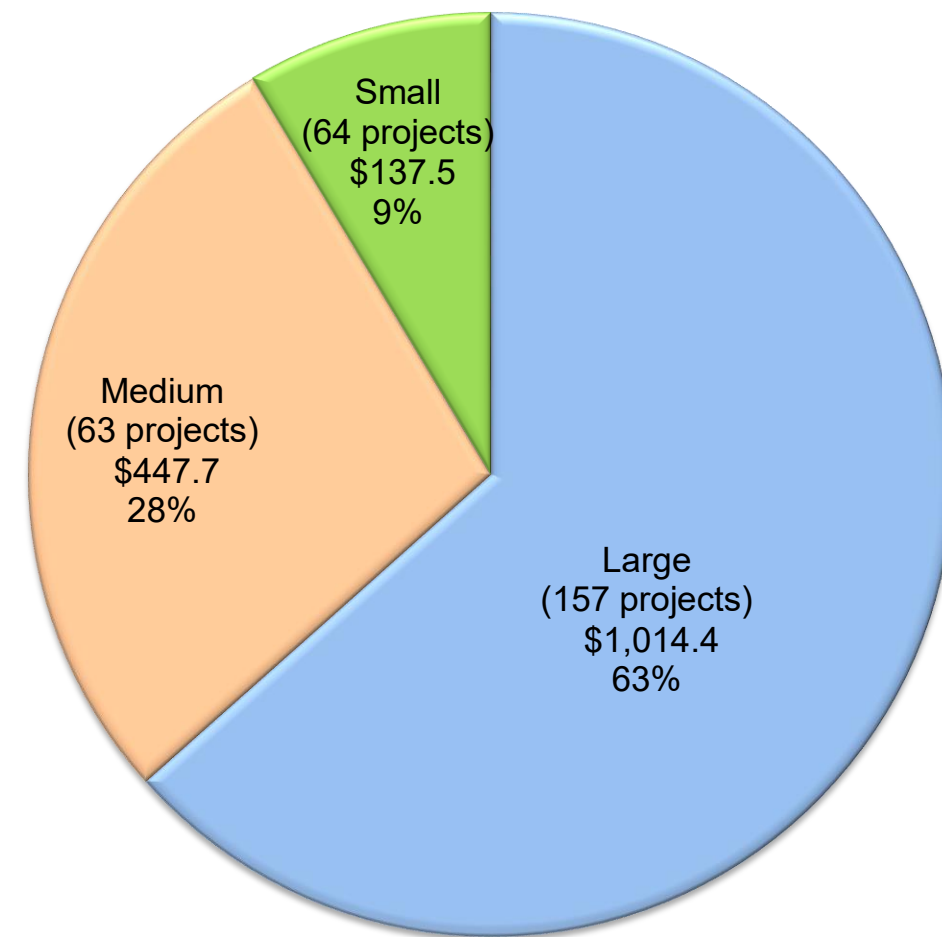
APPORTIONED



UNFUNDED



CURRENT WORKLOAD



School Facility Program Bond Authority from Proposition 51

(in millions of dollars, as of December 31, 2019)

Modernization

Legend

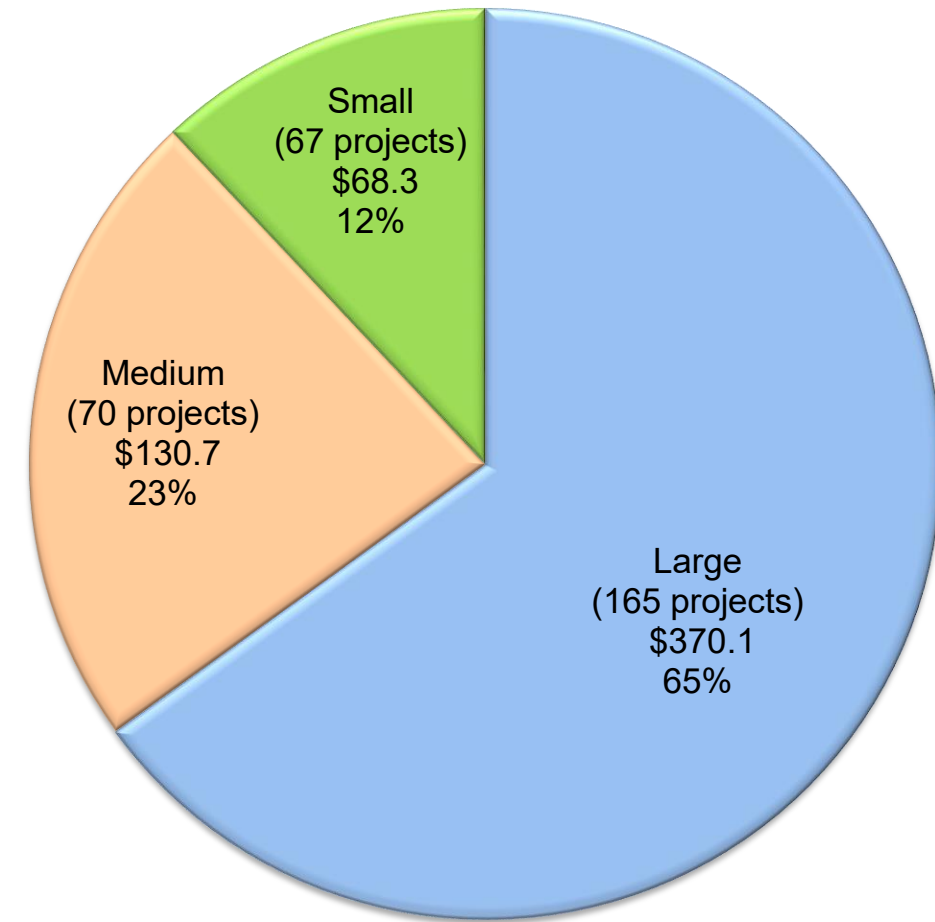
Small School Districts – ADA < 2,500 pupils

Medium School Districts – ADA > 2,500 pupils < 10,000 pupils

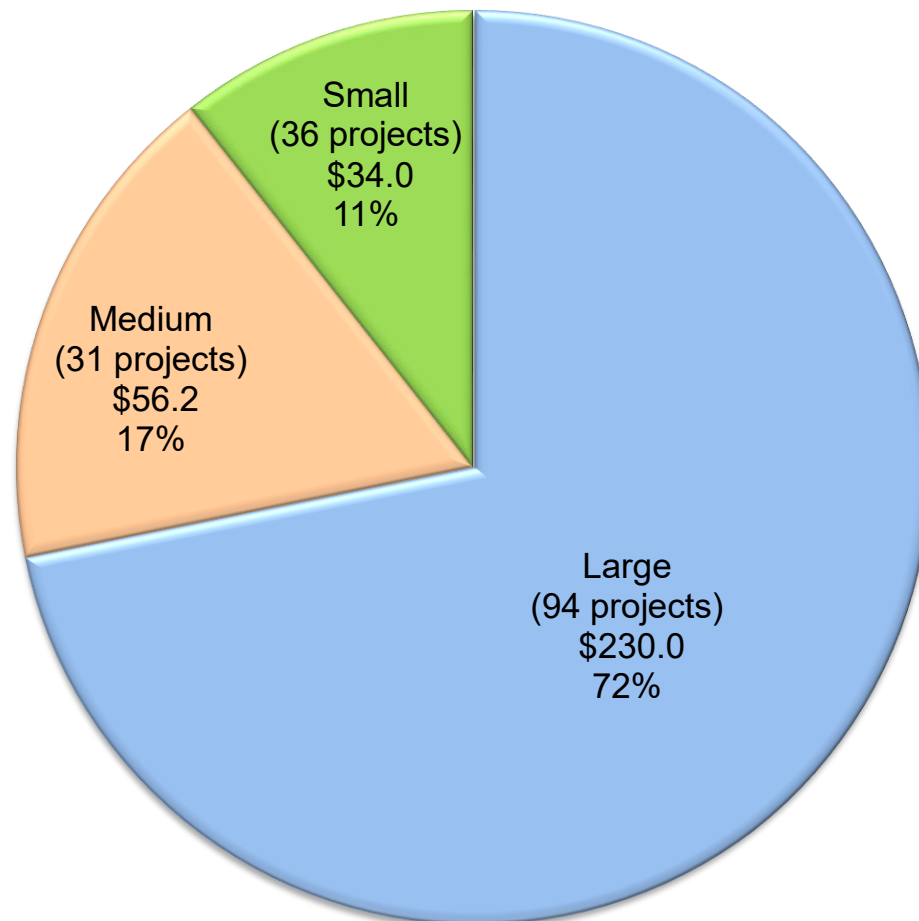
Large School Districts – ADA > 10,000 pupils

District Size (based on 2018/19 Enrollment)
 (# of projects)
 (in millions)

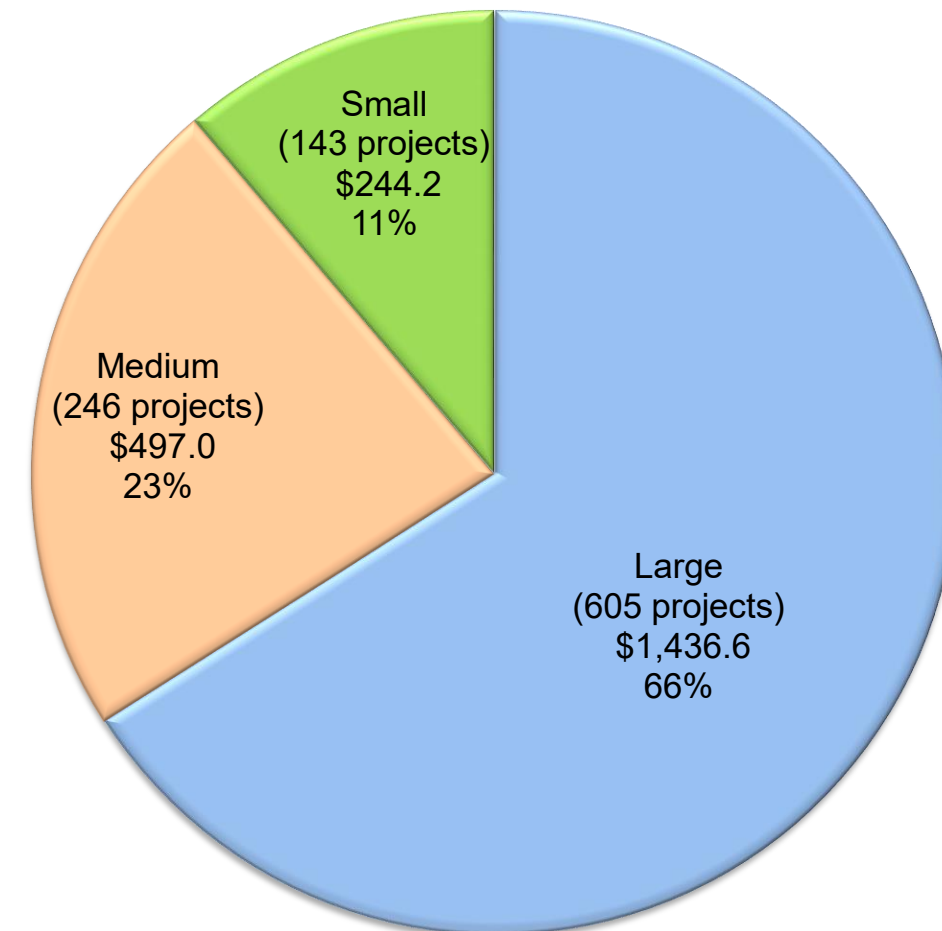
APPORTIONED



UNFUNDED



CURRENT WORKLOAD



Unique School Districts (USD) Receiving Proposition 51 Funds

(As of December 31, 2019)

New Construction

2018/19 Enrollment

	School Districts Statewide		
	#	%	Enrollment
Small – ADA < 2,500 pupils	592	57%	419,625
Medium – ADA > 2,500 pupils < 10,000 pupils	267	26%	1,371,422
Large – ADA > 10,000 pupils	175	17%	4,395,231
	1,034	100%	6,186,278

AppORTIONED					
# of USD	Enrollment	\$ Amount	By Size*	Size vs.	Students***
23	21,350	\$ 123,810,740	26.1%	2.2%	0.3%
22	120,367	\$ 157,867,424	25.0%	2.1%	1.9%
43	1,657,576	\$ 688,934,082	48.9%	4.2%	26.8%
88	1,799,293	\$ 970,612,245	100.0%	8.5%	29.1%

Unfunded					
# of USD	Enrollment	\$ Amount	By Size*	Size vs.	Students***
9	6,432	\$ 34,549,394	15.3%	0.9%	0.1%
17	92,422	\$ 76,590,065	28.8%	1.6%	1.5%
33	815,950	\$ 335,329,275	55.9%	3.2%	13.2%
59	914,804	\$ 446,468,735	100.0%	5.7%	14.8%

Workload					
# of USD	Enrollment	\$ Amount	By Size*	Size vs.	Students***
44	47,435	\$ 137,480,461	29.3%	4.3%	0.8%
43	215,458	\$ 447,710,138	28.7%	4.2%	3.5%
63	2,053,857	\$ 1,014,382,407	42.0%	6.1%	33.2%
150	2,316,750	\$ 1,599,573,006	100.0%	14.5%	37.4%

Modernization

2018/19 Enrollment

	School Districts Statewide		
	#	%	Enrollment
Small – ADA < 2,500 pupils	592	57%	419,625
Medium – ADA > 2,500 pupils < 10,000 pupils	267	26%	1,371,422
Large – ADA > 10,000 pupils	175	17%	4,395,231
	1,034	100%	6,186,278

AppORTIONED					
# of USD	Enrollment	\$ Amount	By Size*	Size vs.	Students**
48	46,366	\$ 68,259,508	48.0%	4.6%	0.7%
kevin vouch	198,733	\$ 130,659,412	#VALUE!	#VALUE!	3.2%
52	2,030,497	\$ 370,087,280	52.0%	5.0%	32.8%
100	2,275,596	\$ 569,006,201	#VALUE!	9.7%	36.8%

Unfunded					
# of USD	Enrollment	\$ Amount	By Size*	Size vs.	Students**
24	15,176	\$ 33,983,866	28.6%	2.3%	0.2%
21	121,678	\$ 56,214,750	25.0%	2.0%	2.0%
39	998,469	\$ 230,049,871	46.4%	3.8%	16.1%
84	1,135,323	\$ 320,248,487	100.0%	8.1%	18.4%

Workload					
# of USD	Enrollment	\$ Amount	By Size*	Size vs.	Students**
93	94,456	\$ 244,210,379	33.9%	9.0%	1.5%
92	470,016	\$ 496,995,327	33.6%	8.9%	7.6%
89	2,925,501	\$ 1,436,573,310	32.5%	8.6%	47.3%
274	3,489,973	\$ 2,177,779,017	100.0%	26.5%	56.4%

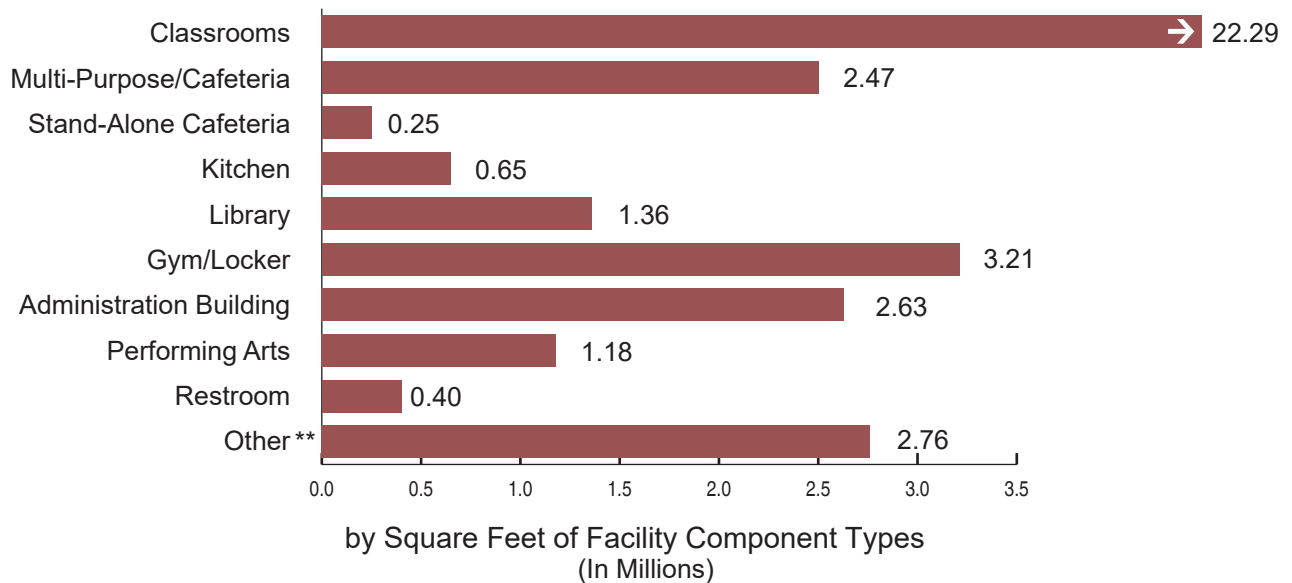
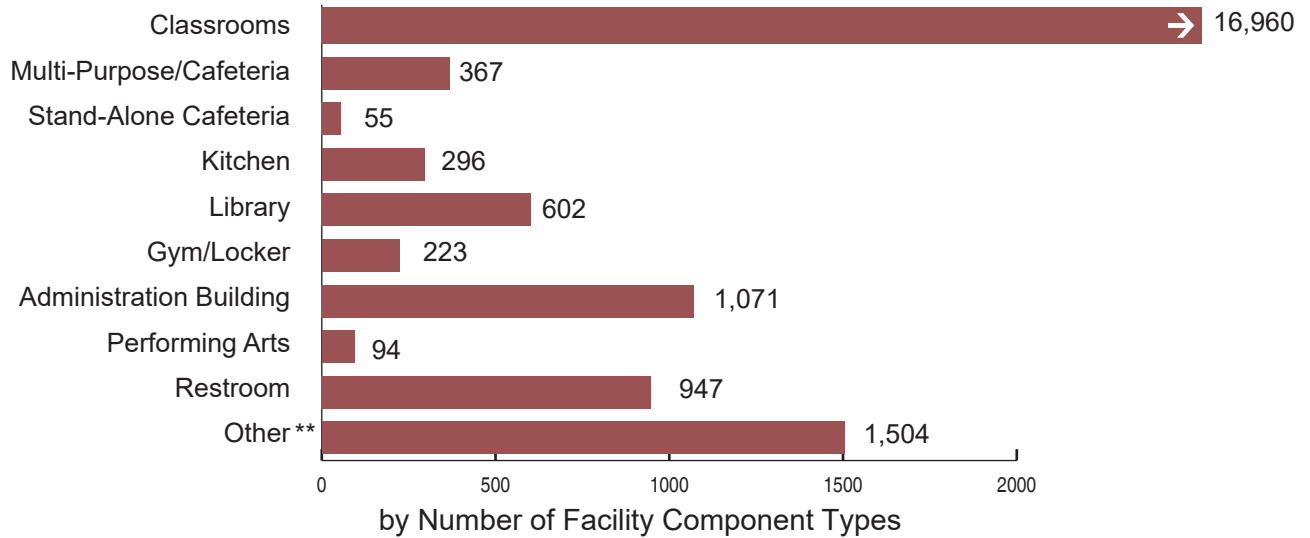
*Percentage of funding to small, medium or large school districts

** Percentage of funding to small, medium, and large school district vs. all school districts statewide

***Percentage of students statewide

School Facility Program Propositions 47, 55, 1D and 51 New Construction Projects Built Project Information Worksheet As of December 31, 2019

The graphics below detail the number of facility components types constructed, including square footages for 1,149 School Facility Program new construction projects apportioned from January 2008 to December 31, 2019 and for which a Project Information Worksheet (PIW) was submitted.*



Average Square Feet Per Facility	Classrooms	Gym/Locker
	1,314	14,397
	Multi-Purpose/Cafeteria 6,721	Administration Building 2,455
	Stand-Alone Cafeteria 4,604	Performing Arts 12,604
	Kitchen 2,199	Restroom 423
	Library 2,267	Other** 1,837

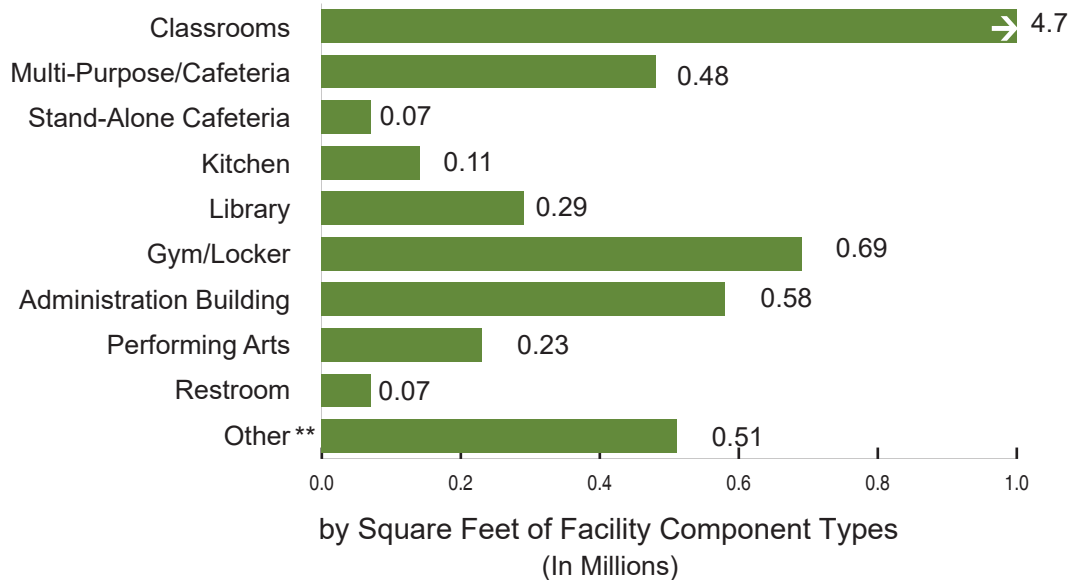
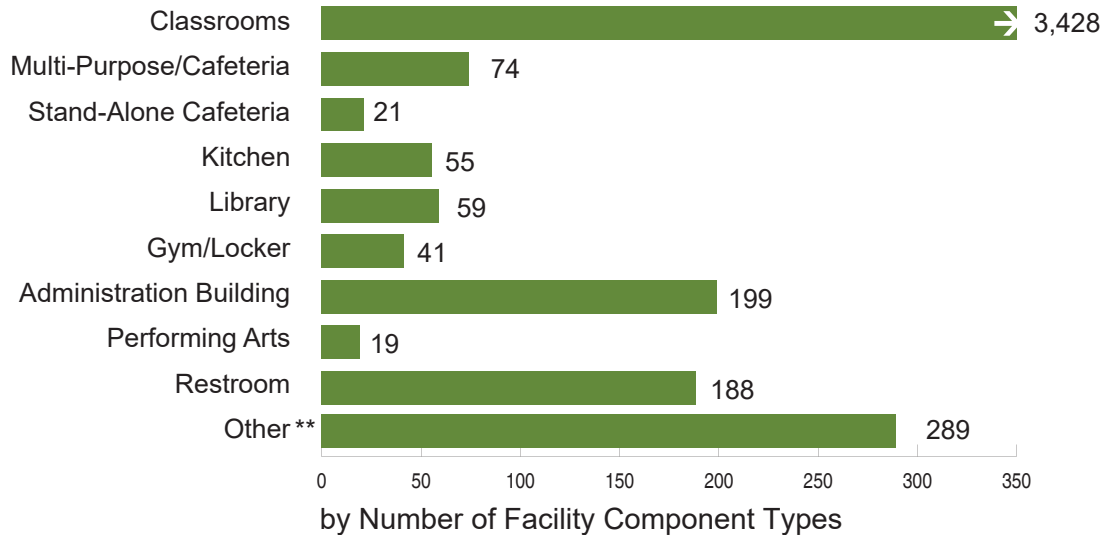
* The submittal of a PIW is required at three times for a new construction project: 1) the full grant fund release; 2) the first annual expenditure report (one year following the fund release); and 3) the final expenditure report (when the project is deemed complete). This graphic does not include any apportioned project for which a fund release was not submitted when the data was compiled. The data includes the state apportionment, district match, any additional district funding, and excludes site acquisition amounts.

** Other includes (but is not limited to) facilities such as staff rooms, conference rooms, and resource rooms.

School Facility Program Proposition 47 New Construction Projects Built

Project Information Worksheet
As of December 31, 2019

The graphics below detail the number of facility components types constructed, including square footages for 209 School Facility Program new construction projects apportioned from January 2008 to December 31, 2019 and for which a Project Information Worksheet (PIW) was submitted*.



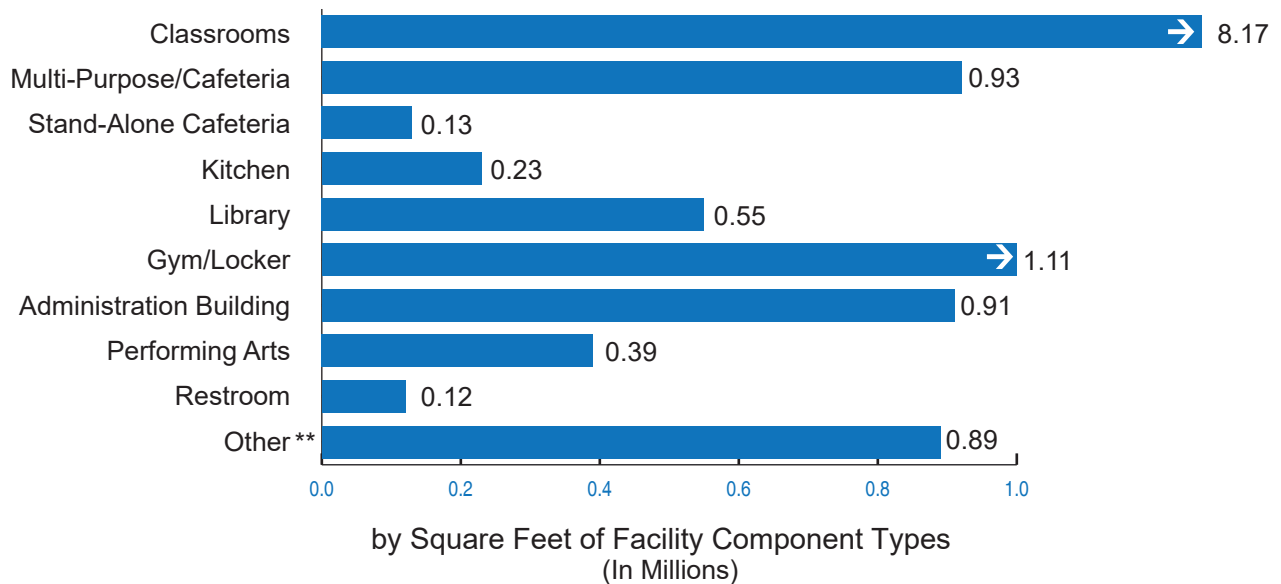
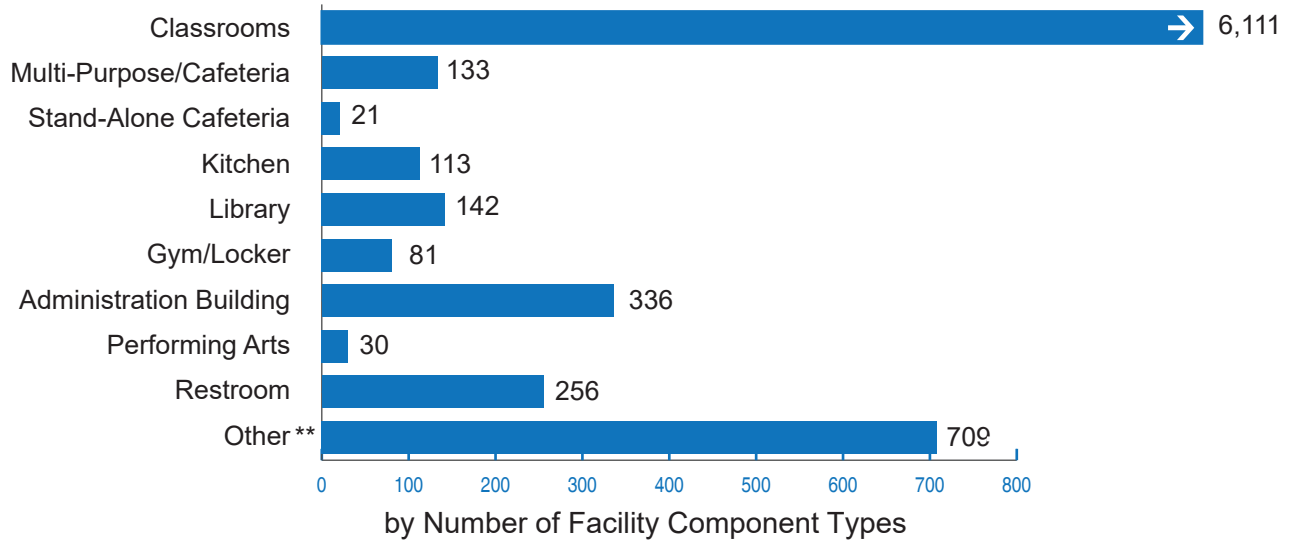
Average Square Feet Per Facility	Average Square Feet Per Facility		
	Component Type	Square Feet	
Classrooms	1,367	Gym/Locker	16,730
Multi-Purpose/Cafeteria	6,500	Administration Building	2,909
Stand-Alone Cafeteria	3,307	Performing Arts	11,912
Kitchen	2,082	Restroom	359
Library	4,861	Other**	1,764

* The submittal of a PIW is required at three times for a new construction project: 1) the full grant fund release; 2) the first annual expenditure report (one year following the fund release); and 3) the final expenditure report (when the project is deemed complete). This graphic does not include any apportioned project for which a fund release was not submitted when the data was compiled. The data includes the state apportionment, district match, any additional district funding, and excludes site acquisition amounts.

** Other includes (but is not limited to) facilities such as staff rooms, conference rooms, and resource rooms.

School Facility Program Proposition 55 New Construction Projects Built Project Information Worksheet As of December 31, 2019

The graphics below detail the number of facility components types constructed, including square footages for 365 School Facility Program new construction projects apportioned from January 2008 to December 31, 2019 and for which a Project Information Worksheet (PIW) was submitted*.



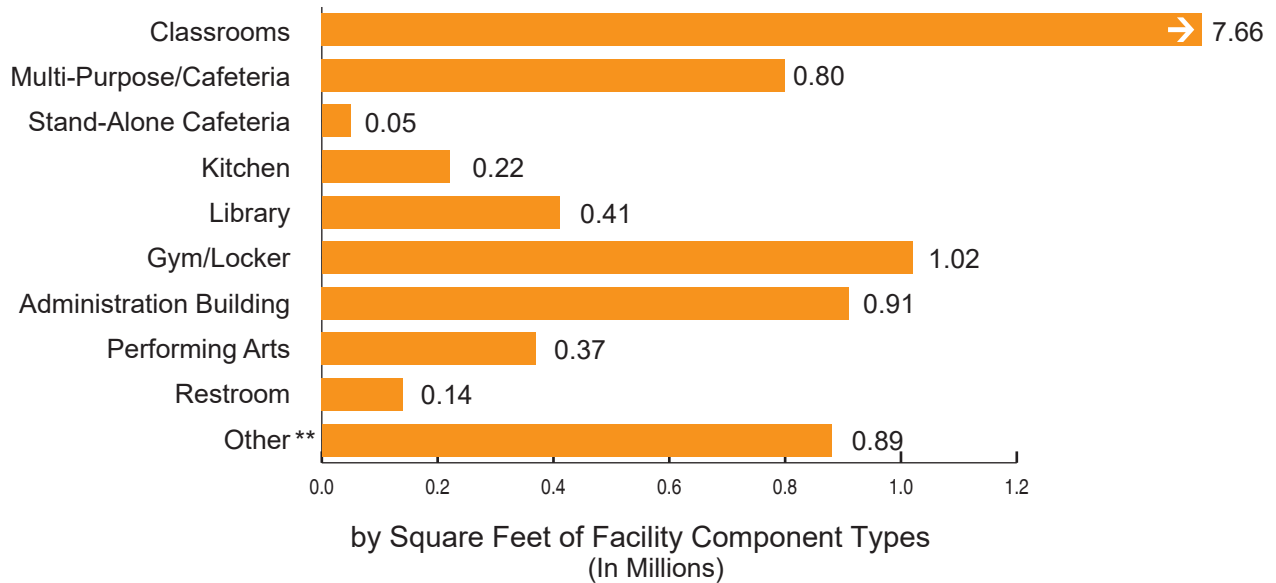
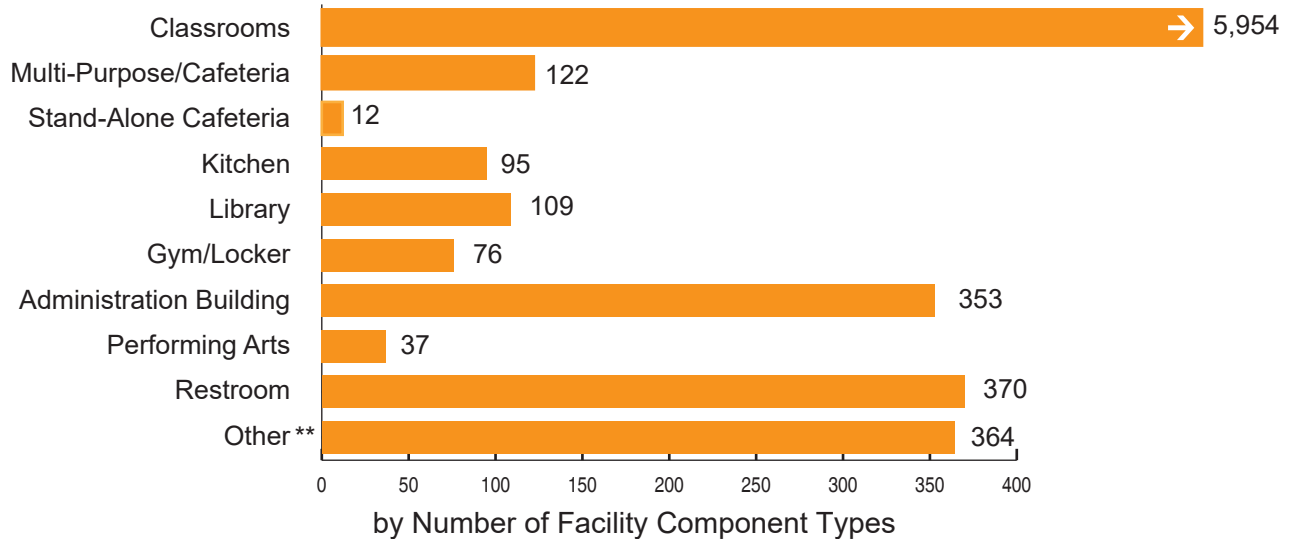
Average Square Feet Per Facility	Classrooms	1,337	Gym/Locker	13,765
	Multi-Purpose/Cafeteria	6,961	Administration Building	2,710
	Stand-Alone Cafeteria	6,355	Performing Arts	12,849
	Kitchen	2,038	Restroom	475
	Library	3,874	Other**	1,254

* The submittal of a PIW is required at three times for a new construction project: 1) the full grant fund release; 2) the first annual expenditure report (one year following the fund release); and 3) the final expenditure report (when the project is deemed complete). This graphic does not include any apportioned project for which a fund release was not submitted when the data was compiled. The data includes the state apportionment, district match, any additional district funding, and excludes site acquisition amounts.

** Other includes (but is not limited to) facilities such as staff rooms, conference rooms, and resource rooms.

School Facility Program Proposition 1D New Construction Projects Built Project Information Worksheet As of December 31, 2019

The graphics below detail the number of facility components types constructed, including square footages for 434 School Facility Program new construction projects apportioned from January 2008 to December 31, 2019 and for which a Project Information Worksheet (PIW) was submitted*.



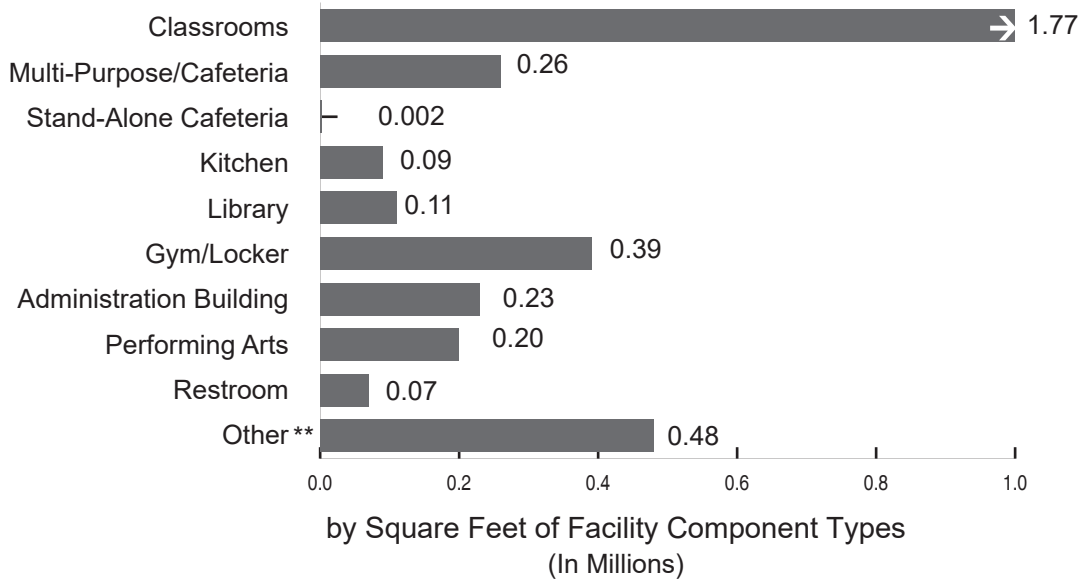
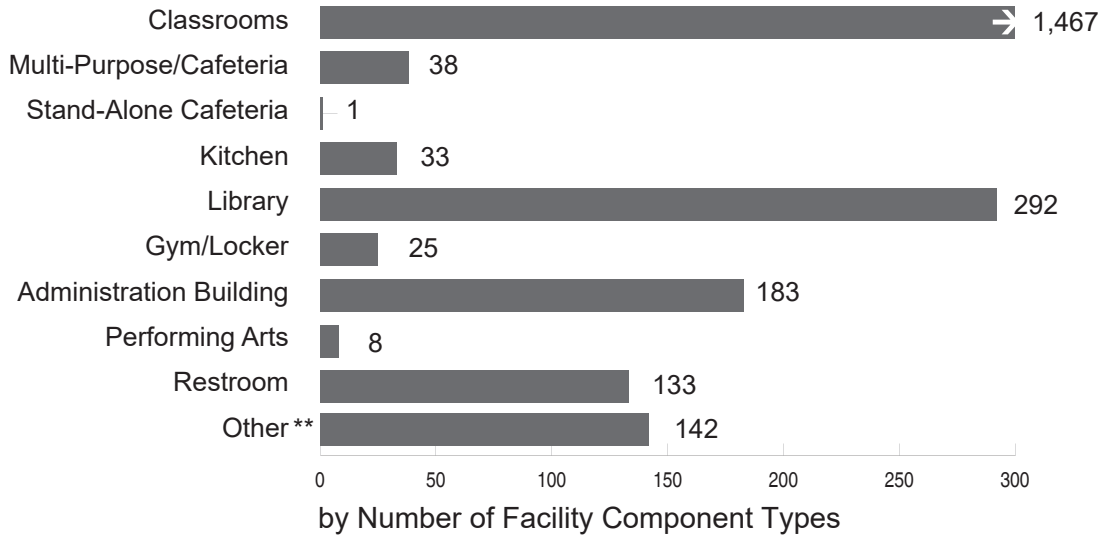
Average Square Feet Per Facility	Component Type	Square Feet	Component Type	Square Feet
	Classrooms	1,286	Gym/Locker	13,461
	Multi-Purpose/Cafeteria	6,589	Administration Building	2,577
	Stand-Alone Cafeteria	4,011	Performing Arts	10,134
	Kitchen	2,273	Restroom	377
	Library	3,790	Other**	2,434

*The submittal of a PIW is required at three times for a new construction project: 1) the full grant fund release; 2) the first annual expenditure report (one year following the fund release); and 3) the final expenditure report (when the project is deemed complete). This graphic does not include any apportioned project for which a fund release was not submitted when the data was compiled. The data includes the state apportionment, district match, any additional district funding, and excludes site acquisition amounts.

**Other includes (but is not limited to) facilities such as staff rooms, conference rooms, and resource rooms 96

School Facility Program Proposition 51 New Construction Projects Built Project Information Worksheet As of December 31, 2019

The graphics below detail the number of facility components types constructed, including square footages for 120 School Facility Program new construction projects apportioned from September 2017 to December 31, 2019 and for which a Project Information Worksheet (PIW) was



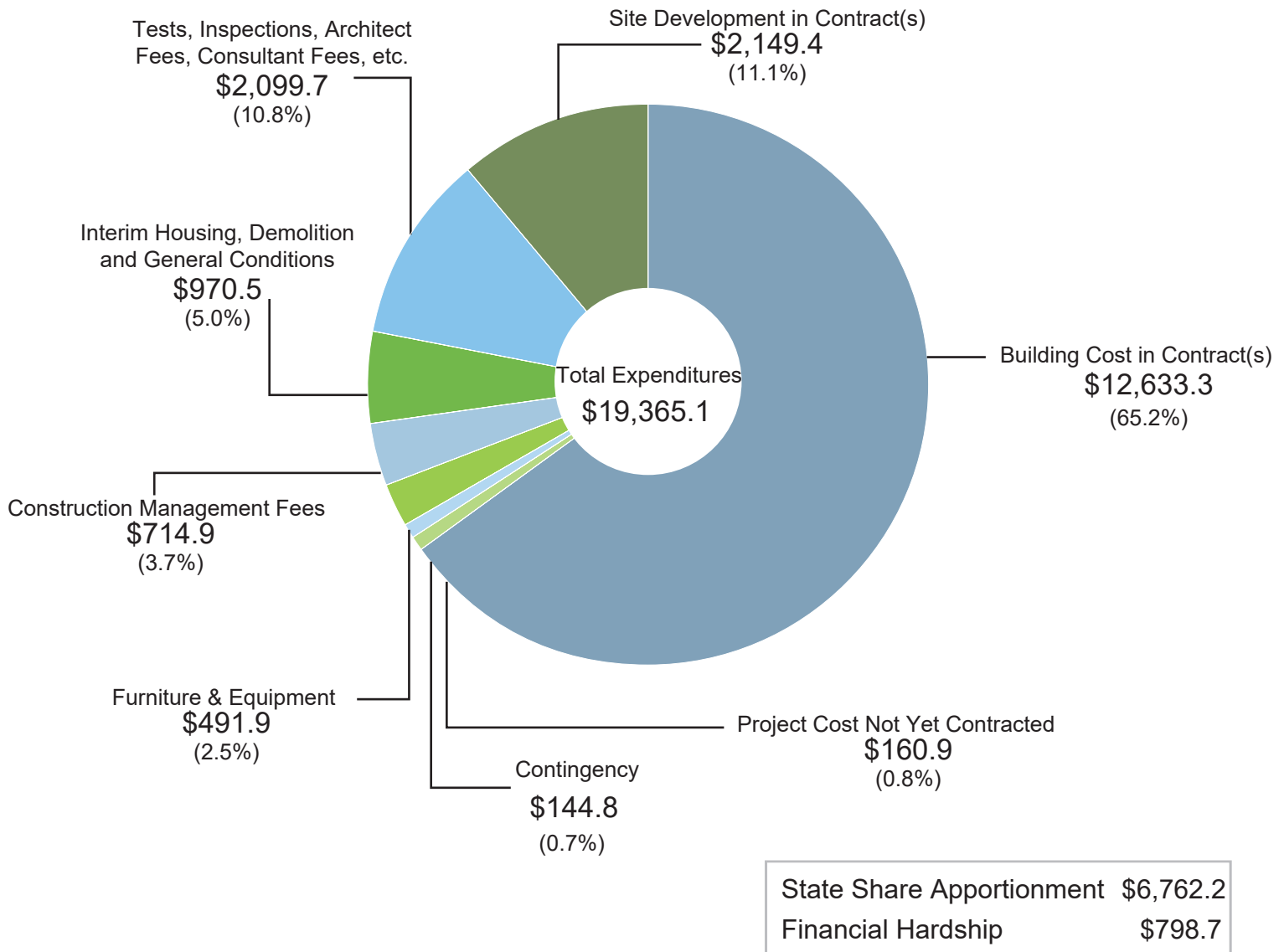
Average Square Feet Per Facility	Classrooms		Gym/Locker	
		1,209		15,470
	Multi-Purpose/Cafeteria	6,733	Administration Building	1,259
	Stand-Alone Cafeteria	2,200	Performing Arts	24,753
	Kitchen	2,735	Restroom	539
	Library	393	Other**	3,366

* The submittal of a PIW is required at three times for a new construction project: 1) the full grant fund release; 2) the first annual expenditure report (one year following the fund release); and 3) the final expenditure report (when the project is deemed complete). This graphic does not include any apportioned project for which a fund release was not submitted when the data was compiled. The data includes the state apportionment, district match, any additional district funding, and excludes site acquisition amounts.

** Other includes (but is not limited to) facilities such as staff rooms, conference rooms, and resource rooms.

School Facility Program
Project Information Worksheet
Expenditures: State and Local Contributions
(in millions)

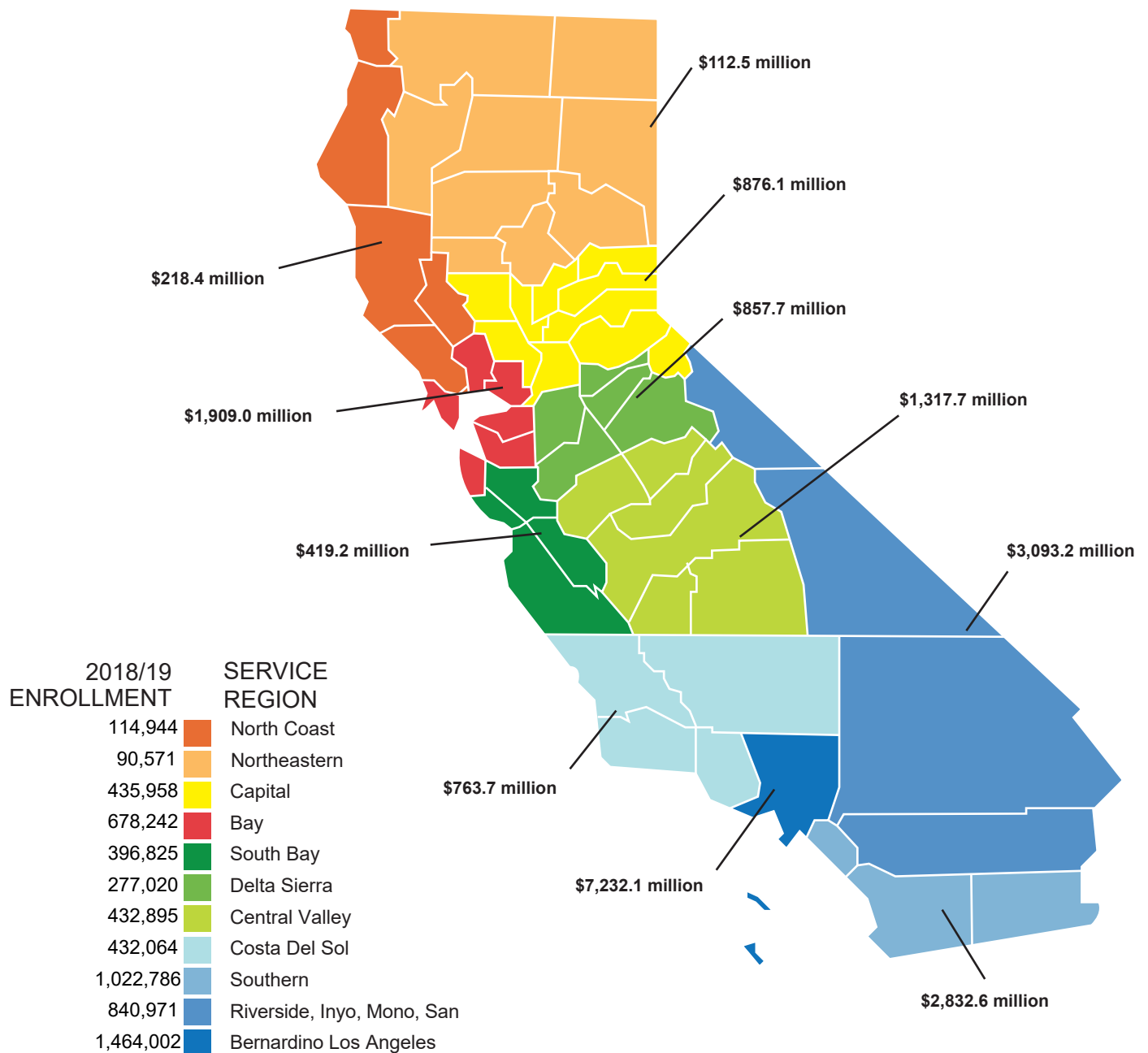
The chart below uses data from 1,149 new construction projects apportioned from January 2008 through December 31, 2019, that were required to submit a Project Information Worksheet (PIW) at the time this data was compiled.* The data includes the state funding, required district match, and any additional district funding.



* The submittal of a PIW is required at three times for a new construction project: 1) the full grant fund release; 2) the first annual expenditure report (one year following the fund release); and 3) the final expenditure report (when the project is deemed complete). This graphic does not include any apportioned project for which a fund release was not submitted when the data was compiled. The 1,149 projects include 189 financial hardship apportionments at the final adjusted grant funding stage.

School Facility Program Gross Construction Expenditures by School Facility Program Service Region

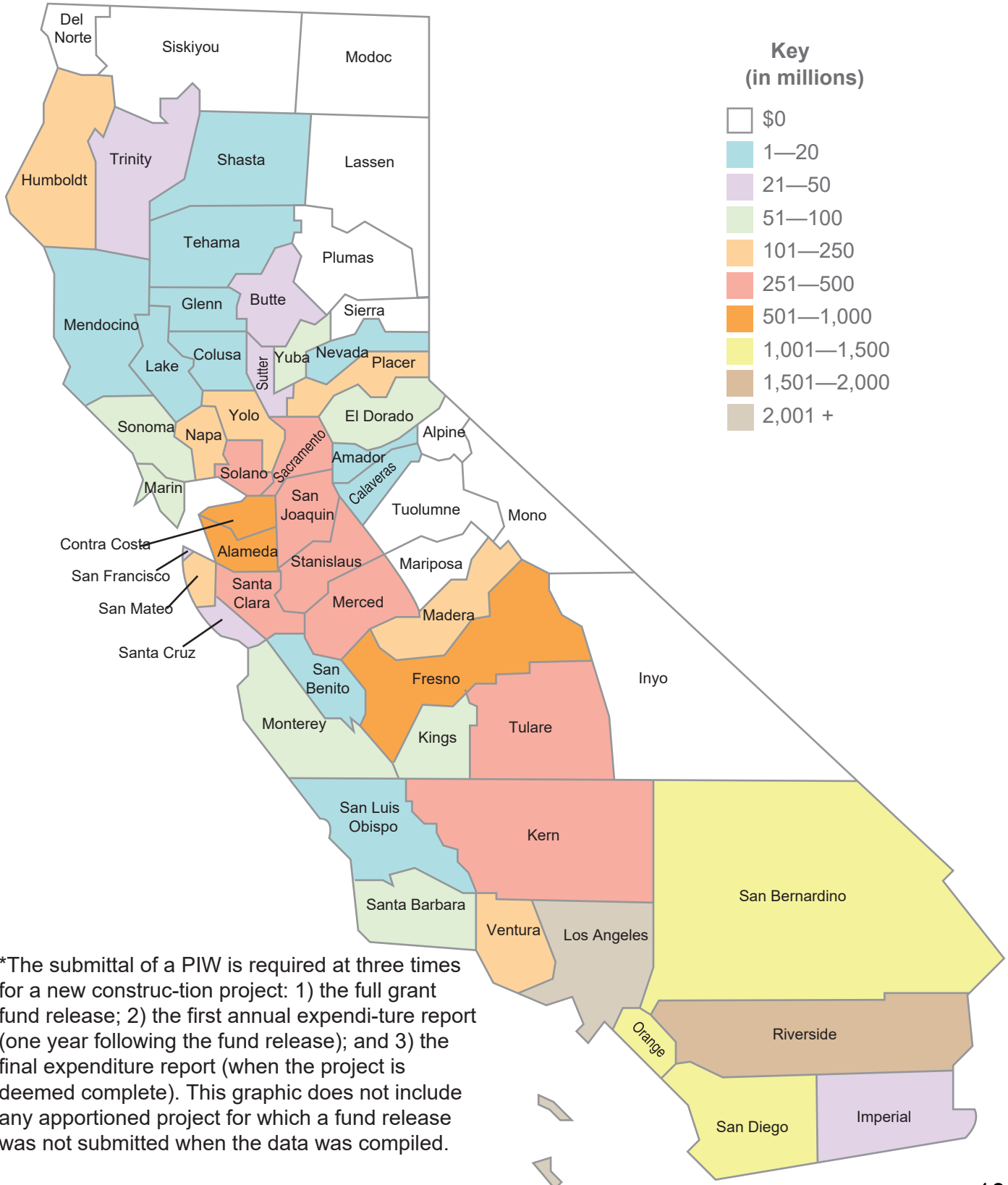
The graphic below displays the gross construction expenditures (\$19,632.3 million) for 1,149 School Facility Program new construction projects apportioned from January 2008 through December 31, 2019 and for which a Project Information Worksheet (PIW) was submitted.* The data includes the state funding, required district match, and any additional district funding.



* The submittal of a PIW is required at three times for a new construction project: 1) the full grant fund release; 2) the first annual expenditure report (one year following the fund release); and 3) the final expenditure report (when the project is deemed complete). This graphic does not include any apportioned project for which a fund release was not submitted when the data was compiled.

School Facility Program Gross Construction Expenditures by County

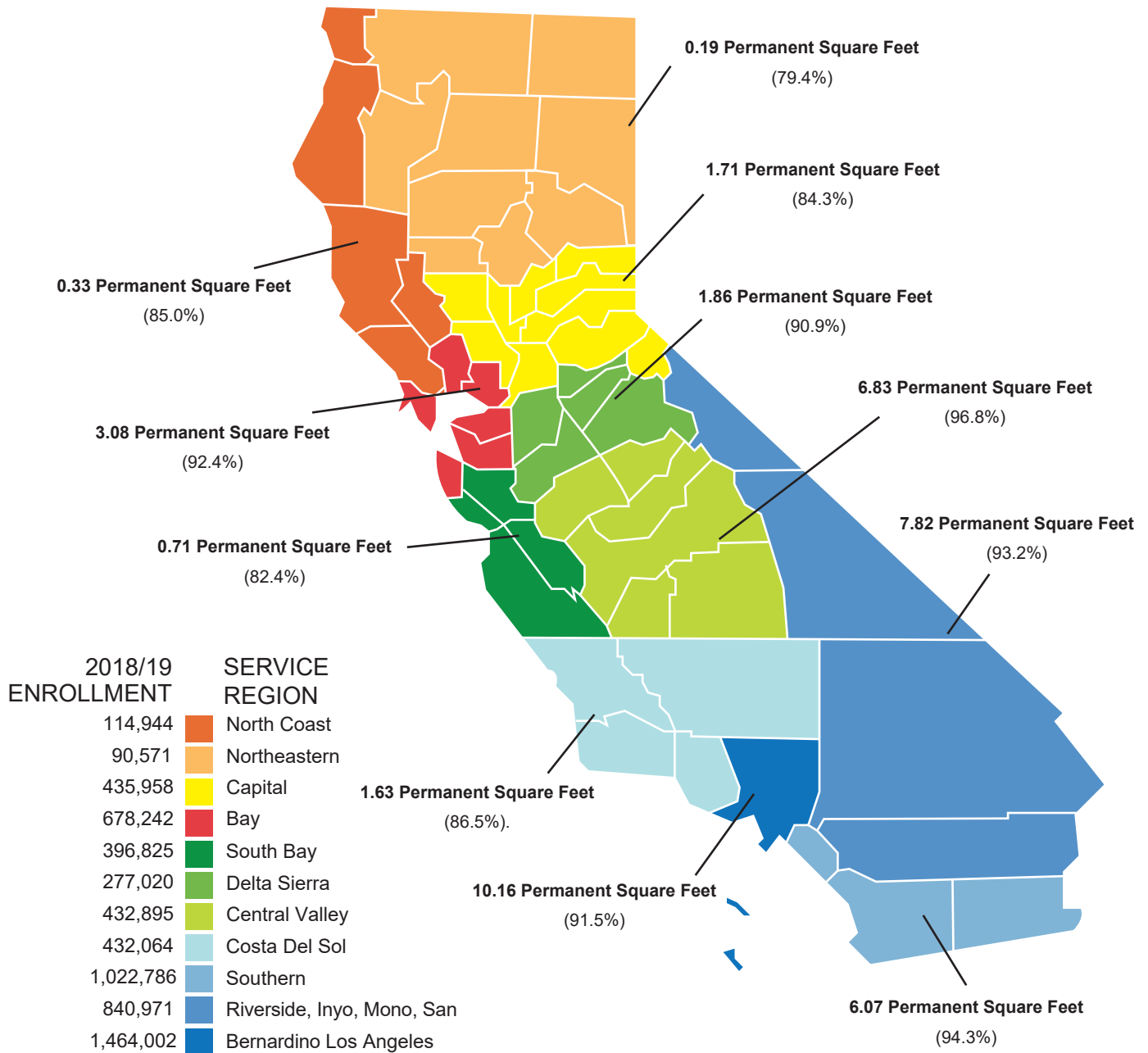
The graphic below displays the gross construction expenditures (\$19,632.3 million) for 1,149 School Facility Program new construction projects apportioned from January 2008 through December 31, 2019 and for which a Project Information Work-sheet (PIW) was submitted.* The data includes the state funding, required district match, and any additional district funding.



School Facility Program Project Information Worksheet

Permanent Construction by School Facility Program Service Region (in millions)

The graphic displays the permanent square footage construction versus the total square footage construction (which includes modular and portable construction) for 1,149 new construction projects apportioned from January 2008 through December 31, 2019 and for which a Project Information Worksheet (PIW) was submitted.*



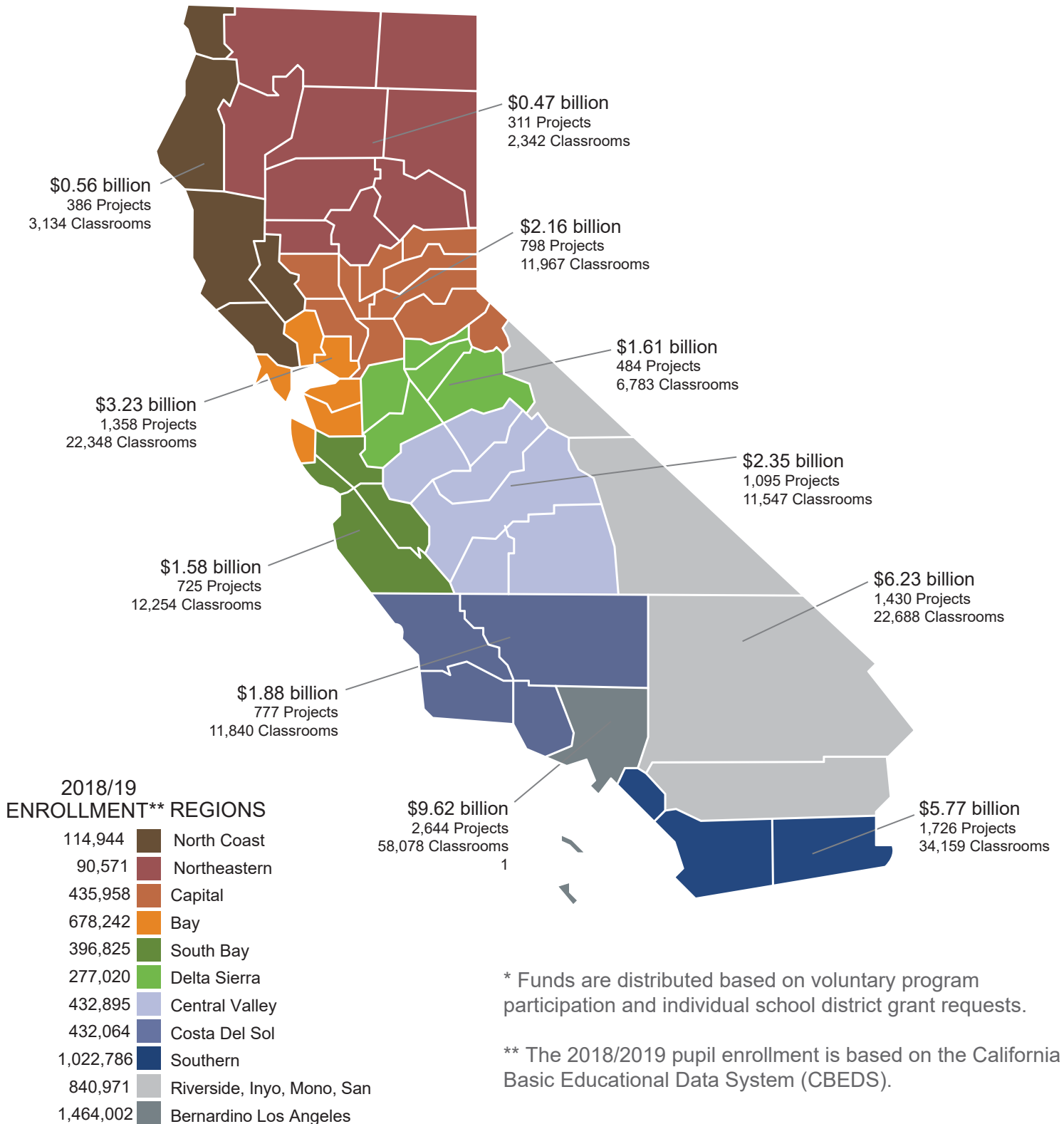
* The submittal of a PIW is required at three times for a new construction project: 1) the full grant fund release; 2) the first annual expenditure report (one year following the fund release); and 3) the final expenditure report (when the project is deemed complete). This graphic does not include any apportioned project for which a fund release was not submitted when the data was compiled. The 1,149 projects include 189 financial hardship apportionments at the final adjusted grant funding stage.

SCHOOL FACILITY PROGRAM

Funding by School Facility Program Service Region*

Cumulative School Facility Program

The below map illustrates the regional distribution of \$35.65 billion in school facility funding awarded by the State Allocation Board from 1998 to present. The map also shows the regional distribution of projects, classrooms and K-12 student enrollment for each region.



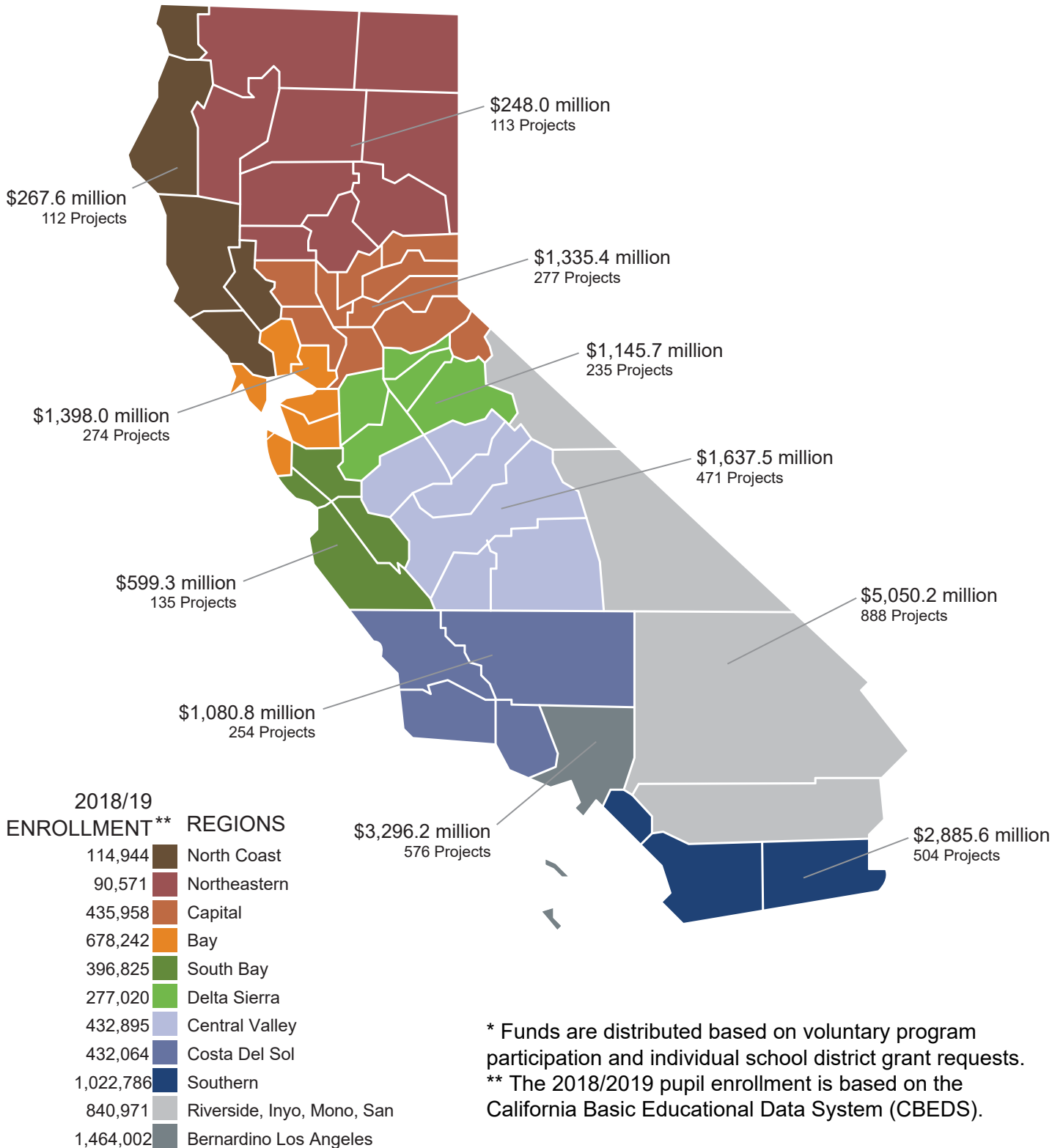
SCHOOL FACILITY PROGRAM

Funding by School Facility Program Service Region*

As of December 31, 2019

New Construction Program

The below map illustrates the regional distribution of \$18.9 billion in New Construction school facility funding awarded by the State Allocation Board from 1998 to December 31, 2019. The map also shows the regional distribution of projects.

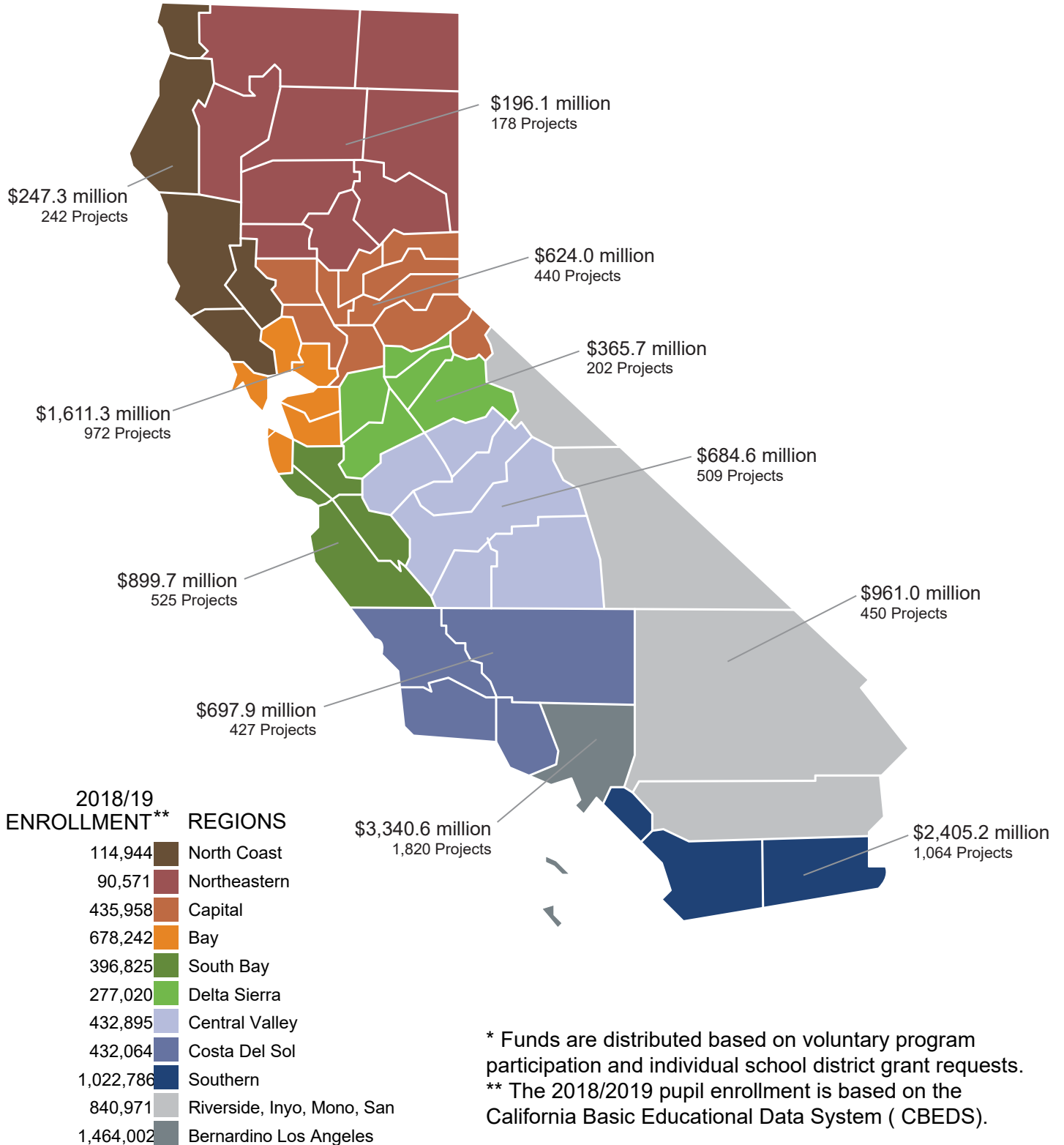


SCHOOL FACILITY PROGRAM

Funding by School Facility Program Service Region* As of December 31, 2019

Modernization Program

The below map illustrates the regional distribution of \$12.0 billion in Modernization school facility funding awarded by the State Allocation Board from 1998 to December 31, 2019. The map also shows the regional distribution of projects.



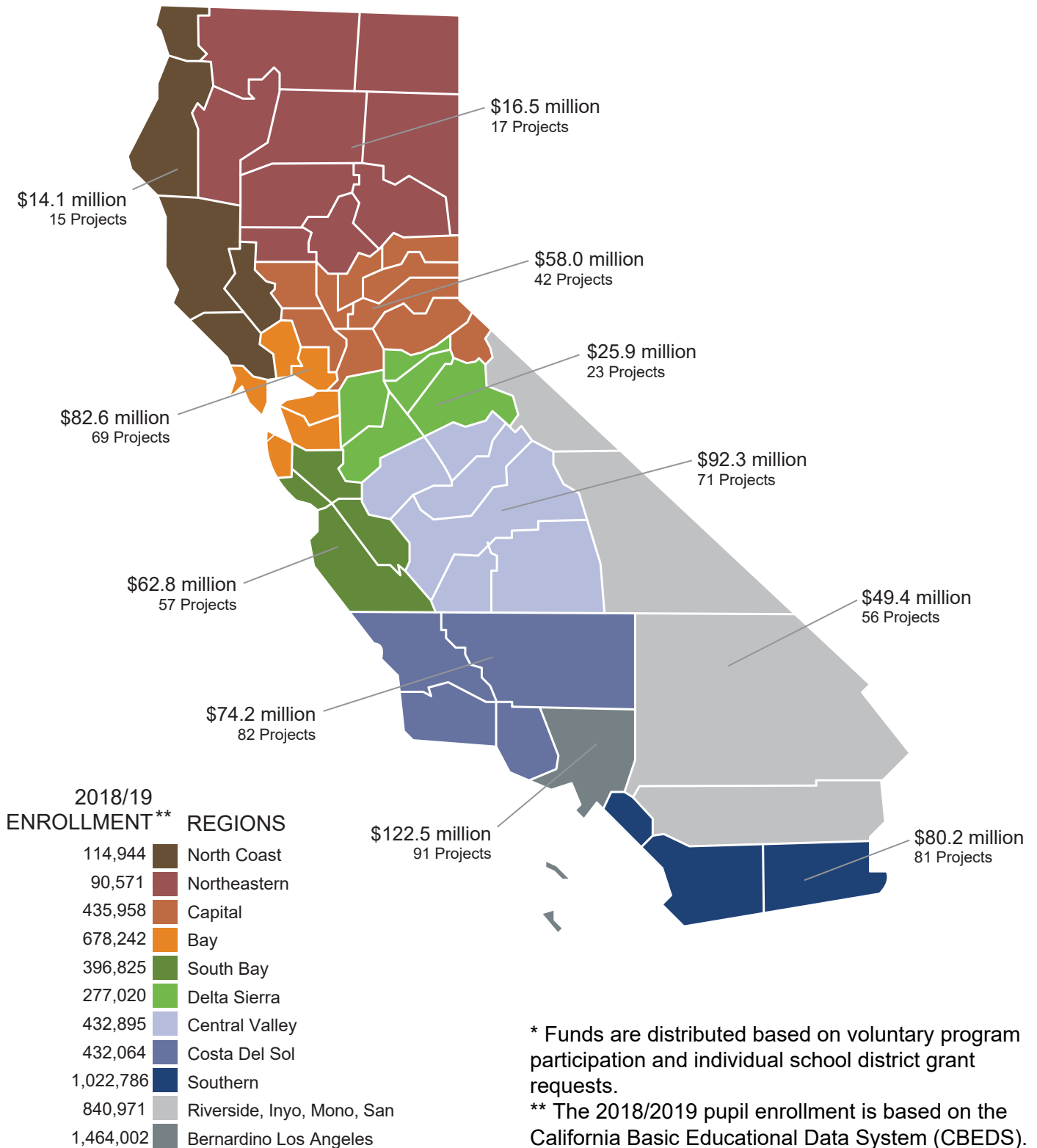
SCHOOL FACILITY PROGRAM

Funding by School Facility Program Service Region*

As of December 31, 2019

Career Technical Education Facilities Program

The below map illustrates the regional distribution of \$678.5 million in Career Technical Education Facilities Program school facility funding awarded by the State Allocation Board from 1998 to December 31, 2019. The map also shows the regional distribution of projects.



* Funds are distributed based on voluntary program participation and individual school district grant requests.

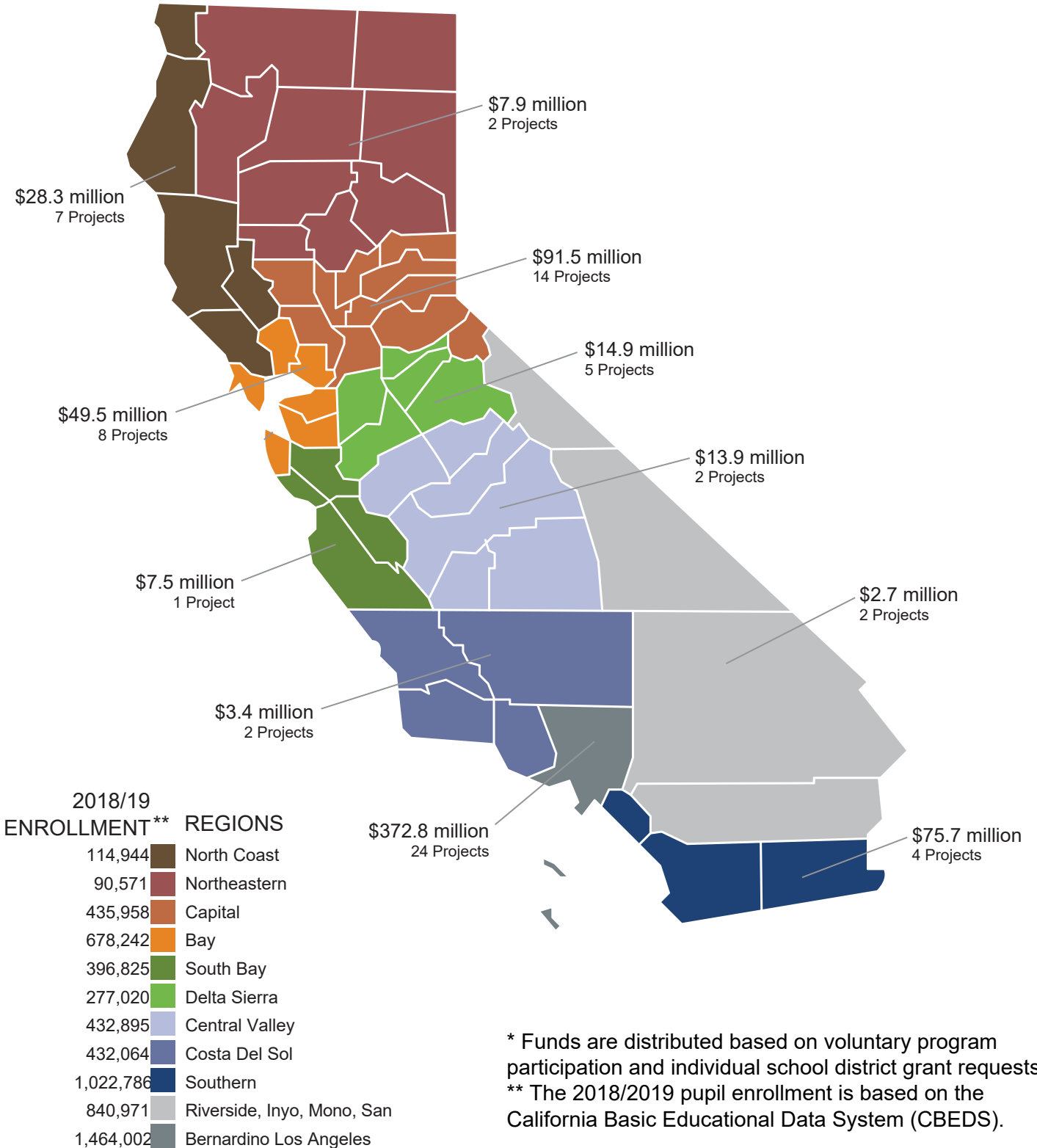
** The 2018/2019 pupil enrollment is based on the California Basic Educational Data System (CBEDS).

SCHOOL FACILITY PROGRAM

Funding by School Facility Program Service Region*
As of December 31, 2019

Charter School Facilities Program

The below map illustrates the regional distribution of \$668.1 million in Charter School Facilities Program funding awarded by the State Allocation Board from 1998 to December 31, 2019. The map also shows the regional distribution of projects.

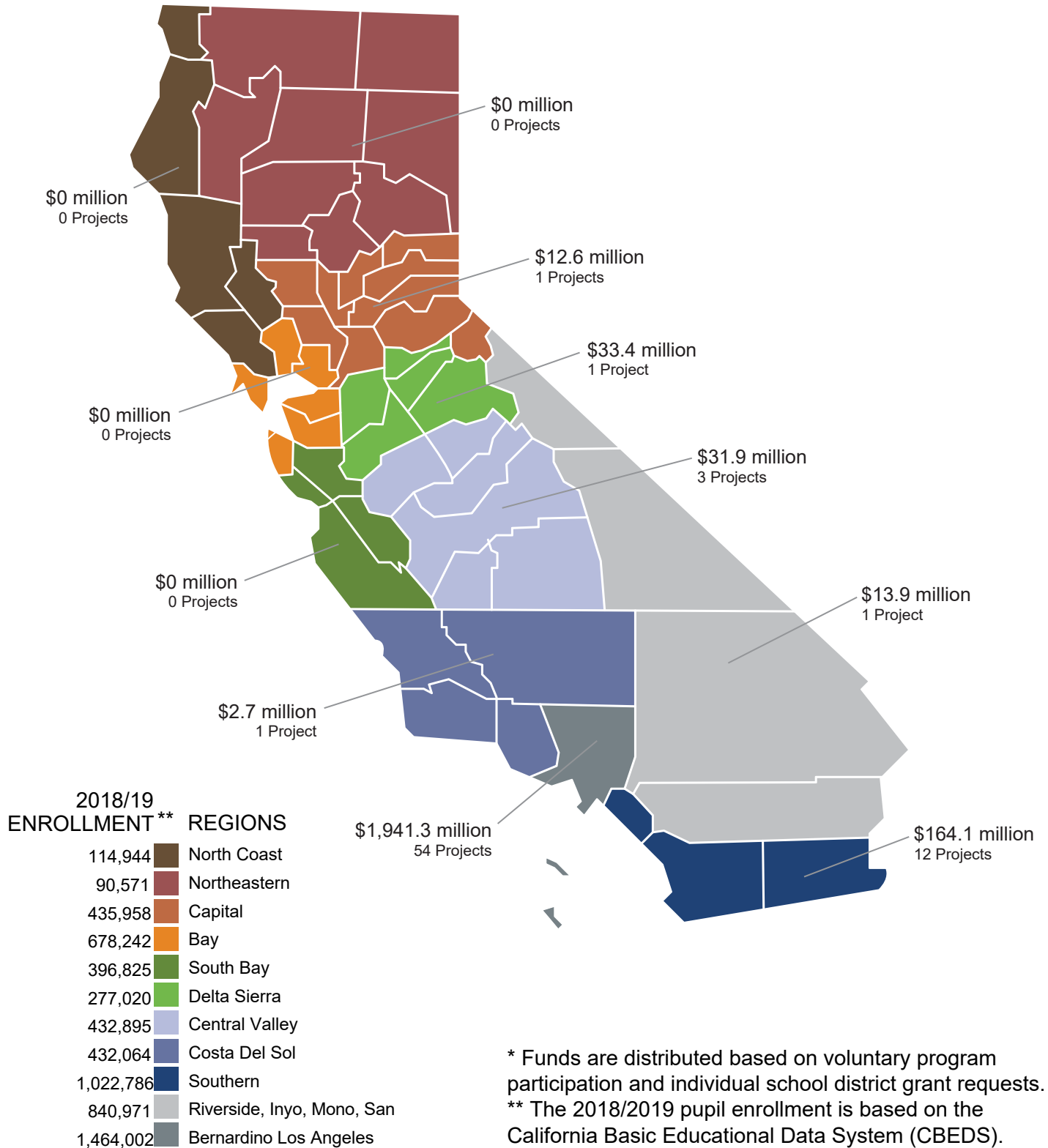


SCHOOL FACILITY PROGRAM

Funding by School Facility Program Service Region* As of December 31, 2019

Critically Overcrowded Schools Program

The below map illustrates the regional distribution of \$2,199.9 million in Critically Overcrowded Schools facility funding awarded by the State Allocation Board from 1998 to December 31, 2019. The map also shows the regional distribution of projects.



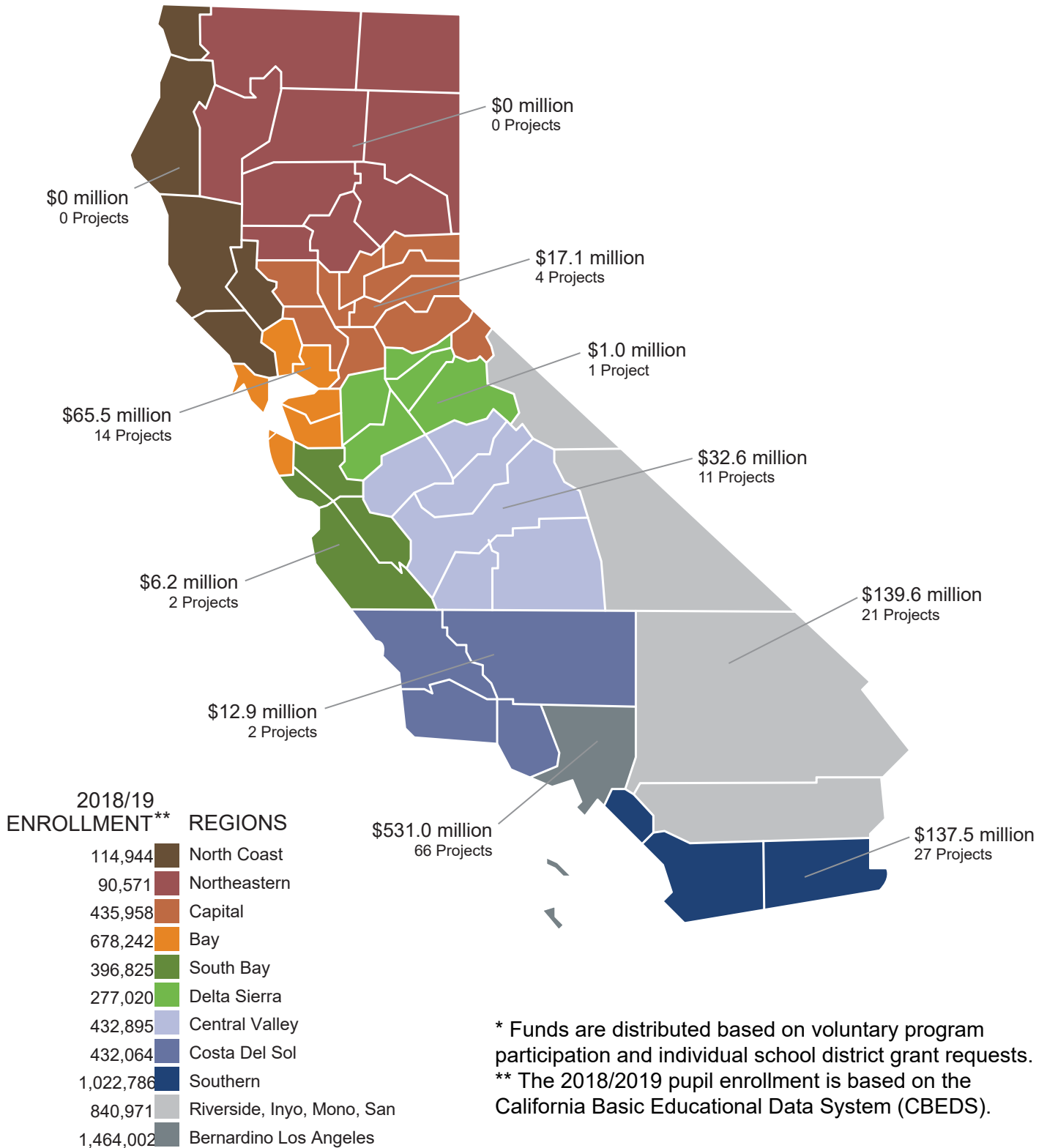
* Funds are distributed based on voluntary program participation and individual school district grant requests.
 ** The 2018/2019 pupil enrollment is based on the California Basic Educational Data System (CBEDS).

SCHOOL FACILITY PROGRAM

Funding by School Facility Program Service Region*
As of December 31, 2019

Overcrowding Relief Grant Program

The below map illustrates the regional distribution of \$943.5 million in Overcrowding Relief Grant school facility funding awarded by the State Allocation Board from 1998 to December 31, 2019. The map also shows the regional distribution of projects.



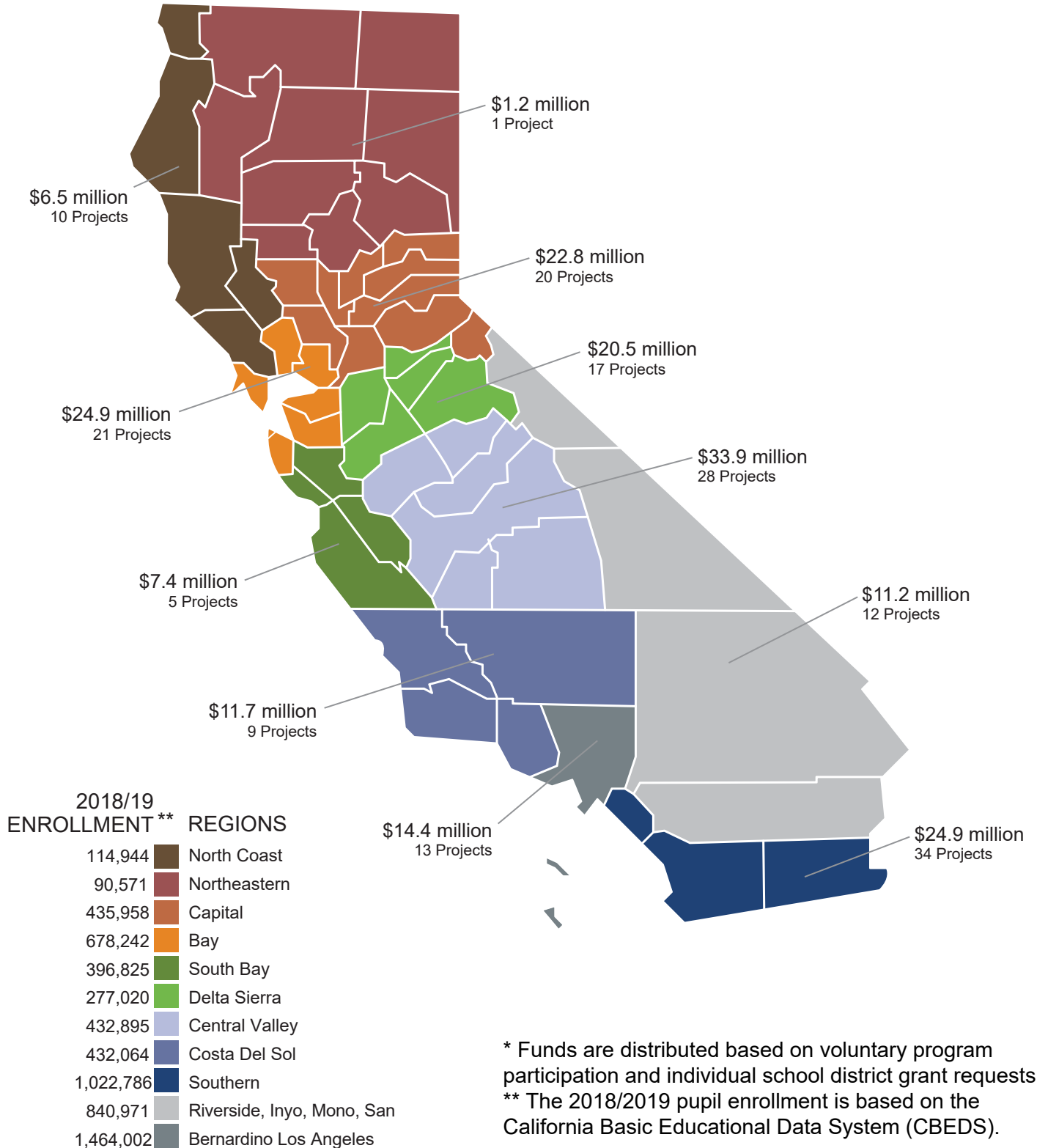
SCHOOL FACILITY PROGRAM

Funding by School Facility Program Service Region*

As of December 31, 2019

Joint-Use Program

The below map illustrates the regional distribution of \$179.4 million in Joint-Use school facility funding awarded by the State Allocation Board from 1998 to December 31, 2019. The map also shows the regional distribution of projects.



Item Has Been Withdrawn

San Bernardino City Unified / San Bernardino County

57/67876-00-071, -81, -85

REPORT OF THE EXECUTIVE OFFICER
State Allocation Board Meeting, January 22, 2020

SCHOOL DISTRICT DATA

School District: Washington Unified
Application Number: 50/76778-00-001
Total District Enrollment: 2,978
Financial Hardship: No

County: Fresno
School Name: American Union Elementary
Project Grade Level: K-8

PURPOSE OF REPORT

To present the District's request to retain design funding in the amount of \$234,178 that was inadvertently provided twice for a new construction project.

DESCRIPTION

The District is requesting to retain funding for a new construction project that was inadvertently provided design funding twice. The District received design funding in 2011 for three new classrooms buildings (one science lab and two 7-8 classrooms) at American Union Elementary School. The District received the construction phase funding in 2013 for the project. At the time the construction funding was provided, the construction funding also included funding for design and did not take into account the design funds already provided. Staff discovered that the District inadvertently received this design funding a second time during the closeout of the project. The District was notified by Staff to return the additional funding. However, due to the timing of the discovery of the error, the District is requesting the State Allocation Board's (Board) approval to use a portion of the additional funding towards this project.

AUTHORITY

See Attachment A.

BACKGROUND

The project originally received design funding in January 2011 under the American Union Elementary School District which qualified for Financial Hardship approval status. In July of the same year, American Union Elementary School District unified with the West Fresno Elementary School District and the Washington Union High School District to become the Washington Unified School District.

The newly formed Washington Unified requested construction funding for the project with Financial Hardship assistance. However, the request was returned to the District. Staff notified the District that it must submit a new request for a project under Washington Unified without the Financial Hardship assistance, as it no longer met the Financial Hardship criteria. The District was also notified that new construction eligibility needed to be re-established to determine its new construction eligibility need as a unified district. The District appealed this action in 2012 which the Board approved.

BACKGROUND (cont.)

The project received an unfunded approval in 2013 and an apportionment in 2014 that included Financial Hardship assistance. Neither the 2013 unfunded approval or the 2014 apportionment was offset by the separate design funding that the District received in 2011; therefore, the District inadvertently received design funding for the project twice.

As part of the closeout review Staff discovered the error. The District was sent a closeout findings letter along with a *Summary of Project Financing and Expenditures* (SOPFE) in 2017 which indicated project savings in the amount of \$99,669.51. The District concurred to Staff's findings and agreed to return the residual project grants. The first closeout letter did not indicate the double funding. While Staff was finalizing the project adjustments to account for the project savings, it was discovered that the design funding had not been offset. Staff sent the District a revised closeout letter in 2018 requiring the return of the excess funding in the amount of \$234,178.

The following summarizes the timing of the application.

- 6/23/2010- Design funding approval – American Union Elementary School District project.
- 12/15/2010 Design Apportionment – American Union Elementary School District project.
- 6/30/2011- District submitted a funding request with a request for Financial Hardship approval.
- 7/1/2011 - Effective date of merger of American Union Elementary School District, West Fresno Elementary School Districts, and Washington Union High School District, forming Washington Unified.
- 9/7/2011 - Funding request submittal was returned as new construction was not established as Washington Unified and the project did not qualify for Financial Hardship status.
- 3/7/2012 - The District submitted an appeal requesting to retain Financial Hardship status.
- 8/22/2012- Appeal to request Financial Hardship status approved.
- 4/7/2014 - The project received an Apportionment.
- 12/22/2017 First closeout finding letter sent (excess funding was not mentioned).
- 1/22/2018- The District concurs with close out findings.
- 3/15/2018- Revised closeout finding letter sent to the District addressing the double design funding.
- 4/10/2018- The District submitted this appeal requesting to retain the excess funding.

BACKGROUND (cont.)**Separate Design and Full Funding**

Per SFP Regulation Section 1859.81.1, Districts that qualify for Financial Hardship assistance may be eligible to receive an advance on the State funding for new construction and modernization projects known as a separate design funds. This allowance is intended to provide a District access to funds for the purposes of the “design, engineering, and other pre-construction project costs.” The amount provided a new construction project is not to exceed 40 percent of the new construction grant minus any district funds found to be available for the project. Because it is an advance, separate design shall be offset from the new construction funding received.

STAFF ANALYSIS/STATEMENTS**District Position**

The full text of the District’s request is included as Attachment B.

The District states that the construction budget for the project was based on the amount they received. The project was completed and the District agreed with closeout findings showing savings of \$99,669.51 that the District would returned to the state. Then, on March 15, 2018, the District received a letter stating that the SOPFE was being revised due to design funding being funded twice.

The District is requesting to retain the original funding provided for this projects due to the following reasons:

- The District was not aware that additional design funds for this project had been apportioned to the district until notified by OPSC staff in 2018.
- In the experience of district staff and in all previous projects completed by all the school districts involved, the double apportionment of design funding has never occurred.
- The District believes that this is an extremely rare occurrence.
- The District based its budget on “apportioned” amounts in good faith and used the funding provided on the new construction project.

The District is fully prepared to returned the net savings of \$99,669.51 back to the State.

Staff Position

SFP Regulation Section 1859.81.1 allows for a separate apportionment for an amount, not to exceed 40 percent of the new construction grant, as an estimate of the funds needed for design, engineering, and other pre-construction project costs. This regulation further specifies that “The amount provided shall be offset from the New Construction Adjusted Grant ... amount the district would otherwise be eligible for ... when the district submits Form SAB 50-04.”

STAFF ANALYSIS/STATEMENTS (cont.)

Staff acknowledges that an error was made when the project was approved, likely due to the merging of the three Districts and the resulting change in District name and district identification code. Staff is unaware of any other instances of design funds not being offset.

Staff does not dispute the statements made by the District that the Apportionment amount was used for the project budget. The District is prepared to return the original \$99,669.51 in project savings that were identified. However, there is no mechanism in SFP Regulations that addresses this circumstance and enables Staff to allow the District to retain the funds that should have been offset.

The following table summarizes the project funding.

	Total Available Funding Actual (includes interest)	Reduction to Design Grant	Total Available Funding Corrected (includes interest)
Total Project Funding	\$ 2,718,713.27	(\$234,178)	\$ 2,484,535.27
Total Expenditures	\$ 2,619,043.96		\$ 2,619,043.96
Net Savings/ (Overspent)	\$ 99,669.51		\$ (134,508.69)
Net Due to State	\$ 99,669.51		\$ 234,178.00

Conclusion

Staff is unable to administratively approve the District's request and is therefore, seeking the Board's direction.

BOARD OPTIONS

Under the Rules and Procedures of the State Allocation Board, "Staff is providing the following option for the Board's consideration. A positive vote by six members is required for the Board to take action that is an alternative to Staff's administrative action. Absent a positive vote by six members of the Board, Staff's administrative action will stand, and the school district's appeal will be considered closed."

Alternative Option: Grant the District's appeal.

ATTACHMENT A

AUTHORITY

School Facility Program Regulation Section 1859.81.1. Separate Apportionment for Site Acquisition and Design Costs.

A district that meets the financial hardship criteria in Section 1859.81 is eligible for the following:

...

(e) For new construction projects, the Board will apportion an amount not to exceed 40 percent of the new construction grant less any district funds available for the project pursuant to Section 1859.81(a), plus \$150,000 for new school projects and \$250,000 for new construction addition projects that will be pursuing high performance incentive grants as indicated on the school district governing board resolution that shall be submitted to the OPSC as part of a funding request pursuant to this Section. For modernization projects, the Board will apportion an amount not to exceed the following: (1) If the Approved Application is received on or before April 29, 2002, 20 percent of the modernization grant less any district funds available for the project pursuant to Section 1859.81(a).

...

The amount apportioned is an estimate of the funds needed for design, engineering, and other pre-construction project costs.

Qualifying districts may request a separate apportionment for the design and for site acquisition for the same new construction project. Those projects requesting an Overcrowding Relief Grant, pursuant to Section 1859.180, do not qualify for these separate apportionments.

The amount provided as a separate apportionment shall be offset from the New Construction Adjusted Grant or the Modernization Adjusted Grant amount the district would otherwise be eligible for pursuant to Sections 1859.70, 1859.71.6, 1859.77.4 and 1859.81 when the district submits Form SAB 50-04. A district seeking a separate apportionment for site acquisition or design costs shall submit Form SAB 50-04. If a new construction project received a previous design apportionment, the district may request an additional design apportionment for that project up to the 40 percent maximum design apportionment allowed pursuant to this Section.

The Form SAB 50-04 that is subsequently submitted for the New Construction Adjusted Grant must be for at least 50 percent of the New Construction Grant the district requested as a separate design apportionment...

STATE OF CALIFORNIA
SCHOOL DISTRICT APPEAL REQUEST

STATE ALLOCATION BOARD
OFFICE OF PUBLIC SCHOOL CONSTRUCTION

SAB 189 (REV 10/09)

Page 2 of 2

SCHOOL DISTRICT Washington Unified School District	APPLICATION NUMBER 50/76778-00-001
SCHOOL NAME American Union Elementary School	COUNTY Fresno
DISTRICT REPRESENTATIVE Joey Campbell	E-MAIL ADDRESS jcampbell@wusd.ws

Purpose of Request:

Appeal OPSC request for return of funds.

Basis of Request:

- Law (Statute) _____
- Regulation _____
- Other (specify) Rectify issues created by mid project unification

Description:

See Attached.

SIGNATURE OF AUTHORIZED DISTRICT REPRESENTATIVE



DATE

4-10-18

Washington Unified School District - Fresno
Application No: 50/76778-00-001
American Union Elementary School

April 10, 2018

Subject: Appeal of Summary of Project Financing and Expenditures dated March 15, 2018

On January 18, 2011, American Union Elementary School District received an apportionment in the amount of \$234,178 for design of a New Classroom Wing Project. This project and apportionment was also financial hardship approved. The application and apportionment had taken place prior to the unification of American Union Elementary School District and the Washington Union High School District into the Washington Unified School District, effective July 1, 2011.

On August 22, 2012, the State Allocation Board approved an appeal from the Washington Unified School District to continue the New Classroom Wing Project. They also approved an additional Modernization project that was started by the American Union Elementary School District prior to unification with financial hardship so as not to adversely affect the projects as a result of the two district's unification. The Washington Unified School District then continued the projects once state funding was available.

Since this project was continued by the new unified school district OPSC required the district to submit all future documents with a new project number reflecting the new unified school district's number. Once the appeal and funding were approved, the Washington Unified School District submitted Form SAB 50-05 Fund Release Authorization on June 9, 2014 requesting funds release for the New Classroom Wing Project. On July 16, 2014, the district received the funding in the amount of \$2,415,809 and based its construction budget on this amount.

The project was completed and an expenditure report was sent to OPSC on December 4, 2017 for the closeout of the project. After further communication with OPSC staff, a Summary of Project Financing and Expenditures was signed by the district showing a net savings of \$99,669.51 that the district would return to the state.

On March 15, 2018 the district received a letter stating that the Summary of Project Financing and Expenditures was being revised to reflect a reduction in the funding. This reduction was due to project design funding being apportioned to the district twice. The funding was apportioned to American Union Elementary School District and was also included in the final apportionment to the unified district. The district was not aware that design funds for this project had been apportioned to the district twice until notified by OPSC staff in the March 2018 letter. The effect of this adjustment would be that the district would return the original design funds in the amount of \$234,178 and with the return of these funds the project would now be overspent

by \$134,508.49. Since this is a financial hardship project both of these amounts would be due back to the state for a total of \$368,686.49.

In the experience of district staff and in all previous projects completed by all the school districts involved, the double apportionment of design funding has never occurred. The district has every reason to believe that this is an extremely rare occurrence. In this case, the district believes that due to the New Classroom Wing Project changing project numbers after unification, when the final construction apportionment was calculated, a second apportionment of design funding was included. This may have occurred because the previous apportionment made to American Union Elementary School District was not known at the time.

In light of these facts and unforeseen circumstances, the district would like to appeal to the State Allocation Board for an adjustment to the project funding to include both apportionments of design funding. The district based its budgets on these amounts in good faith and all funding was spent on the New Classroom Wing Project. The project did have a net savings of \$99,669.51, and the district was in agreement of returning these funds to the state.

Thank you for taking the time to review Washington Unified School District's reasons for appeal. Please contact me by email or phone if you have any further questions.

Respectfully submitted,



Joey Campbell
Superintendent

REPORT OF THE EXECUTIVE OFFICER
State Allocation Board Meeting, January 22, 2020

SCHOOL DISTRICT DATA

School District: Lompoc Unified
Application Number: 70/69229-00-001
Total District Enrollment: 10,045

County: Santa Barbara
School Name: Arthur Hapgood Elementary
Project Grade Level: K-12
Financial Hardship: TBD

PURPOSE OF REPORT

To present the District's request to receive Financial Hardship status based upon "other evidence of reasonable effort as approved by the State Allocation Board".

DESCRIPTION

On October 11, 2019, the District submitted a *School District Appeal Request* (Attachment A) for Financial Hardship status. Approval of Financial Hardship status will be used for funding consideration of a Full-Day Kindergarten Facilities Grant Program (FDKFGP) project estimated at \$2,502,892, inclusive of State Grant funding in the amount of \$1,251,446 and \$739,606 in financial hardship assistance for a total cost to the State of \$1,991,052.

The Office of Public School Construction (OPSC) has reviewed the Financial Hardship request and determined the District:

- Has long-term debt at 17% of debt capacity, which is below the 60% threshold,
- Has not passed a Proposition 39 bond measure within the last two years, and
- Has a debt capacity of \$130,732,997 million which is in excess of the \$5 million threshold.

As a result, the District is not eligible for Financial Hardship assistance under standard criteria. The District is therefore requesting consideration for Financial Hardship status based on "other evidence".

Financial hardship status as requested by the District in this appeal will only pertain to the FDKFGP project at Arthur Hapgood Elementary School. The District has submitted eight other applications under FDKFGP that are not eligible for funding regardless of the outcome of this appeal, as the funding cycle was oversubscribed. The District has no other funding applications pending under the School Facility Program (SFP) at this time. The District last submitted an application for SFP modernization in 2008.

The total District matching share for the FDKFGP project is \$1,251,446. The District has \$511,840 in available cash contribution towards the project; therefore, if the appeal request is approved, the Financial Hardship grant would be \$739,606.

If the appeal request is not approved, the District will not receive any funding for the project as the District will not receive the preference points associated with being a Financial Hardship district. The funding would instead move to the next projects in line.

AUTHORITY

See Attachment B

BACKGROUND

On May 24, 2019, the District submitted *Applications for Funding* (Form SAB 70-02) for nine FDKFGP projects. As part of the request, the District requested financial hardship status.

Attempts to Obtain Local Match

In 2002 the District successfully passed a local bond for \$38 million with 69.6% of voters voting “yes”. These funds were used for construction projects throughout the district, many of which also received matching SFP funds. Since 2016, the District has attempted three bonds initiatives, once in 2016 and twice in 2018. All three failed to obtain the percent of the “yes” votes needed to pass. The results of these prior attempts are listed below.

Election Date	Bond Amount	Yes	No	Percentage of Yes Votes Required to Pass	Passed
<i>November 2002</i>	\$38,000,000	69.6% (9,049 votes)	30.4% (3,944 votes)	66.7%	Yes
<i>November 2016</i>	\$65,000,000	58.53% (10,723 votes)	41.47% (7,598 votes)	66.7%	No
<i>November 2018</i>	\$79,000,000	52.89% (8,417 votes)	47.11% (7,498 votes)	55%	No
<i>June 2018</i>	\$79,000,000	50.90% (5,156 votes)	49.10% (4,974 votes)	55%	No

STAFF ANALYSIS/STATEMENTS

District's Position

Lompoc Unified School District is seeking Financial Hardship status under “other evidence”. The District states that “the District has made every possible effort locally to raise the funds needed.”

The District highlights the following points in their request for Financial Hardship under “other evidence”:

- Attempts to pass local bonds three times since November 2016 have all failed.
- The District has been collecting as much in developer fees as is possible.
- The District has determined, in the most recent needs assessment, over \$221 million in upgrades, repairs, and improvements is needed District-wide.

The full text of the District's appeal request for Financial Hardship status is included as Attachment A.

Staff's Position

The District has requested consideration under the “other evidence” of reasonable effort provision in the Financial Hardship regulations, which requires Board approval.

Staff does not support the District's request.

Financial Hardship Qualification and History of “Other Evidence” Appeals

School districts may qualify for the Financial Hardship program by levying the maximum developer fees allowed by law and by meeting one of the four criteria outlined in regulation. The District is levying developer fees justified under law and meets this qualifying criterion; however, the District does not meet any of the secondary criteria, as illustrated below:

STAFF ANALYSIS/STATEMENTS (cont.)

Secondary Qualifying Criteria	District Status	Meets Criteria	Does Not Meet Criteria
District has successfully passed a Proposition 39 within two previous years	The District has been unable to pass a local bond in three previous attempts. The last bond passed in 2002.		X
Total district bonding capacity of less than \$5 million	The District's total bonding capacity is \$130 million, which is in excess of the \$5 million threshold set in statute.		X
Bonded indebtedness of at least 60% of the district's total bonding capacity	The District's current bonded indebtedness is at 17%, which is below the 60% requirement in School Facility Program (SFP) regulations.		X
Other evidence as approved by the Board	The District is currently appealing for approval under other evidence.	Under Appeal	

There have been twelve prior requests for Financial Hardship status under “other evidence” considered by the Board. There are no set criteria to qualify for Financial Hardship status under “other evidence”. Each district presented unique circumstances surrounding its request. Of these requests, five were approved as requested and three partially approved. The remaining four were not approved.

A full summary of all prior “other evidence” appeals and their outcomes is included as Attachment C.

District Funding Request

Approval of Financial Hardship status through this appeal will only apply to the FDKFGP as the District has not submitted any additional applications under the SFP. Based on the available funding under FDKFGP, the District is only eligible to receive funding for one project, and only if the District receives the preference points for districts that qualify for Financial Hardship assistance. The District currently offers a full-day kindergarten program for 130 pupils at the Arthur Hapgood Elementary site. These students are housed in six classrooms. Half of the classrooms were originally designed as kindergarten classrooms. The other half were originally designed for usage by students in grades 1-6. For the proposed FDKFGP project, the District plans to construct three new kindergarten classrooms that will meet kindergarten guidelines outlined in California Code of Regulations, Title 5, to replace three of the existing classrooms currently being used for kindergarten. The original classrooms will then return back to usage as 1st through 6th grade classrooms.

STAFF ANALYSIS/STATEMENTS (cont.)

The District's share for the FDKFGP project is \$1,251,446. If the District's appeal is approved, the FDKFGP project at Arthur Hapgood Elementary can be state-funded in the second round and the District would contribute \$511,840 towards the project and the total Financial Hardship grant would be \$739,606. The remaining FDKFGP funding would then be offered to Alisal Union School District as partial funding (\$507,242 shortfall) to construct new classrooms in order to convert their part-time kindergarten program to a full-day kindergarten program at the Oscar F. Loya Elementary site.

However, if the District's appeal is not approved, the Alisal Union project would receive full funding. In addition, the Armona Union Elementary School District would receive partial state funding in the amount of \$1,483,810 to construct kindergarten classrooms for their existing full-day kindergarten program at Armona Elementary School.

Summary

Staff believes that the District has not presented compelling evidence to support the "other evidence of reasonable effort". The District has a total of bond capacity of \$130 million which is 26 times the threshold set in statute. In comparison, the District has a relatively low long-term debt of \$22.2 million; the District would have to reach \$78 million in long-term debt before it meets the bonded indebtedness requirement of at least 60 percent of the District's total bond capacity. Further, while the District's bond attempts in 2016 and 2018 failed, the community did support a \$38 million bond in 2002 with a 69.6 percent "yes" vote. While this project is important, the District is currently able to house the Full-Day Kindergarten students in safe classrooms. Approving Financial Hardship for this project appears to be inequitable to the other districts that applied for FDKFGP funding that also do not meet the requirements for Financial Hardship assistance.

Conclusion

Staff is unable to administratively approve the District's request. Typically, Staff only supports requests for Financial Hardship status under "other evidence" in unique or severe circumstances, and is therefore seeking Board direction.

BOARD OPTION

Pursuant to the Rules and Procedures of the State Allocation Board, "Staff is providing the following options for the Board's consideration. A positive vote by six members is required for the Board to take action that is an alternative to Staff's administrative action. Absent a positive vote by six members of the Board, Staff's administrative action will stand and the school district's appeal will be considered closed."



LOMPOC UNIFIED SCHOOL DISTRICT

ARTHUR HAPGOOD ELEMENTARY
(805) 742-2200

BUENA VISTA ELEMENTARY
(805) 742-2020

CLARENCE RUTH ELEMENTARY
(805) 742-2500

CRESTVIEW ELEMENTARY
(805) 742-2050

LA CANADA ELEMENTARY
(805) 742-2250

LA HONDA ELEMENTARY
(805) 742-2300

LEONORA FILLMORE ELEMENTARY
(805) 742-2100

LOS BERROS ELEMENTARY
(805) 742-2350

MIGUELITO ELEMENTARY
(805) 742-2440

LOMPOC VALLEY MIDDLE SCHOOL
(805) 742-2600

VANDENBERG MIDDLE SCHOOL
(805) 742-2700

CABRILLO HIGH SCHOOL
(805) 742-2900

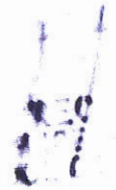
LOMPOC HIGH SCHOOL
(805) 742-3000

MAPLE HIGH SCHOOL
(805) 742-3150

MISSION VALLEY SCHOOL
(805) 742-3252

LOMPOC ADULT SCHOOL
(805) 742-3100

1301 NORTH "A" STREET
LOMPOC, CA 93436
(805) 742-3300
WWW.LUSD.ORG



**John Karbula, Assistant Superintendent
Business Services**

October 10, 2019

Mr. John Leininger

OPSC

707 Third Street

West Sacramento, CA 95605

Please see the attached financial hardship appeal for Lompoc Unified School District.

I am enclosing cards for myself and executive assistant, should you have any questions please do not hesitate to contact our office.

Look forward to hearing from you.

Dr. John Karbula, Assistant Superintendent

Business Services

OCT 11 PM 12:10
MAIL ROOM

RECEIVED
OFFICE OF PUBLIC
SCHOOL CONSTRUCTION
2019 OCT 11 PM 12:10
MAIL ROOM

RECEIVED
OFFICE OF PUBLIC
SCHOOL CONSTRUCTION
2019 OCT 11 PM 12:11
MAIL ROOM

RECEIVED
OFFICE OF PUBLIC
SCHOOL CONSTRUCTION

2019 OCT 11 PM 12:11

SCHOOL DISTRICT Lompoc Unified School District		APPLICATION NUMBER
SCHOOL NAME	COUNTY Santa Barbara	
DISTRICT REPRESENTATIVE Dr. John Karbula	E-MAIL ADDRESS karbula.john@lusd.org	

MAIL ROOM

Purpose of Request:

Appeal to the State Allocation Board to grant the Lompoc Unified School District financial hardship status for state matching funds to make necessary improvements to its schools for safe and healthy learning environments.

Basis of Request:

- Law (Statute) 17075.10b.1.B, 17075.15d.5
- Regulation 1859.81c.5
- Other (specify) _____

Description:

The District is in dire need of assistance to improve their existing facilities for their school population. The District has made every possible effort locally to raise the funds needed. Attempts to pass local bonds three times since November 2016 have all failed. The District has filed applications in the Kindergarten funding program and requested financial hardship assistance, which was initially denied. As demonstrated in this appeal, it is much more than just the Kindergartens that are in such critical need. The District is and has been collecting as much in developer fees as is possible but those are not nearly enough to meet the massive needs of the school sites and as everyone knows, can only be applied toward projects that will accommodate enrollment growth. The District's finances only allow for a minimum of funding for deferred maintenance-type projects for basic repairs to keep the school sites functioning.

The financial hardship program is intended to aid districts that cannot contribute the full match for needed projects and the Lompoc USD believes that it does meet the criteria of the financial hardship program under the laws and regulations indicated above.

In the most recent needs assessment, the District has estimated an amount of over \$221 million in upgrades, repairs, and improvements needed District-wide. Without needed funding, the schools throughout the District must routinely deal with:

- 1) overheated or cold classrooms
- 2) outdated and failing fire alarm systems
- 3) leaking roofs
- 4) outdated security fencing and gates
- 5) rusted and deteriorated exterior storefront systems that allow vermin to enter the classrooms
- 6) rusted window systems that allow rain into the classrooms
- 7) crumbling and deteriorated floor coverings
- 8) inadequate and aging IT infrastructure
- 9) only 2-3 electrical outlets and multiple power strips in each classroom
- 10) playfields riddled with gopher holes that need substantial work to prevent injuries to students and staff.

Districtwide, estimated costs for just the scopes of work noted below are:

- Fire alarm upgrades - \$4.73M
- Security fencing - \$6.7M
- Playfield improvements - \$21.8M
- Paving - \$11.4M
- HVAC - \$3.6M
- IT upgrades - \$3.2M

In addition, portable classrooms District-wide are all between 24 and 35 years old and beyond their useful life. Many of those were purchased used from a nearby district, therefore, used when installed.

Details and photographs of needs and estimated costs at each site are attached.

SIGNATURE OF AUTHORIZED DISTRICT REPRESENTATIVE 	DATE 10/10/19
--	------------------

SCHOOL DISTRICT APPEAL REQUEST

GENERAL INSTRUCTIONS

School districts are required to use this form to initiate an appeal for consideration by the State Allocation Board (SAB). The district must state specifically the purpose and description of the district's request. The district must submit all supporting documentation to the Office of Public School Construction (OPSC). Requests for SAB consideration are processed to the Board upon receipt by the OPSC of all required documentation and upon completion of a thorough analysis by the OPSC.

SPECIFIC INSTRUCTIONS

Purpose of Request

Provide a brief statement of the district's request and number the components of the request if it has multiple parts.

Basis of Request

Site the applicable references in law, regulation, or other basis.

Description

Include the following in the description:

1. The background and circumstances which prompted the district's request.
2. Information relevant to the issues of the request.
3. The sequence of events and participants pertinent to the issues.
4. A statement explaining why the SAB should grant the district's request based on law, regulation, or other basis, as cited in above.

Attachments

Attach substantiating documentation as necessary to support the district's request. Note that all supporting documentation must be received by the OPSC prior to presentation to the SAB.

RECEIVED
OFFICE OF PUBLIC
SCHOOL CONSTRUCTION
2019 OCT 11 PM 12:10
MAIL ROOM

Buena Vista Elementary School

Category/Scope	Estimated Cost
Health/Safety	
Fire Alarm Upgrades	\$275,000.00
Security Fencing	\$379,500.00
Security Cameras	\$45,540.00
Lead Abatement	\$75,900.00
Intercom System	\$44,275.00
Trip Hazards/Sidewalks	\$15,180.00
Room Alarm Systems	\$37,950.00
Building Improvements	
Roofing	\$409,968.00
IT Infrastructure	\$240,350.00
HVAC	\$253,000.00
Flooring	\$110,000.00
Painting	\$143,000.00
Electrical Improvements (non-lighting)	\$25,300.00
Blinds	\$25,300.00
Doors & hardware	\$17,457.00
Ceiling Repairs	\$4,428.00
Restroom Upgrades	\$11,000.00
Library Fixture Upgrades	\$5,060.00
Food Service Improvements	
Food Refrigeration	\$12,018.00
Kitchen Improvements	\$18,975.00
Equipment	\$2,530.00
Site Improvements	
Turf Improvements/Replacements	\$1,183,474.00
Playground Rubberized Fall Media	\$301,703.00
Paving Restoration/Replacement	\$53,770.00
Grading	\$25,300.00
Irrigation Upgrades	\$18,975.00
Kinder Playground Upgrades	\$25,300.00
Kindergarten Classroom Upgrades	\$15,180.00
Landscaping	\$6,325.00
Site Signage	\$22,000.00
Playground Containment	\$5,693.00
ADA Path of Travel	
	\$60,000.00
Energy Management	
Master Controls/Equipment Upgrades	\$59,898.00
Replacement of Portables with Permanent CRs	
12 Classroom Buildings	\$5,400,000.00
1 Restroom Building	\$316,250.00
Total	\$9,645,599.00

RECEIVED
OFFICE OF PUBLIC
SCHOOL CONSTRUCTION
2019 OCT 11 PM 12:11
MAIL ROOM

EXAMPLES OF EXISTING CONDITIONS AT BUENA VISTA ELEMENTARY SCHOOL



EXAMPLES OF EXISTING CONDITIONS AT BUENA VISTA ELEMENTARY SCHOOL



EXAMPLES OF EXISTING CONDITIONS AT BUENA VISTA ELEMENTARY SCHOOL



EXAMPLES OF EXISTING CONDITIONS AT BUENA VISTA ELEMENTARY SCHOOL



ATTACHMENT A


Cabrillo High School

Category/Scope	Estimated Cost
Health/Safety	
Fire Alarm Upgrades	\$495,000.00
Security Fencing	\$703,973.00
Security Cameras	\$106,260.00
Lead Abatement	\$75,900.00
Intercom System	\$126,500.00
Trip Hazards/Sidewalks	\$101,200.00
Room Alarm Systems	\$82,225.00
Concealed Weapon Detection Line	\$18,975.00
Building Improvements	
Storefront Replacement	\$3,630,000.00
Roofing	\$265,650.00
IT Infrastructure	\$948,750.00
HVAC	\$253,000.00
Flooring	\$412,500.00
Painting	\$550,000.00
Blinds	\$101,200.00
Doors & hardware	\$25,300.00
Ceiling Repairs	\$17,710.00
Restroom Upgrades	\$11,000.00
Library Fixture Upgrades	\$20,240.00
Window Systems	\$75,900.00
Gymnasium Floors	\$189,750.00
Music Instrument Storage	\$30,360.00
Music Library	\$22,770.00
Music Risers	\$31,625.00
Music Recording Studio	\$44,275.00
Music Room Acoustical Wall Treatment	\$82,500.00
High Tech Media Center	\$158,125.00
Food Service Improvements	
Kitchen Improvements	\$31,625.00
Site Improvements	
Turf Improvements/Replacements	\$3,508,115.00
Paving Restoration/Replacement	\$1,766,310.00
Grading	\$31,625.00
Irrigation Upgrades	\$50,600.00
Landscaping	\$12,650.00
Site Signage	\$33,000.00
All-weather Track	\$442,750.00
Tennis Court Restoration or Replacement	\$158,125.00
Stadium Lighting	\$885,500.00
New Stadium	\$3,921,500.00
Track & Field Runways/Pit Infrastructure	\$63,250.00
Baseball/Softball Facility Restoration	\$101,200.00
Swimming Pool Facility Restoration/Replacement	\$4,048,000.00
Stadium Restroom	\$227,700.00
Lockers/Locker Room Restoration	\$88,550.00
ADA Path of Travel	
	\$63,250.00
Energy Management	
Master Controls/Equipment Upgrades	\$147,183.00
Replacement of Portables with Permanent CRs	
3 Classroom Buildings	\$1,650,000.00
Total	\$25,811,621.00

EXAMPLES OF EXISTING CONDITIONS AT CABRILLO HIGH SCHOOL




EXAMPLES OF EXISTING CONDITIONS AT CABRILLO HIGH SCHOOL



EXAMPLES OF EXISTING CONDITIONS AT CABRILLO HIGH SCHOOL



EXAMPLES OF EXISTING CONDITIONS AT CABRILLO HIGH SCHOOL



Crestview Elementary School	
Category/Scope	Estimated Cost
Health/Safety	
Fire Alarm Upgrades	\$275,000.00
Security Fencing	\$1,138,500.00
Security Cameras	\$45,540.00
Lead Abatement	\$75,900.00
Intercom System	\$53,130.00
Trip Hazards/Sidewalks	\$17,710.00
Room Alarm Systems	\$37,950.00
Building Improvements	
Roofing	\$56,925.00
IT Infrastructure	\$322,575.00
HVAC	\$394,680.00
Flooring	\$154,000.00
Painting	\$178,200.00
Electrical Improvements (non-lighting)	\$37,950.00
Blinds	\$101,200.00
Doors & hardware	\$25,047.00
Ceiling Repairs	\$4,428.00
Restroom Upgrades	\$11,000.00
Library Fixture Upgrades	\$5,060.00
Window Systems	\$75,900.00
Site Improvements	
Turf Improvements/Replacements	\$1,322,382.00
Playground Rubberized Fall Media	\$305,689.00
Paving Restoration/Replacement	\$192,784.00
Grading	\$18,975.00
Irrigation Upgrades	\$69,575.00
Landscaping	\$18,975.00
Site Signage	\$22,000.00
ADA Path of Travel	\$31,625.00
Energy Management	
Master Controls/Equipment Upgrades	\$75,078.00
Replacement of Portables with Permanent CRs	
12 Classroom Buildings	\$5,400,000.00
1 Restroom Building	\$316,250.00
Total	\$10,784,028.00

EXAMPLES OF EXISTING CONDITIONS AT CRESTVIEW ELEMENTARY SCHOOL



EXAMPLES OF EXISTING CONDITIONS AT CRESTVIEW ELEMENTARY SCHOOL



EXAMPLES OF EXISTING CONDITIONS AT CRESTVIEW ELEMENTARY SCHOOL



Fillmore Elementary School

Category/Scope	Estimated Cost
Health/Safety	
Fire Alarm Upgrades	\$275,000.00
Security Fencing	\$404,800.00
Security Cameras	\$53,130.00
Lead Abatement	\$75,900.00
Intercom System	\$49,335.00
Trip Hazards/Sidewalks	\$15,180.00
Room Alarm Systems	\$37,950.00
Building Improvements	
Roofing	\$208,725.00
IT Infrastructure	\$107,525.00
HVAC	\$328,000.00
Flooring	\$143,000.00
Painting	\$169,400.00
Electrical Improvements (non-lighting)	\$37,950.00
Blinds	\$37,950.00
Doors & hardware	\$6,325.00
Ceiling Repairs	\$4,428.00
Restroom Upgrades	\$11,000.00
Library Fixture Upgrades	\$5,060.00
Window Systems	\$126,500.00
Food Service Improvements	
Equipment	\$2,530.00
Site Improvements	
Turf Improvements/Replacements	\$1,046,815.00
Playground Rubberized Fall Media	\$176,468.00
Paving Restoration/Replacement	\$73,670.00
Grading	\$12,650.00
Irrigation Upgrades	\$18,975.00
Landscaping	\$3,795.00
Site Signage	\$22,000.00
Playground Containment	\$5,465.00
Kindergarten Classroom Upgrades	\$15,180.00
ADA Path of Travel	
	\$31,625.00
Energy Management	
Master Controls/Equipment Upgrades	\$68,753.00
Replacement of Portables with Permanent CRs	
11 Classroom Buildings	\$4,950,000.00
Total	\$8,525,084.00

RECEIVED
OFFICE OF PUBLIC
SCHOOL CONSTRUCTION

2019 OCT 11 PM 12:11

MAIL ROOM

EXAMPLES OF EXISTING CONDITIONS AT FILLMORE ELEMENTARY SCHOOL



EXAMPLES OF EXISTING CONDITIONS AT FILLMORE ELEMENTARY SCHOOL



EXAMPLES OF EXISTING CONDITIONS AT FILLMORE ELEMENTARY SCHOOL



Hapgood Elementary School

Category/Scope	Estimated Cost
Health/Safety	
Fire Alarm Upgrades	\$275,000.00
Security Fencing	\$468,050.00
Security Cameras	\$53,130.00
Lead Abatement	\$75,900.00
Intercom System	\$49,335.00
Trip Hazards/Sidewalks	\$17,710.00
Room Alarm Systems	\$37,950.00
Building Improvements	
Roofing	\$32,890.00
IT Infrastructure	\$145,475.00
HVAC	\$18,975.00
Flooring	\$187,000.00
Painting	\$204,600.00
Electrical Improvements (non-lighting)	\$37,950.00
Blinds	\$37,950.00
Doors & hardware	\$23,023.00
Ceiling Repairs	\$4,428.00
Restroom Upgrades	\$11,000.00
Library Fixture Upgrades	\$5,060.00
Window Systems	\$366,850.00
Site Improvements	
Turf Improvements/Replacements	\$1,004,002.00
Playground Rubberized Fall Media	\$375,705.00
Paving Restoration/Replacement	\$527,181.00
Grading	\$10,120.00
Irrigation Upgrades	\$12,650.00
Landscaping	\$5,060.00
Site Signage	\$22,000.00
Kinder Playground Upgrades	\$15,180.00
Kindergarten Classroom Upgrades	\$15,180.00
ADA Path of Travel	
	\$31,625.00
Energy Management	
Master Controls/Equipment Upgrades	\$68,753.00
Replacement of Portables with Permanent CRs	
3 Classroom Buildings	\$1,350,000.00
Total	\$5,489,732.00

RECEIVED
OFFICE OF PUBLIC
SCHOOL CONSTRUCTION

2019 OCT 11 PM 12:11

MAIL ROOM


EXAMPLES OF EXISTING CONDITIONS AT HAPGOOD ELEMENTARY SCHOOL



EXAMPLES OF EXISTING CONDITIONS AT HAPGOOD ELEMENTARY SCHOOL



EXAMPLES OF EXISTING CONDITIONS AT HAPGOOD ELEMENTARY SCHOOL



La Canada Elementary School
Category/Scope

Estimated Cost

Health/Safety

Fire Alarm Upgrades	\$275,000.00
Security Fencing	\$404,800.00
Security Cameras	\$53,130.00
Lead Abatement	\$75,900.00
Intercom System	\$49,335.00
Trip Hazards/Sidewalks	\$15,180.00
Room Alarm Systems	\$37,950.00

Building Improvements

Roofing	\$45,540.00
IT Infrastructure	\$139,150.00
HVAC	\$253,000.00
Flooring	\$126,500.00
Painting	\$156,200.00
Electrical Improvements (non-lighting)	\$37,950.00
Blinds	\$25,300.00
Doors & hardware	\$10,120.00
Ceiling Repairs	\$4,428.00
Restroom Upgrades	\$11,000.00
Library Fixture Upgrades	\$5,060.00
Window Systems	\$50,600.00

Food Service Improvements

Food Refrigeration	\$12,018.00
Kitchen Improvements	\$18,975.00
Equipment	\$2,530.00

Site Improvements

Turf Improvements/Replacements	\$1,523,947.00
Playground Rubberized Fall Media	\$19,582.00
Playground Containment	\$97,405.00
Paving Restoration/Replacement	\$373,709.00
Grading	\$18,975.00
Irrigation Upgrades	\$12,650.00
Landscaping	\$3,795.00
Site Signage	\$22,000.00
Kinder Playground Upgrades	\$12,650.00
Kindergarten Classroom Upgrades	\$15,180.00

ADA Path of Travel

\$31,625.00

Energy Management

Master Controls/Equipment Upgrades	\$75,078.00
------------------------------------	-------------

Replacement of Portables with Permanent CRs

10 Classroom Buildings	\$4,500,000.00
1 Restroom Building	\$316,250.00

Total

\$8,832,512.00

RECEIVED
OFFICE OF PUBLIC
SCHOOL CONSTRUCTION

2019 OCT 11 PM 12:11

MAIL ROOM

EXAMPLES OF EXISTING CONDITIONS AT LA CANADA ELEMENTARY SCHOOL
ELEMENTARY SCHOOL



EXAMPLES OF EXISTING CONDITIONS AT LA CANADA ELEMENTARY SCHOOL
ELEMENTARY SCHOOL



EXAMPLES OF EXISTING CONDITIONS AT LA CANADA ELEMENTARY SCHOOL
ELEMENTARY SCHOOL



EXAMPLES OF EXISTING CONDITIONS AT LA CANADA ELEMENTARY SCHOOL
ELEMENTARY SCHOOL

La Honda Elementary School
Category/Scope

Estimated Cost


Health/Safety	
Fire Alarm Upgrades	\$275,000.00
Security Fencing	\$387,090.00
Security Cameras	\$45,540.00
Lead Abatement	\$75,900.00
Intercom System	\$44,275.00
Trip Hazards/Sidewalks	\$17,710.00
Room Alarm Systems	\$37,950.00
Building Improvements	
Roofing	\$37,950.00
IT Infrastructure	\$145,475.00
HVAC	\$316,250.00
Flooring	\$110,000.00
Painting	\$143,000.00
Electrical Improvements (non-lighting)	\$37,950.00
Blinds	\$20,240.00
Doors & hardware	\$6,325.00
Ceiling Repairs	\$4,428.00
Restroom Upgrades	\$11,000.00
Library Fixture Upgrades	\$5,060.00
Food Service Improvements	
Kitchen Improvements	\$18,975.00
Equipment	\$2,530.00
Site Improvements	
Turf Improvements/Replacements	\$1,002,856.00
Playground Rubberized Fall Media	\$254,265.00
Playground Containment	\$2,783.00
Paving Restoration/Replacement	\$326,900.00
Grading	\$8,855.00
Irrigation Upgrades	\$8,855.00
Landscaping	\$3,795.00
Site Signage	\$22,000.00
Kinder Playground Upgrades	\$22,770.00
ADA Path of Travel	
	\$31,625.00
Energy Management	
Master Controls/Equipment Upgrades	\$64,958.00
Replacement of Portables with Permanent CRs	
10 Classroom Buildings	\$5,400,000.00
Total	\$8,892,310.00

RECEIVED
 OFFICE OF PUBLIC
 SCHOOL CONSTRUCTION

2019 OCT 11 PM 12:11

MAIL ROOM

EXAMPLES OF EXISTING CONDITIONS AT LA HONDA ELEMENTARY SCHOOL
ELEMENTARY SCHOOL



EXAMPLES OF EXISTING CONDITIONS AT LA HONDA ELEMENTARY SCHOOL
ELEMENTARY SCHOOL



EXAMPLES OF EXISTING CONDITIONS AT LA HONDA ELEMENTARY SCHOOL
ELEMENTARY SCHOOL



EXAMPLES OF EXISTING CONDITIONS AT LA HONDA ELEMENTARY SCHOOL
ELEMENTARY SCHOOL

ATTACHMENT A

Lompoc High School

Category/Scope	Estimated Cost
Health/Safety	
Fire Alarm Upgrades	\$495,000.00
Security Fencing	\$695,750.00
Security Cameras	\$189,750.00
Lead Abatement	\$101,200.00
Intercom System	\$126,500.00
Trip Hazards/Sidewalks	\$44,275.00
Room Alarm Systems	\$107,525.00
Concealed Weapon Detection Line	\$37,950.00
Building Improvements	
Roofing	\$88,550.00
IT Infrastructure	\$139,150.00
HVAC	\$442,750.00
Flooring	\$396,000.00
Painting	\$536,800.00
Electrical Improvements (non-lighting)	\$75,900.00
Blinds	\$113,850.00
Doors & hardware	\$30,360.00
Ceiling Repairs	\$17,710.00
Restroom Upgrades	\$11,000.00
Library Fixture Upgrades	\$20,240.00
Gymnasium Floors	\$189,750.00
Music Instrument Storage	\$30,360.00
Music Library	\$22,770.00
Music Risers	\$31,625.00
Music Recording Studio	\$44,275.00
Music Room Acoustical Wall Treatment	\$82,500.00
High Tech Media Center	\$158,125.00
Site Improvements	
Turf Improvements/Replacements	\$3,310,067.00
Paving Restoration/Replacement	\$2,082,199.00
Grading	\$18,975.00
Irrigation Upgrades	\$37,950.00
Landscaping	\$31,625.00
Site Signage	\$33,000.00
All-weather Track	\$442,750.00
Tennis Court Restoration or Replacement	\$278,300.00
Stadium Lighting	\$164,450.00
Stadium Renovation	\$759,000.00
Track & Field Runways/Pit Infrastructure	\$63,250.00
Baseball/Softball Facility Restoration	\$101,200.00
Swimming Pool Facility Restoration/Replacement	\$4,048,000.00
Stadium Restroom	\$227,700.00
Lockers/Locker Room Restoration	\$88,550.00
ADA Path of Travel	
	\$63,250.00
Energy Management	
Master Controls/Equipment Upgrades	\$147,183.00
Replacement of Portables with Permanent CRs	
9 Classroom Buildings	\$4,950,000.00
Total	\$21,077,114.00

RECEIVED
OFFICE OF PUBLIC
SCHOOL CONSTRUCTION


2019 OCT 11 PM 12:11

MAIL ROOM

EXAMPLES OF EXISTING CONDITIONS AT LOMPOC HIGH SCHOOL




EXAMPLES OF EXISTING CONDITIONS AT LOMPOC HIGH SCHOOL



EXAMPLES OF EXISTING CONDITIONS AT LOMPOC HIGH SCHOOL



EXAMPLES OF EXISTING CONDITIONS AT LOMPOC HIGH SCHOOL



Lompoc Valley Middle School

Category/Scope	Estimated Cost
Health/Safety	
Fire Alarm Upgrades	\$330,000.00
Security Fencing	\$404,800.00
Security Cameras	\$86,020.00
Lead Abatement	\$75,900.00
Intercom System	\$101,200.00
Trip Hazards/Sidewalks	\$30,360.00
Room Alarm Systems	\$63,250.00
Concealed Weapon Detection Line	\$6,000.00
Building Improvements	
Roofing	\$58,190.00
IT Infrastructure	\$404,800.00
HVAC	\$25,300.00
Flooring	\$247,500.00
Painting	\$308,000.00
Electrical Improvements (non-lighting)	\$75,900.00
Blinds	\$63,250.00
Doors & hardware	\$20,240.00
Ceiling Repairs	\$13,283.00
Restroom Upgrades	\$11,000.00
Library Fixture Upgrades	\$10,120.00
Window Systems	\$126,500.00
Gymnasium Restoration	\$56,925.00
Gymnasium Floors	\$158,125.00
Music Instrument Storage	\$15,180.00
Music Library	\$10,120.00
Music Risers	\$22,770.00
Food Service Improvements	
Food Refrigeration	\$20,240.00
Kitchen Improvements	\$107,525.00
Equipment	\$50,600.00
Site Improvements	
Turf Improvements/Replacements	\$1,506,221.00
Paving Restoration/Replacement	\$836,837.00
Grading	\$15,180.00
Irrigation Upgrades	\$10,120.00
Landscaping	\$18,975.00
Site Signage	\$27,500.00
ADA Path of Travel	
	\$56,925.00
Energy Management	
Master Controls/Equipment Upgrades	\$102,908.00
Replacement of Portables with Permanent CRs	
4 Classroom Buildings	\$2,000,000.00
Total	\$7,477,764.00

RECEIVED
 OFFICE OF PUBLIC
 SCHOOL CONSTRUCTION
 2019 OCT 11 PM 12:11

MAIL ROOM

EXAMPLES OF EXISTING CONDITIONS AT LOMPOC VALLEY MIDDLE SCHOOL



EXAMPLES OF EXISTING CONDITIONS AT LOMPOC VALLEY MIDDLE SCHOOL



EXAMPLES OF EXISTING CONDITIONS AT LOMPOC VALLEY MIDDLE SCHOOL



Los Berros Elementary School

Category/Scope	Estimated Cost
Health/Safety	
Fire Alarm Upgrades	\$275,000.00
Security Fencing	\$341,550.00
Security Cameras	\$45,540.00
Lead Abatement	\$37,950.00
Intercom System	\$44,275.00
Trip Hazards/Sidewalks	\$15,180.00
Room Alarm Systems	\$37,950.00
Building Improvements	
Roofing	\$94,875.00
IT Infrastructure	\$170,775.00
HVAC	\$253,000.00
Flooring	\$143,000.00
Painting	\$169,400.00
Electrical Improvements (non-lighting)	\$37,950.00
Blinds	\$20,240.00
Doors & hardware	\$6,325.00
Ceiling Repairs	\$4,428.00
Restroom Upgrades	\$11,000.00
Library Fixture Upgrades	\$5,060.00
Food Service Improvements	
Kitchen Improvements	\$18,975.00
Equipment	\$2,530.00
Site Improvements	
Turf Improvements/Replacements	\$1,168,897.00
Playground Rubberized Fall Media	\$375,705.00
Playground Containment	\$12,587.00
Paving Restoration/Replacement	\$207,184.00
Grading	\$31,625.00
Irrigation Upgrades	\$12,650.00
Landscaping	\$5,060.00
Site Signage	\$22,000.00
Kindergarten Classroom Upgrades	\$7,590.00
ADA Path of Travel	
	\$18,975.00
Energy Management	
Master Controls/Equipment Upgrades	\$58,633.00
Replacement of Portables with Permanent CRs	
5 Classroom Buildings	\$2,250,000.00
Total	\$5,905,909.00

RECEIVED
OFFICE OF PUBLIC
SCHOOL CONSTRUCTION

2019 OCT 11 PM 12:11

MAIL ROOM

EXAMPLES OF EXISTING CONDITIONS AT LOS BERROS ELEMENTARY SCHOOL



EXAMPLES OF EXISTING CONDITIONS AT LOS BERROS ELEMENTARY SCHOOL



EXAMPLES OF EXISTING CONDITIONS AT LOS BERROS ELEMENTARY SCHOOL



EXAMPLES OF EXISTING CONDITIONS AT LOS BERROS ELEMENTARY SCHOOL



Maple High School

Category/Scope	Estimated Cost
Health/Safety	
Fire Alarm Upgrades	\$275,000.00
Security Fencing	\$141,680.00
Security Cameras	\$53,130.00
Lead Abatement	\$75,900.00
Intercom System	\$44,275.00
Trip Hazards/Sidewalks	\$43,010.00
Room Alarm Systems	\$31,625.00
Concealed Weapon Detection Line	\$18,975.00
Building Improvements	
Roofing	\$43,010.00
IT Infrastructure	\$82,225.00
HVAC	\$12,650.00
Flooring	\$82,500.00
Painting	\$121,000.00
Electrical Improvements (non-lighting)	\$37,950.00
Blinds	\$30,360.00
Doors & hardware	\$57,558.00
Ceiling Repairs	\$4,428.00
Restroom Upgrades	\$11,000.00
Food Service Improvements	
Food Refrigeration	\$10,120.00
Kitchen Improvements	\$25,300.00
Food Heating	\$3,795.00
Site Improvements	
Turf Improvements/Replacements	\$496,804.00
Paving Restoration/Replacement	\$81,666.00
Grading	\$69,575.00
Irrigation Upgrades	\$75,900.00
Landscaping	\$113,850.00
Site Signage	\$33,000.00
Kinder Playground Upgrades	\$18,975.00
Kindergarten Classroom Upgrades	\$22,770.00
ADA Path of Travel	
	\$25,300.00
Energy Management	
Master Controls/Equipment Upgrades	\$49,778.00
Replacement of Portables with Permanent CRs	
3 Classroom Buildings	\$1,650,000.00
Total	\$3,843,109.00

RECEIVED
OFFICE OF PUBLIC
SCHOOL CONSTRUCTION
2019 OCT 11 PM 12:11

MAIL ROOM

EXAMPLES OF EXISTING CONDITIONS AT MAPLE HIGH SCHOOL



EXAMPLES OF EXISTING CONDITIONS AT MAPLE HIGH SCHOOL



EXAMPLES OF EXISTING CONDITIONS AT MAPLE HIGH SCHOOL



EXAMPLES OF EXISTING CONDITIONS AT MAPLE HIGH SCHOOL

Miguelito Elementary School
Category/Scope

Estimated Cost

Health/Safety	
Fire Alarm Upgrades	\$275,000.00
Security Fencing	\$303,600.00
Security Cameras	\$45,540.00
Lead Abatement	\$75,900.00
Intercom System	\$44,275.00
Trip Hazards/Sidewalks	\$22,770.00
Room Alarm Systems	\$37,950.00
Building Improvements	
IT Infrastructure	\$56,925.00
HVAC	\$531,300.00
Flooring	\$93,500.00
Painting	\$129,800.00
Electrical Improvements (non-lighting)	\$37,950.00
Blinds	\$25,300.00
Doors & hardware	\$6,325.00
Ceiling Repairs	\$4,428.00
Restroom Upgrades	\$11,000.00
Library Fixture Upgrades	\$5,060.00
Food Service Improvements	
Kitchen Improvements	\$18,975.00
Equipment	\$2,530.00
Site Improvements	
Turf Improvements/Replacements	\$785,291.00
Playground Rubberized Fall Media	\$136,620.00
Playground Containment	\$4,111.00
Paving Restoration/Replacement	\$694,500.00
Grading	\$18,975.00
Irrigation Upgrades	\$12,650.00
Landscaping	\$12,650.00
Site Signage	\$22,000.00
Kinder Playground Upgrades	\$25,300.00
Kindergarten Classroom Upgrades	\$7,590.00
ADA Path of Travel	
	\$31,625.00
Energy Management	
Master Controls/Equipment Upgrades	\$64,958.00
Replacement of Portables with Permanent CRs	
15 Classroom Buildings	\$6,750,000.00
1 Restroom Building	\$316,250.00
Total	\$10,610,648.00

RECEIVED
OFFICE OF PUBLIC
SCHOOL CONSTRUCTION

2019 OCT 11 PM12:11

MAIL ROOM

EXAMPLES OF EXISTING CONDITIONS AT MIGUELITO ELEMENTARY SCHOOL



EXAMPLES OF EXISTING CONDITIONS AT MIGUELITO ELEMENTARY SCHOOL



EXAMPLES OF EXISTING CONDITIONS AT MIGUELITO ELEMENTARY SCHOOL

EXAMPLES OF EXISTING CONDITIONS AT MIGUELITO ELEMENTARY SCHOOL

Ruth Elementary School

Category/Scope	Estimated Cost
Health/Safety	
Fire Alarm Upgrades	\$275,000.00
Security Fencing	\$404,800.00
Security Cameras	\$53,130.00
Lead Abatement	\$75,900.00
Intercom System	\$49,335.00
Trip Hazards/Sidewalks	\$17,710.00
Room Alarm Systems	\$37,950.00
Building Improvements	
Roofing	\$164,450.00
IT Infrastructure	\$97,405.00
Flooring	\$110,000.00
Painting	\$143,000.00
Electrical Improvements (non-lighting)	\$37,950.00
Blinds	\$25,300.00
Doors & hardware	\$6,325.00
Ceiling Repairs	\$4,428.00
Restroom Upgrades	\$11,000.00
Library Fixture Upgrades	\$5,060.00
Window Systems	\$75,900.00
Food Service Improvements	
Food Refrigeration	\$12,018.00
Kitchen Improvements	\$18,975.00
Equipment	\$2,530.00
Site Improvements	
Turf Improvements/Replacements	\$1,036,232.00
Playground Rubberized Fall Media	\$193,545.00
Playground Containment	\$5,693.00
Paving Restoration/Replacement	\$463,376.00
Grading	\$12,650.00
Irrigation Upgrades	\$25,300.00
Landscaping	\$7,590.00
Site Signage	\$22,000.00
Kinder Playground Upgrades	\$12,650.00
Kindergarten Classroom Upgrades	\$15,180.00
ADA Path of Travel	
	\$31,625.00
Energy Management	
Master Controls/Equipment Upgrades	\$67,488.00
Replacement of Portables with Permanent CRs	
19 Classroom Buildings	\$8,550,000.00
1 Restroom Building	\$316,250.00
Total	\$12,387,745.00

RECEIVED
OFFICE OF PUBLIC
SCHOOL CONSTRUCTION

2019 OCT 11 PM12:11

MAIL ROOM

EXAMPLES OF EXISTING CONDITIONS AT RUTH ELEMENTARY SCHOOL



EXAMPLES OF EXISTING CONDITIONS AT RUTH ELEMENTARY SCHOOL



EXAMPLES OF EXISTING CONDITIONS AT RUTH ELEMENTARY SCHOOL



EXAMPLES OF EXISTING CONDITIONS AT RUTH ELEMENTARY SCHOOL



EXAMPLES OF EXISTING CONDITIONS AT RUTH ELEMENTARY SCHOOL



Vandenberg Middle School

Category/Scope	Estimated Cost
Health/Safety	
Fire Alarm Upgrades	\$330,000.00
Security Fencing	\$192,280.00
Security Cameras	\$53,130.00
Lead Abatement	\$44,275.00
Intercom System	\$101,200.00
Trip Hazards/Sidewalks	\$80,960.00
Room Alarm Systems	\$56,925.00
Concealed Weapon Detection Line	\$6,000.00
Building Improvements	
Roofing	\$37,950.00
IT Infrastructure	\$126,500.00
HVAC	\$126,500.00
Flooring	\$209,000.00
Painting	\$277,200.00
Electrical Improvements (non-lighting)	\$75,900.00
Blinds	\$30,360.00
Doors & hardware	\$7,590.00
Ceiling Repairs	\$13,283.00
Restroom Upgrades	\$11,000.00
Library Fixture Upgrades	\$10,120.00
Music Instrument Storage	\$15,180.00
Music Library	\$10,120.00
Music Risers	\$22,770.00
Site Improvements	
Turf Improvements/Replacements	\$2,422,345.00
Paving Restoration/Replacement	\$370,786.00
Grading	\$107,525.00
Irrigation Upgrades	\$113,850.00
Landscaping	\$37,950.00
Site Signage	\$27,500.00
Track	\$158,125.00
ADA Path of Travel	\$31,625.00
Energy Management	
Master Controls/Equipment Upgrades	\$99,113.00
Replacement of Portables with Permanent CRs	
8 Classroom Buildings	\$4,000,000.00
Total	\$9,207,062.00

RECEIVED
OFFICE OF PUBLIC
SCHOOL CONSTRUCTION


2019 OCT 11 PM 12:11

MAIL ROOM

EXAMPLES OF EXISTING CONDITIONS AT VANDENBERG MIDDLE SCHOOL



EXAMPLES OF EXISTING CONDITIONS AT VANDENBERG MIDDLE SCHOOL



ATTACHMENT B

AUTHORITY

Education Code Section 17075.10(b)(1)(B) states that "...the school district has made all reasonable efforts to impose levels of local debt capacity and developer fees, and that the school district is, therefore, unable to participate in the program pursuant to this chapter except as set forth in this article."

EC Section 17075.15(d) states:

Further, regulations shall also specify a method for determining required level of local effort to obtain matching funds. The regulations shall include consideration of at least all of the following factors:

(1) Whether the school district has passed a bond measure within the two-year period immediately preceding the application for funding under this article, the proceeds of which are substantially available for use in the project to be funded under this chapter, but remains unable to provide the necessary matching share requirement.

(2) Whether the principal amount of the current outstanding bonded indebtedness issued for the purpose of constructing school facilities for the school district and secured by property within the school district or by revenues of, or available to, the school district, which shall include general obligation bonds, Mello-Roos bonds, school facility improvement district bonds, certificates of participation, and other debt instruments issued for the purpose of constructing school facilities for the school district and for which owners of property within the school district or the school district are paying debt service is at least 60 percent of the school district's total bonding capacity, as determined by the board.

(3) Whether the total bonding capacity, as defined in Section 15102 or 15106, as applicable, is five million dollars (\$5,000,000) or less, in which case, the school district shall be deemed eligible for financial hardship.

(4) Whether the application for funding under this article is from a county superintendent of schools.

(5) Whether the school district submits other evidence of substantial local effort acceptable to the board.

(6) The value of any unused local general obligation debt capacity, and developer fees added to the needs analysis to reflect the district's financial hardship, available for the purposes of school facilities financing."

School Facility Program (SFP) Regulation Section 1859.81(c) states

(c) "...The district has made all reasonable efforts to fund its matching share of the project by demonstrating it is levying the developer fee justified under law or an alternative revenue source equal to or greater than the developer fee otherwise justified under law at the time of request for hardship and the district meets at least one of the following:

(1) The current outstanding bonded indebtedness of the district issued for the purpose of constructing school facilities in accordance with Education code Section 17072.35 or 17074.25 as appropriate, at the time of request for financial hardship status, is at least 60 percent of the district's total bonding capacity. Outstanding bonded indebtedness includes that part of general obligation bonds, Mello-Roos Bonds, School Facility Improvement District Bonds and certificates of participation which the district is paying a debt service that was issued for capital outlay school facility purposes.

(2) The district had a successful registered voter bond election for at least the maximum amount allowed under Proposition 39 within the previous two years from the date of request for financial hardship status. The proceeds from the bond election that represent the maximum amount allowed under the provisions of Proposition 39 must be used to fund the district's matching share requirement for SFP project(s).

(3) It is a County Superintendent of Schools.

(4) The district's total bonding capacity at the time of the request for financial hardship status is \$5 million or less.

(5) Other evidence of reasonable effort as approved by the SAB.

ATTACHMENT C

District's Seeking Financial Hardship Status – Other Evidence

District	District FH Request	Unique Situation	SAB Meeting Date	Board Action
Monterey Peninsula	New construction project – full construction funding	<ul style="list-style-type: none"> • Closure of Fort Ord • Loss of \$10 million in annual federal aid 	January 23, 2003	Approved
Mariposa County Unified	Three modernization projects – full construction funding	<ul style="list-style-type: none"> • No bonded Indebtedness • Never attempted prop. 39 bond 	February 26, 2003	FH Status not approved
Galt Joint Union High	Two new construction projects – full construction funding	<ul style="list-style-type: none"> • Three Failed bond measures • Levying max. developer fees • In danger of becoming AB 1200¹ district 	August 25, 2004	Approved
Needles Unified	New construction project – full construction funding	Facility Hardship project, school needed to be relocated because of hazardous transportation route to site and remote location.	October 26, 2005	<ul style="list-style-type: none"> • Approved Design grant only • Board directed District to pass local bond before seeking FH for construction phase
Acton-Aqua Dulce Unified	New construction project – full construction funding	<ul style="list-style-type: none"> • Previously under State receivership • Gym was non-Field Act compliant & shut down by DSA • No cafeteria 	October 26, 2005	<ul style="list-style-type: none"> • Board seeking further information • Item was scheduled again for 3/22/06 SAB meeting • District withdrew appeal with understanding that they needed to first seek a local bond measure
Needles Unified	New construction project & two modernization projects – full construction funding	Facility Hardship project, entire school was relocated because of hazardous transportation route to site and remote location	January 27, 2007	<ul style="list-style-type: none"> • Approved new construction Parker Dam project only • Modernization projects not approved
Biggs Unified	New construction project – Design only funding	<ul style="list-style-type: none"> • Lacked matching funds to move forward • Instability of District's fiscal situation 	January 27, 2010	<ul style="list-style-type: none"> • Approved for Design grant only • Board directed District to seek local funding sources prior to requesting FH for construction phase

ATTACHMENT C

District's Seeking Financial Hardship Status – Other Evidence

District	District FH Request	Unique Situation	SAB Meeting Date	Board Action
Aromas-San Juan Unified	Facility Hardship project-Design Funding with Advance Funding for Evaluation and RA	Facility Hardship project involves buildings defined as "Most Vulnerable Category 2 Building	March 28, 2012	<ul style="list-style-type: none"> • Board took no action • FH status not approved
Sierra Plumas Joint Unified	Facility Hardship project- full construction funding	<ul style="list-style-type: none"> • Unable to pass a bond due to county demographics and history • Requesting funding for health and safety related rehabilitation work 	March 20, 2013	FH status not approved
Mountain Valley Unified	Two facility Hardship projects-full construction funding	Facility Hardship project, portions of a remotely located school were closed for mold mitigation.	August 23, 2017	<ul style="list-style-type: none"> • FH status approved • Approved for immediate Apportionment
Central Unified Elementary	One modernization project – full construction funding	<ul style="list-style-type: none"> • Unable to pass a bond due to county demographics • State funding leveraged Federal Office of Economic Adjustment project funding 	December 11, 2018	<ul style="list-style-type: none"> • FH status approved • Approved for immediate apportionment
Biggs Unified	Four modernization projects – full construction funding	<ul style="list-style-type: none"> • Unable to pass a local bond • Impacted by students displaced by the Camp Fire • Continual instability of District's fiscal situation 	June 26, 2019	<ul style="list-style-type: none"> • FH status approved

¹AB 1200 District – Law passed in 1991 that defined fiscal accountability for school districts and county offices of education to prevent bankruptcy. Districts are required to submit interim reports of their financial health to their County offices.

ANNUAL ADJUSTMENT TO SCHOOL FACILITY PROGRAM GRANTS

PURPOSE OF REPORT

To adopt the annual adjustment in the School Facility Program (SFP) grants based on the change in construction costs pursuant to the Education Code (EC) and SFP Regulations.

DESCRIPTION

This item presents the State Allocation Board (Board) with the annual adjustment to the SFP grants based on the statewide cost index for Class B construction. Each year the Board adjusts the SFP grants to reflect construction cost changes. In January 2016, the Board adopted the RS Means index for 2016 and future years. This item presents the 2019 annual adjustment to SFP grants based on the RS Means index.

AUTHORITY

See Attachment A.

STAFF ANALYSIS/STATEMENTS

At the January 2016 meeting, the Board adopted an increase to the SFP grants using the RS Means Construction Cost Index (CCI) as the statewide cost index for Class B construction.

The current rate of change between 2019 and 2020 for the RS Means Class B CCI is 2.08 percent. The chart below reflects the amounts previously adopted for 2019 compared to the potential amount for the new construction base grants.

Grade Level	Regulation Section	Current Adjusted Grant Per Pupil Effective 1-1-19	RS Means 2.08%
			Potential Grant Per Pupil Effective 1-1-20
Elementary	1859.71	\$12,197	\$12,451
Middle	1859.71	\$12,901	\$13,169
High	1859.71	\$16,415	\$16,756
Special Day Class – Severe	1859.71.1	\$34,274	\$34,987
Special Day Class – Non-Severe	1859.71.1	\$22,922	\$23,399

STAFF ANALYSIS/STATEMENTS (cont.)

The following chart shows the amounts previously adopted compared to the potential amount for the modernization base grants.

Grade Level	Regulation Section	Current Adjusted Grant Per Pupil Effective 1-1-19	RS Means 2.08%
			Potential Grant Per Pupil Effective 1-1-20
Elementary	1859.78	\$4,644	\$4,741
Middle	1859.78	\$4,912	\$5,014
High	1859.78	\$6,431	\$6,565
Special Day Class – Severe	1859.78.3	\$14,802	\$15,110
Special Day Class – Non-Severe	1859.78.3	\$9,903	\$10,109

In addition, the CCI adjustment would increase the threshold amount for Government Code Section 66452.6(a)(2) for the period of one year commencing March 1, 2019. The following chart shows the amount previously adopted for 2018 compared to the resulting threshold amount, upon approval of the proposed 2019 CCI adjustment:

Resulting Amount	RS Means 2.08%
	Effective 3-1-2019 Potential 3-1-2020
	\$307,101 \$313,489

RECOMMENDATION

Adopt the increase of 2.08 percent for the 2020 SFP grants based on the RS Means Construction Cost Index as shown in Attachment B.

ATTACHMENT A

AUTHORITY

For the New Construction grant, EC Section 17072.10(b) states, “The board annually shall adjust the per-unhoused- pupil apportionment to reflect construction cost changes, as set forth in the statewide cost index for class B construction as determined by the board.”

For Modernization funding, EC Section 17074.10(b) states, “The board shall annually adjust the factors set forth in subdivision (a) according to the adjustment for inflation set forth in the statewide cost index for class B construction, as determined by the board.”

Government Code Section 66452.6 states:

(a)(1) An approved or conditionally approved tentative map shall expire 24 months after its approval or conditional approval, or after any additional period of time as may be prescribed by local ordinance, not to exceed an additional 12 months. However, if the subdivider is required to expend two hundred thirty-six thousand seven hundred ninety dollars (\$236,790) or more to construct, improve, or finance the construction or improvement of public improvements outside the property boundaries of the tentative map, excluding improvements of public rights-of-way which abut the boundary of the property to be subdivided and which are reasonably related to the development of that property, each filing of a final map authorized by Section 66456.1 shall extend the expiration of the approved or conditionally approved tentative map by 36 months from the date of its expiration, as provided in this section, or the date of the previously filed final map, whichever is later. The extensions shall not extend the tentative map more than 10 years from its approval or conditional approval.

...

(2) Commencing January 1, 2012, and each calendar year thereafter, the amount of two hundred thirty-six thousand seven hundred ninety dollars (\$236,790) shall be annually increased by operation of law according to the adjustment for inflation set forth in the statewide cost index for class B construction, as determined by the State Allocation Board at its January meeting. The effective date of each annual adjustment shall be March 1. The adjusted amount shall apply to tentative and vesting tentative maps whose applications were received after the effective date of the adjustment.

SFP Regulation Section 1859.71 states,

The new construction per-unhoused-pupil grant amount, as provided by Education Code Section 17072.10(a), will be adjusted annually based on the change in the Class B Construction Cost Index as approved by the Board each January. The base Class B Construction Cost Index shall be 1.30 and the first adjustment shall be January, 1999.

The new construction per-unhoused-pupil grant amount, as provided by Education Code Section 17072.10(a), may be increased by an additional amount not to exceed six percent in a fiscal year, or decreased, based on the analysis of the current cost to build schools as reported on the Project Information Worksheet (Revised 05/10) which shall be submitted with the Forms SAB 50-05 and 50-06 and as approved by the Board.

ATTACHMENT A

SFP Regulation Section 1859.2 Definitions states,

“Class B Construction Cost Index” is a construction factor index for structures made of reinforced concrete or steel frames, concrete floors, and roofs, and accepted and used by the Board.

SFP Regulation Section 1859.78 states, “The modernization per-unhoused-pupil grant amount, as provided by Education Code Section 17074.10(a), will be adjusted annually based on the change in the Class B Construction Cost Index as approved by the Board each January.

ATTACHMENT B

ANNUAL ADJUSTMENT TO SCHOOL FACILITY PROGRAM GRANTS

State Allocation Board Meeting, January 22, 2020

Grant Amount Adjustments

New Construction	SFP Regulation Section	Adjusted Grant Per Pupil Effective 1-1-19	Adjusted Grant Per Pupil Effective 1-1-20
Elementary	1859.71	\$12,197	\$12,451
Middle	1859.71	\$12,901	\$13,169
High	1859.71	\$16,415	\$16,756
Special Day Class – Severe	1859.71.1	\$34,274	\$34,987
Special Day Class – Non-Severe	1859.71.1	\$22,922	\$23,399
Automatic Fire Detection/Alarm System – Elementary	1859.71.2	\$15	\$15
Automatic Fire Detection/Alarm System – Middle	1859.71.2	\$20	\$20
Automatic Fire Detection/Alarm System – High	1859.71.2	\$33	\$34
Automatic Fire Detection/Alarm System – Special Day Class – Severe	1859.71.2	\$61	\$62
Automatic Fire Detection/Alarm System – Special Day Class – Non-Severe	1859.71.2	\$43	\$44
Automatic Sprinkler System – Elementary	1859.71.2	\$205	\$209
Automatic Sprinkler System – Middle	1859.71.2	\$243	\$248
Automatic Sprinkler System – High	1859.71.2	\$253	\$258
Automatic Sprinkler System – Special Day Class – Severe	1859.71.2	\$646	\$659
Automatic Sprinkler System – Special Day Class – Non-Severe	1859.71.2	\$433	\$442

ATTACHMENT B

ANNUAL ADJUSTMENT TO SCHOOL FACILITY PROGRAM GRANTS

State Allocation Board Meeting, January 22, 2020

Grant Amount Adjustments

Modernization	SFP Regulation Section	Adjusted Grant Per Pupil Effective 1-1-19	Adjusted Grant Per Pupil Effective 1-1-20
Elementary	1859.78	\$4,644	\$4,747
Middle	1859.78	\$4,912	\$5,014
High	1859.78	\$6,431	\$6,565
Special Day Class - Severe	1859.78.3	\$14,802	\$15,110
Special Day Class – Non-Severe	1859.78.3	\$9,903	\$10,109
State Special School – Severe	1859.78	\$24,672	\$25,185
Automatic Fire Detection/Alarm System – Elementary	1859.78.4	\$151	\$154
Automatic Fire Detection/Alarm System – Middle	1859.78.4	\$151	\$154
Automatic Fire Detection/Alarm System – High	1859.78.4	\$151	\$154
Automatic Fire Detection/Alarm System – Special Day Class – Severe	1859.78.4	\$415	\$424
Automatic Fire Detection/Alarm System – Special Day Class – Non-Severe	1859.78.4	\$278	\$284
Over 50 Years Old – Elementary	1859.78.6	\$6,452	\$6,586
Over 50 Years Old – Middle	1859.78.6	\$6,824	\$6,966
Over 50 Years Old – High	1859.78.6	\$8,933	\$9,119
Over 50 Years Old – Special Day Class – Severe	1859.78.6	\$20,565	\$20,993
Over 50 Years Old – Special Day Class – Non-Severe	1859.78.6	\$13,752	\$14,038
Over 50 Years Old – State Special Day School – Severe	1859.78.6	\$34,273	\$34,986

ATTACHMENT B

ANNUAL ADJUSTMENT TO SCHOOL FACILITY PROGRAM GRANTS

State Allocation Board Meeting, January 22, 2020

Grant Amount Adjustments

New Construction / Modernization / Facility Hardship / Seismic Mitigation / Joint Use	SFP Regulation Section	Adjusted Grant Amount Effective 1-1-19	Adjusted Grant Amount Effective 1-1-20
Therapy/Multipurpose Room/Other (per square foot)	1859.72 1859.73.2 1859.77.3 1859.82 1859.125 1859.125.1	\$200	\$204
Toilet Facilities (per square foot)	1859.72 1859.73.2 1859.82 1859.125 1859.125.1	\$359	\$366

New Construction Only	SFP Regulation Section	Adjusted Grant Amount Effective 1-1-19	Adjusted Grant Amount Effective 1-1-20
Parking Spaces (per stall)	1859.76	\$15,511	\$15,834
General Site Grant (per acre for additional acreage being acquired)	1859.76	\$19,853	\$20,266
Project Assistance (for school district with less than 2,500 pupils)	1859.73.1	\$7,460	\$7,615

Modernization Only	SFP Regulation Section	Adjusted Grant Amount Effective 1-1-19	Adjusted Grant Amount Effective 1-1-20
Two-stop Elevator	1859.83	\$124,080	\$126,661
Each Additional Stop	1859.83	\$22,335	\$22,266
Project Assistance (for school district with less than 2,500 pupils)	1859.78.2	\$3,978	\$4,061

ATTACHMENT B

ANNUAL ADJUSTMENT TO SCHOOL FACILITY PROGRAM GRANTS

State Allocation Board Meeting, January 22, 2020

Grant Amount Adjustments

Facility Hardship / Rehabilitation	SFP Regulation Section	Adjusted Grant Amount Effective 1-1-19	Adjusted Grant Amount Effective 1-1-20
Current Replacement Cost - Other (per square foot)	1859.2	\$398	\$406
Current Replacement Cost - Toilets (per square foot)	1859.2	\$717	\$732
Interim Housing – Financial Hardship (per classroom)	1859.81	\$40,898	\$41,749

Charter School Facilities Program – Preliminary Apportionment Amounts	SFP Regulation Section	Adjusted Grant Amount Effective 1-1-19	Adjusted Grant Amount Effective 1-1-20
Charter School Elementary (per pupil)	1859.163.1	\$12,260	\$12,515
Charter School Middle (per pupil)	1859.163.1	\$12,980	\$13,250
Charter School High (per pupil)	1859.163.1	\$16,473	\$16,816
Charter School Special Day Class – Severe (per pupil)	1859.163.1	\$34,438	\$35,154
Charter School Special Day Class - Non-Severe (per pupil)	1859.163.1	\$23,030	\$23,509
Charter School Two-stop Elevator	1859.163.5	\$103,400	\$105,551
Charter School Each Additional Stop	1859.163.5	\$18,612	\$18,999

ATTACHMENT B

NEW SCHOOL ADJUSTMENTS (REGULATION SECTION 1859.83)

State Allocation Board Meeting, January 22, 2020

Classrooms in Project	Elementary School Adjusted Grant Effective 1-1-19	Elementary School Adjusted Grant Effective 1-1-20	Middle School Adjusted Grant Effective 1-1-19	Middle School Adjusted Grant Effective 1-1-20	High School Adjusted Grant Effective 1-1-19	High School Adjusted Grant Effective 1-1-20	Alternative Education New School Effective 1-1-19	Alternative Education New School Effective 1-1-20
1	\$330,883	\$337,765	\$1,393,843	\$1,422,835	\$3,031,713	\$3,094,773	\$898,967	\$917,666
2	\$779,642	\$795,859	\$1,563,422	\$1,595,941	\$3,153,726	\$3,219,324	\$1,090,671	\$1,113,357
3	\$1,170,498	\$1,194,844	\$1,737,136	\$1,773,268	\$3,898,213	\$3,979,296	\$1,906,630	\$1,946,288
4	\$1,482,769	\$1,513,611	\$1,927,392	\$1,967,482	\$4,559,979	\$4,654,827	\$2,145,051	\$2,189,668
5	\$1,741,272	\$1,777,490	\$2,125,923	\$2,170,142	\$5,021,146	\$5,125,586	\$2,383,473	\$2,433,049
6	\$2,111,444	\$2,155,362	\$2,326,520	\$2,374,912	\$5,482,315	\$5,596,347	\$2,621,894	\$2,676,429
7	\$2,485,757	\$2,537,461	\$2,527,118	\$2,579,682	\$5,943,483	\$6,067,107	\$2,860,316	\$2,919,811
8	\$2,773,212	\$2,830,895	\$2,746,328	\$2,803,452	\$6,299,181	\$6,430,204	\$3,110,650	\$3,175,352
9	\$2,773,212	\$2,830,895	\$2,977,946	\$3,039,887	\$6,584,568	\$6,721,527	\$3,369,173	\$3,439,252
10	\$3,261,263	\$3,329,097	\$3,211,631	\$3,278,433	\$6,867,886	\$7,010,738	\$3,627,695	\$3,703,151
11	\$3,261,263	\$3,329,097	\$3,445,317	\$3,516,980	\$7,153,274	\$7,302,062	\$4,630,891	\$4,727,214
12	\$3,432,909	\$3,504,314			\$7,413,843	\$7,568,051	\$4,889,414	\$4,991,114
13					\$7,670,278	\$7,829,820	\$5,147,937	\$5,255,014
14					\$7,926,711	\$8,091,587	\$5,406,459	\$5,518,913
15					\$8,185,214	\$8,355,466	\$5,664,983	\$5,782,815
16					\$8,441,648	\$8,617,234	\$5,923,505	\$6,046,714
17					\$8,700,150	\$8,881,113	\$6,182,028	\$6,310,614
18					\$8,956,585	\$9,142,882	\$6,440,551	\$6,574,514
19					\$9,213,019	\$9,404,650	\$6,699,074	\$6,838,415
20					\$9,471,521	\$9,668,529	\$6,957,597	\$7,102,315
21					\$9,727,955	\$9,930,296	\$7,216,307	\$7,366,406
22					\$9,984,389	\$10,192,064	\$7,474,830	\$7,630,306
23							\$7,733,353	\$7,894,207
24							\$7,991,875	\$8,158,106
25							\$8,250,399	\$8,422,007
26							\$8,508,922	\$8,685,908
27							\$8,767,444	\$8,949,807

INDEX ADJUSTMENT ON THE ASSESSMENT FOR DEVELOPMENT

PURPOSE OF REPORT

To report the index adjustment on the assessment for development, which may be levied pursuant to Education Code Section 17620.

DESCRIPTION

The law requires the maximum assessment for development be adjusted every two years by the change in the Class B construction cost index, as determined by the State Allocation Board (Board) at its January meeting. This item requests that the Board make the adjustment based on the change reflected using the RS Means index.

AUTHORITY

Education Code Section 17620(a)(1) states the following: “The governing board of any school district is authorized to levy a fee, charge, dedication, or other requirement against any construction within the boundaries of the district, for the purpose of funding the construction or reconstruction of school facilities, subject to any limitations set forth in Chapter 4.9 (commencing with Section 65995) of Division 1 of Title 7 of the Government Code.”

Government Code Section 65995(b)(3) states the following: “The amount of the limits set forth in paragraphs (1) and (2) shall be increased in 2000, and every two years thereafter, according to the adjustment for inflation set forth in the statewide cost index for class B construction, as determined by the State Allocation Board at its January meeting, which increase shall be effective as of the date of that meeting.”

BACKGROUND

There are three levels that may be levied for developer’s fees. The fees are levied on a per-square foot basis. The lowest fee, Level I, is assessed if the district conducts a Justification Study that establishes the connection between the development coming into the district and the assessment of fees to pay for the cost of the facilities needed to house future students. The Level II fee is assessed if a district makes a timely application to the Board for new construction funding, conducts a School Facility Needs Analysis pursuant to Government Code Section 65995.6, and satisfies at least two of the requirements listed in Government Code Section 65995.5(b)(3). The Level III fee is assessed when State bond funds are exhausted; the district may impose a developer’s fee up to 100 percent of the School Facility Program new construction project cost.

STAFF ANALYSIS/STATEMENTS

A historical comparison of the assessment rates for development fees for 2016 and 2018 are shown below for information. According to the RS Means, the cost index for Class B construction increased by 7.64, during the two-year period from January 2018 to January 2020, requiring the assessment for development fees to be adjusted as follows beginning January 2020*:

RS Means Index Maximum Level I Assessment Per Square Foot

	2016	2018	2020
Residential	\$3.48	\$3.79	\$4.08
Commercial/Industrial	\$0.56	\$0.61	\$0.66

*Assembly Bill 48 (O'Donnell) includes provisions related to development fees. In the event that Proposition 13 is approved by the voters in March 2020, the provisions of Assembly Bill 48 will take effect and may change the fee amounts above for certain types of development projects.

RECOMMENDATION

Increase the 2020 maximum Level I assessment for development in the amount of 7.64 percent using the RS Means Index to be effective immediately.

LOCAL AUDITS UPDATE

PURPOSE OF REPORT

To inform the State Allocation Board (Board) of local audit certified by the State Controller's Office (SCO) in the 2019 calendar year.

DESCRIPTION

An audit of a local educational agency's expenditures by an independent auditor is required within one year of a project's fund release. All local audits are required to be submitted, reviewed and certified by the State Controller's Office (SCO). Once certified the copy of the report will be issued to the California Department of Education. Staff is informing the Board of how many audits have been certified by SCO for the 2019 calendar year; and disclose audit findings reported.

AUTHORITY

Education Code (EC) Section 41024 states in part:

(a)(1)(5) Any project identified on a local educational agency's detailed list of expenditures pursuant to paragraph (1) that is reported complete during the 2017-18 fiscal year shall be audited as part of that local educational agency's audit for the 2018-19 fiscal year. All other completed projects shall be audited as part of the local educational agency's audit for the fiscal year in which the project is reported complete.

(c)(3) The auditor conducting the audit pursuant to this section shall notify the department of any audit exceptions identified pursuant to this section and any amounts or adjustments identified pursuant to subparagraph (C) of paragraph (1) consistent with the notification requirements established in subdivision (I) of Section 41020.

The full text of EC Section 41024 is included in Attachment A.

BACKGROUND

Current statute requires, commencing April 1, 2017, a local educational agency that receives any funds pursuant to the Leroy F. Greene School Facilities Act of 1998 (Chapter 12.5 (commencing with Section 17070.10) of Part 10 of Division 1 of Title 1) shall annually report a detailed list of all expenditures of state funds, including interest, and of the local educational agency's matching funds for completed projects until all state funds, including interest, all of the local educational agency's matching funds, and savings achieved, including interest, pursuant to Section 17070.63, are expended in accordance with the requirements of the Leroy F. Greene School Facilities Act of 1998, associated regulations, and any accompanying grant agreement signed by a local educational agency.

In addition, Education Code Section 41024 requires that all School Facility Program (SFP) projects funded after April 1, 2017 have an audit conducted by a certified public accountant. The audit shall be completed within one year of project completion. The completed audit reports are submitted to the SCO who in turn reviews and certifies the audit reports. Staff analysis below summarizes information related to certified audit reports received for the 2019 calendar year and the dollar amount associated with any audit findings.

STAFF ANALYSIS

Twenty-one audit reports have been received by SCO in the 2019 calendar year, and fourteen of these reports have been certified. None of the certified reports disclosed any audit findings; therefore, no ineligible costs needed to be returned to the State and no site grant adjustments were reported.

We believe the following factors have contributed to successful audit processes and audit reports which did not contain audit findings:

- 1) The required grant agreement provides detailed and transparent guidance for the reporting of eligible expenditures, including appendices detailing specific types of eligible and ineligible expenditures.
- 2) As subject matter experts, OPSC staff have provided continual technical assistance and answers to inquiries regarding the audits to CPAs, local educational agencies, and consultants through emails and phone calls throughout 2019.
- 3) Outreach and training provided by OPSC staff. There were initially five training sessions/workshops around the State, including one webcast, for CPAs, local educational agencies, and consultants regarding the audit instructions and procedures. There has been several follow up presentations that have included the California CPA Foundation, the Small School Districts Association (SSDA), and the Coalition for Adequate School Housing (CASH). These workshops have provided education, training, and forums to answer questions and provide guidance related to the audit process.

RECOMMENDATION

Acknowledge the report.

TENTATIVE WORKLOAD

February 2020

ACTION ITEMS

REPORTS, DISCUSSION and INFORMATION ITEMS

Standard Information Items

FINANCIAL REPORTS

Status of Fund Releases

Status of Funds

TENTATIVE WORKLOAD

March 2020

ACTION ITEMS

REPORTS, DISCUSSION and INFORMATION ITEMS

Standard Information Items

FINANCIAL REPORTS

Status of Fund Releases

Status of Funds

TENTATIVE WORKLOAD

April 2020

ACTION ITEMS

REPORTS, DISCUSSION and INFORMATION ITEMS

Standard Information Items

FINANCIAL REPORTS

Status of Fund Releases

Status of Funds

APPEALS

Received as of December 20, 2019

<u>Appeal Received Date</u>	<u>District/County</u>	<u>Tentative SAB Date*</u>	<u>Description</u>
1/16/19	Los Angeles Unified School District / Los Angeles	TBD	District is requesting to use construction contract and change order amounts as a cost estimate for a Facility Hardship project.
6/6/19	San Marcos Unified / San Diego	TBD	District requests to use new construction eligibility at the time of application submittal.
7/29/19	Mountain Valley USD / Trinity	TBD	District request to use excess funds from a Facility Hardship project with Financial Hardship assistance towards another Facility Hardship project with Financial Hardship assistance.
10/18/19	Pioneer UESD / Kings	2/2020	District request funding for a new construction project at Pioneer Elementary School based on new construction eligibility for the 2013/2014 reporting year instead of the year in which the application is processed.

*Please note: Tentative SAB Date is not a guaranteed meeting date and may be subject to change.

STATE ALLOCATION BOARD MEETING DATES

The State Allocation Board (SAB) meeting dates for the 2020 calendar year are as follows:

Board Date	Type of Meeting
February 26, 2020*	Monthly (Consent/Appeals/Action)
March 25, 2020*	Monthly (Consent/Appeals/Action)
April 22, 2020*	Monthly (Consent/Appeals/Action)
May 27, 2020*	Monthly (Consent/Appeals/Action)
June 24, 2020*	Monthly (Consent/Appeals/Action)
July 22, 2020*	Monthly (Consent/Appeals/Action)
August 26, 2020*	Monthly (Consent/Appeals/Action)
September 23, 2020*	Monthly (Consent/Appeals/Action)
October 28, 2020*	Monthly (Consent/Appeals/Action)
December 2020*	Monthly (Consent/Appeals/Action)

*The projected dates and time will be determined upon the discussion with the Vice-Chair and Chair based on workload.

The SAB meets in different rooms within the State Capitol at 4:00 p.m. when the State Legislature is in session and at 2:00 p.m. when the State Legislature is out on recess. Due to scheduling changes within the Legislature, some of the SAB meetings may be canceled or changed with short notice.

INFORMATION ITEM

SCHOOL FACILITY PROGRAM

NEW CONSTRUCTION AND MODERNIZATION UNFUNDED LIST (as of December 31, 2019)

The New Construction and Modernization projects on this list have received an “unfunded” approval by the State Allocation Board (SAB). Note that an “unfunded” approval does not guarantee a future apportionment by the SAB.

Published monthly in the SAB Agenda.

This report is also located on the [OPSC Website](#)

Unfunded Approvals
as of December 09, 2019 SAB

County	School District	Application Number	Program	Approval	Received Date	SAB Unfunded Approval	Financial Hardship Apportionment	Loan	State Share	Total Apportionment	Cumulative Amount	Submitted Certification Letter November 2019	Grant Agreement Received as of 12/11/2019
HUMBOLDT	KLAMATH-TRINITY JOINT UNIFIED	51/62901-00-015	Facility Hardship	G	4/16/2018	7/23/2019	1,048,571.00	0.00	1,048,571.00	2,097,142.00	2,097,142.00	Yes	Yes
HUMBOLDT	SCOTIA UNION ELEMENTARY	58/63024-00-006	Rehabilitation	G	6/19/2018	7/23/2019	684,513.00	0.00	1,296,486.00	1,980,999.00	4,078,141.00	No	Yes
SAN BERNARDINO	ONTARIO-MONTCLAIR	58/67819-00-001	Rehabilitation-Seismic	G	3/28/2019	8/28/2019	0.00	0.00	2,367,833.00	2,367,833.00	6,445,974.00	Yes	Yes
SAN BERNARDINO	ONTARIO-MONTCLAIR	58/67819-00-002	Rehabilitation-Seismic	G	3/28/2019	8/28/2019	0.00	0.00	2,066,099.03	2,066,099.03	8,512,073.03	Yes	Yes
SONOMA	SEBASTOPOL UNION ELEMENTARY	58/70938-00-001	Rehabilitation	G	4/4/2019	8/28/2019	0.00	0.00	424,748.00	424,748.00	8,936,821.03	Yes	Yes
SAN LUIS OBISPO	TEMPLETON UNIFIED	58/68841-00-001	Rehabilitation	G	4/12/2019	8/28/2019	0.00	0.00	215,046.00	215,046.00	9,151,867.03	Yes	Yes
HUMBOLDT	KLAMATH-TRINITY JOINT UNIFIED	51/62901-00-015	Facility Hardship	G	4/16/2018	9/25/2019	119,740.24	0.00	119,740.24	239,480.48	9,391,347.51	Yes	Yes
PLACER	ROSEVILLE JOINT UNION HIGH	58/66928-00-001	Rehabilitation-Seismic	G	2/25/2019	9/25/2019	0.00	0.00	2,063,039.00	2,063,039.00	11,454,386.51	Yes	Yes
SANTA CLARA	CAMPBELL UNION HIGH	58/69401-00-001	Rehabilitation-Seismic	G	5/30/2019	9/25/2019	0.00	0.00	121,364.41	121,364.41	11,575,750.92	Yes	Yes
SAN LUIS OBISPO	LUCIA MAR UNIFIED	58/68759-00-002	Rehabilitation	G	5/31/2019	9/25/2019	0.00	0.00	311,555.32	311,555.32	11,887,306.24	Yes	Yes
GLENN	PLAZA ELEMENTARY	58/62638-00-001	Rehabilitation	G	6/6/2019	9/25/2019	88,628.00	0.00	135,426.00	224,054.00	12,111,360.24	Yes	Yes
TRINITY	LEWISTON ELEMENTARY	58/71746-00-002	Rehabilitation	D	7/26/2019	9/25/2019	0.00	0.00	50,508.60	50,508.60	12,161,868.84	Yes	Yes
HUMBOLDT	KLAMATH-TRINITY JOINT UNIFIED	51/62901-00-015	Facility Hardship	G	4/16/2018	10/23/2019	118,780.48	0.00	118,780.48	237,560.96	12,399,429.80	Yes	Yes
SAN BERNARDINO	SAN BERNARDINO CITY UNIFIED	58/67876-00-004	Rehabilitation	G	4/5/2019	10/23/2019	0.00	0.00	3,406,277.00	3,406,277.00	15,805,706.80	Yes	Yes
MONTEREY	GREENFIELD UNION ELEMENTARY	58/66035-00-003	Rehabilitation	D	5/6/2019	10/23/2019	62,120.60	0.00	93,180.90	155,301.50	15,961,008.30	Yes	Yes
MONTEREY	GREENFIELD UNION ELEMENTARY	58/66035-00-001	Rehabilitation	D	5/6/2019	10/23/2019	67,555.30	0.00	101,332.95	168,888.25	16,129,896.55	Yes	Yes
MONTEREY	GREENFIELD UNION ELEMENTARY	58/66035-00-002	Rehabilitation	D	5/6/2019	10/23/2019	80,329.70	0.00	120,494.55	200,824.25	16,330,720.80	Yes	Yes
DEL NORTE	DEL NORTE COUNTY UNIFIED	58/61820-00-005	Rehabilitation	G	7/22/2019	10/23/2019	0.00	0.00	212,901.60	212,901.60	16,543,622.40	Yes	Yes
SAN JOAQUIN	ESCALON UNIFIED	58/68502-00-002	Rehabilitation	G	7/25/2019	10/23/2019	0.00	0.00	90,846.00	90,846.00	16,634,468.40	Yes	Yes
NAPA	NAPA VALLEY UNIFIED	51/66266-00-001	Facility Hardship	G	5/13/2019	12/9/2019	0.00	0.00	8,546,627.00	8,546,627.00	25,181,095.40	Yes	Yes
EL DORADO	BUCKEYE UNION ELEMENTARY	58/61838-00-001	Rehabilitation	G	7/2/2019	12/9/2019	0.00	0.00	183,374.00	183,374.00	25,364,469.40	Yes	Yes
FRESNO	BIG CREEK ELEMENTARY	58/62026-00-001	Rehabilitation	G	8/8/2019	12/9/2019	0.00	0.00	187,368.00	187,368.00	25,551,837.40	Yes	Yes
SAN BERNARDINO	ONTARIO-MONTCLAIR	58/67819-00-003	Rehabilitation-Seismic	G	9/6/2019	12/9/2019	0.00	0.00	385,407.00	385,407.00	25,937,244.40	Yes	Yes
SAN BERNARDINO	ONTARIO-MONTCLAIR	58/67819-00-004	Rehabilitation-Seismic	G	9/6/2019	12/9/2019	0.00	0.00	607,463.63	607,463.63	26,544,708.03	Yes	Yes
SANTA BARBARA	MONTECITO UNION ELEMENTARY	58/69252-00-001	Rehabilitation	G	9/23/2019	12/9/2019	0.00	0.00	153,433.00	153,433.00	26,698,141.03	Yes	Yes
SANTA BARBARA	MONTECITO UNION ELEMENTARY	58/69252-00-002	Rehabilitation	G	10/15/2019	12/9/2019	0.00	0.00	311,816.00	311,816.00	27,009,957.03	Yes	Yes
ALAMEDA	OAKLAND UNIFIED	54/61259-09-010	Charter	D	6/5/2017	1/24/2018	0.00	200,206.10	200,206.10	400,412.20	27,410,369.23	No	No
ALAMEDA	OAKLAND UNIFIED	54/61259-09-011	Charter	D	6/5/2017	1/24/2018	0.00	2,150,284.80	2,150,284.80	4,300,569.60	31,710,938.83	No	No
SACRAMENTO	NATOMAS UNIFIED	54/75283-00-008	Charter	D	5/26/2017	2/28/2018	0.00	0.00	285,982.90	285,982.90	31,996,921.73	Yes	No
ALAMEDA	OAKLAND UNIFIED	54/61259-00-010	Charter	D	6/5/2017	2/28/2018	0.00	1,136,442.50	1,136,442.50	2,272,885.00	34,269,806.73	No	No
SANTA CLARA	ALUM ROCK UNION ELEMENTARY	54/69369-00-003	Charter	D	5/30/2014	6/19/2018	0.00	25,675.55	25,675.55	51,351.10	34,321,157.83	No	No
ALAMEDA	SAN LORENZO UNIFIED	54/61309-00-003	Charter	D	6/5/2017	12/11/2018	0.00	845,455.40	845,455.40	1,690,910.80	36,012,068.63	No	No
ALAMEDA	OAKLAND UNIFIED	54/61259-12-005	Charter	D	5/26/2017	1/22/2019	0.00	185,933.00	185,933.00	371,866.00	36,383,934.63	No	Yes
ALAMEDA	OAKLAND UNIFIED	54/61259-12-006	Charter	D	5/26/2017	1/22/2019	0.00	189,067.00	189,067.00	378,134.00	36,762,068.63	No	Yes
SAN BERNARDINO	SAN BERNARDINO CITY UNIFIED	54/67876-00-004	Charter	D	6/5/2017	1/22/2019	0.00	229,399.00	229,399.00	458,798.00	37,220,866.63	No	No
TULARE	PORTERVILLE UNIFIED	55/75523-00-004	Career Tech New Construction	G	2/21/2018	1/22/2019	0.00	0.00	2,998,035.00	2,998,035.00	40,218,901.63	Yes	No
SOLANO	SOLANO COUNTY OFFICE OF EDUCATION	57/10488-00-024	Modernization	G	10/23/2014	2/27/2019	217,896.00	0.00	326,844.00	544,740.00	40,763,641.63	No	No
BUTTE	MANZANITA ELEMENTARY	57/61499-00-001	Modernization	G	12/30/2014	3/27/2019	706,127.00	0.00	1,464,265.00	2,170,392.00	42,934,033.63	Yes	No
BUTTE	MANZANITA ELEMENTARY	50/61499-00-002	New Construction	G	12/30/2014	4/24/2019	1,956,667.00	0.00	2,236,591.00	4,193,258.00	47,127,291.63	Yes	No
LOS ANGELES	TEMPLE CITY UNIFIED	57/65052-00-009	Modernization	G	5/14/2015	4/24/2019	0.00	0.00	2,507,334.00	2,507,334.00	49,634,625.63	Yes	No
FRESNO	BURREL UNION ELEMENTARY	57/62042-00-001	Modernization	D	5/22/2015	4/24/2019	65,793.00	0.00	98,690.00	164,483.00	49,799,108.63	Yes	Yes
LOS ANGELES	TEMPLE CITY UNIFIED	50/65052-00-002	New Construction	G	6/19/2015	4/24/2019	0.00	0.00	213,824.00	213,824.00	50,012,932.63	Yes	No
SACRAMENTO	SACRAMENTO CITY UNIFIED	54/67439-00-008	Charter	S	6/5/2017	5/2/2019	0.00	212,228.00	212,228.00	424,456.00	50,437,388.63	No	Yes
LOS ANGELES	TEMPLE CITY UNIFIED	57/65052-00-010	Modernization	G	6/26/2015	5/22/2019	0.00	0.00	2,013,203.00	2,013,203.00	52,450,591.63	Yes	No
SOLANO	SOLANO COUNTY OFFICE OF EDUCATION	50/10488-00-029	New Construction	G	8/3/2015	5/22/2019	879,653.50	0.00	879,653.50	1,759,307.00	54,209,898.63	No	No
SOLANO	SOLANO COUNTY OFFICE OF EDUCATION	57/10488-00-020	Modernization	G	8/3/2015	5/22/2019	202,522.00	0.00	303,783.00	506,305.00	54,716,203.63	No	No
SOLANO	SOLANO COUNTY OFFICE OF EDUCATION	57/10488-00-028	Modernization	G	8/3/2015	5/22/2019	98,562.00	0.00	147,843.00	246,405.00	54,962,608.63	No	No
ORANGE	NEWPORT-MESA UNIFIED	50/66597-00-019	New Construction	G	9/22/2015	5/22/2019	0.00	0.00	1,742,015.00	1,742,015.00	56,704,623.63	Yes	No
ORANGE	NEWPORT-MESA UNIFIED	57/66597-00-036	Modernization	G	9/22/2015	5/22/2019	0.00	0.00	725,699.00	725,699.00	57,430,322.63	Yes	No
ORANGE	SANTA ANA UNIFIED	55/66670-00-003	Career Tech New Construction	G	2/12/2019	5/22/2019	0.00	0.00	3,000,000.00	3,000,000.00	60,430,322.63	Yes	No
LOS ANGELES	LOS ANGELES UNIFIED	55/64733-00-022	Career Tech New Construction	G	2/13/2019	5/22/2019	0.00	0.00	3,000,000.00	3,000,000.00	63,430,322.63	Yes	No
LOS ANGELES	LOS ANGELES UNIFIED	59/64733-00-031	Career Tech Rehabilitation	G	2/13/2019	5/22/2019	0.00	0.00	1,147,372.00	1,147,372.00	64,577,694.63	Yes	No
MERCED	HILMAR UNIFIED	55/65698-00-001	Career Tech New Construction	G	2/14/2019	5/22/2019	0.00	0.00	861,580.00	861,580.00	65,439,274.63	Yes	No
YUBA	WHEATLAND UNION HIGH	55/72769-00-001	Career Tech New Construction	G	2/14/2019	5/22/2019	0.00	0.00	2,995,859.00	2,995,859.00	68,435,133.63	Yes	No
BUTTE	CHICO UNIFIED	55/61424-00-006	Career Tech New Construction	G	2/14/2019	5/22/2019	0.00	0.00	748,639.00	748,639.00	69,183,772.63	Yes	No
KERN	KERN HIGH	55/63529-00-018	Career Tech New Construction	G	2/15/2019	5/22/2019	0.00	0.00	1,040,424.00	1,040,424.00	70,224,196.63	Yes	No
BUTTE	BIGGS UNIFIED	57/61408-00-001	Modernization	G	2/3/2015	6/26/2019	972,084.00	0.00	2,006,572.00	2,978,656.00	73,202,852.63	Yes	Yes
BUTTE	BIGGS UNIFIED	57/61408-00-002	Modernization	G	2/3/2015	6/26/2019	1,281,435.00	0.00	1,922,153.00	3,203,588.00	76,406,443.63	Yes	Yes
BUTTE	BIGGS UNIFIED	57/61408-00-003	Modernization	G	2/3/2015	6/26/2019	550,447.00	0.00	825,670.00	1,376,117.00	77,782,557.63	Yes	Yes
BUTTE	BIGGS UNIFIED	57/61408-00-004	Modernization	G	2/3/2015	6/26/2019	219,882.00	0.00	329,822.00	549,704.00	78,332,261.63	Yes	Yes
SAN DIEGO	SAN MARCOS UNIFIED	50/73791-00-015	New Construction	G	8/3/2015	6/26/2019	0.00	0.00	31,305,846.00	31,305,846.00	109,638,107.63	Yes	Yes
FRESNO	SANGER UNIFIED	50/62414-00-016	New Construction	G	10/5/2015	6/26/2019	0.00	0.00	1,047,772.00	1,047,772.00	110,685,879.63	Yes	Yes
FRESNO	SANGER UNIFIED	57/62414-00-015	Modernization	G	10/5/2015	6/26/2019	0.00	0.00	1,988,531.00	1,988,531.00	112,674,410.63	Yes	Yes
VENTURA	VENTURA COUNTY OFFICE OF EDUCATION	50/10561-00-004	New Construction	D	10/9/2015	6/26/2019	179,641.50	0.00	683,124.50	862,766.00	113,537,176.63	Yes	Yes
VENTURA	VENTURA COUNTY OFFICE OF EDUCATION	57/10561-00-005	Modernization	D	10/9/2015	6/26/2019	63,024.00	0.00	94,536.00	157,560.00	113,694,736.63	Yes	Yes
STANISLAUS	SHILOH ELEMENTARY	50/71274-00-001	New Construction	G	10/19/2015	6/26/2019	2,234,673.00	0.00	2,234,673.00	4,469,346.00	118,164,082.63	Yes	Yes
STANISLAUS	SHILOH ELEMENTARY	50/71274-00-001	New Construction	G	10/19/2015	6/26/2019	7,353.00	0.00	7,353.00	14,706.00	118,178,788.63	Yes	Yes
LOS ANGELES	CULVER CITY UNIFIED	57/64444-00-013	Modernization	G	10/19/2015	6/26/2019	0.00	0.00	603,304.00	603,304.00	118,782,092.63	Yes	Yes
STANISLAUS	NEWMAN-CROWS LANDING UNIFIED	57/73801-00-003	Modernization	G	10/23/2015	6/26/2019	0.00	0.00	469,044.00	469,044.00	119,251,136.63	Yes	Yes
ORANGE	SADDLEBACK VALLEY UNIFIED	57/73635-00-035	Modernization	G	10/26/2015	6/26/2019	0.00	0.00	1,853,397.00	1,853,397.00	121,104,533.63	Yes	Yes
ALAMEDA	FREMONT UNIFIED	50/61176-00-007	New Construction	G	10/29/2015	6/26/2019	0.00	0.00	5,398,078.00	5,398,078.00	126,502,611.63	Yes	Yes
BUTTE	CHICO UNIFIED	50/61424-00-004	New Construction	G	10/30/2015	6/26/2019	0.00	0.00	1,496,807.00	1,496,807.00	127,999,418.63	Yes	Yes
BUTTE	CHICO UNIFIED	50/61424-00-005	New Construction	G	10/30/2015	6/26/2019	0.00	0.00	750,548.00	750,548.00	128,749,966.63	Yes	Yes
B													

Unfunded Approvals
as of December 09, 2019 SAB

County	School District	Application Number	Program	Approval	Received Date	SAB Unfunded Approval	Financial Hardship Apportionment	Loan	State Share	Total Apportionment	Cumulative Amount	Submitted Certification Letter November 2019	Grant Agreement Received as of 12/11/2019
SAN DIEGO	GROSSMONT UNION HIGH	50/68130-12-009	New Construction	G	11/2/2015	6/26/2019	0.00	0.00	2,039,552.00	2,039,552.00	194,475,039.63	Yes	
SAN BERNARDINO	CENTRAL ELEMENTARY	57/67645-00-005	Modernization	G	11/3/2015	6/26/2019	0.00	0.00	2,469,539.00	2,469,539.00	196,944,578.63	Yes	Yes
TULARE	SUNDALE UNION ELEMENTARY	50/72173-00-006	New Construction	D	11/20/2015	6/26/2019	695,625.50	0.00	697,154.50	1,392,780.00	198,337,358.63	Yes	Yes
LOS ANGELES	POMONA UNIFIED	57/64907-00-028	Modernization	G	11/23/2015	6/26/2019	0.00	0.00	2,620,352.00	2,620,352.00	200,957,710.63	Yes	
SANTA BARBARA	SANTA BARBARA UNIFIED	57/76786-00-008	Modernization	G	11/30/2015	6/26/2019	0.00	0.00	313,904.00	313,904.00	201,271,614.63	Yes	Yes
TULARE	OAK VALLEY UNION ELEMENTARY	57/72017-00-003	Modernization	D	12/1/2015	6/26/2019	46,143.00	0.00	156,735.00	202,878.00	201,474,492.63	Yes	Yes
ORANGE	PLACENTIA-YORBA LINDA UNIFIED	57/66647-00-037	Modernization	G	12/7/2015	6/26/2019	0.00	0.00	2,352,210.00	2,352,210.00	203,826,702.63	Yes	Yes
PLACER	ROCKLIN UNIFIED	50/75085-00-013	New Construction	G	12/29/2015	6/26/2019	0.00	0.00	3,628,185.00	3,628,185.00	207,454,887.63	Yes	Yes
TULARE	TIPTON ELEMENTARY	57/72215-00-002	Modernization	D	1/5/2016	6/26/2019	133,320.00	0.00	221,519.00	354,839.00	207,809,726.63	Yes	Yes
CONTRA COSTA	ANTIOCH UNIFIED	57/61648-00-012	Modernization	G	1/22/2016	6/26/2019	0.00	0.00	877,671.00	877,671.00	208,687,397.63	Yes	Yes
PLACER	ROSEVILLE CITY ELEMENTARY	50/66910-00-014	New Construction	G	1/27/2016	6/26/2019	0.00	0.00	10,898,580.00	10,898,580.00	219,585,977.63	Yes	Yes
CONTRA COSTA	SAN RAMON VALLEY UNIFIED	57/61804-00-023	Modernization	G	1/29/2016	6/26/2019	0.00	0.00	850,988.00	850,988.00	220,436,965.63	Yes	Yes
SAN DIEGO	GROSSMONT UNION HIGH	57/68130-00-023	Modernization	G	2/10/2016	6/26/2019	0.00	0.00	858,545.00	858,545.00	221,295,510.63	Yes	
SAN DIEGO	GROSSMONT UNION HIGH	57/68130-00-024	Modernization	G	2/11/2016	6/26/2019	0.00	0.00	10,729,237.00	10,729,237.00	232,024,747.63	Yes	
SANTA CRUZ	HAPPY VALLEY ELEMENTARY	57/69757-00-001	Modernization	D	2/24/2016	6/26/2019	81,359.00	0.00	123,139.00	204,498.00	232,229,245.63	Yes	
FRESNO	SANGER UNIFIED	57/62414-00-016	Modernization	G	2/25/2016	6/26/2019	0.00	0.00	517,559.00	517,559.00	232,746,804.63	Yes	
RIVERSIDE	PERRIS ELEMENTARY	54/67199-00-001	Charter	D	6/5/2017	6/26/2019	0.00	0.00	1,058,160.30	1,058,160.30	233,804,964.93	Yes	Yes
RIVERSIDE	PERRIS ELEMENTARY	54/67199-00-002	Charter	D	6/5/2017	6/26/2019	0.00	0.00	111,668.80	111,668.80	233,916,633.73	Yes	Yes
LOS ANGELES	CULVER CITY UNIFIED	59/64444-00-002	Career Tech Rehabilitation	G	2/11/2019	6/26/2019	0.00	0.00	1,500,000.00	1,500,000.00	235,416,633.73	Yes	
ALAMEDA	OAKLAND UNIFIED	54/61259-00-011	Charter	D	6/2/2017	7/23/2019	0.00	1,020,554.30	1,020,554.30	2,041,108.60	237,457,742.33	Yes	Yes
ALAMEDA	OAKLAND UNIFIED	54/61259-00-006	Charter	D	6/5/2017	7/23/2019	0.00	1,093,590.50	1,093,590.50	2,187,181.00	239,644,923.33	Yes	
ALAMEDA	OAKLAND UNIFIED	54/61259-09-006	Charter	D	6/5/2017	7/23/2019	0.00	237,707.30	237,707.30	475,414.60	240,120,337.93	Yes	Yes
ALAMEDA	OAKLAND UNIFIED	54/61259-09-007	Charter	D	6/5/2017	7/23/2019	0.00	512,292.70	512,292.70	1,024,585.40	241,144,923.33	Yes	Yes
ALAMEDA	OAKLAND UNIFIED	54/61259-13-005	Charter	D	6/5/2017	7/23/2019	0.00	69,635.80	69,635.80	139,271.60	241,284,194.93	No	
ALAMEDA	OAKLAND UNIFIED	54/61259-13-006	Charter	D	6/5/2017	7/23/2019	0.00	337,475.40	337,475.40	674,950.80	241,959,145.73	No	
SANTA CLARA	EAST SIDE UNION HIGH	54/69427-00-005	Charter	D	6/5/2017	7/23/2019	0.00	1,552,568.80	1,552,568.80	3,105,137.60	245,064,283.33	Yes	Yes
SANTA CLARA	EAST SIDE UNION HIGH	54/69427-00-006	Charter	D	6/5/2017	7/23/2019	0.00	27,429.70	27,429.70	54,859.40	245,119,142.73	No	
SOLANO	SOLANO COUNTY OFFICE OF EDUCATION	50/10488-00-032	New Construction	G	2/14/2013	8/28/2019	2,823,939.00	0.00	2,823,939.00	5,647,878.00	250,767,020.73	Yes	Yes
SOLANO	SOLANO COUNTY OFFICE OF EDUCATION	57/10488-00-027	Modernization	G	2/14/2013	8/28/2019	487,884.00	0.00	731,826.00	1,219,710.00	251,986,730.73	No	
KINGS	ISLAND UNION ELEMENTARY	50/63933-00-001	New Construction	G	4/24/2014	8/28/2019	4,390,017.50	0.00	4,390,017.50	8,780,035.00	260,766,765.73	Yes	Yes
LOS ANGELES	AZUSA UNIFIED	57/64279-00-014	Modernization	G	3/17/2016	8/28/2019	0.00	0.00	52,120.00	52,120.00	260,818,885.73	Yes	
TULARE	VISALIA UNIFIED	50/72256-00-029	New Construction	G	3/29/2016	8/28/2019	0.00	0.00	13,549,016.00	13,549,016.00	274,367,901.73	Yes	Yes
SAN FRANCISCO	SAN FRANCISCO UNIFIED	57/68478-00-059	Modernization	G	4/4/2016	8/28/2019	0.00	0.00	1,970,048.00	1,970,048.00	276,337,949.73	Yes	
SAN MATEO	SEQUOIA UNION HIGH	50/69062-01-011	New Construction	G	4/5/2016	8/28/2019	0.00	0.00	497,281.00	497,281.00	276,835,230.73	Yes	Yes
SAN MATEO	SEQUOIA UNION HIGH	50/69062-01-010	New Construction	G	4/6/2016	8/28/2019	0.00	0.00	4,956,586.00	4,956,586.00	281,791,816.73	Yes	
FRESNO	CLAY JOINT ELEMENTARY	57/62109-00-002	Modernization	D	4/11/2016	8/28/2019	8,847.00	0.00	78,515.00	87,362.00	281,879,178.73	Yes	Yes
SACRAMENTO	NATOMAS UNIFIED	50/75283-00-015	New Construction	G	4/12/2016	8/28/2019	0.00	0.00	9,904,043.00	9,904,043.00	291,778,221.73	Yes	
SAN FRANCISCO	SAN FRANCISCO UNIFIED	57/68478-00-058	Modernization	G	4/13/2016	8/28/2019	0.00	0.00	1,837,144.00	1,837,144.00	293,620,365.73	Yes	
CONTRA COSTA	SAN RAMON VALLEY UNIFIED	50/61804-02-011	New Construction	G	4/14/2016	8/28/2019	0.00	0.00	4,509,270.00	4,509,270.00	298,129,635.73	Yes	
LOS ANGELES	DOWNEY UNIFIED	57/64451-00-026	Modernization	G	4/14/2016	8/28/2019	0.00	0.00	8,870,895.00	8,870,895.00	307,000,530.73	Yes	
FRESNO	SANGER UNIFIED	50/62414-00-017	New Construction	G	4/25/2016	8/28/2019	0.00	0.00	2,408,540.00	2,408,540.00	309,409,070.73	Yes	
LOS ANGELES	DOWNEY UNIFIED	50/64451-00-013	New Construction	G	4/25/2016	8/28/2019	0.00	0.00	1,197,086.00	1,197,086.00	310,606,156.73	Yes	
LOS ANGELES	NEWHALL ELEMENTARY	57/64832-00-004	Modernization	G	4/29/2016	8/28/2019	0.00	0.00	2,269,824.00	2,269,824.00	312,875,980.73	Yes	Yes
CONTRA COSTA	SAN RAMON VALLEY UNIFIED	50/61804-02-010	New Construction	G	5/6/2016	8/28/2019	0.00	0.00	1,562,603.00	1,562,603.00	314,438,583.73	Yes	
SAN MATEO	SEQUOIA UNION HIGH	57/69062-00-036	Modernization	G	5/9/2016	8/28/2019	0.00	0.00	1,130,137.00	1,130,137.00	315,568,720.73	Yes	Yes
LOS ANGELES	DOWNEY UNIFIED	57/64451-00-027	Modernization	G	5/11/2016	8/28/2019	0.00	0.00	1,171,433.00	1,171,433.00	316,740,153.73	Yes	
SAN BERNARDINO	CHAFFEY JOINT UNION HIGH	50/67652-00-020	New Construction	G	5/12/2016	8/28/2019	0.00	0.00	13,633,582.00	13,633,582.00	330,373,735.73	Yes	Yes
CONTRA COSTA	WEST CONTRA COSTA UNIFIED	57/61796-00-051	Modernization	G	5/13/2016	8/28/2019	0.00	0.00	23,400,090.00	23,400,090.00	353,773,825.73	Yes	
TULARE	DINUBA UNIFIED	57/75531-00-010	Modernization	G	5/13/2016	8/28/2019	415,041.00	0.00	622,561.00	1,037,602.00	354,811,427.73	Yes	Yes
LOS ANGELES	POMONA UNIFIED	57/64907-00-029	Modernization	G	5/24/2016	8/28/2019	0.00	0.00	3,044,264.00	3,044,264.00	357,855,691.73	Yes	
ORANGE	IRVINE UNIFIED	50/73650-00-028	New Construction	G	6/1/2016	8/28/2019	0.00	0.00	1,236,192.00	1,236,192.00	359,091,883.73	Yes	
MONTEREY	SANTA RITA UNION ELEMENTARY	50/66191-00-009	New Construction	J	6/2/2016	8/28/2019	1,508,346.00	0.00	2,152,315.00	3,660,661.00	362,752,544.73	Yes	
TULARE	TULARE CITY ELEMENTARY	57/72231-00-010	Modernization	G	6/15/2016	8/28/2019	0.00	0.00	670,826.00	670,826.00	363,423,370.73	Yes	Yes
TULARE	TULARE JOINT UNION HIGH	57/72249-00-005	Modernization	G	6/15/2016	8/28/2019	0.00	0.00	2,007,707.00	2,007,707.00	365,431,077.73	Yes	Yes
LOS ANGELES	POMONA UNIFIED	57/64907-00-030	Modernization	G	6/22/2016	8/28/2019	0.00	0.00	634,890.00	634,890.00	366,065,967.73	Yes	
RIVERSIDE	TEMECULA VALLEY UNIFIED	57/75192-00-005	Modernization	G	6/27/2016	8/28/2019	0.00	0.00	2,631,232.00	2,631,232.00	368,697,199.73	Yes	Yes
RIVERSIDE	TEMECULA VALLEY UNIFIED	57/75192-00-006	Modernization	G	6/27/2016	8/28/2019	0.00	0.00	1,745,912.00	1,745,912.00	370,443,111.73	Yes	Yes
RIVERSIDE	TEMECULA VALLEY UNIFIED	57/75192-00-007	Modernization	G	6/27/2016	8/28/2019	0.00	0.00	3,655,950.00	3,655,950.00	374,099,061.73	Yes	Yes
SAN MATEO	SEQUOIA UNION HIGH	50/69062-01-012	New Construction	G	6/28/2016	8/28/2019	0.00	0.00	5,861,873.00	5,861,873.00	379,960,934.73	Yes	Yes
MONTEREY	SANTA RITA UNION ELEMENTARY	50/66191-00-010	New Construction	G	7/1/2016	8/28/2019	0.00	0.00	1,558,394.00	1,558,394.00	381,519,328.73	Yes	
LOS ANGELES	AZUSA UNIFIED	57/64279-00-016	Modernization	G	7/5/2016	8/28/2019	0.00	0.00	667,893.00	667,893.00	382,187,221.73	Yes	
SAN JOAQUIN	STOCKTON UNIFIED	57/68676-00-036	Modernization	G	7/6/2016	8/28/2019	0.00	0.00	4,431,962.00	4,431,962.00	386,619,183.73	Yes	
SISKIYOU	SCOTT VALLEY UNIFIED	57/76455-00-005	Modernization	G	7/8/2016	8/28/2019	0.00	0.00	919,382.00	919,382.00	387,538,565.73	Yes	
SAN JOAQUIN	STOCKTON UNIFIED	57/68676-00-037	Modernization	G	7/12/2016	8/28/2019	0.00	0.00	5,251,720.00	5,251,720.00	392,790,285.73	Yes	
SISKIYOU	SCOTT VALLEY UNIFIED	57/76455-00-006	Modernization	G	7/12/2016	8/28/2019	0.00	0.00	1,486,331.00	1,486,331.00	394,276,616.73	Yes	
SISKIYOU	SCOTT VALLEY UNIFIED	57/76455-00-007	Modernization	G	7/12/2016	8/28/2019	0.00	0.00	776,482.00	776,482.00	395,053,098.73	Yes	
SAN MATEO	SEQUOIA UNION HIGH	50/69062-01-007	New Construction	G	7/14/2016	8/28/2019	0.00	0.00	4,039,200.00	4,039,200.00	399,092,298.73	Yes	Yes
MONTEREY	ALISAL UNION	50/65961-00-010	New Construction	G	7/18/2016	8/28/2019	0.00	0.00	3,896,430.00	3,896,430.00	402,988,728.73	Yes	Yes
FRESNO	CLOVIS UNIFIED	57/62117-00-049	Modernization	G	7/18/2016	8/28/2019	0.00	0.00	401,058.00	401,058.00	403,389,786.73	Yes	
RIVERSIDE	JURUPA UNIFIED	57/67090-00-007	Modernization	G	7/20/2016	8/28/2019	0.00	0.00	2,934,401.00	2,934,401.00	406,324,187.73	Yes	Yes
ORANGE	GARDEN GROVE UNIFIED	57/66522-00-074	Modernization	G	7/21/2016	8/28/2019	0.00	0.00	625,684.00	625,684.00	406,949,871.73	Yes	Yes
MERCED	ATWATER ELEMENTARY	50/65631-00-003	New Construction	G	7/22/2016	8/28/2019	0.00	0.00	309,347.00	309,347.00	407,259,218.73	Yes	Yes
MERCED	ATWATER ELEMENTARY	50/65631-00-004	New Construction	G	7/22/2016	8/28/2019	0.00	0.00	316,267.00	316,267.00	407,575,485.73	Yes	Yes
SACRAMENTO	ELK GROVE UNIFIED	50/67314-00-046	New Construction	G	7/22/2016	8/28/2019	0.00	0.00					

Unfunded Approvals
as of December 09, 2019 SAB

County	School District	Application Number	Program	Approval	Received Date	SAB Unfunded Approval	Financial Hardship Apportionment	Loan	State Share	Total Apportionment	Cumulative Amount	Submitted Certification Letter November 2019	Grant Agreement Received as of 12/11/2019	
ORANGE	IRVINE UNIFIED	50/73650-00-030	New Construction	G	8/1/2016	8/28/2019		0.00	0.00	30,195,387.00	30,195,387.00	469,223,222.73	Yes	
LOS ANGELES	TEMPLE CITY UNIFIED	50/65052-00-003	New Construction	G	8/2/2016	8/28/2019		0.00	0.00	5,231,260.00	5,231,260.00	474,454,482.73	Yes	Yes
FRESNO	CLOVIS UNIFIED	57/62117-00-051	Modernization	G	8/2/2016	8/28/2019		0.00	0.00	1,330,764.00	1,330,764.00	475,785,246.73	Yes	
LOS ANGELES	TEMPLE CITY UNIFIED	57/65052-00-011	Modernization	G	8/2/2016	8/28/2019		0.00	0.00	18,635,247.00	18,635,247.00	494,420,493.73	Yes	Yes
LOS ANGELES	REDONDO BEACH UNIFIED	57/75341-00-023	Modernization	G	8/2/2016	8/28/2019		0.00	0.00	2,498,543.00	2,498,543.00	496,919,036.73	Yes	
LOS ANGELES	REDONDO BEACH UNIFIED	57/75341-00-024	Modernization	G	8/2/2016	8/28/2019		0.00	0.00	1,305,142.00	1,305,142.00	498,224,178.73	Yes	
LOS ANGELES	REDONDO BEACH UNIFIED	57/75341-00-025	Modernization	G	8/2/2016	8/28/2019		0.00	0.00	504,546.00	504,546.00	498,728,724.73	Yes	
RIVERSIDE	PALM SPRINGS UNIFIED	50/67173-00-006	New Construction	G	8/3/2016	8/28/2019		0.00	0.00	409,584.00	409,584.00	499,138,308.73	Yes	Yes
RIVERSIDE	PALM SPRINGS UNIFIED	50/67173-00-007	New Construction	G	8/3/2016	8/28/2019		0.00	0.00	1,135,113.00	1,135,113.00	500,273,421.73	Yes	Yes
RIVERSIDE	PALM SPRINGS UNIFIED	50/67173-00-008	New Construction	G	8/3/2016	8/28/2019		0.00	0.00	471,098.00	471,098.00	500,744,519.73	Yes	Yes
RIVERSIDE	PALM SPRINGS UNIFIED	50/67173-00-009	New Construction	G	8/3/2016	8/28/2019		0.00	0.00	753,644.00	753,644.00	501,498,163.73	Yes	Yes
RIVERSIDE	PALM SPRINGS UNIFIED	50/67173-00-010	New Construction	G	8/3/2016	8/28/2019		0.00	0.00	509,021.00	509,021.00	502,007,184.73	Yes	Yes
RIVERSIDE	PALM SPRINGS UNIFIED	50/67173-00-011	New Construction	G	8/3/2016	8/28/2019		0.00	0.00	591,197.00	591,197.00	502,598,381.73	Yes	Yes
RIVERSIDE	PALM SPRINGS UNIFIED	50/67173-00-012	New Construction	G	8/3/2016	8/28/2019		0.00	0.00	497,236.00	497,236.00	503,095,617.73	Yes	Yes
RIVERSIDE	PERRIS ELEMENTARY	50/67199-00-012	New Construction	G	8/5/2016	8/28/2019		0.00	0.00	14,971,682.00	14,971,682.00	518,067,299.73	Yes	Yes
SACRAMENTO	SAN JUAN UNIFIED	57/67447-00-060	Modernization	G	8/5/2016	8/28/2019		0.00	0.00	822,766.96	822,766.96	518,890,066.69	Yes	
KERN	BAKERSFIELD CITY ELEMENTARY	50/63321-00-030	New Construction	G	8/11/2016	8/28/2019		0.00	0.00	2,977,327.00	2,977,327.00	521,867,393.69	Yes	
SOLANO	FAIRFIELD-SUISUN UNIFIED	50/70540-00-026	New Construction	G	8/11/2016	8/28/2019		0.00	0.00	1,563,012.00	1,563,012.00	523,430,405.69	Yes	Yes
ORANGE	ANAHEIM UNION HIGH	55/66431-00-001	Career Tech New Construction	G	2/15/2019	8/28/2019		0.00	0.00	1,137,053.00	1,137,053.00	524,567,458.69	Yes	
SAN DIEGO	GROSSMONT UNION HIGH	50/68130-12-008	New Construction	G	10/29/2015	9/25/2019		0.00	0.00	3,706,335.00	3,706,335.00	528,273,793.69	Yes	
LOS ANGELES	AZUSA UNIFIED	50/64279-00-001	New Construction	G	8/11/2016	9/25/2019		0.00	0.00	115,344.00	115,344.00	528,389,137.69	Yes	
RIVERSIDE	PALM SPRINGS UNIFIED	50/67173-00-013	New Construction	G	8/12/2016	9/25/2019		0.00	0.00	328,828.00	328,828.00	528,717,965.69	Yes	
KERN	PANAMA-BUENA VISTA UNION	50/63362-00-040	New Construction	G	8/15/2016	9/25/2019		0.00	0.00	8,832,551.00	8,832,551.00	537,550,516.69	Yes	Yes
SAN BERNARDINO	ETIWANDA ELEMENTARY	50/67702-00-015	New Construction	G	8/15/2016	9/25/2019		0.00	0.00	18,458,330.00	18,458,330.00	558,008,846.69	Yes	Yes
KERN	PANAMA-BUENA VISTA UNION	57/63362-00-005	Modernization	G	8/15/2016	9/25/2019		0.00	0.00	3,836,955.00	3,836,955.00	559,845,801.69	Yes	
SACRAMENTO	NATOMAS UNIFIED	50/75283-00-016	New Construction	G	8/16/2016	9/25/2019		0.00	0.00	5,174,964.00	5,174,964.00	565,020,765.69	Yes	Yes
SAN MATEO	BURLINGAME ELEMENTARY	50/68882-00-003	New Construction	G	8/18/2016	9/25/2019		0.00	0.00	4,652,966.00	4,652,966.00	569,673,731.69	Yes	
RIVERSIDE	JURUPA UNIFIED	57/67090-00-008	Modernization	G	8/18/2016	9/25/2019		0.00	0.00	2,804,821.00	2,804,821.00	572,478,552.69	Yes	
FRESNO	CLOVIS UNIFIED	57/62117-00-052	Modernization	G	8/19/2016	9/25/2019		0.00	0.00	218,853.00	218,853.00	572,697,405.69	Yes	
RIVERSIDE	RIVERSIDE UNIFIED	50/67215-00-026	New Construction	G	8/24/2016	9/25/2019		0.00	0.00	497,281.00	497,281.00	573,194,686.69	Yes	
RIVERSIDE	RIVERSIDE UNIFIED	50/67215-00-027	New Construction	G	8/24/2016	9/25/2019		0.00	0.00	341,891.00	341,891.00	573,536,577.69	Yes	
RIVERSIDE	RIVERSIDE UNIFIED	50/67215-00-028	New Construction	G	8/24/2016	9/25/2019		0.00	0.00	341,891.00	341,891.00	573,878,468.69	Yes	
LOS ANGELES	DOWNEY UNIFIED	57/64451-00-028	Modernization	G	8/24/2016	9/25/2019		0.00	0.00	6,138,875.00	6,138,875.00	580,017,343.69	Yes	
LOS ANGELES	LONG BEACH UNIFIED	57/64725-00-020	Modernization	G	8/25/2016	9/25/2019		0.00	0.00	4,072,348.00	4,072,348.00	584,089,691.69	Yes	
MENDOCINO	LAYTONVILLE UNIFIED	57/73916-00-001	Modernization	G	8/25/2016	9/25/2019		0.00	0.00	1,801,010.00	1,801,010.00	585,890,701.69	Yes	Yes
SAN BERNARDINO	COLTON JOINT UNIFIED	57/67686-00-022	Modernization	G	8/26/2016	9/25/2019		0.00	0.00	684,268.00	684,268.00	586,574,969.69	Yes	Yes
ALAMEDA	FREMONT UNIFIED	50/61176-00-008	New Construction	G	8/29/2016	9/25/2019		0.00	0.00	4,458,502.00	4,458,502.00	591,033,471.69	Yes	Yes
LOS ANGELES	AZUSA UNIFIED	57/64279-00-017	Modernization	G	9/6/2016	9/25/2019		0.00	0.00	978,235.00	978,235.00	592,011,706.69	Yes	
ORANGE	NEWPORT-MESA UNIFIED	57/66597-00-037	Modernization	G	9/7/2016	9/25/2019		0.00	0.00	642,311.00	642,311.00	592,654,017.69	Yes	
ORANGE	NEWPORT-MESA UNIFIED	57/66597-00-038	Modernization	G	9/7/2016	9/25/2019		0.00	0.00	549,065.00	549,065.00	593,203,082.69	Yes	
ORANGE	NEWPORT-MESA UNIFIED	57/66597-00-039	Modernization	G	9/7/2016	9/25/2019		0.00	0.00	378,396.00	378,396.00	593,581,478.69	Yes	
RIVERSIDE	DESERT SANDS UNIFIED	57/67058-00-018	Modernization	G	9/8/2016	9/25/2019		0.00	0.00	411,870.00	411,870.00	593,993,348.69	Yes	Yes
CONTRA COSTA	LIBERTY UNION HIGH	50/61721-00-006	New Construction	G	9/14/2016	9/25/2019		0.00	0.00	2,933,421.00	2,933,421.00	596,926,769.69	Yes	Yes
SAN JOAQUIN	LINCOLN UNIFIED	57/68569-00-015	Modernization	G	9/14/2016	9/25/2019		0.00	0.00	2,524,491.00	2,524,491.00	599,451,260.69	Yes	Yes
LOS ANGELES	WHITTIER CITY	50/65110-00-009	New Construction	G	9/15/2016	9/25/2019		0.00	0.00	1,974,176.00	1,974,176.00	601,425,436.69	Yes	
LOS ANGELES	WHITTIER CITY	50/65110-00-010	New Construction	G	9/16/2016	9/25/2019		0.00	0.00	339,452.00	339,452.00	601,764,888.69	Yes	
YOLO	WINTERS JOINT UNIFIED	57/72702-00-006	Modernization	G	9/16/2016	9/25/2019		0.00	0.00	766,343.00	766,343.00	602,531,231.69	Yes	Yes
FRESNO	KERMAN UNIFIED	50/73999-00-008	New Construction	G	9/21/2016	9/25/2019		0.00	0.00	313,878.00	313,878.00	602,845,109.69	Yes	Yes
SAN DIEGO	SAN DIEGUITO UNION HIGH	57/68346-00-006	Modernization	G	9/23/2016	9/25/2019		0.00	0.00	4,086,305.00	4,086,305.00	606,931,414.69	Yes	
SACRAMENTO	NATOMAS UNIFIED	57/75283-00-003	Modernization	G	9/23/2016	9/25/2019		0.00	0.00	1,007,559.00	1,007,559.00	607,938,973.69	Yes	
ORANGE	NEWPORT-MESA UNIFIED	57/66597-00-040	Modernization	G	9/27/2016	9/25/2019		0.00	0.00	2,882,908.00	2,882,908.00	610,821,881.69	Yes	
MADERA	MADERA UNIFIED	50/65243-00-010	New Construction	G	9/29/2016	9/25/2019		0.00	0.00	12,988,244.00	12,988,244.00	623,810,125.69	Yes	Yes
KINGS	CORCORAN JOINT UNIFIED	57/63891-00-009	Modernization	G	9/30/2016	9/25/2019		0.00	0.00	947,215.00	947,215.00	624,757,340.69	Yes	Yes
KINGS	CORCORAN JOINT UNIFIED	57/63891-00-010	Modernization	G	9/30/2016	9/25/2019		0.00	0.00	131,799.00	131,799.00	624,889,139.69	Yes	Yes
ORANGE	ANAHEIM UNION HIGH	57/66431-00-015	Modernization	G	10/10/2016	9/25/2019		0.00	0.00	7,690,502.00	7,690,502.00	632,579,641.69	Yes	Yes
SAN JOAQUIN	STOCKTON UNIFIED	57/68676-00-038	Modernization	G	10/11/2016	9/25/2019		0.00	0.00	3,207,011.00	3,207,011.00	635,786,652.69	Yes	
LOS ANGELES	LONG BEACH UNIFIED	57/64725-00-021	Modernization	G	10/13/2016	9/25/2019		0.00	0.00	8,177,966.00	8,177,966.00	643,964,618.69	Yes	
ORANGE	CAPISTRANO UNIFIED	50/66464-00-020	New Construction	G	10/25/2016	9/25/2019		0.00	0.00	8,214,064.00	8,214,064.00	652,178,682.69	Yes	Yes
SAN MATEO	BURLINGAME ELEMENTARY	50/68882-00-004	New Construction	G	8/18/2016	10/23/2019		0.00	0.00	6,721,844.00	6,721,844.00	658,900,526.69	Yes	
ORANGE	CAPISTRANO UNIFIED	50/66464-00-021	New Construction	G	10/25/2016	10/23/2019		0.00	0.00	7,592,324.00	7,592,324.00	666,492,850.69	Yes	
KINGS	PIONEER UNION ELEMENTARY	50/63990-00-003	New Construction	G	10/26/2016	10/23/2019		0.00	0.00	1,104,766.00	1,104,766.00	667,597,616.69	Yes	
MERCED	MERCED CITY ELEMENTARY	50/65771-00-021	New Construction	G	10/26/2016	10/23/2019		0.00	0.00	657,463.00	657,463.00	668,255,079.69	Yes	
KINGS	PIONEER UNION ELEMENTARY	57/63990-00-003	Modernization	G	10/26/2016	10/23/2019		0.00	0.00	2,176,283.00	2,176,283.00	670,431,362.69	Yes	
SAN BERNARDINO	COLTON JOINT UNIFIED	57/67686-00-023	Modernization	G	10/26/2016	10/23/2019		0.00	0.00	2,255,041.00	2,255,041.00	672,686,403.69	Yes	
SAN MATEO	BAYSHORE ELEMENTARY	57/68858-00-001	Modernization	G	10/26/2016	10/23/2019		0.00	0.00	1,331,112.00	1,331,112.00	674,017,515.69	Yes	
MERCED	LOS BANOS UNIFIED	50/65755-00-010	New Construction	G	10/27/2016	10/23/2019		0.00	0.00	5,054,448.00	5,054,448.00	679,071,963.69	Yes	
SAN BERNARDINO	CHAFFEY JOINT UNION HIGH	50/67652-00-021	New Construction	G	10/27/2016	10/23/2019		0.00	0.00	2,403,019.00	2,403,019.00	681,474,982.69	Yes	
SAN JOAQUIN	MANTECA UNIFIED	50/68593-00-024	New Construction	G	10/28/2016	10/23/2019		0.00	0.00	2,486,530.00	2,486,530.00	683,961,512.69	Yes	
SAN JOAQUIN	MANTECA UNIFIED	50/68593-00-025	New Construction	G	10/28/2016	10/23/2019		0.00	0.00	3,330,636.00	3,330,636.00	687,292,148.69	Yes	
SAN JOAQUIN	MANTECA UNIFIED	50/68593-00-026	New Construction	G	10/28/2016	10/23/2019		0.00	0.00	2,725,123.00	2,725,123.00	690,017,271.69	Yes	
SAN JOAQUIN	MANTECA UNIFIED	57/68593-00-011	Modernization	G	10/28/2016	10/23/2019		0.00	0.00	981,207.00	981,207.00	690,998,478.69	Yes	
SAN JOAQUIN	MANTECA UNIFIED	57/68593-00-012	Modernization	G	10/28/2016	10/23/2019		0.00	0.00	636,273.00	636,273.00	691,634,751.69	Yes	
SAN JOAQUIN	MANTECA UNIFIED	57/68593-00-013	Modernization	G	10/28/2016	10/23/2019		0.00						

Unfunded Approvals
as of December 09, 2019 SAB

County	School District	Application Number	Program	Approval	Received Date	SAB Unfunded Approval	Financial Hardship Apportionment	Loan	State Share	Total Apportionment	Cumulative Amount	Submitted Certification Letter November 2019	Grant Agreement Received as of 12/11/2019
CONTRA COSTA	SAN RAMON VALLEY UNIFIED	57/61804-00-024	Modernization	G	10/31/2016	10/23/2019	0.00	0.00	862,017.00	862,017.00	715,938,065.69	Yes	
FRESNO	CLOVIS UNIFIED	57/62117-00-053	Modernization	G	10/31/2016	10/23/2019	0.00	0.00	2,008,911.00	2,008,911.00	717,946,976.69	Yes	Yes
LOS ANGELES	LANCASTER ELEMENTARY	50/64667-00-010	New Construction	G	11/1/2016	10/23/2019	0.00	0.00	860,388.00	860,388.00	718,807,364.69	Yes	
CONTRA COSTA	SAN RAMON VALLEY UNIFIED	57/61804-00-025	Modernization	G	11/3/2016	10/23/2019	0.00	0.00	977,471.00	977,471.00	719,784,835.69	Yes	
LOS ANGELES	SAUGUS UNION ELEMENTARY	57/64998-00-008	Modernization	G	11/4/2016	10/23/2019	0.00	0.00	583,123.00	583,123.00	720,367,958.69	Yes	
LOS ANGELES	SAUGUS UNION ELEMENTARY	57/64998-00-009	Modernization	G	11/4/2016	10/23/2019	0.00	0.00	3,458,692.00	3,458,692.00	723,826,650.69	Yes	
ORANGE	GARDEN GROVE UNIFIED	57/66522-00-075	Modernization	G	11/4/2016	10/23/2019	0.00	0.00	567,810.00	567,810.00	724,394,460.69	Yes	
ORANGE	GARDEN GROVE UNIFIED	57/66522-00-076	Modernization	G	11/4/2016	10/23/2019	0.00	0.00	715,323.00	715,323.00	725,109,783.69	Yes	
ORANGE	GARDEN GROVE UNIFIED	57/66522-00-077	Modernization	G	11/4/2016	10/23/2019	0.00	0.00	328,134.00	328,134.00	725,437,917.69	Yes	
ORANGE	GARDEN GROVE UNIFIED	57/66522-00-078	Modernization	G	11/4/2016	10/23/2019	0.00	0.00	688,943.00	688,943.00	726,126,860.69	Yes	
ORANGE	GARDEN GROVE UNIFIED	57/66522-00-079	Modernization	G	11/4/2016	10/23/2019	0.00	0.00	567,810.00	567,810.00	726,694,670.69	Yes	
ORANGE	GARDEN GROVE UNIFIED	57/66522-00-080	Modernization	G	11/4/2016	10/23/2019	0.00	0.00	2,189,825.00	2,189,825.00	728,884,495.69	Yes	
ORANGE	GARDEN GROVE UNIFIED	57/66522-00-081	Modernization	G	11/4/2016	10/23/2019	0.00	0.00	386,227.00	386,227.00	729,270,722.69	Yes	
ORANGE	GARDEN GROVE UNIFIED	57/66522-00-082	Modernization	G	11/4/2016	10/23/2019	0.00	0.00	313,289.00	313,289.00	729,584,011.69	Yes	
ORANGE	GARDEN GROVE UNIFIED	57/66522-00-083	Modernization	G	11/4/2016	10/23/2019	0.00	0.00	754,259.00	754,259.00	730,338,270.69	Yes	
ORANGE	GARDEN GROVE UNIFIED	57/66522-00-084	Modernization	G	11/4/2016	10/23/2019	0.00	0.00	1,245,137.00	1,245,137.00	731,583,407.69	Yes	
ORANGE	GARDEN GROVE UNIFIED	57/66522-00-085	Modernization	G	11/4/2016	10/23/2019	0.00	0.00	1,124,500.00	1,124,500.00	732,707,907.69	Yes	
SAN JOAQUIN	TRACY JOINT UNIFIED	54/75499-00-005	Charter	G	5/28/2019	10/23/2019	0.00	0.00	2,209,734.10	2,209,734.10	734,917,641.79	Yes	
SAN BERNARDINO	CHAFFEY JOINT UNION HIGH	56/67652-00-003	Overcrowding Relief Grant	G	7/25/2013	12/9/2019	0.00	0.00	10,621,485.00	10,621,485.00	745,539,126.79	Yes	
SONOMA	SANTA ROSA HIGH	54/70920-00-004	Charter	G	4/1/2014	12/9/2019	0.00	7,386,066.50	7,386,066.50	14,772,133.00	760,311,259.79	Yes	
SONOMA	SANTA ROSA HIGH	54/70920-00-003	Charter	G	4/3/2014	12/9/2019	0.00	458,196.40	458,196.40	916,392.80	761,227,652.59	Yes	
KERN	MC FARLAND UNIFIED	50/73908-00-010	New Construction	G	2/23/2015	12/9/2019	0.00	0.00	3,165,421.00	3,165,421.00	764,393,073.59	Yes	
SAN MATEO	BAYSHORE ELEMENTARY	50/68858-00-001	New Construction	G	10/26/2016	12/9/2019	0.00	0.00	1,641,731.00	1,641,731.00	766,034,804.59	Yes	
TUOLUMNE	SONORA ELEMENTARY	57/72371-00-004	Modernization	G	11/8/2016	12/9/2019	0.00	0.00	1,300,338.00	1,300,338.00	767,335,142.59	Yes	
TUOLUMNE	SONORA ELEMENTARY	57/72371-00-003	Modernization	G	11/9/2016	12/9/2019	0.00	0.00	2,271,493.00	2,271,493.00	769,606,635.59	Yes	
LOS ANGELES	ROSEMEAD ELEMENTARY	57/64931-00-010	Modernization	G	11/16/2016	12/9/2019	0.00	0.00	664,468.00	664,468.00	770,271,103.59	Yes	
LOS ANGELES	ROSEMEAD ELEMENTARY	57/64931-00-011	Modernization	G	11/16/2016	12/9/2019	0.00	0.00	824,426.00	824,426.00	771,095,529.59	Yes	
LOS ANGELES	ROSEMEAD ELEMENTARY	57/64931-00-012	Modernization	G	11/16/2016	12/9/2019	0.00	0.00	976,793.00	976,793.00	772,072,322.59	Yes	
SAN DIEGO	GROSSMONT UNION HIGH	57/68130-00-025	Modernization	G	11/17/2016	12/9/2019	0.00	0.00	2,372,027.00	2,372,027.00	774,444,349.59	Yes	
VENTURA	SANTA PAULA UNIFIED	57/76828-00-001	Modernization	G	11/17/2016	12/9/2019	0.00	0.00	938,316.00	938,316.00	775,382,665.59	Yes	
LOS ANGELES	AZUSA UNIFIED	57/64279-00-018	Modernization	G	11/18/2016	12/9/2019	0.00	0.00	1,855,304.00	1,855,304.00	777,237,969.59	Yes	
LOS ANGELES	CULVER CITY UNIFIED	57/64444-00-015	Modernization	G	11/18/2016	12/9/2019	0.00	0.00	1,353,904.00	1,353,904.00	778,591,873.59	Yes	
LOS ANGELES	DUARTE UNIFIED	57/64469-00-011	Modernization	G	11/22/2016	12/9/2019	0.00	0.00	2,803,654.00	2,803,654.00	781,395,527.59	Yes	
RIVERSIDE	ALVORD UNIFIED	57/66977-00-015	Modernization	G	11/22/2016	12/9/2019	0.00	0.00	2,345,135.00	2,345,135.00	783,740,662.59	Yes	
TULARE	TRAVER JOINT ELEMENTARY	57/72223-00-002	Modernization	D	11/22/2016	12/9/2019	75,977.00	0.00	115,489.00	191,466.00	783,932,128.59	Yes	
ORANGE	SADDLEBACK VALLEY UNIFIED	57/73635-00-038	Modernization	G	11/23/2016	12/9/2019	0.00	0.00	1,577,648.00	1,577,648.00	785,509,776.59	Yes	
ORANGE	SADDLEBACK VALLEY UNIFIED	57/73635-00-039	Modernization	G	11/29/2016	12/9/2019	0.00	0.00	1,830,880.00	1,830,880.00	787,340,656.59	Yes	
SANTA BARBARA	SANTA BARBARA UNIFIED	57/76786-00-009	Modernization	G	11/29/2016	12/9/2019	0.00	0.00	1,074,723.00	1,074,723.00	788,415,379.59	Yes	
GLENN	PRINCETON JOINT UNIFIED	57/62646-00-001	Modernization	G	12/1/2016	12/9/2019	0.00	0.00	1,163,923.00	1,163,923.00	789,579,302.59	Yes	
GLENN	PRINCETON JOINT UNIFIED	57/62646-00-002	Modernization	G	12/1/2016	12/9/2019	0.00	0.00	521,106.00	521,106.00	790,100,408.59	Yes	
PLACER	PLACER UNION HIGH	57/66894-00-010	Modernization	G	12/1/2016	12/9/2019	0.00	0.00	3,052,230.00	3,052,230.00	793,152,638.59	Yes	
LOS ANGELES	TORRANCE UNIFIED	57/65060-00-035	Modernization	G	12/8/2016	12/9/2019	0.00	0.00	4,617,284.00	4,617,284.00	797,769,922.59	Yes	
MERCED	MERCED CITY ELEMENTARY	57/65771-00-012	Modernization	G	12/7/2016	12/9/2019	0.00	0.00	4,426,566.00	4,426,566.00	802,196,488.59	Yes	
SAN JOAQUIN	STOCKTON UNIFIED	57/68876-00-039	Modernization	G	12/7/2016	12/9/2019	0.00	0.00	16,025,724.00	16,025,724.00	818,222,212.59	Yes	
ORANGE	NEWPORT-MESA UNIFIED	57/66597-00-041	Modernization	G	12/12/2016	12/9/2019	0.00	0.00	1,318,530.00	1,318,530.00	819,540,742.59	Yes	
RIVERSIDE	PALM SPRINGS UNIFIED	57/67173-00-010	Modernization	G	12/12/2016	12/9/2019	0.00	0.00	652,641.00	652,641.00	820,193,383.59	Yes	
SANTA CLARA	FRANKLIN-MCKINLEY ELEMENTARY	57/69450-00-010	Modernization	G	12/14/2016	12/9/2019	0.00	0.00	2,603,375.00	2,603,375.00	822,796,758.59	Yes	
PLACER	PLACER UNION HIGH	57/66894-00-011	Modernization	G	12/15/2016	12/9/2019	0.00	0.00	2,945,204.00	2,945,204.00	825,741,962.59	Yes	
SANTA BARBARA	SANTA MARIA-BONITA	50/69120-00-020	New Construction	G	12/19/2016	12/9/2019	0.00	0.00	1,845,987.00	1,845,987.00	827,587,949.59	Yes	
SANTA BARBARA	SANTA MARIA-BONITA	50/69120-00-021	New Construction	G	12/19/2016	12/9/2019	0.00	0.00	1,619,859.00	1,619,859.00	829,207,808.59	Yes	
ORANGE	GARDEN GROVE UNIFIED	57/66522-00-086	Modernization	G	12/21/2016	12/9/2019	0.00	0.00	731,666.00	731,666.00	829,939,474.59	Yes	
LOS ANGELES	LOS ANGELES UNIFIED	54/64733-00-103	Charter	S	5/30/2017	12/9/2019	0.00	7,767,000.00	7,767,000.00	15,534,000.00	845,473,474.59	Yes	
TULARE	DINUBA UNIFIED	50/75531-00-006	New Construction	D	10/25/2019	12/9/2019	1,666,946.20	0.00	5,664,946.20	7,331,892.40	852,805,366.99	Yes	
Total							\$31,193,677.52	\$25,637,208.75	\$795,974,480.72	\$852,805,366.99			

*This Unfunded List (Lack of AB 55 Loans) includes \$21.5 million for 20 projects for Charter School Facilities Program Preliminary Apportionments for Design and Site Funding.

County	School District	Application Number	Program	Approval	Received Date	SAB Date	Financial Hardship Apportionment	Loan	State Share	Total Apportionment	Prop. 47	Prop. 55	Prop. 1D	Prop. 51	
BUTTE	CHICO UNIFIED	54/61424-00-005	Charter	P	4/1/2014	4/15/2015		0.00	249,318.00	249,318.00	498,636.00	0.00	0.00	498,636.00	0.00
ALAMEDA	OAKLAND UNIFIED	54/61259-13-002	Charter	P	5/28/2014	5/27/2015		0.00	2,916,055.40	2,916,055.40	5,832,110.80	0.00	0.00	5,832,110.80	0.00
ALAMEDA	OAKLAND UNIFIED	54/61259-13-002	Charter	P	5/28/2014	8/26/2015		0.00	8,558,059.50	8,558,059.50	17,116,119.00	0.00	0.00	17,116,119.00	0.00
SANTA CLARA	ALUM ROCK UNION ELEMENTARY	54/69369-00-003	Charter	P	5/30/2014	12/9/2015		0.00	231,079.95	231,079.95	462,159.90	0.00	10,660.00	451,499.90	0.00
SAN DIEGO	SAN DIEGO UNIFIED	54/68338-00-003	Charter	P	5/18/2017	1/24/2018		0.00	0.00	5,223,938.40	5,223,938.40	0.00	0.00	0.00	5,223,938.40
SAN DIEGO	SAN DIEGO UNIFIED	54/68338-00-005	Charter	P	5/18/2017	1/24/2018		0.00	0.00	1,852,054.20	1,852,054.20	0.00	0.00	0.00	1,852,054.20
ALAMEDA	OAKLAND UNIFIED	54/61259-09-008	Charter	P	5/26/2017	1/24/2018		0.00	1,109,148.30	1,109,148.30	2,218,296.60	0.00	0.00	0.00	2,218,296.60
ALAMEDA	OAKLAND UNIFIED	54/61259-09-009	Charter	P	5/26/2017	1/24/2018		0.00	11,544,660.00	11,544,660.00	23,089,320.00	0.00	0.00	0.00	23,089,320.00
SANTA BARBARA	LOMPOC UNIFIED	54/69229-00-001	Charter	P	6/1/2017	1/24/2018		0.00	135,120.30	133,062.30	466,182.60	0.00	0.00	0.00	466,182.60
SAN DIEGO	SAN DIEGO UNIFIED	54/68338-00-006	Charter	P	6/2/2017	1/24/2018		0.00	0.00	23,036,581.80	23,036,581.80	0.00	0.00	0.00	23,036,581.80
SAN DIEGO	SAN DIEGO UNIFIED	54/68338-00-007	Charter	P	6/2/2017	1/24/2018		0.00	0.00	11,742,390.90	11,742,390.90	0.00	0.00	0.00	11,742,390.90
ALAMEDA	OAKLAND UNIFIED	54/61259-00-006	Charter	P	6/5/2017	1/24/2018		0.00	9,842,314.50	9,842,314.50	19,684,629.00	0.00	0.00	0.00	19,684,629.00
ALAMEDA	OAKLAND UNIFIED	54/61259-09-006	Charter	P	6/5/2017	1/24/2018		0.00	2,139,365.70	2,139,365.70	4,278,731.40	0.00	0.00	0.00	4,278,731.40
ALAMEDA	OAKLAND UNIFIED	54/61259-09-007	Charter	P	6/5/2017	1/24/2018		0.00	4,610,634.30	4,610,634.30	9,221,268.60	0.00	0.00	0.00	9,221,268.60
ALAMEDA	OAKLAND UNIFIED	54/61259-09-010	Charter	P	6/5/2017	1/24/2018		0.00	1,801,854.90	1,801,854.90	3,603,709.80	0.00	0.00	0.00	3,603,709.80
ALAMEDA	OAKLAND UNIFIED	54/61259-09-011	Charter	P	6/5/2017	1/24/2018		0.00	19,352,563.20	19,352,563.20	38,705,126.40	0.00	0.00	0.00	38,705,126.40
ALAMEDA	OAKLAND UNIFIED	54/61259-13-005	Charter	P	6/5/2017	1/24/2018		0.00	626,722.20	626,722.20	1,253,444.40	0.00	0.00	0.00	1,253,444.40
ALAMEDA	OAKLAND UNIFIED	54/61259-13-006	Charter	P	6/5/2017	1/24/2018		0.00	3,037,278.60	3,037,278.60	6,074,557.20	0.00	0.00	0.00	6,074,557.20
CONTRA COSTA	WEST CONTRA COSTA UNIFIED	54/61796-04-001	Charter	P	6/5/2017	1/24/2018		0.00	6,658,852.50	6,658,852.50	13,317,705.00	0.00	0.00	0.00	13,317,705.00
CONTRA COSTA	WEST CONTRA COSTA UNIFIED	54/61796-04-002	Charter	P	6/5/2017	1/24/2018		0.00	5,037,607.80	5,037,607.80	10,075,215.60	0.00	0.00	0.00	10,075,215.60
MARIPOSA	MARIPOSA COUNTY UNIFIED	54/65532-00-001	Charter	P	6/5/2017	1/24/2018		0.00	0.00	1,092,709.80	1,092,709.80	0.00	0.00	0.00	1,092,709.80
SACRAMENTO	SAN JUAN UNIFIED	54/67447-00-005	Charter	P	6/5/2017	1/24/2018		0.00	0.00	5,974,846.20	5,974,846.20	0.00	0.00	0.00	5,974,846.20
TULARE	VISALIA UNIFIED	54/72256-00-001	Charter	P	6/5/2017	1/24/2018		0.00	3,378,707.10	3,378,707.10	6,757,414.20	0.00	0.00	0.00	6,757,414.20
TULARE	VISALIA UNIFIED	54/72256-00-002	Charter	P	6/5/2017	1/24/2018		0.00	5,195,620.80	5,195,620.80	10,391,241.60	0.00	0.00	0.00	10,391,241.60
TULARE	VISALIA UNIFIED	54/72256-00-003	Charter	P	6/5/2017	1/24/2018		0.00	2,169,537.30	2,169,537.30	4,339,074.60	0.00	0.00	0.00	4,339,074.60
TULARE	VISALIA UNIFIED	54/72256-00-004	Charter	P	6/5/2017	1/24/2018		0.00	753,290.10	753,290.10	1,506,580.20	0.00	0.00	0.00	1,506,580.20
SAN DIEGO	SAN DIEGO UNIFIED	54/68338-00-004	Charter	P	5/18/2017	2/28/2018		0.00	0.00	5,649,357.60	5,649,357.60	0.00	0.00	0.00	5,649,357.60
SOLANO	VALLEJO CITY UNIFIED	54/70581-00-006	Charter	P	5/22/2016	2/28/2018		0.00	13,277,356.90	13,277,356.90	26,554,713.80	590,900.00	2,315,550.00	12,651,864.00	10,996,399.80
SOLANO	VALLEJO CITY UNIFIED	54/70581-00-007	Charter	P	5/22/2016	2/28/2018		0.00	452,842.20	452,842.20	905,684.40	0.00	0.00	905,684.40	0.00
ALAMEDA	OAKLAND UNIFIED	54/61259-12-005	Charter	P	5/26/2017	2/28/2018		0.00	1,673,397.00	1,673,397.00	3,346,794.00	0.00	0.00	0.00	3,346,794.00
ALAMEDA	OAKLAND UNIFIED	54/61259-12-006	Charter	P	5/26/2017	2/28/2018		0.00	1,701,603.00	1,701,603.00	3,403,206.00	0.00	0.00	0.00	3,403,206.00
SACRAMENTO	NATOMAS UNIFIED	54/75283-00-008	Charter	P	5/26/2017	2/28/2018		0.00	0.00	2,573,846.10	2,573,846.10	0.00	0.00	2,573,846.10	0.00
LOS ANGELES	LOS ANGELES UNIFIED	54/64733-00-101	Charter	P	6/2/2017	2/28/2018		0.00	13,850,962.20	13,850,962.20	27,701,924.40	0.00	0.00	0.00	27,701,924.40
ALAMEDA	OAKLAND UNIFIED	54/61259-00-011	Charter	P	6/2/2017	2/28/2018		0.00	9,184,988.70	9,184,988.70	18,369,977.40	0.00	0.00	0.00	18,369,977.40
SAN DIEGO	SAN DIEGO UNIFIED	54/68338-00-008	Charter	P	6/2/2017	2/28/2018		0.00	0.00	15,156,028.80	15,156,028.80	0.00	0.00	0.00	15,156,028.80
SANTA CLARA	MORGAN HILL UNIFIED	54/69583-00-002	Charter	P	6/5/2017	2/28/2018		0.00	6,209,740.80	6,209,740.80	12,419,481.60	0.00	0.00	0.00	12,419,481.60
SAN DIEGO	CAJON VALLEY UNION ELEMENTARY	54/67991-00-002	Charter	P	6/5/2017	2/28/2018		0.00	2,365,949.70	2,365,949.70	4,731,899.40	0.00	0.00	0.00	4,731,899.40
SAN DIEGO	CAJON VALLEY UNION ELEMENTARY	54/67991-00-003	Charter	P	6/5/2017	2/28/2018		0.00	1,567,601.10	1,567,601.10	3,135,202.20	0.00	0.00	0.00	3,135,202.20
SANTA CLARA	EAST SIDE UNION HIGH	54/69427-00-005	Charter	P	6/5/2017	2/28/2018		0.00	13,973,119.20	13,973,119.20	27,946,238.40	0.00	0.00	0.00	27,946,238.40
SANTA CLARA	EAST SIDE UNION HIGH	54/69427-00-006	Charter	P	6/5/2017	2/28/2018		0.00	246,867.30	246,867.30	493,734.60	0.00	0.00	0.00	493,734.60
SAN DIEGO	CAJON VALLEY UNION ELEMENTARY	54/67991-00-001	Charter	P	6/5/2017	2/28/2018		0.00	4,381,450.20	4,381,450.20	8,762,900.40	0.00	0.00	0.00	8,762,900.40
ALAMEDA	OAKLAND UNIFIED	54/61259-00-010	Charter	P	6/5/2017	2/28/2018		0.00	10,227,982.50	10,227,982.50	20,455,965.00	0.00	0.00	0.00	20,455,965.00
SACRAMENTO	SAN JUAN UNIFIED	54/67447-00-006	Charter	P	6/5/2017	2/28/2018		0.00	0.00	5,701,526.10	5,701,526.10	0.00	0.00	0.00	5,701,526.10
SAN BERNARDINO	SAN BERNARDINO CITY UNIFIED	54/67876-00-004	Charter	P	6/5/2017	2/28/2018		0.00	2,064,591.00	2,064,591.00	4,129,182.00	0.00	0.00	0.00	4,129,182.00
SACRAMENTO	SACRAMENTO CITY UNIFIED	54/67439-00-007	Charter	P	6/5/2017	2/28/2018		0.00	5,049,542.70	5,049,542.70	10,099,085.40	0.00	0.00	0.00	10,099,085.40
SACRAMENTO	SACRAMENTO CITY UNIFIED	54/67439-00-008	Charter	P	6/5/2017	2/28/2018		0.00	6,288,725.20	6,288,725.20	12,577,450.40	0.00	0.00	0.00	12,577,450.40
SOLANO	VALLEJO CITY UNIFIED	54/70581-00-004	Charter	P	5/22/2017	05/23/2018		0.00	200,755.80	200,755.80	401,511.60	401,511.60	0.00	0.00	0.00
SOLANO	VALLEJO CITY UNIFIED	54/70581-00-005	Charter	P	5/22/2017	05/23/2018		0.00	8,001,594.70	8,001,594.70	16,003,189.40	2,076,164.03	6,036,845.61	7,820,113.01	70,066.75
LOS ANGELES	LOS ANGELES UNIFIED	54/64733-00-102	Charter	P	6/2/2017	05/23/2018		0.00	5,109,828.80	5,109,828.80	10,219,657.60	0.00	0.00	0.00	10,219,657.60
ALAMEDA	HAYWARD UNIFIED	54/61192-02-003	Charter	P	6/5/2017	10/24/2018		0.00	7,006,307.40	7,006,307.40	14,012,614.80	0.00	0.00	0.00	14,012,614.80
ALAMEDA	HAYWARD UNIFIED	54/61192-02-004	Charter	P	6/5/2017	10/24/2018		0.00	4,550,241.60	4,550,241.60	9,100,483.20	0.00	0.00	0.00	9,100,483.20
ALAMEDA	SAN LORENZO UNIFIED	54/61309-00-003	Charter	P	6/5/2017	12/11/2018		0.00	7,608,998.60	7,608,998.60	15,217,997.20	0.00	0.00	0.00	15,217,997.20
SACRAMENTO	SAN JUAN UNIFIED	54/67447-00-007	Charter	P	6/5/2017	12/11/2018		0.00	0.00	3,855,763.80	3,855,763.80	0.00	0.00	0.00	3,855,763.80
LOS ANGELES	LOS ANGELES UNIFIED	54/64733-00-103	Charter	P	5/30/2017	5/22/2019		0.00	5,159,700.00	5,159,700.00	10,319,400.00	668,718.00	3,954,930.00	5,695,752.00	0.00
RIVERSIDE	PERRIS ELEMENTARY	54/67199-00-001	Charter	P	6/5/2017	6/26/2019		0.00	0.00	9,523,442.70	9,523,442.70	0.00	0.00	7,455,591.70	2,067,851.00
RIVERSIDE	PERRIS ELEMENTARY	54/67199-00-002	Charter	P	6/5/2017	6/26/2019		0.00	0.00	1,005,019.20	1,005,019.20	0.00	0.00	0.00	1,005,019.20
Total								0.00	219,501,937.05	312,085,384.65	531,587,321.70	3,737,293.63	12,317,985.61	113,407,733.51	402,124,308.95

*This Charter Unfunded Preliminary list does not include \$21.5 million for 20 projects for Charter School Facilities Program Preliminary Apportionments for Design and Site Funding.

INFORMATION ITEM

SCHOOL FACILITY PROGRAM

OFFICE OF PUBLIC SCHOOL CONSTRUCTION FUNDING WORKLOAD LISTING (Applications Received Through December 31, 2019)

The New Construction and Modernization projects on this list represent completed applications awaiting the Office of Public School Construction (OPSC) processing and scheduling to the State Allocation Board.

This list includes future workload that is identified as:

- Pending reflects workload that has been processed by OPSC but awaiting further information/documentation from the district.
- Reviewing reflects currently being processed by OPSC.

Pursuant to SFP Regulation Section 1859.95.1, this list also includes applications that were received, but not reviewed by OPSC. This list is presented to the State Allocation Board for acknowledgement.

This list is also available on the [OPSC Website](#) and is updated on the first and third Fridays of each month.

SFP APPLICATIONS
New Construction and Charter School Facilities Program
- Workload as of December 31, 2019 -

District	County	Site Name	Application Number	OPSC Date Received	Estimated State Grant (a)	Financial Hardship (b)	Notification Occurred**
Long Beach Unified	Los Angeles	Browning High	50/64725-05-002	12/12/16	\$ 14,094,276	\$ -	4/30/2019
William S. Hart Union High	Los Angeles	Castaic High	50/65136-00-012	12/29/16	\$ 64,405,723	\$ -	4/30/2019
Folsom-Cordova Unified	Sacramento	Sundahl (Carl H.) Elementary	50/67330-21-009	01/06/17	\$ 6,088,796	\$ -	6/11/2019
Greenfield Union Elementary	Monterey	Apple Avenue Elementary	50/66035-00-002	01/07/17	\$ 2,345,428	\$ 2,345,428	6/11/2019
Corcoran Joint Unified	Kings	John Muir Middle	50/63891-00-001	01/13/17	\$ 750,830	\$ -	6/11/2019
Natomas Unified	Sacramento	Westlake K-8 Charter	50/75283-00-017	01/13/17	\$ 17,136,100	\$ -	6/11/2019
Perris Union High	Riverside	High School #4	50/67207-00-010	01/19/17	\$ 51,487,315	\$ -	6/11/2019
Pacific Elementary	Santa Cruz	Pacific Elementary	50/69781-00-001	01/20/17	\$ 111,040	\$ 111,040	6/11/2019
Pacific Elementary	Santa Cruz	Pacific Elementary	50/69781-00-002	01/20/17	\$ 111,040	\$ 111,040	6/11/2019
Arvin Union Elementary	Kern	Sierra Vista Elementary	50/63313-00-003	01/26/17	\$ 3,734,020	\$ -	6/11/2019
Visalia Unified	Tulare	Riverway Elementary	50/72256-00-030	01/26/17	\$ 11,114,715	\$ -	6/11/2019
Natomas Unified	Sacramento	Heron Elementary	50/75283-00-018	02/03/17	\$ 3,124,919	\$ -	6/11/2019
Natomas Unified	Sacramento	Discovery High	50/75283-00-019	02/03/17	\$ 518,124	\$ -	6/11/2019
Pomona Unified	Los Angeles	Philadelphia Elementary	50/64907-03-002	02/06/17	\$ 2,330,783	\$ -	6/11/2019
Corcoran Joint Unified	Kings	Mark Twain Elementary	50/63891-00-002	02/07/17	\$ 1,327,950	\$ -	6/11/2019
Los Molinos Unified	Tehama	Los Molinos Elementary	50/71571-00-001	02/07/17	\$ 553,824	\$ 553,824	6/11/2019
Stockton Unified	San Joaquin	El Dorado Elementary	50/68676-04-002	02/09/17	\$ 423,811	\$ -	6/11/2019
Sequoia Union Elementary	Tulare	Sequoia Elementary	50/72116-00-002	02/24/17	\$ 427,885	\$ 427,885	7/1/2019
Jurupa Unified	Riverside	New K-8 School #5	50/67090-00-012	03/07/17	\$ 15,507,131	\$ -	7/1/2019
William S. Hart Union High	Los Angeles	Saugus High	50/65136-00-013	03/10/17	\$ 1,505,563	\$ -	7/1/2019
Capistrano Unified	Orange	Esencia K-8	50/66464-00-022	03/22/17	\$ 35,047,431	\$ -	7/1/2019
Scotts Valley Unified	Santa Cruz	Scotts Valley Middle	50/75432-00-001	04/20/17	\$ 5,317,001	\$ -	7/1/2019
Downey Unified	Los Angeles	Stauffer Middle	50/64451-00-014	04/21/17	\$ 2,784,640	\$ -	7/1/2019
Elk Grove Unified	Sacramento	East Franklin Elementary	50/67314-00-047	04/24/17	\$ 14,783,137	\$ -	7/1/2019
Chula Vista Elementary	San Diego	Saburo Muraoka Elementary	50/68023-04-001	04/26/17	\$ 17,912,631	\$ -	7/1/2019
Capistrano Unified	Orange	Tesoro High	50/66464-00-023	05/05/17	\$ 7,841,392	\$ -	8/6/2019
Brittan Elementary	Sutter	Brittan Elementary	50/71357-00-002	05/05/17	\$ 4,097,432	\$ 4,097,432	8/6/2019
Downey Unified	Los Angeles	Stauffer Middle	50/64451-00-015	05/08/17	\$ 2,332,553	\$ -	8/6/2019
Kern High	Kern	Foothill High	50/63529-00-009	05/17/17	\$ 968,944	\$ -	8/6/2019
Chico Unified	Butte	Inspire School of the Arts and Sciences	54/61424-00-006	05/30/17	\$ 3,183,478	\$ -	-
Chico Unified	Butte	Inspire School of the Arts and Sciences	54/61424-00-007	05/30/17	\$ 5,676,301	\$ -	-
Lammersville Joint Unified	San Joaquin	Peter Hansen Elementary	50/76760-00-007	06/07/17	\$ 11,873,345	\$ -	8/6/2019
Ackerman Elementary	Placer	Bowman Elementary	50/66761-00-003	06/16/17	\$ 1,068,193	\$ -	8/6/2019
Standard Elementary	Kern	Standard Middle	50/63792-00-002	06/22/17	\$ 2,065,579	\$ -	9/4/2019
Farmersville Unified	Tulare	Farmersville High	50/75325-00-008	06/23/17	\$ 1,926,790	\$ 1,926,790	9/4/2019
Imperial Unified	Imperial	Cross Elementary	50/63164-00-006	07/03/17	\$ 11,889,879	\$ -	9/4/2019
Palm Springs Unified	Riverside	Agua Caliente Elementary	50/67173-00-014	07/06/17	\$ 4,873,871	\$ -	9/4/2019
Pierce Joint Unified	Colusa	Pierce High	50/61614-00-004	07/07/17	\$ 1,480,857	\$ -	9/4/2019
Jurupa Unified	Riverside	Sunnyslope Elementary	50/67090-00-013	07/12/17	\$ 2,722,065	\$ -	9/4/2019
Oxnard Elementary	Ventura	Lemonwood Elementary	50/72538-00-013	07/19/17	\$ 12,225,183	\$ -	9/4/2019
Sacramento County Office of Education	Sacramento	New Community School	50/10348-00-003	07/25/17	\$ 404,846	\$ 404,846	9/4/2019
Dublin Unified	Alameda	Dougherty Elementary	50/75093-00-011	07/28/17	\$ 1,998,741	\$ -	9/4/2019
Poway Unified	San Diego	Stone Ranch Elementary	50/68296-00-022	08/01/17	\$ 6,508,805	\$ -	9/4/2019
Riverside Unified	Riverside	John F. Kennedy Elementary	50/67215-00-029	08/02/17	\$ 315,887	\$ -	9/4/2019
Riverside Unified	Riverside	Emerson Elementary	50/67215-00-030	08/02/17	\$ 315,887	\$ -	9/4/2019
Chawanakee Unified	Madera	Hillside Elementary	50/75606-00-002	08/02/17	\$ 12,565,858	\$ -	9/4/2019
Sequoia Union High	San Mateo	Redwood High	50/69062-00-018	08/03/17	\$ 2,218,255	\$ -	10/2/2019
Irvine Unified	Orange	Portola Springs Elementary	50/73650-00-031	08/03/17	\$ 948,994	\$ -	10/2/2019
Dublin Unified	Alameda	Cottonwood Creek Elementary	50/75093-00-012	08/07/17	\$ 22,789,083	\$ -	10/2/2019
Corona-Norco Unified	Riverside	Augustine Ramirez Intermediate	50/67033-00-040	08/08/17	\$ 1,009,935	\$ -	10/2/2019
William S. Hart Union High	Los Angeles	Placerita Junior High	50/65136-00-014	08/09/17	\$ 2,890,803	\$ -	10/2/2019
Alisal Union	Monterey	Fremont Elementary	50/65961-00-011	08/10/17	\$ 7,231,447	\$ -	10/2/2019
Hesperia Unified	San Bernardino	Maple Elementary	50/75044-00-035	08/10/17	\$ 648,182	\$ -	10/2/2019
Murrieta Valley Unified	Riverside	Vista Murrieta High	50/75200-00-024	08/11/17	\$ 5,794,403	\$ -	10/2/2019
Porterville Unified	Tulare	Porterville High	50/75523-00-008	08/11/17	\$ 906,565	\$ -	10/2/2019
Porterville Unified	Tulare	Monache High	50/75523-00-009	08/11/17	\$ 2,525,778	\$ -	10/2/2019
Lamont Elementary	Kern	Myrtle Avenue Elementary	50/63560-00-001	08/14/17	\$ 248,990	\$ -	10/2/2019
Western Placer Unified	Placer	Lincoln High	50/66951-00-009	08/14/17	\$ 2,965,340	\$ -	10/2/2019
Sanger Unified	Fresno	Ronald W. Reagan Elementary	50/62414-00-019	08/15/17	\$ 576,555	\$ -	10/2/2019

SFP APPLICATIONS
New Construction and Charter School Facilities Program
- Workload as of December 31, 2019 -

District	County	Site Name	Application Number	OPSC Date Received	Estimated State Grant (a)	Financial Hardship (b)	Notification Occurred**
Sanger Unified	Fresno	Sequoia Elementary	50/62414-00-020	08/15/17	\$ 972,351	\$ -	10/2/2019
Sanger Unified	Fresno	Washington Academic Middle	50/62414-00-021	08/15/17	\$ 83,348	\$ -	10/2/2019
Bakersfield City Elementary	Kern	Voorhies Elementary	50/63321-00-031	08/15/17	\$ 1,330,267	\$ -	10/2/2019
Escondido Union Elementary	San Diego	Mission Middle	50/68098-00-007	08/15/17	\$ 3,500,559	\$ -	10/2/2019
Old Adobe Union Elementary	Sonoma	Loma Vista Immersion Academy	50/70847-00-003	08/15/17	\$ 1,363,324	\$ -	10/2/2019
Natomas Unified	Sacramento	Natomas Park Elementary	50/75283-00-020	08/15/17	\$ 3,086,656	\$ -	10/2/2019
Martinez Unified	Contra Costa	Alhambra Senior High	50/61739-00-003	08/16/17	\$ 2,742,337	\$ -	10/2/2019
Escondido Union	San Diego	Quantum Academy	50/68098-00-008	08/16/17	\$ 1,410,545	\$ -	10/2/2019
Fremont Unified	Alameda	Brookvale Elementary	50/61176-00-009	08/17/17	\$ 2,518,817	\$ -	10/2/2019
Fremont Unified	Alameda	Patterson Elementary	50/61176-00-010	08/17/17	\$ 2,526,392	\$ -	10/2/2019
Alameda City Unified	Alameda	Frank Otis Elementary	50/61119-00-001	08/18/17	\$ 2,195,724	\$ -	10/2/2019
McCabe Union Elementary	Imperial	Corfman Middle	50/63180-00-004	08/18/17	\$ 706,996	\$ -	10/2/2019
Jurupa Unified	Riverside	New K-8 School #5	50/67090-00-014	08/23/17	\$ 3,581,554	\$ -	10/2/2019
Placer Union High	Placer	Del Oro High	50/66894-00-006	08/24/17	\$ 14,245,259	\$ -	11/1/2019
Cutler-Orosi Joint Unified	Tulare	Orosi High	50/71860-00-006	08/24/17	\$ 3,431,530	\$ -	11/1/2019
Irvine Unified	Orange	Rancho San Joaquin Middle	50/73650-00-032	08/24/17	\$ 10,223,148	\$ 10,223,148	11/1/2019
Merced City Elementary	Merced	Ada Givens Elementary	50/65771-00-022	08/25/17	\$ 1,205,026	\$ -	11/1/2019
Sacramento City Unified	Sacramento	Kit Carson Middle	50/67439-00-004	08/30/17	\$ 1,970,132	\$ -	11/1/2019
Capay Joint Union Elementary	Glenn	Capay Joint Union Elementary	50/62554-00-001	09/01/17	\$ 2,070,382	\$ 2,070,382	11/1/2019
Palo Verde Union Elementary	Tulare	Palo Verde Elementary	50/72033-00-004	09/01/17	\$ 61,069	\$ 61,069	11/1/2019
Irvine Unified	Orange	Heritage Field K-8	50/73650-00-033	09/06/17	\$ 41,372,337	\$ -	11/1/2019
Bakersfield City Elementary	Kern	Stella Hills Elementary	50/63321-00-032	09/14/17	\$ 3,229,025	\$ -	11/1/2019
Bakersfield City Elementary	Kern	Evergreen Elementary	50/63321-00-033	09/15/17	\$ 1,457,130	\$ -	11/1/2019
Weaver Union	Merced	Weaver Middle	50/65862-00-002	09/15/17	\$ 4,595,737	\$ -	11/1/2019
Heber Elementary	Imperial	Heber Elementary	50/63131-00-007	09/18/17	\$ 3,014,314	\$ -	11/1/2019
Raymond-Knowles Union Elementary	Madera	Raymond-Knowles Elementary	50/65276-00-001	09/19/17	\$ 197,883	\$ 197,883	11/1/2019
Burbank Unified	Los Angeles	Bret Harte Elementary	50/64337-00-003	09/21/17	\$ 630,828	\$ -	11/1/2019
Saugus Union	Los Angeles	West Creek Academy	50/64998-00-019	09/27/17	\$ 3,699,651	\$ -	11/1/2019
Maple Elementary	Kern	Maple Elementary	50/63610-00-002	09/29/17	\$ 1,023,481	\$ 1,023,481	11/1/2019
Banta Elementary	San Joaquin	Banta Elementary	50/68486-00-003	09/29/17	\$ 196,978	\$ 196,978	11/1/2019
Greenfield Union Elementary	Monterey	Mary Chapa Literacy and Technology Academy	50/66035-00-003	10/03/17	\$ 749,769	\$ 749,769	1/6/2020
Antelope Elementary	Tehama	Antelope Elementary	50/71472-00-001	10/06/17	\$ 38,695	\$ -	1/6/2020
Antelope Elementary	Tehama	Antelope Elementary	50/71472-00-002	10/06/17	\$ 38,695	\$ -	1/6/2020
Antelope Elementary	Tehama	Antelope Elementary	50/71472-00-003	10/06/17	\$ 38,695	\$ -	1/6/2020
Antelope Elementary	Tehama	Antelope Elementary	50/71472-00-004	10/06/17	\$ 218,001	\$ -	1/6/2020
Palo Alto Unified	Santa Clara	Henry M. Gunn High	50/69641-00-003	10/11/17	\$ 3,238,427	\$ -	1/6/2020
Milpitas Unified	Santa Clara	Mabel Mattos Elementary	50/73387-00-001	10/12/17	\$ 16,845,997	\$ -	1/6/2020
Firebaugh-Las Deltas Joint Unified	Fresno	Arthur E. Mills Intermediate	50/73809-00-005	10/12/17	\$ 397,254	\$ -	1/6/2020
Panama-Buena Vista Union	Kern	Dolores S. Whitley Elementary	50/63362-00-041	10/16/17	\$ 12,071,259	\$ -	1/6/2020
Folsom-Cordova Unified	Sacramento	Sutter Middle	50/67330-21-010	10/16/17	\$ 6,584,059	\$ -	1/6/2020
Folsom-Cordova Unified	Sacramento	Oak Chan Elementary	50/67330-21-011	10/16/17	\$ 8,445,042	\$ -	1/6/2020
Lancaster Elementary	Los Angeles	Linda Verde Elementary	50/64667-00-011	10/17/17	\$ 1,115,805	\$ -	1/6/2020
Southern Humboldt Joint Unified	Humboldt	South Fork Junior - Senior High	50/63040-00-001	10/18/17	\$ 1,360,522	\$ -	1/6/2020
Southern Humboldt Joint Unified	Humboldt	Redway Elementary	50/63040-00-002	10/18/17	\$ 896,296	\$ -	1/6/2020
Greenfield Union Elementary	Monterey	Apple Avenue Elementary	50/66035-00-002	10/19/17	\$ 9,381,712	\$ 9,381,712	1/6/2020
Central Unified	Fresno	Hahn Phan Tilley	50/73965-00-019	10/23/17	\$ 11,679,644	\$ -	1/6/2020
Hollister Elementary	San Benito	Santana Ranch Elementary TK-8	50/67470-00-003	10/26/17	\$ 2,061,901	\$ 2,061,901	1/6/2020
Santa Paula Unified	Ventura	East Area 1	50/76828-00-001	10/27/17	\$ 24,572,839	\$ -	1/6/2020
Fremont Unified	Alameda	Lila Bringham Elementary	50/61176-00-011	10/31/17	\$ 32,667,294	\$ -	1/6/2020
San Benito High	San Benito	San Benito High	50/67538-00-002	10/31/17	\$ 5,002,975	\$ -	1/6/2020
San Marcos Unified	San Diego	Alvin M Dunn Elementary	50/73791-00-016	10/31/17	\$ 8,926,096	\$ -	1/6/2020
Dinuba Unified	Tulare	New High	50/75531-00-007	10/31/17	\$ 1,195,768	\$ 1,195,768	1/6/2020
Wiseburn Unified	Los Angeles	Wiseburn High	50/76869-00-001	10/31/17	\$ 963,069	\$ -	1/6/2020
San Marcos Unified	San Diego	Alvin M Dunn Elementary	50/73791-00-017	11/03/17	\$ 433,316	\$ -	1/6/2020
Oxnard Elementary	Ventura	Thurgood Marshall Elementary	50/72538-00-014	11/13/17	\$ 4,113,728	\$ -	1/6/2020
Lammersville Joint Unified	San Joaquin	Mountain House High	50/76760-00-008	11/29/17	\$ 4,515,588	\$ -	1/6/2020
Millville Elementary	Shasta	Millville Elementary	50/70052-00-002	12/04/17	\$ 387,910	\$ 387,910	1/6/2020
Hollister Elementary	San Benito	Sunnyslope Elementary	50/67470-00-004	12/07/17	\$ 5,060,372	\$ -	1/6/2020
Wasco Union Elementary	Kern	Teresa Burke Elementary	50/63842-00-004	12/11/17	\$ 926,805	\$ -	1/6/2020

SFP APPLICATIONS
New Construction and Charter School Facilities Program
- Workload as of December 31, 2019 -

District	County	Site Name	Application Number	OPSC Date Received	Estimated State Grant (a)	Financial Hardship (b)	Notification Occurred**
Ceres Unified	Stanislaus	Central Valley High	50/71043-00-034	12/14/17	\$ 2,348,896	\$ -	
Beaumont Unified	Riverside	Starlight Elementary	50/66993-00-019	12/19/17	\$ 13,448,499	\$ -	
Kerman Unified	Fresno	Kerman High	50/73999-00-009	12/19/17	\$ 8,430,953	\$ -	
Santa Maria Joint Union High	Santa Barbara	Ernest Righetti High	50/69310-00-007	12/21/17	\$ 16,425,817	\$ -	
Irvine Unified	Orange	Stone Creek Elementary	50/73650-00-034	12/26/17	\$ 681,602	\$ -	
Fremont Unified	Alameda	American High	50/61176-00-012	01/02/18	\$ 8,941,241	\$ -	
Merced City Elementary	Merced	Franklin Elementary	50/65771-00-023	01/04/18	\$ 1,254,719	\$ -	
Butteville Union Elementary	Siskiyou	Butteville Elementary	50/70201-00-002	01/08/18	\$ 794,536	\$ -	
Menifee Union Elementary	Riverside	Elementary #14	50/67116-00-015	01/10/18	\$ 13,764,919	\$ -	
Rio Elementary	Ventura	Rio Steam K-8	50/72561-00-006	01/12/18	\$ 12,743,164	\$ -	
Redondo Beach Unified	Los Angeles	Redondo Union High	50/75341-00-001	01/16/18	\$ 2,646,278	\$ -	
San Ramon Valley Unified	Contra Costa	Stone Valley Middle	50/61804-00-042	01/17/18	\$ 2,259,928	\$ -	
Monson-Sultana Joint Union Elementary	Tulare	Monson-Sultana Elementary	50/72009-00-002	01/22/18	\$ 189,699	\$ 189,699	
Escondido Union	San Diego	Central Elementary	50/68098-00-009	01/23/18	\$ 3,704,661	\$ -	
Fairfield-Suisun Unified	Solano	Public Safety Academy	50/70540-00-027	01/25/18	\$ 4,803,198	\$ -	
Irvine Unified	Orange	Creekside High	50/73650-00-035	01/25/18	\$ 1,579,717	\$ -	
Irvine Unified	Orange	Sierra Vista Middle	50/73650-00-036	01/25/18	\$ 1,572,100	\$ -	
Irvine Unified	Orange	South Lake Middle	50/73650-00-037	01/25/18	\$ 870,227	\$ -	
Southern Kern Unified	Kern	Hamilton Elementary	50/63776-00-002	02/13/18	\$ 11,736,558	\$ 11,736,558	
West Park Elementary	Fresno	West Park Elementary	50/62539-00-001	02/15/18	\$ 528,065	\$ 528,065	
Beaumont Unified	Riverside	Beaumont Senior High	50/66993-00-020	02/20/18	\$ 965,901	\$ -	
Carpinteria Unified	Santa Barbara	Carpinteria Family	50/69146-00-002	02/27/18	\$ 1,382,615	\$ -	
Carpinteria Unified	Santa Barbara	Canalino Elementary	50/69146-00-003	02/27/18	\$ 1,252,982	\$ -	
Irvine Unified	Orange	Eastshore Elementary	50/73650-00-038	03/02/18	\$ 835,854	\$ -	
Irvine Unified	Orange	Venado Middle	50/73650-00-039	03/02/18	\$ 2,231,969	\$ -	
Corona-Norco Unified	Riverside	John Adams Elementary	50/67033-00-041	03/06/18	\$ 3,086,390	\$ -	
Roseville Joint Union High	Placer	New High School #6	50/66928-00-008	03/12/18	\$ 26,629,500	\$ -	
Tulare City	Tulare	Alpine Vista Elementary	50/72231-00-005	03/13/18	\$ 3,969,972	\$ -	
Gerber Union Elementary	Tehama	Gerber Elementary	50/71548-00-001	03/15/18	\$ 468,016	\$ 468,016	
Newman-Crows Landing Unified	Stanislaus	Hurd Barrington Elementary	50/73601-00-005	03/16/18	\$ 578,350	\$ -	
Snowline Joint Unified	San Bernardino	New Elementary	50/73957-00-016	03/19/18	\$ 1,850,720	\$ 1,850,720	
Snowline Joint Unified	San Bernardino	New Elementary	50/73957-00-017	03/19/18	\$ 84,062	\$ 84,062	
Snowline Joint Unified	San Bernardino	New Elementary	50/73957-00-018	03/19/18	\$ 84,062	\$ 84,062	
San Jacinto Unified	Riverside	New Middle School	50/67249-00-017	03/21/18	\$ 25,322,444	\$ -	
Irvine Unified	Orange	Loma Ridge Elementary	50/73650-00-040	03/21/18	\$ 33,872,655	\$ -	
Guadalupe Union Elementary	Santa Barbara	New Middle	50/69203-00-001	03/22/18	\$ 9,470,146	\$ 9,470,146	
Livingston Union	Merced	Campus Park Elementary	50/65748-00-003	03/28/18	\$ 2,247,743	\$ -	
Livingston Union	Merced	Selma Herndon Elementary	50/65748-00-004	03/28/18	\$ 1,101,192	\$ -	
Livingston Union	Merced	Yamato Colony Elementary	50/65748-00-005	03/28/18	\$ 774,268	\$ -	
Victor Elementary	San Bernardino	Elementary School #20	50/67918-00-011	03/30/18	\$ 10,935,579	\$ -	
Madera Unified	Madera	Matilda Torres High	50/65243-00-011	04/03/18	\$ 36,161,659	\$ -	
San Jose Unified	Santa Clara	San Jose High	50/69666-00-001	04/06/18	\$ 471,583	\$ -	
Corona-Norco Unified	Riverside	Lincoln Alternative Elementary	50/67033-00-042	04/10/18	\$ 1,641,187	\$ -	
Irvine Unified	Orange	Rancho San Joaquin Middle	50/73650-00-041	04/11/18	\$ 1,108,967	\$ -	
Coalinga-Huron Unified	Fresno	Huron Elementary	50/62125-00-005	04/13/18	\$ 3,166,987	\$ -	
Coalinga-Huron Unified	Fresno	Henry F Bishop Elementary	50/62125-00-006	04/13/18	\$ 2,601,786	\$ -	
Coalinga-Huron Unified	Fresno	Nell Dawson Elementary	50/62125-00-007	04/13/18	\$ 3,397,140	\$ -	
Coalinga-Huron Unified	Fresno	Huron Middle	50/62125-00-008	04/13/18	\$ 3,304,410	\$ -	
Santa Maria Joint Union High	Santa Barbara	Ag Ed & Career Tech Center	50/69310-00-008	04/17/18	\$ 4,547,024	\$ -	
San Marcos Unified	San Diego	San Marcos Middle	50/73791-00-018	04/17/18	\$ 9,500,378	\$ -	
Clay Joint Elementary	Fresno	Clay Elementary	50/62109-00-003	04/19/18	\$ 1,422,476	\$ 1,422,476	
Buckeye Union Elementary	El Dorado	Charter Montessori Valley View Campus	50/61838-00-008	04/23/18	\$ 2,289,961	\$ -	
Oxnard	Ventura	Elm Street Elementary	50/72538-00-015	04/30/18	\$ 8,595,811	\$ -	
Oakley Union Elementary	Contra Costa	Summer Lake Elementary	50/61762-00-011	05/03/18	\$ 11,345,343	\$ 11,345,343	
Centinela Valley Union High	Los Angeles	Lawndale High	50/64352-00-006	05/04/18	\$ 5,840,880	\$ -	
Sutter Union High	Sutter	Sutter High	50/71449-00-003	05/08/18	\$ 6,127,663	\$ 6,127,663	
Sanger Unified	Fresno	Sanger Educational Complex	50/62414-00-022	05/11/18	\$ 24,284,563	\$ -	
Wasco Union Elementary	Kern	Palm Avenue Elementary	50/63842-00-005	05/21/18	\$ 1,363,433	\$ 1,363,433	
Visalia Unified	Tulare	Denton Elementary	50/72256-00-031	05/21/18	\$ 9,966,124	\$ -	

SFP APPLICATIONS
New Construction and Charter School Facilities Program
- Workload as of December 31, 2019 -

District	County	Site Name	Application Number	OPSC Date Received	Estimated State Grant (a)	Financial Hardship (b)	Notification Occurred**
Jurupa Unified	Riverside	Glen Avon Elementary	50/67090-00-015	05/22/18	\$ 914,157	\$ -	
San Dieguito Union High	San Diego	Pacific Trails Middle	50/68346-00-005	05/29/18	\$ 6,239,976	\$ -	
Bakersfield City	Kern	Noble Elementary	50/63321-00-034	05/31/18	\$ 1,584,750	\$ -	
Konocti Unified	Lake	Lower Lake High	50/64022-00-001	05/31/18	\$ 478,657	\$ -	
Kern High	Kern	Independence High	50/63529-00-010	06/05/18	\$ 9,406,276	\$ -	
Caruthers Unified	Fresno	Caruthers Elementary	50/75598-00-001	06/05/18	\$ 1,702,182	\$ -	
Brea-Olinda Unified	Orange	Olinda Elementary	50/66449-00-002	06/08/18	\$ 867,837	\$ -	
Woodland Joint Unified	Yolo	Spring Lake Elementary	50/72710-00-006	06/08/18	\$ 4,633,025	\$ -	
Corona-Norco Unified	Riverside	Norco Elementary	50/67033-00-043	06/12/18	\$ 1,937,594	\$ -	
Riverdale Joint Unified	Fresno	Riverdale Elementary	50/75408-00-002	06/14/18	\$ 1,719,374	\$ -	
Fairfield-Suisun Unified	Solano	Grange Middle	50/70540-00-028	06/18/18	\$ 2,732,268	\$ -	
Walnut Valley Unified	Los Angeles	Quail Summit Elementary	50/73460-00-010	06/20/18	\$ 324,226	\$ -	
Lemoore Union High	Kings	Lemoore High	50/63982-00-002	06/22/18	\$ 1,221,650	\$ -	
Tulare Joint Union High	Tulare	Tulare Western High	50/72249-00-003	06/22/18	\$ 602,300	\$ -	
San Marcos Unified	San Diego	La Costa Meadows Elementary	50/73791-00-019	06/25/18	\$ 1,622,639	\$ -	
San Marcos Unified	San Diego	La Costa Meadows Elementary	50/73791-00-020	06/25/18	\$ 981,918	\$ -	
Dinuba Unified	Tulare	New High	50/75531-00-006	06/27/18	\$ 48,607,132	\$ 48,607,132	
Bakersfield City	Kern	Leo G Pauly Elementary	50/63321-00-035	06/28/18	\$ 1,464,460	\$ -	
Bakersfield City	Kern	Leo G Pauly Elementary	50/63321-00-036	06/28/18	\$ 1,692,826	\$ -	
Western Placer Unified	Placer	Glen Edwards Middle	50/66951-00-010	06/29/18	\$ 4,168,288	\$ -	
Fowler Unified	Fresno	Fowler High	50/62158-00-002	07/05/18	\$ 1,662,406	\$ -	
Guadalupe Union Elementary	Santa Barbara	Kermit McKenzie Junior High	50/69203-00-002	07/06/18	\$ 1,692,026	\$ -	
Irvine Unified	Orange	Cypress Village Elementary	50/73650-00-042	07/06/18	\$ 1,394,110	\$ -	
Irvine Unified	Orange	Woodbridge High	50/73650-00-043	07/06/18	\$ 3,041,419	\$ -	
Bakersfield City	Kern	Hort Elementary	50/63321-00-037	07/10/18	\$ 2,574,301	\$ -	
Bakersfield City	Kern	Bessie E Owens Intermediate	50/63321-00-038	07/12/18	\$ 1,416,427	\$ -	
Bakersfield City	Kern	Evergreen Elementary	50/63321-00-039	07/13/18	\$ 1,381,396	\$ -	
Merced City Elementary	Merced	Rudolph Rivera Elementary	50/65771-00-024	07/13/18	\$ 744,286	\$ -	
Imperial County Office of Education	Imperial	La Paloma Elementary	50/10132-01-005	07/16/18	\$ 117,011	\$ 117,011	
Imperial County Office of Education	Imperial	Cross Elementary	50/10132-02-002	07/16/18	\$ 234,022	\$ 234,022	
Imperial County Office of Education	Imperial	Calexico High	50/10132-03-006	07/16/18	\$ 234,022	\$ 234,022	
Imperial County Office of Education	Imperial	La Victoria Elementary	50/10132-03-007	07/16/18	\$ 351,032	\$ 351,032	
Imperial County Office of Education	Imperial	De Anza 9th Grade Academy	50/10132-03-008	07/16/18	\$ 351,032	\$ 351,032	
Fairfield-Suisun Unified	Solano	Fairview Elementary	50/70540-00-029	07/16/18	\$ 2,577,077	\$ -	
Liberty Elementary	Tulare	Liberty Elementary	50/71985-00-004	07/16/18	\$ 3,015,213	\$ -	
Gustine Unified	Merced	Gustine High	50/73619-00-006	07/16/18	\$ 2,092,598	\$ 2,092,598	
Hanford Elementary	Kings	Martin Luther King Jr Elementary	50/63917-00-004	07/19/18	\$ 2,798,162	\$ -	
Sequoia Union High	San Mateo	TIDE Academy	50/69062-01-009	07/19/18	\$ 17,996,168	\$ -	
Oxnard	Ventura	Emilie Ritcher Elementary	50/72538-00-016	07/19/18	\$ 808,227	\$ -	
Oxnard	Ventura	Norman R Brekke Elementary	50/72538-00-017	07/19/18	\$ 645,848	\$ -	
Oxnard	Ventura	Christa McAuliffe Elementary	50/72538-00-018	07/19/18	\$ 863,865	\$ -	
Gustine Unified	Merced	Romero Elementary	50/73619-00-007	07/26/18	\$ 1,420,047	\$ 1,420,047	
Ripon Unified	San Joaquin	Colony Oak Elementary	50/68650-00-007	07/27/18	\$ 8,081,016	\$ -	
Oxnard	Ventura	Lemonwood Elementary	50/72538-00-019	07/27/18	\$ 1,937,447	\$ -	
Oxnard	Ventura	Elm Street Elementary	50/72538-00-020	07/27/18	\$ 832,824	\$ -	
Oxnard	Ventura	Thurgood Marshall Elementary	50/72538-00-021	07/27/18	\$ 957,376	\$ -	
Oxnard	Ventura	McKinna Elementary	50/72538-00-022	07/27/18	\$ 10,247,550	\$ -	
Oxnard	Ventura	McKinna Elementary	50/72538-00-023	07/27/18	\$ 960,061	\$ -	
Kern High	Kern	Frontier High	50/63529-00-011	07/30/18	\$ 4,390,293	\$ -	
Oxnard	Ventura	Ramona Elementary	50/72538-00-024	07/30/18	\$ 660,882	\$ -	
Irvine Unified	Orange	Springbrook Elementary	50/73650-00-044	07/30/18	\$ 1,626,156	\$ -	
Konocti Unified	Lake	Lower Lake Elementary	50/64022-00-002	08/06/18	\$ 350,352	\$ -	
Redlands Unified	San Bernardino	Mission Elementary	50/67843-00-009	08/06/18	\$ 532,726	\$ -	
Clovis Unified	Fresno	Reagan Elementary	50/62117-00-022	08/07/18	\$ 440,947	\$ -	
Clovis Unified	Fresno	Reyburn Intermediate	50/62117-00-023	08/07/18	\$ 441,108	\$ -	
Clovis Unified	Fresno	James S Fugman Elementary	50/62117-00-024	08/07/18	\$ 254,782	\$ -	
Atwater Elementary	Merced	Peggy Heller Elementary	50/65631-00-005	08/07/18	\$ 2,312,887	\$ -	
Tustin Unified	Orange	Robert Heideman Elementary	50/73643-00-022	08/07/18	\$ 1,447,625	\$ -	
Los Banos Unified	Merced	Pacheco High	50/65755-00-011	08/08/18	\$ 1,492,303	\$ -	

SFP APPLICATIONS
New Construction and Charter School Facilities Program
- Workload as of December 31, 2019 -

District	County	Site Name	Application Number	OPSC Date Received	Estimated State Grant (a)	Financial Hardship (b)	Notification Occurred**
Southern Kern Unified	Kern	Tropico Middle	50/63776-00-004	08/09/18	\$ 11,870,062	\$ 11,870,062	
Los Banos Unified	Merced	Volta Elementary	50/65755-00-012	08/09/18	\$ 1,076,430	\$ -	
Pajaro Valley Unified	Santa Cruz	Aptos Junior High	50/69799-00-009	08/09/18	\$ 2,254,552	\$ -	
Pajaro Valley Unified	Santa Cruz	Valencia Elementary	50/69799-00-010	08/09/18	\$ 1,457,285	\$ -	
Chico Unified	Butte	Neal Dow Elementary	50/61424-00-007	08/10/18	\$ 1,589,066	\$ -	
Chico Unified	Butte	Marigold Elementary	50/61424-00-008	08/10/18	\$ 656,036	\$ -	
Chico Unified	Butte	Loma Vista	50/61424-00-009	08/10/18	\$ 667,338	\$ -	
Chico Unified	Butte	Shasta Elementary	50/61424-00-010	08/10/18	\$ 1,691,974	\$ -	
Albany City Unified	Alameda	Albany Middle	50/61127-00-003	08/13/18	\$ 4,492,118	\$ -	
Bakersfield City	Kern	New Elementary	50/63321-00-040	08/15/18	\$ 14,612,348	\$ 14,612,348	
Roberts Ferry Union Elementary	Stanislaus	Roberts Ferry Union Elementary	50/71233-00-002	08/15/18	\$ 537,066	\$ 537,066	
Monson-Sultana Joint Union Elementary	Tulare	Monson-Sultana Elementary	50/72009-00-003	08/15/18	\$ 1,324,540	\$ 1,324,540	
Willows Unified	Glenn	Murdock Elementary	50/62661-00-001	08/17/18	\$ 1,303,978	\$ -	
Centinela Valley Union High	Los Angeles	Hawthorne High	50/64352-00-007	08/17/18	\$ 1,122,890	\$ -	
Anaheim Union High	Orange	Dale Junior High	50/66431-05-002	08/17/18	\$ 2,491,096	\$ -	
Anaheim Union High	Orange	Oxford Academy	50/66431-05-003	08/17/18	\$ 1,470,799	\$ -	
Corona-Norco Unified	Riverside	Dr Bernice Jameson Todd Academy	50/67033-00-044	08/17/18	\$ 5,996,385	\$ -	
Templeton Unified	San Luis Obispo	Templeton High	50/68841-00-002	08/17/18	\$ 3,406,620	\$ -	
Gustine Unified	Merced	Gustine Middle	50/73619-00-008	08/17/18	\$ 1,458,100	\$ 1,458,100	
Gustine Unified	Merced	Gustine Elementary	50/73619-00-009	08/17/18	\$ 1,433,571	\$ 1,433,571	
Irvine Unified	Orange	Canyon View Elementary	50/73650-00-045	08/17/18	\$ 932,595	\$ -	
Yuba County Office of Education	Yuba	Virginia School	50/10587-00-004	08/22/18	\$ 613,950	\$ 613,950	
Yuba County Office of Education	Yuba	Virginia School	50/10587-00-005	08/22/18	\$ 382,468	\$ 382,468	
Corona-Norco Unified	Riverside	Rondo Elementary	50/67033-00-045	08/22/18	\$ 16,832,543	\$ -	
San Dieguito Union High	San Diego	San Dieguito High Academy	50/68346-00-006***	08/23/18	\$ 6,836,372	\$ -	
Rocklin Unified	Placer	Elementary #12	50/75085-00-014***	08/23/18	\$ 16,135,519	\$ -	
San Carlos Elementary	San Mateo	San Carlos Charter Learning Center	50/69021-00-001***	08/24/18	\$ 5,939,528	\$ -	
Irvine Unified	Orange	Meadow Park Elementary	50/73650-00-046***	08/24/18	\$ 1,149,109	\$ -	
Irvine Unified	Orange	Brywood Elementary	50/73650-00-047***	08/24/18	\$ 1,094,082	\$ -	
Roseville City Elementary	Placer	Riego Creek Elementary	50/66910-00-015***	08/29/18	\$ 13,101,726	\$ -	
Tahoe-Truckee Unified	Placer	Kings Beach Elementary	50/66944-00-006***	08/29/18	\$ 1,810,817	\$ -	
Tahoe-Truckee Unified	Placer	Tahoe Truckee High	50/66944-00-007***	08/29/18	\$ 7,839,397	\$ -	
Tahoe-Truckee Unified	Placer	Donner Trail Elementary	50/66944-00-008***	08/29/18	\$ 564,411	\$ -	
Los Angeles Unified	Los Angeles	Castlebay Lane Elementary	50/64733-00-144***	08/30/18	\$ 2,539,262	\$ -	
Los Angeles Unified	Los Angeles	Latona Avenue Elementary	50/64733-00-145***	08/30/18	\$ 2,758,524	\$ -	
Los Angeles Unified	Los Angeles	Porter Ranch Community	50/64733-00-146***	08/30/18	\$ 3,054,672	\$ -	
Los Angeles Unified	Los Angeles	Normont Elementary	50/64733-00-147***	08/30/18	\$ 2,467,384	\$ -	
Los Angeles Unified	Los Angeles	Multnomah Street Elementary	50/64733-34-001***	08/30/18	\$ 2,490,317	\$ -	
Galt Joint Union High	Sacramento	Galt High	50/67355-00-006***	09/04/18	\$ 2,262,821	\$ -	
Los Angeles Unified	Los Angeles	Berendo Middle	50/64733-00-148***	09/05/18	\$ 2,756,321	\$ -	
Sacramento County Office of Education	Sacramento	New Community School	50/10348-00-004***	09/06/18	\$ 675,200	\$ 675,200	
Robla Elementary	Sacramento	Main Avenue Elementary	50/67421-00-001***	09/06/18	\$ 2,737,939	\$ -	
Robla Elementary	Sacramento	Main Avenue Elementary	50/67421-00-002***	09/06/18	\$ 1,707,611	\$ -	
Jacoby Creek Elementary	Humboldt	Jacoby Creek	50/62893-00-001***	09/07/18	\$ 347,010	\$ 347,010	
Tulare Joint Union High	Tulare	Tulare Union High	50/72249-00-004***	09/07/18	\$ 3,358,975	\$ -	
Stockton Unified	San Joaquin	Kennedy Elementary	50/68676-01-003***	09/10/18	\$ 6,750,094	\$ -	
Sanger Unified	Fresno	Ronald W Reagan Elementary	50/62414-00-023***	09/12/18	\$ 429,395	\$ -	
Brawley Elementary	Imperial	La Paloma	50/63073-00-002***	09/12/18	\$ 12,914,632	\$ -	
Los Angeles Unified	Los Angeles	Porter Ranch Community	50/64733-00-149***	09/12/18	\$ 3,478,337	\$ -	
Los Angeles Unified	Los Angeles	Crenshaw Senior High	51/64733-00-004*	09/17/18	\$ 3,570,460	\$ -	
Perris Elementary	Riverside	Innovative Horizons Charter	54/67199-00-002	12/30/19	\$ 1,369,934	\$ -	

SFP APPLICATIONS
 New Construction and Charter School Facilities Program
 - Workload as of December 31, 2019 -

District	County	Site Name	Application Number	OPSC Date Received	Estimated State Grant (a)	Financial Hardship (b)	Notification Occurred**
----------	--------	-----------	--------------------	--------------------	---------------------------	------------------------	-------------------------

Summary of New Construction Funding	Total (in Dollars)
Estimated State Grant (Column F)	\$ 1,442,703,436
Financial Hardship (Column G)	\$ 168,859,738
Total of Estimated State Grant and Financial Hardship	\$ 1,611,563,175

New Construction Funding	Estimated State Grant	Financial Hardship
Funding Sub-totals	\$ 1,428,903,263	\$ 168,859,738
Facility Hardship - Non-Seismic		
Funding Total		\$ 1,597,763,001
Facility Hardship - Seismic	\$ 3,570,460	
Charter Schools	\$ 10,229,713	

(a) Represents estimated state share of project including excessive cost grants. Amounts shown have not been reviewed by OPSC for compliance with all School Facility Program requirements.

(b) Represents estimated financial hardship. Amounts shown have not been reviewed by OPSC for compliance with all School Facility Program requirements.

*Facility Hardship project requesting Seismic Mitigation Program funding.

** School districts have been notified that the Office of Public School Construction will begin processing the district's application in the near future.

*** These applications exceed the available bond authority. The applications were submitted prior to OPSC's notification to school districts to submit a school board resolution with the application.

SFP APPLICATIONS
 Modernization School Facilities Program
 - Workload as of December 31, 2019 -

District	County	Site Name	Application Number	OPSC Date Received	Estimated State Grant (a)	Financial Hardship (b)	Notification Occurred**
Moreno Valley Unified	Riverside	Edgemont Elementary	57/67124-00-009	12/23/16	\$ 1,059,890	\$ -	5/1/2019
Moreno Valley Unified	Riverside	Moreno Valley High	57/67124-00-010	12/23/16	\$ 1,667,764	\$ -	5/1/2019
Alvord Unified	Riverside	Crista S. McAuliffe Elementary	57/66977-00-016	12/28/16	\$ 840,231	\$ -	5/1/2019
Alvord Unified	Riverside	La Sierra High	57/66977-00-017	12/28/16	\$ 2,715,598	\$ -	5/1/2019
Alvord Unified	Riverside	Foothill Elementary	57/66977-00-018	12/28/16	\$ 1,508,459	\$ -	5/1/2019
Jurupa Unified	Riverside	Peralta Elementary	57/67090-00-009	12/29/16	\$ 690,106	\$ -	5/1/2019
Folsom-Cordova Unified	Sacramento	Sundahl (Carl H.) Elementary	57/67330-00-009	01/06/17	\$ 1,900,623	\$ -	6/11/2019
Woodville Elementary	Tulare	Woodville Elementary	57/72298-00-002	01/06/17	\$ 173,771	\$ 115,847	6/11/2019
Lancaster Elementary	Los Angeles	Joshua Elementary	57/64667-00-008	01/11/17	\$ 1,514,346	\$ -	6/11/2019
Hollister Elementary	San Benito	Cerra Vista Elementary	57/67470-00-001	01/11/17	\$ 1,097,653	\$ -	6/11/2019
Hollister Elementary	San Benito	Calaveras Elementary	57/67470-00-002	01/11/17	\$ 1,120,146	\$ -	6/11/2019
Torrance Unified	Los Angeles	North High	57/65060-00-036	01/12/17	\$ 2,283,123	\$ -	6/11/2019
Corcoran Joint Unified	Kings	John Muir Middle	57/63891-00-011	01/13/17	\$ 2,251,630	\$ -	6/11/2019
Merced City Elementary	Merced	Chenoweth Elementary	57/65771-00-013	01/17/17	\$ 1,341,801	\$ -	6/11/2019
Merced City Elementary	Merced	Chenoweth Elementary	57/65771-00-014	01/17/17	\$ 667,044	\$ -	6/11/2019
Rincon Valley Unioin Elementary	Sonoma	Binkley Elementary	57/70396-00-009	01/17/17	\$ 1,397,839	\$ -	6/11/2019
Rincon Valley Unioin Elementary	Sonoma	Madrone Elementary	57/70896-00-010	01/17/17	\$ 592,830	\$ -	6/11/2019
Colton Joint Unified	San Bernardino	Bloomington High	57/67686-00-024	01/18/17	\$ 1,674,492	\$ -	6/11/2019
Pacific Elementary	Santa Cruz	Pacific Elementary	57/69781-00-001	01/20/17	\$ 47,565	\$ 31,710	6/11/2019
Westside Union Elementary	Los Angeles	Cottonwood Elementary	57/65102-00-004	01/24/17	\$ 2,226,796	\$ -	6/11/2019
Gridley Unified	Butte	Sycamore Middle	57/75507-00-002	01/24/17	\$ 662,920	\$ -	6/11/2019
Gridley Unified	Butte	Wilson Elementary	57/75507-00-003	01/24/17	\$ 995,603	\$ -	6/11/2019
Gridley Unified	Butte	Wilson Elementary	57/75507-00-004	01/24/17	\$ 892,537	\$ -	6/11/2019
Gridley Unified	Butte	McKinley Elementary	57/75507-00-005	01/24/17	\$ 1,397,840	\$ -	6/11/2019
Pollock Pines Elementary	El Dorado	Pinewood Elementary	57/61960-00-001	01/25/17	\$ 1,147,329	\$ -	6/11/2019
Pollock Pines Elementary	El Dorado	Sierra Ridge Middle	57/61960-00-002	01/25/17	\$ 1,339,531	\$ -	6/11/2019
Atascadero Unified	San Luis Obispo	Santa Rosa Academy	57/68700-00-004	01/25/17	\$ 3,603,262	\$ -	6/11/2019
Arvin Union Elementary	Kern	Haven Drive Middle	57/63313-00-001	01/26/17	\$ 1,572,811	\$ -	6/11/2019
Pixley Union Elementary	Tulare	Pixley Union Elementary	57/72041-00-001	01/26/17	\$ 3,570,061	\$ 2,380,041	6/11/2019
Atascadero Unified	San Luis Obispo	San Gabriel Elementary	57/68700-00-005	02/01/17	\$ 2,680,991	\$ -	6/11/2019
San Carlos Elementary	San Mateo	Tierra Linda Middle	57/69021-00-011	02/01/17	\$ 4,135,922	\$ -	6/11/2019
Jurupa Unified	Riverside	Ina Arbuclie Elementary	57/67090-00-010	02/03/17	\$ 2,565,897	\$ -	6/11/2019
San Juan Unified	Sacramento	Citrus Heights Elementary	57/67447-00-061	02/03/17	\$ 310,415	\$ -	6/11/2019
Corcoran Joint Unified	Kings	Mark Twain Elementary	57/63891-00-012	02/07/17	\$ 2,019,861	\$ -	6/11/2019
Newcastle Elementary	Placer	Newcastle Elementary	57/66852-00-002	02/07/17	\$ 80,508	\$ 53,672	6/11/2019
Grossmont Union High	San Diego	El Capitan High	57/68130-00-026	02/07/17	\$ 242,388	\$ -	6/11/2019
Tahoe-Truckee Joint Unified	Placer	Glenshire Elementary	57/66944-00-013	02/13/17	\$ 1,042,848	\$ -	6/11/2019
Tracy Unified	San Joaquin	South West Park Elementary	57/75499-00-011	02/14/17	\$ 2,659,552	\$ -	6/11/2019
Azusa Unified	Los Angeles	Center Middle	57/64279-00-019	02/15/17	\$ 3,296,598	\$ -	6/11/2019
Alameda Unified	Alameda	Alameda High	57/61119-01-001	02/23/17	\$ 1,679,127	\$ -	7/1/2019
Banta Elementary	San Joaquin	Banta Elementary	57/68486-00-002	02/23/17	\$ 80,632	\$ 53,755	7/1/2019
Sequoia Union Elementary	Tulare	Sequoia Elementary	57/72116-00-002	02/24/17	\$ 168,807	\$ 112,538	7/1/2019
Jurupa Unified	Riverside	Jurupa Valley High	57/67090-00-011	02/27/17	\$ 1,595,262	\$ -	7/1/2019
San Juan Unified	Sacramento	Bella Vista High	57/67447-00-062	02/27/17	\$ 741,237	\$ -	7/1/2019
Southern Humboldt Joint Unified	Humboldt	South Fork High	57/63040-00-001	03/03/17	\$ 2,114,533	\$ -	7/1/2019
Atascadero Unified	San Luis Obispo	Atascadero Junior High	57/68700-00-006	03/03/17	\$ 5,164,441	\$ -	7/1/2019
Desert Sands Unified	Riverside	La Quinta Middle	57/67058-00-019	03/06/17	\$ 2,566,440	\$ -	7/1/2019
Sierra Sands Unified	Kern	Burroughs High	57/73742-00-009	03/07/17	\$ 8,093,864	\$ 5,395,909	7/1/2019
San Ramon Valley Unified	Contra Costa	Bollinger Canyon Elementary	57/61804-00-026	03/13/17	\$ 502,912	\$ -	7/1/2019
San Ramon Valley Unified	Contra Costa	Los Cerros Middle	57/61804-00-027	03/13/17	\$ 1,001,109	\$ -	7/1/2019
Sierra Sands Unified	Kern	Murray Middle	57/73742-00-010	03/13/17	\$ 4,810,926	\$ 3,207,284	7/1/2019
Azusa Unified	Los Angeles	Slauson Middle	57/64279-00-020	03/15/17	\$ 4,694,932	\$ -	7/1/2019
San Ramon Valley Unified	Contra Costa	Pine Valley Middle	57/61804-00-028	03/16/17	\$ 858,187	\$ -	7/1/2019
San Ramon Valley Unified	Contra Costa	Tassajara Hills Elementary	57/61804-00-029	03/16/17	\$ 670,550	\$ -	7/1/2019
Dinuba Unified	Tulare	Dinuba High	57/75531-00-013	03/16/17	\$ 840,068	\$ 560,046	7/1/2019
Dinuba Unified	Tulare	Jefferson Elementary	57/75531-00-014	03/16/17	\$ 190,260	\$ 126,840	7/1/2019
Dinuba Unified	Tulare	Lincoln Elementary	57/75531-00-015	03/16/17	\$ 100,240	\$ 66,827	7/1/2019
Torrance Unified	Los Angeles	Calle Mayor Middle School	57/65060-00-037	03/22/17	\$ 1,326,473	\$ -	7/1/2019
Downey Unified	Los Angeles	Stauffer Middle	57/64451-00-029	03/23/17	\$ 7,237,121	\$ -	7/1/2019
Central Elementary	San Bernardino	Dona Merced Elementary	57/67645-00-006	03/28/17	\$ 700,193	\$ -	7/1/2019
Central Elementary	San Bernardino	Bear Gulch Elementary	57/67645-00-007	03/28/17	\$ 826,805	\$ -	7/1/2019
Clovis Unified	Fresno	Red Bank Elementary	57/62117-00-055	04/04/17	\$ 3,090,137	\$ -	7/1/2019

SFP APPLICATIONS
 Modernization School Facilities Program
 - Workload as of December 31, 2019 -

District	County	Site Name	Application Number	OPSC Date Received	Estimated State Grant (a)	Financial Hardship (b)	Notification Occurred**
Twin Rivers Unified	Sacramento	Frontier Elementary	5776505-00-042	04/05/17	\$ 798,413	\$ -	7/1/2019
Twin Rivers Unified	Sacramento	Castori Elementary	5776505-00-043	04/05/17	\$ 625,660	\$ -	7/1/2019
Twin Rivers Unified	Sacramento	Northwood Elementary	5776505-00-044	04/05/17	\$ 676,898	\$ -	7/1/2019
Potter Valley Community Unified	Mendocino	Potter Valley High	57773866-00-001	04/07/17	\$ 1,812,691	\$ -	7/1/2019
Scotts Valley Unified	Santa Cruz	Scotts Valley Middle	5775432-00-002	04/20/17	\$ 4,228,965	\$ -	7/1/2019
Central Elementary	San Bernardino	Central Elementary	5767645-00-008	04/24/17	\$ 809,201	\$ -	7/1/2019
Menlo Park City Elementary	San Mateo	Laurel Elementary	5768965-00-006	04/24/17	\$ 1,812,907	\$ -	7/1/2019
Fullerton Joint Union High	Orange	Sunny Hills High	5766514-00-016	04/26/17	\$ 2,230,396	\$ -	7/1/2019
San Francisco Unified	San Francisco	Redding Elementary	5768478-00-060	04/26/17	\$ 1,649,358	\$ -	7/1/2019
San Benito High	San Benito	San Benito High	5767538-00-002	04/27/17	\$ 1,033,724	\$ -	7/1/2019
San Benito High	San Benito	San Benito High	5767538-00-003	04/27/17	\$ 3,781,733	\$ -	7/1/2019
San Benito High	San Benito	San Benito High	5767538-00-004	04/27/17	\$ 797,124	\$ -	7/1/2019
Snowline Joint Unified	San Bernardino	Pinon Hills Elementary	5773957-00-001	05/01/17	\$ 307,916	\$ 205,278	8/6/2019
Snowline Joint Unified	San Bernardino	Serrano High	5773957-00-002	05/01/17	\$ 1,802,099	\$ 1,201,400	8/6/2019
Snowline Joint Unified	San Bernardino	Baldy Elementary	5773957-00-003	05/01/17	\$ 542,518	\$ 361,679	8/6/2019
Snowline Joint Unified	San Bernardino	Chaparral Continuation High	5773957-00-004	05/01/17	\$ 126,468	\$ 84,312	8/6/2019
Snowline Joint Unified	San Bernardino	Phelan Elementary	5773957-00-005	05/01/17	\$ 390,288	\$ 260,192	8/6/2019
Snowline Joint Unified	San Bernardino	Quail Valley Middle	5773957-00-006	05/01/17	\$ 235,451	\$ 156,967	8/6/2019
Snowline Joint Unified	San Bernardino	Wrightwood Elementary	5773957-00-007	05/01/17	\$ 258,119	\$ 172,080	8/6/2019
Snowline Joint Unified	San Bernardino	Pinon Mesa Middle	5773957-00-008	05/01/17	\$ 515,478	\$ 343,652	8/6/2019
Escalon Unified	San Joaquin	Escalon High	5768502-00-003	05/04/17	\$ 195,585	\$ -	8/6/2019
Taft City Elementary	Kern	Lincoln Junior High	5763800-00-007	05/09/17	\$ 3,922,144	\$ -	8/6/2019
Konocti Unified	Lake	Lower Lake High	5764022-00-010	05/09/17	\$ 759,579	\$ -	8/6/2019
Konocti Unified	Lake	Lower Lake Elementary	5764022-00-011	05/09/17	\$ 702,458	\$ -	8/6/2019
Kern High	Kern	Foothill High	5763529-00-011	05/17/17	\$ 1,668,200	\$ -	8/6/2019
Pomona Unified	Los Angeles	Fremont Academy	5764907-00-031	05/23/17	\$ 190,358	\$ -	8/6/2019
San Jacinto Unified	Riverside	De Anza Elementary	5767249-00-006	05/23/17	\$ 2,730,216	\$ -	8/6/2019
San Jacinto Unified	Riverside	Park Hill	5767249-00-007	05/23/17	\$ 2,557,969	\$ -	8/6/2019
San Ramon Valley Unified	Contra Costa	Iron Horse Middle	5761804-00-030	05/26/17	\$ 903,361	\$ -	8/6/2019
Whittier City Elementary	Los Angeles	Dexter Middle	5765110-00-013	06/02/17	\$ 5,030,095	\$ -	8/6/2019
Los Angeles Unified	Los Angeles	Drew (Charles) Middle	5764733-00-600	06/06/17	\$ 4,199,849	\$ -	8/6/2019
Los Angeles Unified	Los Angeles	Kittridge Elementary	5764733-00-601	06/06/17	\$ 1,095,503	\$ -	8/6/2019
Los Angeles Unified	Los Angeles	Hamasaki (Riggin) Elementary	5764733-00-602	06/06/17	\$ 1,287,581	\$ -	8/6/2019
Los Angeles Unified	Los Angeles	Loyola Village Elementary	5764733-00-603	06/06/17	\$ 1,649,253	\$ -	8/6/2019
Los Angeles Unified	Los Angeles	Graham Elementary	5764733-00-610	06/06/17	\$ 3,852,882	\$ -	8/6/2019
Los Angeles Unified	Los Angeles	Tenth Street Elementary	5764733-00-611	06/06/17	\$ 3,555,182	\$ -	8/6/2019
Los Angeles Unified	Los Angeles	Belmont Senior High	5764733-11-013	06/06/17	\$ 1,992,944	\$ -	8/6/2019
Los Angeles Unified	Los Angeles	Loreto Street Elementary	5764733-00-604	06/12/17	\$ 969,228	\$ -	8/6/2019
Los Angeles Unified	Los Angeles	West Vernon Avenue Elementary	5764733-00-605	06/12/17	\$ 3,129,659	\$ -	8/6/2019
Los Angeles Unified	Los Angeles	Alphonso B Perez Special Education Center	5764733-00-606	06/12/17	\$ 2,182,080	\$ -	8/6/2019
Los Angeles Unified	Los Angeles	Loren Miller Elementary	5764733-00-607	06/12/17	\$ 2,062,559	\$ -	8/6/2019
Los Angeles Unified	Los Angeles	Marvin Elementary	5764733-00-608	06/12/17	\$ 1,761,910	\$ -	8/6/2019
Los Angeles Unified	Los Angeles	Fairfax Senior High	5764733-00-609	06/12/17	\$ 2,391,709	\$ -	8/6/2019
Cucamonga Elementary	San Bernardino	The Ontario Center	5767694-00-004	06/15/17	\$ 2,691,763	\$ -	8/6/2019
Ackerman Elementary	Placer	Bowman Elementary	5766761-00-004	06/16/17	\$ 2,019,694	\$ -	8/6/2019
Ceres Unified	Stanislaus	Ceres High	5771043-00-014	06/19/17	\$ 1,693,230	\$ -	8/6/2019
Los Angeles Unified	Los Angeles	Burton Street Elementary	5764733-00-612	06/20/17	\$ 2,776,042	\$ -	8/6/2019
Los Angeles Unified	Los Angeles	State Street Elementary	5764733-00-613	06/20/17	\$ 2,176,320	\$ -	8/6/2019
Los Angeles Unified	Los Angeles	Sherman Oaks Center for Enriched Studies	5764733-00-614	06/20/17	\$ 2,125,578	\$ -	8/6/2019
Los Angeles Unified	Los Angeles	Parthenia Street Elementary	5764733-00-615	06/20/17	\$ 2,387,217	\$ -	8/6/2019
Los Angeles Unified	Los Angeles	James Monroe High	5764733-00-616	06/20/17	\$ 1,784,276	\$ -	8/6/2019
Los Angeles Unified	Los Angeles	Robert Louis Stevenson Middle	5764733-05-017	06/20/17	\$ 1,225,590	\$ -	8/6/2019
Los Angeles Unified	Los Angeles	Montague Charter Academy	5764733-38-023	06/20/17	\$ 1,849,493	\$ -	8/6/2019
Twin Rivers Unified	Sacramento	Foothill High	5776505-00-045	06/21/17	\$ 215,624	\$ -	9/4/2019
Twin Rivers Unified	Sacramento	Woodlake Elementary	5776505-00-047	06/21/17	\$ 936,133	\$ -	9/4/2019
Twin Rivers Unified	Sacramento	Orchard Elementary	5776505-00-048	06/21/17	\$ 677,836	\$ -	9/4/2019
Twin Rivers Unified	Sacramento	D. W. Babcock Elementary	5776505-02-001	06/21/17	\$ 12,100	\$ -	9/4/2019
Twin Rivers Unified	Sacramento	Hagginwood Elementary	5776505-02-003	06/21/17	\$ 477,469	\$ -	9/4/2019
Fullerton Joint Union High	Orange	Troy High	5766514-00-017	06/22/17	\$ 3,425,704	\$ -	9/4/2019
Jurupa Unified	Riverside	Rubidoux High	5767090-00-012	06/22/17	\$ 4,876,717	\$ -	9/4/2019
San Ramon Valley Unified	Contra Costa	Charlotte Wood Middle	5761804-00-031	06/29/17	\$ 1,162,640	\$ -	9/4/2019
Los Angeles Unified	Los Angeles	Elizabeth Learning Center	5764733-00-617	07/06/17	\$ 1,635,587	\$ -	9/4/2019

SFP APPLICATIONS
 Modernization School Facilities Program
 - Workload as of December 31, 2019 -

District	County	Site Name	Application Number	OPSC Date Received	Estimated State Grant (a)	Financial Hardship (b)	Notification Occurred**
Los Angeles Unified	Los Angeles	Sylmar Senior High	57/64733-00-618	07/06/17	\$ 3,027,167	\$ -	9/4/2019
Los Angeles Unified	Los Angeles	Griffith Middle	57/64733-00-619	07/06/17	\$ 3,023,576	\$ -	9/4/2019
Chaffey Joint Union High	San Bernardino	Rancho Cucamonga High	57/67652-00-004	07/12/17	\$ 9,398,565	\$ -	9/4/2019
Gustine Unified	Stanislaus	Gustine High	57/73619-00-005	07/13/17	\$ 1,279,608	\$ -	9/4/2019
Brawley Elementary	Imperial	Barbara Worth Junior High	57/63073-00-003	07/14/17	\$ 1,076,419	\$ -	9/4/2019
Chaffey Joint Union High	San Bernardino	Etiwanda High	57/67652-00-005	07/14/17	\$ 19,425,446	\$ -	9/4/2019
La Habra City Elementary	Orange	Walnut Elementary	57/66563-00-009	07/17/17	\$ 2,669,971	\$ -	9/4/2019
Lincoln Unified	San Joaquin	Claudia Landeen Elementary	57/68569-00-016	07/17/17	\$ 1,012,180	\$ -	9/4/2019
Lincoln Unified	San Joaquin	Lincoln Elementary	57/68569-00-017	07/17/17	\$ 798,973	\$ -	9/4/2019
Los Angeles Unified	Los Angeles	Hoover Street Elementary	57/64733-00-620	07/18/17	\$ 2,493,434	\$ -	9/4/2019
Los Angeles Unified	Los Angeles	Griffin Avenue Elementary	57/64733-00-621	07/18/17	\$ 1,748,486	\$ -	9/4/2019
Los Angeles Unified	Los Angeles	El Sereno Middle	57/64733-34-016	07/18/17	\$ 467,371	\$ -	9/4/2019
Los Angeles Unified	Los Angeles	Reseda High	57/64733-39-008	07/18/17	\$ 1,622,731	\$ -	9/4/2019
Central Union High	Imperial	Southwest High	57/63115-00-003	07/25/17	\$ 2,983,443	\$ -	9/4/2019
Los Angeles Unified	Los Angeles	Kennedy (John F.) High	57/64733-00-622	07/25/17	\$ 1,378,141	\$ -	9/4/2019
Los Angeles Unified	Los Angeles	Hale Charter School Academy	57/64733-00-623	07/25/17	\$ 4,231,576	\$ -	9/4/2019
Los Angeles Unified	Los Angeles	Dana (Richard Henry) Middle	57/64733-20-019	07/25/17	\$ 1,049,442	\$ -	9/4/2019
Larkspur Elementary	Marin	Hall Middle	57/65367-00-006	07/26/17	\$ 855,664	\$ -	9/4/2019
Santa Paula Unified	Ventura	McKeveatt Elementary	57/76828-00-002	07/26/17	\$ 1,300,289	\$ -	9/4/2019
Torrance Unified	Los Angeles	Bert M. Lynn Middle	57/65060-00-038	07/28/17	\$ 741,833	\$ -	9/4/2019
Torrance Unified	Los Angeles	Edison Elementary	57/65060-00-039	07/28/17	\$ 326,165	\$ -	9/4/2019
Torrance Unified	Los Angeles	Evelyn Carr Elementary	57/65060-00-040	07/28/17	\$ 73,359	\$ -	9/4/2019
Torrance Unified	Los Angeles	Casimir Middle	57/65060-00-041	07/28/17	\$ 274,729	\$ -	9/4/2019
Torrance Unified	Los Angeles	Jefferson Middle	57/65060-00-042	07/28/17	\$ 811,892	\$ -	9/4/2019
Temecula Valley Unified	Riverside	Temecula Elementary	57/75192-00-008	07/28/17	\$ 712,375	\$ -	9/4/2019
Twin Rivers Unified	Sacramento	Noralto Elementary	57/76505-00-050	07/28/17	\$ 912,660	\$ -	9/4/2019
Torrance Unified	Los Angeles	Riviera Elementary	57/65060-00-043	07/31/17	\$ 522,319	\$ -	9/4/2019
Los Angeles Unified	Los Angeles	White Point Elementary	57/64733-00-624	08/01/17	\$ 1,863,739	\$ -	9/4/2019
Placer Union High	Placer	Placer High	57/66894-00-012	08/01/17	\$ 464,452	\$ -	9/4/2019
Torrance Unified	Los Angeles	Towers Elementary	57/65060-00-044	08/02/17	\$ 654,453	\$ -	9/4/2019
Sequoia Union High	San Mateo	Redwood High	57/69062-00-037	08/03/17	\$ 560,989	\$ -	10/2/2019
Los Angeles Unified	Los Angeles	Chatsworth Senior High	57/64733-00-625	08/08/17	\$ 1,777,658	\$ -	10/2/2019
Los Angeles Unified	Los Angeles	Leland Street Elementary	57/64733-00-626	08/08/17	\$ 811,630	\$ -	10/2/2019
Los Angeles Unified	Los Angeles	Van Nuys Elementary	57/64733-00-627	08/08/17	\$ 2,651,877	\$ -	10/2/2019
Los Angeles Unified	Los Angeles	Stagg Street Elementary	57/64733-00-628	08/08/17	\$ 1,593,293	\$ -	10/2/2019
Azusa Unified	Los Angeles	Henry Dalton Elementary	57/64279-00-021	08/11/17	\$ 2,870,170	\$ -	10/2/2019
Porterville Unified	Tulare	Porterville High	57/75523-00-015	08/11/17	\$ 6,176,901	\$ -	10/2/2019
Porterville Unified	Tulare	Monache High	57/75523-00-016	08/11/17	\$ 3,199,635	\$ -	10/2/2019
Larkspur Elementary	Marin	Neil Cummins Elementary	57/65367-00-007	08/14/17	\$ 754,398	\$ -	10/2/2019
Rincon Valley Union Elementary	Sonoma	Village Elementary Charter	57/70896-00-011	08/14/17	\$ 1,634,597	\$ -	10/2/2019
Los Angeles Unified	Los Angeles	Coldwater Canyon Elementary	57/64733-00-629	08/16/17	\$ 2,719,964	\$ -	10/2/2019
Los Angeles Unified	Los Angeles	San Fernando Senior High	57/64733-73-005	08/16/17	\$ 4,443,145	\$ -	10/2/2019
Escondido Union	San Diego	Quantum Academy	57/68098-00-013	08/16/17	\$ 985,189	\$ -	10/2/2019
Merced River Union Elementary	Merced	Washington Elementary	57/73726-00-001	08/17/17	\$ 112,778	\$ 75,186	10/2/2019
McSwain Union Elementary	Merced	McSwain Elementary	57/65763-00-003	08/18/17	\$ 161,469	\$ 107,646	10/2/2019
Caruthers Unified	Fresno	Caruthers High	57/75598-00-003	08/21/17	\$ 2,758,739	\$ -	10/2/2019
Burbank Unified	Los Angeles	Thomas Jefferson Elementary	57/64337-00-018	08/22/17	\$ 138,270	\$ -	10/2/2019
Irvine Unified	Orange	Santiago Hills Elementary	57/73650-00-021	08/23/17	\$ 335,448	\$ -	10/2/2019
Irvine Unified	Orange	College Park Elementary	57/73650-00-022	08/23/17	\$ 470,630	\$ -	10/2/2019
Irvine Unified	Orange	Culverdale Elementary	57/73650-00-023	08/23/17	\$ 597,498	\$ -	10/2/2019
Washington Unified	Fresno	West Fresno Elementary	57/76778-00-004	08/29/17	\$ 688,283	\$ -	11/1/2019
Los Angeles Unified	Los Angeles	Markham (Edwin) Middle	57/64733-00-630	08/30/17	\$ 1,804,655	\$ -	11/1/2019
Los Angeles Unified	Los Angeles	Bell Senior High	57/64733-00-631	08/30/17	\$ 2,084,470	\$ -	11/1/2019
Sacramento City Unified	Sacramento	Kit Carson Middle	57/67439-00-075	08/30/17	\$ 38,707	\$ -	11/1/2019
Rincon Valley Union Elementary	Sonoma	Matanzas Elementary	57/70896-00-012	08/31/17	\$ 666,550	\$ -	11/1/2019
Central Union Elementary	Kings	Akers Elementary	57/63883-00-001	09/01/17	\$ 434,796	\$ 289,864	11/1/2019
Torrance Unified	Los Angeles	West High	57/65060-00-045	09/01/17	\$ 3,338,116	\$ -	11/1/2019
Palo Verde Union Elementary	Tulare	Palo Verde Elementary	57/72033-00-002	09/01/17	\$ 30,247	\$ 20,164	11/1/2019
North Monterey County Unified	Monterey	North Monterey County High	57/73825-00-010	09/07/17	\$ 3,519,183	\$ -	11/1/2019
Sweetwater Union High	San Diego	Sweetwater High	57/68411-00-043	09/08/17	\$ 3,597,141	\$ -	11/1/2019
Sweetwater Union High	San Diego	Hilltop Middle	57/68411-00-044	09/08/17	\$ 1,611,256	\$ -	11/1/2019
Sweetwater Union High	San Diego	Chula Vista Senior High	57/68411-00-045	09/08/17	\$ 3,194,421	\$ -	11/1/2019

SFP APPLICATIONS
 Modernization School Facilities Program
 - Workload as of December 31, 2019 -

District	County	Site Name	Application Number	OPSC Date Received	Estimated State Grant (a)	Financial Hardship (b)	Notification Occurred**
Sweetwater Union High	San Diego	Mar Vista Middle	57/68411-00-046	09/08/17	\$ 1,406,447	\$ -	11/1/2019
Sweetwater Union High	San Diego	Mar Vista Senior High	57/68411-00-047	09/08/17	\$ 2,037,649	\$ -	11/1/2019
Sweetwater Union High	San Diego	Castle Park Senior High	57/68411-00-048	09/08/17	\$ 2,157,524	\$ -	11/1/2019
Twin Rivers Unified	Sacramento	Woodridge Elementary	57/76505-00-052	09/08/17	\$ 573,298	\$ -	11/1/2019
Twin Rivers Unified	Sacramento	Grant Union High	57/76505-00-054	09/08/17	\$ 1,915,763	\$ -	11/1/2019
Los Angeles Unified	Los Angeles	Robert Frost Middle	57/64733-00-632	09/13/17	\$ 5,038,547	\$ -	11/1/2019
Los Angeles Unified	Los Angeles	Hart Street Elementary	57/64733-00-633	09/13/17	\$ 676,654	\$ -	11/1/2019
Los Angeles Unified	Los Angeles	Alta Loma Elementary	57/64733-10-003	09/13/17	\$ 820,154	\$ -	11/1/2019
Escondido Union	San Diego	Mission Middle	57/68098-00-014	09/14/17	\$ 3,201,633	\$ -	11/1/2019
Weaver Union	Merced	Weaver Middle	57/65862-00-002	09/15/17	\$ 2,210,240	\$ -	11/1/2019
Los Angeles Unified	Los Angeles	Capistrano Avenue Elementary	57/64733-00-634	09/20/17	\$ 1,204,765	\$ -	11/1/2019
Newport-Mesa Unified	Orange	Roy O. Andersen Elementary	57/66597-00-042	09/20/17	\$ 255,268	\$ -	11/1/2019
Burbank Unified	Los Angeles	Bret Harte Elementary	57/64337-00-019	09/21/17	\$ 138,270	\$ -	11/1/2019
Victor Elementary	San Bernardino	Village Elementary	57/67918-00-006	09/25/17	\$ 871,723	\$ -	11/1/2019
Victor Elementary	San Bernardino	Mojave Vista Elementary	57/67918-00-007	09/25/17	\$ 904,696	\$ -	11/1/2019
Yreka Union High	Siskiyou	Yreka High	57/70516-00-003	09/25/17	\$ 750,864	\$ 500,576	11/1/2019
Maple Elementary	Kern	Maple Elementary	57/63610-00-003	09/29/17	\$ 1,658,089	\$ 1,105,393	11/1/2019
Norwalk-La Mirada Unified	Los Angeles	John H. Glenn High	57/64840-00-027	10/04/17	\$ 1,520,177	\$ -	1/6/2020
Norwalk-La Mirada Unified	Los Angeles	Corvallis Middle	57/64840-00-028	10/06/17	\$ 1,587,197	\$ -	1/6/2020
Norwalk-La Mirada Unified	Los Angeles	Reginald M. Benton Middle	57/64840-00-029	10/06/17	\$ 784,751	\$ -	1/6/2020
Los Angeles Unified	Los Angeles	Emelita Street Elementary	57/64733-00-635	10/11/17	\$ 1,075,775	\$ -	1/6/2020
Escondido Union	San Diego	Orange Glen Elementary	57/68098-00-015	10/12/17	\$ 2,211,945	\$ -	1/6/2020
Firebaugh-Las Deltas Joint Unified	Fresno	Arthur E. Mills Intermediate	57/73809-00-005	10/12/17	\$ 937,217	\$ -	1/6/2020
Cutler-Orosi Joint Unified	Tulare	Orosi High	57/71860-00-009	10/16/17	\$ 505,872	\$ 337,248	1/6/2020
Burbank Unified	Los Angeles	R. L. Stevenson Elementary	57/64337-00-020	10/17/17	\$ 605,944	\$ -	1/6/2020
Los Angeles Unified	Los Angeles	Palms Middle	57/64733-00-636	10/17/17	\$ 3,047,951	\$ -	1/6/2020
Southern Humboldt Joint Unified	Humboldt	Redway Elementary	57/63040-00-002	10/18/17	\$ 1,701,739	\$ -	1/6/2020
Newhall Elementary	Los Angeles	Peachland Avenue Elementary	57/64832-00-005	10/19/17	\$ 1,460,819	\$ -	1/6/2020
Columbia Elementary	Shasta	Columbia Elementary	57/69948-00-002	10/20/17	\$ 2,262,817	\$ -	1/6/2020
Los Angeles Unified	Los Angeles	Broadous Elementary	57/64733-00-637	10/25/17	\$ 713,401	\$ -	1/6/2020
Anaheim Union High	Orange	Anaheim High	57/66431-00-016	10/25/17	\$ 6,422,590	\$ -	1/6/2020
Anaheim Union High	Orange	Cypress High	57/66431-00-017	10/25/17	\$ 3,942,420	\$ -	1/6/2020
Downey Unified	Los Angeles	Rio Hondo Elementary	57/64451-00-030	10/27/17	\$ 1,879,657	\$ -	1/6/2020
Gridley Unified	Butte	Sycamore Middle	57/75507-00-001	10/28/17	\$ 669,187	\$ -	6/11/2019
San Marcos Unified	San Diego	Alvin M. Dunn Elementary	57/73791-00-006	10/31/17	\$ 749,808	\$ -	1/6/2020
Los Angeles Unified	Los Angeles	Olive Vista Middle	57/64733-00-638	11/01/17	\$ 6,669,152	\$ -	-
San Benito High	San Benito	San Benito High	57/67538-00-005	11/01/17	\$ 8,893,601	\$ -	-
San Benito High	San Benito	San Benito High	57/67538-00-006	11/03/17	\$ 11,291,330	\$ -	-
San Marcos Unified	San Diego	Alvin M. Dunn Elementary	57/73791-00-007	11/03/17	\$ 2,716,054	\$ -	-
Jurupa Unified	Riverside	Mission Bell Elementary	57/67090-00-013	11/09/17	\$ 1,435,563	\$ -	-
Chaffey Joint Union High	San Bernardino	Chaffey High	57/67652-00-006	11/09/17	\$ 21,161,925	\$ -	-
Armona Union Elementary	Kings	Armona Elementary	57/63875-00-002	11/13/17	\$ 366,389	\$ 244,260	-
Romoland Elementary	Riverside	Romoland Elementary	57/67231-00-002	11/14/17	\$ 2,021,328	\$ -	-
Visalia Unified	Tulare	Mineral King Elementary	57/72256-00-022	11/16/17	\$ 4,085,803	\$ -	-
Muroc Joint Unified	Kern	Bailey Avenue Elementary	57/63685-00-009	11/22/17	\$ 348,035	\$ 232,023	-
Elk Grove Unified	Sacramento	Franklin High	57/67314-00-020	11/28/17	\$ 1,131,367	\$ -	-
San Jacinto Unified	Riverside	San Jacinto High	57/67249-00-008	11/29/17	\$ 2,089,406	\$ -	-
Corona-Norco Unified	Riverside	Centennial High	57/67033-00-017	11/30/17	\$ 1,344,548	\$ -	-
Fullerton Joint Union High	Orange	Fullerton Union High	57/66514-00-018	12/01/17	\$ 981,045	\$ -	-
Millville Elementary	Shasta	Millville Elementary	57/70052-00-003	12/04/17	\$ 678,155	\$ 452,103	-
Los Angeles Unified	Los Angeles	La Salle Avenue Elementary	57/64733-00-639	12/05/17	\$ 3,367,284	\$ -	-
Elk Grove Unified	Sacramento	Laguna Creek High	57/67314-00-021	12/05/17	\$ 3,491,746	\$ -	-
Buena Park Elementary	Orange	Buena Park Junior High	57/66456-00-008	12/07/17	\$ 2,068,018	\$ -	-
Buena Park Elementary	Orange	Carl E. Gilbert Elementary	57/66456-00-009	12/07/17	\$ 1,114,370	\$ -	-
Buena Park Elementary	Orange	James A. Whitaker Elementary	57/66456-00-010	12/07/17	\$ 1,570,372	\$ -	-
Buena Park Elementary	Orange	Charles G. Emery Elementary	57/66456-00-011	12/07/17	\$ 997,188	\$ -	-
Buena Park Elementary	Orange	Mabel L. Pendleton Elementary	57/66456-00-012	12/07/17	\$ 1,104,993	\$ -	-
Centralia Elementary	Orange	Centralia Elementary	57/66472-00-010	12/07/17	\$ 1,644,013	\$ -	-
San Bernardino City Unified	San Bernardino	Muscovy Elementary	57/67876-00-106	12/07/17	\$ 509,155	\$ -	-
San Ysidro Elementary	San Diego	Smythe Elementary	57/68379-00-002	12/07/17	\$ 3,108,949	\$ -	-
San Ysidro Elementary	San Diego	La Mirada Elementary	57/68379-00-003	12/07/17	\$ 2,652,962	\$ -	-
Santa Ynez Valley Union High	Santa Barbara	Santa Ynez Valley Union High	57/69328-00-001	12/07/17	\$ 9,557,589	\$ -	-

SFP APPLICATIONS
 Modernization School Facilities Program
 - Workload as of December 31, 2019 -

District	County	Site Name	Application Number	OPSC Date Received	Estimated State Grant (a)	Financial Hardship (b)	Notification Occurred**
Buena Park Elementary	Orange	Arthur F. Corey Elementary	57/66456-00-013	12/15/17	\$ 1,132,892	\$ -	
Buena Park Elementary	Orange	Gordon H. Beatty Elementary	57/66456-00-014	12/15/17	\$ 1,300,307	\$ -	
Trinity Alps Unified	Trinity	Trinity High	57/76513-00-001	12/15/17	\$ 3,719,508	\$ -	
Downey Unified	Los Angeles	Gauldin Elementary	57/64451-00-031	12/18/17	\$ 1,809,488	\$ -	
San Marino Unified	Los Angeles	Huntington Middle	57/64964-00-008	12/20/17	\$ 2,431,828	\$ -	
Del Mar Union Elementary	San Diego	Carmel Del Mar Elementary	57/68056-00-004	12/22/17	\$ 2,376,647	\$ -	
Lowell Joint	Los Angeles	Olita Elementary	57/64766-00-001	12/26/17	\$ 3,060,024	\$ -	
Irvine Unified	Orange	Stone Creek Elementary	57/73650-00-024	12/26/17	\$ 1,411,210	\$ -	
Hayward Unified	Alameda	Hayward High	57/61192-00-003	12/28/17	\$ 9,871,566	\$ -	
Hayward Unified	Alameda	Tennyson High	57/61192-00-004	12/28/17	\$ 2,954,628	\$ -	
Hayward Unified	Alameda	Mt Eden High	57/61192-00-005	12/28/17	\$ 10,564,457	\$ -	
Clovis Unified	Fresno	Buchanan High	57/62117-00-056	01/02/18	\$ 10,402,026	\$ -	
Cypress Elementary	Orange	Margaret Landell Elementary	57/66480-00-006	01/02/18	\$ 988,220	\$ -	
Elk Grove Unified	Sacramento	Valley High	57/67314-00-022	01/04/18	\$ 1,570,493	\$ -	
Jurupa Unified	Riverside	Rubidoux High	57/67090-00-014	01/08/18	\$ 5,548,044	\$ -	
Buellton Union Elementary	Santa Barbara	Jonata Middle	57/69138-00-002	01/08/18	\$ 1,405,957	\$ -	
Butteville Union Elementary	Siskiyou	Butteville Elementary	57/70201-00-002	01/08/18	\$ 93,592	\$ 62,394	
Paradise Unified	Butte	Paradise Senior High	57/61531-00-003	01/12/18	\$ 4,482,717	\$ -	
William S. Hart Union High	Los Angeles	Placerita Junior High	57/65136-00-010	01/16/18	\$ 1,492,386	\$ -	
Alhambra Unified	Los Angeles	Repetto Elementary	57/75713-00-028	01/16/18	\$ 2,931,994	\$ -	
Alhambra Unified	Los Angeles	Monterey Highlands Elementary	57/75713-00-029	01/16/18	\$ 1,706,453	\$ -	
San Ramon Valley Unified	Contra Costa	Stone Valley Middle	57/61804-00-032	01/17/18	\$ 4,133,251	\$ -	
Monson-Sultana Joint Union Elementary	Tulare	Monson-Sultana Elementary	57/72009-00-002	01/22/18	\$ 118,375	\$ 78,917	
Elk Grove Unified	Sacramento	Sierra-Enterprise Elementary	57/67314-00-023	01/24/18	\$ 1,549,084	\$ -	
Merced City Elementary	Merced	Luther Burbank Elementary	57/65771-00-015	01/25/18	\$ 1,852,259	\$ -	
Elk Grove Unified	Sacramento	Florin High	57/67314-00-024	01/25/18	\$ 5,258,009	\$ -	
Irvine Unified	Orange	Irvine High	57/73650-00-025	01/25/18	\$ 3,874,257	\$ -	
Irvine Unified	Orange	University High	57/73650-00-026	01/25/18	\$ 654,092	\$ -	
Los Angeles Unified	Los Angeles	George Washington Carver Middle	57/64733-00-640	02/07/18	\$ 4,864,058	\$ -	
Los Angeles Unified	Los Angeles	Harrison Street Elementary	57/64733-00-641	02/12/18	\$ 1,904,407	\$ -	
Los Angeles Unified	Los Angeles	First Street Elementary	57/64733-00-642	02/12/18	\$ 2,634,671	\$ -	
Los Angeles Unified	Los Angeles	Main Street Elementary	57/64733-00-643	02/12/18	\$ 8,234,489	\$ -	
San Diego Unified	San Diego	University City High	57/68338-00-230	02/13/18	\$ 12,621,539	\$ -	
Temecula Valley Unified	Riverside	Temecula Middle	57/75192-00-009	02/13/18	\$ 5,317,887	\$ -	
Atwater Elementary	Merced	Mitchell Intermediate	57/65631-00-007	02/15/18	\$ 5,526,380	\$ -	
Atwater Elementary	Merced	Bellevue Elementary	57/65631-00-008	02/15/18	\$ 467,043	\$ -	
Grossmont Union High	San Diego	Granite Hills High	57/68130-00-027	02/15/18	\$ 619,301	\$ -	
Twin Rivers Unified	Sacramento	Warren A Allison Elementary	57/76505-00-055	02/16/18	\$ 644,619	\$ -	
Twin Rivers Unified	Sacramento	Westside Elementary	57/76505-00-056	02/16/18	\$ 1,170,571	\$ -	
Los Angeles Unified	Los Angeles	Nobel Junior Magnet Center	57/64733-00-644	02/20/18	\$ 2,641,139	\$ -	
Los Angeles Unified	Los Angeles	Wilmington Middle	57/64733-00-645	02/20/18	\$ 1,404,708	\$ -	
Los Angeles Unified	Los Angeles	Haddon Avenue Elementary	57/64733-00-646	02/20/18	\$ 536,406	\$ -	
Los Angeles Unified	Los Angeles	Albion Street Elementary	57/64733-00-647	02/20/18	\$ 2,199,699	\$ -	
Los Angeles Unified	Los Angeles	Edwin Markham Middle	57/64733-00-648	02/20/18	\$ 2,487,925	\$ -	
Los Angeles Unified	Los Angeles	Florence Nightingale Middle	57/64733-08-007	02/20/18	\$ 2,028,913	\$ -	
Los Angeles Unified	Los Angeles	Glenn Hammond Curtiss Middle	57/64733-32-023	02/20/18	\$ 930,225	\$ -	
Los Angeles Unified	Los Angeles	Jordan High School Magnet	57/64733-68-008	02/20/18	\$ 2,284,577	\$ -	
Twin Rivers Unified	Sacramento	Rio Linda High	57/76505-00-057	02/20/18	\$ 1,687,709	\$ -	
Kentfield Elementary	Marin	Adaline E Kent Middle	57/65334-00-003	02/26/18	\$ 1,206,043	\$ -	
Los Angeles Unified	Los Angeles	Robert F Kennedy Elementary	57/64733-00-649	02/27/18	\$ 526,280	\$ -	
Los Angeles Unified	Los Angeles	Sixty-Eighth Street Elementary	57/64733-00-650	02/27/18	\$ 1,012,789	\$ -	
Los Angeles Unified	Los Angeles	Ulysses S Grant Senior High	57/64733-00-651	02/27/18	\$ 2,313,254	\$ -	
Los Angeles Unified	Los Angeles	Bell Senior High	57/64733-00-652	02/27/18	\$ 2,904,452	\$ -	
San Ramon Valley Unified	Contra Costa	California High	57/61804-00-033	03/01/18	\$ 920,156	\$ -	
Irvine Unified	Orange	Eastshore Elementary	57/73650-00-027	03/02/18	\$ 694,305	\$ -	
Irvine Unified	Orange	Springbrook Elementary	57/73650-00-028	03/02/18	\$ 3,097,577	\$ -	
Irvine Unified	Orange	Westpark Elementary	57/73650-00-029	03/02/18	\$ 3,415,758	\$ -	
Los Angeles Unified	Los Angeles	Rowan Avenue Elementary	57/64733-00-653	03/07/18	\$ 3,054,459	\$ -	
Los Angeles Unified	Los Angeles	Kester Avenue Elementary	57/64733-00-654	03/07/18	\$ 837,340	\$ -	
Los Angeles Unified	Los Angeles	Chandler Elementary School	57/64733-00-655	03/07/18	\$ 552,849	\$ -	
Los Angeles Unified	Los Angeles	Locke High School	57/64733-00-656	03/07/18	\$ 2,788,345	\$ -	
Los Angeles Unified	Los Angeles	Eagle Rock High	57/64733-00-657	03/07/18	\$ 5,881,556	\$ -	

SFP APPLICATIONS
 Modernization School Facilities Program
 - Workload as of December 31, 2019 -

District	County	Site Name	Application Number	OPSC Date Received	Estimated State Grant (a)	Financial Hardship (b)	Notification Occurred**
Los Angeles Unified	Los Angeles	Woodrow Wilson Senior High	57/64733-00-658	03/07/18	\$ 3,778,899	\$ -	-
Los Angeles Unified	Los Angeles	John F Kennedy High	57/64733-00-659	03/07/18	\$ 1,186,141	\$ -	-
Los Angeles Unified	Los Angeles	John Marshall Senior High	57/64733-12-010	03/07/18	\$ 2,007,360	\$ -	-
Los Angeles Unified	Los Angeles	Western Avenue Elementary	57/64733-25-011	03/07/18	\$ 3,032,859	\$ -	-
Los Angeles Unified	Los Angeles	Gault Street Elementary	57/64733-37-007	03/07/18	\$ 370,632	\$ -	-
Los Angeles Unified	Los Angeles	Bonita Street Elementary	57/64733-54-026	03/07/18	\$ 572,611	\$ -	-
South San Francisco Unified	San Mateo	Monte Verde Elementary	57/69070-00-016	03/09/18	\$ 983,845	\$ -	-
Delano Union Elementary	Kern	Del Vista Elementary	57/63404-00-003	03/13/18	\$ 3,013,353	\$ 2,008,902	-
Dinuba Unified	Tulare	Roosevelt Elementary	57/75531-00-011	03/13/18	\$ 1,548,789	\$ 1,032,526	-
Los Angeles Unified	Los Angeles	McKinley Avenue Elementary	57/64733-00-660	03/14/18	\$ 348,676	\$ -	-
Los Angeles Unified	Los Angeles	Taft (William Howard) High	57/64733-00-661	03/14/18	\$ 721,067	\$ -	-
Los Angeles Unified	Los Angeles	Benjamin Franklin Senior High	57/64733-00-662	03/14/18	\$ 797,799	\$ -	-
Los Angeles Unified	Los Angeles	Hollywood Senior High	57/64733-00-663	03/14/18	\$ 6,482,058	\$ -	-
Los Angeles Unified	Los Angeles	Reseda Elementary	57/64733-00-664	03/14/18	\$ 1,482,368	\$ -	-
Los Angeles Unified	Los Angeles	James Monroe High	57/64733-00-665	03/14/18	\$ 2,292,973	\$ -	-
Los Angeles Unified	Los Angeles	South Gate Middle	57/64733-16-012	03/14/18	\$ 1,154,193	\$ -	-
Los Angeles Unified	Los Angeles	Van Nuys Senior High	57/64733-27-010	03/14/18	\$ 6,339,910	\$ -	-
Los Angeles Unified	Los Angeles	Grover Cleveland High	57/64733-41-007	03/14/18	\$ 4,262,185	\$ -	-
Los Angeles Unified	Los Angeles	Pacific Boulevard	57/64733-74-002	03/14/18	\$ 747,956	\$ -	-
Gerber Union Elementary	Tehama	Gerber Elementary	57/71548-00-002	03/15/18	\$ 116,939	\$ 77,959	-
Twin Rivers Unified	Sacramento	Madison Elementary	57/76505-00-058	03/15/18	\$ 1,189,769	\$ -	-
Temecula Valley Unified	Riverside	Paloma Elementary	57/75192-00-010	03/20/18	\$ 1,520,714	\$ -	-
Temecula Valley Unified	Riverside	Red Hawk Elementary	57/75192-00-011	03/20/18	\$ 2,813,360	\$ -	-
Temecula Valley Unified	Riverside	Pauba Valley Elementary	57/75192-00-012	03/20/18	\$ 1,520,714	\$ -	-
Long Beach Unified	Los Angeles	Roosevelt Elementary	57/64725-05-001	03/21/18	\$ 6,227,165	\$ -	-
Los Angeles Unified	Los Angeles	Belmont Senior High	57/64733-00-666	03/21/18	\$ 2,606,931	\$ -	-
Los Angeles Unified	Los Angeles	Balboa Gifted/High Ability Magnet Elementary	57/64733-00-667	03/21/18	\$ 784,830	\$ -	-
Los Angeles Unified	Los Angeles	Millikan Middle	57/64733-00-668	03/21/18	\$ 956,714	\$ -	-
Los Angeles Unified	Los Angeles	Lull Special Education	57/64733-00-669	03/21/18	\$ 696,153	\$ -	-
Los Angeles Unified	Los Angeles	52nd Street Elementary	57/64733-00-670	03/21/18	\$ 2,152,602	\$ -	-
Mother Lode Union Elementary	El Dorado	Indian Creek Elementary	57/61929-00-005	03/22/18	\$ 2,336,628	\$ -	-
Waugh Elementary	Sonoma	Meadow Elementary	57/70995-00-001	03/22/18	\$ 1,033,178	\$ -	-
Benicia Unified	Solano	Joe Henderson Elementary	57/70524-00-010	03/23/18	\$ 724,721	\$ -	-
Benicia Unified	Solano	Benicia Middle	57/70524-00-011	03/26/18	\$ 830,584	\$ -	-
Benicia Unified	Solano	Matthew Turner Elementary	57/70524-00-012	03/26/18	\$ 787,575	\$ -	-
Los Angeles Unified	Los Angeles	El Camino Real High	57/64733-44-006	03/28/18	\$ 1,071,828	\$ -	-
Livingston Union	Merced	Campus Park Elementary	57/65748-00-003	03/28/18	\$ 1,398,819	\$ -	-
Livingston Union	Merced	Selma Herndon Elementary	57/65748-00-004	03/28/18	\$ 1,233,166	\$ -	-
Livingston Union	Merced	Yamato Colony Elementary	57/65748-00-005	03/28/18	\$ 2,686,921	\$ -	-
Cutler-Orosi Joint Unified	Tulare	Palmer Elementary	57/71860-00-010	03/28/18	\$ 1,020,048	\$ -	-
Cutler-Orosi Joint Unified	Tulare	Golden Valley Elementary	57/71860-00-011	03/28/18	\$ 3,172,443	\$ -	-
Cutler-Orosi Joint Unified	Tulare	El Monte Middle	57/71860-00-012	03/28/18	\$ 1,744,081	\$ -	-
Dublin Unified	Alameda	Dublin High	57/75093-00-010	03/28/18	\$ 9,246,629	\$ -	-
Temple City Unified	Los Angeles	Longden Elementary	57/65052-00-012	03/30/18	\$ 4,207,743	\$ -	-
Alvord Unified	Riverside	Valley View Elementary	57/66977-00-019	03/30/18	\$ 1,134,030	\$ -	-
Santa Ynez Valley Union High	Santa Barbara	Santa Ynez Valley Union High	57/69328-00-002	03/30/18	\$ 9,690,985	\$ -	-
Delano Union Elementary	Kern	Albany Park Elementary	57/63404-00-004	04/02/18	\$ 2,143,037	\$ 1,428,691	-
Delano Union Elementary	Kern	Nueva Vista Language Academy	57/63404-00-005	04/02/18	\$ 2,479,934	\$ 1,653,289	-
Standard Elementary	Kern	Standard Middle	57/63792-00-002	04/02/18	\$ 6,160,251	\$ -	-
Buckeye Union Elementary	El Dorado	Blue Oak Elementary	57/61838-00-008	04/03/18	\$ 2,975,476	\$ -	-
Los Angeles Unified	Los Angeles	Venice Senior High	57/64733-00-671	04/04/18	\$ 7,404,266	\$ -	-
Los Angeles Unified	Los Angeles	San Fernando Middle	57/64733-28-016	04/04/18	\$ 2,280,771	\$ -	-
Benicia Unified	Solano	Mary Farmer Elementary	57/70524-00-013	04/05/18	\$ 728,292	\$ -	-
Benicia Unified	Solano	Robert Semple Elementary	57/70524-00-014	04/05/18	\$ 728,292	\$ -	-
Los Angeles Unified	Los Angeles	Los Angeles Center for Enriched Studies	57/64733-00-672	04/11/18	\$ 3,988,704	\$ -	-
San Bernardino City Unified	San Bernardino	San Andreas High	57/67876-00-107	04/11/18	\$ 646,695	\$ -	-
Irvine Unified	Orange	Rancho San Joaquin Middle	57/73650-00-030	04/11/18	\$ 543,617	\$ -	-
Mujroc Joint Unified	Kern	Bailey Avenue Elementary	57/63685-00-009	04/12/18	\$ 3,160,473	\$ 2,106,982	-
Coalinga-Huron Unified	Fresno	Huron Elementary	57/62125-00-008	04/13/18	\$ 3,663,751	\$ -	-
Davis Joint Unified	Yolo	Davis Senior High	57/72678-00-014	04/13/18	\$ 1,399,278	\$ -	-
Benicia Unified	Solano	Benicia High	57/70524-00-015	04/16/18	\$ 3,765,446	\$ -	-
Fullerton Joint Union High	Orange	Sunny Hills High	57/66514-00-019	04/17/18	\$ 98,846	\$ -	-

SFP APPLICATIONS
 Modernization School Facilities Program
 - Workload as of December 31, 2019 -

District	County	Site Name	Application Number	OPSC Date Received	Estimated State Grant (a)	Financial Hardship (b)	Notification Occurred**
Fullerton Joint Union High	Orange	Troy High	57/66514-00-020	04/17/18	\$ 1,713,218	\$ -	-
Los Angeles Unified	Los Angeles	Chatsworth High	57/64733-00-673	04/18/18	\$ 4,929,033	\$ -	-
Los Angeles Unified	Los Angeles	Lorena Street Elementary	57/64733-00-674	04/18/18	\$ 1,037,103	\$ -	-
Los Angeles Unified	Los Angeles	Banning (Phineas) Senior High	57/64733-32-024	04/18/18	\$ 1,041,187	\$ -	-
Clay Joint Elementary	Fresno	Clay Elementary	57/62109-00-003	04/19/18	\$ 772,104	\$ -	-
Elk Grove Unified	Sacramento	Elk Grove Elementary	57/67314-00-025	04/23/18	\$ 1,016,091	\$ -	-
Tahoe-Truckee Unified	Placer	Glenshire Elementary	57/66944-00-014	04/24/18	\$ 837,536	\$ -	-
Sacramento City Unified	Sacramento	C K McClatchy High	57/67439-00-076	04/24/18	\$ 2,545,153	\$ -	-
South San Francisco Unified	San Mateo	South San Francisco High	57/69070-00-017	04/24/18	\$ 746,113	\$ -	-
Cupertino Union	Santa Clara	Cupertino Middle	57/69419-00-026	04/24/18	\$ 3,096,480	\$ -	-
Cupertino Union	Santa Clara	Manuel De Vargas Elementary	57/69419-00-027	04/24/18	\$ 632,641	\$ -	-
Cupertino Union	Santa Clara	Montclair Elementary	57/69419-00-028	04/24/18	\$ 647,975	\$ -	-
Golden Plains Unified	Fresno	Tranquillity High	57/75234-00-005	04/24/18	\$ 1,386,105	\$ -	-
Los Angeles Unified	Los Angeles	Verdugo Hills Senior High	57/64733-00-675	04/25/18	\$ 2,416,917	\$ -	-
Los Angeles Unified	Los Angeles	Gridley Street Elementary	57/64733-00-676	04/25/18	\$ 1,095,306	\$ -	-
Los Angeles Unified	Los Angeles	Sylmar Senior High	57/64733-00-677	04/25/18	\$ 866,850	\$ -	-
Los Angeles Unified	Los Angeles	Taft (William Howard) Senior High	57/64733-00-678	04/25/18	\$ 1,124,582	\$ -	-
Los Angeles Unified	Los Angeles	Reseda Elementary	57/64733-00-679	04/25/18	\$ 685,352	\$ -	-
Los Angeles Unified	Los Angeles	Coldwater Canyon Elementary	57/64733-00-680	04/25/18	\$ 3,245,312	\$ -	-
Los Angeles Unified	Los Angeles	Thomas Jefferson Senior High	57/64733-13-010	04/25/18	\$ 1,883,555	\$ -	-
Los Angeles Unified	Los Angeles	Carson Senior High	57/64733-54-027	04/25/18	\$ 6,125,746	\$ -	-
Lakeport Unified	Lake	Clear Lake High	57/64030-00-008	04/26/18	\$ 784,683	\$ -	-
Black Butte Union Elementary	Shasta	Black Butte Elementary	57/69880-00-003	05/01/18	\$ 796,401	\$ -	-
Los Angeles Unified	Los Angeles	Annalee Avenue Elementary	57/64733-00-681	05/02/18	\$ 668,195	\$ -	-
Los Angeles Unified	Los Angeles	Alexander Hamilton Senior High	57/64733-00-682	05/02/18	\$ 1,207,579	\$ -	-
Los Angeles Unified	Los Angeles	Walter Reed Middle	57/64733-00-683	05/02/18	\$ 1,630,748	\$ -	-
Los Angeles Unified	Los Angeles	Downtown Business High	57/64733-00-684	05/02/18	\$ 5,096,247	\$ -	-
Los Angeles Unified	Los Angeles	Joseph Le Conte Middle	57/64733-00-685	05/02/18	\$ 609,029	\$ -	-
Las Virgenes Unified	Los Angeles	Lupin Hill Elementary	57/64683-00-010	05/03/18	\$ 907,224	\$ -	-
Centinela Valley Union High	Los Angeles	Lawndale High	57/64352-00-007	05/04/18	\$ 1,666,540	\$ -	-
Golden Plains Unified	Fresno	Helm Elementary	57/75234-00-006	05/04/18	\$ 273,216	\$ -	-
South San Francisco Unified	San Mateo	Spruce Elementary	57/69070-00-018	05/07/18	\$ 963,293	\$ -	-
South San Francisco Unified	San Mateo	Ponderosa Elementary	57/69070-00-019	05/07/18	\$ 667,709	\$ -	-
Cupertino Union	Santa Clara	Nelson S Dilworth Elementary	57/69419-00-029	05/07/18	\$ 510,003	\$ -	-
Soquel Union Elementary	Santa Cruz	Soquel Elementary	57/69849-00-006	05/07/18	\$ 227,584	\$ -	-
Soquel Union Elementary	Santa Cruz	Santa Cruz Gardens Elementary	57/69849-00-007	05/07/18	\$ 45,993	\$ -	-
Soquel Union Elementary	Santa Cruz	Main Street Elementary	57/69849-00-008	05/07/18	\$ 484,424	\$ -	-
Kelseyville Unified	Lake	Kelseyville High	57/64014-00-002	05/08/18	\$ 3,235,923	\$ -	-
Visalia Unified	Tulare	Goshen Elementary	57/72256-00-023	05/08/18	\$ 1,637,692	\$ -	-
Visalia Unified	Tulare	Mt Whitney High	57/72256-00-024	05/08/18	\$ 1,606,243	\$ -	-
Visalia Unified	Tulare	Redwood High	57/72256-00-025	05/08/18	\$ 673,562	\$ -	-
Visalia Unified	Tulare	Royal Oaks Elementary	57/72256-00-026	05/08/18	\$ 859,384	\$ -	-
Norwalk-La Mirada Unified	Los Angeles	Julia B Morrison Elementary	57/64840-00-030	05/10/18	\$ 178,787	\$ -	-
Oxnard	Ventura	Harrington Elementary	57/72538-00-027	05/10/18	\$ 584,890	\$ -	-
Irvine Unified	Orange	Brywood Elementary	57/73650-00-031	05/10/18	\$ 2,870,668	\$ -	-
Hollister	San Benito	Rancho San Justo	57/67470-00-003	05/11/18	\$ 1,567,920	\$ -	-
Willows Unified	Glenn	Willows High	57/62661-00-005	05/15/18	\$ 2,842,688	\$ -	-
Los Angeles Unified	Los Angeles	Logan Street Elementary	57/64733-00-686	05/15/18	\$ 656,134	\$ -	-
Los Angeles Unified	Los Angeles	Humphreys Avenue Elementary	57/64733-00-687	05/15/18	\$ 6,897,346	\$ -	-
Los Angeles Unified	Los Angeles	Audubon Middle	57/64733-00-688	05/15/18	\$ 3,835,933	\$ -	-
Los Angeles Unified	Los Angeles	Francisco Bravo Medical Magnet High	57/64733-00-689	05/15/18	\$ 1,895,608	\$ -	-
Los Angeles Unified	Los Angeles	Loyola Village Elementary	57/64733-00-690	05/15/18	\$ 561,038	\$ -	-
Los Angeles Unified	Los Angeles	Theodore Roosevelt Senior High	57/64733-05-018	05/15/18	\$ 2,530,954	\$ -	-
Barstow Unified	San Bernardino	Skyline North Elementary	57/67611-00-002	05/16/18	\$ 2,775,233	\$ -	-
Twin Rivers Unified	Sacramento	Pacific Career and Technology High	57/76505-00-059	05/16/18	\$ 2,455,163	\$ -	-
Twin Rivers Unified	Sacramento	Hazel Strauch Elementary	57/76505-00-060	05/16/18	\$ 1,475,739	\$ -	-
Twin Rivers Unified	Sacramento	Sierra View Elementary	57/76505-00-061	05/16/18	\$ 662,000	\$ -	-
Twin Rivers Unified	Sacramento	Pioneer Elementary	57/76505-00-062	05/16/18	\$ 1,116,763	\$ -	-
Twin Rivers Unified	Sacramento	Kohler Elementary	57/76505-00-063	05/16/18	\$ 540,891	\$ -	-
Coalinga-Huron Unified	Fresno	Sunset Elementary	57/62125-00-009	05/17/18	\$ 1,901,985	\$ -	-
Coalinga-Huron Unified	Fresno	Henry F Bishop Elementary	57/62125-00-010	05/17/18	\$ 654,137	\$ -	-
Hollister	San Benito	Gabilan Hills	57/67470-00-004	05/17/18	\$ 896,187	\$ -	-

SFP APPLICATIONS
 Modernization School Facilities Program
 - Workload as of December 31, 2019 -

District	County	Site Name	Application Number	OPSC Date Received	Estimated State Grant (a)	Financial Hardship (b)	Notification Occurred**
Gravenstein Union Elementary	Sonoma	Gravenstein Elementary	57/70714-00-003	05/17/18	\$ 2,144,261	\$ -	
Wasco Union Elementary	Kern	Palm Avenue Elementary	57/63842-00-004	05/21/18	\$ 949,748	\$ 633,165	
Elk Grove Unified	Sacramento	Union House Elementary	57/67314-00-026	05/21/18	\$ 1,603,056	\$ -	
Tustin Unified	Orange	Robert Heideman Elementary	57/73643-00-022	05/21/18	\$ 2,913,416	\$ -	
Konocti Unified	Lake	Konocti Education Center	57/64022-00-012	05/22/18	\$ 872,113	\$ -	
Los Angeles Unified	Los Angeles	Charles Maclay Middle	57/64733-00-691	05/22/18	\$ 2,688,503	\$ -	
Los Angeles Unified	Los Angeles	Forty-Ninth Street Elementary	57/64733-00-692	05/22/18	\$ 551,314	\$ -	
Los Angeles Unified	Los Angeles	Apperson Street Elementary	57/64733-00-693	05/22/18	\$ 838,001	\$ -	
Los Angeles Unified	Los Angeles	Los Angeles High	57/64733-00-694	05/22/18	\$ 3,975,731	\$ -	
Los Angeles Unified	Los Angeles	Garden Grove Elementary	57/64733-00-695	05/22/18	\$ 711,536	\$ -	
Round Valley Unified	Mendocino	Round Valley High	57/65607-00-001	05/22/18	\$ 1,003,579	\$ -	
Round Valley Unified	Mendocino	Round Valley Elementary	57/65607-00-002	05/22/18	\$ 1,554,144	\$ -	
Jurupa Unified	Riverside	Glen Avon Elementary	57/67090-00-015	05/22/18	\$ 3,271,033	\$ -	
Grossmont Union High	San Diego	Valhalla High	57/68130-12-001	05/22/18	\$ 424,477	\$ -	
San Dieguito Union High	San Diego	Torrey Pines High	57/68346-00-007	05/22/18	\$ 13,663,077	\$ -	
Morgan Hill Unified	Santa Clara	Paradise Valley Engineering Academy	57/69583-00-012	05/22/18	\$ 2,318,970	\$ -	
Morgan Hill Unified	Santa Clara	Paradise Valley Engineering Academy	57/69583-00-013	05/22/18	\$ 614,091	\$ -	
Oxnard	Ventura	Lemonwood Elementary	57/72538-00-028	05/24/18	\$ 818,846	\$ -	
Elk Grove Unified	Sacramento	John Reith Elementary	57/67314-00-027	05/25/18	\$ 2,635,486	\$ -	
Los Angeles Unified	Los Angeles	Emerson (Ralph Waldo) Junior M	57/64733-00-696	05/29/18	\$ 1,002,746	\$ -	
Los Angeles Unified	Los Angeles	Johnnie Cochran, Jr, Middle	57/64733-00-697	05/29/18	\$ 2,116,017	\$ -	
Los Angeles Unified	Los Angeles	North Hollywood Senior High	57/64733-22-014	05/29/18	\$ 3,567,845	\$ -	
West Covina Unified	Los Angeles	West Covina High	57/65094-00-014	05/30/18	\$ 4,443,279	\$ -	
San Juan Unified	Sacramento	Fair Oaks Elementary	57/67447-00-063	05/30/18	\$ 1,347,587	\$ -	
Hollister	San Benito	R O Hardin Elementary	57/67470-00-005	05/30/18	\$ 4,306,262	\$ -	
Atascadero Unified	San Luis Obispo	Santa Margarita Elementary	57/68700-00-007	05/30/18	\$ 2,043,520	\$ -	
Santa Ana Unified	Orange	Washington Elementary	57/66670-00-053	05/31/18	\$ 4,236,001	\$ -	
Cambrian	Santa Clara	Ida Price Middle	57/69385-00-014	06/04/18	\$ 2,259,551	\$ -	
Cambrian	Santa Clara	Steindorf STEAM K-8 Magnet	57/69385-00-015	06/04/18	\$ 2,739,367	\$ -	
Cambrian	Santa Clara	Bagby Elementary	57/69385-00-016	06/04/18	\$ 410,783	\$ -	
Cambrian	Santa Clara	Farnham Elementary	57/69385-00-017	06/04/18	\$ 874,369	\$ -	
Cambrian	Santa Clara	Fammatre Elementary	57/69385-00-018	06/04/18	\$ 884,080	\$ -	
Dublin Unified	Alameda	Murray Elementary	57/75093-00-011	06/05/18	\$ 2,238,407	\$ -	
Clovis Unified	Fresno	Lincoln Elementary	57/62117-00-057	06/06/18	\$ 616,620	\$ -	
Dublin Unified	Alameda	Wells Middle	57/75093-00-012	06/06/18	\$ 1,048,020	\$ -	
Dublin Unified	Alameda	Wells Middle	57/75093-00-013	06/06/18	\$ 1,870,401	\$ -	
Dublin Unified	Alameda	Dublin Elementary	57/75093-00-014	06/06/18	\$ 2,924,401	\$ -	
Galt Joint Union High	Sacramento	Galt High	57/67355-00-002	06/08/18	\$ 4,162,983	\$ -	
San Bernardino City Unified	San Bernardino	San Bernardino High	57/67876-00-108	06/12/18	\$ 2,511,541	\$ -	
Los Angeles Unified	Los Angeles	Cienega Elementary	57/64733-00-698	06/13/18	\$ 1,370,920	\$ -	
Los Angeles Unified	Los Angeles	Canoga Park Senior High	57/64733-00-699	06/13/18	\$ 4,964,944	\$ -	
Los Angeles Unified	Los Angeles	Harrison Street Elementary	57/64733-00-700	06/13/18	\$ 1,024,516	\$ -	
Riverdale Joint Unified	Fresno	Riverdale Elementary	57/75408-00-006	06/14/18	\$ 690,356	\$ -	
Tracy Joint Unified	San Joaquin	Central Elementary	57/75499-00-012	06/14/18	\$ 2,987,345	\$ -	
Solana Beach Elementary	San Diego	Solana Highlands Elementary	57/68387-00-003	06/15/18	\$ 2,573,516	\$ -	
Barstow Unified	San Bernardino	Barstow Fine Arts Academy (formerly Barstow Intermediate)	57/67611-00-003	06/18/18	\$ 4,053,288	\$ -	
Pleasant View Elementary	Tulare	Pleasant View Elementary	57/72058-00-002	06/18/18	\$ 1,278,676	\$ 852,451	
Twin Rivers Unified	Sacramento	Harmon Johnson Elementary	57/76505-00-064	06/19/18	\$ 4,102,973	\$ -	
Centralia Elementary	Orange	George B Miller Elementary	57/66472-00-011	06/22/18	\$ 332,218	\$ -	
Centralia Elementary	Orange	Raymond Temple Elementary	57/66472-00-012	06/22/18	\$ 687,831	\$ -	
Grossmont Union High	San Diego	El Cajon Valley High	57/68130-00-028	06/22/18	\$ 3,143,831	\$ -	
Sweetwater Union High	San Diego	Bonita Vista Middle	57/68411-00-049	06/25/18	\$ 1,419,295	\$ -	
San Marcos Unified	San Diego	La Costa Meadows Elementary	57/73791-00-008	06/25/18	\$ 4,494,708	\$ -	
Colton Joint Unified	San Bernardino	Michael D'Arcy Elementary	57/67686-00-025	06/26/18	\$ 607,820	\$ -	
San Ramon Valley Unified	Contra Costa	California High	57/61804-00-034	06/28/18	\$ 3,194,794	\$ -	
Clovis Unified	Fresno	Alta Sierra Intermediate	57/62117-00-058	06/28/18	\$ 4,357,733	\$ -	
Santa Ana Unified	Orange	Garfield Elementary	57/66670-00-054	06/28/18	\$ 3,245,002	\$ -	
Grossmont Union High	San Diego	West Hills High	57/68130-00-029	06/28/18	\$ 6,613,614	\$ -	
Rescue Union Elementary	El Dorado	Lake Forest Elementary	57/61978-00-004	06/29/18	\$ 1,988,626	\$ -	
Western Placer Unified	Placer	Glen Edwards Middle	57/66951-00-003	06/29/18	\$ 5,187,814	\$ -	
Wright Elementary	Sonoma	J X Wilson Elementary	57/71035-00-003	07/03/18	\$ 290,190	\$ -	
Hydesville Elementary	Humboldt	Hydesville Elementary	57/62885-00-002	07/06/18	\$ 259,295	\$ -	

SFP APPLICATIONS
 Modernization School Facilities Program
 - Workload as of December 31, 2019 -

District	County	Site Name	Application Number	OPSC Date Received	Estimated State Grant (a)	Financial Hardship (b)	Notification Occurred**
Elk Grove Unified	Sacramento	Samuel Jackman Middle	57/67314-00-028	07/09/18	\$ 3,294,373	\$ -	
Elk Grove Unified	Sacramento	Eddy Middle School	57/67314-00-029	07/09/18	\$ 4,124,718	\$ -	
Elk Grove Unified	Sacramento	David Reese Elementary	57/67314-00-030	07/09/18	\$ 1,585,986	\$ -	
Elk Grove Unified	Sacramento	Jackson Elementary	57/67314-00-031	07/09/18	\$ 1,792,428	\$ -	
Elk Grove Unified	Sacramento	Florin Elementary	57/67314-00-032	07/10/18	\$ 2,821,509	\$ -	
Los Angeles Unified	Los Angeles	Dodson Middle School	57/64733-20-020	07/11/18	\$ 2,394,270	\$ -	
Muroc Joint Unified	Kern	Boron Junior-Senior High	57/63685-00-010	07/12/18	\$ 3,108,287	\$ -	
Del Norte County Unified	Del Norte	Joe Hamilton Elementary	57/61820-00-007	07/13/18	\$ 500,295	\$ -	
Golden Plains Unified	Fresno	San Joaquin Elementary	57/75234-00-007	07/13/18	\$ 3,776,997	\$ -	
Imperial County Office of Education	Imperial	De Anza 9th Grade Academy	57/10132-00-002	07/16/18	\$ 319,723	\$ 213,149	
Elk Grove Unified	Sacramento	Florin High	57/67314-00-033	07/16/18	\$ 6,021,182	\$ -	
Solana Beach Elementary	San Diego	Skyline Elementary	57/68387-00-004	07/17/18	\$ 591,537	\$ -	
Firebaugh-Las Deltas Unified	Fresno	Firebaugh Middle	57/73809-00-006	07/17/18	\$ 513,079	\$ -	
Norwalk-La Mirada Unified	Los Angeles	Los Alisos Middle	57/64840-00-031	07/18/18	\$ 1,508,943	\$ -	
Fountain Valley Elementary	Orange	Masuda (Kazuo) Middle	57/66498-00-012	07/19/18	\$ 2,829,122	\$ -	
La Honda-Pescadero Unified	San Mateo	La Honda Elementary	57/68940-00-001	07/19/18	\$ 769,626	\$ -	
Sequoia Union High	San Mateo	Sequoia High	57/69062-00-038	07/19/18	\$ 2,850,756	\$ -	
Franklin-McKinley Elementary	Santa Clara	Windmill Springs Elementary	57/69450-00-011	07/19/18	\$ 2,646,603	\$ -	
Franklin-McKinley Elementary	Santa Clara	Windmill Springs Elementary	57/69450-00-012	07/19/18	\$ 577,483	\$ -	
Torrance Unified	Los Angeles	Edward J Richardson Middle	57/65060-00-046	07/20/18	\$ 855,104	\$ -	
Ocean View Elementary	Orange	Westmont Elementary	57/66613-00-023	07/20/18	\$ 148,414	\$ -	
William S. Hart Union High	Los Angeles	Sierra Vista Junior High	57/65136-00-011	07/24/18	\$ 121,354	\$ -	
Fullerton Joint Union High	Orange	La Habra High	57/66514-00-021	07/24/18	\$ 964,915	\$ -	
Atascadero Unified	San Luis Obispo	Atascadero High	57/68700-00-008	07/24/18	\$ 1,343,650	\$ -	
Fairfield-Suisun Unified	Solano	Fairview Elementary	57/70540-00-018	07/24/18	\$ 2,802,793	\$ -	
Fairfield-Suisun Unified	Solano	Grange Middle	57/70540-00-019	07/24/18	\$ 1,245,177	\$ -	
Dublin Unified	Alameda	Dublin Elementary	57/75093-00-015	07/24/18	\$ 1,034,478	\$ -	
Norwalk-La Mirada Unified	Los Angeles	Arlie F Hutchinson Middle	57/64840-00-032	07/26/18	\$ 790,339	\$ -	
Norwalk-La Mirada Unified	Los Angeles	Gardenhill Elementary	57/64840-00-033	07/26/18	\$ 197,889	\$ -	
Garden Grove Unified	Orange	Merton E Hill Elementary	57/66522-00-087	07/26/18	\$ 228,917	\$ -	
Garden Grove Unified	Orange	C C Violette Elementary	57/66522-00-088	07/26/18	\$ 697,426	\$ -	
Garden Grove Unified	Orange	Heritage Elementary	57/66522-00-089	07/26/18	\$ 794,110	\$ -	
Oxnard Elementary	Ventura	Elm Street Elementary	57/72538-00-029	07/27/18	\$ 404,879	\$ -	
Oxnard Elementary	Ventura	McKinna Elementary	57/72538-00-030	07/27/18	\$ 467,912	\$ -	
Healdsburg Unified	Sonoma	Healdsburg Junior High	57/75390-00-003	07/30/18	\$ 2,573,598	\$ -	
Healdsburg Unified	Sonoma	Healdsburg High	57/75390-00-004	07/30/18	\$ 5,546,148	\$ -	
Barstow Unified	San Bernardino	Barstow Junior High	57/67611-00-004	07/31/18	\$ 5,061,294	\$ -	
Natomas Unified	Sacramento	Jefferson Elementary	57/75283-00-005	07/31/18	\$ 2,663,525	\$ -	
Los Angeles Unified	Los Angeles	Walnut Park Elementary	57/64733-00-701	08/01/18	\$ 454,404	\$ -	
Los Angeles Unified	Los Angeles	Fairfax Senior High	57/64733-00-702	08/01/18	\$ 1,160,178	\$ -	
Anaheim Union High	Orange	John F Kennedy High	57/66431-00-018	08/02/18	\$ 1,533,622	\$ -	
Anaheim Union High	Orange	John F Kennedy High	57/66431-00-019	08/02/18	\$ 1,942,357	\$ -	
Exeter Unified	Tulare	Wilson Middle	57/76836-00-001	08/02/18	\$ 988,148	\$ -	
Konociti Unified	Lake	Lower Lake Elementary	57/64022-00-013	08/06/18	\$ 2,618,613	\$ -	
Pomona Unified	Los Angeles	Alcott Elementary	57/64907-00-032	08/06/18	\$ 583,195	\$ -	
Pomona Unified	Los Angeles	Washington Elementary	57/64907-00-033	08/07/18	\$ 1,677,895	\$ -	
Newcastle Elementary	Placer	Newcastle Elementary	57/66852-00-002	08/07/18	\$ 756,513	\$ 504,342	
Los Nietos Elementary	Los Angeles	Los Nietos Middle	57/64758-00-005	08/08/18	\$ 4,492,891	\$ -	
Whittier City Elementary	Los Angeles	Walter F Dexter Middle	57/65110-00-014	08/08/18	\$ 4,321,829	\$ -	
Saddleback Valley Unified	Orange	Portola Hills Elementary	57/73635-00-040	08/08/18	\$ 4,443,161	\$ -	
Berkeley Unified	Alameda	John Muir Elementary	57/61143-00-018	08/09/18	\$ 2,594,312	\$ -	
Chico Unified	Butte	Neal Dow Elementary	57/61424-00-006	08/10/18	\$ 2,038,050	\$ -	
Chico Unified	Butte	Marigold Elementary	57/61424-00-007	08/10/18	\$ 2,585,715	\$ -	
Chico Unified	Butte	Loma Vista	57/61424-00-008	08/10/18	\$ 246,682	\$ -	
Chico Unified	Butte	Shasta Elementary	57/61424-00-009	08/10/18	\$ 2,133,364	\$ -	
San Antonio Union Elementary	Monterey	San Antonio Elementary	57/66167-00-002	08/13/18	\$ 196,390	\$ -	
Fruitvale Elementary	Kern	Discovery Elementary	57/63479-00-003	08/14/18	\$ 3,053,627	\$ -	
Fruitvale Elementary	Kern	Quailwood Elementary	57/63479-00-004	08/14/18	\$ 98,944	\$ -	
Fruitvale Elementary	Kern	Fruitvale Junior High	57/63479-00-005	08/14/18	\$ 944,020	\$ -	
Roberts Ferry Union Elementary	Stanislaus	Roberts Ferry Union Elementary	57/71233-00-002	08/15/18	\$ 53,085	\$ 35,390	
Los Angeles Unified	Los Angeles	Widney (Joseph Pomeroy) High	58/64733-00-004*	08/15/18	\$ 464,881	\$ -	
Willows Unified	Glenn	Willows Intermediate	57/62661-00-006	08/17/18	\$ 587,603	\$ -	

SFP APPLICATIONS
 Modernization School Facilities Program
 - Workload as of December 31, 2019 -

District	County	Site Name	Application Number	OPSC Date Received	Estimated State Grant (a)	Financial Hardship (b)	Notification Occurred**
Willows Unified	Glenn	Murdock Elementary	57/62661-00-007	08/17/18	\$ 2,003,968	\$ -	-
Santa Ana Unified	Orange	George Washington Carver Elementary	57/66670-00-055	08/17/18	\$ 2,972,873	\$ -	-
Irvine Unified	Orange	Canyon View Elementary	57/73650-00-032	08/17/18	\$ 1,671,074	\$ -	-
Hughson Unified	Stanislaus	Emilie J Ross Middle	57/75549-00-004	08/17/18	\$ 422,593	\$ -	-
Hughson Unified	Stanislaus	Hughson Elementary	57/75549-00-005	08/17/18	\$ 1,813,478	\$ -	-
Central Union Elementary	Kings	Akers Elementary	57/63883-00-001	08/22/18	\$ 3,604,760	\$ 2,403,173	-
Central Union Elementary	Kings	R J Neutra Elementary	57/63883-00-002	08/22/18	\$ 334,924	\$ 223,283	-
Central Union Elementary	Kings	Central Elementary	57/63883-00-003	08/22/18	\$ 210,870	\$ 140,580	-
Central Union Elementary	Kings	Stratford Elementary	57/63883-00-004	08/22/18	\$ 204,582	\$ 136,388	-
San Dieguito Union High	San Diego	San Dieguito High Academy	57/68346-00-008	08/23/18	\$ 5,284,508	\$ -	-
Ballico-Cressey Elementary	Merced	Ballico Elementary	57/65649-00-001	08/24/18	\$ 1,457,146	\$ 971,431	-
Ballico-Cressey Elementary	Merced	Cressey Elementary	57/65649-00-002	08/24/18	\$ 796,291	\$ 530,861	-
Huntington Beach City Elementary	Orange	Ralph E Hawes Elementary	57/66530-00-019	08/24/18	\$ 878,806	\$ -	-
Tahoe-Truckee Unified	Placer	Kings Beach Elementary	57/66944-00-015	08/29/18	\$ 1,334,568	\$ -	-
Irvine Unified	Orange	Meadow Park Elementary	57/73650-00-033	08/29/18	\$ 2,526,142	\$ -	-
Lake Elementary	Glenn	Lake Elementary	57/62596-00-002	08/30/18	\$ 199,611	\$ 133,074	-
Rescue Union Elementary	El Dorado	Marina Village Middle	57/61978-00-005	08/31/18	\$ 3,517,807	\$ -	-
Nevada Joint Union High	Nevada	Bear River High	57/66357-00-011	08/31/18	\$ 1,701,785	\$ -	-
Nevada Joint Union High	Nevada	Nevada Union High	57/66357-00-012	08/31/18	\$ 2,688,984	\$ -	-
Galt Joint Union High	Sacramento	Galt High	57/67355-00-003	09/04/18	\$ 6,409,302	\$ -	-
Golden Plains Unified	Fresno	Tranquillity Elementary	57/75234-00-008	09/04/18	\$ 292,319	\$ -	-
Anaheim Union High	Orange	Dale Junior High	57/66431-00-020	09/05/18	\$ 2,140,488	\$ -	-
Alta Loma Elementary	San Bernardino	Hermosa Elementary	57/67595-00-007	09/05/18	\$ 2,690,494	\$ -	-
Alta Loma Elementary	San Bernardino	Deer Canyon Elementary	57/67595-00-008	09/05/18	\$ 2,877,659	\$ -	-
Central Union High	Imperial	Southwest High	57/63115-00-004	09/06/18	\$ 1,517,899	\$ -	-
Robla Elementary	Sacramento	Main Avenue Elementary	57/67421-00-002	09/06/18	\$ 1,349,608	\$ -	-
Campbell Union High	Santa Clara	Branham High	57/69401-00-022	09/06/18	\$ 1,886,758	\$ -	-
Jacoby Creek Elementary	Humboldt	Jacoby Creek	57/62893-00-002	09/07/18	\$ 226,432	\$ 150,955	-
Twin Rivers Unified	Sacramento	Vineland Elementary	57/76505-00-065	09/07/18	\$ 987,407	\$ -	-
Clovis Unified	Fresno	Liberty Elementary	57/62117-00-059	09/10/18	\$ 2,193,297	\$ -	-
Ripon Unified	San Joaquin	Colony Oak Elementary	57/68650-00-004	09/10/18	\$ 2,462,491	\$ -	-
South San Francisco Unified	San Mateo	Westborough Middle	57/69070-00-020	09/12/18	\$ 304,412	\$ -	-
Gilroy Unified	Santa Clara	Gilroy High	57/69484-00-009	09/12/18	\$ 919,980	\$ -	-
Anaheim Union High	Orange	Savanna High	57/66431-00-022	09/13/18	\$ 3,673,572	\$ -	-
Tahoe-Truckee Unified	Placer	Donner Trail Elementary	57/66944-00-016	09/13/18	\$ 326,254	\$ -	-
Berkeley Unified	Alameda	Berkeley High	57/61143-00-019	09/14/18	\$ 17,680,064	\$ -	-
Berkeley Unified	Alameda	Jefferson Elementary	57/61143-00-020	09/14/18	\$ 841,012	\$ -	-
Burbank Unified	Los Angeles	George Washington Elementary	57/64337-00-021	09/14/18	\$ 565,643	\$ -	-
Burbank Unified	Los Angeles	Theodore Roosevelt Elementary	57/64337-00-022	09/14/18	\$ 1,282,669	\$ -	-
Castro Valley Unified	Alameda	Canyon Middle	57/61150-00-025	09/17/18	\$ 1,369,317	\$ -	-
Colton Joint Unified	San Bernardino	Colton Middle	57/67686-00-026	09/17/18	\$ 2,585,057	\$ -	-
Franklin-McKinley Elementary	Santa Clara	G W Hellyer Elementary	57/69450-00-013	09/17/18	\$ 1,394,725	\$ -	-
Washington Colony Elementary	Fresno	Washington Colony Elementary	57/62513-00-002	09/18/18	\$ 169,187	\$ 112,791	-
Elk Grove Unified	Sacramento	Union House Elementary	57/67314-00-034	09/18/18	\$ 1,338,228	\$ -	-
Kings River Union Elementary	Tulare	Kings River Elementary	57/71969-00-002	09/18/18	\$ 192,184	\$ 128,122	-
Anaheim Union High	Orange	Oxford Academy	57/66431-00-023	09/19/18	\$ 2,216,299	\$ -	-
Twin Rivers Unified	Sacramento	Frederick Joyce Elementary	57/76505-00-066	09/19/18	\$ 3,874,280	\$ -	-
Yuba County Office of Education	Yuba	Goldfield School (Sdl)	57/10587-00-003	09/20/18	\$ 367,576	\$ 245,051	-
Live Oak Unified	Sutter	Live Oak Middle	57/71399-00-002	09/21/18	\$ 1,003,548	\$ -	-
Live Oak Unified	Sutter	Luther Elementary	57/71399-00-003	09/21/18	\$ 610,682	\$ -	-
Clear Creek Elementary	Nevada	Clear Creek Elementary	57/66324-00-002	09/24/18	\$ 39,656	\$ 26,437	-
Anaheim Elementary	Orange	Marshall (John) Elementary	57/66423-00-032	09/24/18	\$ 8,260,797	\$ -	-
Berkeley Unified	Alameda	Willard Middle	57/61143-00-021	09/25/18	\$ 1,854,825	\$ -	-
Monroe Elementary	Fresno	Monroe Elementary	57/62323-00-001	09/25/18	\$ 153,017	\$ 102,011	-
Lakeport Unified	Lake	Terrace Middle	57/64030-00-009	09/25/18	\$ 1,743,589	\$ -	-
Fairfield-Suisun Unified	Solano	Dan O Root Elementary	57/70540-00-020	09/25/18	\$ 3,261,347	\$ -	-
Riverside Unified	Riverside	Polytechnic High	57/67215-00-035	09/26/18	\$ 3,692,426	\$ -	-
Pomona Unified	Los Angeles	Diamond Point Elementary	57/64907-00-034	09/27/18	\$ 468,070	\$ -	-
Pomona Unified	Los Angeles	Montvue Elementary	57/64907-00-035	09/27/18	\$ 472,591	\$ -	-
Folsom-Cordova Unified	Sacramento	Oak Chan Elementary	57/67330-21-006	09/28/18	\$ 2,362,326	\$ -	-
Ripon Unified	San Joaquin	Weston Elementary	57/68650-00-005	09/28/18	\$ 2,288,270	\$ -	-
Roseville Joint Union High	Placer	Oakmont High	57/66928-00-004	10/01/18	\$ 2,152,365	\$ -	-

SFP APPLICATIONS
 Modernization School Facilities Program
 - Workload as of December 31, 2019 -

District	County	Site Name	Application Number	OPSC Date Received	Estimated State Grant (a)	Financial Hardship (b)	Notification Occurred**
San Ramon Valley Unified	Contra Costa	Montevideo Elementary	57/61804-00-035	10/02/18	\$ 2,858,942	\$ -	-
Norwalk-La Mirada Unified	Los Angeles	Norwalk High	57/64840-00-034	10/03/18	\$ 1,726,535	\$ -	-
San Ramon Valley Unified	Contra Costa	Green Valley Elementary	57/61804-00-036	10/04/18	\$ 3,312,817	\$ -	-
Grossmont Union High	San Diego	Grossmont High	57/68130-00-030	10/05/18	\$ 3,110,103	\$ -	-
Grossmont Union High	San Diego	Helix High	57/68130-00-031	10/08/18	\$ 3,895,700	\$ -	-
Alameda Unified	Alameda	Edison Elementary	57/61119-00-020	10/09/18	\$ 974,685	\$ -	-
San Ramon Valley Unified	Contra Costa	Golden View Elementary	57/61804-00-037	10/09/18	\$ 3,191,788	\$ -	-
Westside Elementary	Fresno	Westside Elementary	57/62547-00-001	10/09/18	\$ 160,144	\$ 106,763	-
Compton Unified	Los Angeles	Centennial High	57/73437-01-042	10/10/18	\$ 855,992	\$ -	-
Compton Unified	Los Angeles	Dominguez High	57/73437-01-043	10/10/18	\$ 1,833,817	\$ -	-
San Ramon Valley Unified	Contra Costa	Rancho Romero Elementary	57/61804-00-038	10/12/18	\$ 659,074	\$ -	-
Alvina Elementary	Fresno	Alvina Elementary Charter	57/61994-00-001	10/12/18	\$ 125,412	\$ 83,608	-
Grossmont Union High	San Diego	Granite Hills High	57/68130-00-032	10/12/18	\$ 1,031,181	\$ -	-
San Marcos Unified	San Diego	San Marcos Middle	57/73791-00-009	10/15/18	\$ 2,917,239	\$ -	-
Alview-Dairyland Union Elementary	Madera	Alview Elementary	57/65177-00-003	10/16/18	\$ 126,175	\$ 84,116	-
Alview-Dairyland Union Elementary	Madera	Dairyland Elementary	57/65177-00-004	10/16/18	\$ 137,620	\$ 91,747	-
San Diego Unified	San Diego	Logan K-8	57/68338-00-231	10/16/18	\$ 2,655,019	\$ -	-
Nevada Joint Union High	Nevada	Bear River High	57/66357-00-013	10/17/18	\$ 894,488	\$ -	-
Nevada Joint Union High	Nevada	Bear River High	57/66357-00-014	10/17/18	\$ 1,538,138	\$ -	-
Anaheim Union High	Orange	Polaris High (Alternative)	57/66431-00-024	10/17/18	\$ 3,621,798	\$ -	-
Visalia Unified	Tulare	Ivanhoe Elementary	57/72256-00-027	10/17/18	\$ 2,980,599	\$ -	-
Visalia Unified	Tulare	Washington Elementary	57/72256-00-028	10/17/18	\$ 1,855,395	\$ -	-
Visalia Unified	Tulare	Crowley Elementary	57/72256-00-029	10/17/18	\$ 3,280,063	\$ -	-
Contra Costa County Office of Education	Contra Costa	Liberty High	57/10074-00-004	10/18/18	\$ 160,969	\$ 107,312	-
Chicago Park Elementary	Nevada	Chicago Park Elementary	57/66316-00-002	10/18/18	\$ 21,527	\$ 14,351	-
Chicago Park Elementary	Nevada	Chicago Park Community Charter	57/66316-00-003	10/18/18	\$ 42,717	\$ 28,478	-
Rescue Union Elementary	El Dorado	Green Valley Elementary	57/61978-00-006	10/22/18	\$ 2,690,494	\$ -	-
Alta Loma Elementary	San Bernardino	Vineyard Junior High	57/67595-00-009	10/22/18	\$ 3,973,736	\$ -	-
Alta Loma Elementary	San Bernardino	Victoria Groves Elementary	57/67595-00-010	10/23/18	\$ 2,716,628	\$ -	-
Long Beach Unified	Los Angeles	Webster Elementary	57/64725-00-022	10/24/18	\$ 4,070,543	\$ -	-
Davis Joint Unified	Yolo	Cesar Chavez Elementary	57/72678-00-015	10/24/18	\$ 1,251,636	\$ -	-
Lafayette Elementary	Contra Costa	M H Stanley Middle	57/61713-00-005	10/25/18	\$ 3,057,118	\$ -	-
Lafayette Elementary	Contra Costa	Lafayette Elementary	57/61713-00-006	10/25/18	\$ 201,590	\$ -	-
Lafayette Elementary	Contra Costa	Happy Valley Elementary	57/61713-00-007	10/25/18	\$ 802,496	\$ -	-
Long Beach Unified	Los Angeles	Mann Elementary	57/64725-00-023	10/25/18	\$ 1,187,052	\$ -	-
Long Beach Unified	Los Angeles	Lindsey Academy	57/64725-00-024	10/25/18	\$ 2,263,506	\$ -	-
Long Beach Unified	Los Angeles	Garfield Elementary	57/64725-00-025	10/25/18	\$ 2,719,384	\$ -	-
Long Beach Unified	Los Angeles	Stephens Middle	57/64725-00-026	10/25/18	\$ 3,365,831	\$ -	-
Long Beach Unified	Los Angeles	Rogers Middle	57/64725-00-027	10/25/18	\$ 1,501,644	\$ -	-
Long Beach Unified	Los Angeles	Lowell Elementary	57/64725-00-028	10/25/18	\$ 6,454,309	\$ -	-
Long Beach Unified	Los Angeles	Kettering Elementary	57/64725-00-029	10/25/18	\$ 2,974,945	\$ -	-
Long Beach Unified	Los Angeles	Jefferson Leadership Academies	57/64725-00-030	10/25/18	\$ 10,307,408	\$ -	-
Long Beach Unified	Los Angeles	McKinley Elementary	57/64725-00-031	10/25/18	\$ 4,860,576	\$ -	-
Napa Valley Unified	Napa	River Charter	57/66266-00-031	10/25/18	\$ 725,438	\$ -	-
Cupertino Union	Santa Clara	John F Kennedy Middle	57/69419-00-030	10/26/18	\$ 1,171,653	\$ -	-
Sylvan Union Elementary	Stanislaus	Orchard Elementary	57/71290-00-009	10/26/18	\$ 2,920,825	\$ -	-
Sylvan Union Elementary	Stanislaus	Sylvan Elementary	57/71290-00-010	10/26/18	\$ 2,914,989	\$ -	-
Castro Valley Unified	Alameda	Castro Valley High	57/61150-00-026	10/29/18	\$ 2,534,802	\$ -	-
Dixie Elementary	Marin	Dixie Elementary	57/65318-00-005	10/29/18	\$ 1,046,163	\$ -	-
Dixie Elementary	Marin	Mary E Silveira Elementary	57/65318-00-006	10/29/18	\$ 1,672,947	\$ -	-
Dixie Elementary	Marin	Vallecito Elementary	57/65318-00-007	10/29/18	\$ 2,100,176	\$ -	-
Grossmont Union High	San Diego	Monte Vista High	57/68130-00-033	10/29/18	\$ 182,570	\$ -	-
Monterey Peninsula Unified	Monterey	Central Coast High	57/66092-00-027	10/30/18	\$ 753,791	\$ -	-
Orange Unified	Orange	Orange High	57/66621-00-054	10/30/18	\$ 4,111,981	\$ -	-
Tahoe-Truckee Unified	Placer	Truckee Elementary	57/66944-00-017	10/30/18	\$ 2,843,377	\$ -	-
South San Francisco Unified	San Mateo	Junipero Serra Elementary	57/69070-00-021	10/30/18	\$ 719,036	\$ -	-
Coalinga-Huron Unified	Fresno	Coalinga High	57/62125-00-011	10/31/18	\$ 2,081,923	\$ -	-
Central Union High	Imperial	Central Union High	57/63115-00-005	10/31/18	\$ 7,303,418	\$ 4,868,945	-
McSwain Union Elementary	Merced	McSwain Elementary	57/65763-00-004	10/31/18	\$ 1,413,052	\$ 942,035	-
San Juan Unified	Sacramento	Dyer-Kelly Elementary	57/67447-00-064	10/31/18	\$ 941,416	\$ -	-
San Juan Unified	Sacramento	Greer Elementary	57/67447-00-065	10/31/18	\$ 731,760	\$ -	-
San Ramon Valley Unified	Contra Costa	Vista Grande Elementary	57/61804-00-039	11/01/18	\$ 650,568	\$ -	-

SFP APPLICATIONS
 Modernization School Facilities Program
 - Workload as of December 31, 2019 -

District	County	Site Name	Application Number	OPSC Date Received	Estimated State Grant (a)	Financial Hardship (b)	Notification Occurred**
Centralia Elementary	Orange	Buena Terra Elementary	57/66472-00-013	11/02/18	\$ 102,941	\$ -	-
Corcoran Joint Unified	Kings	Corcoran High	57/63891-00-013	11/05/18	\$ 1,150,070	\$ -	-
Long Beach Unified	Los Angeles	Lakewood High	57/64725-00-032	11/06/18	\$ 2,119,315	\$ -	-
Long Beach Unified	Los Angeles	Riley Elementary	57/64725-00-033	11/06/18	\$ 5,656,656	\$ -	-
Long Beach Unified	Los Angeles	MacArthur Elementary	57/64725-00-034	11/06/18	\$ 4,787,307	\$ -	-
Caruthers Unified	Fresno	Caruthers Elementary	57/75598-00-004	11/06/18	\$ 4,296,680	\$ -	-
Clovis Unified	Fresno	Clovis East High	57/62117-00-060	11/07/18	\$ 4,150,531	\$ -	-
Clovis Unified	Fresno	Reyburn Intermediate	57/62117-00-061	11/07/18	\$ 2,134,400	\$ -	-
Carpinteria Unified	Santa Barbara	Carpinteria Senior High	57/69146-00-005	11/08/18	\$ 2,701,648	\$ -	-
Carpinteria Unified	Santa Barbara	Carpinteria Senior High	57/69146-00-006	11/08/18	\$ 4,918,787	\$ -	-
Fairfield-Suisun Unified	Solano	E Ruth Sheldon Academy of Innovative Learning	57/70540-00-021	11/08/18	\$ 2,257,059	\$ -	-
Jurupa Unified	Riverside	West Riverside Elementary	57/67090-00-016	11/09/18	\$ 3,725,685	\$ -	-
Val Verde Unified	Riverside	Rancho Verde High	57/75242-00-003	11/09/18	\$ 12,507,420	\$ -	-
Galt Joint Union Elementary	Sacramento	Valley Oaks Elementary	57/67348-00-002	11/13/18	\$ 3,144,369	\$ -	-
Mountain View Whisman	Santa Clara	Gabriela Mistral Elementary	57/69591-00-005	11/13/18	\$ 2,919,174	\$ -	-
Centralia Elementary	Orange	Danbrook Elementary	57/66472-00-014	11/14/18	\$ 193,776	\$ -	-
Santa Ana Unified	Orange	Valley High	57/66670-00-056	11/14/18	\$ 2,414,147	\$ -	-
Western Placer Unified	Placer	Lincoln High	57/66951-00-004	11/14/18	\$ 5,731,319	\$ -	-
San Rafael City High	Marin	San Rafael High	57/65466-00-005	11/16/18	\$ 1,721,260	\$ -	-
Chino Valley Unified	San Bernardino	Oak Ridge Elementary	57/67678-00-024	11/16/18	\$ 3,248,313	\$ -	-
Chino Valley Unified	San Bernardino	Gerald F Litel Elementary	57/67678-00-025	11/16/18	\$ 2,769,885	\$ -	-
Chino Valley Unified	San Bernardino	Howard Cattle Elementary	57/67678-00-026	11/16/18	\$ 3,393,365	\$ -	-
Carpinteria Unified	Santa Barbara	Carpinteria Junior High	57/69146-00-007	11/16/18	\$ 728,598	\$ -	-
Cutler-Orosi Joint Unified	Tulare	Cutler Elementary	57/71860-00-013	11/19/18	\$ 2,648,382	\$ -	-
Twin Rivers Unified	Sacramento	Creative Connections Arts Academy	57/76505-00-067	11/19/18	\$ 214,532	\$ -	-
Long Beach Unified	Los Angeles	Cleveland Elementary	57/64725-00-035	11/20/18	\$ 1,198,670	\$ -	-
Long Beach Unified	Los Angeles	Longfellow Elementary	57/64725-00-036	11/20/18	\$ 1,748,164	\$ -	-
Carpinteria Unified	Santa Barbara	Aliso Elementary	57/69146-00-008	11/20/18	\$ 491,094	\$ -	-
Ramona City Unified	San Diego	James Dukes Elementary	57/68304-00-005	11/26/18	\$ 347,419	\$ 231,613	-
Ramona City Unified	San Diego	Barnett Elementary	57/68304-00-006	11/26/18	\$ 347,419	\$ 231,613	-
Ramona City Unified	San Diego	Olive Peirce Middle	57/68304-00-007	11/26/18	\$ 653,129	\$ 435,420	-
Ramona City Unified	San Diego	Mt Woodson Elementary	57/68304-00-008	11/26/18	\$ 387,631	\$ 258,420	-
Lucia Mar Unified	San Luis Obispo	Arroyo Grande High	57/68759-00-013	11/27/18	\$ 1,978,891	\$ -	-
West Contra Costa Unified	Contra Costa	Helms Middle	57/61796-00-052	11/28/18	\$ 4,133,414	\$ -	-
William S. Hart Union High	Los Angeles	William S Hart High	57/65136-00-012	11/29/18	\$ 6,141,672	\$ -	-
Carpinteria Unified	Santa Barbara	Canalino Elementary	57/69146-00-009	11/29/18	\$ 3,842,590	\$ -	-
Ocean View	Ventura	Ocean View Junior High	57/72512-00-005	11/29/18	\$ 1,787,081	\$ -	-
Charter Oak Unified	Los Angeles	Willow Elementary	57/64378-00-012	11/30/18	\$ 903,779	\$ -	-
San Juan Unified	Sacramento	Ottomon Way Elementary	57/67447-00-066	12/03/18	\$ 1,837,923	\$ -	-
San Juan Unified	Sacramento	Carriage Drive Elementary	57/67447-00-067	12/03/18	\$ 2,938,487	\$ -	-
San Juan Unified	Sacramento	Twin Lakes Elementary	57/67447-00-068	12/03/18	\$ 2,502,662	\$ -	-
Big Springs Union Elementary	Siskiyou	Big Springs Elementary	57/70185-00-002	12/03/18	\$ 587,555	\$ 391,703	-
Inglewood Unified	Los Angeles	Monroe (Albert F) Magnet Middle School	57/64634-00-003	12/04/18	\$ 2,832,675	\$ -	-
San Rafael City High	Marin	Terra Linda High	57/65466-00-006	12/04/18	\$ 2,142,720	\$ -	-
Kings Canyon Joint Unified	Fresno	Jefferson Elementary	57/62265-00-025	12/05/18	\$ 1,871,766	\$ -	-
Kings Canyon Joint Unified	Fresno	Dunlap Elementary	57/62265-00-026	12/05/18	\$ 1,162,498	\$ -	-
Lafayette Elementary	Contra Costa	Springhill Elementary	57/61713-00-008	12/06/18	\$ 504,351	\$ -	-
Chino Valley Unified	San Bernardino	Ruben S Ayala High	57/67678-00-027	12/06/18	\$ 2,428,639	\$ -	-
Los Angeles Unified	Los Angeles	Reseda High	57/64733-39-009	12/10/18	\$ 948,526	\$ -	-
Los Angeles Unified	Los Angeles	Wilshire Crest Elementary	57/64733-31-008	12/11/18	\$ 1,707,891	\$ -	-
Newport-Mesa Unified	Orange	Mariners Elementary	57/66597-00-043	12/12/18	\$ 853,087	\$ -	-
Alta Loma Elementary	San Bernardino	Floyd M Stork Elementary	57/67595-00-011	12/12/18	\$ 3,041,428	\$ -	-
Alta Loma Elementary	San Bernardino	Floyd M Stork Elementary	57/67595-00-012	12/12/18	\$ 2,899,744	\$ -	-
San Francisco Unified	San Francisco	Wells (Ida B) High	57/68478-63-005	12/13/18	\$ 1,522,603	\$ -	-
Konocti Unified	Lake	Konocti Education Center	57/64022-00-014	12/17/18	\$ 666,518	\$ -	-
Los Angeles Unified	Los Angeles	Lassen Elementary	57/64733-00-703	12/17/18	\$ 906,125	\$ -	-
Monterey Peninsula Unified	Monterey	Seaside High	57/66092-00-028	12/17/18	\$ 420,057	\$ -	-
East Side Union High	Santa Clara	James Lick High	57/69427-00-036	12/17/18	\$ 204,961	\$ -	-
Santa Monica-Malibu Unified	Los Angeles	Franklin Elementary	57/64980-00-016	12/18/18	\$ 604,818	\$ -	-
Campbell Union High	Santa Clara	Westmont High	57/69401-00-023	12/18/18	\$ 441,170	\$ -	-
Santa Monica-Malibu Unified	Los Angeles	Webster Elementary	57/64980-00-017	12/19/18	\$ 146,832	\$ -	-
Santa Monica-Malibu Unified	Los Angeles	Roosevelt Elementary	57/64980-00-018	12/19/18	\$ 733,608	\$ -	-

SFP APPLICATIONS
 Modernization School Facilities Program
 - Workload as of December 31, 2019 -

District	County	Site Name	Application Number	OPSC Date Received	Estimated State Grant (a)	Financial Hardship (b)	Notification Occurred**
Santa Monica-Malibu Unified	Los Angeles	McKinley Elementary	57/64980-00-019	12/19/18	\$ 359,546	\$ -	
Tahoe-Truckee Unified	Placer	Tahoe Lake Elementary	57/66944-00-018	12/19/18	\$ 742,372	\$ -	
Solvang Elementary	Santa Barbara	Solvang Elementary	57/69336-00-003	12/20/18	\$ 686,194	\$ -	
Ontario-Montclair	San Bernardino	Euclid Elementary	57/67819-00-031	12/21/18	\$ 306,982	\$ -	
Ontario-Montclair	San Bernardino	Lehigh Elementary	57/67819-00-032	12/21/18	\$ 1,222,986	\$ -	
Ontario-Montclair	San Bernardino	Central Language Academy	57/67819-00-033	12/21/18	\$ 2,554,618	\$ -	
Santa Barbara Unified	Santa Barbara	McKinley Elementary	57/76786-00-010	12/21/18	\$ 2,115,033	\$ -	
Santa Barbara Unified	Santa Barbara	San Marcos Senior High	57/76786-00-011	12/21/18	\$ 1,017,157	\$ -	
Banning Unified	Riverside	Banning High	57/66985-00-006	12/24/18	\$ 7,016,067	\$ 4,677,378	
Liberty Union High	Contra Costa	Liberty High	57/61721-00-003	12/26/18	\$ 2,120,240	\$ -	
Los Angeles Unified	Los Angeles	Kenter Canyon Elementary	57/64733-47-011	12/26/18	\$ 2,840,465	\$ -	
Ontario-Montclair	San Bernardino	Vina Danks Middle	57/67819-00-034	12/26/18	\$ 296,984	\$ -	
Knights Ferry Elementary	Stanislaus	Knights Ferry Elementary	57/71142-00-001	12/26/18	\$ 103,460	\$ 68,973	
Orange Unified	Orange	El Modena High	57/66621-00-055	01/02/19	\$ 10,356,704	\$ -	
Orange Unified	Orange	Fletcher Elementary	57/66621-00-056	01/02/19	\$ 444,804	\$ -	
Santa Barbara Unified	Santa Barbara	Harding University Partnership	57/76786-00-012	01/02/19	\$ 212,713	\$ -	
Humboldt County Office of Education	Humboldt	Glen Paul	57/10124-00-001	01/03/19	\$ 138,966	\$ 92,644	
San Ramon Valley Unified	Contra Costa	John Baldwin Elementary	57/61804-00-040	01/07/19	\$ 136,084	\$ -	
Alameda Unified	Alameda	Franklin Elementary	57/61119-00-021	01/09/19	\$ 890,102	\$ -	
Los Angeles Unified	Los Angeles	Pio Pico Middle	57/64733-00-704	01/09/19	\$ 2,295,835	\$ -	
Los Angeles Unified	Los Angeles	President Avenue Elementary	57/64733-29-016	01/09/19	\$ 1,297,297	\$ -	
Alta Loma Elementary	San Bernardino	Alta Loma Junior High	57/67595-00-013	01/09/19	\$ 4,606,096	\$ -	
Ocean View	Ventura	Mar Vista Elementary	57/72512-00-006	01/10/19	\$ 373,353	\$ -	
Berkeley Unified	Alameda	Longfellow Arts and Technology Middle	57/61143-00-022	01/11/19	\$ 985,988	\$ -	
Fremont Unified	Alameda	Irvington High	57/61176-00-038	01/11/19	\$ 1,839,676	\$ -	
Fremont Unified	Alameda	Washington High	57/61176-00-039	01/11/19	\$ 351,297	\$ -	
Fremont Unified	Alameda	Oliveira Elementary	57/61176-00-040	01/11/19	\$ 517,558	\$ -	
Fremont Unified	Alameda	Patterson Elementary	57/61176-00-041	01/11/19	\$ 562,478	\$ -	
Fremont Unified	Alameda	Parkmont Elementary	57/61176-00-042	01/11/19	\$ 730,776	\$ -	
Santa Ana Unified	Orange	Century High	57/66670-00-057	01/11/19	\$ 12,511,940	\$ -	
Santa Ana Unified	Orange	Santa Ana High	57/66670-00-058	01/11/19	\$ 14,050,434	\$ -	
East Side Union High	Santa Clara	Mt Pleasant High	57/69427-00-037	01/11/19	\$ 677,533	\$ -	
Dixon Unified	Solano	Dixon High	57/70532-00-005	01/11/19	\$ 3,378,143	\$ -	
Ceres Unified	Stanislaus	Carroll Fowler Elementary	57/71043-00-015	01/11/19	\$ 2,643,935	\$ -	
Los Angeles Unified	Los Angeles	Menlo Avenue Elementary	57/64733-00-705	01/14/19	\$ 4,440,414	\$ -	
Los Angeles Unified	Los Angeles	Elizabeth Learning Center	57/64733-00-706	01/14/19	\$ 6,683,235	\$ -	
Los Angeles Unified	Los Angeles	Twenty-Eighth Street Elementary	57/64733-00-707	01/14/19	\$ 10,035,126	\$ -	
Los Angeles Unified	Los Angeles	Madison Elementary	57/64733-00-708	01/14/19	\$ 1,053,241	\$ -	
Los Angeles Unified	Los Angeles	Revere (Paul) Junior Midsite	57/64733-21-034	01/14/19	\$ 1,219,332	\$ -	
Lemoore Union High	Kings	Lemoore High	57/63982-00-004	01/15/19	\$ 1,004,112	\$ -	
Duarte Unified	Los Angeles	Royal Oaks STEAM Academy (K-8)	57/64469-00-012	01/15/19	\$ 1,258,856	\$ -	
South Whittier Elementary	Los Angeles	Lake Marie Elementary	57/65037-00-009	01/15/19	\$ 297,658	\$ -	
South Whittier Elementary	Los Angeles	Los Altos Elementary	57/65037-00-010	01/15/19	\$ 143,827	\$ -	
Galt Joint Union Elementary	Sacramento	River Oaks Elementary	57/67348-00-003	01/15/19	\$ 878,806	\$ -	
Wheatland Union High	Yuba	Wheatland Union High	57/72769-00-001	01/15/19	\$ 1,769,188	\$ -	
Capistrano Unified	Orange	Capistrano Valley High	57/66464-00-019	01/16/19	\$ 1,608,184	\$ -	
Lucia Mar Unified	San Luis Obispo	Grover Beach Elementary	57/68759-00-014	01/16/19	\$ 2,234,152	\$ -	
Lucia Mar Unified	San Luis Obispo	Harloe Elementary	57/68759-00-015	01/16/19	\$ 2,311,485	\$ -	
El Centro Elementary	Imperial	Harding Elementary	57/63123-00-015	01/18/19	\$ 1,700,340	\$ -	
South Pasadena Unified	Los Angeles	South Pasadena Senior High	57/65029-00-006	01/18/19	\$ 3,031,556	\$ -	
Chaffey Joint Union High	San Bernardino	Rancho Cucamonga High	57/67652-00-007	01/18/19	\$ 2,602,347	\$ -	
Hope Elementary	Tulare	Hope Elementary	57/71944-00-002	01/18/19	\$ 113,636	\$ 75,757	
Capistrano Unified	Orange	Dana Hills High	57/66464-00-020	01/22/19	\$ 1,832,693	\$ -	
Capistrano Unified	Orange	San Clemente High	57/66464-00-021	01/22/19	\$ 1,501,778	\$ -	
Capistrano Unified	Orange	Tesoro High	57/66464-00-022	01/22/19	\$ 1,938,922	\$ -	
Corona-Norco Unified	Riverside	John Adams Elementary	57/67033-00-018	01/22/19	\$ 1,565,633	\$ -	
Corona-Norco Unified	Riverside	Garretson Elementary	57/67033-00-019	01/22/19	\$ 1,169,780	\$ -	
Corona-Norco Unified	Riverside	Lincoln Fundamental Elementary	57/67033-00-020	01/22/19	\$ 1,169,780	\$ -	
Corona-Norco Unified	Riverside	Norco Elementary	57/67033-00-021	01/22/19	\$ 753,650	\$ -	
Temecula Valley Unified	Riverside	Rancho Vista High	57/75192-00-013	01/22/19	\$ 1,464,893	\$ -	
Temecula Valley Unified	Riverside	Susan H Nelson	57/75192-00-014	01/22/19	\$ 1,040,845	\$ -	
Pierce Joint Unified	Colusa	Arbuckle Elementary	57/61614-00-008	01/23/19	\$ 1,771,025	\$ -	

SFP APPLICATIONS
 Modernization School Facilities Program
 - Workload as of December 31, 2019 -

District	County	Site Name	Application Number	OPSC Date Received	Estimated State Grant (a)	Financial Hardship (b)	Notification Occurred**
Pajaro Valley Unified	Santa Cruz	H A Hyde Elementary	57/69799-00-025	01/23/19	\$ 1,856,309	\$ -	
Ventura County Office of Education	Ventura	Dean Triggs School	57/10561-00-007	01/24/19	\$ 17,762	\$ 11,842	
Fremont Unified	Alameda	Steven Millard Elementary	57/61176-00-043	01/24/19	\$ 582,885	\$ -	
Fremont Unified	Alameda	Mission San Jose Elementary	57/61176-00-044	01/24/19	\$ 1,448,830	\$ -	
Duarte Unified	Los Angeles	Beardslee Dual Language Immersion Academy (PK-8)	57/64469-00-013	01/24/19	\$ 1,899,981	\$ -	
Anaheim Elementary	Orange	Roosevelt (Theodore) Elementary	57/66423-00-033	01/24/19	\$ 6,206,326	\$ -	
Chino Valley Unified	San Bernardino	Rolling Ridge Elementary	57/67678-00-028	01/24/19	\$ 3,126,978	\$ -	
Chino Valley Unified	San Bernardino	Country Springs Elementary	57/67678-00-029	01/24/19	\$ 3,261,560	\$ -	
Del Norte County Unified	Del Norte	Crescent Elk Middle	57/61820-00-008	01/25/19	\$ 1,243,880	\$ -	
Lemoore Union High	Kings	Lemoore High	57/63982-00-005	01/25/19	\$ 1,410,412	\$ -	
Madera Unified	Madera	Madera South High	57/65243-00-007	01/25/19	\$ 4,674,702	\$ -	
Kentfield Elementary	Marin	Anthony G Bacich Elementary	57/65334-00-004	01/25/19	\$ 1,263,559	\$ -	
Huntington Beach City Elementary	Orange	Ethel Dwyer Middle	57/66530-00-020	01/25/19	\$ 2,955,708	\$ -	
San Diego Unified	San Diego	Boone Elementary	57/68338-00-232	01/25/19	\$ 9,903	\$ -	
San Diego Unified	San Diego	Hickman Elementary	57/68338-00-233	01/25/19	\$ 1,434,996	\$ -	
San Diego Unified	San Diego	Penn Elementary	57/68338-00-234	01/25/19	\$ 1,578,960	\$ -	
San Diego Unified	San Diego	Spreckels Elementary	57/68338-00-235	01/25/19	\$ 821,988	\$ -	
San Diego Unified	San Diego	De Portola Middle	57/68338-00-236	01/25/19	\$ 3,561,465	\$ -	
San Diego Unified	San Diego	Bethune K-8	57/68338-00-237	01/25/19	\$ 3,189,468	\$ -	
San Diego Unified	San Diego	La Jolla High	57/68338-00-238	01/25/19	\$ 4,024,308	\$ -	
San Diego Unified	San Diego	Riley	57/68338-00-239	01/25/19	\$ 1,999,658	\$ -	
San Diego Unified	San Diego	Emerson Bandini Elementary	57/68338-00-240	01/25/19	\$ 4,168,015	\$ -	
San Diego Unified	San Diego	Zamorano Elementary	57/68338-00-241	01/25/19	\$ 1,843,377	\$ -	
San Diego Unified	San Diego	Sandburg Elementary	57/68338-00-242	01/25/19	\$ 1,750,788	\$ -	
San Diego Unified	San Diego	Serra High	57/68338-00-243	01/25/19	\$ 3,050,850	\$ -	
San Diego Unified	San Diego	Mira Mesa High	57/68338-00-244	01/25/19	\$ 7,499,848	\$ -	
San Diego Unified	San Diego	Standley Middle	57/68338-00-245	01/25/19	\$ 1,655,344	\$ -	
San Diego Unified	San Diego	Pacific View (Lee) Elementary	57/68338-00-246	01/25/19	\$ 1,068,120	\$ -	
San Diego Unified	San Diego	Mira Mesa High	57/68338-00-247	01/25/19	\$ 1,864,990	\$ -	
San Diego Unified	San Diego	Morse High	57/68338-00-248	01/25/19	\$ 726,703	\$ -	
San Diego Unified	San Diego	Miramar Ranch Elementary	57/68338-00-249	01/25/19	\$ 766,260	\$ -	
San Diego Unified	San Diego	Franklin Elementary	57/68338-00-250	01/25/19	\$ 1,202,796	\$ -	
San Diego Unified	San Diego	Vista Grande Elementary	57/68338-00-251	01/25/19	\$ 520,128	\$ -	
San Diego Unified	San Diego	De Portola Middle	57/68338-00-252	01/25/19	\$ 3,561,465	\$ -	
San Diego Unified	San Diego	Doyle Elementary	57/68338-00-253	01/25/19	\$ 445,824	\$ -	
San Diego Unified	San Diego	University City High	57/68338-00-254	01/25/19	\$ 2,778,192	\$ -	
San Diego Unified	San Diego	Iftin Charter	57/68338-00-255	01/25/19	\$ 2,674,944	\$ -	
Garden Grove Unified	Orange	Thomas Paine Elementary	57/66522-00-090	01/28/19	\$ 1,038,367	\$ -	
Sonora Elementary	Tuolumne	Sonora Elementary	57/72371-00-005	01/28/19	\$ 1,990,027	\$ -	
Duarte Unified	Los Angeles	Duarte High	57/64469-00-014	01/29/19	\$ 804,640	\$ -	
San Rafael City Elementary	Marin	Laurel Dell Elementary	57/65458-00-013	01/29/19	\$ 1,725,432	\$ -	
Fairfield-Suisun Unified	Solano	K I Jones Elementary	57/70540-00-022	01/29/19	\$ 3,272,209	\$ -	
Waukena Joint Union Elementary	Tulare	Waukena Joint Union Elementary	57/72264-00-001	01/29/19	\$ 170,358	\$ 113,572	
Rescue Union Elementary	El Dorado	Rescue Elementary	57/61978-00-007	01/30/19	\$ 1,130,547	\$ -	
Los Angeles Unified	Los Angeles	Ninety-Third Street Elementary	57/64733-00-709	01/30/19	\$ 3,491,576	\$ -	
Fremont Unified	Alameda	Harvey Green Elementary	57/61176-00-045	01/31/19	\$ 620,916	\$ -	
Fremont Unified	Alameda	Forest Park Elementary	57/61176-00-046	01/31/19	\$ 641,798	\$ -	
Fremont Unified	Alameda	J Haley Durham Elementary	57/61176-00-047	01/31/19	\$ 638,231	\$ -	
Fremont Unified	Alameda	Joshua Chadbourne Elementary	57/61176-00-048	01/31/19	\$ 829,945	\$ -	
Wasco Union High	Kern	Wasco High	57/63859-00-001	01/31/19	\$ 1,200,674	\$ -	
Brittan Elementary	Sutter	Brittan Elementary	57/71357-00-003	01/31/19	\$ 1,386,987	\$ 924,658	
Fremont Unified	Alameda	Warwick Elementary	57/61176-00-049	02/01/19	\$ 836,828	\$ -	
West Contra Costa Unified	Contra Costa	Crespi Junior High	57/61796-00-053	02/01/19	\$ 3,482,164	\$ -	
Edison Elementary	Kern	Orangewood Elementary	57/63438-00-003	02/01/19	\$ 412,895	\$ 275,263	
Edison Elementary	Kern	Edison Middle	57/63438-00-004	02/01/19	\$ 69,429	\$ 46,286	
Newport-Mesa Unified	Orange	College Park Elementary	57/66597-00-044	02/01/19	\$ 2,214,508	\$ -	
Newport-Mesa Unified	Orange	Pomona Elementary	57/66597-00-045	02/01/19	\$ 1,189,179	\$ -	
Santa Ana Unified	Orange	Martin Luther King Jr Elementary	57/66670-00-059	02/01/19	\$ 4,421,914	\$ -	
San Diego Unified	San Diego	Foster Elementary	57/68338-00-256	02/01/19	\$ 334,368	\$ -	
San Diego Unified	San Diego	Chesterton Elementary	57/68338-00-257	02/01/19	\$ 292,572	\$ -	
San Diego Unified	San Diego	Garfield Elementary	57/68338-00-258	02/01/19	\$ 2,509,653	\$ -	
San Diego Unified	San Diego	Bethune K-8	57/68338-00-259	02/01/19	\$ 3,189,468	\$ -	

SFP APPLICATIONS
 Modernization School Facilities Program
 - Workload as of December 31, 2019 -

District	County	Site Name	Application Number	OPSC Date Received	Estimated State Grant (a)	Financial Hardship (b)	Notification Occurred**
San Diego Unified	San Diego	Millennial Tech Middle	57/68338-00-260	02/01/19	\$ 2,544,969	\$ -	-
San Diego Unified	San Diego	Mira Mesa High	57/68338-00-261	02/01/19	\$ 1,864,990	\$ -	-
San Diego Unified	San Diego	Oak Park Elementary	57/68338-00-262	02/01/19	\$ 154,698	\$ -	-
San Diego Unified	San Diego	Perry Elementary	57/68338-00-263	02/01/19	\$ 250,776	\$ -	-
San Diego Unified	San Diego	Millennial Tech Middle	57/68338-00-264	02/01/19	\$ 2,544,969	\$ -	-
San Diego Unified	San Diego	Holmes Elementary	57/68338-00-265	02/01/19	\$ 1,086,696	\$ -	-
Livermore Valley Joint Unified	Alameda	Emma C Smith Elementary	57/61200-00-021	02/04/19	\$ 806,840	\$ -	-
Livermore Valley Joint Unified	Alameda	Sunset Elementary	57/61200-00-022	02/04/19	\$ 954,394	\$ -	-
Livermore Valley Joint Unified	Alameda	Livermore High	57/61200-00-023	02/04/19	\$ 6,138,167	\$ -	-
Livermore Valley Joint Unified	Alameda	Granada High	57/61200-00-024	02/04/19	\$ 14,488,238	\$ -	-
Livermore Valley Joint Unified	Alameda	Junction K-8	57/61200-00-025	02/04/19	\$ 1,042,102	\$ -	-
Livermore Valley Joint Unified	Alameda	Rancho Las Positas Elementary	57/61200-00-026	02/04/19	\$ 731,931	\$ -	-
Livermore Valley Joint Unified	Alameda	Jackson Avenue Elementary	57/61200-00-027	02/04/19	\$ 425,578	\$ -	-
Livermore Valley Joint Unified	Alameda	Leo R Croce Elementary	57/61200-00-028	02/04/19	\$ 1,635,895	\$ -	-
Livermore Valley Joint Unified	Alameda	Arroyo Seco Elementary	57/61200-00-029	02/04/19	\$ 1,029,485	\$ -	-
Los Angeles Unified	Los Angeles	Alain Leroy Locke College Preparatory Academy	57/64733-00-710	02/04/19	\$ 3,102,815	\$ -	-
Los Angeles Unified	Los Angeles	Serrania Avenue Elementary	57/64733-00-711	02/04/19	\$ 567,652	\$ -	-
Los Angeles Unified	Los Angeles	Thirty-Second Street USC Performing Arts	57/64733-00-712	02/04/19	\$ 3,722,787	\$ -	-
Los Angeles Unified	Los Angeles	Belvedere Middle	57/64733-09-011	02/04/19	\$ 530,839	\$ -	-
Los Angeles Unified	Los Angeles	Palisades Charter Elementary	57/64733-47-012	02/04/19	\$ 696,398	\$ -	-
San Bernardino City Unified	San Bernardino	Sierra High	57/67876-00-109	02/04/19	\$ 2,676,097	\$ -	-
Fremont Unified	Alameda	Tom Maloney Elementary	57/61176-00-050	02/05/19	\$ 619,428	\$ -	-
Fremont Unified	Alameda	Cabrillo Elementary	57/61176-00-051	02/05/19	\$ 590,224	\$ -	-
Los Angeles Unified	Los Angeles	Chatsworth Charter High	57/64733-00-713	02/05/19	\$ 7,480,405	\$ -	-
William S. Hart Union High	Los Angeles	William S Hart High	57/65136-00-013	02/05/19	\$ 4,608,312	\$ -	-
San Diego Unified	San Diego	Tierrasanta Elementary	57/68338-00-266	02/05/19	\$ 928,800	\$ -	-
Lucia Mar Unified	San Luis Obispo	Nipomo Elementary	57/68759-00-016	02/05/19	\$ 1,371,741	\$ -	-
Garden Grove Unified	Orange	Bryant Elementary	57/66522-00-091	02/06/19	\$ 513,322	\$ -	-
Garden Grove Unified	Orange	Woodbury Elementary	57/66522-00-092	02/06/19	\$ 645,227	\$ -	-
San Juan Unified	Sacramento	Del Paso Manor Elementary	57/67447-00-069	02/06/19	\$ 3,154,346	\$ -	-
Morgan Hill Unified	Santa Clara	Lewis H Britton Middle	57/69583-00-014	02/06/19	\$ 5,996,563	\$ -	-
Alameda Unified	Alameda	Lincoln Middle	57/61119-00-022	02/08/19	\$ 338,327	\$ -	-
Fountain Valley Elementary	Orange	Plavan (Urbain H) Elementary	57/66498-00-013	02/08/19	\$ 1,080,941	\$ -	-
Red Bluff Joint Union High	Tehama	Red Bluff High	57/71639-00-004	02/08/19	\$ 8,377,107	\$ -	-
Temecula Valley Unified	Riverside	Vail Elementary	57/75192-00-015	02/08/19	\$ 2,704,612	\$ -	-
Berkeley Unified	Alameda	Washington Elementary	57/61143-00-023	02/11/19	\$ 1,601,011	\$ -	-
Bakersfield City	Kern	Voorhies Elementary	57/63321-00-017	02/11/19	\$ 4,528,560	\$ -	-
Los Angeles Unified	Los Angeles	Northridge Middle	57/64733-00-714	02/11/19	\$ 3,303,498	\$ -	-
Los Angeles Unified	Los Angeles	Sylmar High	57/64733-00-715	02/11/19	\$ 4,850,619	\$ -	-
Los Angeles Unified	Los Angeles	Carpenter Community Charter	57/64733-00-716	02/11/19	\$ 539,095	\$ -	-
Los Angeles Unified	Los Angeles	John Muir Middle	57/64733-14-004	02/11/19	\$ 2,652,764	\$ -	-
Corning Union High	Tehama	Corning High	57/71506-00-002	02/11/19	\$ 1,533,448	\$ -	-
Davis Joint Unified	Yolo	North Davis Elementary	57/72678-00-016	02/11/19	\$ 669,113	\$ -	-
Davis Joint Unified	Yolo	Valley Oak Elementary	57/72678-00-017	02/11/19	\$ 951,148	\$ -	-
Del Norte County Unified	Del Norte	Pine Grove Elementary	57/61820-00-009	02/12/19	\$ 156,735	\$ 104,490	-
Del Norte County Unified	Del Norte	Bess Maxwell Elementary	57/61820-00-010	02/12/19	\$ 193,436	\$ 128,957	-
Del Norte County Unified	Del Norte	Mary Peacock Elementary	57/61820-00-011	02/12/19	\$ 248,274	\$ 165,516	-
Monterey Peninsula Unified	Monterey	Los Arboles Middle	57/66092-00-029	02/12/19	\$ 1,104,890	\$ -	-
Etiwanda Elementary	San Bernardino	Caryn Elementary	57/67702-00-002	02/12/19	\$ 2,595,452	\$ -	-
Fremont Unified	Alameda	Niles Elementary	57/61176-00-052	02/13/19	\$ 525,412	\$ -	-
Red Bluff Joint Union High	Tehama	Red Bluff High	57/71639-00-003	02/13/19	\$ 8,160,549	\$ -	-
Fresno Unified	Fresno	Irwin O Addicott Elementary	57/62166-00-142	02/14/19	\$ 889,302	\$ -	-
Fresno Unified	Fresno	Fresno High	57/62166-00-143	02/14/19	\$ 417,237	\$ -	-
Monterey Peninsula Unified	Monterey	Central Coast High	57/66092-00-030	02/14/19	\$ 157,663	\$ -	-
Monterey Peninsula Unified	Monterey	Stilwell (Joseph W) Elementary	57/66092-00-031	02/14/19	\$ 828,437	\$ -	-
Redwood City Elementary	San Mateo	North Star Academy	57/69005-00-006	02/14/19	\$ 694,190	\$ -	-
East Side Union High	Santa Clara	Foothill High	57/69427-00-038	02/14/19	\$ 1,048,606	\$ -	-
Brawley Elementary	Imperial	Barbara Worth Junior High	57/63073-00-004	02/15/19	\$ 591,616	\$ 394,410	-
Brawley Elementary	Imperial	Miguel Hidalgo Elementary	57/63073-00-005	02/15/19	\$ 259,394	\$ 172,929	-
Brawley Elementary	Imperial	Phil D Swing Elementary	57/63073-00-006	02/15/19	\$ 107,415	\$ 71,610	-
Brawley Elementary	Imperial	Myron D Witter Elementary	57/63073-00-007	02/15/19	\$ 323,175	\$ 215,450	-
Brawley Elementary	Imperial	J W Oakley Elementary	57/63073-00-008	02/15/19	\$ 738,805	\$ 492,537	-

SFP APPLICATIONS
 Modernization School Facilities Program
 - Workload as of December 31, 2019 -

District	County	Site Name	Application Number	OPSC Date Received	Estimated State Grant (a)	Financial Hardship (b)	Notification Occurred**
Napa Valley Unified	Napa	El Centro Elementary	57/66266-00-032	02/15/19	\$ 621,034	\$ -	
San Bernardino City Unified	San Bernardino	North Park Elementary	57/67876-00-110	02/15/19	\$ 1,263,683	\$ -	
Davis Joint Unified	Yolo	Oliver Wendell Holmes Junior High	57/72678-00-018	02/15/19	\$ 1,513,033	\$ -	
Temecula Valley Unified	Riverside	James L Day Middle	57/75192-00-016	02/15/19	\$ 3,086,295	\$ -	
Del Norte County Unified	Del Norte	Mountain Elementary	57/61820-00-012	02/19/19	\$ 81,194	\$ 54,130	
Del Norte County Unified	Del Norte	Redwood Elementary	57/61820-00-013	02/19/19	\$ 132,303	\$ 88,202	
Del Norte County Unified	Del Norte	Smith River Elementary	57/61820-00-014	02/19/19	\$ 105,975	\$ 70,650	
Centinela Valley Union High	Los Angeles	Hawthorne High	57/64352-00-008	02/19/19	\$ 900,114	\$ -	
Downey Unified	Los Angeles	Rio San Gabriel Elementary	57/64451-00-032	02/19/19	\$ 2,440,923	\$ -	
Los Angeles Unified	Los Angeles	Corona Avenue Elementary	57/64733-00-717	02/19/19	\$ 8,172,218	\$ -	
Los Angeles Unified	Los Angeles	Manchester Avenue Elementary	57/64733-00-718	02/19/19	\$ 853,629	\$ -	
Moreno Valley Unified	Riverside	Landmark Middle	57/67124-00-011	02/19/19	\$ 6,394,314	\$ -	
Atascadero Unified	San Luis Obispo	Creston Elementary	57/68700-00-009	02/19/19	\$ 609,289	\$ -	
Dublin Unified	Alameda	Frederiksen Elementary	57/75093-00-016	02/19/19	\$ 532,488	\$ -	
West Park Elementary	Fresno	West Park Elementary	57/62539-00-001	02/20/19	\$ 2,451,741	\$ -	
Wasco Union High	Kern	Westside High (Continuation)	57/63859-00-002	02/20/19	\$ 4,563,812	\$ -	
Fountain Valley Elementary	Orange	Cox (James H) Elementary	57/66498-00-014	02/20/19	\$ 410,145	\$ -	
Fountain Valley Elementary	Orange	Oka (Isojiro) Elementary	57/66498-00-015	02/20/19	\$ 684,338	\$ -	
Ocean View	Orange	College View Elementary	57/66613-00-024	02/20/19	\$ 137,761	\$ -	
South San Francisco Unified	San Mateo	Alta Loma Middle	57/69070-00-022	02/20/19	\$ 480,530	\$ -	
Montecito Union Elementary	Santa Barbara	Montecito Union	57/69252-00-001	02/20/19	\$ 3,465,601	\$ 2,310,401	
Rosemead Elementary	Los Angeles	Emma W Shuey Elementary	57/64931-00-013	02/21/19	\$ 2,236,172	\$ -	
Rosemead Elementary	Los Angeles	Encinita Elementary	57/64931-00-014	02/21/19	\$ 2,744,406	\$ -	
San Rafael City Elementary	Marin	James B Davidson Middle	57/65458-00-014	02/21/19	\$ 2,375,446	\$ -	
Castro Valley Unified	Alameda	Castro Valley High	57/61150-00-027	02/22/19	\$ 4,392,880	\$ -	
Los Angeles Unified	Los Angeles	Christopher Columbus Middle	57/64733-00-719	02/22/19	\$ 5,588,324	\$ -	
Los Angeles Unified	Los Angeles	Phineas Banning Senior High	57/64733-00-720	02/22/19	\$ 5,499,604	\$ -	
Westminster Elementary	Orange	DeMille Elementary	57/66746-00-019	02/22/19	\$ 1,006,950	\$ -	
San Diego Unified	San Diego	Pacific Beach Middle	57/68338-00-267	02/22/19	\$ 3,742,898	\$ -	
San Diego Unified	San Diego	Longfellow K-8	57/68338-00-268	02/22/19	\$ 3,593,476	\$ -	
Los Angeles Unified	Los Angeles	San Pedro Senior High	57/64733-20-021	02/25/19	\$ 1,985,912	\$ -	
Los Angeles Unified	Los Angeles	University High	57/64733-21-035	02/25/19	\$ 14,715,719	\$ -	
Garden Grove Unified	Orange	Brookhurst Elementary	57/66522-00-093	02/25/19	\$ 856,739	\$ -	
Roseville Joint Union High	Placer	Roseville High	57/66928-00-005	02/25/19	\$ 9,190,283	\$ -	
Barstow Unified	San Bernardino	Montara Elementary	57/67611-00-005	02/25/19	\$ 492,636	\$ -	
San Rafael City Elementary	Marin	San Pedro Elementary	57/65458-00-015	02/26/19	\$ 1,342,919	\$ -	
Chula Vista Elementary	San Diego	Harborside Elementary	57/68023-00-018	02/26/19	\$ 1,727,012	\$ -	
Chula Vista Elementary	San Diego	Sunnyside Elementary	57/68023-00-019	02/26/19	\$ 1,603,654	\$ -	
Grossmont Union High	San Diego	Mount Miguel High	57/68130-00-034	02/26/19	\$ 171,453	\$ -	
San Ramon Valley Unified	Contra Costa	San Ramon Valley High	57/61804-00-042	02/27/19	\$ 1,466,180	\$ -	
Newport-Mesa Unified	Orange	Newport Heights Elementary	57/66597-00-046	02/27/19	\$ 1,357,631	\$ -	
Riverside Unified	Riverside	Highgrove Elementary	57/67215-00-036	02/27/19	\$ 2,343,802	\$ -	
Ceres Unified	Stanislaus	Caswell Elementary	57/71043-00-016	02/27/19	\$ 806,252	\$ -	
Reef-Sunset Unified	Kings	Reef Sunset Middle	57/73932-00-010	02/27/19	\$ 1,683,520	\$ 1,122,347	
Castro Valley Unified	Alameda	Palomares Elementary	57/61150-00-028	02/28/19	\$ 219,553	\$ -	
San Ramon Valley Unified	Contra Costa	California High	57/61804-00-041	02/28/19	\$ 1,593,117	\$ -	
Sanger Unified	Fresno	Washington Academic Middle	57/62414-00-018	02/28/19	\$ 1,338,565	\$ -	
Los Angeles Unified	Los Angeles	Crenshaw Senior High	57/64733-00-721	02/28/19	\$ 13,126,327	\$ -	
Los Angeles Unified	Los Angeles	San Fernando Senior High	57/64733-73-006	02/28/19	\$ 1,028,847	\$ -	
Mountain View Elementary	Los Angeles	Baker Elementary	57/64816-00-001	02/28/19	\$ 6,818,888	\$ -	
Mountain View Elementary	Los Angeles	Willard F Payne Elementary	57/64816-00-002	02/28/19	\$ 2,822,355	\$ -	
Mountain View Elementary	Los Angeles	Parkview Elementary	57/64816-00-003	02/28/19	\$ 3,924,977	\$ -	
Mountain View Elementary	Los Angeles	Maxson Elementary	57/64816-00-004	02/28/19	\$ 4,447,828	\$ -	
Mountain View Elementary	Los Angeles	Alfred S Madrid Middle	57/64816-00-005	02/28/19	\$ 2,991,065	\$ -	
Mountain View Elementary	Los Angeles	Twin Lakes Elementary	57/64816-00-006	02/28/19	\$ 2,713,876	\$ -	
Mountain View Elementary	Los Angeles	La Primaria Elementary	57/64816-00-007	02/28/19	\$ 1,803,109	\$ -	
Mountain View Elementary	Los Angeles	Jerry Voorhis Elementary	57/64816-00-008	02/28/19	\$ 3,198,061	\$ -	
Manhattan Beach Unified	Los Angeles	Mira Costa High	57/75333-00-007	02/28/19	\$ 2,548,471	\$ -	
Piedmont City Unified	Alameda	Piedmont High	58/61275-00-004	08/01/19	\$ 2,821,820	\$ -	
Gorman Joint School District	Los Angeles	Gorman Elementary	58/64584-00-001	08/19/19	\$ 52,652	\$ -	
Galt Joint Union Elementary	Sacramento	Marengo Ranch Elementary	58/67348-00-002	09/30/19	\$ 2,368,629	\$ -	
Temecula Valley Unified	Riverside	Vail Elementary	58/75192-00-001	10/15/19	\$ 394,879	\$ -	

SFP APPLICATIONS
 Modernization School Facilities Program
 - Workload as of December 31, 2019 -

District	County	Site Name	Application Number	OPSC Date Received	Estimated State Grant (a)	Financial Hardship (b)	Notification Occurred**
Sonora Elementary	Tuolumne	Sonora Elementary	58/72371-00-002	10/16/19	\$ 1,832,454	\$ -	
Chico Unified	Butte	Nord Country School	58/61424-00-001	11/05/19	\$ 325,537	\$ -	
Lancaster Elementary	Los Angeles	Joshua Elementary	58/64667-00-002*	11/27/19	\$ 1,918,863	\$ -	
Yreka Union High	Siskiyou	Yreka High	58/70516-00-001	12/04/19	\$ 1,097,536	\$ -	
Calexico Unified	Imperial	Calexico High	58/63099-00-001*	12/20/19	\$ 1,224,264	\$ -	

Summary of Modernization Funding	Total (in Dollars)
Estimated State Grant (Column F)	\$ 2,127,586,093
Financial Hardship (Column G)	\$ 53,800,931
Total of Estimated State Grant and Financial Hardship	\$ 2,181,387,025

Modernization Funding	Estimated State Grant	Financial Hardship
Funding Sub-totals	\$ 2,115,084,579	\$ 53,800,931
Facility Hardship - Non-Seismic	\$ 8,893,507	
Funding Total		\$ 2,177,779,017
Facility Hardship - Seismic	\$ 3,608,008	

(a) Represents estimated 60% state share of project including excessive cost grants. Seismic Mitigation Program projects represents the estimated 50% state share of project. Amounts shown have not been reviewed by OPSC for compliance with all School Facility Program requirements.

(b) Represents estimated financial hardship. Amounts shown have not been reviewed by OPSC for compliance with all School Facility Program requirements.

*Facility Hardship project requesting Seismic Mitigation Program funding.

**School districts have been notified that the Office of Public School Construction will begin processing the district's application in the near future.

CHARTER SCHOOL FACILITIES PROGRAM (CSFP)
 Remaining Unfunded In-House CSFP Applications as of December 31, 2019
 Listed in Alphabetical Order by County

County	District	Charter School	Received Date	Status
Alameda	Hayward Unified	Golden Oak Montessori of Hayward*	06/05/17	Beyond Authority
Alameda	Hayward Unified	Golden Oak Montessori of Hayward*	06/05/17	Beyond Authority
Alameda	Hayward Unified	Silver Oak High*	06/05/17	Beyond Authority
Alameda	Oakland Unified	American Indian Public High*	06/05/17	Beyond Authority
Alameda	Oakland Unified	Aspire Public Schools - Aspire College Academy*	06/01/17	Beyond Authority
Alameda	Oakland Unified	Envision Education - Envision Academy of Arts and Technology*	06/05/17	Beyond Authority
Alameda	Oakland Unified	Oakland School for the Arts*	06/05/17	Beyond Authority
Alameda	Oakland Unified	Oakland Unity High*	05/26/17	Beyond Authority
Alameda	San Lorenzo Unified	KIPP Summit Academy*	06/05/17	Beyond Authority
Butte	Oroville City Elementary	STREAM Charter *	06/05/17	Beyond Authority
El Dorado	Camino Union	Camino Science and Natural Resources Charter*	06/02/17	Beyond Authority
El Dorado	Camino Union	Camino Science and Natural Resources Charter*	06/02/17	Beyond Authority
Fresno	Clovis Unified	Clovis Online Charter (Sunnyside-Herndon)*	06/05/17	Beyond Authority
Fresno	Clovis Unified	Clovis Online Charter (Sunnyside-Herndon)*	06/05/17	Beyond Authority
Fresno	Clovis Unified	Clovis Online Charter (Fowler-Herndon)*	06/05/17	Beyond Authority
Fresno	Clovis Unified	Clovis Online Charter (Fowler-Herndon)*	06/05/17	Beyond Authority
Fresno	Kings Canyon Unified	Reedley Middle College High *	06/05/17	Beyond Authority
Fresno	Sanger Unified	Hallmark Charter*	06/05/17	Beyond Authority
Fresno	Sanger Unified	Hallmark Charter*	06/05/17	Beyond Authority
Imperial	Imperial County Office of Education	Imperial Pathways Charter - Del Rio Campus*	06/05/17	Beyond Authority
Imperial	Imperial County Office of Education	Imperial Pathways Charter - Valley Campus*	06/05/17	Beyond Authority
Kings	Lemoore Union High	Lemoore Middle College High*	06/05/17	Beyond Authority
Los Angeles	Inglewood Unified	ICEF Inglewood Elementary Charter*	06/05/17	Beyond Authority
Los Angeles	Inglewood Unified	ICEF Inglewood Middle Charter*	06/05/17	Beyond Authority
Los Angeles	Inglewood Unified	Today's Fresh Start - Inglewood*	06/05/17	Beyond Authority
Los Angeles	Los Angeles Unified	Academia Avance*	06/05/17	Beyond Authority
Los Angeles	Los Angeles Unified	Aspire Public Schools - Aspire Centennial College Preparatory*	06/01/17	Beyond Authority
Los Angeles	Los Angeles Unified	Birmingham Community Charter High*	05/31/17	Beyond Authority
Los Angeles	Los Angeles Unified	Bright Star Secondary Charter Academy*	05/30/17	Beyond Authority
Los Angeles	Los Angeles Unified	Citizens of the World 2 (Silver Lake)*	06/05/17	Beyond Authority
Los Angeles	Los Angeles Unified	Citizens of the World 3 (Mar Vista)*	06/05/17	Beyond Authority
Los Angeles	Los Angeles Unified	Citizens of the World Hollywood Charter*	06/05/17	Beyond Authority
Los Angeles	Los Angeles Unified	City Charter*	06/05/17	Beyond Authority

CHARTER SCHOOL FACILITIES PROGRAM (CSFP)
 Remaining Unfunded In-House CSFP Applications as of December 31, 2019
 Listed in Alphabetical Order by County

County	District	Charter School	Received Date	Status
Los Angeles	Los Angeles Unified	Colfax Elementary*	06/05/17	Beyond Authority
Los Angeles	Los Angeles Unified	Extera Public Schools #1*	06/05/17	Beyond Authority
Los Angeles	Los Angeles Unified	Extera Public Schools #2*	06/05/17	Beyond Authority
Los Angeles	Los Angeles Unified	Gabriella Charter*	06/05/17	Beyond Authority
Los Angeles	Los Angeles Unified	Gabriella Charter #2*	06/05/17	Beyond Authority
Los Angeles	Los Angeles Unified	Granada Hills Charter (Devonshire Campus)*	06/05/17	Beyond Authority
Los Angeles	Los Angeles Unified	Granada Hills Charter (New Media Center)*	06/05/17	Beyond Authority
Los Angeles	Los Angeles Unified	Grover Cleveland Charter High*	06/05/17	Beyond Authority
Los Angeles	Los Angeles Unified	ICEF Vista Elementary Charter Academy*	06/05/17	Beyond Authority
Los Angeles	Los Angeles Unified	ICEF Vista Middle Charter Academy*	06/05/17	Beyond Authority
Los Angeles	Los Angeles Unified	LA Promise Fund High*	06/05/17	Beyond Authority
Los Angeles	Los Angeles Unified	Magnolia Science Academy - 2*	06/05/17	Beyond Authority
Los Angeles	Los Angeles Unified	Magnolia Science Academy - 3*	06/05/17	Beyond Authority
Los Angeles	Los Angeles Unified	Magnolia Science Academy - 5*	06/05/17	Beyond Authority
Los Angeles	Los Angeles Unified	Marquez Charter*	06/05/17	Beyond Authority
Los Angeles	Los Angeles Unified	New Heights Charter*	05/31/17	Beyond Authority
Los Angeles	Los Angeles Unified	Palisades Charter High*	05/30/17	Beyond Authority
Los Angeles	Los Angeles Unified	Stella Elementary Charter Academy*	05/30/17	Beyond Authority
Los Angeles	Los Angeles Unified	Stella Middle Charter Academy*	05/30/17	Beyond Authority
Los Angeles	Los Angeles Unified	Synergy Charter Academy*	05/30/17	Beyond Authority
Los Angeles	Los Angeles Unified	Synergy Charter Kinetic*	05/30/17	Beyond Authority
Los Angeles	Los Angeles Unified	Synergy Charter Quantum Academy*	05/30/17	Beyond Authority
Los Angeles	Los Angeles Unified	Taft Charter High*	06/05/17	Beyond Authority
Los Angeles	Los Angeles Unified	Today's Fresh Start - Compton*	06/05/17	Beyond Authority
Los Angeles	Los Angeles Unified	USC College Preparatory - Blue Campus*	06/02/17	Beyond Authority
Los Angeles	Los Angeles Unified	USC College Preparatory - Orange Campus*	06/02/17	Beyond Authority
Los Angeles	Los Angeles Unified	Valor Academy Elementary*	05/30/17	Beyond Authority
Los Angeles	Los Angeles Unified	Vaughn Elementary School Arts Center*	04/12/17	Beyond Authority
Los Angeles	Los Angeles Unified	Vaughn High School Arts Center*	04/12/17	Beyond Authority
Los Angeles	Los Angeles Unified	Vaughn Middle School Arts Center*	04/12/17	Beyond Authority
Los Angeles	Los Angeles Unified	Westside Innovative School House Charter Community School*	06/05/17	Beyond Authority
Los Angeles	Los Angeles Unified	Westside Innovative School House Charter High*	06/05/17	Beyond Authority
Los Angeles	Long Beach Unified	Intellectual Virtues Academy High*	06/05/17	Beyond Authority
Madera	Chawanakee Unified	Minarets Charter High*	06/01/17	Beyond Authority
Napa	Napa Valley Unified	River Charter*	06/05/17	Beyond Authority
Napa	Napa Valley Unified	River Charter*	06/05/17	Beyond Authority

CHARTER SCHOOL FACILITIES PROGRAM (CSFP)
 Remaining Unfunded In-House CSFP Applications as of December 31, 2019
 Listed in Alphabetical Order by County

County	District	Charter School	Received Date	Status
Napa	Napa Valley Unified	Stone Bridge Charter*	06/05/17	Beyond Authority
Nevada	Grass Valley Elementary	Grass Valley Charter*	06/05/17	Beyond Authority
Nevada	Grass Valley Elementary	Grass Valley Charter*	06/05/17	Beyond Authority
Nevada	Grass Valley Elementary	Nevada City School of the Arts*	06/01/17	Beyond Authority
Orange	Orange Unified	El Rancho Charter*	04/20/17	Beyond Authority
Riverside	Riverside County Office of Education	Riverside County Education Academy*	06/05/17	Beyond Authority
Sacramento	Elk Grove Unified	Elk Grove Charter School*	06/05/17	Beyond Authority
Sacramento	Natomas Unified	Westlake K-8 Charter*	05/22/17	Beyond Authority
Sacramento	Sacramento City Unified	Aspire Public Schools - Aspire Capitol Heights Academy*	06/01/17	Beyond Authority
Sacramento	Sacramento City Unified	Capitol Collegiate Academy*	06/05/17	Beyond Authority
Sacramento	San Juan Unified	California Montessori Project - San Juan Campus (Orangevale)*	06/05/17	Beyond Authority
Sacramento	San Juan Unified	Golden Valley Orchard Charter*	06/05/17	Beyond Authority
Sacramento	San Juan Unified	Golden Valley River Charter*	06/05/17	Beyond Authority
Sacramento	Twin Rivers Unified	Creative Connections Arts Academy*	06/05/17	Beyond Authority
Sacramento	Twin Rivers Unified	Creative Connections Arts Academy*	06/05/17	Beyond Authority
Sacramento	Twin Rivers Unified	Smythe Academy*	06/05/17	Beyond Authority
Sacramento	Twin Rivers Unified	Smythe Academy*	06/05/17	Beyond Authority
Sacramento	Twin Rivers Unified	Westside Preparatory Academy*	06/05/17	Beyond Authority
Sacramento	Twin Rivers Unified	Westside Preparatory Academy*	06/05/17	Beyond Authority
San Benito	Hollister Elementary	Navigator Schools - Hollister Preparatory*	06/05/17	Beyond Authority
San Benito	Hollister Elementary	Navigator Schools - Hollister Preparatory*	06/05/17	Beyond Authority
San Diego	Chula Vista Elementary	Arroyo Vista Charter*	06/05/17	Beyond Authority
San Diego	Chula Vista Elementary	Chula Vista Learning Community*	06/05/17	Beyond Authority
San Diego	Chula Vista Elementary	Chula Vista Learning Community*	06/05/17	Beyond Authority
San Diego	Chula Vista Elementary	Discovery Charter*	06/05/17	Beyond Authority
San Diego	Chula Vista Elementary	Discovery Charter*	06/05/17	Beyond Authority
San Diego	Chula Vista Elementary	Feaster Charter*	06/05/17	Beyond Authority
San Diego	Chula Vista Elementary	Feaster Charter*	06/05/17	Beyond Authority
San Diego	Chula Vista Elementary	Mueller Charter*	06/05/17	Beyond Authority
San Diego	Chula Vista Elementary	Mueller Charter*	06/05/17	Beyond Authority
San Diego	Grossmont Union High	Liberty Charter High *	06/05/17	Beyond Authority
San Diego	San Diego Unified	Health Sciences High and Middle College*	05/18/17	Beyond Authority
San Diego	San Diego Unified	Innovations Academy*	05/18/17	Beyond Authority
San Diego	San Diego Unified	Museum School*	05/18/17	Beyond Authority

CHARTER SCHOOL FACILITIES PROGRAM (CSFP)
 Remaining Unfunded In-House CSFP Applications as of December 31, 2019
 Listed in Alphabetical Order by County

County	District	Charter School	Received Date	Status
San Diego	South Bay Union	Nestor Charter*	06/05/17	Beyond Authority
San Joaquin	New Jerusalem Elementary	Delta Charter School*	06/05/17	Beyond Authority
San Joaquin	Stockton Unified	Aspire Public School - Aspire APEX Academy*	06/01/17	Beyond Authority
San Joaquin	Tracy Unified	Tracy Learning Center - Discovery Charter*	06/05/17	Beyond Authority
San Mateo	San Carlos Elementary	Charter Learning Center*	06/02/17	Beyond Authority
San Mateo	San Carlos Elementary	Charter Learning Center*	06/02/17	Beyond Authority
Santa Clara	East Side Union High	Alpha Public Schools - Cindy Avitia High *	06/05/17	Beyond Authority
Santa Clara	Gilroy Unified	Navigator Schools - Gilroy Preparatory*	06/05/17	Beyond Authority
Shasta	Enterprise Elementary	Pace Academy*	06/05/17	Beyond Authority
Shasta	Enterprise Elementary	Pace Academy*	06/05/17	Beyond Authority
Solano	Vallejo Unified	MIT Academy Middle School *	05/22/17	Beyond Authority
Solano	Vallejo Unified	MIT Academy Middle School *	05/22/17	Beyond Authority
Sonoma	Old Adobe Union	Loma Vista Immersion Academy*	06/05/17	Beyond Authority
Sonoma	Petaluma City Elementary	Live Oak Charter*	06/05/17	Beyond Authority
Sonoma	Sebastopol Union	Sebastopol Independent Charter*	06/05/17	Beyond Authority
Sonoma	Twin Hills Union	Twin Hills Charter Middle School*	05/26/17	Beyond Authority
Sonoma	Windsor Unified	Cali Calmecac Language Academy*	05/25/17	Beyond Authority
Sonoma	Windsor Unified	Cali Calmecac Language Academy *	05/25/17	Beyond Authority
Ventura	Ventura Unified	Ventura Charter School*	05/26/17	Beyond Authority
Yolo	Washington Unified	Washington Middle College High School*	06/05/17	Beyond Authority

*CSFP applications that did not receive a Preliminary Charter School Apportionment will be retained through the end of 2018 to enable the Board to continue awarding Preliminary Charter School Apportionments during that time, provided additional bond authority returns. Applications on this list will require a complete review by OPSC and the California School Finance Authority to be eligible for funding.

SFP APPLICATIONS
 Career Technical Education Facilities Program
 - Workload as of December 31, 2019 -

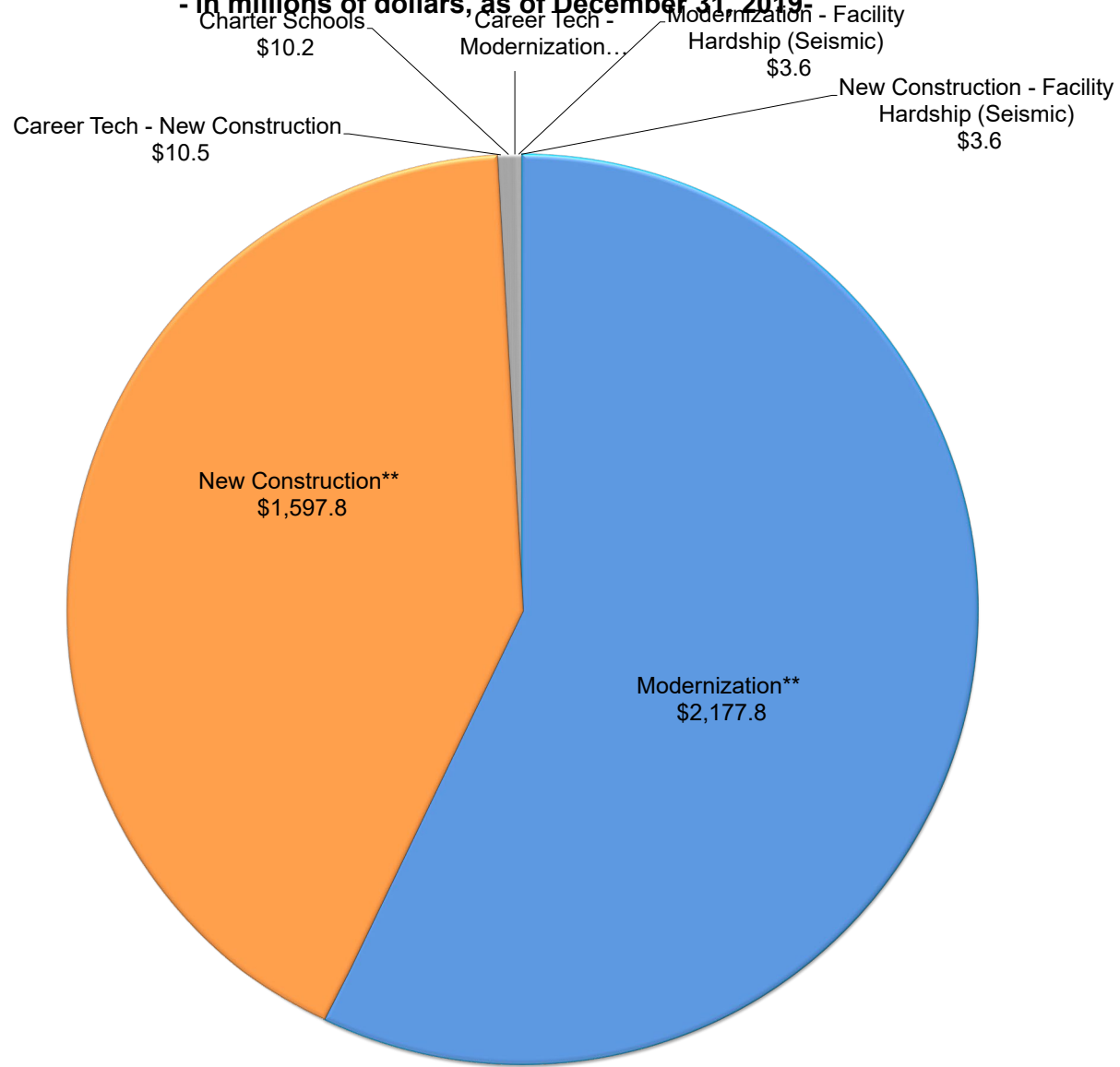
District	County	Site Name	Application Number	OPSC Date Received	Estimated State Grant (a)	Requested Loan Amount
West Contra Costa Unified	Contra Costa	De Anza Senior High	55/61796-01-003	09/06/2019	\$ 462,308	\$ -
West Contra Costa Unified	Contra Costa	De Anza Senior High	55/61796-01-004	09/06/2019	\$ 1,223,970	\$ -
West Contra Costa Unified	Contra Costa	El Cerrito Senior High	55/61796-02-002	09/06/2019	\$ 1,037,417	\$ -
San Luis Coastal Unified	San Luis Obispo	San Luis Obispo High	59/68809-00-010	09/27/2019	\$ 1,500,000	\$ -
San Luis Coastal Unified	San Luis Obispo	Morro Bay High	59/68809-00-011	09/27/2019	\$ 1,500,000	\$ -
Sonoma Valley Unified	Sonoma	Sonoma Valley High	59/70953-00-003	10/11/2019	\$ 1,500,000	\$ -
Santa Barbara Unified	Santa Barbara	Dos Pueblos High	55/76786-00-004	11/18/2019	\$ 1,700,000	\$ -
Hacienda La Puente Unified	Los Angeles	Los Altos High	59/73445-00-003	11/21/2019	\$ 1,231,659	\$ -
Center Joint Unified	Sacramento	Center High	59/73973-00-004	12/06/2019	\$ 280,817	\$ -
Benicia Unified	Solano	Benicia High	55/70524-00-003	12/11/2019	\$ 2,783,347	\$ -
Siskiyou Union High	Siskiyou	Mt. Shasta High	59/70466-00-003	12/11/2019	\$ 493,923	\$ -
Los Alamitos Unified	Orange	Los Alamitos High	55/73924-00-002	12/17/2019	\$ 1,445,589	\$ -
Liberty Union High	Contra Costa	Heritage High	55/61721-00-002	12/20/2019	\$ 1,884,141	\$ -

Summary of CTE Funding	Total (in Dollars)
New Construction	\$ 10,536,772
Modernization	\$ 6,506,398
Total CTEFP	\$ 17,043,170

* OPSC has not yet reviewed the total grant requested and the total number of projects may exceed available bond authority. Placement on this list does not confirm funding.

School Facility Program Applications within Bond Authority*

- in millions of dollars, as of December 31, 2019 -



*The projects on this report only represents completed applications that are awaiting Office of Public School Construction (OPSC) processing and scheduling to the State Allocation Board. It does not reflect the OPSC's complete workload or guarantee the project is within available bond authority.

** Includes Facility Hardship Non-Seismic applications.

This list includes future workload that is identified as:

- Pending reflects workload that has been processed by OPSC but awaiting further information/documentation from the district.
- Reviewing reflects currently being processed by OPSC.

INFORMATION ITEM

FULL-DAY KINDERGARTEN FACILITIES GRANT PROGRAM (as of December 31, 2019)

The applications on this list represent Full-Day Kindergarten Facilities Grant Program projects in date order received through August 1, 2019. These applications have been received and are currently being reviewed by the Office of Public School Construction.

Published monthly in the SAB Agenda.

This report is also located on the [OPSC Website](#)

Full-Day Kindergarten Facilities Grant Program
- Workload as of December 31, 2019 -

District	County	Site Name	Application Number	OPSC Date Received	Estimated State Grant (a)	Financial Hardship (b)	Estimated SAB Date
Chico Unified	Butte	Emma Wilson Elementary	70/61424-00-007	5/30/2019	\$ 1,251,446	TBD	TBD
Chico Unified	Butte	Mcmanus Elementary	70/61424-00-008	5/30/2019	\$ 1,668,595	TBD	TBD
Chico Unified	Butte	Marigold Elementary	70/61424-00-009	5/30/2019	\$ 1,668,595	TBD	TBD
Chico Unified	Butte	Neal Dow Elementary	70/61424-00-010	5/30/2019	\$ 414,149	TBD	TBD
Chico Unified	Butte	Sierra View Elementary	70/61424-00-011	5/30/2019	\$ 1,251,446	TBD	TBD
Chico Unified	Butte	Rosedale Elementary	70/61424-00-012	5/30/2019	\$ 1,668,595	TBD	TBD
Chico Unified	Butte	Hooker Oak Elementary	70/61424-00-013	5/30/2019	\$ 1,251,446	TBD	TBD
Martinez Unified	Contra Costa	John Muir Elementary	70/61739-00-002	5/30/2019	\$ 834,298	TBD	TBD
West Contra Costa Unified	Contra Costa	Wilson Elementary	70/61796-00-001	5/29/2019	\$ 1,251,446	TBD	TBD
Fowler Unified	Fresno	Marshall Elementary	70/62158-00-003	5/30/2019	\$ 2,920,041	TBD	TBD
Fowler Unified	Fresno	Malaga Elementary	70/62158-00-004	5/30/2019	\$ 834,298	TBD	TBD
Fresno Unified	Fresno	Addams Elementary	70/62166-00-006	5/9/2019	\$ 834,298	TBD	TBD
Fresno Unified	Fresno	Del Mar Elementary	70/62166-00-007	5/9/2019	\$ 1,251,446	TBD	TBD
Fresno Unified	Fresno	Ewing Elementary	70/62166-00-008	5/9/2019	\$ 1,668,595	TBD	TBD
Sanger Unified	Fresno	Lone Star Elementary	70/62414-00-005	5/20/2019	\$ 1,251,446	TBD	TBD
Sanger Unified	Fresno	Lincoln Elementary	70/62414-00-006	5/20/2019	\$ 834,298	TBD	TBD
Sanger Unified	Fresno	Wilson Elementary	70/62414-00-007	5/20/2019	\$ 834,298	TBD	TBD
Sanger Unified	Fresno	Madison Elementary	70/62414-00-008	5/20/2019	\$ 834,298	TBD	TBD
Sanger Unified	Fresno	John Wash Elementary	70/62414-00-009	5/20/2019	\$ 834,298	TBD	TBD
Selma Unified	Fresno	Andrew Jackson Elementary	70/62430-00-008	5/9/2019	\$ 1,668,595	TBD	TBD
Selma Unified	Fresno	Theodore Roosevelt Elementary	70/62430-00-009	5/9/2019	\$ 1,668,595	TBD	TBD
Selma Unified	Fresno	George Washington Elementary	70/62430-00-010	5/9/2019	\$ 1,668,595	TBD	TBD
Selma Unified	Fresno	Indianola Elementary	70/62430-00-011	5/9/2019	\$ 834,298	TBD	TBD
Selma Unified	Fresno	Woodrow Wilson Elementary	70/62430-00-012	5/9/2019	\$ 834,298	TBD	TBD
Selma Unified	Fresno	Garfield Elementary	70/62430-00-013	5/9/2019	\$ 834,298	TBD	TBD
Selma Unified	Fresno	Terry Elementary	70/62430-00-014	5/9/2019	\$ 417,149	TBD	TBD
Sulphur Springs Union	Los Angeles	Fair Oaks Ranch Community	70/65045-00-016	5/9/2019	\$ 2,920,041	TBD	TBD
Sulphur Springs Union	Los Angeles	Golden Oak Community	70/65045-00-017	5/9/2019	\$ 1,251,446	TBD	TBD
San Rafael City Schools	Marin	San Padro Elementary	70/65458-00-002	5/2/2019	\$ 1,668,595	TBD	TBD
Alisal Union	Monterey	Oscar F. Loya Elementary	70/65961-00-009	5/8/2019	\$ 1,251,446	TBD	TBD
Alisal Union	Monterey	Cesar E. Chavez Elementary	70/65961-00-010	5/8/2019	\$ 1,251,446	TBD	TBD
Alisal Union	Monterey	Creekside Elementary	70/65961-00-011	5/8/2019	\$ 1,251,446	TBD	TBD
Alisal Union	Monterey	Virginia Rocca Barton Elementary	70/65961-00-012	5/8/2019	\$ 1,251,446	TBD	TBD
Alisal Union	Monterey	Dr. Martin Luther King Jr Academy	70/65961-00-013	5/8/2019	\$ 834,298	TBD	TBD
Alisal Union	Monterey	John E. Steinbeck Elementary	70/65961-00-014	5/8/2019	\$ 834,298	TBD	TBD
Alisal Union	Monterey	Monte Bella Elementary	70/65961-00-015	5/8/2019	\$ 417,149	TBD	TBD
Alisal Union	Monterey	Alisal Community	70/65961-00-016	5/8/2019	\$ 417,149	TBD	TBD
Chualar Union Elementary	Monterey	Chualar Elementary	70/65995-00-001	5/28/2019	\$ 841,758	TBD	TBD
Salinas City Elementary	Monterey	University Park Elementary	70/66142-00-001	5/22/2019	\$ 2,085,744	TBD	TBD
Salinas City Elementary	Monterey	Henry F. Kammann Elementary	70/66142-00-002	5/22/2019	\$ 1,668,595	TBD	TBD
Salinas City Elementary	Monterey	Los Padres Elementary	70/66142-00-003	5/22/2019	\$ 1,668,595	TBD	TBD
Salinas City Elementary	Monterey	Mission Park Elementary	70/66142-00-004	5/22/2019	\$ 1,668,595	TBD	TBD
Salinas City Elementary	Monterey	Monterey Park Elementary	70/66142-00-005	5/22/2019	\$ 1,251,446	TBD	TBD
Anaheim Elementary	Orange	Roosevelt Elementary	70/66423-00-001	5/17/2019	\$ 417,149	TBD	TBD
Centralia Elementary	Orange	Los Coyotes Elementary	70/66472-00-006	5/9/2019	\$ 417,149	TBD	TBD
Centralia Elementary	Orange	Raymond Temple Elementary	70/66472-00-007	5/9/2019	\$ 1,251,446	TBD	TBD
Centralia Elementary	Orange	George B. Miller Elementary	70/66472-00-008	5/9/2019	\$ 417,149	TBD	TBD
Centralia Elementary	Orange	Dysinger Elementary	70/66472-00-009	5/9/2019	\$ 417,149	TBD	TBD
Centralia Elementary	Orange	San Marino Elementary	70/66472-00-010	5/9/2019	\$ 417,149	TBD	TBD
Santa Ana Unified	Orange	George Washington Elementary	70/66670-00-015	5/1/2019	\$ 2,502,893	TBD	TBD
Santa Ana Unified	Orange	Dr. Martin Luther King Jr Elementary	70/66670-00-016	5/1/2019	\$ 417,149	TBD	TBD
Santa Ana Unified	Orange	Thomas A. Edison Elementary	70/66670-00-017	5/1/2019	\$ 1,668,595	TBD	TBD
Santa Ana Unified	Orange	John Muir Fundamental Elementary	70/66670-00-018	5/1/2019	\$ 834,298	TBD	TBD
Santa Ana Unified	Orange	Pio Pico Elementary	70/66670-00-019	5/1/2019	\$ 834,298	TBD	TBD

Full-Day Kindergarten Facilities Grant Program
- Workload as of December 31, 2019 -

District	County	Site Name	Application Number	OPSC Date Received	Estimated State Grant (a)	Financial Hardship (b)	Estimated SAB Date
Santa Ana Unified	Orange	Jim Thorpe Fundamental Elementary	70/66670-00-020	5/1/2019	\$ 1,251,446	TBD	TBD
Santa Ana Unified	Orange	Walker Elementary	70/66670-00-021	5/1/2019	\$ 417,149	TBD	TBD
Santa Ana Unified	Orange	James A. Garfield Elementary	70/66670-00-022	5/1/2019	\$ 1,251,446	TBD	TBD
Santa Ana Unified	Orange	Greenville Fundamental Elementary	70/66670-00-023	5/1/2019	\$ 1,668,595	TBD	TBD
Santa Ana Unified	Orange	Abraham Lincoln Elementary	70/66670-00-024	5/1/2019	\$ 1,668,595	TBD	TBD
Santa Ana Unified	Orange	Monte Vista Elementary	70/66670-00-025	5/1/2019	\$ 834,298	TBD	TBD
Santa Ana Unified	Orange	Theodore Roosevelt Elementary	70/66670-00-026	5/1/2019	\$ 834,298	TBD	TBD
Santa Ana Unified	Orange	Sepulveda Elementary	70/66670-00-027	5/1/2019	\$ 417,149	TBD	TBD
Santa Ana Unified	Orange	Woodrow Wilson Elementary	70/66670-00-028	5/1/2019	\$ 834,298	TBD	TBD
Alvord Unified	Riverside	Valley View Elementary	70/66977-00-014	5/1/2019	\$ 1,251,446	TBD	TBD
Alvord Unified	Riverside	Foothill Elementary	70/66977-00-015	5/1/2019	\$ 1,251,446	TBD	TBD
Alvord Unified	Riverside	Mcauliffe Elementary	70/66977-00-016	5/1/2019	\$ 1,668,595	TBD	TBD
Alvord Unified	Riverside	Promendade Elementary	70/66977-00-017	5/1/2019	\$ 1,251,446	TBD	TBD
Alvord Unified	Riverside	Terrace Elementary	70/66977-00-018	5/1/2019	\$ 1,668,595	TBD	TBD
Alvord Unified	Riverside	Orrenmaa Elementary	70/66977-00-019	5/1/2019	\$ 834,298	TBD	TBD
Alvord Unified	Riverside	Myra Linn Elementary	70/66977-00-020	5/1/2019	\$ 834,298	TBD	TBD
Alvord Unified	Riverside	Rosemary Kennedy Elementary	70/66977-00-021	5/1/2019	\$ 834,298	TBD	TBD
Alvord Unified	Riverside	Arlanza Elementary	70/66977-00-022	5/1/2019	\$ 834,298	TBD	TBD
Alvord Unified	Riverside	Collett Elementary	70/66977-00-023	5/1/2019	\$ 1,251,446	TBD	TBD
Alvord Unified	Riverside	Lake Hills Elementary	70/66977-00-024	5/1/2019	\$ 1,251,446	TBD	TBD
Alvord Unified	Riverside	La Granada Elementary	70/66977-00-025	5/1/2019	\$ 1,251,446	TBD	TBD
Alvord Unified	Riverside	Twinhill Elementary	70/66977-00-026	5/1/2019	\$ 834,298	TBD	TBD
Desert Sands Unified	Riverside	Kennedy Elementary	70/67058-00-001	5/23/2019	\$ 620,850	TBD	TBD
Moreno Valley Unified	Riverside	Butterfield Elementary	70/67124-00-009	5/30/2019	\$ 1,251,446	TBD	TBD
Moreno Valley Unified	Riverside	Honey Hollow Elementary	70/67124-00-010	5/30/2019	\$ 1,251,446	TBD	TBD
Moreno Valley Unified	Riverside	North Ridge Elementary	70/67124-00-011	5/30/2019	\$ 1,251,446	TBD	TBD
Moreno Valley Unified	Riverside	Ridge Crest Elementary	70/67124-00-012	5/30/2019	\$ 834,298	TBD	TBD
Moreno Valley Unified	Riverside	Seneca Elementary	70/67124-00-013	5/30/2019	\$ 834,298	TBD	TBD
Moreno Valley Unified	Riverside	Serrano Elementary	70/67124-00-014	5/30/2019	\$ 834,298	TBD	TBD
Moreno Valley Unified	Riverside	Bear Valley Elementary	70/67124-00-015	5/30/2019	\$ 417,149	TBD	TBD
Moreno Valley Unified	Riverside	Cloverdale Elementary	70/67124-00-016	5/30/2019	\$ 417,149	TBD	TBD
Moreno Valley Unified	Riverside	Creekside Elementary	70/67124-00-017	5/30/2019	\$ 417,149	TBD	TBD
Moreno Valley Unified	Riverside	Hidden Springs Elementary	70/67124-00-018	5/30/2019	\$ 417,149	TBD	TBD
Nuview Union	Riverside	Valley View Elementary	70/67157-00-001	5/24/2019	\$ 841,758	TBD	TBD
Riverside Unified	Riverside	Highgrove Elementary	70/67215-00-001	5/14/2019	\$ 1,361,219	TBD	TBD
Riverside Unified	Riverside	Jefferson Elementary	70/67215-00-002	5/14/2019	\$ 1,668,595	TBD	TBD
Riverside Unified	Riverside	Madison Elementary	70/67215-00-003	5/15/2019	\$ 2,085,744	TBD	TBD
Riverside Unified	Riverside	Longfellow Elementary	70/67215-00-004	5/14/2019	\$ 2,085,744	TBD	TBD
Riverside Unified	Riverside	Monroe Elementary	70/67215-00-005	5/14/2019	\$ 2,085,744	TBD	TBD
Riverside Unified	Riverside	Adams Elementary	70/67215-00-006	5/14/2019	\$ 1,251,446	TBD	TBD
Riverside Unified	Riverside	Alcott Elementary	70/67215-00-007	5/14/2019	\$ 834,298	TBD	TBD
Riverside Unified	Riverside	Fremont Elementary	70/67215-00-008	5/14/2019	\$ 907,480	TBD	TBD
San Jacinto Unified	Riverside	San Jacinto Elementary	70/67249-00-001	5/24/2019	\$ 1,668,595	TBD	TBD
San Jacinto Unified	Riverside	Edward Hyatt Elementary	70/67249-00-002	5/24/2019	\$ 417,149	TBD	TBD
Robla Elementary	Sacramento	Bell Avenue Elementary	70/67421-00-004	5/9/2019	\$ 841,758	TBD	TBD
Robla Elementary	Sacramento	Glenwood Elementary	70/67421-00-005	5/9/2019	\$ 1,258,906	TBD	TBD
Robla Elementary	Sacramento	Taylor Street Elementary	70/67421-00-006	5/9/2019	\$ 841,758	TBD	TBD
Hollister	San Benito	Calaveras Elementary	70/67470-00-005	5/30/2019	\$ 1,668,595	TBD	TBD
Hollister	San Benito	Ro Hardin Elementary	70/67470-00-006	5/30/2019	\$ 1,668,595	TBD	TBD
Hollister	San Benito	Gabilan Hills Elementary/Hdla	70/67470-00-007	5/30/2019	\$ 2,085,744	TBD	TBD
Hollister	San Benito	Cerra Vista Elementary	70/67470-00-008	5/30/2019	\$ 2,085,744	TBD	TBD
Colton Joint Unified	San Bernardino	Mckinley Elementary	70/67686-00-001	5/30/2019	\$ 834,298	TBD	TBD
Colton Joint Unified	San Bernardino	Ruth Grimes Elementary	70/67686-00-002	5/30/2019	\$ 1,251,446	TBD	TBD
Colton Joint Unified	San Bernardino	Wilson Elementary	70/67686-00-003	5/30/2019	\$ 834,298	TBD	TBD
Colton Joint Unified	San Bernardino	Rogers Elementary	70/67686-00-004	5/30/2019	\$ 834,298	TBD	TBD
Colton Joint Unified	San Bernardino	Crestmore Elementary	70/67686-00-005	5/30/2019	\$ 417,149	TBD	TBD
Colton Joint Unified	San Bernardino	Zimmerman Elementary	70/67686-00-006	5/30/2019	\$ 417,149	TBD	TBD
Cucamonga Elementary	San Bernardino	Cucamonga Elementary	70/67694-00-001	5/22/2019	\$ 1,258,906	TBD	TBD
Fontana Unified	San Bernardino	Locust Elementary	70/67710-00-021	5/30/2019	\$ 417,149	TBD	TBD
Fontana Unified	San Bernardino	Primrose Elementary	70/67710-00-022	5/30/2019	\$ 834,298	TBD	TBD

Full-Day Kindergarten Facilities Grant Program
- Workload as of December 31, 2019 -

District	County	Site Name	Application Number	OPSC Date Received	Estimated State Grant (a)	Financial Hardship (b)	Estimated SAB Date
Fontana Unified	San Bernardino	Dorothy Grant Elementary	70/67710-00-023	5/30/2019	\$ 417,149	TBD	TBD
Fontana Unified	San Bernardino	Hemlock Elementary	70/67710-00-024	5/30/2019	\$ 834,298	TBD	TBD
Fontana Unified	San Bernardino	Poplar Elementary	70/67710-00-025	5/30/2019	\$ 834,298	TBD	TBD
Fontana Unified	San Bernardino	Sierra Lakes Elementary	70/67710-00-026	5/30/2019	\$ 417,149	TBD	TBD
Fontana Unified	San Bernardino	Oleander Elementary	70/67710-00-027	5/30/2019	\$ 1,668,595	TBD	TBD
Fontana Unified	San Bernardino	Porter Elementary	70/67710-00-028	5/30/2019	\$ 1,251,446	TBD	TBD
Fontana Unified	San Bernardino	Beech Elementary	70/67710-00-029	5/30/2019	\$ 834,298	TBD	TBD
Fontana Unified	San Bernardino	Palmetto Elementary	70/67710-00-030	5/30/2019	\$ 1,251,446	TBD	TBD
Fontana Unified	San Bernardino	Date Elementary	70/67710-00-031	5/30/2019	\$ 1,251,446	TBD	TBD
Fontana Unified	San Bernardino	Randall Pepper Elementary	70/67710-00-032	5/30/2019	\$ 834,298	TBD	TBD
Fontana Unified	San Bernardino	Citrus Elementary	70/67710-00-033	5/30/2019	\$ 834,298	TBD	TBD
Fontana Unified	San Bernardino	Cypress Elementary	70/67710-00-034	5/30/2019	\$ 1,251,446	TBD	TBD
Fontana Unified	San Bernardino	Canyon Crest Elementary	70/67710-00-035	5/30/2019	\$ 834,298	TBD	TBD
Fontana Unified	San Bernardino	Live Oak Elementary	70/67710-00-036	5/30/2019	\$ 834,298	TBD	TBD
Fontana Unified	San Bernardino	West Randall Elementary	70/67710-00-037	5/30/2019	\$ 417,149	TBD	TBD
Fontana Unified	San Bernardino	N. Tamarind Elementary	70/67710-00-038	5/30/2019	\$ 417,149	TBD	TBD
Rialto Unified	San Bernardino	Lm Preston Elementary	70/67850-00-005	5/29/2019	\$ 417,149	TBD	TBD
Rialto Unified	San Bernardino	Trapp Elementary	70/67850-00-006	5/29/2019	\$ 417,149	TBD	TBD
Dehesa Elementary	San Diego	Dehesa Elementary	70/68049-00-002	5/15/2019	\$ 841,758	TBD	TBD
Escondido Union Elementary	San Diego	Orange Glen Elementary	70/68098-00-001	5/22/2019	\$ 1,251,446	TBD	TBD
Mountain Empire Unified	San Diego	Campo Elementary	70/68213-00-005	5/21/2019	\$ 834,298	TBD	TBD
Mountain Empire Unified	San Diego	Clover Flat Elementary	70/68213-00-006	5/21/2019	\$ 834,298	TBD	TBD
Mountain Empire Unified	San Diego	Potrero Elementary	70/68213-00-007	5/21/2019	\$ 834,298	TBD	TBD
Mountain Empire Unified	San Diego	Descanso Elementary	70/68213-00-008	5/21/2019	\$ 834,298	TBD	TBD
Santee Elementary	San Diego	Sycamore Canyon Elementary	70/68361-00-006	5/23/2019	\$ 1,258,906	TBD	TBD
Santee Elementary	San Diego	Pride Academy	70/68361-00-007	5/23/2019	\$ 1,258,906	TBD	TBD
Santee Elementary	San Diego	Carlton Hills Elementary	70/68361-00-008	5/23/2019	\$ 1,258,906	TBD	TBD
Santee Elementary	San Diego	Cajon Park Elementary	70/68361-00-009	5/23/2019	\$ 1,258,906	TBD	TBD
Lincoln Unified	San Joaquin	John R. Williams	70/68569-00-001	5/2/2019	\$ 417,149	TBD	TBD
Lincoln Unified	San Joaquin	Brookside Elementary	70/68569-00-002	5/2/2019	\$ 417,149	TBD	TBD
Lincoln Unified	San Joaquin	Don Riggio	70/68569-00-003	5/2/2019	\$ 417,149	TBD	TBD
Lucia Mar Unified	San Luis Obispo	Dorthea Lange Elementary	70/68759-00-003	5/1/2019	\$ 834,298	TBD	TBD
Lucia Mar Unified	San Luis Obispo	Dana Elementary	70/68759-00-004	5/1/2019	\$ 834,298	TBD	TBD
Lucia Mar Unified	San Luis Obispo	Shell Beach Elementary	70/68759-00-005	5/29/2019	\$ 834,298	TBD	TBD
College Elementary	Santa Barbara	College Elementary	70/69179-00-001	5/28/2019	\$ 424,609	TBD	TBD
Lompoc Unified	Santa Barbara	Arthur Hapgood Elementary	70/69229-00-001	5/24/2019	\$ 1,251,446	TBD	TBD
Lompoc Unified	Santa Barbara	La Canada Elementary	70/69229-00-002	5/24/2019	\$ 1,251,446	TBD	TBD
Lompoc Unified	Santa Barbara	Miguelito Elementary	70/69229-00-003	5/24/2019	\$ 1,251,446	TBD	TBD
Lompoc Unified	Santa Barbara	Leonora Fillmore Elementary	70/69229-00-004	5/24/2019	\$ 834,298	TBD	TBD
Lompoc Unified	Santa Barbara	Buena Vista Elementary	70/69229-00-005	5/24/2019	\$ 834,298	TBD	TBD
Lompoc Unified	Santa Barbara	Clarence Ruth Elementary	70/69229-00-006	5/24/2019	\$ 834,298	TBD	TBD
Lompoc Unified	Santa Barbara	La Honda Elementary	70/69229-00-007	5/24/2019	\$ 834,298	TBD	TBD
Lompoc Unified	Santa Barbara	Crestview Elementary	70/69229-00-008	5/24/2019	\$ 834,298	TBD	TBD
Lompoc Unified	Santa Barbara	Los Berros Elementary	70/69229-00-009	5/24/2019	\$ 834,298	TBD	TBD
Luther Burbank Elementary	Santa Clara	Luther Burbank Elementary	70/69542-00-002	5/9/2019	\$ 1,258,906	TBD	TBD
Morgan Hill Unified	Santa Clara	Nordstrom Elementary	70/69583-00-004	5/30/2019	\$ 2,085,744	TBD	TBD
Morgan Hill Unified	Santa Clara	Jackson Academy	70/69583-00-005	5/30/2019	\$ 1,251,446	TBD	TBD
Morgan Hill Unified	Santa Clara	San Martin/Gwinn Elementary	70/69583-00-006	5/30/2019	\$ 1,251,446	TBD	TBD
San Jose Unified	Santa Clara	Booksin Elementary	70/69666-00-001	5/7/2019	\$ 1,668,595	TBD	TBD
San Jose Unified	Santa Clara	Los Alamitos Elementary	70/69666-00-002	5/7/2019	\$ 1,251,446	TBD	TBD
Union Elementary	Santa Clara	Guadalupe Elementary	70/69708-00-001	5/30/2019	\$ 834,298	TBD	TBD
Pajaro Valley Unified	Santa Cruz	Hall District Elementary	70/69799-00-001	5/30/2019	\$ 1,251,446	TBD	TBD
Pajaro Valley Unified	Santa Cruz	Calabasas Elementary	70/69799-00-002	5/30/2019	\$ 2,085,744	TBD	TBD
Pajaro Valley Unified	Santa Cruz	Amesti Elementary	70/69799-00-003	5/30/2019	\$ 1,668,595	TBD	TBD
Pajaro Valley Unified	Santa Cruz	Starlight Elementary	70/69799-00-004	5/30/2019	\$ 2,085,744	TBD	TBD
Pajaro Valley Unified	Santa Cruz	Freedom Elementary	70/69799-00-005	5/30/2019	\$ 1,251,446	TBD	TBD
Pajaro Valley Unified	Santa Cruz	Ann Soldo Elementary	70/69799-00-006	5/30/2019	\$ 834,298	TBD	TBD
Pajaro Valley Unified	Santa Cruz	H.A. Hyde Elementary	70/69799-00-007	5/30/2019	\$ 1,251,446	TBD	TBD
Pajaro Valley Unified	Santa Cruz	Mar Vista Elementary	70/69799-00-008	5/30/2019	\$ 834,298	TBD	TBD
Pajaro Valley Unified	Santa Cruz	Radcliff Elementary	70/69799-00-009	5/30/2019	\$ 1,668,595	TBD	TBD

Full-Day Kindergarten Facilities Grant Program
- Workload as of December 31, 2019 -

District	County	Site Name	Application Number	OPSC Date Received	Estimated State Grant (a)	Financial Hardship (b)	Estimated SAB Date
Pajaro Valley Unified	Santa Cruz	Mintie White Elementary	70/69799-00-010	5/30/2019	\$ 2,085,744	TBD	TBD
Pajaro Valley Unified	Santa Cruz	T.S. Macquiddy Elementary	70/69799-00-011	5/30/2019	\$ 1,251,446	TBD	TBD
Pajaro Valley Unified	Santa Cruz	Landmark Elementary	70/69799-00-012	5/30/2019	\$ 1,251,446	TBD	TBD
Pajaro Valley Unified	Santa Cruz	Bradley Elementary	70/69799-00-013	5/30/2019	\$ 1,251,446	TBD	TBD
Pajaro Valley Unified	Santa Cruz	Ohlone Elementary	70/69799-00-014	5/30/2019	\$ 417,149	TBD	TBD
Pajaro Valley Unified	Santa Cruz	Valencia Elementary	70/69799-00-015	5/30/2019	\$ 1,668,595	TBD	TBD
Pajaro Valley Unified	Santa Cruz	Rio Del Mar Elementary	70/69799-00-016	5/30/2019	\$ 834,298	TBD	TBD
Pajaro Valley Unified	Santa Cruz	Alianza Charter	70/69799-00-017	5/30/2019	\$ 1,668,595	TBD	TBD
Fairfield-Suisun Unified	Solano	Suisun Elementary	70/70540-00-003	5/2/2019	\$ 834,298	TBD	TBD
Fairfield-Suisun Unified	Solano	David Weir Elementary	70/70540-00-004	5/2/2019	\$ 417,149	TBD	TBD
Vacaville Unified	Solano	Edwin Markham Elementary	70/70573-00-002	5/2/2019	\$ 2,085,744	TBD	TBD
Ceres Unified	Stanislaus	Sam Vaughn Elementary	70/71043-00-002	5/23/2019	\$ 824,047	TBD	TBD
Cutler-Orosi Joint Unified	Tulare	Palm Elementary	70/71860-00-005	5/1/2019	\$ 2,502,893	TBD	TBD
Lindsay Unified	Tulare	Jefferson Elementary	70/71993-00-007	5/9/2019	\$ 834,298	TBD	TBD
Lindsay Unified	Tulare	Reagan Elementary	70/71993-00-008	5/9/2019	\$ 834,298	TBD	TBD
Lindsay Unified	Tulare	Kennedy Elementary	70/71993-00-009	5/9/2019	\$ 417,149	TBD	TBD
Sequoia Union Elementary	Tulare	Sequoia Elementary	70/72116-00-001	5/20/2019	\$ 841,758	TBD	TBD
Tulare City Elementary	Tulare	Roosevelt Elementary	70/72231-00-002	5/6/2019	\$ 2,510,353	TBD	TBD
Visalia Unified	Tulare	Goshen Elementary	70/72256-00-002	5/13/2019	\$ 1,676,055	TBD	TBD
Sonora Elementary	Toulumne	Sonora Elementary	70/72371-00-002	5/7/2019	\$ 824,048	TBD	TBD
Oxnard Elementary	Ventura	Marina West Elementary	70/72538-00-005	5/9/2019	\$ 2,085,744	TBD	TBD
Oxnard Elementary	Ventura	Rose Avenue Elementary	70/72538-00-006	5/9/2019	\$ 1,668,595	TBD	TBD
Oxnard Elementary	Ventura	Ramona Elementary	70/72538-00-007	5/9/2019	\$ 834,298	TBD	TBD
Oxnard Elementary	Ventura	Sierra Linda Elementary	70/72538-00-008	5/9/2019	\$ 2,502,893	TBD	TBD
Reef-Sunset Unified	Kings	Tamarack Elementary	70/73932-00-002	5/20/2019	\$ 1,668,595	TBD	TBD
Center Joint Unified	Sacramento	North Country Elementary	70/73973-00-006	5/9/2019	\$ 1,251,446	TBD	TBD
Center Joint Unified	Sacramento	Arthur Dudley Elementary	70/73973-00-007	5/9/2019	\$ 834,298	TBD	TBD
Center Joint Unified	Sacramento	Cyril Spinelli Elementary	70/73973-00-008	5/9/2019	\$ 834,298	TBD	TBD
Lake Elsinore Unified	Riverside	Railroad Canyon Elementary	70/75176-00-001	5/22/2019	\$ 1,648,095	TBD	TBD
Porterville Unified	Tulare	Santa Fe Elementary	70/75523-00-002	5/29/2019	\$ 1,676,055	TBD	TBD
Santa Barbara Unified	Santa Barbara	Adams Elementary	70/76786-00-002	5/9/2019	\$ 1,251,446	TBD	TBD
Santa Barbara Unified	Santa Barbara	Harding University Partnership	70/76786-00-003	5/9/2019	\$ 1,251,446	TBD	TBD
Upper Lake Unified	Lake	Upper Lake Elementary	70/76976-00-002	5/9/2019	\$ 1,258,906	TBD	TBD
Kelseyville Unified	Lake	Kelseyville Elementary	71/64014-00-002	5/23/2019	\$ 806,528	TBD	TBD
Los Nietos Elementary	Los Angeles	Nelson Elementary	71/64758-00-002	5/29/2019	\$ 359,828	TBD	TBD
Sulphur Springs Union	Los Angeles	Valley View Community	71/65045-00-001	5/9/2019	\$ 711,700	TBD	TBD
Whittier City	Los Angeles	Phelan Elementary	71/65110-00-003	5/13/2019	\$ 355,850	TBD	TBD
Whittier City	Los Angeles	Jackson Elementary	71/65110-00-004	5/13/2019	\$ 242,393	TBD	TBD
Whittier City	Los Angeles	Mill Elementary	71/65110-00-005	5/13/2019	\$ 121,196	TBD	TBD
Livingston Union	Merced	Campus Park Elementary	71/65748-00-001	5/30/2019	\$ 359,828	TBD	TBD
Livingston Union	Merced	Selma Herndon Elementary	71/65748-00-002	5/30/2019	\$ 893,603	TBD	TBD
Ocean View Elementary	Orange	Westmont Elementary	71/66613-00-001	5/13/2019	\$ 177,925	TBD	TBD
Ocean View Elementary	Orange	College View Elementary	71/66613-00-002	5/13/2019	\$ 177,925	TBD	TBD
Santa Ana Unified	Orange	Romero-Cruz Academy	71/66670-00-020	5/1/2019	\$ 242,393	TBD	TBD
Santa Ana Unified	Orange	George Washington Carver Elementar	71/66670-00-021	5/1/2019	\$ 242,393	TBD	TBD
Santa Ana Unified	Orange	Thomas Jefferson Elementary	71/66670-00-022	5/1/2019	\$ 363,589	TBD	TBD
Santa Ana Unified	Orange	Andrew Jackson Elementary	71/66670-00-023	5/1/2019	\$ 686,450	TBD	TBD
Santa Ana Unified	Orange	Martin R. Heninger Elementary	71/66670-00-024	5/1/2019	\$ 363,589	TBD	TBD
Santa Ana Unified	Orange	John Adams Elementary	71/66670-00-025	5/1/2019	\$ 242,393	TBD	TBD
Santa Ana Unified	Orange	John Muir Fundamental Elementary	71/66670-00-026	5/1/2019	\$ 363,589	TBD	TBD
Santa Ana Unified	Orange	Santiago Elementary	71/66670-00-027	5/1/2019	\$ 533,775	TBD	TBD
Santa Ana Unified	Orange	John C. Fremont Elementary	71/66670-00-028	5/1/2019	\$ 121,196	TBD	TBD
Santa Ana Unified	Orange	Heroes Elementary	71/66670-00-029	5/1/2019	\$ 121,196	TBD	TBD
Santa Ana Unified	Orange	John F. Kennedy Elementary	71/66670-00-030	5/1/2019	\$ 484,785	TBD	TBD
Santa Ana Unified	Orange	James Madison Elementary	71/66670-00-031	5/1/2019	\$ 1,245,475	TBD	TBD
Santa Ana Unified	Orange	Glenn L. Martin Elementary	71/66670-00-032	5/1/2019	\$ 484,785	TBD	TBD
Santa Ana Unified	Orange	William Howard Taft Elementary	71/66670-00-033	5/1/2019	\$ 121,196	TBD	TBD
Santa Ana Unified	Orange	Wallace R. Davis Elementary	71/66670-00-034	5/1/2019	\$ 355,850	TBD	TBD
Santa Ana Unified	Orange	Diamond Elementary	71/66670-00-035	5/1/2019	\$ 355,850	TBD	TBD
Santa Ana Unified	Orange	Carl Harvey Elementary	71/66670-00-036	5/1/2019	\$ 121,196	TBD	TBD

Full-Day Kindergarten Facilities Grant Program
- Workload as of December 31, 2019 -

District	County	Site Name	Application Number	OPSC Date Received	Estimated State Grant (a)	Financial Hardship (b)	Estimated SAB Date
Santa Ana Unified	Orange	Herbert Hoover Elementary	71/66670-00-037	5/1/2019	\$ 121,196	TBD	TBD
Santa Ana Unified	Orange	James Russell Elementary	71/66670-00-038	5/1/2019	\$ 605,981	TBD	TBD
Santa Ana Unified	Orange	James Monroe Elementary	71/66670-00-039	5/1/2019	\$ 121,196	TBD	TBD
Centralia Elementary	Orange	Danbrook Elementary	71/66742-00-002	5/9/2019	\$ 711,700	TBD	TBD
Moreno Valley Unified	Riverside	Butterfield Elementary	71/67124-00-007	5/30/2019	\$ 242,393	TBD	TBD
Moreno Valley Unified	Riverside	Bear Valley Elementary	71/67124-00-008	5/30/2019	\$ 363,589	TBD	TBD
Moreno Valley Unified	Riverside	Cloverdale Elementary	71/67124-00-009	5/30/2019	\$ 363,589	TBD	TBD
Moreno Valley Unified	Riverside	Creekside Elementary	71/67124-00-010	5/30/2019	\$ 363,589	TBD	TBD
Moreno Valley Unified	Riverside	Hidden Springs Elementary	71/67124-00-011	5/30/2019	\$ 242,393	TBD	TBD
Riverside Unified	Riverside	Harrison Elementary	71/67215-00-001	5/15/2019	\$ 242,393	TBD	TBD
Riverside Unified	Riverside	Jackson Elementary	71/67215-00-002	5/14/2019	\$ 242,393	TBD	TBD
Colton Joint Unified	San Bernardino	Crestmore Elementary	71/67686-00-001	5/30/2019	\$ 533,775	TBD	TBD
Colton Joint Unified	San Bernardino	Zimmerman Elementary	71/67686-00-002	5/30/2019	\$ 533,775	TBD	TBD
Fontana Unified	San Bernardino	Locust Elementary	71/67710-00-012	5/30/2019	\$ 242,393	TBD	TBD
Fontana Unified	San Bernardino	Primrose Elementary	71/67710-00-013	5/30/2019	\$ 242,393	TBD	TBD
Fontana Unified	San Bernardino	Juniper Elementary	71/67710-00-014	5/30/2019	\$ 355,850	TBD	TBD
Fontana Unified	San Bernardino	Tokay Elementary	71/67710-00-016	5/30/2019	\$ 355,850	TBD	TBD
Fontana Unified	San Bernardino	Randall Pepper Elementary	71/67710-00-017	5/30/2019	\$ 242,393	TBD	TBD
Fontana Unified	San Bernardino	South Tamarind Elementary	71/67710-00-018	5/30/2019	\$ 533,775	TBD	TBD
Fontana Unified	San Bernardino	Chaparral Elementary	71/67710-00-019	5/30/2019	\$ 121,196	TBD	TBD
Fontana Unified	San Bernardino	Shadow Hills Elementary	71/67710-00-020	5/30/2019	\$ 121,196	TBD	TBD
Fontana Unified	San Bernardino	Maple Elementary	71/67710-00-021	5/30/2019	\$ 533,775	TBD	TBD
Fontana Unified	San Bernardino	Almond Elementary	71/67710-00-022	5/30/2019	\$ 121,196	TBD	TBD
Fontana Unified	San Bernardino	Oak Park Elementary	71/67710-00-015	5/30/2019	\$ 121,196	TBD	TBD
Rialto Unified	San Bernardino	Lm Preston Elementary	71/67850-00-008	5/29/2019	\$ 355,850	TBD	TBD
Rialto Unified	San Bernardino	Morgan Elementary	71/67850-00-009	5/29/2019	\$ 363,589	TBD	TBD
Rialto Unified	San Bernardino	Morris Elementary	71/67850-00-010	5/29/2019	\$ 242,393	TBD	TBD
Rialto Unified	San Bernardino	Dollahan Elementary	71/67850-00-011	5/29/2019	\$ 242,393	TBD	TBD
Rialto Unified	San Bernardino	J.C. Boyd Elementary	71/67850-00-012	5/29/2019	\$ 242,393	TBD	TBD
Rialto Unified	San Bernardino	Dunn Elementary	71/67850-00-013	5/29/2019	\$ 121,196	TBD	TBD
Santee Elementary	San Diego	Hill Creek Elementary	71/68361-00-008	5/23/2019	\$ 359,828	TBD	TBD
Banta Elementary	San Joaquin	Banta Elementary	71/68486-00-001	5/29/2019	\$ 181,903	TBD	TBD
Banta Elementary	San Joaquin	Nextgeneration Steam Academy	71/68486-00-002	5/29/2019	\$ 164,488	TBD	TBD
Lincoln Unified	San Joaquin	John R. Williams	71/68569-00-001	5/3/2019	\$ 177,925	TBD	TBD
Lincoln Unified	San Joaquin	Tully C. Knoles	71/68569-00-002	5/2/2019	\$ 121,196	TBD	TBD
Lincoln Unified	San Joaquin	Claudia Landeen	71/68569-00-003	5/2/2019	\$ 242,393	TBD	TBD
Lincoln Unified	San Joaquin	Colonial Heights	71/68569-00-004	5/2/2019	\$ 121,196	TBD	TBD
Lincoln Unified	San Joaquin	Mable Barron	71/68569-00-005	5/2/2019	\$ 121,196	TBD	TBD
Morgan Hill Unified	Santa Clara	El Toro Elementary	71/69583-00-006	5/30/2019	\$ 363,589	TBD	TBD
Morgan Hill Unified	Santa Clara	Los Paseos Elementary	71/69583-00-007	5/30/2019	\$ 484,785	TBD	TBD
Morgan Hill Unified	Santa Clara	Paradise Valley Elementary	71/69583-00-008	5/30/2019	\$ 242,393	TBD	TBD
Morgan Hill Unified	Santa Clara	Pa Walsh Elementary	71/69583-00-009	5/30/2019	\$ 484,785	TBD	TBD
Morgan Hill Unified	Santa Clara	Barrett Elementary	71/69583-00-010	5/30/2019	\$ 121,196	TBD	TBD
Strathmore Union Elementary	Tulare	Strathmore Elementary	71/72157-00-001	5/13/2019	\$ 164,488	TBD	TBD
Sunnyside Union Elementary	Tulare	Sunnyside Elementary	71/72181-00-001	5/20/2019	\$ 164,488	TBD	TBD
Compton Unified	Los Angeles	Martin Luther King Elementary	71/73437-00-001	5/29/2019	\$ 363,589	TBD	TBD

Summary of FDKFGP Funding	Amount (in Dollars)
New Construction	\$ 274,990,692
Retrofit	\$ 23,782,903
Full-Day Kindergarten Total*	\$ 298,773,595

* Full-Day Kindergarten Facilities Grant Program applications received by OPSC for the May 2019 Filing Round. OPSC has not yet reviewed the total grant requested and the total number of projects may exceed available expenditure authority. Placement on this list does not confirm funding.

INFORMATION ITEM

SCHOOL FACILITY PROGRAM APPLICATIONS RECEIVED BEYOND BOND AUTHORITY LIST (as of December 31, 2019)

The applications on this list represent School Facility Program (SFP) New Construction and Modernization projects in date order received that were received on or after September 13, 2018 through December 31, 2019. These applications have been received, but not reviewed, by the Office of Public School Construction (OPSC). This list is presented to the State Allocation Board for acknowledgement, but not approval pursuant to SFP Regulation Section 1859.95.1.

Published monthly in the SAB Agenda.

This report is also on the [OPSC Website](http://www.dgs.ca.gov/opsc) at:
www.dgs.ca.gov/opsc

SFP APPLICATIONS

New Construction Acknowledged Applications Received Past Existing Authority as of December 31, 2019

District	County	Site Name	DSA Number Number	50-04 Date Received	Estimated State Grant (a) State Share	Estimated Financial Hardship (b)
Imperial County Office of Education	Imperial	La Paloma Middle	04-116828	09/14/18	\$ 1,442,651	\$ 1,442,651
Winters Joint Unified	Yolo	Winters High	02-115475	09/14/18	\$ 2,188,077	\$ -
Plaza Elementary	Glenn	Plaza Elementary	02-116764	09/18/18	\$ 2,672,913	\$ 2,672,913
Gustine Unified	Merced	Gustine High	02-116135	09/19/18	\$ 4,814,849	\$ 4,814,849
Corona-Norco Unified	Riverside	Roosevelt High	04-115480	09/21/18	\$ 15,085,368	\$ -
Round Valley Unified	Mendocino	Round Valley High	01-117277	09/24/18	\$ 2,353,745	\$ 2,353,745
Live Oak Unified	Sutter	Live Oak Middle	02-116511	09/24/18	\$ 1,776,402	\$ -
Corona-Norco Unified	Riverside	Garretson Elementary	04-115277	10/01/18	\$ 3,682,897	\$ -
Lammersville Joint Unified	San Joaquin	Cordes Elementary	02-116707	10/04/18	\$ 14,117,100	\$ -
San Benito High	San Benito	San Benito High	01-117136	10/08/18	\$ 6,418,818	\$ -
Fairfield-Suisun Unified	Solano	E Ruth Sheldon Academy of Innovative Learning	02-116436	10/10/18	\$ 1,574,262	\$ -
Grossmont Union High	San Diego	Granite Hills High	04-116776	10/12/18	\$ 966,051	\$ -
El Centro Elementary	Imperial	Harding Elementary	04-117257	10/15/18	\$ 1,656,420	\$ -
Wasco Union Elementary	Kern	James A Forrest Elementary	03-117605	10/15/18	\$ 11,839,197	\$ 11,839,197
Alview-Dairyland Union Elementary	Madera	Alview Elementary	Site/Design	10/16/18	\$ 122,877	\$ 122,877
Alview-Dairyland Union Elementary	Madera	Dairyland Elementary	Site/Design	10/16/18	\$ 122,877	\$ 122,877
Kings River Union Elementary	Tulare	Kings River Elementary	Site/Design	10/16/18	\$ 1,869,396	\$ 1,869,396
Fremont Union High	Santa Clara	Homestead High	01-116560	10/23/18	\$ 3,185,692	\$ -
Fremont Unified	Alameda	G M Walters Junior High	01-115744	10/24/18	\$ 7,741,378	\$ -
Grossmont Union High	San Diego	El Capitan High	04-116979	10/25/18	\$ 2,379,500	\$ -
Corning Union High	Tehama	Corning High	02-116489	10/26/18	\$ 3,546,223	\$ -
Castro Valley Unified	Alameda	Castro Valley High	01-116720	10/29/18	\$ 1,380,830	\$ -
Castro Valley Unified	Alameda	Castro Valley High	01-116816	10/29/18	\$ 1,625,897	\$ -
Grossmont Union High	San Diego	Monte Vista High	04-116978	10/29/18	\$ 1,536,016	\$ -
West Park Elementary	Fresno	West Park Elementary	02-116848	10/30/18	\$ 3,948,406	\$ 3,948,406
Campbell Union High	Santa Clara	Leigh High	01-117171	10/30/18	\$ 4,203,090	\$ -
Central Union High	Imperial	Central Union High	04-116825	10/31/18	\$ 11,738,874	\$ 11,738,874
Pajaro Valley Unified	Santa Cruz	Pajaro Valley High	01-116514	10/31/18	\$ 1,905,424	\$ -
Fairfield-Suisun Unified	Solano	E Ruth Sheldon Academy of Innovative Learning	02-116436	10/31/18	\$ 4,711,065	\$ -
Fresno County Office of Education	Fresno	Selma High	02-116799	11/06/18	\$ 295,279	\$ -
Jurupa Unified	Riverside	West Riverside Elementary	04-115786	11/09/18	\$ 4,338,436	\$ -
Sunnyside Union Elementary	Tulare	Sunnyside Elementary	Site/Design	11/14/18	\$ 4,562,914	\$ 4,562,914
Santa Maria-Bonita	Santa Barbara	Measure T Elementary	03-118839	11/16/18	\$ 11,229,282	\$ -
Williams Unified	Colusa	Williams Elementary	Site/Design	11/19/18	\$ 867,525	\$ 867,525
Williams Unified	Colusa	Williams High	Site/Design	11/19/18	\$ 1,429,051	\$ 1,429,051
Pierce Joint Unified	Colusa	Arbuckle Elementary	02-116802	11/20/18	\$ 1,941,453	\$ -
Los Angeles Unified	Los Angeles	International Studies Learning Center	03-117730	11/26/18	\$ 8,212,769	\$ -

SFP APPLICATIONS

New Construction Acknowledged Applications Received Past Existing Authority as of December 31, 2019

District	County	Site Name	DSA Number Number	50-04 Date Received	Estimated State Grant (a) State Share	Estimated Financial Hardship (b)
William S. Hart Union High	Los Angeles	William S Hart High	03-118530	11/29/18	\$ 9,813,917	\$ -
Oxnard	Ventura	Seabridge Elementary	03-118672	12/07/18	\$ 13,517,344	\$ -
Oxnard	Ventura	Seabridge Elementary	03-118672	12/07/18	\$ 786,556	\$ -
Porterville Unified	Tulare	Porterville Military Academy	02-115851	12/07/18	\$ 2,092,468	\$ -
Arvin Union	Kern	Bear Mountain Elementary	03-119081	12/14/18	\$ 3,118,320	\$ -
Meadows Union Elementary	Imperial	Meadows Elementary	04-116690	12/20/18	\$ 2,874,742	\$ -
Blochman Union Elementary	Santa Barbara	Benjamin Foxen Elementary	03-119221	12/21/18	\$ 1,308,316	\$ -
Sanger Unified	Fresno	Washington Academic Middle	02-117046	12/24/18	\$ 560,664	\$ -
Etiwanda Elementary	San Bernardino	John L Golden Elementary	04-116718	01/15/19	\$ 1,331,474	\$ -
Tulare Joint Union High	Tulare	Tulare Union High	02-116884	01/15/19	\$ 4,426,098	\$ -
Lemoore Union High	Kings	Lemoore High	02-116535	01/18/19	\$ 5,710,055	\$ -
South Pasadena Unified	Los Angeles	South Pasadena Senior High	03-117509	01/18/19	\$ 1,814,372	\$ -
South Pasadena Unified	Los Angeles	South Pasadena Senior High	03-118006	01/18/19	\$ 478,063	\$ -
Etiwanda Elementary	San Bernardino	David W Long Elementary	04-117113	01/18/19	\$ 1,296,904	\$ -
Hope Elementary	Tulare	Hope Elementary	Site/Design	01/18/19	\$ 885,316	\$ 885,316
Kings Canyon Joint Unified	Fresno	Reedley Middle College High	02-115465	01/28/19	\$ 3,851,979	\$ -
Etiwanda Elementary	San Bernardino	Caryn Elementary	04-117369	02/12/19	\$ 1,366,064	\$ -
Hanford Elementary	Kings	Lincoln Elementary	02-117050	02/27/19	\$ 1,641,316	\$ -
Ceres Unified	Stanislaus	Caswell Elementary	02-116128	02/27/19	\$ 1,519,834	\$ -
Ceres Unified	Stanislaus	Caswell Elementary	02-116128	02/27/19	\$ 714,666	\$ -
Sanger Unified	Fresno	Sanger High	02-117029	03/12/19	\$ 453,990	\$ -
Huntington Beach City Elementa	Orange	Ethel Dwyer Middle	04-116716	03/13/19	\$ 1,602,035	\$ -
Elk Grove Unified	Sacramento	Pleasant Grove High	02-116618	03/14/19	\$ 1,089,046	\$ -
William S. Hart Union High	Los Angeles	Sierra Vista Junior High	03-117759	03/19/19	\$ 3,277,471	\$ -
Robla Elementary	Sacramento	Taylor Street Elementary	02-116689	03/19/19	\$ 1,493,548	\$ -
Sonora Elementary	Tuolumne	Sonora Elementary	02-114452	03/19/19	\$ 1,799,125	\$ -
Soquel Union Elementary	Santa Cruz	New Brighton Middle	01-117113	03/21/19	\$ 1,199,142	\$ -
Pittsburg Unified	Contra Costa	Parkside Elementary	01-117089	03/28/19	\$ 3,724,122	\$ -
Panama-Buena Vista Union	Kern	Panama Elementary	03-118288	04/02/19	\$ 8,150,119	\$ -
Soquel Union Elementary	Santa Cruz	Santa Cruz Gardens Elementary	01-117493	04/02/19	\$ 1,400,353	\$ -
Riverside Unified	Riverside	Harrison Elementary	04-117796	04/04/19	\$ 1,936,737	\$ -
Riverside Unified	Riverside	Jefferson Elementary	04-117816	04/05/19	\$ 2,518,888	\$ -
Capistrano Unified	Orange	Aliso Niguel High	04-117480	04/10/19	\$ 3,773,236	\$ -
Capistrano Unified	Orange	Newhart Middle	04-117479	04/10/19	\$ 4,318,962	\$ -
Riverside Unified	Riverside	Highgrove Elementary	04-117600	04/12/19	\$ 4,568,978	\$ -
Long Beach Unified	Los Angeles	Eunice Sato Academy of Math & Science	03-118586	04/15/19	\$ 8,094,645	\$ -
Riverside Unified	Riverside	Madison Elementary	04-117805	04/18/19	\$ 2,934,170	\$ -

SFP APPLICATIONS

New Construction Acknowledged Applications Received Past Existing Authority as of December 31, 2019

District	County	Site Name	DSA Number Number	50-04 Date Received	Estimated State Grant (a) State Share	Estimated Financial Hardship (b)
Grossmont Union High	San Diego	Santana High	04-116449	04/19/19	\$ 2,172,279	\$ -
Walnut Valley Unified	Los Angeles	Collegewood Elementary	03-118931	04/24/19	\$ 4,680,284	\$ -
Freshwater Elementary	Humboldt	Freshwater Elementary	Site/Design	04/30/19	\$ 159,972	\$ 159,972
Escalon Unified	San Joaquin	Dent Elementary	02-116870	05/03/19	\$ 4,671,640	\$ -
Fairfield-Suisun Unified	Solano	Suisun Valley Elementary	02-116558	05/08/19	\$ 1,308,175	\$ -
San Joaquin County Office of Education	San Joaquin	John J McFall Elementary	Site/Design	06/13/19	\$ 495,038	\$ 495,038
Rocklin Unified	Placer	Rocklin High	02-117520	06/13/19	\$ 1,031,421	\$ -
Walnut Valley Unified	Los Angeles	Diamond Bar High	03-119137	06/14/19	\$ 1,923,950	\$ -
Piedmont City Unified	Alameda	Piedmont High	01-117533	06/18/19	\$ 7,223,659	\$ -
Porterville Unified	Tulare	Monache High	02-115643	06/25/19	\$ 7,475,880	\$ -
Stockton Unified	San Joaquin	Rio Calaveras Elementary	02-117206	06/26/19	\$ 1,481,638	\$ -
Yuba County Office of Education	Yuba	Virginia School @ Yuba College	02-117118	07/16/19	\$ 656,120	\$ 656,120
Yuba County Office of Education	Yuba	Virginia School @ Yuba College	02-117118	07/16/19	\$ 239,918	\$ 239,918
Los Banos Unified	Merced	San Luis High	02-117464	07/18/19	\$ 634,177	\$ -
Long Beach Unified	Los Angeles	Millikan High	03-118323	07/22/19	\$ 7,648,691	\$ -
Natomas Unified	Sacramento	Natomas High	02-116582	07/23/19	\$ 1,197,332	\$ -
Sanger Unified	Fresno	Madison Elementary	02-117601	07/29/19	\$ 365,374	\$ -
Fremont Unified	Alameda	John M Horner Junior High	01-116600	08/02/19	\$ 11,743,315	\$ -
Palm Springs Unified	Riverside	Desert Hot Springs High	04-117776	08/02/19	\$ 1,237,991	\$ -
Palm Springs Unified	Riverside	Desert Hot Springs High	04-117464	08/02/19	\$ 1,558,238	\$ -
Los Banos Unified	Merced	Volta Elementary	02-117560	08/09/19	\$ 640,355	\$ -
Campbell Union High	Santa Clara	Branham High	01-117117	08/09/19	\$ 6,914,835	\$ -
Hesperia Unified	San Bernardino	Topaz Preparatory Academy	04-117777	08/09/19	\$ 685,886	\$ -
Sanger Unified	Fresno	John S Wash Elementary	02-117663	08/12/19	\$ 368,316	\$ -
Kern High	Kern	Vista Continuation High	03-119958	08/12/19	\$ 276,267	\$ -
Traver Joint Elementary	Tulare	Traver Elementary	Site/Design	08/14/19	\$ 419,767	\$ 419,767
Kern County Office of Education	Kern	Aurora Program School	03-119202	08/16/19	\$ 5,391,482	\$ -
Clovis Unified	Fresno	Clovis East High	02-117406	08/16/19	\$ 493,373	\$ -
Clovis Unified	Fresno	Reagan Elementary	02-117413	08/16/19	\$ 191,459	\$ -
Clovis Unified	Fresno	James S Fugman Elementary	02-117412	08/16/19	\$ 230,687	\$ -
Clovis Unified	Fresno	Roger S Orazo Elementary	02-117414	08/16/19	\$ 387,058	\$ -
Ventura Unified	Ventura	Mound Elementary	03-119844	08/20/19	\$ 514,427	\$ -
Las Virgenes Unified	Los Angeles	Lupin Hill Elementary	03-119279	08/21/19	\$ 798,316	\$ -
Western Placer Unified	Placer	Twelve Bridges High	02-116896	08/22/19	\$ 36,763,875	\$ -
Fremont Unified	Alameda	Washington High	01-117422	08/27/19	\$ 4,885,235	\$ -
Elk Grove Unified	Sacramento	James Rutter Middle School	02-117160	08/28/19	\$ 3,141,303	\$ -
Riverside Unified	Riverside	Magnolia Elementary	04-117814	08/29/19	\$ 3,558,595	\$ -

SFP APPLICATIONS

New Construction Acknowledged Applications Received Past Existing Authority as of December 31, 2019

District	County	Site Name	DSA Number Number	50-04 Date Received	Estimated State Grant (a) State Share	Estimated Financial Hardship (b)
Folsom Cordova Unified	Sacramento	Mangini Ranch Elementary	02-117008	09/04/19	\$ 11,069,618	\$ -
Western Placer Unified	Placer	Scott Leaman Elementary	02-117173	09/16/19	\$ 12,794,910	\$ -
Fountain Valley	Orange	Masuda Middle	04-118487	09/17/19	\$ 1,085,890	\$ -
Riverside Unified	Riverside	Adams Elementary	04-118175	09/19/19	\$ 2,440,522	\$ -
Ballico-Cressey Elementary	Merced	Ballico Elementary	02-116471	09/24/19	\$ 2,778,665	\$ -
Saugus Union Elementary	Los Angeles	Plum Canyon Elementary	03-119335	09/26/19	\$ 1,389,799	\$ -
Oxnard Elementary	Ventura	Rose Avenue Elementary	03-119284	10/11/19	\$ 10,743,903	\$ 10,743,903
Poway Unified	San Diego	Oak Valley Middle	04-117958	10/16/19	\$ 3,018,181	\$ -
Rocklin Unified	Placer	Ruhkala Elementary	02-117477	10/17/19	\$ 3,108,505	\$ -
Lake Elsinore Unified	Riverside	Alberhill Elementary	04-117782	10/18/19	\$ 12,267,331	\$ -
North Cow Creek Elementary	Shasta	North Cow Creek Elementary	Site/Design	10/25/19	\$ 121,970	\$ 121,970
El Centro Elementary	Imperial	De Anza Magnet	04-117804	10/30/19	\$ 2,800,536	\$ -
Maple Elementary	Kern	Maple Elementary	Site/Design	10/30/19	\$ 385,052	\$ 385,052
Standard Elementary	Kern	Standard Elementary	03-119797	10/31/19	\$ 4,665,935	\$ -
Madera Unified	Madera	Concurrent Enrollment Middle	02-117204	10/31/19	\$ 4,134,537	\$ -
Tustin Unified	Orange	Legacy Magnet Academy	04-116856	11/07/19	\$ 31,899,239	\$ -
Riverside Unified	Riverside	Jackson Elementary	04-117815	11/15/19	\$ 3,059,678	\$ -
Chowchilla Elementary	Madera	Wilson Middle	02-116477	12/03/19	\$ 723,007	\$ -
Riverside Unified	Riverside	University Heights Middle	04-117674	12/06/19	\$ 2,699,011	\$ -
Dublin Unified	Alameda	Dublin High	01-117208	12/18/19	\$ 6,412,551	\$ -

Summary of NC Acknowledged Applications Received Past Existing Authority		Total (in Dollars)
Estimated State Grant (Column F)		\$ 506,091,207
Financial Hardship (Column G)		\$ 61,892,331
Total of Estimated State Grant and Financial Hardship		\$ 567,983,538

SFP APPLICATIONS
Modernization Acknowledged Applications Received Past Existing Authority as of December 31, 2019

District	County	Site Name	DSA Number Number	50-04 Date Received	Estimated State Grant (a) State Share	Estimated Financial Hardship (b)
Moreno Valley Unified	Riverside	Moreno Valley High	57/67124-00-012	03/01/19	\$ 7,827,616	\$ -
Atascadero Unified	San Luis Obispo	Atascadero High	57/68700-00-010	03/01/19	\$ 7,108,925	\$ -
Los Angeles Unified	Los Angeles	One Hundred Thirty-Fifth Street Elementary	57/64733-33-022	03/04/19	\$ 2,209,982	\$ -
Garden Grove Unified	Orange	Excelsior Elementary	57/66522-00-094	03/04/19	\$ 422,067	\$ -
Franklin-McKinley Elementary	Santa Clara	Santee Elementary	57/69450-00-014	03/04/19	\$ 519,956	\$ -
Fresno Unified	Fresno	Slater Elementary	57/62166-00-144	03/05/19	\$ 5,193,147	\$ -
Stockton Unified	San Joaquin	Edison High	57/68676-00-041	03/06/19	\$ 944,567	\$ -
Temecula Valley Unified	Riverside	Vail Ranch Middle	57/75192-00-017	03/06/19	\$ 5,073,700	\$ -
Los Angeles Unified	Los Angeles	Thomas A Edison Middle	57/64733-00-722	03/07/19	\$ 9,317,708	\$ -
Garden Grove Unified	Orange	Genevieve M Crosby Elementary	57/66522-00-095	03/08/19	\$ 887,314	\$ -
Garden Grove Unified	Orange	Alamitos Intermediate	57/66522-00-096	03/08/19	\$ 319,123	\$ -
Atascadero Unified	San Luis Obispo	Fine Arts Academy	57/68700-00-011	03/08/19	\$ 1,152,837	\$ -
Los Angeles Unified	Los Angeles	David Starr Jordan Senior High	57/64733-68-009	03/11/19	\$ 3,876,338	\$ -
Visalia Unified	Tulare	Redwood High	57/72256-00-030	03/13/19	\$ 1,463,385	\$ -
Reef-Sunset Unified	Kings	Kettleman City Elementary	57/73932-00-011	03/13/19	\$ 1,028,235	\$ 685,490
Culver City Unified	Los Angeles	El Marino Elementary	57/64444-00-016	03/15/19	\$ 741,980	\$ -
Fountain Valley Elementary	Orange	Courreges (Roch) Elementary	57/66498-00-016	03/18/19	\$ 608,684	\$ -
Fountain Valley Elementary	Orange	Fulton (Harry C) Middle	57/66498-00-017	03/18/19	\$ 2,686,984	\$ -
Robla Elementary	Sacramento	Taylor Street Elementary	57/67421-00-003	03/19/19	\$ 2,097,086	\$ -
Moreno Valley Unified	Riverside	Sunnymead Middle	57/67124-00-013	03/20/19	\$ 6,321,857	\$ -
Sonora Elementary	Tuolumne	Sonora Elementary	57/72371-00-006	03/20/19	\$ 1,993,496	\$ -
Santa Paula Unified	Ventura	Isbell Middle	57/76828-00-003	03/20/19	\$ 5,947,976	\$ -
Williams Unified	Colusa	Williams Junior Senior High	57/61622-00-001	03/21/19	\$ 3,405,269	\$ 2,270,179
Novato Unified	Marin	San Jose Middle	57/65417-00-022	03/21/19	\$ 1,326,577	\$ -
Soquel Union Elementary	Santa Cruz	Capitola Elementary	57/69849-00-009	03/21/19	\$ 1,293,610	\$ -
Soquel Union Elementary	Santa Cruz	Capitola Elementary	57/69849-00-010	03/21/19	\$ 3,326,753	\$ -
Glendale Unified	Los Angeles	Crescenta Valley High	57/64568-00-048	03/22/19	\$ 4,988,862	\$ -
Pope Valley Union Elementary	Napa	Pope Valley Elementary	57/66282-00-001	03/22/19	\$ 322,239	\$ -
Fairfield-Suisun Unified	Solano	Suisun Valley Elementary	57/70540-00-023	03/25/19	\$ 2,430,878	\$ -
Azusa Unified	Los Angeles	Center Middle	57/64279-00-022	03/27/19	\$ 2,285,349	\$ -
Azusa Unified	Los Angeles	Charles H Lee Elementary	57/64279-00-023	03/27/19	\$ 6,076,635	\$ -
Pittsburg Unified	Contra Costa	Parkside Elementary	57/61788-00-010	03/28/19	\$ 2,120,250	\$ -
South Fork Union	Kern	South Fork Elementary	57/63784-00-001	04/02/19	\$ 191,565	\$ 127,710
Los Angeles Unified	Los Angeles	George K Porter Middle	57/64733-00-723	04/02/19	\$ 7,598,046	\$ -
Chowchilla Elementary	Madera	Merle L Fuller Elementary	57/65193-00-002	04/02/19	\$ 2,416,860	\$ -
Huntington Beach City Elementa	Orange	S A Moffett Elementary	57/66530-00-021	04/02/19	\$ 424,168	\$ -
Tahoe-Truckee Unified	Placer	Tahoe Truckee High	57/66944-00-019	04/02/19	\$ 3,467,947	\$ -

SFP APPLICATIONS

Modernization Acknowledged Applications Received Past Existing Authority as of December 31, 2019

District	County	Site Name	DSA Number Number	50-04 Date Received	Estimated State Grant (a) State Share	Estimated Financial Hardship (b)
Soquel Union Elementary	Santa Cruz	Main Street Elementary	57/69849-00-011	04/02/19	\$ 2,095,486	\$ -
Templeton Unified	San Luis Obispo	Templeton Elementary	57/68841-00-004	04/03/19	\$ 1,957,550	\$ -
Armona Union Elementary	Kings	Armona Elementary	57/63875-00-002	04/04/19	\$ 2,854,069	\$ 1,902,713
Riverside Unified	Riverside	Harrison Elementary	57/67215-00-037	04/04/19	\$ 1,458,062	\$ -
Temecula Valley Unified	Riverside	Helen Hunt Jackson Elementary	57/75192-00-018	04/04/19	\$ 1,522,390	\$ -
Riverside Unified	Riverside	Jefferson Elementary	57/67215-00-038	04/05/19	\$ 1,110,222	\$ -
Fresno Unified	Fresno	Florence E Rata	57/62166-00-145	04/08/19	\$ 819,553	\$ -
Guerneville Elementary	Sonoma	Guerneville Elementary	57/70722-00-002	04/08/19	\$ 421,564	\$ -
Moreno Valley Unified	Riverside	Palm Middle	57/67124-00-014	04/09/19	\$ 6,732,139	\$ -
Downey Unified	Los Angeles	Downey High	57/64451-00-033	04/11/19	\$ 18,649,535	\$ -
Downey Unified	Los Angeles	Old River Elementary	57/64451-00-034	04/11/19	\$ 467,316	\$ -
Downey Unified	Los Angeles	Unsworth (Edith) Elementary	57/64451-00-035	04/11/19	\$ 1,821,033	\$ -
Santa Paula Unified	Ventura	Blanchard Elementary	57/76828-00-004	04/12/19	\$ 647,211	\$ -
Fremont Unified	Alameda	Mission Valley Elementary	57/61176-00-053	04/15/19	\$ 1,367,183	\$ -
Riverside Unified	Riverside	Sunshine Special Education	57/67215-00-039	04/15/19	\$ 303,327	\$ -
Fremont Unified	Alameda	Oliveira Elementary	57/61176-00-054	04/16/19	\$ 2,381,856	\$ -
Kelseyville Unified	Lake	Kelseyville Elementary	57/64014-00-003	04/17/19	\$ 2,020,798	\$ 1,347,199
Azusa Unified	Los Angeles	Paramount Elementary	57/64279-00-024	04/17/19	\$ 2,097,086	\$ -
Riverside Unified	Riverside	Madison Elementary	57/67215-00-040	04/18/19	\$ 2,213,564	\$ -
Richgrove Elementary	Tulare	Richgrove Elementary	57/72082-00-003	04/18/19	\$ 1,293,545	\$ 862,363
Moreno Valley Unified	Riverside	Seneca Elementary	57/67124-00-015	04/23/19	\$ 2,519,257	\$ -
Moreno Valley Unified	Riverside	Butterfield Elementary	57/67124-00-016	04/23/19	\$ 4,465,560	\$ -
Duarte Unified	Los Angeles	Maxwell Academy (PK-8)	57/64469-00-015	04/24/19	\$ 1,196,426	\$ -
Hermosa Beach City Elementary	Los Angeles	North Elementary	57/64600-00-009	04/24/19	\$ 2,762,013	\$ -
Grossmont Union High	San Diego	West Hills High	57/68130-00-035	04/24/19	\$ 1,903,755	\$ -
San Rafael City Elementary	Marin	Venetia Valley K-8	57/65458-00-016	04/25/19	\$ 880,542	\$ -
Capistrano Unified	Orange	Harold Ambuehl Elementary	57/66464-00-023	04/25/19	\$ 3,674,147	\$ -
Simi Valley Unified	Ventura	Royal High	57/72603-00-034	04/25/19	\$ 1,090,764	\$ -
Parlier Unified	Fresno	Mathew J Brletic Elementary	57/62364-00-007	04/30/19	\$ 318,346	\$ 212,231
Parlier Unified	Fresno	Cesar E Chavez Elementary	57/62364-00-008	04/30/19	\$ 148,376	\$ 98,917
Parlier Unified	Fresno	John C Martinez Elementary	57/62364-00-009	04/30/19	\$ 341,334	\$ 227,556
Parlier Unified	Fresno	Parlier High	57/62364-00-010	04/30/19	\$ 366,567	\$ 244,378
Parlier Unified	Fresno	Parlier Junior High	57/62364-00-011	04/30/19	\$ 159,149	\$ 106,099
Parlier Unified	Fresno	San Joaquin Valley High	57/62364-00-012	04/30/19	\$ 70,419	\$ 46,946
Santa Ana Unified	Orange	Wallace R Davis Elementary	57/66670-00-060	05/01/19	\$ 1,431,326	\$ -
Santa Ana Unified	Orange	Martin R Heninger Elementary	57/66670-00-061	05/01/19	\$ 1,709,223	\$ -
Orange Unified	Orange	Villa Park Elementary	57/66621-00-057	05/02/19	\$ 14,189,194	\$ -

SFP APPLICATIONS

Modernization Acknowledged Applications Received Past Existing Authority as of December 31, 2019

District	County	Site Name	DSA Number Number	50-04 Date Received	Estimated State Grant (a) State Share	Estimated Financial Hardship (b)
Cupertino Union	Santa Clara	William Faria Elementary	57/69419-00-031	05/02/19	\$ 2,277,380	\$ -
Cupertino Union	Santa Clara	Abraham Lincoln Elementary	57/69419-00-032	05/02/19	\$ 1,935,966	\$ -
Cupertino Union	Santa Clara	Dwight D Eisenhower Elementary	57/69419-00-033	05/02/19	\$ 982,152	\$ -
Cupertino Union	Santa Clara	Chester W Nimitz Elementary	57/69419-00-034	05/02/19	\$ 534,543	\$ -
Center Joint Unified	Sacramento	North Country Elementary	57/73973-00-005	05/02/19	\$ 3,124,267	\$ 2,082,845
Ontario-Montclair	San Bernardino	Elderberry Elementary	57/67819-00-035	05/03/19	\$ 551,893	\$ -
Ontario-Montclair	San Bernardino	Corona Elementary	57/67819-00-036	05/03/19	\$ 568,368	\$ -
Escalon Unified	San Joaquin	Dent Elementary	57/68502-00-004	05/03/19	\$ 5,066,054	\$ -
Whittier City Elementary	Los Angeles	Wallen L Andrews Elementary	57/65110-00-015	05/06/19	\$ 2,226,525	\$ -
Ontario-Montclair	San Bernardino	Del Norte Elementary	57/67819-00-037	05/06/19	\$ 636,744	\$ -
Ontario-Montclair	San Bernardino	Vernon Middle	57/67819-00-038	05/06/19	\$ 307,389	\$ -
Templeton Unified	San Luis Obispo	Templeton High	57/68841-00-005	05/06/19	\$ 3,459,192	\$ -
Mesa Union Elementary	Ventura	Mesa Elementary	57/72470-00-002	05/06/19	\$ 220,709	\$ 147,140
Azusa Unified	Los Angeles	Henry Dalton Elementary	57/64279-00-025	05/07/19	\$ 629,912	\$ -
Mountain View Elementary	Los Angeles	Cogswell Elementary	57/64816-00-009	05/07/19	\$ 5,784,370	\$ -
Mountain View Elementary	Los Angeles	Monte Vista Elementary	57/64816-00-010	05/07/19	\$ 5,959,609	\$ -
Mountain View Elementary	Los Angeles	Charles T Kranz Intermediate	57/64816-00-011	05/07/19	\$ 7,017,104	\$ -
Mountain View Elementary	Los Angeles	Miramonte Elementary	57/64816-00-012	05/07/19	\$ 3,115,962	\$ -
Mountain View Elementary	Los Angeles	Miramonte Elementary	57/64816-00-013	05/07/19	\$ 2,793,804	\$ -
Riverside Unified	Riverside	Sierra Middle	57/67215-00-041	05/08/19	\$ 98,997	\$ -
Redding Elementary	Shasta	Manzanita Elementary	57/70110-00-007	05/08/19	\$ 705,100	\$ -
Grossmont Union High	San Diego	El Capitan High	57/68130-00-036	05/09/19	\$ 155,309	\$ -
Templeton Unified	San Luis Obispo	Templeton High	57/68841-00-006	05/09/19	\$ 1,467,363	\$ -
Edison Elementary	Kern	Orangewood Elementary	57/63438-00-005	05/10/19	\$ 740,114	\$ 493,409
Paramount Unified	Los Angeles	Lakewood Elementary	57/64873-00-012	05/15/19	\$ 2,643,486	\$ -
Folsom-Cordova Unified	Sacramento	Theodore Judah Elementary	57/67330-00-007	05/16/19	\$ 1,638,194	\$ -
Capistrano Unified	Orange	Palisades Elementary	57/66464-00-024	05/20/19	\$ 3,509,415	\$ -
Saddleback Valley Unified	Orange	Lake Forest Elementary	57/73635-00-041	05/20/19	\$ 4,906,308	\$ -
Coachella Valley Unified	Riverside	Palm View Elementary	57/73676-00-006	05/20/19	\$ 2,729,876	\$ -
El Tejon Unified	Kern	Frazier Park Elementary	57/75168-00-001	05/20/19	\$ 234,941	\$ 156,627
El Tejon Unified	Kern	Frazier Mountain High	57/75168-00-002	05/20/19	\$ 253,703	\$ 169,135
El Tejon Unified	Kern	El Tejon Elementary	57/75168-00-003	05/20/19	\$ 194,246	\$ 129,498
Island Union Elementary	Kings	Island Elementary	57/63933-00-002	05/23/19	\$ 252,264	\$ 168,176
Downey Unified	Los Angeles	Lewis (Ed C) Elementary	57/64451-00-036	05/23/19	\$ 1,209,734	\$ -
Novato Unified	Marin	Loma Verde Elementary	57/65417-00-023	05/23/19	\$ 472,056	\$ -
Novato Unified	Marin	Lynwood Elementary	57/65417-00-024	05/23/19	\$ 1,184,380	\$ -
Folsom-Cordova Unified	Sacramento	Folsom Hills Elementary	57/67330-00-008	05/23/19	\$ 3,060,565	\$ -

SFP APPLICATIONS

Modernization Acknowledged Applications Received Past Existing Authority as of December 31, 2019

District	County	Site Name	DSA Number Number	50-04 Date Received	Estimated State Grant (a) State Share	Estimated Financial Hardship (b)
Oxnard	Ventura	Christa McAuliffe Elementary	57/72538-00-031	05/29/19	\$ 119,762	\$ -
Greenfield Union Elementary	Monterey	Vista Verde Middle	57/66035-00-004	05/31/19	\$ 174,974	\$ 116,649
Greenfield Union Elementary	Monterey	Mary Chapa Academy	57/66035-00-005	05/31/19	\$ 342,363	\$ 228,242
Greenfield Union Elementary	Monterey	Oak Avenue Elementary	57/66035-00-006	05/31/19	\$ 235,195	\$ 156,797
Capistrano Unified	Orange	Aliso Niguel High	57/66464-00-025	05/31/19	\$ 2,455,487	\$ -
Santa Ynez Valley Union High	Santa Barbara	Santa Ynez Valley Union High	57/69328-00-003	05/31/19	\$ 1,583,921	\$ -
Tustin Unified	Orange	C C Lambert Elementary	57/73643-00-023	05/31/19	\$ 563,209	\$ -
Tustin Unified	Orange	C E Utt Middle	57/73643-00-024	05/31/19	\$ 1,823,626	\$ -
Tustin Unified	Orange	Robert Heideman Elementary	57/73643-00-025	05/31/19	\$ 921,615	\$ -
Tustin Unified	Orange	Tustin High	57/73643-00-026	05/31/19	\$ 2,301,359	\$ -
Tustin Unified	Orange	Tustin High	57/73643-00-027	05/31/19	\$ 2,301,359	\$ -
Manhattan Beach Unified	Los Angeles	Pacific Elementary	57/75333-00-008	05/31/19	\$ 2,064,634	\$ -
Manhattan Beach Unified	Los Angeles	Mira Costa High	57/75333-00-009	05/31/19	\$ 1,769,028	\$ -
Placer Union High	Placer	Colfax High	57/66894-00-013	06/04/19	\$ 1,471,979	\$ -
Placer Union High	Placer	Placer High	57/66894-00-014	06/04/19	\$ 3,804,717	\$ -
Freshwater Elementary	Humboldt	Freshwater Elementary	57/62828-00-002	06/05/19	\$ 415,960	\$ 277,307
San Jose Unified	Santa Clara	Willow Glen Elementary	57/69666-00-049	06/05/19	\$ 1,651,049	\$ -
Irvine Unified	Orange	Lakeside Middle	57/73650-00-034	06/06/19	\$ 435,346	\$ -
Irvine Unified	Orange	Bonita Canyon Elementary	57/73650-00-035	06/06/19	\$ 152,715	\$ -
Irvine Unified	Orange	Greentree Elementary	57/73650-00-036	06/06/19	\$ 249,055	\$ -
John Swett Unified	Contra Costa	John Swett High	57/61697-00-004	06/11/19	\$ 3,398,076	\$ -
Newport-Mesa Unified	Orange	Harbor View Elementary	57/66597-00-047	06/12/19	\$ 2,603,395	\$ -
Newport-Mesa Unified	Orange	Maude B Davis Elementary	57/66597-00-048	06/12/19	\$ 1,087,192	\$ -
Santa Barbara Unified	Santa Barbara	Washington Elementary	57/76786-00-013	06/12/19	\$ 760,269	\$ -
Santa Barbara Unified	Santa Barbara	Cleveland Elementary	57/76786-00-014	06/12/19	\$ 860,420	\$ -
San Joaquin County Office of Education	San Joaquin	John J McFall Elementary	57/10397-00-005	06/13/19	\$ 496,086	\$ 330,724
Yuba County Office of Education	Yuba	Virginia School	57/10587-00-006	06/13/19	\$ 282,975	\$ 188,650
Whittier City Elementary	Los Angeles	Orange Grove Elementary	57/65110-00-016	06/13/19	\$ 1,689,998	\$ -
Norris Elementary	Kern	Olive Drive Elementary	57/63693-00-002	06/14/19	\$ 2,343,802	\$ -
San Francisco Unified	San Francisco	Washington (George) High	57/68478-63-006	06/14/19	\$ 16,508,360	\$ -
Piedmont City Unified	Alameda	Piedmont High	57/61275-00-006	06/18/19	\$ 2,058,582	\$ -
San Jose Unified	Santa Clara	Peter Burnett Middle	57/69666-00-050	06/18/19	\$ 1,177,524	\$ -
San Jose Unified	Santa Clara	Willow Glen Middle	57/69666-00-051	06/18/19	\$ 1,256,733	\$ -
Santa Ana Unified	Orange	Walker Elementary	57/66670-00-062	06/19/19	\$ 2,465,677	\$ -
Santa Ana Unified	Orange	Cesar E Chavez High	57/66670-00-063	06/19/19	\$ 1,141,119	\$ -
Santa Ana Unified	Orange	Pio Pico Elementary	57/66670-00-064	06/19/19	\$ 2,116,589	\$ -
Elk Grove Unified	Sacramento	Sheldon High	57/67314-00-035	06/19/19	\$ 3,424,572	\$ -

SFP APPLICATIONS

Modernization Acknowledged Applications Received Past Existing Authority as of December 31, 2019

District	County	Site Name	DSA Number Number	50-04 Date Received	Estimated State Grant (a) State Share	Estimated Financial Hardship (b)
Newport-Mesa Unified	Orange	Estancia High	57/66597-00-049	06/21/19	\$ 2,220,906	\$ -
Newport-Mesa Unified	Orange	Heinz Kaiser Elementary	57/66597-00-050	06/21/19	\$ 1,742,838	\$ -
Tustin Unified	Orange	Foothill High	57/73643-00-028	06/24/19	\$ 1,730,669	\$ -
Yuba County Office of Education	Yuba	Anna Bell Karr	57/10587-00-002	06/25/19	\$ 195,789	\$ 130,526
San Ramon Valley Unified	Contra Costa	Twin Creeks Elementary	57/61804-00-043	06/25/19	\$ 716,811	\$ -
Kings Canyon Joint Unified	Fresno	Great Western Elementary	57/62265-00-027	06/25/19	\$ 2,240,181	\$ -
Whittier City Elementary	Los Angeles	Lou Henry Hoover Elementary	57/65110-00-017	06/26/19	\$ 2,910,388	\$ -
San Marcos Unified	San Diego	Alvin M Dunn Elementary	57/73791-00-010	06/26/19	\$ 1,013,632	\$ -
Garden Grove Unified	Orange	Faylane Elementary	57/66522-00-097	06/27/19	\$ 337,455	\$ -
Garden Grove Unified	Orange	Riverdale Elementary	57/66522-00-098	06/27/19	\$ 715,239	\$ -
Garden Grove Unified	Orange	Parkview Elementary	57/66522-00-099	06/27/19	\$ 535,442	\$ -
Garden Grove Unified	Orange	R F Hazard Elementary	57/66522-00-100	06/27/19	\$ 138,941	\$ -
Garden Grove Unified	Orange	Donald S Jordan Intermediate	57/66522-00-101	06/27/19	\$ 257,453	\$ -
Monterey Peninsula Unified	Monterey	Monterey High	57/66092-00-032	06/28/19	\$ 1,847,583	\$ -
Eureka City Schools	Humboldt	Lincoln Elementary	57/75515-00-012	06/28/19	\$ 2,151,390	\$ -
San Francisco Unified	San Francisco	Lafayette Elementary	57/68478-63-007	07/01/19	\$ 1,746,645	\$ -
San Ramon Valley Unified	Contra Costa	Sycamore Valley Elementary	57/61804-00-044	07/02/19	\$ 3,098,753	\$ -
Davis Joint Unified	Yolo	Ralph Waldo Emerson Junior High	57/72678-00-019	07/03/19	\$ 1,957,608	\$ -
Santa Barbara Unified	Santa Barbara	Santa Barbara Junior High	57/76786-00-015	07/03/19	\$ 5,836,750	\$ -
Pomona Unified	Los Angeles	Roosevelt Elementary	57/64907-00-036	07/11/19	\$ 3,700,706	\$ -
Moreno Valley Unified	Riverside	Serrano Elementary	57/67124-00-017	07/11/19	\$ 3,284,803	\$ 2,189,869
Moreno Valley Unified	Riverside	Hidden Springs Elementary	57/67124-00-018	07/11/19	\$ 1,277,989	\$ 851,993
Moreno Valley Unified	Riverside	Hendrick Ranch Elementary	57/67124-00-019	07/11/19	\$ 1,818,818	\$ 1,212,545
Moreno Valley Unified	Riverside	Cloverdale Elementary	57/67124-00-020	07/11/19	\$ 3,815,272	\$ 2,543,515
Moreno Valley Unified	Riverside	Bear Valley Elementary	57/67124-00-021	07/11/19	\$ 4,476,071	\$ 2,984,047
Moreno Valley Unified	Riverside	Mountain View Middle	57/67124-00-022	07/11/19	\$ 6,770,235	\$ 4,513,490
Moreno Valley Unified	Riverside	Honey Hollow Elementary	57/67124-00-023	07/11/19	\$ 3,141,216	\$ 2,094,144
Moreno Valley Unified	Riverside	Ridge Crest Elementary	57/67124-00-024	07/11/19	\$ 2,695,299	\$ 1,796,866
Yuba County Office of Education	Yuba	Virginia School	57/10587-00-005	07/19/19	\$ 843,714	\$ 562,476
Placer Union High	Placer	Del Oro High	57/66894-00-015	07/19/19	\$ 3,939,831	\$ -
Azusa Unified	Los Angeles	Charles H Lee Elementary	57/64279-00-026	07/22/19	\$ 2,799,664	\$ -
Azusa Unified	Los Angeles	Gladstone High	57/64279-00-027	07/22/19	\$ 867,640	\$ -
Galt Joint Union Elementary	Sacramento	Vernon E Greer Elementary	57/67348-00-004	07/22/19	\$ 2,249,078	\$ -
Washington Unified	Yolo	Elkhorn Village Elementary	57/72694-00-018	07/23/19	\$ 1,425,135	\$ -
San Jose Unified	Santa Clara	Leland High	57/69666-00-052	07/26/19	\$ 2,172,167	\$ -
Montague Elementary	Siskiyou	Montague Elementary	57/70417-00-002	07/26/19	\$ 1,221,836	\$ 814,557
Tulare County Office of Education	Tulare	LB Hill Learning Cntr	57/10546-00-007	08/02/19	\$ 1,360,110	\$ 906,740

SFP APPLICATIONS
 Modernization Acknowledged Applications Received Past Existing Authority as of December 31, 2019

District	County	Site Name	DSA Number Number	50-04 Date Received	Estimated State Grant (a) State Share	Estimated Financial Hardship (b)
Fremont Unified	Alameda	John M Horner Junior High	57/61176-00-055	08/02/19	\$ 3,154,754	\$ -
San Francisco Unified	San Francisco	Milk (Harvey) Civil Rights Elementary	57/68478-27-002	08/05/19	\$ 1,059,695	\$ -
Novato Unified	Marin	San Marin High	57/65417-00-025	08/07/19	\$ 756,041	\$ -
Redwood City Elementary	San Mateo	John F Kennedy Middle	57/69005-00-007	08/08/19	\$ 3,277,173	\$ -
Los Angeles Unified	Los Angeles	Audubon Middle	57/64733-00-724	08/09/19	\$ 2,245,921	\$ -
Los Angeles Unified	Los Angeles	Tenth Street Elementary	57/64733-00-725	08/09/19	\$ 2,319,140	\$ -
Roseville Joint Union High	Placer	Granite Bay High	57/66928-00-006	08/09/19	\$ 2,784,623	\$ -
Roseville Joint Union High	Placer	Oakmont High	57/66928-00-007	08/09/19	\$ 3,192,270	\$ -
Monson-Sultana Joint Union Ele	Tulare	Monson-Sultana Elementary	57/72009-00-003	08/09/19	\$ 905,713	\$ -
Culver City Unified	Los Angeles	La Ballona Elementary	57/64444-00-017	08/12/19	\$ 448,287	\$ -
Novato Unified	Marin	Novato High	57/65417-00-026	08/12/19	\$ 1,432,028	\$ -
Corona-Norco Unified	Riverside	Norco Intermediate	57/67033-00-022	08/12/19	\$ 812,816	\$ -
Stockton Unified	San Joaquin	Cleveland Elementary	57/68676-00-042	08/12/19	\$ 3,874,216	\$ -
Moreno Valley Unified	Riverside	Canyon Springs High	57/67124-00-025	08/13/19	\$ 15,244,687	\$ -
Orange Unified	Orange	Canyon High	57/66621-00-058	08/14/19	\$ 7,032,986	\$ -
Kern High	Kern	Bakersfield High	57/63529-00-012	08/16/19	\$ 13,705,939	\$ -
Tahoe-Truckee Unified	Placer	Sierra Expeditionary Learning	57/66944-00-020	08/16/19	\$ 1,146,384	\$ -
Los Angeles Unified	Los Angeles	Sixty-Eight Street Elementary	57/64733-00-726	08/19/19	\$ 1,690,286	\$ -
Whittier City Elementary	Los Angeles	Mill Elementary	57/65110-00-018	08/19/19	\$ 1,393,200	\$ -
Grass Valley Elementary	Nevada	Grass Valley Charter	57/66332-00-003	08/19/19	\$ 2,556,209	\$ -
Grass Valley Elementary	Nevada	Margaret G Scotten Elementary	57/66332-00-004	08/19/19	\$ 2,476,211	\$ -
Los Nietos	Los Angeles	Aeolian Elementary	57/64758-00-006	08/23/19	\$ 2,812,991	\$ -
Elk Grove Unified	Sacramento	Joseph Kerr Middle	57/67314-00-036	08/23/19	\$ 2,188,989	\$ -
Lucia Mar Unified	San Luis Obispo	Oceano Elementary	57/68759-00-017	08/26/19	\$ 1,690,526	\$ -
Lucia Mar Unified	San Luis Obispo	Mesa Middle	57/68759-00-018	08/26/19	\$ 2,934,810	\$ -
Moraga Elementary	Contra Costa	Camino Pablo Elementary	57/61747-00-004	08/26/19	\$ 701,440	\$ -
Le Grand Union	Merced	Le Grand Elementary	57/65722-00-002	08/26/19	\$ 302,660	\$ 201,774
Colusa Unified	Colusa	Burchfield Primary	57/61598-00-001	08/28/19	\$ 1,147,073	\$ -
Colusa Unified	Colusa	Colusa High	57/65198-00-002	08/28/19	\$ 1,178,921	\$ -
Colusa Unified	Colusa	Egling Middle	57/61598-00-003	08/28/19	\$ 1,413,093	\$ -
Saddleback Valley Unified	Orange	Rancho Santa Margarita	57/73635-00-042	08/29/19	\$ 6,019,974	\$ -
Desert Sands Unified	Riverside	Indio Middle	57/67058-00-020	08/29/19	\$ 4,500,965	\$ -
Riverside Unified	Riverside	Magnolia Elementary	57/67215-00-042	08/29/19	\$ 670,308	\$ -
Riverside Unified	Riverside	Fremont Elementary	57/67215-00-043	08/29/19	\$ 1,494,294	\$ -
Azusa Unified	Los Angeles	Murray Elementary	57/64279-00-028	08/30/19	\$ 1,372,382	\$ -
San Francisco Unified	San Francisco	Garfield Elementary	57/68478-79-005	08/30/19	\$ 1,805,257	\$ -
Kern Union High	Kern	North High	57/63529-00-013	09/03/19	\$ 4,559,315	\$ -

SFP APPLICATIONS

Modernization Acknowledged Applications Received Past Existing Authority as of December 31, 2019

District	County	Site Name	DSA Number Number	50-04 Date Received	Estimated State Grant (a) State Share	Estimated Financial Hardship (b)
Chicago Park Elementary	Nevada	Chicago Park Elementary	57/66316-00-004	09/04/19	\$ 242,080	\$ 161,387
Chicago Park Elementary	Nevada	Chicago Park Community Charter	57/66316-00-005	09/04/19	\$ 439,813	\$ 293,209
Bennett Valley Union Elementary	Sonoma	Yulupa Elementary	57/70623-00-007	09/12/19	\$ 264,042	\$ -
Hanford Elementary	Kings	Lincoln Elementary	57/63917-00-007	09/13/19	\$ 2,683,314	\$ -
Hanford Elementary	Kings	George Washington	57/63917-00-008	09/13/19	\$ 2,476,072	\$ -
Desert Sands Unified	Riverside	Kennedy Elementary	57/67058-00-021	09/16/19	\$ 402,918	\$ -
Newport-Mesa Unified	Orange	Wilson Elementary	57/66597-00-051	09/17/19	\$ 1,802,983	\$ -
San Jose Unified	Santa Clara	Willow Glen High	57/69666-00-053	09/17/19	\$ 2,212,543	\$ -
San Jose Unified	Santa Clara	Lincoln High	57/69666-00-054	09/17/19	\$ 2,538,379	\$ -
Moreno Valley Unified	Riverside	Vista Heights	57/67124-00-026	09/19/19	\$ 6,163,856	\$ 4,109,237
Riverside Unified	Riverside	Adams Elementary	57/67215-00-044	09/19/19	\$ 1,012,227	\$ -
Panama-Buena Vista Union	Kern	Panama Elementary	57/63362-00-006	09/26/19	\$ 3,301,060	\$ -
Saugus Union Elementary	Los Angeles	Plum Canyon Elementary	57/64998-00-010	09/26/19	\$ 1,233,580	\$ -
Etiwanda Elementary	San Bernardino	Windrows Elementary	57/67702-00-003	09/26/19	\$ 3,255,348	\$ 2,170,232
Walnut Valley Unified	Los Angeles	Diamond Bar High	50/73460-00-013	09/30/19	\$ 13,519,632	\$ -
Center Joint Unified	Sacramento	Oak Hill Elementary	57/73973-00-006	09/30/19	\$ 3,641,528	\$ -
Moreno Valley Unified	Riverside	Badger Springs Middle	57/67124-00-027	10/08/19	\$ 5,234,589	\$ 3,489,726
Alta Vista Elementary	Tulare	Alta Vista Elementary	57/71811-00-003	10/08/19	\$ 1,656,832	\$ 1,104,555
Rockford Elementary	Tulare	Rockford Elementary	57/72090-00-002	10/08/19	\$ 442,844	\$ -
Wheatland Union High	Yuba	Wheatland Union High	57/72769-00-002	10/09/19	\$ 3,786,222	\$ -
Monterey Peninsula Unified	Monterey	George C Marshall Elementary	57/66092-00-033	10/11/19	\$ 691,138	\$ -
Monterey Peninsula Unified	Monterey	Highland Elementary	57/66092-00-034	10/11/19	\$ 550,516	\$ -
Monterey Peninsula Unified	Monterey	Monte Vista Elementary	57/66092-00-035	10/11/19	\$ 2,092,964	\$ -
Monterey Peninsula Unified	Monterey	Marina Vista Elementary	57/66092-00-036	10/14/19	\$ 754,887	\$ -
Sacramento City Unified	Sacramento	American Legion High (Continuation)	57/67439-00-077	10/17/19	\$ 376,386	\$ -
Sacramento City Unified	Sacramento	West Campus	57/67439-00-078	10/17/19	\$ 540,268	\$ -
Washington Unified	Yolo	Washington Middle College High	57/72694-00-019	10/17/19	\$ 1,243,180	\$ -
Visalia Unified	Tulare	Golden West High	57/72256-00-031	10/18/19	\$ 11,715,960	\$ -
Whittier City Elementary	Los Angeles	Daniel Phelan Elementary	57/65110-00-019	10/23/19	\$ 1,769,640	\$ -
Whittier City Elementary	Los Angeles	Lydia Jackson Elementary	57/65110-00-020	10/23/19	\$ 1,434,996	\$ -
Whittier City Elementary	Los Angeles	West Whittier Elementary	57/65110-00-021	10/23/19	\$ 5,566,584	\$ -
Elk Grove Unified	Sacramento	Foulks Ranch Elementary	57/67314-00-037	10/24/19	\$ 2,043,360	\$ -
Monterey Peninsula Unified	Monterey	La Mesa Elementary	57/66092-00-037	10/25/19	\$ 260,145	\$ -
Monterey Peninsula Unified	Monterey	Foothill Elementary	57/66092-00-038	10/25/19	\$ 666,640	\$ -
Redwood City Elementary	San Mateo	Orion Alternative	57/69005-00-008	10/25/19	\$ 550,482	\$ -
North Cow Creek Elementary	Shasta	North Cow Creek Elementary	57/70078-00-001	10/25/19	\$ 252,263	\$ 168,176
Palmdale Elementary	Los Angeles	Dos Caminos Elementary	57/64857-00-002	10/30/19	\$ 906,607	\$ -

SFP APPLICATIONS

Modernization Acknowledged Applications Received Past Existing Authority as of December 31, 2019

District	County	Site Name	DSA Number Number	50-04 Date Received	Estimated State Grant (a) State Share	Estimated Financial Hardship (b)
Glendale Unified	Los Angeles	College View	57/64568-00-049	10/31/19	\$ 1,313,607	\$ -
Mission Union Elementary	Monterey	Mission Elementary	57/66084-00-003	10/31/19	\$ 334,060	\$ 222,707
Corcoran Joint Unified	Kings	John Muir Middle	57/63891-00-014	11/08/19	\$ 1,888,499	\$ -
Corcoran Joint Unified	Kings	Mark Twain Elementary	57/63891-00-015	11/08/19	\$ 1,668,660	\$ -
Riverside Unified	Riverside	University Heights Middle	57/67215-00-045	11/14/19	\$ 418,281	\$ -
Sylvan Union Elementary	Stanislaus	Elizabeth Ustach Middle	57/71290-00-011	11/18/19	\$ 5,174,338	\$ -
Plaza Elementary	Glenn	Plaza Elementary	57/62638-00-001	11/19/19	\$ 1,022,988	\$ 681,992
Hanford Elementary	Kings	Lee Richmond Elementary	57/63917-00-009	11/19/19	\$ 1,533,537	\$ -
Hesperia Unified	San Bernardino	Joshua Circle Elementary	57/75044-00-001	11/19/19	\$ 2,061,850	\$ -
Hesperia Unified	San Bernardino	Sultana High	57/75044-00-002	11/19/19	\$ 2,040,420	\$ -
Whittier City Elementary	Los Angeles	Christian Sorensen Elementary	57/65110-00-022	11/20/19	\$ 3,126,055	\$ -
Centralia Elementary	Orange	San Marino Elementary	57/66472-00-015	11/21/19	\$ 532,907	\$ -
Oak Park Unified	Ventura	Brookside Elementary	57/73874-00-004	11/21/19	\$ 2,943,843	\$ -
Hanford Elementary	Kings	Roosevelt Elementary	57/63917-00-010	11/25/19	\$ 1,205,134	\$ -
Burton Elementary	Tulare	Oak Grove Elementary	57/71837-00-005	11/25/19	\$ 2,939,952	\$ -
Burton Elementary	Tulare	Burton Elementary	57/71837-00-006	11/25/19	\$ 1,776,355	\$ -
Burton Elementary	Tulare	Jim Maples Academy	57/71837-00-007	11/25/19	\$ 2,122,800	\$ -
Santa Paula Unified	Ventura	Barbara Webster Elementary	57/76828-00-005	11/25/19	\$ 1,791,587	\$ -
Waterford Unified	Stanislaus	Richard M Moon Primary	57/75572-00-001	11/26/19	\$ 408,014	\$ 272,009
Waterford Unified	Stanislaus	Lucille Whitehead Intermediate	57/75572-00-002	11/26/19	\$ 95,434	\$ 63,623
Waterford Unified	Stanislaus	Waterford Junior High	57/75572-00-003	11/26/19	\$ 230,927	\$ 153,951
Waterford Unified	Stanislaus	Sentinel High	57/75572-00-004	11/26/19	\$ 16,399	\$ 10,933
Moraga Elementary	Contra Costa	Donald L Rheem Elementary	57/61747-00-005	12/02/19	\$ 2,671,694	\$ -
Morongo Unified	San Bernardino	Yucca Valley High	57/67777-00-009	12/02/19	\$ 1,384,070	\$ -
Mountain View-Los Altos Union	Santa Clara	Mountain View High	57/69609-00-005	12/02/19	\$ 3,835,811	\$ -
Los Alamitos Unified	Orange	Rossmoor Elementary	57/73924-00-015	12/04/19	\$ 626,198	\$ -
Los Nietos	Los Angeles	Ada S Nelson Elementary	57/64758-00-007	12/06/19	\$ 2,021,740	\$ -
Whittier City Elementary	Los Angeles	Katherine Edwards Middle	57/65110-00-023	12/18/19	\$ 6,543,024	\$ -
Riverside Unified	Riverside	Alcott Elementary	57/67215-00-046	12/19/19	\$ 1,013,094	\$ -
Los Angeles Unified	Los Angeles	Ninety-Third Street Elementary	57/64733-00-727	12/20/19	\$ 900,630	\$ -
Los Angeles Unified	Los Angeles	Foshay Learning Center	57/64733-00-728	12/20/19	\$ 4,012,461	\$ -
Los Angeles Unified	Los Angeles	Venice Senior High	57/64733-00-729	12/20/19	\$ 7,478,560	\$ -
San Rafael City High	Marin	San Rafael High	57/65466-00-007	12/20/19	\$ 986,446	\$ -
Monterey Peninsula Unified	Monterey	Seaside Middle	57/66092-00-039	12/20/19	\$ 2,011,747	\$ -
Riverside Unified	Riverside	Longfellow Elementary	57/67215-00-047	12/26/19	\$ 1,356,938	\$ -

SFP APPLICATIONS

Modernization Acknowledged Applications Received Past Existing Authority as of December 31, 2019

District	County	Site Name	DSA Number Number	50-04 Date Received	Estimated State Grant (a) State Share	Estimated Financial Hardship (b)
----------	--------	-----------	-------------------	---------------------	---------------------------------------	----------------------------------

Summary of Mod Acknowledged Applications Received Past Existing Authority		Total (in Dollars)
Estimated State Grant (Column F)		\$ 682,804,145
Financial Hardship (Column G)		\$ 46,481,258
Total of Estimated State Grant and Financial Hardship		\$ 729,285,403

INFORMATION ITEM

FACILITY HARDSHIP/REHABILITATION APPROVALS WITHOUT FUNDING

As of December 9, 2019

FACILITY HARDSHIP/REHABILITATION APPROVALS WITHOUT FUNDING

As of December 9, 2019 State Allocation Board

FACILITY HARDSHIP

School District	County	Program	Application Number	School Site Name	SAB Approval Date	Funding Application Due Date	Estimated State Grant
-	-	-	-	-	-	-	-

Estimated Total Need (State Share): \$ -

REHABILITATION

School District	County	Program	Application Number	School Site Name	SAB Approval Date	Funding Application Due Date	Estimated State Grant
Lewiston Elementary	Trinity	Facility Hardship	58/71746-00-002	Lewiston Elementary	9/25/2019	7/25/2019	\$502,314*
Greenfield Union Elementary	Monterey	Facility Hardship	58/66035-00-001	Vista Verde Middle	10/23/2019	4/23/2021	\$1,125,922*
Greenfield Union Elementary	Monterey	Facility Hardship	58/66035-00-002	Mary Chapa Academy	10/23/2019	4/23/2021	\$1,338,828*
Greenfield Union Elementary	Monterey	Facility Hardship	58/66035-00-003	Oak Avenue Elementary	10/23/2019	4/23/2021	\$1,035,344*

Estimated Total Need (State Share): \$4,002,408

Facility Hardship and Rehabilitation Estimated Total Need (State Share): \$4,002,408

*These projects have received approvals for design funding which are included in the Estimated State Grant amount.

Section 1859.81. Financial Hardship.

Except for Joint-Use Projects and Career Technical Education Facilities Projects, a district is eligible for financial hardship to fund all or a portion of its matching share requirement after demonstrating the requirements of (a), (c), and (d) below:

- (a) The district is financially unable to provide all necessary matching funds for an eligible project. To determine this, an analysis shall be made of the district's financial records by the OPSC including data and records maintained by the CDE and the County Office of Education. The analysis shall consist of a review of the district's latest Independent Audit regarding funds available from all capital facility accounts, including, but not limited to, developer fees, funds generated from capital facility certificates of participation, federal grants, redevelopment funds, sale proceeds from surplus property, the appraised value of facilities approved for replacement pursuant to Section 1859.82, bond funds either encumbered, unencumbered or authorized but unsold, and savings from other SFP projects. All funds thus identified that have not been expended or encumbered by a contractual agreement for a specific capital outlay purpose prior to the initial request for financial hardship status shall be deemed available as a matching contribution.

After the initial request for financial hardship status is granted, no further encumbrances will be approved by the OPSC and all prospective revenue made available to the district's capital facility accounts shall be deemed available as matching contribution on the subsequent financial hardship review, with the exception of:

- (1) Approved interim housing expenditures.
- (2) Funding to pay for previously recognized multi-year encumbrances approved at the initial financial hardship approval.
- (3) Funding that is transferred into a Special Reserve Fund and is used for the express purpose of the Federal Renovation Program when the amount expended out of that fund does not exceed the maximum Federal Renovation Grant amount.
- (4) Funding that is transferred into a Special Reserve Fund and is used for the express purpose of the School Facilities Needs Assessment Grant Program or Emergency Repair Program when the amount expended out of that fund does not exceed the maximum grant amount apportioned.
- (5) Funding that is transferred into a Special Reserve Fund and is used for the express purpose of the Career Technical Education Facilities Program when the amount expended out of that fund does not exceed the applicant's share of the maximum grant amount apportioned.
- (6) Funding that is transferred into a Special Reserve Fund and used for the express purpose of the Overcrowding Relief Grant when the amount expended out of that fund does not exceed the amount of the site acquisition and design costs of the project and the district has submitted an approved Form SAB 50-11.
- (7) Funding that is used for the express purpose of reimbursing the State a proportionate share of financial hardship received when there has been a transfer of a special education program and title to the facility. In addition, the funding was used within five years of the title transfer.
- (8) Funding to pay for obtaining a structural report pursuant to Section 1859.82 for an approvable and funded seismic mitigation project.
- (9) All other capital facility funding for a period of three years when no subsequent financial hardship request is made during this period, with the exception of the funding identified in (6). The three-year period begins with the date of the most recent financial hardship new construction or modernization adjusted grant funding apportionment.

When Overcrowding Relief Grant funding is set aside pursuant to (6) and the School District has not submitted, or the OPSC has not accepted, a Form SAB 50-04 for an Overcrowding Relief Grant within three years from the date of deposit into the Special Reserve Fund, or the School District has not met the requirements in Sections 1859.90 or 1859.105, remaining funds plus interest accrued at the Pooled Money Investment Board rate at that time period shall be deemed available as matching contribution on a subsequent financial hardship project or be captured through an audit adjustment pursuant to Section 1859.106.

The financial hardship analysis is subject to approval by the Board.

- (b) From the funds deemed available as a matching contribution, the district may retain \$19,776 per classroom in each enrollment reporting period for the cost to provide interim housing for the currently unhoused pupils of the district. The amount shown shall be adjusted annually in the manner prescribed in Section 1859.71. The number of classrooms needed for interim housing for the currently unhoused pupils shall be the sum of the positive numbers determined in (b)(7) as follows:
- (1) Determine the current enrollment of the district by grade level as shown on the latest Form SAB 50-01.
 - (2) Determine the New Construction Grants apportioned by grade level for all SFP projects and LPP funded under the provisions of Sections 1859.12 or 1859.13 where the district has submitted Form SAB 50-06 indicating that the project is 100 percent complete.
 - (3) Subtract (b)(2) from (b)(1).
 - (4) Determine the number of classrooms by grade level reported in Part 1, Line 8 on Form SAB 50-02.
 - (5) Multiply the classrooms determined in (b)(4) by 25 for K-6, 27 for 7-12, 13 for Non-Severe and 9 for Severe.
 - (6) Subtract the product determined in (b)(5) from the difference determined in (b)(3) by grade level.
 - (7) Divide the difference by grade level determined in (b)(6) by 25 for K-6, 27 for 7-12, 13 for Non-Severe and 9 for Severe and round up to the nearest whole number.

From the funds deemed available as a matching contribution, the district may also retain \$19,776 per portable toilet unit in each reporting period for the cost to provide necessary interim toilet facilities for the currently unhoused pupils of the district. The amount shown shall be adjusted annually in the manner prescribed in Section 1859.71. The number of toilet facilities needed for interim housing shall be the sum of the positive numbers determined in (b)(7) divided by eight rounded up to the nearest whole number.

From the funds deemed available as a matching contribution, the district may also retain \$19,776 per classroom in each reporting period for the cost to provide necessary interim housing for the currently unhoused pupils displaced as a result of a SAB approved seismic mitigation project pursuant to Section 1859.82. The amount shown shall be adjusted annually in the manner prescribed in Section 1859.71. The number of classrooms needed for interim housing shall be the quotient of the displaced pupils by 25 for K-6, 27 for 7-12, 13 for Non-Severe and 9 for Severe and round up to the nearest whole number.

If the district's available funds, as determined by the OPSC analysis less costs for interim housing, is less than its matching share, the district will be deemed to have met the requirements of this Subsection.

- (c) The district has made all reasonable efforts to fund its matching share of the project by demonstrating it is levying the developer fee justified under law or an alternative revenue source equal to or greater than the developer fee otherwise justified under law at the time of request for hardship and the district meets at least one of the following:
- (1) The current outstanding bonded indebtedness of the district issued for the purpose of constructing school facilities in accordance with Education Code Section 17072.35 or 17074.25 as appropriate, at the time of request for financial hardship status, is at least 60 percent of the district's total bonding capacity. Outstanding bonded indebtedness includes that part of general obligation bonds, Mello-Roos Bonds, School Facility Improvement District Bonds and certificates of participation which the district is paying a debt service that was issued for capital outlay school facility purposes.
 - (2) The district had a successful registered voter bond election for at least the maximum amount allowed under Proposition 39 within the previous two years from the date of request for financial hardship status. The proceeds from the bond election that represent the maximum amount allowed under the provisions of Proposition 39 must be used to fund the district's matching share requirement for SFP project(s).
 - (3) It is a County Superintendent of Schools.
 - (4) The district's total bonding capacity at the time of the request for financial hardship status is \$5 million or less.
 - (5) Other evidence of reasonable effort as approved by the SAB.

If the district's request for financial hardship status is denied by the Board, the district may be deemed eligible for rental payments of \$2,000 per year per classroom under the Emergency School Classroom Law of 1979 for a two year period when relocatable classroom buildings are available and the district provides financial documentation that it is unable to afford the full rental amount and any other information satisfactory to the Board that the rental reduction is necessary. The number of classrooms eligible for the \$2,000 rental payments shall be the sum of the numbers determined in (c)(5)(B) as follows:

- (A) Determine the number of pupils by grade level that the district requested a New Construction Grant on the Form SAB 50-04 that were denied financial hardship status.
 - (B) Divide the number by grade level determined in (c)(5)(A) by 25 for K-6, 27 for 7-12, 13 for Non-Severe and 9 for Severe and round up to the nearest whole number.
- (d) The district has not signed a contract for acquisition or construction of classrooms that replace existing facility(ies), which were included in the determination of the district's new construction eligibility pursuant to Education Code Section 17071.75, in a locally funded project during the five-year period immediately preceding the district's application for financial hardship assistance. This restriction may be lifted if the Board finds that unforeseen and extenuating circumstances existed that required the district to use local funds to replace the facility(ies).
- (e) If the district meets the financial hardship requirements in this Section, the amount of financial hardship is equal to the district's matching share less funds deemed available in (a).
- (1) Once a district has been notified by OPSC that it meets the requirements of financial hardship in this Section, the district may file Form SAB 50-04 under the provisions of financial hardship anytime within a period of 180 calendar days from the date of the OPSC notification.
 - (2) If the district does not submit Form SAB 50-04 under the provisions of financial hardship within 180 calendar days of the OPSC notification of approval of financial hardship status, the district must re-qualify for financial hardship status under the provisions of this Section by submittal of a new request for financial hardship status.

- (3) If the project(s) has been included on an unfunded list for more than 180 calendar days, a review of the district's funds pursuant to (a) will be made to determine if additional district funds are available to fund the district's matching share of the project(s).

Financial hardship approval status by the OPSC for a separate design and/or site apportionment does not apply to any subsequent funding for the project(s).

- (f) If the district submits Form SAB 50-04 within 180 calendar days of the OPSC notification of approval of financial hardship and the project(s) has been included on the "Unfunded List (Lack of AB 55 Loans)" for more than 180 calendar days as a result of the State of California's inability to provide interim financing from the Pooled Money Investment Account (AB 55 loans), the Board may suspend the unfunded review requirement as defined in Regulation Section 1859.81(e). Projects added to any other unfunded list shall be subject to the review detailed in Regulation Section 1859.81(e). Regulation Section 1859.81(f) shall become inoperative July 1, 2011.
- (g) A project added to an unfunded list on or after July 1, 2011 will be subject to the review detailed in section (e)(3). For projects added to an unfunded list between February 25, 2009 and June 30, 2011, only the district's financial records on or after July 1, 2011 will be considered in calculating any adjustment to the district's matching share.
- (h) On or after September 22, 2017, a district may submit a request for funding in advance of obtaining a determination of Financial Hardship.
- (1) To be considered for Financial Hardship, the district must check the box on the Form SAB 50-04 requesting Financial Hardship pursuant to this subsection when submitting a request for funding.
 - (2) Prior to processing an application OPSC will notify the district in writing to submit the necessary documentation for a Financial Hardship analysis pursuant to (a), (b), (c) and (d). OPSC will not accept any documents for a Financial Hardship analysis in advance of the notification. Failure to submit the requested documentation within 60 calendar days of OPSC's notification will result in either a. or b.:
 - a. District may amend their Form SAB 50-04 to exclude the request for Financial Hardship determination.
 - b. OPSC will return the request for funding and related materials to the district.
 - (3) Upon notification of Financial Hardship approval, any Form SAB 50-04 processed within 180 calendar days of the approval date will be included in the approval.
 - (4) For any Form SAB 50-04 processed more than 180 calendar days after the date of the Financial Hardship approval the district shall re-qualify for Financial Hardship status.

Note: Authority cited: Sections 17070.35, 17075.15, 17078.72 and 17592.73, Education Code.

Reference: Sections 17071.75, 17075.10, 17075.15, and 17079.20, Education Code.