

State Allocation Board Agenda



Lisa Silverman, Executive Officer
Office of Public School Construction
707 Third Street
West Sacramento, CA 95605

Public Meeting
Wednesday, June 26, 2019
State Capitol, Room 444*
Sacramento, CA 95814
4:00 p.m.*

General Information
(916) 376-1771

For further information please contact your Project Manager.

*Meeting room and time subject to change.

A copy of the 10-Day Notice can be found on the [OPSC website](#).

June 26, 2019
Agenda

<u>TAB</u>	<u>SUBJECT</u>	<u>PRESENTER</u>	<u>PAGE</u>
	Call Meeting to Order	Chair	
	Roll Call	Secretary	
	Table of Contents		i - iii
1	Alphabetical Listing		iv - x
2	Minutes of May 22, 2019		1 - 7
3	Executive Officer Statement		8 - 9
4	<u>CONSENT AGENDA</u>		
	<u>SCHOOL FACILITY PROGRAM</u>		
	Resolution		10
	Eligibility/Eligibility Adjustment Approvals		11 - 22
	Unfunded Approvals		23 - 59
	Charter School Facilities Program Preliminary Apportionments		60 - 61
	Amended Unfunded Approval		62
	Closeout		63
	Charter School Facilities Program Rescission		64 - 68
	Career Technical Education Facilities Program Unfunded Approval		69 - 77
	Substantial Progress Reductions to Costs Incurred		78 - 79
	<u>OTHER PROGRAMS</u>		
	Unused Site Program – Refund for Mendocino Unified		80
	Unused Site Program – Corrected Assessments		81 - 96

NEXT MONTHLY STATE ALLOCATION BOARD MEETING – AUGUST 28, 2019

June 26, 2019
Agenda

<u>TAB</u>	<u>SUBJECT</u>	<u>PAGE</u>
5	<u>FINANCIAL REPORTS</u>	
	STATUS OF FUND RELEASES	97 - 98
	STATUS OF FUNDS	99 - 116
6	<u>APPEALS</u>	
	FARMERSVILLE UNIFIED/TULARE 50/75325-00-005 To present the District's request to retain the savings from a new construction project funded with Financial Hardship assistance for use on other high priority capital outlay needs within the District.	117 - 142
	SAN BERNARDINO CITY UNIFIED/SAN BERNARDINO 56/67876-00-001 To present the District's request to retain the savings from an Overcrowding Relief Grant Program project funded with Financial Hardship assistance for use on other high priority capital outlay needs within the District.	143 - 180
	BIGGS UNIFIED/BUTTE 57/61408-00-001, 002, 003 AND 004 To present the District's request to receive Financial Hardship status based upon "other evidence of reasonable effort as approved by the State Allocation Board."	181 - 260
7	<u>ACTION ITEMS</u>	
	ADMINISTRATIVE COSTS OF THE SCHOOL FACILITY PROGRAM To present the State Allocation Board (Board) with the option to reserve available bond authority for the costs of the Office of Public School Construction, California Department of Education, and the State Controller's Office to administer the Board's programs.	261 - 265
	CAREER TECHNICAL EDUCATION FACILITIES PROGRAM ADDITIONAL FUNDING CYCLE(S) To seek State Allocation Board direction on how to allocate the remaining \$250 million in Career Technical Education Facilities Program funds.	266 - 269

June 26, 2019
Agenda

8 **REPORTS, DISCUSSION AND INFORMATION ITEMS**

State Allocation Board Three-Month Projected Workload	270 - 271
Dates for 2019 State Allocation Board Meetings	272
School Facility Program Unfunded List (Lack of AB 55 Loans)	273 - 278
School Facility Program Workload List (Reg. Section 1859.95)	279 - 315
School Facility Program Acknowledged List (Reg. Section 1859.95.1)	316 - 321
School Facility Program Financial Hardship Reg. Section 1859.81	322 - 324

June 26, 2019

Alphabetical Listing

School District	County	Category	Page No.
ACKERMAN ELEMENTARY	PLACER	Unused Sites	Consent 81
ADELANTO ELEMENTARY	SAN BERNARDINO	Unused Sites	Consent 81
ALISAL UNION	MONTEREY	SFP-Modernization	Consent 78
ALISAL UNION	MONTEREY	SFP-Modernization	Consent 78
ALISAL UNION	MONTEREY	SFP-Modernization	Consent 78
ALLENSWORTH ELEMENTARY	TULARE	Unused Sites	Consent 81
ALPAUGH UNIFIED	TULARE	Unused Sites	Consent 81
ALPINE COUNTY UNIFIED	ALPINE	Unused Sites	Consent 81
ALTA VISTA ELEMENTARY	TULARE	Unused Sites	Consent 81
ALUM ROCK UNION ELEMENTARY	SANTA CLARA	SFP-Charter	Consent 64
AMADOR COUNTY UNIFIED	AMADOR	Unused Sites	Consent 81
ANTELOPE ELEMENTARY	TEHAMA	SFP-New Construction	Consent 13
ANTELOPE ELEMENTARY	TEHAMA	Unused Sites	Consent 81
ANTELOPE VALLEY UNION HIGH	LOS ANGELES	Unused Sites	Consent 81
ANTIOCH UNIFIED	CONTRA COSTA	SFP-Modernization	Consent 23*
ANTIOCH UNIFIED	CONTRA COSTA	Unused Sites	Consent 81
APPLE VALLEY UNIFIED	SAN BERNARDINO	Unused Sites	Consent 81
ARCATA ELEMENTARY	HUMBOLDT	Unused Sites	Consent 81
ARENA UNION ELEMENTARY	MENDOCINO	Unused Sites	Consent 81
ARMONA UNION ELEMENTARY	KINGS	Unused Sites	Consent 81
ATWATER ELEMENTARY	MERCED	Unused Sites	Consent 81
AUBURN UNION ELEMENTARY	PLACER	Unused Sites	Consent 81
AZUSA UNIFIED	LOS ANGELES	SFP-Modernization	Consent 11
BAKER VALLEY UNIFIED	SAN BERNARDINO	Unused Sites	Consent 81
BAKERSFIELD CITY ELEMENTARY	KERN	SFP-New Construction	Consent 13
BAKERSFIELD CITY ELEMENTARY	KERN	Unused Sites	Consent 81
BANNING UNIFIED	RIVERSIDE	Unused Sites	Consent 81
BARSTOW UNIFIED	SAN BERNARDINO	Unused Sites	Consent 81
BEAUMONT UNIFIED	RIVERSIDE	Unused Sites	Consent 81
BENICIA UNIFIED	SOLANO	Unused Sites	Consent 81
BERRYESSA UNION ELEMENTARY	SANTA CLARA	Unused Sites	Consent 81
BORREGO SPRINGS UNIFIED	SAN DIEGO	Unused Sites	Consent 81
BRAWLEY ELEMENTARY	IMPERIAL	Unused Sites	Consent 81
BREA-OLINDA UNIFIED	ORANGE	Unused Sites	Consent 81
BRENTWOOD UNION	CONTRA COSTA	Unused Sites	Consent 81
BRITTAN ELEMENTARY	SUTTER	Unused Sites	Consent 81
BUCKEYE UNION ELEMENTARY	EL DORADO	Unused Sites	Consent 81
BURTON	TULARE	Unused Sites	Consent 81
CAJON VALLEY UNION ELEMENTARY	SAN DIEGO	Unused Sites	Consent 81
CALAVERAS UNIFIED	CALAVERAS	Unused Sites	Consent 81
CALIPATRIA UNIFIED	IMPERIAL	Unused Sites	Consent 81
CAMBRIAN	SANTA CLARA	Unused Sites	Consent 81
CAMPBELL UNION ELEMENTARY	SANTA CLARA	Unused Sites	Consent 81
CAMPBELL UNION HIGH	SANTA CLARA	Unused Sites	Consent 81
CARMEL UNIFIED	MONTEREY	Unused Sites	Consent 81
CARPINTERIA UNIFIED	SANTA BARBARA	Unused Sites	Consent 81
CARUTHERS UNIFIED	FRESNO	SFP-New Construction	Consent 13
CASTAIC UNION	LOS ANGELES	Unused Sites	Consent 81
CENTRAL ELEMENTARY	SAN BERNARDINO	SFP-Modernization	Consent 23
CENTRAL UNIFIED	FRESNO	Unused Sites	Consent 81
CHAFFEY JOINT UNION HIGH	SAN BERNARDINO	Unused Sites	Consent 81

June 26, 2019

Alphabetical Listing

School District	County	Category	Page No.
CHARTER OAK UNIFIED	LOS ANGELES	Unused Sites	Consent 81
CHICO UNIFIED	BUTTE	SFP-New Construction	Consent 13
CHICO UNIFIED	BUTTE	SFP-New Construction	Consent 23*
CHICO UNIFIED	BUTTE	SFP-New Construction	Consent 23*
CHICO UNIFIED	BUTTE	SFP-New Construction	Consent 23*
CHICO UNIFIED	BUTTE	SFP-Modernization	Consent 23*
CHICO UNIFIED	BUTTE	Unused Sites	Consent 81
CLAY JOINT ELEMENTARY	FRESNO	SFP-New Construction	Consent 13
CLAY JOINT ELEMENTARY	FRESNO	SFP-Modernization	Consent 13
CLOVIS UNIFIED	FRESNO	Unused Sites	Consent 81
COACHELLA VALLEY UNIFIED	RIVERSIDE	Unused Sites	Consent 81
COLFAX ELEMENTARY	PLACER	Unused Sites	Consent 81
COLTON JOINT UNIFIED	SAN BERNARDINO	Unused Sites	Consent 81
COLUMBIA UNION ELEMENTARY	TUOLUMNE	Unused Sites	Consent 81
COMPTON UNIFIED	LOS ANGELES	Unused Sites	Consent 81
CONEJO VALLEY UNIFIED	VENTURA	Unused Sites	Consent 81
CORONADO UNIFIED	SAN DIEGO	Unused Sites	Consent 81
CORONA-NORCO UNIFIED	RIVERSIDE	Unused Sites	Consent 81
COTATI-ROHNERT PARK UNIFIED	SONOMA	Unused Sites	Consent 81
CULVER CITY UNIFIED	LOS ANGELES	SFP-Modernization	Consent 23*
CULVER CITY UNIFIED	LOS ANGELES	SFP-Career Tech	Consent 69*
CULVER CITY UNIFIED	LOS ANGELES	Unused Sites	Consent 81
CUPERTINO UNION	SANTA CLARA	Unused Sites	Consent 81
CURTIS CREEK ELEMENTARY	TUOLUMNE	Unused Sites	Consent 81
CUTLER-OROSI JOINT UNIFIED	TULARE	SFP-New Construction	Consent 13
CUYAMA JOINT UNIFIED	SANTA BARBARA	Unused Sites	Consent 81
CYPRESS ELEMENTARY	ORANGE	Unused Sites	Consent 81
DAVIS JOINT UNIFIED	YOLO	Unused Sites	Consent 81
DEHESA	SAN DIEGO	Unused Sites	Consent 81
DEL NORTE COUNTY UNIFIED	DEL NORTE	Unused Sites	Consent 81
DELANO JOINT UNION HIGH	KERN	Unused Sites	Consent 81
DELANO UNION ELEMENTARY	KERN	Unused Sites	Consent 81
DESERT SANDS UNIFIED	RIVERSIDE	Unused Sites	Consent 81
DINUBA UNIFIED	TULARE	Unused Sites	Consent 81
DIXIE ELEMENTARY	MARIN	Unused Sites	Consent 81
DRY CREEK JOINT ELEMENTARY	PLACER	Unused Sites	Consent 81
EASTSIDE UNION	LOS ANGELES	Unused Sites	Consent 81
EDISON ELEMENTARY	KERN	SFP-New Construction	Consent 13
EDISON ELEMENTARY	KERN	Unused Sites	Consent 81
EL DORADO COUNTY OFFICE OF EDUCATION	EL DORADO	Unused Sites	Consent 81
EL RANCHO UNIFIED	LOS ANGELES	Unused Sites	Consent 81
ELK GROVE UNIFIED	SACRAMENTO	SFP-New Construction	Consent 23*
ELK GROVE UNIFIED	SACRAMENTO	SFP-Modernization	Consent 13
ELK GROVE UNIFIED	SACRAMENTO	Unused Sites	Consent 81
ESPARTO UNIFIED	YOLO	Unused Sites	Consent 81
EUREKA CITY UNIFIED	HUMBOLDT	Unused Sites	Consent 81
EVERGREEN UNION ELEMENTARY	TEHAMA	Unused Sites	Consent 81
FAIRFIELD-SUISUN UNIFIED	SOLANO	Unused Sites	Consent 81
FARMERSVILLE UNIFIED	TULARE	Unused Sites	Consent 81
FONTANA UNIFIED	SAN BERNARDINO	Unused Sites	Consent 81
FORESTHILL UNION ELEMENTARY	PLACER	Unused Sites	Consent 81

June 26, 2019

Alphabetical Listing

School District	County	Category	Page No.
FORKS OF SALMON ELEMENTARY	SISKIYOU	Unused Sites	Consent 81
FREMONT UNIFIED	ALAMEDA	SFP-New Construction	Consent 23*
FREMONT UNION HIGH	SANTA CLARA	Unused Sites	Consent 81
FRESNO UNIFIED	FRESNO	Unused Sites	Consent 81
GALT JOINT UNION ELEMENTARY	SACRAMENTO	Unused Sites	Consent 81
GALT JOINT UNION HIGH	SACRAMENTO	Unused Sites	Consent 81
GATEWAY UNIFIED	SHASTA	Unused Sites	Consent 81
GLENDALE UNIFIED	LOS ANGELES	Unused Sites	Consent 81
GOLETA UNION ELEMENTARY	SANTA BARBARA	Unused Sites	Consent 81
GRIDLEY UNIFIED	BUTTE	Unused Sites	Consent 81
GROSSMONT UNION HIGH	SAN DIEGO	SFP-New Construction	Consent 23*
GROSSMONT UNION HIGH	SAN DIEGO	SFP-Modernization	Consent 23*
GROSSMONT UNION HIGH	SAN DIEGO	SFP-Modernization	Consent 23*
GUADALUPE UNION ELEMENTARY	SANTA BARBARA	SFP-New Construction	Consent 13
GUADALUPE UNION ELEMENTARY	SANTA BARBARA	Unused Sites	Consent 81
HAPPY VALLEY ELEMENTARY	SANTA CRUZ	SFP-Modernization	Consent 23*
HEMET UNIFIED	RIVERSIDE	Unused Sites	Consent 81
HERMOSA BEACH CITY ELEMENTARY	LOS ANGELES	Unused Sites	Consent 81
HESPERIA UNIFIED	SAN BERNARDINO	Unused Sites	Consent 81
HICKMAN ELEMENTARY	STANISLAUS	Unused Sites	Consent 81
HOPE ELEMENTARY	TULARE	Unused Sites	Consent 81
HUGHSON UNIFIED	STANISLAUS	SFP-New Construction	Consent 13
HUNTINGTON BEACH CITY ELEMENTARY	ORANGE	Unused Sites	Consent 81
IMPERIAL UNIFIED	IMPERIAL	Unused Sites	Consent 81
IRVINE UNIFIED	ORANGE	Unused Sites	Consent 81
JEFFERSON UNION HIGH	SAN MATEO	Unused Sites	Consent 81
JURUPA UNIFIED	RIVERSIDE	SFP-Modernization	Consent 11
JURUPA UNIFIED	RIVERSIDE	Unused Sites	Consent 81
KELSEYVILLE UNIFIED	LAKE	Unused Sites	Consent 81
KEPPEL UNION ELEMENTARY	LOS ANGELES	Unused Sites	Consent 81
KERN COUNTY OFFICE OF EDUCATION	KERN	Unused Sites	Consent 81
KINGS CANYON JOINT UNIFIED	FRESNO	Unused Sites	Consent 81
KONOCTI UNIFIED	LAKE	Unused Sites	Consent 81
LA CANADA UNIFIED	LOS ANGELES	Unused Sites	Consent 81
LAKE ELSINORE UNIFIED	RIVERSIDE	Unused Sites	Consent 81
LAKEPORT UNIFIED	LAKE	Unused Sites	Consent 81
LAKESIDE UNION	KERN	Unused Sites	Consent 81
LAMONT ELEMENTARY	KERN	SFP-New Construction	Consent 13
LANCASTER ELEMENTARY	LOS ANGELES	Unused Sites	Consent 81
LARKSPUR-CORTE MADERA	MARIN	Unused Sites	Consent 81
LAS LOMITAS ELEMENTARY	SAN MATEO	Unused Sites	Consent 81
LEWISTON ELEMENTARY	TRINITY	SFP-Mod.	Withdrawn
LIBERTY UNION HIGH	CONTRA COSTA	Unused Sites	Consent 81
LINCOLN UNIFIED	SAN JOAQUIN	Unused Sites	Consent 81
LINDSAY UNIFIED	TULARE	SFP-New Construction	Consent 13
LITTLE LAKE CITY ELEMENTARY	LOS ANGELES	Unused Sites	Consent 81
LODI UNIFIED	SAN JOAQUIN	Unused Sites	Consent 81
LOMPOC UNIFIED	SANTA BARBARA	Unused Sites	Consent 81
LONE PINE UNIFIED	INYO	Unused Sites	Consent 81
LOS ALTOS ELEMENTARY	SANTA CLARA	Unused Sites	Consent 81
LOS ANGELES UNIFIED	LOS ANGELES	SFP-Career Tech	Consent 69*

June 26, 2019

Alphabetical Listing

School District	County	Category	Page No.
LOS ANGELES UNIFIED	LOS ANGELES	Unused Sites	Consent 81
LOS BANOS UNIFIED	MERCED	SFP-New Construction	Consent 62*
LOS GATOS-SARATOGA JOINT UNION HIGH	SANTA CLARA	Unused Sites	Consent 81
LOWELL JOINT ELEMENTARY	LOS ANGELES	Unused Sites	Consent 81
LUCIA MAR UNIFIED	SAN LUIS OBISPO	Unused Sites	Consent 81
MADERA UNIFIED	MADERA	Unused Sites	Consent 81
MAMMOTH UNIFIED	MONO	Unused Sites	Consent 81
MANHATTAN BEACH UNIFIED	LOS ANGELES	Unused Sites	Consent 81
MANTECA UNIFIED	SAN JOAQUIN	Unused Sites	Consent 81
MARICOPA UNIFIED	KERN	Unused Sites	Consent 81
MARIPOSA COUNTY UNIFIED	MARIPOSA	Unused Sites	Consent 81
MARYSVILLE JOINT UNIFIED	YUBA	Unused Sites	Consent 81
MCSWAIN UNION ELEMENTARY	MERCED	Unused Sites	Consent 81
MENDOCINO UNIFIED	MENDOCINO	Unused Sites	Consent 80
MERCED CITY ELEMENTARY	MERCED	SFP-New Construction	Consent 13
MERCED CITY ELEMENTARY	MERCED	Unused Sites	Consent 81
MERCED UNION HIGH	MERCED	Unused Sites	Consent 81
MILL VALLEY ELEMENTARY	MARIN	Unused Sites	Consent 81
MILLBRAE ELEMENTARY	SAN MATEO	Unused Sites	Consent 81
MILPITAS UNIFIED	SANTA CLARA	Unused Sites	Consent 81
MOJAVE UNIFIED	KERN	Unused Sites	Consent 81
MONTEREY PENINSULA UNIFIED	MONTEREY	Unused Sites	Consent 81
MORELAND ELEMENTARY	SANTA CLARA	Unused Sites	Consent 81
MORENO VALLEY UNIFIED	RIVERSIDE	Unused Sites	Consent 81
MORGAN HILL UNIFIED	SANTA CLARA	Unused Sites	Consent 81
MORONGO UNIFIED	SAN BERNARDINO	Unused Sites	Consent 81
MOUNTAIN VIEW WHISMAN ELEMENTARY	SANTA CLARA	Unused Sites	Consent 81
MT. DIABLO UNIFIED	CONTRA COSTA	Unused Sites	Consent 81
NATOMAS UNIFIED	SACRAMENTO	Unused Sites	Consent 81
NEEDLES UNIFIED	SAN BERNARDINO	Unused Sites	Consent 81
NEVADA CITY	NEVADA	Unused Sites	Consent 81
NEVADA JOINT UNION HIGH	NEVADA	Unused Sites	Consent 81
NEW HAVEN UNIFIED	ALAMEDA	Unused Sites	Consent 81
NEWMAN-CROWS LANDING UNIFIED	STANISLAUS	SFP-Modernization	Consent 13
NEWMAN-CROWS LANDING UNIFIED	STANISLAUS	SFP-Modernization	Consent 23*
NORRIS	KERN	Unused Sites	Consent 81
NORTH MONTEREY COUNTY UNIFIED	MONTEREY	Unused Sites	Consent 81
NORWALK-LA MIRADA UNIFIED	LOS ANGELES	Unused Sites	Consent 81
OAK GROVE ELEMENTARY	SANTA CLARA	Unused Sites	Consent 81
OAK VALLEY UNION ELEMENTARY	TULARE	SFP-Modernization	Consent 23*
OAKDALE JOINT UNIFIED	STANISLAUS	Unused Sites	Consent 81
OAKLAND UNIFIED	ALAMEDA	SFP-New Construction	Consent 63*
OAKLEY UNION ELEMENTARY	CONTRA COSTA	Unused Sites	Consent 81
OCEAN VIEW ELEMENTARY	ORANGE	Unused Sites	Consent 81
ORANGE COUNTY OFFICE OF EDUCATION	ORANGE	SFP-New Construction	Consent 13
ORANGE COUNTY OFFICE OF EDUCATION	ORANGE	SFP-New Construction	Consent 23*
ORANGE UNIFIED	ORANGE	Unused Sites	Consent 81
OXNARD ELEMENTARY	VENTURA	SFP-Modernization	Consent 11
OXNARD ELEMENTARY	VENTURA	Unused Sites	Consent 81
PACHECO UNION ELEMENTARY	SHASTA	Unused Sites	Consent 81
PALM SPRINGS UNIFIED	RIVERSIDE	SFP-New Construction	Consent 23*

June 26, 2019

Alphabetical Listing

School District	County	Category	Page No.
PALM SPRINGS UNIFIED	RIVERSIDE	Unused Sites	Consent 81
PALMDALE ELEMENTARY	LOS ANGELES	Unused Sites	Consent 81
PALO ALTO UNIFIED	SANTA CLARA	Unused Sites	Consent 81
PALOS VERDES PENINSULA UNIFIED	LOS ANGELES	Unused Sites	Consent 81
PASADENA UNIFIED	LOS ANGELES	Unused Sites	Consent 81
PASO ROBLES JOINT UNIFIED	SAN LUIS OBISPO	Unused Sites	Consent 81
PATTERSON JOINT UNIFIED	STANISLAUS	Unused Sites	Consent 81
PERRIS ELEMENTARY	RIVERSIDE	SFP-Charter	Consent 61
PERRIS ELEMENTARY	RIVERSIDE	SFP-Charter	Consent 62
PERRIS UNION HIGH	RIVERSIDE	Unused Sites	Consent 81
PITTSBURG UNIFIED	CONTRA COSTA	Unused Sites	Consent 81
PIXLEY UNION ELEMENTARY	TULARE	SFP-New Construction	Consent 13
PLACENTIA-YORBA LINDA UNIFIED	ORANGE	SFP-Modernization	Consent 13
PLACENTIA-YORBA LINDA UNIFIED	ORANGE	SFP-Modernization	Consent 23*
PLACER HILLS UNION ELEMENTARY	PLACER	Unused Sites	Consent 81
PLEASANT RIDGE UNION ELEMENTARY	NEVADA	Unused Sites	Consent 81
PLEASANT VALLEY	VENTURA	Unused Sites	Consent 81
PLEASANTON UNIFIED	ALAMEDA	Unused Sites	Consent 81
PLUMAS UNIFIED	PLUMAS	Unused Sites	Consent 81
POMONA UNIFIED	LOS ANGELES	SFP-Modernization	Consent 23*
PORTERVILLE UNIFIED	TULARE	Unused Sites	Consent 81
POWAY UNIFIED	SAN DIEGO	Unused Sites	Consent 81
RANCHO SANTA FE ELEMENTARY	SAN DIEGO	Unused Sites	Consent 81
RAVENSWOOD CITY ELEMENTARY	SAN MATEO	Unused Sites	Consent 81
RAYMOND-KNOWLES UNION ELEMENTARY	MADERA	SFP-New Construction	Consent 13
REDONDO BEACH UNIFIED	LOS ANGELES	SFP-Modernization	Consent 13
REDONDO BEACH UNIFIED	LOS ANGELES	Unused Sites	Consent 81
REEF-SUNSET UNIFIED	KINGS	SFP-Modernization	Consent 11
REEF-SUNSET UNIFIED	KINGS	Unused Sites	Consent 81
RICHLAND UNION ELEMENTARY	KERN	Unused Sites	Consent 81
RIM OF THE WORLD UNIFIED	SAN BERNARDINO	Unused Sites	Consent 81
RIVERDALE JOINT UNIFIED	FRESNO	Unused Sites	Consent 81
ROBLA ELEMENTARY	SACRAMENTO	Unused Sites	Consent 81
ROCKFORD ELEMENTARY	TULARE	Unused Sites	Consent 81
ROCKLIN UNIFIED	PLACER	SFP-New Construction	Consent 13
ROCKLIN UNIFIED	PLACER	SFP-New Construction	Consent 23*
ROMOLAND ELEMENTARY	RIVERSIDE	Unused Sites	Consent 81
ROSEVILLE CITY ELEMENTARY	PLACER	SFP-New Construction	Consent 13
ROSEVILLE CITY ELEMENTARY	PLACER	SFP-New Construction	Consent 23*
ROSEVILLE JOINT UNION HIGH	PLACER	Unused Sites	Consent 81
ROSS VALLEY	MARIN	Unused Sites	Consent 81
SADDLEBACK VALLEY UNIFIED	ORANGE	SFP-Modernization	Consent 11
SADDLEBACK VALLEY UNIFIED	ORANGE	SFP-Modernization	Consent 23*
SALIDA UNION	STANISLAUS	Unused Sites	Consent 81
SALINAS UNION HIGH	MONTEREY	SFP-New Construction	Consent 13
SALINAS UNION HIGH	MONTEREY	SFP-New Construction	Consent 23*
SAN BERNARDINO CITY UNIFIED	SAN BERNARDINO	Unused Sites	Consent 81
SAN BERNARDINO CO. OFFICE OF EDUCATION	SAN BERNARDINO	Unused Sites	Consent 81
SAN BRUNO PARK ELEMENTARY	SAN MATEO	Unused Sites	Consent 81
SAN CARLOS ELEMENTARY	SAN MATEO	Unused Sites	Consent 81
SAN DIEGO UNIFIED	SAN DIEGO	Unused Sites	Consent 81

June 26, 2019

Alphabetical Listing

School District	County	Category	Page No.
SAN FRANCISCO UNIFIED	SAN FRANCISCO	SFP-Modernization	Consent 11
SAN FRANCISCO UNIFIED	SAN FRANCISCO	Unused Sites	Consent 81
SAN JACINTO UNIFIED	RIVERSIDE	Unused Sites	Consent 81
SAN JOSE UNIFIED	SANTA CLARA	Unused Sites	Consent 81
SAN JUAN UNIFIED	SACRAMENTO	SFP-Modernization	Consent 23*
SAN LORENZO UNIFIED	ALAMEDA	Unused Sites	Consent 81
SAN LUCAS UNION ELEMENTARY	MONTEREY	Unused Sites	Consent 81
SAN LUIS COASTAL UNIFIED	SAN LUIS OBISPO	Unused Sites	Consent 81
SAN MARCOS UNIFIED	SAN DIEGO	SFP-New Construction	Consent 23*
SAN PASQUAL VALLEY UNIFIED	IMPERIAL	Unused Sites	Consent 81
SAN RAFAEL CITY ELEMENTARY	MARIN	Unused Sites	Consent 81
SAN RAMON VALLEY UNIFIED	CONTRA COSTA	SFP-Modernization	Consent 23*
SANGER UNIFIED	FRESNO	SFP-New Construction	Consent 23*
SANGER UNIFIED	FRESNO	SFP-Modernization	Consent 23*
SANTANA UNIFIED	ORANGE	Unused Sites	Consent 81
SANTA BARBARA UNIFIED	SANTA BARBARA	SFP-Modernization	Consent 23*
SANTA BARBARA UNIFIED	SANTA BARBARA	Unused Sites	Consent 81
SANTA CLARA UNIFIED	SANTA CLARA	Unused Sites	Consent 81
SANTA MARIA JOINT UNION HIGH	SANTA BARBARA	Unused Sites	Consent 81
SANTA MARIA-BONITA	SANTA BARBARA	Unused Sites	Consent 81
SANTA MONICA-MALIBU UNIFIED	LOS ANGELES	Unused Sites	Consent 81
SANTA ROSA ELEMENTARY	SONOMA	Unused Sites	Consent 81
SANTEE ELEMENTARY	SAN DIEGO	Unused Sites	Consent 81
SCOTT VALLEY UNIFIED	SISKIYOU	SFP-Modernization	Consent 11
SHILOH ELEMENTARY	STANISLAUS	SFP-New Construction	Consent 23*
SIERRA SANDS UNIFIED	KERN	Unused Sites	Consent 81
SIERRA UNIFIED	FRESNO	Unused Sites	Consent 81
SIMI VALLEY UNIFIED	VENTURA	Unused Sites	Consent 81
SNOWLINE JOINT UNIFIED	SAN BERNARDINO	Unused Sites	Consent 81
SONORA UNION HIGH	TUOLUMNE	Unused Sites	Consent 81
SOUTH PASADENA UNIFIED	LOS ANGELES	Unused Sites	Consent 81
SOUTH SAN FRANCISCO UNIFIED	SAN MATEO	Unused Sites	Consent 81
SOUTHERN KERN UNIFIED	KERN	Unused Sites	Consent 81
SOUTHERN TRINITY JOINT UNIFIED	TRINITY	Unused Sites	Consent 81
SPRINGVILLE UNION ELEMENTARY	TULARE	Unused Sites	Consent 81
STANDARD ELEMENTARY	KERN	Unused Sites	Consent 81
STOCKTON UNIFIED	SAN JOAQUIN	SFP-Modernization	Consent 13
STOCKTON UNIFIED	SAN JOAQUIN	Unused Sites	Consent 81
SUNDALE UNION ELEMENTARY	TULARE	SFP-New Construction	Consent 13
SUNDALE UNION ELEMENTARY	TULARE	SFP-New Construction	Consent 23*
SUNNYVALE ELEMENTARY	SANTA CLARA	Unused Sites	Consent 81
SWEETWATER UNION HIGH	SAN DIEGO	Unused Sites	Consent 81
SYLVAN UNION ELEMENTARY	STANISLAUS	Unused Sites	Consent 81
TAHOE-TRUCKEE UNIFIED	PLACER	Unused Sites	Consent 81
TAMALPAIS UNION HIGH	MARIN	Unused Sites	Consent 81
TEHACHAPI UNIFIED	KERN	Unused Sites	Consent 81
TEMECULA VALLEY UNIFIED	RIVERSIDE	SFP-Modernization	Consent 11
TEMECULA VALLEY UNIFIED	RIVERSIDE	Unused Sites	Consent 81
TIPTON ELEMENTARY	TULARE	SFP-Modernization	Consent 13
TIPTON ELEMENTARY	TULARE	SFP-Modernization	Consent 23*

June 26, 2019

Alphabetical Listing

School District	County	Category	Page No.
TRAVER JOINT ELEMENTARY	TULARE	SFP-New Construction	Consent 13
TRAVIS UNIFIED	SOLANO	Unused Sites	Consent 81
TULARE CITY ELEMENTARY	TULARE	SFP-Modernization	Consent 13
TULARE CITY ELEMENTARY	TULARE	Unused Sites	Consent 81
TWIN RIDGES ELEMENTARY	NEVADA	Unused Sites	Consent 81
TWIN RIVERS UNIFIED	SACRAMENTO	Unused Sites	Consent 81
UNION ELEMENTARY	SANTA CLARA	Unused Sites	Consent 81
VALLECITO UNION ELEMENTARY	CALAVERAS	Unused Sites	Consent 81
VALLEY CENTER-PAUMA	SAN DIEGO	Unused Sites	Consent 81
VENTURA COUNTY OFFICE OF EDUCATION	VENTURA	SFP-New Construction	Consent 13
VENTURA COUNTY OFFICE OF EDUCATION	VENTURA	SFP-New Construction	Consent 23*
VENTURA COUNTY OFFICE OF EDUCATION	VENTURA	SFP-Modernization	Consent 23*
VENTURA UNIFIED	VENTURA	Unused Sites	Consent 81
VICTOR ELEMENTARY	SAN BERNARDINO	Unused Sites	Consent 81
VISALIA UNIFIED	TULARE	Unused Sites	Consent 81
VISTA DEL MAR UNION ELEMENTARY	SANTA BARBARA	Unused Sites	Consent 81
WASCO UNION HIGH	KERN	Unused Sites	Consent 81
WASHINGTON COLONY ELEMENTARY	FRESNO	SFP-New Construction	Consent 13
WASHINGTON UNIFIED	FRESNO	Unused Sites	Consent 81
WASHINGTON UNIFIED	YOLO	Unused Sites	Consent 81
WEST CONTRA COSTA UNIFIED	CONTRA COSTA	Unused Sites	Consent 81
WESTSIDE UNION ELEMENTARY	LOS ANGELES	Unused Sites	Consent 81
WESTWOOD UNIFIED	LASSEN	Unused Sites	Consent 81
WINTERS JOINT UNIFIED	YOLO	Unused Sites	Consent 81
WOODLAND JOINT UNIFIED	YOLO	Unused Sites	Consent 81
WRIGHT ELEMENTARY	SONOMA	SFP-New Construction	Consent 13
WRIGHT ELEMENTARY	SONOMA	Unused Sites	Consent 81
YUBA CITY UNIFIED	SUTTER	Unused Sites	Consent 81

OPSC PROGRAM CODES

SCHOOL FACILITY PROGRAM (SFP)

- 50 – NEW CONSTRUCTION
- 51 – FACILITY HARDSHIP NEW CONSTRUCTION
- 52 – SFP JOINT-USE
- 53 – CRITICALLY OVERCROWDED SCHOOLS
- 54 – CHARTER SCHOOL FACILITIES PROGRAM
- 55 – CAREER TECH NEW CONSTRUCTION
- 56 – OVERCROWDING RELIEF GRANT PROGRAM
- 57 – MODERNIZATION
- 58 – FACILITY HARDSHIP MODERNIZATION
- 59 – CAREER TECH MODERNIZATION

OTHER PROGRAMS

- 25 – STATE RELOCATABLE CLASSROOM PROGRAM
- 34 – AIR CONDITIONING AND/OR INSULATION PROGRAM
- 40 – DEFERRED MAINTENANCE PROGRAM
- 61 – EMERGENCY REPAIR PROGRAM
- 70 – FULL-DAY KINDERGARTEN FACILITIES GRANT PROGRAM NEW
CONSTRUCTION
- 71 – FULL-DAY KINDERGARTEN FACILITIES GRANT PROGRAM RETROFIT

MINUTES
State Allocation Board
May 22, 2019

Upon notice duly given, the meeting of the State Allocation Board (SAB) was held at the State Capitol, Room 447, in Sacramento, California on May 22, 2019 at 4:00 p.m.

Members of the SAB present were as follows:

- Gayle Miller, Chief Deputy Director, Policy, Department of Finance, designated representative for Keely Bosler, Director, Department of Finance
- Daniel Kim, Director, Department of General Services
- Juan Mireles, Director, School Facilities and Transportation Services Division, California Department of Education (CDE), designated representative for Tony Thurmond, Superintendent of Public Instruction
- Cesar Diaz, appointee of Edmund G. Brown, Jr., former Governor of the State of California
- Senator Scott Wilk
- Assembly Member Adrin Nazarian
- Assembly Member Patrick O'Donnell

Members of the SAB absent were as follows:

- Senator Connie Leyva
- Senator Richard Roth
- Assembly Member James Gallagher

Representative of the SAB was as follows:

Lisa Silverman, Executive Officer

Representatives of the Department of General Services, Office of Public School Construction (OPSC), were as follows:

Lisa Silverman, Executive Officer
 Barbara Kampmeinert, Deputy Executive Officer

Representative of the Department of General Services, Office of Legal Services, was as follows:

Thomas Patton, Assistant Chief Counsel

With a quorum present, Ms. Miller, Chair, called the meeting to order at 4:19 p.m. The Chair presented an SAB resolution to Senator Ben Allen, thanking him for his time and commitment as a member of the SAB.

PRIOR MINUTES

A motion was made to approve the April 24, 2019 SAB Minutes. The Chair called for a roll-call vote and the motion carried per the following votes:

MEMBER	AYE	NAY	ABSTAIN	ABSENT
Senator Wilk	X			
Senator Leyva				X
Senator Roth				X
Assembly Member Nazarian	X			
Assembly Member O'Donnell	X			
Assembly Member Gallagher				X
Juan Mireles	X			
Cesar Diaz (Governor's Appointee)	X			
Daniel Kim	X			
Gayle Miller	X			
Total	7			3

Motion:

Carried X
 Failed

EXECUTIVE OFFICER'S STATEMENT

The Executive Officer informed the SAB of the following:

Full-Day Kindergarten Facilities Grant Program

In the Action Items section of this Agenda, the Full-Day Kindergarten Facilities Grant Program item included \$37.5 million in Apportionments for 12 projects for the Program's first funding cycle. There were 261 applications received by the OPSC which represented 72 school districts requesting approximately \$324 million for the first funding cycle.

The second filing round for the Full-Day Kindergarten Facilities Grant Program opened May 1, 2019 and closed May 30, 2019. There is \$60 million available for the second round to allocate to qualifying projects. School districts must submit a complete application package by Tuesday, May 30, 2019, close of business in order to participate in the second filing round. As of May 3, 2019, OPSC received 135 applications requesting \$164 million.

Military Base Projects Funded

In the Consent portion of the Agenda, there were four projects seeking SAB approval for the Muroc Joint Unified School District; two facility hardship projects for gym and canopy replacement and two Career Technical Education Facilities Program projects approvals for Desert Jr./Sr. High School on Edwards Air Force Base. The District is the sixth in California to receive full construction funding from the Office of Economic Adjustment (through the U.S. Department of Defense) and was awarded a total of \$82.5 million from OEA to upgrade facilities and modernize its schools. The state funding provided was used to meet the required local matching contribution for the project. In total, the state provided \$18.5 million to the District.

Career Technical Education Facilities Program

In the Action Items section of this Agenda, unfunded approvals were included for the fifth funding cycle for the Career Technical Education Facilities Program (CTEFP). At its meeting in August 2017, the SAB approved a maximum of \$125 million for the fifth funding cycle.

Applicants with CTEFP projects that received unfunded approvals in this Agenda will participate in the current Priority Funding Filing Round, which opened May 8, 2019 and will close June 6, 2019.

Current Priority Funding Filing Round

The current priority funding filing period began May 8, 2019 and will close June 6, 2019. Priority funding requests are valid from July 1, 2019 through December 31, 2019. School districts are reminded that the requirements for participation in the Priority Funding Process are in effect.

Bond Accountability Audit

The Office of State Audits and Evaluations (OSAE) completed its audit of the status of corrective actions taken by OPSC on May 1, 2019. The audit was a follow-up to a previously issued OSAE audit dated August 5, 2016. OSAE has determined there will be no additional corrective action plans needed as a result of this audit. The audit can be found through the search function on the Department of Finance website at:

<https://esd.dof.ca.gov/reports/report.html>.

Next SAB Meeting

The SAB and stakeholders were reminded that the next SAB meeting scheduled would be for Wednesday, June 26, 2019 at 4:00 p.m.

CONSENT ITEMS

A motion was made to approve the Consent calendar as presented. The Chair called for a roll-call vote and the motion carried per the following votes:

MEMBER	AYE	NAY	ABSTAIN	ABSENT
Senator Wilk	X			
Senator Leyva				X
Senator Roth				X
Assembly Member Nazarian	X			
Assembly Member O'Donnell	X			
Assembly Member Gallagher				X
Juan Mireles	X			
Cesar Diaz (Governor's Appointee)	X			
Daniel Kim	X			
Gayle Miller	X			
Total	7			3

Motion:

Carried X

Failed

FINANCIAL REPORTS

Status of Fund Releases

The SAB accepted the Status of Fund Releases report as presented.

Status of Funds

The SAB accepted the Status of Funds report as presented.

APPEAL ITEMS

Farmersville Unified/Tulare 50/75325-00-005

This item was withdrawn from the Agenda.

San Bernardino City Unified/San Bernardino 56/67876-00-001

This item was withdrawn from the Agenda.

Los Angeles Unified/Los Angeles 58/64733-00-004

At the request of a Board member, this item was postponed to a future SAB meeting.

ACTION ITEMS

Full-Day Kindergarten Facilities Grant Program Apportionments

A motion was made to approve the staff's recommendation, which approved 12 projects totaling \$37.5 million. The Chair called for a roll-call vote and the motion carried per the following votes:

MEMBER	AYE	NAY	ABSTAIN	ABSENT
Senator Wilk	X			
Senator Leyva				X
Senator Roth				X
Assembly Member Nazarian	X			
Assembly Member O'Donnell	X			
Assembly Member Gallagher				X
Juan Mireles	X			
Cesar Diaz (Governor's Appointee)	X			
Daniel Kim	X			
Gayle Miller	X			
Total	7			3

Motion:

Carried X
 Failed

Career Technical Education Facilities Program Unfunded Approvals

A motion was made to approve the staff's recommendation, which approved 70 projects totaling \$122.4 million. The Chair called for a roll-call vote and the motion carried per the following votes:

MEMBER	AYE	NAY	ABSTAIN	ABSENT
Senator Wilk	X			
Senator Leyva				X
Senator Roth				X
Assembly Member Nazarian	X			
Assembly Member O'Donnell	X			
Assembly Member Gallagher				X
Juan Mireles	X			
Cesar Diaz (Governor's Appointee)	X			
Daniel Kim	X			
Gayle Miller	X			
Total	7			3

Motion:

Carried X
 Failed

Career Technical Education Facilities Program Additional Funding Cycle(s)

This item was withdrawn from the Agenda.

REPORTS, DISCUSSION, AND INFORMATION ITEMS

The SAB acknowledged the following reports:

State Allocation Board Three-Month Projected Workload

State Allocation Board Meeting Dates for the 2019 Calendar Year

School Facility Program Unfunded List as of April 24, 2019

School Facility Program Workload List of Applications Received Through April 30, 2019

School Facility Program Applications Received Beyond Bond Authority List as of April 30, 2019

Facility Hardship/Rehabilitation Approvals Without Funding as of April 24, 2019

MISCELLANEOUS

The SAB received public comments from members of the audience regarding additional funding cycles for the CTEFP. The public wanted the SAB to know that preparing CTEFP applications are time-consuming, complex, and require a lot of thought/attention to detail for a high quality application submittal. Some commenters wanted the SAB to explore funding additional projects that received passing scores for the fifth funding cycle.

ADJOURNMENT

There being no further business to come before the SAB, the Chair adjourned the meeting at 4:50 p.m.

A handwritten signature in black ink, reading "Jacob Silverman". The signature is written in a cursive style with a large, sweeping initial "J".

ATTACHMENT A
Approved Consent Items on 05/22/2019

Program	Application Number	District	County
Emergency Repair Program	61/63321-00-015	BAKERSFIELD CITY ELEMENTARY	KERN
Emergency Repair Program	61/64352-00-036	CENTINELA VALLEY UNION HIGH	LOS ANGELES
Emergency Repair Program	61/68569-00-012	LINCOLN UNIFIED	SAN JOAQUIN
Emergency Repair Program	61/68585-00-082	LODI UNIFIED	SAN JOAQUIN
Emergency Repair Program	61/67181-00-013	PALO VERDE UNIFIED	RIVERSIDE
Emergency Repair Program	61/67439-00-270	SACRAMENTO CITY UNIFIED	SACRAMENTO
Emergency Repair Program	61/67249-00-031	SAN JACINTO UNIFIED	RIVERSIDE
Emergency Repair Program	61/70912-00-036	SANTA ROSA ELEMENTARY	SONOMA
Emergency Repair Program	61/70912-00-033	SANTA ROSA ELEMENTARY	SONOMA
Emergency Repair Program	61/70920-00-011	SANTA ROSA HIGH	SONOMA
Emergency Repair Program	61/72280-00-017	WOODLAKE UNION HIGH	TULARE
Emergency Repair Program	61/72280-00-016	WOODLAKE UNION HIGH	TULARE
Emergency Repair Program	61/72280-00-015	WOODLAKE UNION HIGH	TULARE
SFP - Career Tech	59/76869-00-002	WISEBURN UNIFIED	LOS ANGELES
SFP - Charter	54/64733-00-103	LOS ANGELES UNIFIED	LOS ANGELES
SFP - Charter	54/61259-00-004	OAKLAND UNIFIED	ALAMEDA
SFP - Charter	54/61259-13-003	OAKLAND UNIFIED	ALAMEDA
SFP - Modernization	57/71811-00-003	ALTA VISTA ELEMENTARY	TULARE
SFP - Modernization	57/61648-00-000	ANTIOCH UNIFIED	CONTRA COSTA
SFP - Modernization	58/70524-00-001	BENICIA UNIFIED	SOLANO
SFP - Modernization	57/62117-00-048	CLOVIS UNIFIED	FRESNO
SFP - Modernization	57/64444-00-012	CULVER CITY UNIFIED	LOS ANGELES
SFP - Modernization	57/64444-00-011	CULVER CITY UNIFIED	LOS ANGELES
SFP - Modernization	57/68130-00-022	GROSSMONT UNION HIGH	SAN DIEGO
SFP - Modernization	57/69757-00-000	HAPPY VALLEY ELEMENTARY	SANTA CRUZ
SFP - Modernization	57/71993-00-007	LINDSAY UNIFIED	TULARE
SFP - Modernization	57/71993-00-008	LINDSAY UNIFIED	TULARE
SFP - Modernization	57/71993-00-006	LINDSAY UNIFIED	TULARE
SFP - Modernization	57/71993-00-000	LINDSAY UNIFIED	TULARE
SFP - Modernization	58/63685-00-001	MUROC JOINT UNIFIED	KERN
SFP - Modernization	57/66597-00-036	NEWPORT-MESA UNIFIED	ORANGE
SFP - Modernization	57/72017-00-000	OAK VALLEY UNION ELEMENTARY	TULARE
SFP - Modernization	57/64907-00-027	POMONA UNIFIED	LOS ANGELES
SFP - Modernization	57/64907-00-026	POMONA UNIFIED	LOS ANGELES
SFP - Modernization	57/73932-00-000	REEF-SUNSET UNIFIED	KINGS
SFP - Modernization	57/68650-00-000	RIPON UNIFIED	SAN JOAQUIN
SFP - Modernization	57/68650-00-003	RIPON UNIFIED	SAN JOAQUIN
SFP - Modernization	57/67447-00-000	SAN JUAN UNIFIED	SACRAMENTO
SFP - Modernization	58/73742-00-004	SIERRA SANDS UNIFIED	KERN
SFP - Modernization	57/10488-00-020	SOLANO COUNTY OFFICE OF EDUCATION	SOLANO
SFP - Modernization	57/10488-00-028	SOLANO COUNTY OFFICE OF EDUCATION	SOLANO
SFP - Modernization	57/63800-00-005	TAFT CITY ELEMENTARY	KERN
SFP - Modernization	57/63800-00-006	TAFT CITY ELEMENTARY	KERN
SFP - Modernization	57/65052-00-010	TEMPLE CITY UNIFIED	LOS ANGELES
SFP - Modernization	57/76505-00-041	TWIN RIVERS UNIFIED	SACRAMENTO
SFP - Modernization	58/63859-00-001	WASCO UNION HIGH	KERN
SFP - Modernization	57/61796-00-048	WEST CONTRA COSTA UNIFIED	CONTRA COSTA
SFP - Modernization	58/72769-00-001	WHEATLAND UNION HIGH	YUBA
SFP - New Construction	50/65961-00-000	ALISAL UNION	MONTEREY
SFP - New Construction	50/65961-00-009	ALISAL UNION	MONTEREY
SFP - New Construction	50/63073-00-001	BRAWLEY ELEMENTARY	IMPERIAL
SFP - New Construction	50/63073-00-000	BRAWLEY ELEMENTARY	IMPERIAL
SFP - New Construction	50/62109-00-000	CLAY JOINT ELEMENTARY	FRESNO
SFP - New Construction	50/62117-00-000	CLOVIS UNIFIED	FRESNO
SFP - New Construction	50/62117-00-021	CLOVIS UNIFIED	FRESNO
SFP - New Construction	50/68049-00-004	DEHESA	SAN DIEGO
SFP - New Construction	50/64451-00-012	DOWNEY UNIFIED	LOS ANGELES
SFP - New Construction	50/64451-00-000	DOWNEY UNIFIED	LOS ANGELES
SFP - New Construction	50/61176-00-000	FREMONT UNIFIED	ALAMEDA
SFP - New Construction	50/61176-00-006	FREMONT UNIFIED	ALAMEDA
SFP - New Construction	50/61176-00-005	FREMONT UNIFIED	ALAMEDA
SFP - New Construction	50/62166-00-030	FRESNO UNIFIED	FRESNO
SFP - New Construction	50/62166-00-000	FRESNO UNIFIED	FRESNO
SFP - New Construction	50/68130-12-000	GROSSMONT UNION HIGH	SAN DIEGO
SFP - New Construction	50/68130-12-007	GROSSMONT UNION HIGH	SAN DIEGO
SFP - New Construction	50/73650-00-027	IRVINE UNIFIED	ORANGE
SFP - New Construction	50/73650-00-026	IRVINE UNIFIED	ORANGE
SFP - New Construction	50/73650-00-025	IRVINE UNIFIED	ORANGE
SFP - New Construction	50/73650-00-024	IRVINE UNIFIED	ORANGE
SFP - New Construction	50/62596-00-001	LAKE ELEMENTARY	GLENN
SFP - New Construction	50/65367-00-000	LARKSPUR-CORTE MADERA	MARIN
SFP - New Construction	50/65367-00-001	LARKSPUR-CORTE MADERA	MARIN
SFP - New Construction	50/65755-00-000	LOS BANOS UNIFIED	MERCED
SFP - New Construction	50/65755-00-009	LOS BANOS UNIFIED	MERCED
SFP - New Construction	50/10207-00-000	MADERA COUNTY OFFICE OF EDUCATION	MADERA

WITHDRAWN

ATTACHMENT A
Approved Consent Items on 05/22/2019

Program	Application Number	District	County	
SFP - New Construction	50/73908-00-000	MCFARLAND UNIFIED	KERN	
SFP - New Construction	50/65771-00-020	MERCED CITY ELEMENTARY	MERCED	
SFP - New Construction	50/65771-00-017	MERCED CITY ELEMENTARY	MERCED	
SFP - New Construction	50/65771-00-019	MERCED CITY ELEMENTARY	MERCED	
SFP - New Construction	50/65771-00-018	MERCED CITY ELEMENTARY	MERCED	
SFP - New Construction	51/63685-00-001	MUROC JOINT UNIFIED	KERN	
SFP - New Construction	50/66597-00-000	NEWPORT-MESA UNIFIED	ORANGE	
SFP - New Construction	50/66597-00-019	NEWPORT-MESA UNIFIED	ORANGE	
SFP - New Construction	50/72546-00-001	OXNARD UNION HIGH	VENTURA	
SFP - New Construction	50/72546-00-000	OXNARD UNION HIGH	VENTURA	
SFP - New Construction	50/67173-00-004	PALM SPRINGS UNIFIED	RIVERSIDE	
SFP - New Construction	50/67173-00-000	PALM SPRINGS UNIFIED	RIVERSIDE	
SFP - New Construction	50/75408-00-001	RIVERDALE JOINT UNIFIED	FRESNO	
SFP - New Construction	50/75408-00-000	RIVERDALE JOINT UNIFIED	FRESNO	
SFP - New Construction	50/68346-00-004	SAN DIEGUITO UNION HIGH	SAN DIEGO	
SFP - New Construction	50/73791-00-015	SAN MARCOS UNIFIED	SAN DIEGO	WITHDRAWN
SFP - New Construction	50/73791-00-000	SAN MARCOS UNIFIED	SAN DIEGO	
SFP - New Construction	50/62414-00-015	SANGER UNIFIED	FRESNO	
SFP - New Construction	50/62414-00-000	SANGER UNIFIED	FRESNO	
SFP - New Construction	50/69310-00-005	SANTA MARIA JOINT UNION HIGH	SANTA BARBARA	WITHDRAWN
SFP - New Construction	50/69310-00-006	SANTA MARIA JOINT UNION HIGH	SANTA BARBARA	
SFP - New Construction	50/69310-00-000	SANTA MARIA JOINT UNION HIGH	SANTA BARBARA	
SFP - New Construction	50/69062-01-000	SEQUOIA UNION HIGH	SAN MATEO	
SFP - New Construction	50/69062-01-006	SEQUOIA UNION HIGH	SAN MATEO	
SFP - New Construction	50/10488-00-029	SOLANO COUNTY OFFICE OF EDUCATION	SOLANO	
SFP - New Construction	50/67918-00-010	VICTOR ELEMENTARY	SAN BERNARDINO	
SFP - New Construction	50/67918-00-000	VICTOR ELEMENTARY	SAN BERNARDINO	

EXECUTIVE OFFICER STATEMENT
State Allocation Board Meeting, June 26, 2019

FULL-DAY KINDERGARTEN FACILITIES GRANT PROGRAM

The State Allocation Board approved Apportionments for 12 projects in the amount of \$37.5 million at the May 22, 2019 State Allocation Board meeting for the first funding cycle of the Full-Day Kindergarten Facilities Grant Program (FDKFGP). Seventy-two school districts submitted 261 applications to the Office of Public School Construction (OPSC) and requested approximately \$324 million in the first funding cycle.

The second filing round for the FDKFGP closed on May 30, 2019. \$60 million is available in the second round to allocate to qualifying projects. Ninety-eight school districts submitted 349 applications to OPSC and have requested approximately \$431.9 million (including \$88.6 million in Financial Hardship requests).

PRIORITY FUNDING APPORTIONMENTS

At the April 24, 2019 meeting, the Board approved \$221.9 million in priority funding apportionments for 108 projects representing 54 school districts, including nine Career Technical Education Facilities Program (CTEFP) projects approved as a reservation of funds. Of the 108 projects that received an Apportionment, 88 are required to submit a valid *Fund Release Authorization* (Form SAB 50-05) containing an original signature of an Authorized District Representative to OPSC by close of business on **Tuesday, July 23, 2019**.

For the nine CTEFP projects that were approved as a reservation of funds, the school districts have 12 months from the Apportionment date to submit the required California Department of Education and/or Division of the State Architect approvals to OPSC, which is **April 23, 2020**. If an applicant does not submit the required approvals the project will be rescinded without further Board action. Once the required documents are submitted, the applicant has 90 days to submit a valid Form SAB 50-05 to OPSC.

As of June 7, 2019, school districts have submitted 36 of the required 88 Forms SAB 50-05 for a total of \$109.98 million. In addition, OPSC released funds for six projects in the amount of \$314,853 that did not require a Form SAB 50-05.

If an applicant does not submit a valid fund release request by close of business **July 23, 2019**, the project will be given an occurrence and will receive a new Unfunded Approval date of July 23, 2019. If a second occurrence is received, the project will be rescinded without further action by the Board.

CURRENT PRIORITY FUNDING FILING ROUND

The current priority funding filing period began on May 8, 2019 and closed on June 6, 2019. At the close of the filing period, OPSC received valid requests from 109 applicants for 196 unique projects totaling \$777.4 million. These requests are valid from July 1, 2019 through December 31, 2019.

Two projects totaling \$2.9 million did not submit requests during the filing period and thus received a second occurrence for non-participation in Priority Funding. Therefore, these projects were rescinded without further Board action. 15 projects received a first occurrence for non-participation and remain on the Unfunded List (Lack of AB 55 Loans) with no change.

CAREER TECHNICAL EDUCATION FACILITIES PROGRAM STAKEHOLDER MEETING

OPSC is tentatively planning for a CTEFP Stakeholder meeting on July 24, 2019 from 1-3 p.m. at the State Capitol, Room 4202. The purpose of the meeting is to review the current funding order and discuss options for changing the funding order for future filing rounds.

NEXT STATE ALLOCATION BOARD MEETING

The meeting tentatively scheduled on July 24, 2019 has been canceled. The next meeting scheduled will be on August 28, 2019 at 4:00 pm.

State of California
State Allocation Board
School Facility Program

This Resolution of the State Allocation Board (hereafter referred to as the "Board") is applicable to the appropriate sections of the Education Code and is described and filed in the office of the Executive Officer and will be made available to all interested parties as the Resolution pertains to the documents attached hereto. Said documents were acted upon by the Board at its meeting on June 26, 2019.

WHEREAS, the Board has previously approved or determined to be approvable a number of projects for construction or modernization eligibility of facilities for school districts and is making apportionments and/or unfunded approvals for the grant amounts for projects that meet the Board's criteria for the apportionment of grants pursuant to Education Code Sections 17072.10, 17078.52, 17078.70, 17079 or 17074.10 or Board Regulations 1859.81.1 or 1859.83;

WHEREAS, Treasury Regulations Section 1.150-2 require the State (on whose behalf the Board is acting) to declare its reasonable intent to provide grant funding to school districts, in accordance with Board policy and law, for costs of the projects with proceeds of State bonds;

NOW THEREFORE, BE IT RESOLVED:

1. This Resolution is adopted by the Board for the purposes of establishing compliance with Treasury Regulations Section 1.150-2, and this Resolution does not bind the Board to make any additional apportionment, or bind the State to incur any indebtedness.
2. The Board anticipates that some or all of the school districts listed on the list of "Projects" referred to in this Resolution will pay certain capital expenditures in connection with some or all of the project costs prior to the issuance of bonds by the State to pay for the grants for the projects. The reimbursement of such costs is consistent with the State's budgetary and financial circumstances, and in accordance with Board policy, as no other funds or accounts of the State have been budgeted or are available to pay the costs of the projects on either a short-term or a long-term basis.
3. The Board, acting on behalf of the State, hereby declares that it is the State's official intent to use proceeds of general obligation bonds that may become available for such purpose, consistent with the requirements of law that are in effect at the time the funds are available, to provide grants in accordance with applicable laws and regulations.
4. This Resolution shall be continuously available for inspection by the general public during normal business hours at the offices of the Board at 707 3rd Street, West Sacramento, California, commencing within one week after the date of enactment of this Resolution.
5. Any eligibility determination does not constitute a commitment of future funding by the Board.

I, the undersigned, duly authorized as the Executive Officer of the State Allocation Board, do hereby certify the foregoing to be true and correct, and that this Resolution was adopted at a meeting of said Board on June 26, 2019 at Sacramento, California.



Lisa Silverman
Executive Officer
State Allocation Board

REPORT OF THE EXECUTIVE OFFICER
State Allocation Board Meeting, June 26, 2019

SCHOOL FACILITY PROGRAM

PURPOSE OF REPORT

To present the Districts' requests for School Facility Program (SFP) eligibility approval.

DESCRIPTION

The school districts shown in the following sections have complied with State Allocation Board (Board) regulations regarding new construction or modernization eligibility determinations for the projects listed.

RECOMMENDATIONS

1. Approve the eligibility determinations for the districts/projects shown on the Attachment.
2. Provide that this approval of eligibility determination for the districts/projects listed does not constitute a commitment for future funding by the Board.
3. For purposes of any application for funding, provide that the district must comply with all requirements of law and regulations pertaining to the SFP.

ELIGIBILITY APPROVALS
MODERNIZATION

<u>District</u>	<u>School Name</u>	<u>County</u>	<u>Application Number</u> <u>57/</u>	<u>Justification Document</u> <u>Date</u>	<u>K-6</u>	<u>7-8</u>	<u>Site Baseline Eligibility</u>		<u>Severe</u>
							<u>9-12</u>	<u>Non Severe</u>	
Azusa Unified	Slauson Intermediate	Los Angeles	64279-00-000	05/29/2019	0	698	0	28	0
Jurupa Unified	Jurupa Valley High	Riverside	67090-00-000	09/21/2015	0	0	1531	52	25
Oxnard Elementary	McAuliffe (Christa) Elementary	Ventura	72538-00-000	05/09/2019	600	0	0	0	27
Reef-Sunset Unified	Reef-Sunset Middle	Kings	73932-00-000	04/23/2019	0	303	0	10	0
Saddleback Valley Unified	La Tierra Early Childhood Center	Orange	73635-00-000	05/08/2019	0	0	0	82	59
San Francisco Unified	Chin (John Yehall) Elementary	San Francisco	68478-00-000	05/03/2019	260	0	0	13	0
San Francisco Unified	Redding Elementary	San Francisco	68478-00-000	05/03/2019	238	0	0	21	0
Scott Valley Unified	Etna Elementary	Siskiyou	76455-00-000	07/12/2016	145	0	0	35	0
Temecula Valley Unified	Nicolas Valley Elementary	Riverside	75192-00-000	05/15/2019	753	0	0	11	0

REPORT OF THE EXECUTIVE OFFICER
State Allocation Board Meeting, June 26, 2019

SCHOOL FACILITY PROGRAM

PURPOSE OF REPORT

To adjust the baseline eligibility for new construction and modernization projects under the Leroy F. Greene School Facilities Act of 1998.

DESCRIPTION

The districts listed on Attachment A have received eligibility approval for new construction. There has been a change in their baseline in accordance with the California Code of Regulations relating to the Leroy F. Greene School Facilities Act of 1998, Section 1859.51.

The districts listed on Attachment B have received eligibility approval for modernization. There has been a change in their baseline in accordance with the California Code of Regulations relating to the Leroy F. Greene School Facilities Act of 1998, Section 1859.61.

RECOMMENDATIONS

1. Approve an adjustment to the new construction eligibility baseline determination as shown on Attachment A.
2. Approve an adjustment to the modernization eligibility baseline determination as shown on Attachment B.
3. Provide that this approval of adjusted eligibility determination does not constitute a commitment for future funding by the State Allocation Board.

KEY TO ADJUSTMENTS:**NEW CONSTRUCTION ONLY:**

- (a) Reduced by the number of pupils provided grants in a new construction School Facility Program (SFP) project and by the number of pupils that received a Preliminary Apportionment pursuant to Section 1859.140 or a Preliminary Charter School Apportionment pursuant to Regulation Section 1859.162.2.
- (b) Reduced by the number of pupils housed, based on the loading standards pursuant to Ed. Code Section 17071.25(a)(2)(A), in a new construction LPP project funded under the provisions of the LPP pursuant to Regulation Section 1859.12 or 1859.13.
- (c) Reduced by the number of pupils housed in additional classrooms constructed or purchased based on the loading standards, pursuant to Ed. Code Section 17071.25(a)(2)(A), in a modernization SFP project.
- (d) Adjusted as a result of audit findings made pursuant to Regulation Sections 1859.90 and 1859.105.
- (e) Increased/decreased by changes in projected enrollment in subsequent enrollment reporting years, except as provided in (j) below.
- (f) Adjusted as a result of errors or omissions by the district or by the Office of Public School Construction (OPSC).
- (g) Adjusted as result of amendments to the SFP Regulations that affect the eligibility.
- (h) Increased by the number of pupils eligible for grants pursuant to Regulation Section 1859.82(a).
- (i) Reduced by the number of pupils housed in classrooms provided after the baseline eligibility was determined by the State Allocation Board, with 12 exceptions at Regulation Section 1859.51(i).
- (j) For Small School Districts, following a 3-year period after the district's eligibility was approved by the Board, decreased by any reduction in projected enrollment, and by any increase in pupils in the latest CDE operational grant report per Ed. Code Sec. 42268.
- (k) Adjusted for any changes in classroom inventory as a result of a reorganization election.
- (l) For classroom loading standards adopted by the Board for non-severely and severely disabled individuals with exceptional needs.
- (m) As directed by the SAB due to finding a Material Inaccuracy pursuant to Section 1859.104.1.
- (n) Increased by the number of pupils that received a Preliminary Apportionment that was rescinded pursuant to Section 1859.148 or a Preliminary Charter School Apportionment that was rescinded pursuant to Section 1859.166.
- (o) Adjusted for operational grant changes as determined/provided by the California Department of Education.
- (p) For High School Attendance Area (HSAA) districts with Preliminary Apportionments within the 2002 or 2004 Critically Overcrowded School Facilities Account, adjusted in accordance with Regulation Section 1859.51(p)(1), (2), or (3).
- (q) Adjusted by the difference between the Alternative Enrollment Projection for the current enrollment reporting year and the projected enrollment determined pursuant to Section 1859.42 for the current enrollment reporting year, or by the eligibility remaining from this calculation that can no longer be utilized if the funds made available pursuant to EC Section 17071.75(a)(1)(A) have been exhausted.
- (r) Adjusted per Ed. Code Sec. 17071.75(b)(2) by the number of pupils housed, based on the loading standards per Ed. Code Sec. 17071.25(a)(2)(A), in any classroom(s) where title was relinquished to the School District receiving the transferred classrooms.

MODERNIZATION ONLY:

- (a) Reduced by the number of pupils provided grants in a modernization SFP project or CSFP Rehabilitation project at the specific site.
- (b) Reduced by the number of pupils housed, based on the loading standard pursuant to EC Section 17071.25(a)(2), in a modernization LPP project funded under the LPP pursuant to Regulation Section 1859.14 and 1859.15.
- (c) Increased by changes in projected enrollment in subsequent enrollment reporting years.
- (d) (1) Increased for additional facilities not previously modernized with State funds, that become 25 years old, if permanent, or 20 years old, if portable or, (2) as a result of audit findings made pursuant to Regulation Sections 1859.90 and 1859.105.
- (e) Adjusted as a result of errors or omissions by the district or by the OPSC.
- (f) Adjusted as result of amendments to the Subgroup 5.5 Regulations that affect the eligibility.
- (g) For classroom loading standards adopted by the Board for non-severely and severely disabled individuals with exceptional needs.
- (h) As directed by the SAB due to finding a Material Inaccuracy pursuant to Regulation Section 1859.104.1.
- (i) Increased for facilities previously modernized with State funds, which qualify for an additional modernization apportionment pursuant to Regulation Section 1859.78.8.
- (j) Adjusted as a result of the Reconfiguration of an existing high school under the Small High School Program.
- (k) Decreased for facilities that were deemed eligible for modernization pursuant to Regulation Sections 1859.60 and 1859.61(d) and subsequently replaced, or will be replaced under a signed contract for construction or acquisition of facilities, in a project funded by the district without participation from the State.
- (l) Adjusted as a result of replaced eligible portables funded with the Overcrowding Relief Grant, per Ed. Code Section 17079 et seq.
- (m) Adjusted as a result of classrooms demolished and replaced pursuant to Regulation Section 1859.82.

State Allocation Board Meeting, June 26, 2019

ATTACHMENT A

District	Attendance Area	County	App. Number 50	Type of Adj.	K-6	7-8	9-12	Non- Severe	Severe
Antelope Elementary	Districtwide	Tehama	71472-00-000						
Current Baseline Eligibility					46	70	0	0	0
Adjustment Per This Item				k	-23	12	0	0	0
Adjustment Per This Item				k	-13	-1	0	0	0
Net Baseline Eligibility					10	81	0	0	0
Bakersfield City Elementary	Districtwide	Kern	63321-00-000						
Current Baseline Eligibility					3,123	2,241	0	224	596
Adjustment Per This Item				i	-150	0	0	0	0
Net Baseline Eligibility					2,973	2,241	0	224	596
Caruthers Unified	Districtwide	Fresno	75598-00-000						
Current Baseline Eligibility					64	13	-122	18	0
Adjustment Per This Item				e	156	43	9	5	0
Net Baseline Eligibility					220	56	-113	23	0
Chico Unified	Districtwide	Butte	61424-00-000						
Current Baseline Eligibility					540	-192	-534	106	178
Adjustment Per This Item				e	-97	171	298	-66	-5
Net Baseline Eligibility					443	-21	-236	40	173
Clay Joint Elementary	Districtwide	Fresno	62109-00-000						
Current Baseline Eligibility					64	15	0	0	0
Adjustment Per This Item				f	-18	-13	0	0	0
Net Baseline Eligibility					46	2	0	0	0
Cutler-Orosi Joint Unified	Districtwide	Tulare	71860-00-000						
Current Baseline Eligibility					0	0	1	0	0
Adjustment Per This Item				i	-175	0	0	0	0
Net Baseline Eligibility					-175	0	1	0	0
Edison Elementary	Districtwide	Kern	63438-00-000						
Current Baseline Eligibility					238	126	0	16	0
Adjustment Per This Item				i	-100	0	0	0	0
Net Baseline Eligibility					138	126	0	16	0

State Allocation Board Meeting, June 26, 2019

ATTACHMENT A

District	Attendance Area	County	App. Number 50	Type of Adj.	K-6	7-8	9-12	Non- Severe	Severe
Guadalupe Union Elementary	Districtwide	Santa Barbara	69203-00-000						
Current Baseline Eligibility					137	77	0	-8	11
Adjustment Per This Item				i	-125	0	0	0	0
Net Baseline Eligibility					12	77	0	-8	11
Hughson Unified	Districtwide	Stanislaus	75549-00-000						
Current Baseline Eligibility					505	0	363	45	0
Adjustment Per This Item				e	-286	-36	-357	-19	0
Net Baseline Eligibility					219	-36	6	26	0
Lamont Elementary	Districtwide	Kern	63560-00-000						
Current Baseline Eligibility					672	-239	0	70	1
Adjustment Per This Item				i	-200	0	0	0	0
Net Baseline Eligibility					472	-239	0	70	1
Lindsay Unified	Districtwide	Tulare	71993-00-000						
Current Baseline Eligibility					-11	-3	-6	0	0
Adjustment Per This Item				i	-100	0	0	0	0
Net Baseline Eligibility					-111	-3	-6	0	0
Merced City Elementary	Districtwide	Merced	65771-00-000						
Current Baseline Eligibility					1,794	257	0	-50	0
Adjustment Per This Item				e	-78	75	0	112	0
Net Baseline Eligibility					1,716	332	0	62	0
Orange County Office of Education	Districtwide	Orange	10306-00-000						
Current Baseline Eligibility					1,356	773	5,301	0	-246
Adjustment Per This Item				e	-1,329	-721	-2,499	0	-30
Net Baseline Eligibility					27	52	2,802	0	-276
Pixley Union Elementary	Districtwide	Tulare	72041-00-000						
Current Baseline Eligibility					846	219	0	0	0
Adjustment Per This Item				i	-75	0	0	0	0
Net Baseline Eligibility					771	219	0	0	0

State Allocation Board Meeting, June 26, 2019

ATTACHMENT A

District	Attendance Area	County	App. Number 50	Type of Adj.	K-6	7-8	9-12	Non- Severe	Severe
Raymond-Knowles Union Elementary	Districtwide	Madera	65276-00-000						
Current Baseline Eligibility					34	0	0	0	0
Adjustment Per This Item				f	55	0	0	0	0
Net Baseline Eligibility					<u>89</u>	<u>0</u>	<u>0</u>	<u>0</u>	<u>0</u>
Rocklin Unified	Districtwide	Placer	75085-00-000						
Current Baseline Eligibility					480	451	1,057	19	86
Adjustment Per This Item				e	515	558	1,176	102	23
Net Baseline Eligibility					<u>995</u>	<u>1,009</u>	<u>2,233</u>	<u>121</u>	<u>109</u>
Roseville City Elementary	Districtwide	Placer	66910-00-000						
Current Baseline Eligibility					596	-79	0	-18	81
Adjustment Per This Item				e	2,307	446	0	42	112
Net Baseline Eligibility					<u>2,903</u>	<u>367</u>	<u>0</u>	<u>24</u>	<u>193</u>
Salinas Union High	Districtwide	Monterey	66159-00-000						
Current Baseline Eligibility					0	247	2,322	65	61
Adjustment Per This Item				e	0	17	2,419	-72	26
Adjustment Per This Item				i	0	0	-54	0	-36
Adjustment Per This Item				i	0	0	0	-13	0
Net Baseline Eligibility					<u>0</u>	<u>264</u>	<u>4,687</u>	<u>-20</u>	<u>51</u>
Sundale Union Elementary	Districtwide	Tulare	72173-00-000						
Current Baseline Eligibility					247	23	0	0	0
Adjustment Per This Item				f	6	8	0	0	0
Net Baseline Eligibility					<u>253</u>	<u>31</u>	<u>0</u>	<u>0</u>	<u>0</u>
Traver Joint Elementary	Districtwide	Tulare	72223-00-000						
Current Baseline Eligibility					0	-16	0	0	0
Adjustment Per This Item				i	-50	0	0	0	0
Net Baseline Eligibility					<u>-50</u>	<u>-16</u>	<u>0</u>	<u>0</u>	<u>0</u>
Ventura County Office of Education	Districtwide	Ventura	10561-00-000						
Current Baseline Eligibility					1,471	231	1,556	0	412
Adjustment Per This Item				e	-194	-11	-16	0	-560
Net Baseline Eligibility					<u>1,277</u>	<u>220</u>	<u>1,540</u>	<u>0</u>	<u>-148</u>

State Allocation Board Meeting, June 26, 2019

ATTACHMENT A

District	Attendance Area	County	App. Number 50	Type of Adj.	K-6	7-8	9-12	Non- Severe	Severe
Washington Colony Elementary	Districtwide	Fresno	62513-00-000						
Current Baseline Eligibility					-24	12	0	0	0
Adjustment Per This Item				i	-25	0	0	0	0
Net Baseline Eligibility					<u>-49</u>	<u>12</u>	<u>0</u>	<u>0</u>	<u>0</u>
Wright Elementary	Districtwide	Sonoma	71035-00-000						
Current Baseline Eligibility					0	0	0	0	0
Adjustment Per This Item				e	-269	0	-28	14	0
Net Baseline Eligibility					<u>-269</u>	<u>0</u>	<u>-28</u>	<u>14</u>	<u>0</u>

State Allocation Board Meeting, June 26, 2019

ATTACHMENT B

District	School Name	County	App. Number 57	Type of Adj.	K-6	7-8	9-12	Non- Severe	Severe
Azusa Unified	Sierra High	Los Angeles	64279-00-000						
	Current Baseline Eligibility				0	0	0	0	0
	Adjustment Per This Item			c	0	0	5	0	0
	Net Baseline Eligibility				0	0	5	0	0
Clay Joint Elementary	Clay Elementary	Fresno	62109-00-000						
	Current Baseline Eligibility				0	0	0	0	0
	Adjustment Per This Item			d1	63	48	0	0	0
	Net Baseline Eligibility				63	48	0	0	0
Elk Grove Unified	Ehrhardt (John) Elementary	Sacramento	67314-00-000						
	Current Baseline Eligibility				425	0	0	0	0
	Adjustment Per This Item			d1	375	0	0	0	0
	Net Baseline Eligibility				800	0	0	0	0
Newman-Crows Landing Unified	Bonita Elementary	Stanislaus	73601-00-000						
	Current Baseline Eligibility				131	0	0	0	0
	Adjustment Per This Item			c	15	0	0	0	0
	Net Baseline Eligibility				146	0	0	0	0
Placentia-Yorba Linda Unified	Valencia High	Orange	66647-00-000						
	Current Baseline Eligibility				0	0	193	-78	1
	Adjustment Per This Item			c	0	0	87	14	5
	Adjustment Per This Item			d1	0	0	25	0	0
	Net Baseline Eligibility				0	0	305	-64	6
Redondo Beach Unified	Adams Middle	Los Angeles	75341-00-000						
	Current Baseline Eligibility				0	-4	0	-40	36
	Adjustment Per This Item			c	0	134	0	24	-21
	Net Baseline Eligibility				0	130	0	-16	15
Redondo Beach Unified	Alta Vista Elementary	Los Angeles	75341-00-000						
	Current Baseline Eligibility				0	0	0	-32	0
	Adjustment Per This Item			c	25	0	0	3	-2
	Adjustment Per This Item			c	43	0	0	0	-5
	Net Baseline Eligibility				68	0	0	-29	-7

State Allocation Board Meeting, June 26, 2019

ATTACHMENT B

District	School Name	County	App. Number 57	Type of Adj.	K-6	7-8	9-12	Non- Severe	Severe
Redondo Beach Unified	Parras Middle	Los Angeles	75341-00-000						
Current Baseline Eligibility					0	163	0	-28	12
Adjustment Per This Item				c	0	23	0	8	0
Adjustment Per This Item				c	0	66	0	0	0
Adjustment Per This Item				c	0	119	0	8	0
Adjustment Per This Item				e	0	0	0	0	-12
Net Baseline Eligibility					<u>0</u>	<u>371</u>	<u>0</u>	<u>-12</u>	<u>0</u>
Reef-Sunset Unified	Avenal Elementary	Kings	73932-00-000						
Current Baseline Eligibility					0	0	0	0	0
Adjustment Per This Item				d1	475	0	0	20	0
Net Baseline Eligibility					<u>475</u>	<u>0</u>	<u>0</u>	<u>20</u>	<u>0</u>
Reef-Sunset Unified	Avenal High	Kings	73932-00-000						
Current Baseline Eligibility					0	0	0	0	0
Adjustment Per This Item				c	0	0	0	-11	0
Adjustment Per This Item				d1	0	0	114	0	0
Adjustment Per This Item				f	0	0	13	-26	0
Adjustment Per This Item				g	0	0	-13	26	0
Net Baseline Eligibility					<u>0</u>	<u>0</u>	<u>114</u>	<u>-11</u>	<u>0</u>
Reef-Sunset Unified	Kettleman City Elementary	Kings	73932-00-000						
Current Baseline Eligibility					0	0	0	0	0
Adjustment Per This Item				d1	175	27	0	0	0
Adjustment Per This Item				f	75	-54	0	-13	0
Adjustment Per This Item				g	-75	54	0	13	0
Net Baseline Eligibility					<u>175</u>	<u>27</u>	<u>0</u>	<u>0</u>	<u>0</u>
Scott Valley Unified	Fort Jones Elementary	Siskiyou	76455-00-000						
Current Baseline Eligibility					0	0	0	0	0
Adjustment Per This Item				d1	131	0	0	0	0
Net Baseline Eligibility					<u>131</u>	<u>0</u>	<u>0</u>	<u>0</u>	<u>0</u>

State Allocation Board Meeting, June 26, 2019

ATTACHMENT B

District	School Name	County	App. Number 57	Type of Adj.	K-6	7-8	9-12	Non- Severe	Severe
Stockton Unified	Roosevelt Elementary	San Joaquin	68676-00-000		627	0	0	10	3
	Current Baseline Eligibility				15	0	0	1	0
	Adjustment Per This Item			d1					
	Net Baseline Eligibility				642	0	0	11	3
Stockton Unified	Stockton (Commodore) Skills	San Joaquin	68676-00-000		648	185	0	0	0
	Current Baseline Eligibility				124	35	0	0	0
	Adjustment Per This Item			d1					
	Net Baseline Eligibility				772	220	0	0	0
Stockton Unified	Victory Elementary	San Joaquin	68676-00-000		738	0	0	2	14
	Current Baseline Eligibility				18	0	0	0	1
	Adjustment Per This Item			d1					
	Net Baseline Eligibility				756	0	0	2	15
Temecula Valley Unified	Margarita Middle	Riverside	75192-00-000		0	405	0	0	0
	Current Baseline Eligibility				0	486	0	26	0
	Adjustment Per This Item			d1					
	Adjustment Per This Item			e	0	-54	0	0	0
	Net Baseline Eligibility				0	837	0	26	0
Temecula Valley Unified	Temecula Valley High	Riverside	75192-00-000		0	0	1,457	25	18
	Current Baseline Eligibility				0	0	0	1	0
	Adjustment Per This Item			c					
	Adjustment Per This Item			d1	0	0	860	65	27
	Net Baseline Eligibility				0	0	2,317	91	45
Tipton Elementary	Tipton Elementary	Tulare	72215-00-000		0	0	0	0	0
	Current Baseline Eligibility				318	119	0	0	0
	Adjustment Per This Item			d1					
	Net Baseline Eligibility				318	119	0	0	0
Tulare City Elementary	Garden Elementary	Tulare	72231-00-000		25	0	0	0	0
	Current Baseline Eligibility				630	0	0	0	0
	Adjustment Per This Item			d1					
	Net Baseline Eligibility				655	0	0	0	0

State Allocation Board Meeting, June 26, 2019

ATTACHMENT B

District	School Name	County	App. Number 57	Type of Adj.	K-6	7-8	9-12	Non- Severe	Severe
Tulare City Elementary	Roosevelt Elementary	Tulare	72231-00-000		0	0	0	0	0
Current Baseline Eligibility				d1	506	0	0	0	0
Adjustment Per This Item					<u>506</u>	<u>0</u>	<u>0</u>	<u>0</u>	<u>0</u>
Net Baseline Eligibility					506	0	0	0	0

REPORT OF THE EXECUTIVE OFFICER
State Allocation Board Meeting, June 26, 2019

SCHOOL FACILITY PROGRAM UNFUNDED APPROVALS
(Lack of AB 55 Loans)

PURPOSE OF REPORT

To present to the State Allocation Board (Board) a list of School Facility Program (SFP) applications for unfunded approval.

DESCRIPTION

At the January 2019 Board meeting, the Board elected to provide an increase adjustment of 5.45 percent to SFP projects for calendar year 2019. The projects listed on the Attachment reflect the Board's action of the adoption of the 5.45 percent increase based on the RS Means Construction Cost Index. In addition, the project applications represent SFP New Construction, Modernization, Charter School and Overcrowding Relief Grant projects in date order of a complete application being received by the Office of Public School Construction (OPSC).

AUTHORITY

SFP Regulation Section 1859.2 defines an Unfunded List (Lack of AB 55 Loans) as an information list of unfunded projects that was created due to the State's inability to provide interim financing from the Pooled Money Investment Account (AB 55 loans) to fund school construction projects as declared in the Department of Finance Budget Letter #33 issued on December 18, 2008.

SFP Regulation Section 1859.95 states:

"When the Board has no funds to apportion ..., the Board will also accept and process applications for apportionment for purposes of developing an Unfunded List based on the date the application is ready for Apportionment, with the exception of New Construction funding applications that utilize eligibility generated by the Alternative Enrollment Projection.

An application for funding included on an Unfunded List is eligible for reimbursement subject to adjustments in the New Construction Grants amount pursuant to Section 1859.77."

BACKGROUND

At the March 11, 2009 SAB meeting, the Board requested that Staff continue to process applications to the Board for unfunded approval, up to the bonding authority. The Attachment reflects applications being presented for unfunded approval, including SFP modernization and new construction projects in date order of a complete application being received by the OPSC. The list also includes health and safety facility hardship applications for funding that have been processed and are ready for approval regardless of received date. The unfunded approval of the applications as reflected on the Attachment does not constitute a guarantee of future funding.

RECOMMENDATIONS

1. Approve the SFP applications as presented on the Attachment.
2. Provide that these unfunded approvals do not constitute a guarantee of future funding.

ATTACHMENT
 UNFUNDED APPROVALS
 (Lack of AB 55 Loans)
 State Allocation Board Meeting, June 26, 2019

County	District	School Site	Application Number	Received Date	Grant Amount
SAN DIEGO	SAN MARCOS UNIFIED	DOUBLE PEAK	50/73791-00-015	8/3/2015	\$31,305,846.00
FRESNO	SANGER UNIFIED	MADISON ELEMENTARY	57/62414-00-015	10/5/2015	\$1,988,531.00
FRESNO	SANGER UNIFIED	MADISON ELEMENTARY	50/62414-00-016	10/5/2015	\$1,047,772.00
VENTURA	VENTURA COUNTY OFFICE OF EDUCATION	GATEWAY COMMUNITY	50/10561-00-004	10/9/2015	\$862,766.00
VENTURA	VENTURA COUNTY OFFICE OF EDUCATION	GATEWAY COMMUNITY	57/10561-00-005	10/9/2015	\$157,560.00
LOS ANGELES	CULVER CITY UNIFIED	CULVER CITY SENIOR HIGH	57/64444-00-013	10/19/2015	\$603,304.00
STANISLAUS	SHILOH ELEMENTARY	SHILOH ELEMENTARY	50/71274-00-001	10/19/2015	\$4,469,346.00
STANISLAUS	NEWMAN-CROWS LANDING UNIFIED	BONITA ELEMENTARY	57/73601-00-003	10/23/2015	\$469,044.00
ORANGE	SADDLEBACK VALLEY UNIFIED	LA TIERRA EARLY CHILDHOOD CENTER	57/73635-00-035	10/26/2014	\$1,853,397.00
ALAMEDA	FREMONT UNIFIED	IRVINGTON HIGH	50/61176-00-007	10/29/2015	\$5,398,078.00
BUTTE	CHICO UNIFIED	MARSH (HARRY M.) JUNIOR HIGH	50/61424-00-004	10/30/2015	\$1,496,807.00
BUTTE	CHICO UNIFIED	MARSH (HARRY M.) JUNIOR HIGH	50/61424-00-005	10/30/2015	\$750,548.00
BUTTE	CHICO UNIFIED	BIDWELL JUNIOR HIGH	57/61424-00-005	10/30/2015	\$931,585.00
BUTTE	CHICO UNIFIED	CHICO JUNIOR HIGH	50/61424-00-006	10/30/2015	\$1,378,982.00
SACRAMENTO	ELK GROVE UNIFIED	ANATOLIA 2	50/67314-00-045	10/30/2015	\$12,657,626.00
RIVERSIDE	PALM SPRINGS UNIFIED	CREE (RAYMOND) MIDDLE	50/67173-00-005	10/30/2015	\$3,082,042.00
MONTEREY	SALINAS UNION HIGH	RANCHO SAN JUAN HIGH (FORMERLY NEW HIGH #5)	50/66159-00-006	10/30/2015	\$33,246,859.00
SACRAMENTO	SAN JUAN UNIFIED	CHURCHILL INTERMEDIATE	57/67447-00-059	10/30/2015	\$968,849.00
SAN DIEGO	GROSSMONT UNION HIGH	GRANITE HILLS HIGH	50/68130-12-009	11/2/2015	\$2,039,552.00
ORANGE	ORANGE COUNTY OFFICE OF EDUCATION	COMMUNITY SCHOOL #9	50/10306-00-019	11/2/2015	\$11,224,273.00
SAN BERNARDINO	CENTRAL ELEMENTARY	VALLE VISTA ELEMENTARY	57/67645-00-005	11/3/2015	\$2,469,539.00
TULARE	SUNDALE UNION ELEMENTARY	SUNDALE ELEMENTARY	50/72173-00-006	11/20/2015	\$1,392,780.00
LOS ANGELES	POMONA UNIFIED	GANESHA SENIOR HIGH	57/64907-00-028	11/23/2015	\$2,620,352.00
SANTA BARBARA	SANTA BARBARA UNIFIED	GOLETA VALLEY JUNIOR HIGH	57/76786-00-008	11/30/2015	\$313,904.00
TULARE	OAK VALLEY UNION ELEMENTARY	OAK VALLEY ELEMENTARY	57/72017-00-003	12/1/2015	\$202,878.00
ORANGE	PLACENTIA-YORBA LINDA UNIFIED	VALENCIA HIGH	57/66647-00-037	12/7/2015	\$2,352,210.00
PLACER	ROCKLIN UNIFIED	GRANITE OAKS MIDDLE	50/75085-00-013	12/29/2015	\$3,628,185.00
TULARE	TIPTON ELEMENTARY	TIPTON ELEMENTARY	57/72215-00-002	1/5/2016	\$354,839.00
CONTRA COSTA	ANTIOCH UNIFIED	ANTIOCH HIGH	57/61648-00-012	1/22/2016	\$877,671.00
PLACER	ROSEVILLE CITY ELEMENTARY	ORCHARD RANCH ELEMENTARY	50/66910-00-014	1/27/2016	\$10,898,580.00
CONTRA COSTA	SAN RAMON VALLEY UNIFIED	ARMSTRONG (NEIL A.) ELEMENTARY	57/61804-00-023	1/29/2016	\$850,988.00
SAN DIEGO	GROSSMONT UNION HIGH	MT. MIGUEL HIGH	57/68130-00-023	2/10/2016	\$858,545.00
SAN DIEGO	GROSSMONT UNION HIGH	GROSSMONT HIGH	57/68130-00-024	2/11/2016	\$10,729,237.00
SANTA CRUZ	HAPPY VALLEY ELEMENTARY	HAPPY VALLEY ELEMENTARY	57/69757-00-001	2/24/2016	\$204,498.00
FRESNO	SANGER UNIFIED	WASH (JOHN S.) ELEMENTARY	57/62414-00-016	2/25/2016	\$517,559.00

New Construction: \$124,880,042.00

Modernization: \$29,324,490.00

Total: \$154,204,532.00

SCHOOL DISTRICT DATA

Application No: 50/73791-00-015	County: San Diego
School District: San Marcos Unified	School Name: Double Peak

PROJECT DATA

Type of Project:	Elementary School
K-6:	725
7-8:	351
9-12:	
Non-Severe:	
Severe:	9
Application Filing Basis:	District Wide
Number of Classrooms:	46
Master Acres:	25.8
Existing Acres:	
Proposed Acres:	20.5
Recommended Acres:	20.8
Facility Hardship (a):	No
Financial Hardship Requested:	No
Alternative Education School:	No
Addition to Existing Site:	No
Core Facilities:	Multi-Purpose/Kitchen, Gymnasium, Library/Media Center, Administration, Toilet

ADJUSTED GRANT DATA

New Construction Grant	\$	13,679,542.00
Fire Detection Alarm		18,444.00
Sprinkler System		239,732.00
Prevailing Wage Monitoring		39,083.00
Site Acquisition		5,019,360.00
Service Site		10,200,422.00
Off-Site		795,464.00
Utilities		70,549.00
General Site		1,243,250.00
Total State Share (50%)		31,305,846.00
District Share (50%)		31,305,846.00
Total Project Cost	\$	62,611,692.00

PROJECT FINANCING

State Share	
This Project	\$ 31,305,846.00
District Share	
Cash Contribution	31,305,846.00
Financial Hardship	
Total Project Cost	\$ 62,611,692.00

HISTORY OF PROJECT COST AND APPORTIONMENT

	Fund Code	Proposition	Previously Authorized	Authorized This Action	Approval This Action
State Share					
New Construction/Add. Grant	951-500	51	\$	\$ 31,305,846.00	\$ 31,305,846.00
District Share					
Cash Contribution				31,305,846.00	
Total			\$	\$ 62,611,692.00	\$ 31,305,846.00

Funding Source: Proposition 51 Bonds/2016-Nov.
 Pursuant to the Board's action on March 11, 2009, this application has been approved and placed on the Unfunded List (Lack of AB 55 Loans). This approval does not constitute a guarantee or commitment of future State funding.

The District shall ensure that it is in compliance with all applicable laws, regulations and certifications it made on the program forms.

Based on the Board's action on June 5, 2017, this project is subject to the Grant Agreement submittal pursuant to School Facility Program Regulation Section 1859.90.4.

The District is responsible for ensuring that the project is compliant with Prevailing Wage Monitoring and/or Labor Compliance Program requirements at the time construction contracts are executed and/or construction commenced.

SCHOOL DISTRICT DATA

Application No: 57/62414-00-015 County: Fresno
 School District: Sanger Unified School Name: Madison Elementary

PROJECT DATA

Type of Project: Elementary School Application Filing Basis: Site Specific
 Pupils Assigned Under 50 Yrs: K-6: 403
 7-8:
 9-12:
 Non-Severe:
 Severe:
 Financial Hardship Requested: No Recommended Acres: 10.2
 Alternative Education School: No Existing Acres: 14.53

ADJUSTED GRANT DATA

Modernization Grant - Under 50 Yrs	\$ 1,871,532.00
Fire Detection Alarm	60,853.00
Accessibility/Fire Code Req.	56,146.00
Total State Share (60%)	1,988,531.00
District Share (40%)	1,325,687.00
Total Project Cost	<u>\$ 3,314,218.00</u>

PROJECT FINANCING

<u>State Share</u>	
This Project	\$ 1,988,531.00
<u>District Share</u>	
Cash Contribution	1,325,687.00
Financial Hardship	
Total Project Cost	<u>\$ 3,314,218.00</u>

HISTORY OF PROJECT COST AND APPORTIONMENT

	Fund Code	Proposition	Previously Authorized	Authorized This Action	Unfunded Approval This Action
<u>State Share</u>					
Modernization/Additional Grant	951-570	51	\$	\$ 1,988,531.00	\$ 1,988,531.00
<u>District Share</u>					
Cash Contribution				1,325,687.00	
Total			\$	<u>\$ 3,314,218.00</u>	<u>\$ 1,988,531.00</u>

Funding Source: Proposition 51 Bonds/2016-Nov.

Pursuant to the Board's action on March 11, 2009, this application has been approved and placed on the Unfunded List (Lack of AB 55 Loans). This approval does not constitute a guarantee or commitment of future State funding.

The District shall ensure that it is in compliance with all applicable laws, regulations and certifications it made on the program forms.

Based on the Board's action on June 5, 2017, this project is subject to the Grant Agreement submittal pursuant to School Facility Program Regulation Section 1859.90.4.

The District is responsible for ensuring that the project is compliant with Prevailing Wage Monitoring and/or Labor Compliance Program requirements at the time construction contracts are executed and/or construction commenced.

SCHOOL DISTRICT DATA

Application No: 50/62414-00-016
 School District: Sanger Unified

County: Fresno
 School Name: Madison Elementary

PROJECT DATA

Type of Project: Elementary School
 K-6: 50
 7-8:
 9-12:
 Non-Severe:
 Severe:
 Application Filing Basis: District Wide
 Number of Classrooms: 2
 Master Acres: 12.1
 Existing Acres: 14.53
 Proposed Acres:
 Recommended Acres: 10.2
 Facility Hardship (a): No
 Financial Hardship Requested: No
 Alternative Education School: No
 Addition to Existing Site: Yes

ADJUSTED GRANT DATA

New Construction Grant	\$	609,850.00
Fire Detection Alarm		750.00
Service Site		190,320.00
Utilities		173,670.00
Small Size Project		73,182.00
Total State Share (50%)		<u>1,047,772.00</u>
District Share (50%)		<u>1,047,772.00</u>
Total Project Cost	\$	<u>2,095,544.00</u>

PROJECT FINANCING

State Share
 This Project \$ 1,047,772.00
District Share
 Cash Contribution 1,047,772.00
 Financial Hardship
 Total Project Cost \$ 2,095,544.00

HISTORY OF PROJECT COST AND APPORTIONMENT

	Fund Code	Proposition	Previously Authorized	Authorized This Action	Unfunded Approval This Action
<u>State Share</u>					
New Construction/Add. Grant	951-500	51	\$	\$ 1,047,772.00	\$ 1,047,772.00
<u>District Share</u>					
Cash Contribution				<u>1,047,772.00</u>	
Total			\$	<u>2,095,544.00</u>	<u>1,047,772.00</u>

Funding Source: Proposition 51 Bonds/2016-Nov.

Pursuant to the Board's action on March 11, 2009, this application has been approved and placed on the Unfunded List (Lack of AB 55 Loans). This approval does not constitute a guarantee or commitment of future State funding.

The District shall ensure that it is in compliance with all applicable laws, regulations and certifications it made on the program forms.

Based on the Board's action on June 5, 2017, this project is subject to the Grant Agreement submittal pursuant to School Facility Program Regulation Section 1859.90.4.

The District is responsible for ensuring that the project is compliant with Prevailing Wage Monitoring and/or Labor Compliance Program requirements at the time construction contracts are executed and/or construction commenced.

SCHOOL DISTRICT DATA

Application No: 50/10561-00-004	County: Ventura
School District: Ventura County Office Of Education	School Name: Gateway Community

PROJECT DATA

Type of Project: High School	Application Filing Basis: District Wide
Pupils Assigned	Number of Classrooms: 8
K-6:	Existing Acres: 5
7-8: 37	Proposed Acres:
9-12: 179	Facility Hardship (a): No
Non-Severe:	Addition to Existing Site: Yes
Severe:	
Financial Hardship Requested: Yes	

GRANT DATA

<u>Estimated Total Grant</u>	<u>Separate Design Grant</u>
New Construction Grant \$ 3,415,622.00	Total Design (40% of Grant) \$ 1,366,249.00
Total State Share (50%) 3,415,622.00	
District Share (50%) 3,415,622.00	Total Design \$ 1,366,249.00
Total Estimated Cost \$ 6,831,244.00	Total State Share (50%) 683,124.50
	District Share (50%) 683,124.50
	District Cash Contribution \$ 503,483.00
	Financial Hardship \$ 179,641.50

DESIGN PROJECT FINANCING

<u>State Share</u>	
New Construction Design Grant	\$ 683,124.50
<u>District Share</u>	
Cash Contribution	503,483.00
Financial Hardship	179,641.50
Total Design Cost	\$ 1,366,249.00

HISTORY OF PROJECT COST AND APPORTIONMENT

	Fund Code	Proposition	Previously Authorized	Authorized This Action	Unfunded Approval This Action
<u>State Share</u>					
New Construction Design Grant	951-500	51	\$	\$ 683,124.50	\$ 683,124.50
<u>District Share</u>					
Cash Contribution				503,483.00	
Financial Hardship	951-500	51		179,641.50	179,641.50
Total			\$	\$ 1,366,249.00	\$ 862,766.00

Funding Source: Proposition 51 Bonds/2016-Nov.
Pursuant to the Board's action on March 11, 2009, this application has been approved and placed on the Unfunded List (Lack of AB 55 Loans). This approval does not constitute a guarantee or commitment of future State funding.

Amounts shown for financial hardship assistance are subject to adjustment as a result of a review of the District's financial records pursuant to Regulation Section 1859.81(a) at the time of apportionment.

The District shall ensure that it is in compliance with all applicable laws, regulations and certifications it made on the program forms.

Based on the Board's action on June 5, 2017, this project is subject to the Grant Agreement submittal pursuant to School Facility Program Regulation Section 1859.90.4.

The District is responsible for ensuring that the project is compliant with Prevailing Wage Monitoring and/or Labor Compliance Program requirements at the time construction contracts are executed and/or construction commenced.

The District qualifies for financial hardship pursuant SFP Regulation Section 1859.81(c)(3). The District qualifies as a County Superintendent of Schools and has demonstrated it is financially unable to provide all or a part of the matching funds.

SCHOOL DISTRICT DATA

Application No: 57/10561-00-005 County: Ventura
 School District: Ventura County Office Of Education School Name: Gateway Community

PROJECT DATA

Type of Project: High School Application Filing Basis: Site Specific
 Pupils Assigned Under 50 Yrs: K-6:
 7-8:
 9-12: 98
 Non-Severe:
 Severe:
 Financial Hardship Requested: Yes

GRANT DATA

<u>Estimated Total Grant</u>		<u>Separate Design Grant</u>	
Modernization Grant	\$ 630,238.00	Total Design (25% of Grant) \$	157,560.00
Total State Share (60%)	630,238.00	Design State Share (60%)	94,536.00
Total District Share (40%)	420,159.00	Design District Share (40%)	63,024.00
Total Estimated Grant	<u>\$ 1,050,397.00</u>	District Cash Contribution \$	
		Financial Hardship \$	63,024.00

DESIGN PROJECT FINANCING

State Share
 Modernization Design \$ 94,536.00

District Share
 Cash Contribution
 Financial Hardship 63,024.00
 Total Design Cost \$ 157,560.00

HISTORY OF PROJECT COST AND APPORTIONMENT

	Fund Code	Proposition	Previously Authorized	Authorized This Action	Unfunded Approval This Action
<u>State Share</u>					
Modernization Design Grant	951-570	51	\$	\$ 94,536.00	\$ 94,536.00
<u>District Share</u>					
Cash Contribution					
Financial Hardship	951-570	51		63,024.00	63,024.00
Total			<u>\$</u>	<u>\$ 157,560.00</u>	<u>\$ 157,560.00</u>

Funding Source: Proposition 51 Bonds/2016-Nov.
 Pursuant to the Board's action on March 11, 2009, this application has been approved and placed on the Unfunded List (Lack of AB 55 Loans). This approval does not constitute a guarantee or commitment of future State funding.

Amounts shown for financial hardship assistance are subject to adjustment as a result of a review of the district's financial records pursuant to Regulation Section 1859.81(a) at the time of apportionment.

The District shall ensure that it is in compliance with all applicable laws, regulations and certifications it made on the program forms.

Based on the Board's action on June 5, 2017, this project is subject to the Grant Agreement submittal pursuant to School Facility Program Regulation Section 1859.90.4.

The District is responsible for ensuring that the project is compliant with Prevailing Wage Monitoring and/or Labor Compliance Program requirements at the time construction contracts are executed and/or construction commenced.

The District qualifies for financial hardship pursuant to SFP Regulation Section 1859.81(c)(3). The District qualifies as a County Superintendents of Schools and has demonstrated it is financially unable to provide all or a part of the matching funds.

SCHOOL DISTRICT DATA

Application No: 57/64444-00-013 County: Los Angeles
 School District: Culver City Unified School Name: Culver City Senior High

PROJECT DATA

Type of Project:	High School	Application Filing Basis:	Site Specific
Pupils Assigned Under 50 Yrs:	K-6:	Pupils Assigned Over 50 Yrs:	K-6:
	7-8:		7-8:
	9-12:		9-12:
	Non-Severe:		Non-Severe:
	Severe: 1		Severe: 16
Financial Hardship Requested:	No	Recommended Acres:	52.6
Alternative Education School:	No	Existing Acres:	24.15

ADJUSTED GRANT DATA

Modernization Grant - Under 50 Yrs	\$ 14,802.00
Modernization Grant - Over 50 Yrs	329,040.00
Fire Detection Alarm	7,055.00
Prevailing Wage Monitoring	904.00
Small Size Project	41,261.00
Urban/Security/Impacted Site	75,847.00
Accessibility/Fire Code Req.	10,315.00
Two Stop Elevators	124,080.00
Total State Share (60%)	603,304.00
District Share (40%)	402,203.00
Total Project Cost	<u>\$ 1,005,507.00</u>

PROJECT FINANCING

<u>State Share</u>	
This Project	\$ 603,304.00
<u>District Share</u>	
Cash Contribution	402,203.00
Financial Hardship	
Total Project Cost	<u>\$ 1,005,507.00</u>

HISTORY OF PROJECT COST AND APPORTIONMENT

	Fund Code	Proposition	Previously Authorized	Authorized This Action	Unfunded Approval This Action
<u>State Share</u>					
Modernization/Additional Grant	951-570	51	\$	\$ 603,304.00	\$ 603,304.00
<u>District Share</u>					
Cash Contribution				402,203.00	
Total			\$	<u>\$ 1,005,507.00</u>	<u>\$ 603,304.00</u>

Funding Source: Proposition 51 Bonds/2016-Nov.

Pursuant to the Board's action on March 11, 2009, this application has been approved and placed on the Unfunded List (Lack of AB 55 Loans). This approval does not constitute a guarantee or commitment of future State funding.

The District shall ensure that it is in compliance with all applicable laws, regulations and certifications it made on the program forms.

Based on the Board's action on June 5, 2017, this project is subject to the Grant Agreement submittal pursuant to School Facility Program Regulation Section 1859.90.4.

The District is responsible for ensuring that the project is compliant with Prevailing Wage Monitoring and/or Labor Compliance Program requirements at the time construction contracts are executed and/or construction commenced.

SCHOOL DISTRICT DATA

Application No: 50/71274-00-001	County: Stanislaus
School District: Shiloh Elementary	School Name: Shiloh Elementary

PROJECT DATA

Type of Project:	Elementary School
K-6:	121
7-8:	16
9-12:	
Non-Severe:	
Severe:	

Application Filing Basis:	District Wide
Number of Classrooms:	6
Master Acres:	10.1
Existing Acres:	3.37
Proposed Acres:	4.04
Recommended Acres:	8.7
Facility Hardship (a):	No
Financial Hardship Requested:	Yes
Alternative Education School:	No
Addition to Existing Site:	Yes

PROJECT FINANCING

<u>State Share</u>	
This Project	\$ 2,636,140.00
<u>District Share</u>	
Cash Contribution	7,181.00
Financial Hardship	2,628,959.00
Total Project Cost	\$ 5,272,280.00

HISTORY OF PROJECT COST AND APPORTIONMENT

	Fund Code	Proposition	Previously Authorized	Authorized This Action	Unfunded Approval This Action
<u>State Share</u>					
New Construction/Add. Grant	055-500	55	\$ 401,467.00		
New Construction/Add. Grant	951-500	51		\$ 2,234,673.00	\$ 2,234,673.00
<u>District Share</u>					
Cash Contribution			7,181.00		
Financial Hardship	055-500	55	394,286.00		
Financial Hardship	951-500	51		2,234,673.00	2,234,673.00
Total			\$ 802,934.00	\$ 4,469,346.00	\$ 4,469,346.00

Funding Sources: Proposition 55 Bonds/2004-Mar.; Proposition 51 Bonds/2016-Nov.

Pursuant to the Board's action on March 11, 2009, this application has been approved and placed on the Unfunded List (Lack of AB 55 Loans). This approval does not constitute a guarantee or commitment of future State funding.

The District shall ensure that it is in compliance with all applicable laws, regulations and certifications it made on the program forms.

Based on the Board's action on June 5, 2017, this project is subject to the Grant Agreement submittal pursuant to School Facility Program Regulation Section 1859.90.4.

The District is responsible for ensuring that the project is compliant with Prevailing Wage Monitoring and/or Labor Compliance Program requirements at the time construction contracts are executed and/or construction commenced.

Education Code Section 17072.30 requires a valid approval from the Division of the State Architect (DSA) prior to Apportionment approval by the SAB. The final plan approval from DSA will expire on October 14, 2019. If the District will receive an Apportionment after October 14, 2019, an updated DSA letter must be submitted to OPSC before the Apportionment can be approved by the SAB.

Amounts shown for financial hardship assistance are subject to adjustment as a result of a review of the district's financial records pursuant to Regulation Section 1859.81(a) at the time of apportionment.

The District qualifies for financial hardship pursuant to SFP Regulation Section 1859.81(c)(4). The District has demonstrated it is financially unable to provide all or a part of the matching funds and is levying the developer fees or equal alternative revenue source justified by law. The District's total bonding capacity (as of April 29, 2019) is \$5 million or less.

SCHOOL DISTRICT DATA

Application No: 57/73601-00-003 County: Stanislaus
 School District: Newman-Crows Landing Unified School Name: Bonita Elementary

PROJECT DATA

Type of Project: Elementary School Application Filing Basis: Site Specific
 Pupils Assigned Under 50 Yrs: K-6: 101
 7-8:
 9-12:
 Non-Severe:
 Severe:
 Financial Hardship Requested: No Recommended Acres: 4
 Alternative Education School: No Existing Acres: 5.8

ADJUSTED GRANT DATA

Modernization Grant - Under 50 Yrs	\$ 469,044.00
Total State Share (60%)	469,044.00
District Share (40%)	312,696.00
Total Project Cost	\$ 781,740.00

PROJECT FINANCING

<u>State Share</u>	
This Project	\$ 469,044.00
<u>District Share</u>	
Cash Contribution	312,696.00
Financial Hardship	
Total Project Cost	\$ 781,740.00

HISTORY OF PROJECT COST AND APPORTIONMENT

	Fund Code	Proposition	Previously Authorized	Authorized This Action	Unfunded Approval This Action
<u>State Share</u>					
Modernization/Additional Grant	951-570	51	\$	\$ 469,044.00	\$ 469,044.00
<u>District Share</u>					
Cash Contribution				312,696.00	
Total			\$	\$ 781,740.00	\$ 469,044.00

Funding Source: Proposition 51 Bonds/2016-Nov.

Pursuant to the Board's action on March 11, 2009, this application has been approved and placed on the Unfunded List (Lack of AB 55 Loans). This approval does not constitute a guarantee or commitment of future State funding.

The District shall ensure that it is in compliance with all applicable laws, regulations and certifications it made on the program forms.

The District is responsible for ensuring that the project is compliant with Prevailing Wage Monitoring and/or Labor Compliance Program requirements at the time construction contracts are executed and/or construction commenced.

Based on the Board's action on June 5, 2017, this project is subject to the Grant Agreement submittal pursuant to School Facility Program Regulation Section 1859.90.4.

SCHOOL DISTRICT DATA

Application No: 57/73635-00-035	County: Orange
School District: Saddleback Valley Unified	School Name: La Tierra Early Childhood Center

PROJECT DATA

Type of Project: Elementary School	Application Filing Basis: Site Specific
Pupils Assigned Under 50 Yrs:	
K-6:	
7-8:	
9-12:	
Non-Severe: 82	
Severe: 59	
Financial Hardship Requested: No	Recommended Acres: 4.8
Alternative Education School: No	Existing Acres: 7.7

ADJUSTED GRANT DATA

Modernization Grant - Under 50 Yrs	\$ 1,685,364.00
Fire Detection Alarm	47,281.00
Prevailing Wage Monitoring	2,776.00
Small Size Project	67,415.00
Accessibility/Fire Code Req.	50,561.00
Total State Share (60%)	1,853,397.00
District Share (40%)	1,235,598.00
Total Project Cost	\$ 3,088,995.00

PROJECT FINANCING

<u>State Share</u>	
This Project	\$ 1,853,397.00
<u>District Share</u>	
Cash Contribution	1,235,598.00
Financial Hardship	
Total Project Cost	\$ 3,088,995.00

HISTORY OF PROJECT COST AND APPORTIONMENT

	Fund Code	Proposition	Previously Authorized	Authorized This Action	Unfunded Approval This Action
<u>State Share</u>					
Modernization/Additional Grant	951-570	51	\$	\$ 1,853,397.00	\$ 1,853,397.00
<u>District Share</u>					
Cash Contribution				1,235,598.00	
Total			\$	\$ 3,088,995.00	\$ 1,853,397.00

Funding Source: Proposition 51 Bonds/2016-Nov.

Pursuant to the Board's action on March 11, 2009, this application has been approved and placed on the Unfunded List (Lack of AB 55 Loans). This approval does not constitute a guarantee or commitment of future State funding.

The District shall ensure that it is in compliance with all applicable laws, regulations and certifications it made on the program forms.

The District is responsible for ensuring that the project is compliant with Prevailing Wage Monitoring and/or Labor Compliance Program requirements at the time construction contracts are executed and/or construction commenced.

Based on the Board's action on June 5, 2017, this project is subject to the Grant Agreement submittal pursuant to School Facility Program Regulation Section 1859.90.4.

SCHOOL DISTRICT DATA

Application No: 50/61176-00-007
 School District: Fremont Unified

County: Alameda
 School Name: Irvington High

PROJECT DATA

Type of Project: High School
 K-6:
 7-8:
 9-12: 324
 Non-Severe:
 Severe:
 Application Filing Basis: District Wide
 Number of Classrooms: 12
 Master Acres: 55.2
 Existing Acres: 47
 Proposed Acres:
 Recommended Acres: 55.2
 Facility Hardship (a): No
 Financial Hardship Requested: No
 Alternative Education School: No
 Addition to Existing Site: Yes
 Core Facilities: Multi-Purpose/Kitchen,
 Gymnasium,
 Library/Media Center,
 Administration, Toilet

ADJUSTED GRANT DATA

New Construction Grant	\$	5,318,460.00
Fire Detection Alarm		10,692.00
Service Site		68,926.00
Total State Share (50%)		5,398,078.00
District Share (50%)		5,398,078.00
Total Project Cost	\$	10,796,156.00

PROJECT FINANCING

<u>State Share</u>		
This Project	\$	5,398,078.00
<u>District Share</u>		
Cash Contribution		5,398,078.00
Financial Hardship		
Total Project Cost	\$	10,796,156.00

HISTORY OF PROJECT COST AND APPORTIONMENT

	Fund Code	Proposition	Previously Authorized	Authorized This Action		Unfunded Approval This Action
<u>State Share</u>						
New Construction/Add. Grant	951-500	51	\$	\$ 5,398,078.00	\$	5,398,078.00
<u>District Share</u>						
Cash Contribution				5,398,078.00		
Total			\$	10,796,156.00	\$	5,398,078.00

Funding Source: Proposition 51 Bonds/2016-Nov.

Pursuant to the Board's action on March 11, 2009, this application has been approved and placed on the Unfunded List (Lack of AB 55 Loans). This approval does not constitute a guarantee or commitment of future State funding.

The District shall ensure that it is in compliance with all applicable laws, regulations and certifications it made on the program forms.

Based on the Board's action on June 5, 2017, this project is subject to the Grant Agreement submittal pursuant to School Facility Program Regulation Section 1859.90.4.

The District is responsible for ensuring that the project is compliant with Prevailing Wage Monitoring and/or Labor Compliance Program requirements at the time construction contracts are executed and/or construction commenced.

SCHOOL DISTRICT DATA

Application No: 50/61424-00-004
 School District: Chico Unified

County: Butte
 School Name: Marsh (Harry M.) Junior High

PROJECT DATA

Type of Project: Middle School
 K-6: 108
 7-8:
 9-12:
 Non-Severe:
 Severe:
 Application Filing Basis: District Wide
 Number of Classrooms: 4
 Master Acres: 15
 Existing Acres: 20
 Proposed Acres:
 Recommended Acres: 11.9
 Facility Hardship (a): No
 Financial Hardship Requested: No
 Alternative Education School: No
 Addition to Existing Site: Yes

ADJUSTED GRANT DATA

New Construction Grant	\$	1,317,276.00
Fire Detection Alarm		1,620.00
Service Site		123,519.00
Utilities		1,701.00
Small Size Project		52,691.00
Total State Share (50%)		<u>1,496,807.00</u>
District Share (50%)		<u>1,496,807.00</u>
Total Project Cost	\$	<u>2,993,614.00</u>

PROJECT FINANCING

State Share
 This Project \$ 1,496,807.00
District Share
 Cash Contribution 1,496,807.00
 Financial Hardship
 Total Project Cost \$ 2,993,614.00

HISTORY OF PROJECT COST AND APPORTIONMENT

	Fund Code	Proposition	Previously Authorized	Authorized This Action	Unfunded Approval This Action
<u>State Share</u>					
New Construction/Add. Grant	951-500	51	\$	\$ 1,496,807.00	\$ 1,496,807.00
<u>District Share</u>					
Cash Contribution				<u>1,496,807.00</u>	
Total			\$	<u>2,993,614.00</u>	<u>1,496,807.00</u>

Funding Source: Proposition 51 Bonds/2016-Nov.

Pursuant to the Board's action on March 11, 2009, this application has been approved and placed on the Unfunded List (Lack of AB 55 Loans). This approval does not constitute a guarantee or commitment of future State funding.

The District shall ensure that it is in compliance with all applicable laws, regulations and certifications it made on the program forms.

This project is a Use of Grants under Regulation Section 1859.77.3(b).

Based on the Board's action on June 5, 2017, this project is subject to the Grant Agreement submittal pursuant to School Facility Program Regulation Section 1859.90.4.

The District is responsible for ensuring that the project is compliant with Prevailing Wage Monitoring and/or Labor Compliance Program requirements at the time construction contracts are executed and/or construction commenced.

SCHOOL DISTRICT DATA

Application No: 50/61424-00-005
 School District: Chico Unified

County: Butte
 School Name: Marsh (Harry M.) Junior High

PROJECT DATA

Type of Project: Middle School
 K-6: 27
 7-8:
 9-12:
 Non-Severe:
 Severe:
 Application Filing Basis: District Wide
 Number of Classrooms: 1
 Master Acres: 15
 Existing Acres: 20
 Proposed Acres:
 Recommended Acres: 11.9
 Facility Hardship (a): No
 Financial Hardship Requested: No
 Alternative Education School: No
 Addition to Existing Site: Yes

ADJUSTED GRANT DATA

New Construction Grant	\$	329,319.00
Fire Detection Alarm		405.00
Service Site		364,706.00
Utilities		16,600.00
Small Size Project		39,518.00
Total State Share (50%)		<u>750,548.00</u>
District Share (50%)		<u>750,548.00</u>
Total Project Cost	\$	<u><u>1,501,096.00</u></u>

PROJECT FINANCING

State Share
 This Project \$ 750,548.00
District Share
 Cash Contribution 750,548.00
 Financial Hardship
 Total Project Cost \$ 1,501,096.00

HISTORY OF PROJECT COST AND APPORTIONMENT

	Fund Code	Proposition	Previously Authorized	Authorized This Action	Unfunded Approval This Action
<u>State Share</u>					
New Construction/Add. Grant	951-500	51	\$	\$ 750,548.00	\$ 750,548.00
<u>District Share</u>					
Cash Contribution				750,548.00	
Total			\$	<u><u>1,501,096.00</u></u>	<u><u>750,548.00</u></u>

Funding Source: Proposition 51 Bonds/2016-Nov.

Pursuant to the Board's action on March 11, 2009, this application has been approved and placed on the Unfunded List (Lack of AB 55 Loans). This approval does not constitute a guarantee or commitment of future State funding.

The District shall ensure that it is in compliance with all applicable laws, regulations and certifications it made on the program forms.

This project is a Use of Grants under Regulation Section 1859.77.3(b).

Based on the Board's action on June 5, 2017, this project is subject to the Grant Agreement submittal pursuant to School Facility Program Regulation Section 1859.90.4.

The District is responsible for ensuring that the project is compliant with Prevailing Wage Monitoring and/or Labor Compliance Program requirements at the time construction contracts are executed and/or construction commenced.

SCHOOL DISTRICT DATA

Application No: 57/61424-00-005 County: Butte
 School District: Chico Unified School Name: Bidwell Junior High

PROJECT DATA

Type of Project: Middle School Application Filing Basis: Site Specific
 Pupils Assigned Over 50 Years: K-6: 125
 7-8: 125
 9-12:
 Non-Severe:
 Severe:
 Financial Hardship Requested: No Recommended Acres: 10.7
 Alternative Education School: No Existing Acres: 19

ADJUSTED GRANT DATA

Modernization Grant - Over 50 Yrs	\$ 853,000.00
Fire Detection Alarm	18,875.00
Small Size Project	34,120.00
Accessibility/Fire Code Req.	25,590.00
Total State Share (60%)	931,585.00
District Share (40%)	621,057.00
Total Project Cost	\$ 1,552,642.00

PROJECT FINANCING

<u>State Share</u>	
This Project	\$ 931,585.00
<u>District Share</u>	
Cash Contribution	621,057.00
Financial Hardship	
Total Project Cost	\$ 1,552,642.00

HISTORY OF PROJECT COST AND APPORTIONMENT

	Fund Code	Proposition	Previously Authorized	Authorized This Action	Unfunded Approval This Action
<u>State Share</u>					
Modernization/Additional Grant	951-570	51	\$	\$ 931,585.00	\$ 931,585.00
<u>District Share</u>					
Cash Contribution				621,057.00	
Total			\$	\$ 1,552,642.00	\$ 931,585.00

Funding Source: Proposition 51 Bonds/2016-Nov.

Pursuant to the Board's action on March 11, 2009, this application has been approved and placed on the Unfunded List (Lack of AB 55 Loans). This approval does not constitute a guarantee or commitment of future State funding.

The District shall ensure that it is in compliance with all applicable laws, regulations and certifications it made on the program forms.

The District is responsible for ensuring that the project is compliant with Prevailing Wage Monitoring and/or Labor Compliance Program requirements at the time construction contracts are executed and/or construction commenced.

Based on the Board's action on June 5, 2017, this project is subject to the Grant Agreement submittal pursuant to School Facility Program Regulation Section 1859.90.4.

SCHOOL DISTRICT DATA

Application No: 50/61424-00-006	County: Butte
School District: Chico Unified	School Name: Chico Junior High

PROJECT DATA

Type of Project:	Middle School
K-6:	81
7-8:	
9-12:	
Non-Severe:	
Severe:	
Application Filing Basis:	District Wide
Number of Classrooms:	3
Master Acres:	19
Existing Acres:	19
Proposed Acres:	
Recommended Acres:	18.1
Facility Hardship (a):	No
Financial Hardship Requested:	No
Alternative Education School:	No
Addition to Existing Site:	Yes

ADJUSTED GRANT DATA

New Construction Grant	\$	987,957.00
Fire Detection Alarm		1,215.00
Service Site		217,634.00
Off-Site		20,362.00
Utilities		33,259.00
Small Size Project		118,555.00
Total State Share (50%)		1,378,982.00
District Share (50%)		1,378,982.00
Total Project Cost	\$	2,757,964.00

PROJECT FINANCING

<u>State Share</u>		
This Project	\$	1,378,982.00
<u>District Share</u>		
Cash Contribution		1,378,982.00
Financial Hardship		
Total Project Cost	\$	2,757,964.00

HISTORY OF PROJECT COST AND APPORTIONMENT

	Fund Code	Proposition	Previously Authorized	Authorized This Action		Unfunded Approval This Action
<u>State Share</u>						
New Construction/Add. Grant	951-500	51	\$	\$ 1,378,982.00	\$	1,378,982.00
<u>District Share</u>						
Cash Contribution				1,378,982.00		
Total			\$	\$ 2,757,964.00	\$	1,378,982.00

Funding Source: Proposition 51 Bonds/2016-Nov.
 Pursuant to the Board's action on March 11, 2009, this application has been approved and placed on the Unfunded List (Lack of AB 55 Loans). This approval does not constitute a guarantee or commitment of future State funding.

The District shall ensure that it is in compliance with all applicable laws, regulations and certifications it made on the program forms.

This project is a Use of Grants under Regulation Section 1859.77.3(b).

Based on the Board's action on June 5, 2017, this project is subject to the Grant Agreement submittal pursuant to School Facility Program Regulation Section 1859.90.4.

The District is responsible for ensuring that the project is compliant with Prevailing Wage Monitoring and/or Labor Compliance Program requirements at the time construction contracts are executed and/or construction commenced.

SCHOOL DISTRICT DATA

Application No: 50/67314-00-045	County: Sacramento
School District: Elk Grove Unified	School Name: Anatolia 2

PROJECT DATA

Type of Project:	Elementary School
K-6:	750
7-8:	
9-12:	
Non-Severe:	
Severe:	
Application Filing Basis:	District Wide
Number of Classrooms:	30
Master Acres:	13.8
Existing Acres:	
Proposed Acres:	9.89
Recommended Acres:	13.8
Facility Hardship (a):	No
Financial Hardship Requested:	No
Alternative Education School:	No
Addition to Existing Site:	No
Core Facilities:	Multi-Purpose/Kitchen, Library/Media Center, Administration, Toilet

ADJUSTED GRANT DATA

New Construction Grant	\$	9,147,750.00
Fire Detection Alarm		11,250.00
Sprinkler System		153,750.00
Site Acquisition		1,155,926.00
Service Site		1,138,394.00
Off-Site		361,344.00
Utilities		129,406.00
General Site		559,806.00
Total State Share (50%)		12,657,626.00
District Share (50%)		12,657,626.00
Total Project Cost	\$	25,315,252.00

PROJECT FINANCING

<u>State Share</u>	
This Project	\$ 12,657,626.00
<u>District Share</u>	
Cash Contribution	12,657,626.00
Financial Hardship	
Total Project Cost	\$ 25,315,252.00

HISTORY OF PROJECT COST AND APPORTIONMENT

	Fund Code	Proposition	Previously Authorized	Authorized This Action	Approval This Action
<u>State Share</u>					
New Construction/Add. Grant	951-500	51	\$	\$ 12,657,626.00	\$ 12,657,626.00
<u>District Share</u>					
Cash Contribution				12,657,626.00	
Total			\$	\$ 25,315,252.00	\$ 12,657,626.00

Funding Source: Proposition 51 Bonds/2016-Nov.

Pursuant to the Board's action on March 11, 2009, this application has been approved and placed on the Unfunded List (Lack of AB 55 Loans). This approval does not constitute a guarantee or commitment of future State funding.

The District shall ensure that it is in compliance with all applicable laws, regulations and certifications it made on the program forms.

Based on the Board's action on June 5, 2017, this project is subject to the Grant Agreement submittal pursuant to School Facility Program Regulation Section 1859.90.4.

The District is responsible for ensuring that the project is compliant with Prevailing Wage Monitoring and/or Labor Compliance Program requirements at the time construction contracts are executed and/or construction commenced.

SCHOOL DISTRICT DATA

Application No: 50/67173-00-005
School District: Palm Springs Unified

County: Riverside
School Name: Cree (Raymond) Middle

PROJECT DATA

Type of Project: Middle School
K-6:
7-8: 211
9-12:
Non-Severe:
Severe:
Application Filing Basis: District Wide
Number of Classrooms: 8
Master Acres: 18.1
Existing Acres: 25
Proposed Acres:
Recommended Acres: 15
Facility Hardship (a): No
Financial Hardship Requested: No
Alternative Education School: No
Addition to Existing Site: Yes

ADJUSTED GRANT DATA

New Construction Grant	\$	2,722,111.00
Fire Detection Alarm		4,220.00
Service Site		219,394.00
Geographic Index Factor	5 %	136,317.00
Total State Share (50%)		3,082,042.00
District Share (50%)		3,082,042.00
Total Project Cost	\$	6,164,084.00

PROJECT FINANCING

State Share
This Project \$ 3,082,042.00
District Share
Cash Contribution 3,082,042.00
Financial Hardship
Total Project Cost \$ 6,164,084.00

HISTORY OF PROJECT COST AND APPORTIONMENT

	Fund Code	Proposition	Previously Authorized	Authorized This Action	Unfunded Approval This Action
State Share					
New Construction/Add. Grant	951-500	51	\$	\$ 3,082,042.00	\$ 3,082,042.00
District Share					
Cash Contribution				3,082,042.00	
Total			\$	\$ 6,164,084.00	\$ 3,082,042.00

Funding Source: Proposition 51 Bonds/2016-Nov.

Pursuant to the Board's action on March 11, 2009, this application has been approved and placed on the Unfunded List (Lack of AB 55 Loans). This approval does not constitute a guarantee or commitment of future State funding.

The District shall ensure that it is in compliance with all applicable laws, regulations and certifications it made on the program forms.

Based on the Board's action on June 5, 2017, this project is subject to the Grant Agreement submittal pursuant to School Facility Program Regulation Section 1859.90.4.

The District is responsible for ensuring that the project is compliant with Prevailing Wage Monitoring and/or Labor Compliance Program requirements at the time construction contracts are executed and/or construction commenced.

SCHOOL DISTRICT DATA

Application No: 50/66159-00-006
School District: Salinas Union High

County: Monterey
School Name: Rancho San Juan High (Formally New High #5)

PROJECT DATA

Type of Project: High School
K-6:
7-8:
9-12: 1512
Non-Severe:
Severe: 9
Application Filing Basis: District Wide
Number of Classrooms: 58
Master Acres: 40.7
Existing Acres:
Proposed Acres: 39.87
Recommended Acres: 40.7
Facility Hardship (a): No
Financial Hardship Requested: No
Alternative Education School: No
Addition to Existing Site: No

ADJUSTED GRANT DATA

New Construction Grant	\$	25,127,946.00
Fire Detection Alarm		50,445.00
Sprinkler System		388,350.00
Site Acquisition		2,336,191.00
Service Site		2,926,867.00
Off-Site		525,989.00
Utilities		140,779.00
General Site		<u>1,750,292.00</u>
Total State Share (50%)		33,246,859.00
District Share (50%)		<u>33,246,859.00</u>
Total Project Cost	\$	<u>66,493,718.00</u>

PROJECT FINANCING

State Share		
This Project	\$	33,246,859.00
District Share		
Cash Contribution		33,246,859.00
Financial Hardship		
Total Project Cost	\$	<u>66,493,718.00</u>

HISTORY OF PROJECT COST AND APPORTIONMENT

	Fund Code	Proposition	Previously Authorized	Authorized This Action	Unfunded Approval This Action
State Share					
New Construction/Add. Grant	951-500	51	\$	\$ 33,246,859.00	\$ 33,246,859.00
District Share					
Cash Contribution				<u>33,246,859.00</u>	
Total			<u>\$</u>	<u>\$ 66,493,718.00</u>	<u>\$ 33,246,859.00</u>

Funding Source: Proposition 51 Bonds/2016-Nov.

Pursuant to the Board's action on March 11, 2009, this application has been approved and placed on the Unfunded List (Lack of AB 55 Loans). This approval does not constitute a guarantee or commitment of future State funding.

The District shall ensure that it is in compliance with all applicable laws, regulations and certifications it made on the program forms.

Based on the Board's action on June 5, 2017, this project is subject to the Grant Agreement submittal pursuant to School Facility Program Regulation Section 1859.90.4.

The District is responsible for ensuring that the project is compliant with Prevailing Wage Monitoring and/or Labor Compliance Program requirements at the time construction contracts are executed and/or construction commenced.

SCHOOL DISTRICT DATA

Application No: 57/67447-00-059 County: Sacramento
 School District: San Juan Unified School Name: Churchill Intermediate

PROJECT DATA

Type of Project:	Middle School	Application Filing Basis:	Site Specific
Pupils Assigned Under 50 Yrs:	K-6:	Pupils Assigned Over 50 Yrs:	K-6:
	7-8:		7-8: 130
	9-12:		9-12:
	Non-Severe:		Non-Severe:
	Severe:		Severe:
Financial Hardship Requested:	No	Recommended Acres:	15
Alternative Education School:	No	Existing Acres:	16.97

ADJUSTED GRANT DATA

Modernization Grant - Over 50 Yrs	\$ 887,120.00
Fire Detection Alarm	19,630.00
Small Size Project	35,485.00
Accessibility/Fire Code Req.	26,614.00
Total State Share (60%)	968,849.00
District Share (40%)	645,899.00
Total Project Cost	<u>\$ 1,614,748.00</u>

PROJECT FINANCING

<u>State Share</u>	
This Project	\$ 968,849.00
<u>District Share</u>	
Cash Contribution	645,899.00
Financial Hardship	
Total Project Cost	<u>\$ 1,614,748.00</u>

HISTORY OF PROJECT COST AND APPORTIONMENT

	Fund Code	Proposition	Previously Authorized	Authorized This Action	Unfunded Approval This Action
<u>State Share</u>					
Modernization/Additional Grant	951-570	51	\$	\$ 968,849.00	\$ 968,849.00
<u>District Share</u>					
Cash Contribution				645,899.00	
Total			\$	<u>\$ 1,614,748.00</u>	<u>\$ 968,849.00</u>

Funding Source: Proposition 51 Bonds/2016-Nov.

Pursuant to the Board's action on March 11, 2009, this application has been approved and placed on the Unfunded List (Lack of AB 55 Loans). This approval does not constitute a guarantee or commitment of future State funding.

The District shall ensure that it is in compliance with all applicable laws, regulations and certifications it made on the program forms.

The District is responsible for ensuring that the project is compliant with Prevailing Wage Monitoring and/or Labor Compliance Program requirements at the time construction contracts are executed and/or construction commenced.

Based on the Board's action on June 5, 2017, this project is subject to the Grant Agreement submittal pursuant to School Facility Program Regulation Section 1859.90.4.

SCHOOL DISTRICT DATA

Application No: 50/68130-12-009
 School District: Grossmont Union High
 High School Attendance Area: Granite/Steele/Monte/Valhalla

County: San Diego
 School Name: Granite Hills High

PROJECT DATA

Type of Project: High School
 K-6:
 7-8:
 9-12: 124
 Non-Severe:
 Severe:
 Application Filing Basis: High School Attendance Area
 Number of Classrooms: 10
 Master Acres: 66.1
 Existing Acres: 65
 Proposed Acres:
 Recommended Acres: 63.4
 Facility Hardship (a): No
 Financial Hardship Requested: No
 Alternative Education School: No
 Addition to Existing Site: Yes

ADJUSTED GRANT DATA

New Construction Grant	\$	2,035,460.00
Fire Detection Alarm		4,092.00
Total State Share (50%)		2,039,552.00
District Share (50%)		2,039,552.00
Total Project Cost	\$	4,079,104.00

PROJECT FINANCING

State Share
 This Project \$ 2,039,552.00
District Share
 Cash Contribution 2,039,552.00
 Financial Hardship
 Total Project Cost \$ 4,079,104.00

HISTORY OF PROJECT COST AND APPORTIONMENT

	Fund Code	Proposition	Previously Authorized	Authorized This Action	Unfunded Approval This Action
<u>State Share</u>					
New Construction/Add. Grant	951-500	51	\$	\$ 2,039,552.00	\$ 2,039,552.00
<u>District Share</u>					
Cash Contribution				2,039,552.00	
Total			\$	4,079,104.00	2,039,552.00

Funding Source: Proposition 51 Bonds/2016-Nov.

Pursuant to the Board's action on March 11, 2009, this application has been approved and placed on the Unfunded List (Lack of AB 55 Loans). This approval does not constitute a guarantee or commitment of future State funding.

The District shall ensure that it is in compliance with all applicable laws, regulations and certifications it made on the program forms.

Based on the Board's action on June 5, 2017, this project is subject to the Grant Agreement submittal pursuant to School Facility Program Regulation Section 1859.90.4.

The District is responsible for ensuring that the project is compliant with Prevailing Wage Monitoring and/or Labor Compliance Program requirements at the time construction contracts are executed and/or construction commenced.

SCHOOL DISTRICT DATA

Application No: 50/10306-00-019
 School District: Orange County Office Of Education

County: Orange
 School Name: Community School #9

PROJECT DATA

Type of Project: High School
 K-6:
 7-8:
 9-12: 378
 Non-Severe:
 Severe:
 Application Filing Basis: District Wide
 Number of Classrooms: 14
 Master Acres: 8.76
 Existing Acres:
 Proposed Acres: 3.84
 Recommended Acres: 8.76
 Facility Hardship (a): No
 Financial Hardship Requested: Yes
 Alternative Education School: No
 Addition to Existing Site: No

ADJUSTED GRANT DATA

New Construction Grant	\$	6,204,870.00
Fire Detection Alarm		12,474.00
Sprinkler System		95,634.00
Site Acquisition		2,288,750.00
Service Site		503,696.00
Off-Site		3,218.00
Utilities		41,815.00
General Site		312,972.00
Total State Share (50%)		9,463,429.00
District Share (50%)		9,463,429.00
Total Project Cost	\$	18,926,858.00

PROJECT FINANCING

State Share
 This Project \$ 9,463,429.00
District Share
 Cash Contribution 2,274,278.00
 Financial Hardship 7,189,151.00
 Total Project Cost \$ 18,926,858.00

HISTORY OF PROJECT COST AND APPORTIONMENT

	Fund Code	Proposition	Previously Authorized	Authorized This Action	Unfunded Approval This Action
<u>State Share</u>					
New Construction/Add. Grant	047-500	47	\$ 953,089.00		
New Construction/Add. Grant	055-500	55	2,288,750.00		
New Construction/Add. Grant	951-500	51		\$ 6,221,590.00	\$ 6,221,590.00
<u>District Share</u>					
Cash Contribution			1,055,371.00	1,218,907.00	
Financial Hardship	047-500	47	514,827.00		
Financial Hardship	055-500	55	1,671,641.00		
Financial Hardship	951-500	51		5,002,683.00	5,002,683.00
Total			\$ 6,483,678.00	\$ 12,443,180.00	\$ 11,224,273.00

Funding Sources: Proposition 47 Bonds/2002-Nov.; Proposition 55 Bonds/2004-Mar.; Proposition 51 Bonds/2016-Nov.
 Pursuant to the Board's action on March 11, 2009, this application has been approved and placed on the Unfunded List (Lack of AB 55 Loans). This approval does not constitute a guarantee or commitment of future State funding.

Amounts shown for financial hardship assistance are subject to adjustment as a result of a review of the District's financial records pursuant to Regulation Section 1859.81(a) at the time of apportionment.

The District shall ensure that it is in compliance with all applicable laws, regulations and certifications it made on the program forms. The District qualifies for financial hardship pursuant to SFP Regulation Section 1859.81(c)(3). The District qualifies as a County Superintendent of Schools and has demonstrated it is financially unable to provide all or a part of the matching funds.

Pursuant to Education Code Section 17072.25, valid Division of the State Architect approval must be obtained for the project prior to receiving and Apportionment. Otherwise, the project will receive an occurrence for non-participation pursuant to School Facility Program Regulation Section 1859.90.3.

Based on the Board's action on June 5, 2017, this project is subject to the Grant Agreement submittal pursuant to School Facility Program Regulation Section 1859.90.4.

The District is responsible for ensuring that the project is compliant with Prevailing Wage Monitoring and/or Labor Compliance Program requirements at the time construction contracts are executed and/or construction commenced.

SCHOOL DISTRICT DATA

Application No: 57/67645-00-005 School District: Central Elementary	County: San Bernardino School Name: Valle Vista Elementary
--	---

PROJECT DATA

Type of Project: Elementary School Pupils Assigned Under 50 Yrs: K-6: 475 7-8: 9-12: Non-Severe: 12 Severe:	Application Filing Basis: Site Specific Financial Hardship Requested: No Alternative Education School: No Recommended Acres: 9.2 Existing Acres: 10.5
--	--

ADJUSTED GRANT DATA

Modernization Grant - Under 50 Yrs	\$ 2,324,736.00
Fire Detection Alarm	75,061.00
Accessibility/Fire Code Req.	69,742.00
Total State Share (60%)	2,469,539.00
District Share (40%)	1,646,359.00
Total Project Cost	\$ 4,115,898.00

PROJECT FINANCING

<u>State Share</u>	
This Project	\$ 2,469,539.00
<u>District Share</u>	
Cash Contribution	1,646,359.00
Financial Hardship	
Total Project Cost	\$ 4,115,898.00

HISTORY OF PROJECT COST AND APPORTIONMENT

	Fund Code	Proposition	Previously Authorized	Authorized This Action	Unfunded Approval This Action
<u>State Share</u>					
Modernization/Additional Grant	951-570	51	\$	\$ 2,469,539.00	\$ 2,469,539.00
<u>District Share</u>					
Cash Contribution				1,646,359.00	
Total			\$	\$ 4,115,898.00	\$ 2,469,539.00

Funding Source: Proposition 51 Bonds/2016-Nov.

Pursuant to the Board's action on March 11, 2009, this application has been approved and placed on the Unfunded List (Lack of AB 55 Loans). This approval does not constitute a guarantee or commitment of future State funding.

The District shall ensure that it is in compliance with all applicable laws, regulations and certifications it made on the program forms.

Based on the Board's action on June 5, 2017, this project is subject to the Grant Agreement submittal pursuant to School Facility Program Regulation Section 1859.90.4.

The District is responsible for ensuring that the project is compliant with Prevailing Wage Monitoring and/or Labor Compliance Program requirements at the time construction contracts are executed and/or construction commenced.

SCHOOL DISTRICT DATA

Application No: 50/72173-00-006	County: Tulare
School District: Sundale Union Elementary	School Name: Sundale Elementary

PROJECT DATA

Type of Project: Elementary School	Application Filing Basis: District Wide
Pupils Assigned	Number of Classrooms:
K-6: 253	Existing Acres:
7-8: 31	Proposed Acres:
9-12:	Facility Hardship (a): No
Non-Severe:	Addition to Existing Site: Yes
Severe:	
Financial Hardship Requested: Yes	

GRANT DATA

<u>Estimated Total Grant</u>	<u>Separate Design Grant</u>
New Construction Grant \$ 3,485,772.00	Total Design (40% of Grant) \$ 1,394,309.00
Total State Share (50%) 3,485,772.00	
District Share (50%) 3,485,772.00	Total Design \$ 1,394,309.00
Total Estimated Cost \$ 6,971,544.00	Total State Share (50%) 697,154.50
	District Share (50%) 697,154.50
	District Cash Contribution \$ 1,529.00
	Financial Hardship \$ 695,625.50

DESIGN PROJECT FINANCING

<u>State Share</u>	
New Construction Design Grant	\$ 697,154.50
<u>District Share</u>	
Cash Contribution	1,529.00
Financial Hardship	695,625.50
Total Design Cost	\$ 1,394,309.00

HISTORY OF PROJECT COST AND APPORTIONMENT

	Fund Code	Proposition	Previously Authorized	Authorized This Action	Unfunded Approval This Action
<u>State Share</u>					
New Construction Design Grant	951-500	51	\$	\$ 697,154.50	\$ 697,154.50
<u>District Share</u>					
Cash Contribution				1,529.00	
Financial Hardship	951-500	51		695,625.50	695,625.50
Total			\$	\$ 1,394,309.00	\$ 1,392,780.00

Funding Source: Proposition 51 Bonds/2016-Nov.
Pursuant to the Board's action on March 11, 2009, this application has been approved and placed on the Unfunded List (Lack of AB 55 Loans). This approval does not constitute a guarantee or commitment of future State funding.

Amounts shown for financial hardship assistance are subject to adjustment as a result of a review of the District's financial records pursuant to Regulation Section 1859.81(a) at the time of apportionment.

The District shall ensure that it is in compliance with all applicable laws, regulations and certifications it made on the program forms.

Based on the Board's action on June 5, 2017, this project is subject to the Grant Agreement submittal pursuant to School Facility Program Regulation Section 1859.90.4.

The District is responsible for ensuring that the project is compliant with Prevailing Wage Monitoring and/or Labor Compliance Program requirements at the time construction contracts are executed and/or construction commenced.

The District qualifies for financial hardship pursuant to SFP Regulation Section 1859.81(c)(4). The District has demonstrated it is financially unable to provide all or a part of the matching funds and is levying the developer fees or equal alternative revenue source justified by law. The District's total bonding capacity (as of May 20, 2019) is \$5 million or less.

SCHOOL DISTRICT DATA

Application No: 57/64907-00-028 School District: Pomona Unified	County: Los Angeles School Name: Ganesha Senior High
--	---

PROJECT DATA

Type of Project: High School Pupils Assigned Under 50 Yrs: K-6: _____ 7-8: _____ 9-12: 115 Non-Severe: _____ Severe: _____ Financial Hardship Requested: No Alternative Education School: No	Application Filing Basis: Site Specific Pupils Assigned Over 50 Yrs: K-6: _____ 7-8: _____ 9-12: 202 Non-Severe: _____ Severe: _____ Recommended Acres: 38.4 Existing Acres: 39.4
---	--

ADJUSTED GRANT DATA

Modernization Grant - Under 50 Yrs	\$ 739,565.00
Modernization Grant - Over 50 Yrs	1,804,466.00
Accessibility/Fire Code Req.	76,321.00
Total State Share (60%)	2,620,352.00
District Share (40%)	1,746,901.00
Total Project Cost	\$ 4,367,253.00

PROJECT FINANCING

State Share	
This Project	\$ 2,620,352.00
District Share	
Cash Contribution	1,746,901.00
Financial Hardship	
Total Project Cost	\$ 4,367,253.00

HISTORY OF PROJECT COST AND APPORTIONMENT

	Fund Code	Proposition	Previously Authorized	Authorized This Action	Unfunded Approval This Action
State Share					
Modernization/Additional Grant	951-570	51	\$	\$ 2,620,352.00	\$ 2,620,352.00
District Share					
Cash Contribution				1,746,901.00	
Total			\$	\$ 4,367,253.00	\$ 2,620,352.00

Funding Source: Proposition 51 Bonds/2016-Nov.

Pursuant to the Board's action on March 11, 2009, this application has been approved and placed on the Unfunded List (Lack of AB 55 Loans). This approval does not constitute a guarantee or commitment of future State funding.

The District shall ensure that it is in compliance with all applicable laws, regulations and certifications it made on the program forms.

The District is responsible for ensuring that the project is compliant with Prevailing Wage Monitoring and/or Labor Compliance Program requirements at the time construction contracts are executed and/or construction commenced.

Based on the Board's action on June 5, 2017, this project is subject to the Grant Agreement submittal pursuant to School Facility Program Regulation Section 1859.90.4.

SCHOOL DISTRICT DATA

Application No: 57/76786-00-008 County: Santa Barbara
 School District: Santa Barbara Unified School Name: Goleta Valley Junior High

PROJECT DATA

Type of Project:	Middle School	Application Filing Basis:	Site Specific
Pupils Assigned Under 50 Yrs:	K-6:	Pupils Assigned Over 50 Yrs:	K-6:
	7-8:		7-8: 40
	9-12:		9-12:
	Non-Severe:		Non-Severe:
	Severe:		Severe:
Financial Hardship Requested:	No	Recommended Acres:	14
Alternative Education School:	No	Existing Acres:	23.02

ADJUSTED GRANT DATA

Modernization Grant - Over 50 Yrs	\$ 272,960.00
Small Size Project	32,755.00
Accessibility/Fire Code Req.	8,189.00
Total State Share (60%)	313,904.00
District Share (40%)	209,269.00
Total Project Cost	<u>\$ 523,173.00</u>

PROJECT FINANCING

<u>State Share</u>	
This Project	\$ 313,904.00
<u>District Share</u>	
Cash Contribution	209,269.00
Financial Hardship	
Total Project Cost	<u>\$ 523,173.00</u>

HISTORY OF PROJECT COST AND APPORTIONMENT

	Fund Code	Proposition	Previously Authorized	Authorized This Action	Unfunded Approval This Action
<u>State Share</u>					
Modernization/Additional Grant	951-570	51	\$	\$ 313,904.00	\$ 313,904.00
<u>District Share</u>					
Cash Contribution				209,269.00	
Total			\$	<u>\$ 523,173.00</u>	<u>\$ 313,904.00</u>

Funding Source: Proposition 51 Bonds/2016-Nov.

Pursuant to the Board's action on March 11, 2009, this application has been approved and placed on the Unfunded List (Lack of AB 55 Loans). This approval does not constitute a guarantee or commitment of future State funding.

The District shall ensure that it is in compliance with all applicable laws, regulations and certifications it made on the program forms.

Based on the Board's action on June 5, 2017, this project is subject to the Grant Agreement submittal pursuant to School Facility Program Regulation Section 1859.90.4.

The District is responsible for ensuring that the project is compliant with Prevailing Wage Monitoring and/or Labor Compliance Program requirements at the time construction contracts are executed and/or construction commenced.

SCHOOL DISTRICT DATA

Application No: 57/72017-00-003 County: Tulare
 School District: Oak Valley Union Elementary School Name: Oak Valley Elementary

PROJECT DATA

Type of Project: Elementary School Application Filing Basis: Site Specific
 Pupils Assigned Under 50 Yrs: K-6: 225
 7-8:
 9-12:
 Non-Severe:
 Severe:
 Financial Hardship Requested: Yes

GRANT DATA

<u>Estimated Total Grant</u>		<u>Separate Design Grant</u>	
Modernization Grant	\$ 1,044,900.00	Total Design (25% of Grant) \$	261,225.00
Total State Share (60%)	1,044,900.00	Design State Share (60%)	156,735.00
Total District Share (40%)	696,600.00	Design District Share (40%)	104,490.00
Total Estimated Grant	<u>\$ 1,741,500.00</u>	District Cash Contribution \$	58,347.00
		Financial Hardship \$	46,143.00

DESIGN PROJECT FINANCING

<u>State Share</u>	
Modernization Design	\$ 156,735.00
<u>District Share</u>	
Cash Contribution	58,347.00
Financial Hardship	46,143.00
Total Design Cost	<u>\$ 261,225.00</u>

HISTORY OF PROJECT COST AND APPORTIONMENT

	Fund Code	Proposition	Previously Authorized	Authorized This Action	Unfunded Approval This Action
<u>State Share</u>					
Modernization Design Grant	951-570	51	\$	\$ 156,735.00	\$ 156,735.00
<u>District Share</u>					
Cash Contribution				58,347.00	
Financial Hardship	951-570	51		46,143.00	46,143.00
Total			<u>\$</u>	<u>\$ 261,225.00</u>	<u>\$ 202,878.00</u>

Funding Source: Proposition 51 Bonds/2016-Nov.

Pursuant to the Board's action on March 11, 2009, this application has been approved and placed on the Unfunded List (Lack of AB 55 Loans). This approval does not constitute a guarantee or commitment of future State funding.

Amounts shown for financial hardship assistance are subject to adjustment as a result of a review of the district's financial records pursuant to Regulation Section 1859.81(h) at the time of apportionment.

The District shall ensure that it is in compliance with all applicable laws, regulations and certifications it made on the program forms.

Based on the Board's action on June 5, 2017, this project is subject to the Grant Agreement submittal pursuant to School Facility Program Regulation Section 1859.90.4.

The District qualifies for financial hardship pursuant to SFP Regulation Section 1859.81(c)(4). The District has demonstrated it is financially unable to provide all or part of the matching funds and is levying the developer fees or equal alternative revenue source justified by law. The District's total bonding capacity (as of May 16, 2019) is \$5 million or less.

The District is responsible for ensuring that the project is compliant with Prevailing Wage Monitoring and/or Labor Compliance Program requirements at the time construction contracts are executed and/or construction commenced.

SCHOOL DISTRICT DATA

Application No: 57/66647-00-037 School District: Placentia-Yorba Linda Unified	County: Orange School Name: Valencia High
---	--

PROJECT DATA

Type of Project: High School Pupils Assigned Under 50 Yrs: K-6: 7-8: 9-12: 45 Non-Severe: Severe: 1 Financial Hardship Requested: No Alternative Education School: No	Application Filing Basis: Site Specific Pupils Assigned Over 50 Yrs: K-6: 7-8: 9-12: 175 Non-Severe: Severe: 4 Recommended Acres: 63.3 Existing Acres: 36.4
--	--

ADJUSTED GRANT DATA

Modernization Grant - Under 50 Yrs	\$	304,197.00
Modernization Grant - Over 50 Yrs		1,645,535.00
Fire Detection Alarm		35,295.00
Urban/Security/Impacted Site		308,691.00
Accessibility/Fire Code Req.		58,492.00
Total State Share (60%)		2,352,210.00
District Share (40%)		1,568,140.00
Total Project Cost	\$	<u>3,920,350.00</u>

PROJECT FINANCING

<u>State Share</u>		
This Project	\$	2,352,210.00
<u>District Share</u>		
Cash Contribution		1,568,140.00
Financial Hardship		
Total Project Cost	\$	<u>3,920,350.00</u>

HISTORY OF PROJECT COST AND APPORTIONMENT

	Fund Code	Proposition	Previously Authorized	Authorized This Action	Unfunded Approval This Action
<u>State Share</u>					
Modernization/Additional Grant	951-570	51	\$	\$ 2,352,210.00	\$ 2,352,210.00
<u>District Share</u>					
Cash Contribution				1,568,140.00	
Total			\$	<u>\$ 3,920,350.00</u>	<u>\$ 2,352,210.00</u>

Funding Source: Proposition 51 Bonds/2016-Nov.

Pursuant to the Board's action on March 11, 2009, this application has been approved and placed on the Unfunded List (Lack of AB 55 Loans). This approval does not constitute a guarantee or commitment of future State funding.

The District shall ensure that it is in compliance with all applicable laws, regulations and certifications it made on the program forms.

Based on the Board's action on June 5, 2017, this project is subject to the Grant Agreement submittal pursuant to School Facility Program Regulation Section 1859.90.4.

The District is responsible for ensuring that the project is compliant with Prevailing Wage Monitoring and/or Labor Compliance Program requirements at the time construction contracts are executed and/or construction commenced.

SCHOOL DISTRICT DATA

Application No: 50/75085-00-013
 School District: Rocklin Unified

County: Placer
 School Name: Granite Oaks Middle

PROJECT DATA

Type of Project: Middle School
 K-6:
 7-8: 267
 9-12:
 Non-Severe:
 Severe:
 Application Filing Basis: District Wide
 Number of Classrooms: 15
 Master Acres: 23.1
 Existing Acres: 20.47
 Proposed Acres:
 Recommended Acres: 23.1
 Facility Hardship (a): No
 Financial Hardship Requested: No
 Alternative Education School: No
 Addition to Existing Site: Yes

ADJUSTED GRANT DATA

New Construction Grant	\$	3,444,567.00
Fire Detection Alarm		5,340.00
Service Site		178,278.00
Total State Share (50%)		3,628,185.00
District Share (50%)		3,628,185.00
Total Project Cost	\$	7,256,370.00

PROJECT FINANCING

State Share
 This Project \$ 3,628,185.00
District Share
 Cash Contribution 3,628,185.00
 Financial Hardship
 Total Project Cost \$ 7,256,370.00

HISTORY OF PROJECT COST AND APPORTIONMENT

	Fund Code	Proposition	Previously Authorized	Authorized This Action		Unfunded Approval This Action
<u>State Share</u>						
New Construction/Add. Grant	951-500	51	\$	\$ 3,628,185.00	\$	3,628,185.00
<u>District Share</u>						
Cash Contribution				3,628,185.00		
Total			\$	\$ 7,256,370.00	\$	3,628,185.00

Funding Source: Proposition 51 Bonds/2016-Nov.

Pursuant to the Board's action on March 11, 2009, this application has been approved and placed on the Unfunded List (Lack of AB 55 Loans). This approval does not constitute a guarantee or commitment of future State funding.

The District shall ensure that it is in compliance with all applicable laws, regulations and certifications it made on the program forms.

Based on the Board's action on June 5, 2017, this project is subject to the Grant Agreement submittal pursuant to School Facility Program Regulation Section 1859.90.4.

The District is responsible for ensuring that the project is compliant with Prevailing Wage Monitoring and/or Labor Compliance Program requirements at the time construction contracts are executed and/or construction commenced.

SCHOOL DISTRICT DATA

Application No: 57/72215-00-002 County: Tulare
 School District: Tipton Elementary School Name: Tipton Elementary

PROJECT DATA

Type of Project: Elementary School Application Filing Basis: Site Specific
 Pupils Assigned Under 50 Yrs: K-6: 318
 7-8:
 9-12:
 Non-Severe:
 Severe:
 Financial Hardship Requested: Yes

GRANT DATA

<u>Estimated Total Grant</u>		<u>Separate Design Grant</u>	
Modernization Grant	\$ 1,476,792.00	Total Design (25% of Grant)	\$ 369,198.00
Total State Share (60%)	<u>1,476,792.00</u>	Design State Share (60%)	<u>221,519.00</u>
Total District Share (40%)	<u>984,528.00</u>	Design District Share (40%)	<u>147,679.00</u>
Total Estimated Grant	<u>\$ 2,461,320.00</u>	District Cash Contribution	\$ 14,359.00
		Financial Hardship	\$ 133,320.00

DESIGN PROJECT FINANCING

State Share
 Modernization Design \$ 221,519.00

District Share
 Cash Contribution 14,359.00
 Financial Hardship 133,320.00
 Total Design Cost \$ 369,198.00

HISTORY OF PROJECT COST AND APPORTIONMENT

	Fund Code	Proposition	Previously Authorized	Authorized This Action	Unfunded Approval This Action
<u>State Share</u>					
Modernization Design Grant	951-570	51	\$	\$ 221,519.00	\$ 221,519.00
<u>District Share</u>					
Cash Contribution				14,359.00	
Financial Hardship	951-570	51		<u>133,320.00</u>	<u>133,320.00</u>
Total			\$	<u>\$ 369,198.00</u>	<u>\$ 354,839.00</u>

Funding Source: Proposition 51 Bonds/2016-Nov.
 Pursuant to the Board's action on March 11, 2009, this application has been approved and placed on the Unfunded List (Lack of AB 55 Loans). This approval does not constitute a guarantee or commitment of future State funding.

Amounts shown for financial hardship assistance are subject to adjustment as a result of a review of the district's financial records pursuant to Regulation Section 1859.81(a) at the time of apportionment.

The District shall ensure that it is in compliance with all applicable laws, regulations and certifications it made on the program forms.

Based on the Board's action on June 5, 2017, this project is subject to the Grant Agreement submittal pursuant to School Facility Program Regulation Section 1859.90.4.

The District is responsible for ensuring that the project is compliant with Prevailing Wage Monitoring and/or Labor Compliance Program requirements at the time construction contracts are executed and/or construction commenced.

The District qualifies for financial hardship pursuant to SFP Regulation Section 1859.81(c)(1). The District has demonstrated that it is financially unable to provide all or a part of the matching funds and is levying the developer fees or equal alternative revenue source justified by law. The District's outstanding bonded indebtedness (as of May 17, 2019) is at least 60 percent of its total bonding capacity.

SCHOOL DISTRICT DATA

Application No: 57/61648-00-012 County: Contra Costa
School District: Antioch Unified School Name: Antioch High

PROJECT DATA

Type of Project: High School Application Filing Basis: Site Specific
Pupils Assigned Under 50 Yrs: K-6: 7-8: 9-12: 114 Non-Severe: 4 Severe: 2
Financial Hardship Requested: No Recommended Acres: 47.1
Alternative Education School: No Existing Acres: 31.84

ADJUSTED GRANT DATA

Table with 2 columns: Description and Amount. Rows include Modernization Grant - Under 50 Yrs (\$802,350.00), Fire Detection Alarm (19,156.00), Small Size Project (32,094.00), Accessibility/Fire Code Req. (24,071.00), Total State Share (60%) (877,671.00), District Share (40%) (585,114.00), and Total Project Cost (\$1,462,785.00).

PROJECT FINANCING

Table with 2 columns: Description and Amount. Rows include State Share, This Project (\$877,671.00), District Share, Cash Contribution (585,114.00), Financial Hardship, and Total Project Cost (\$1,462,785.00).

HISTORY OF PROJECT COST AND APPORTIONMENT

Table with 5 columns: Description, Fund Code, Proposition, Previously Authorized, Authorized This Action, and Unfunded Approval This Action. Rows include State Share, Modernization/Additional Grant (Fund Code 951-570, Proposition 51, \$877,671.00), District Share, Cash Contribution (585,114.00), and Total (\$1,462,785.00).

Funding Source: Proposition 51 Bonds/2016-Nov.

Pursuant to the Board's action on March 11, 2009, this application has been approved and placed on the Unfunded List (Lack of AB 55 Loans). This approval does not constitute a guarantee or commitment of future State funding.

The District shall ensure that it is in compliance with all applicable laws, regulations and certifications it made on the program forms.

Pursuant to Education Code Section 17070.50, valid California Department of Education approvals must be obtained for the project prior to receiving and Apportionment. Otherwise, the project will receive an occurrence for non-participation pursuant to School Facility Program Regulation Section 1859.90.3.

Based on the Board's action on June 5, 2017, this project is subject to the Grant Agreement submittal pursuant to School Facility Program Regulation Section 1859.90.4.

The District is responsible for ensuring that the project is compliant with Prevailing Wage Monitoring and/or Labor Compliance Program requirements at the time construction contracts are executed and/or construction commenced.

SCHOOL DISTRICT DATA

Application No: 50/66910-00-014
School District: Roseville City Elementary

County: Placer
School Name: Orchard Ranch Elementary

PROJECT DATA

Type of Project: Elementary School
 K-6: 600
 7-8:
 9-12:
 Non-Severe:
 Severe:

Application Filing Basis: District Wide
Number of Classrooms: 24
Master Acres: 10.2
Existing Acres:
Proposed Acres: 7.99
Recommended Acres: 10.2
Facility Hardship (a): No
Financial Hardship Requested: No
Alternative Education School: No
Addition to Existing Site: No

ADJUSTED GRANT DATA

New Construction Grant	\$ 7,318,200.00
Fire Detection Alarm	9,000.00
Sprinkler System	123,000.00
Site Acquisition	1,726,110.00
Service Site	749,490.00
Off-Site	297,921.00
Utilities	69,222.00
General Site	605,637.00
Total State Share (50%)	<u>10,898,580.00</u>
District Share (50%)	<u>10,898,580.00</u>
Total Project Cost	\$ <u><u>21,797,160.00</u></u>

PROJECT FINANCING

State Share
This Project **\$** 10,898,580.00
District Share
Cash Contribution 10,898,580.00
Financial Hardship
Total Project Cost **\$ 21,797,160.00**

HISTORY OF PROJECT COST AND APPORTIONMENT

	Fund Code	Proposition	Previously Authorized	Authorized This Action	Unfunded Approval This Action
State Share					
New Construction/Add. Grant	951-500	51	\$	\$ 10,898,580.00	\$ 10,898,580.00
District Share					
Cash Contribution				<u>10,898,580.00</u>	
Total			\$	\$ <u><u>21,797,160.00</u></u>	\$ <u><u>10,898,580.00</u></u>

Funding Source: Proposition 51 Bonds/2016-Nov.

Pursuant to the Board's action on March 11, 2009, this application has been approved and placed on the Unfunded List (Lack of AB 55 Loans). This approval does not constitute a guarantee or commitment of future State funding.

The District shall ensure that it is in compliance with all applicable laws, regulations and certifications it made on the program forms.

Based on the Board's action on June 5, 2017, this project is subject to the Grant Agreement submittal pursuant to School Facility Program Regulation Section 1859.90.4.

The District is responsible for ensuring that the project is compliant with Prevailing Wage Monitoring and/or Labor Compliance Program requirements at the time construction contracts are executed and/or construction commenced.

SCHOOL DISTRICT DATA

Application No: 57/61804-00-023 County: Contra Costa
 School District: San Ramon Valley Unified School Name: Armstrong (Neil A.) Elementary

PROJECT DATA

Type of Project: Elementary School Application Filing Basis: Site Specific
 Pupils Assigned Under 50 Yrs: K-6: 171
 7-8:
 9-12:
 Non-Severe:
 Severe:
 Financial Hardship Requested: No Recommended Acres: 12.1
 Alternative Education School: No Existing Acres: 10.04

ADJUSTED GRANT DATA

Modernization Grant - Under 50 Yrs	\$ 794,124.00
Prevailing Wage Monitoring	1,275.00
Small Size Project	31,765.00
Accessibility/Fire Code Req.	23,824.00
Total State Share (60%)	850,988.00
District Share (40%)	567,325.00
Total Project Cost	\$ 1,418,313.00

PROJECT FINANCING

<u>State Share</u>	
This Project	\$ 850,988.00
<u>District Share</u>	
Cash Contribution	567,325.00
Financial Hardship	
Total Project Cost	\$ 1,418,313.00

HISTORY OF PROJECT COST AND APPORTIONMENT

	Fund Code	Proposition	Previously Authorized	Authorized This Action	Unfunded Approval This Action
<u>State Share</u>					
Modernization/Additional Grant	951-570	51	\$	\$ 850,988.00	\$ 850,988.00
<u>District Share</u>					
Cash Contribution				567,325.00	
Total			\$	\$ 1,418,313.00	\$ 850,988.00

Funding Source: Proposition 51 Bonds/2016-Nov.

Pursuant to the Board's action on March 11, 2009, this application has been approved and placed on the Unfunded List (Lack of AB 55 Loans). This approval does not constitute a guarantee or commitment of future State funding.

The District shall ensure that it is in compliance with all applicable laws, regulations and certifications it made on the program forms.

Pursuant to Education Code Section 17070.50, valid California Department of Education approvals must be obtained for the project prior to receiving and Apportionment. Otherwise, the project will receive an occurrence for non-participation pursuant to School Facility Program Regulation Section 1859.90.3.

Based on the Board's action on June 5, 2017, this project is subject to the Grant Agreement submittal pursuant to School Facility Program Regulation Section 1859.90.4.

The District is responsible for ensuring that the project is compliant with Prevailing Wage Monitoring and/or Labor Compliance Program requirements at the time construction contracts are executed and/or construction commenced.

SCHOOL DISTRICT DATA

Application No: 57/68130-00-023 School District: Grossmont Union High	County: San Diego School Name: Mt. Miguel High
--	---

PROJECT DATA

Type of Project: High School Pupils Assigned Under 50 Yrs: K-6: 7-8: 9-12: Non-Severe: Severe: 5 Financial Hardship Requested: No Alternative Education School: No	Application Filing Basis: Site Specific Pupils Assigned Over 50 Yrs: K-6: 7-8: 9-12: Non-Severe: Severe: 32 Recommended Acres: 41.3 Existing Acres: 45
---	---

ADJUSTED GRANT DATA

Modernization Grant - Under 50 Yrs	\$ 74,010.00
Modernization Grant - Over 50 Yrs	658,080.00
Fire Detection Alarm	15,355.00
Prevailing Wage Monitoring	1,286.00
Small Size Project	87,851.00
Accessibility/Fire Code Req.	21,963.00
Total State Share (60%)	858,545.00
District Share (40%)	572,363.00
Total Project Cost	\$ 1,430,908.00

PROJECT FINANCING

<u>State Share</u>	
This Project	\$ 858,545.00
<u>District Share</u>	
Cash Contribution	572,363.00
Financial Hardship	
Total Project Cost	\$ 1,430,908.00

HISTORY OF PROJECT COST AND APPORTIONMENT

	Fund Code	Proposition	Previously Authorized	Authorized This Action	Unfunded Approval This Action
<u>State Share</u>					
Modernization/Additional Grant	951-570	51	\$	\$ 858,545.00	\$ 858,545.00
<u>District Share</u>					
Cash Contribution				572,363.00	
Total			\$	\$ 1,430,908.00	\$ 858,545.00

Funding Source: Proposition 51 Bonds/2016-Nov.

Pursuant to the Board's action on March 11, 2009, this application has been approved and placed on the Unfunded List (Lack of AB 55 Loans). This approval does not constitute a guarantee or commitment of future State funding.

The District shall ensure that it is in compliance with all applicable laws, regulations and certifications it made on the program forms.

Based on the Board's action on June 5, 2017, this project is subject to the Grant Agreement submittal pursuant to School Facility Program Regulation Section 1859.90.4.

The District is responsible for ensuring that the project is compliant with Prevailing Wage Monitoring and/or Labor Compliance Program requirements at the time construction contracts are executed and/or construction commenced.

SCHOOL DISTRICT DATA

Application No: 57/68130-00-024	County: San Diego
School District: Grossmont Union High	School Name: Grossmont High

PROJECT DATA

Type of Project: High School	Application Filing Basis: Site Specific
Pupils Assigned Under 50 Yrs:	Pupils Assigned Over 50 Yrs:
K-6:	K-6:
7-8:	7-8:
9-12:	9-12: 1134
Non-Severe:	Non-Severe:
Severe:	Severe:
Financial Hardship Requested: No	Recommended Acres: 55.2
Alternative Education School: No	Existing Acres: 44.96

ADJUSTED GRANT DATA

Modernization Grant - Over 50 Yrs	\$ 10,130,022.00
Fire Detection Alarm	171,234.00
Accessibility/Fire Code Req.	303,901.00
Two Stop Elevators	124,080.00
Total State Share (60%)	10,729,237.00
District Share (40%)	7,152,825.00
Total Project Cost	\$ 17,882,062.00

PROJECT FINANCING

<u>State Share</u>	
This Project	\$ 10,729,237.00
<u>District Share</u>	
Cash Contribution	7,152,825.00
Financial Hardship	
Total Project Cost	\$ 17,882,062.00

HISTORY OF PROJECT COST AND APPORTIONMENT

	Fund Code	Proposition	Previously Authorized	Authorized This Action	Unfunded Approval This Action
<u>State Share</u>					
Modernization/Additional Grant	951-570	51	\$	\$ 10,729,237.00	\$ 10,729,237.00
<u>District Share</u>					
Cash Contribution				7,152,825.00	
Total			\$	\$ 17,882,062.00	\$ 10,729,237.00

Funding Source: Proposition 51 Bonds/2016-Nov.

Pursuant to the Board's action on March 11, 2009, this application has been approved and placed on the Unfunded List (Lack of AB 55 Loans). This approval does not constitute a guarantee or commitment of future State funding.

The District shall ensure that it is in compliance with all applicable laws, regulations and certifications it made on the program forms.

Based on the Board's action on June 5, 2017, this project is subject to the Grant Agreement submittal pursuant to School Facility Program Regulation Section 1859.90.4.

The District is responsible for ensuring that the project is compliant with Prevailing Wage Monitoring and/or Labor Compliance Program requirements at the time construction contracts are executed and/or construction commenced.

SCHOOL DISTRICT DATA

Application No: 57/69757-00-001 County: Santa Cruz
 School District: Happy Valley Elementary School Name: Happy Valley Elementary

PROJECT DATA

Type of Project: Elementary School Application Filing Basis: Site Specific
 Pupils Assigned Under 50 Yrs: K-6: 17 Pupils Assigned Over 50 Years: K-6: 115
 7-8: 7-8:
 9-12: 9-12:
 Non-Severe: Non-Severe:
 Severe: Severe:
 Financial Hardship Requested: Yes

GRANT DATA

<u>Estimated Total Grant</u>		<u>Separate Design Grant</u>	
Modernization Grant	\$ 820,928.00	Total Design (25% of Grant)	\$ 205,232.00
Total State Share (60%)	820,928.00	Design State Share (60%)	123,139.00
Total District Share (40%)	547,285.00	Design District Share (40%)	82,093.00
Total Estimated Grant	<u>\$ 1,368,213.00</u>	District Cash Contribution	734.00
		Financial Hardship	81,359.00

DESIGN PROJECT FINANCING

State Share

Modernization Design	\$ 123,139.00
----------------------	---------------

District Share

Cash Contribution	734.00
Financial Hardship	81,359.00
Total Design Cost	<u>\$ 205,232.00</u>

HISTORY OF PROJECT COST AND APPORTIONMENT

	Fund Code	Proposition	Previously Authorized	Authorized This Action	Unfunded Approval This Action
<u>State Share</u>					
Modernization Design Grant	951-570	51	\$	\$ 123,139.00	\$ 123,139.00
<u>District Share</u>					
Cash Contribution				734.00	
Financial Hardship	951-570	51		81,359.00	81,359.00
Total			<u>\$</u>	<u>\$ 205,232.00</u>	<u>\$ 204,498.00</u>

Funding Source: Proposition 51 Bonds/2016-Nov.
 Pursuant to the Board's action on March 11, 2009, this application has been approved and placed on the Unfunded List (Lack of AB 55 Loans). This approval does not constitute a guarantee or commitment of future State funding.

Amounts shown for financial hardship assistance are subject to adjustment as a result of a review of the district's financial records pursuant to Regulation Section 1859.81(a) at the time of apportionment.

The District shall ensure that it is in compliance with all applicable laws, regulations and certifications it made on the program forms.

Based on the Board's action on June 5, 2017, this project is subject to the Grant Agreement submittal pursuant to School Facility Program Regulation Section 1859.90.4.

The District is responsible for ensuring that the project is compliant with Prevailing Wage Monitoring and/or Labor Compliance Program requirements at the time construction contracts are executed and/or construction commenced.

The District qualifies for financial hardship pursuant to SFP Regulation Section 1859.81(c)(4). The District has demonstrated it is financially unable to provide all or a part of the matching funds and is levying the developer fees or equal alternative revenue source justified by law. The District's total bonding capacity (as of May 17, 2019) is \$5 million or less.

SCHOOL DISTRICT DATA

Application No: 57/62414-00-016 County: Fresno
 School District: Sanger Unified School Name: Wash (John S.) Elementary

PROJECT DATA

Type of Project: Elementary School Application Filing Basis: Site Specific
 Pupils Assigned Under 50 Yrs: K-6: 104
 7-8:
 9-12:
 Non-Severe:
 Severe:
 Financial Hardship Requested: No Recommended Acres: 9.9
 Alternative Education School: No Existing Acres: 12.8

ADJUSTED GRANT DATA

Modernization Grant - Under 50 Yrs	\$ 482,976.00
Prevailing Wage Monitoring	775.00
Small Size Project	19,319.00
Accessibility/Fire Code Req.	14,489.00
Total State Share (60%)	517,559.00
District Share (40%)	345,039.00
Total Project Cost	\$ 862,598.00

PROJECT FINANCING

<u>State Share</u>	
This Project	\$ 517,559.00
<u>District Share</u>	
Cash Contribution	345,039.00
Financial Hardship	
Total Project Cost	\$ 862,598.00

HISTORY OF PROJECT COST AND APPORTIONMENT

	Fund Code	Proposition	Previously Authorized	Authorized This Action	Unfunded Approval This Action
<u>State Share</u>					
Modernization/Additional Grant	951-570	51	\$	\$ 517,559.00	\$ 517,559.00
<u>District Share</u>					
Cash Contribution				345,039.00	
Total			\$	\$ 862,598.00	\$ 517,559.00

Funding Source: Proposition 51 Bonds/2016-Nov.

Pursuant to the Board's action on March 11, 2009, this application has been approved and placed on the Unfunded List (Lack of AB 55 Loans). This approval does not constitute a guarantee or commitment of future State funding.

The District shall ensure that it is in compliance with all applicable laws, regulations and certifications it made on the program forms.

Pursuant to Education Code Section 17070.50, valid California Department of Education approvals must be obtained for the project prior to receiving and Apportionment. Otherwise, the project will receive an occurrence for non-participation pursuant to School Facility Program Regulation Section 1859.90.3.

Based on the Board's action on June 5, 2017, this project is subject to the Grant Agreement submittal pursuant to School Facility Program Regulation Section 1859.90.4.

The District is responsible for ensuring that the project is compliant with Prevailing Wage Monitoring and/or Labor Compliance Program requirements at the time construction contracts are executed and/or construction commenced.

SCHOOL DISTRICT DATA

Application No	54/67199-00-001	County	Riverside
School District	Perris Elementary	Charter School	Innovative Horizons Charter (Nan Sanders)
		School Name	Innovative Horizons Charter (Nan Sanders)

PROJECT DATA

Type of Project:	Elementary School
Pupils Assigned	
K-6:	
7-8:	
9-12:	
Non-Severe:	
Severe:	
Non-Toilet Sq.Ft.:	32,845
Toilet Sq.Ft.:	1,146

PRELIMINARY GRANT DATA

Charter School Base Grant	\$	6,980,414.00
Urban/Security/Impacted Site		206,800.00
Elevators		1,704,889.00
Subtotal		8,892,103.00
Inflator Factor		1,689,500.00
Total State Project Share (50%)		10,581,603.00
CSFA Lease-Payment Amount		0.00
Charter School Cash Contribution		10,581,603.00
Total Project Cost	\$	<u>21,163,206.00</u>

Application Filing Basis:	Districtwide
Number of Classrooms:	25
Existing Acres:	6.4
Proposed Acres:	0.0
Recommended Acres:	20.2

PROJECT FINANCING

<u>State Share</u>	
This Project	\$ 10,581,603.00
<u>Charter School Share</u>	
CSFA Lease Amount	
Cash Contribution	10,581,603.00
Total Project Cost	\$ <u>21,163,206.00</u>

HISTORY OF PROJECT COST AND APPORTIONMENT

	Fund Code	Proposition	Authorized This Action	Preliminary Apportionment
<u>State Share</u>				
Charter School Grant	957-540	1D	\$ 8,513,752.00	\$ 8,513,752.00
Charter School Grant	951-540	51	2,067,851.00	2,067,851.00
<u>Charter School Share</u>				
CSFA Lease Amount				
Cash Contribution			10,581,603.00	
Total Project Cost			\$ <u>21,163,206.00</u>	\$ <u>10,581,603.00</u>

Funding Sources: Proposition 1D Bonds/2006-Nov.; Proposition 51 Bonds/2016-Nov.

The Applicant shall ensure that it is in compliance with all applicable laws, regulations and certifications it made on the program forms.

Based on the Board's action on June 5, 2017, this project is subject to the Grant Agreement submittal pursuant to School Facility Program Regulation Section 1859.90.4.

The Applicant is responsible for ensuring that the project is compliant with Prevailing Wage Monitoring and/or Labor Compliance Program requirements at the time construction contracts are executed and/or construction commenced.

The above Charter School Grant is a maximum reservation of funding for each of the construction and site acquisition amounts (50 percent State share amount) and is not intended to reflect the actual project costs at the time the project is converted to a Final Charter School Apportionment (FCSA). The FCSA shall be based on SAB regulation allowances established at the time the project is converted and shall not exceed the maximum amounts in each category.

SCHOOL DISTRICT DATA

Application No 54/67199-00-002	County Riverside
School District Perris Elementary	Charter School Innovative Horizons Charter (Nan Sanders)
	School Name Innovative Horizons Charter (Nan Sanders)

PROJECT DATA

Type of Project: Elementary School

Pupils Assigned

K-6:	25
7-8:	
9-12:	
Non-Severe:	
Severe:	

Application Filing Basis: Districtwide

Number of Classrooms: 1

Existing Acres: 6.4

Proposed Acres: 0.0

Recommended Acres: 20.2

PRELIMINARY GRANT DATA

Charter School Base Grant	\$	306,500.00
Multilevel Construction		36,780.00
Urban/Security/Impacted Site		147,113.00
Site Development		448,000.00
Subtotal		938,393.00
Inflator Factor		178,295.00
Total State Project Share (50%)		1,116,688.00
CSFA Lease-Payment Amount		
Charter School Cash Contribution		1,116,688.00
Total Project Cost	\$	2,233,376.00

PROJECT FINANCING

State Share

This Project \$ 1,116,688.00

Charter School Share

CSFA Lease Amount

Cash Contribution 1,116,688.00

Total Project Cost \$ 2,233,376.00

HISTORY OF PROJECT COST AND APPORTIONMENT

	Fund Code	Proposition	Authorized This Action	Preliminary Apportionment
<u>State Share</u>				
Charter School Grant	951-540	51	\$ 1,116,688.00	\$ 1,116,688.00
<u>Charter School Share</u>				
CSFA Lease Amount				
Cash Contribution			1,116,688.00	
Total Project Cost			\$ 2,233,376.00	\$ 1,116,688.00

Funding Source: Proposition 51 Bonds/2016-Nov.

The Applicant shall ensure that it is in compliance with all applicable laws, regulations and certifications it made on the program forms.

Based on the Board's action on June 5, 2017, this project is subject to the Grant Agreement submittal pursuant to School Facility Program Regulation Section 1859.90.4.

The Applicant is responsible for ensuring that the project is compliant with Prevailing Wage Monitoring and/or Labor Compliance Program requirements at the time construction contracts are executed and/or construction commenced.

The above Charter School Grant is a maximum reservation of funding for each of the construction and site acquisition amounts (50 percent State share amount) and is not intended to reflect the actual project costs at the time the project is converted to a Final Charter School Apportionment (FCSA). The FCSA shall be based on SAB regulation allowances established at the time the project is converted and shall not exceed the maximum amounts in each category.

SCHOOL DISTRICT DATA

Application No: 50/65755-00-009
 School District: Los Banos Unified

County: Merced
 School Name: New Middle School #1

PROJECT DATA

Type of Project: Middle School
 K-6:
 7-8: 972
 9-12:
 Non-Severe: 13
 Severe:
 Application Filing Basis: District Wide
 Number of Classrooms: 37
 Master Acres: 21.9
 Existing Acres:
 Proposed Acres: 15.81
 Recommended Acres: 21.9
 Facility Hardship (a): No
 Financial Hardship Requested: No
 Alternative Education School: No
 Addition to Existing Site: No
 Core Facilities: Multi-Purpose/Kitchen,
 Gymnasium,
 Library/Media Center,
 Administration, Toilet

ADJUSTED GRANT DATA

New Construction Grant	\$ 12,837,758.00
Fire Detection Alarm	19,999.00
Sprinkler System	241,825.00
Multi-Level Constr.	32Crs. 1,337,576.00
Site Acquisition	790,688.00
Service Site	969,848.00
Off-Site	237,990.00
Utilities	124,119.00
General Site	<u>1,180,105.00</u>
Total State Share (50%)	17,739,908.00
District Share (50%)	<u>17,739,908.00</u>
Total Project Cost	<u><u>\$ 35,479,816.00</u></u>

PROJECT FINANCING

<u>State Share</u>	
This Project	\$ 17,739,908.00
<u>District Share</u>	
Cash Contribution	17,739,908.00
Financial Hardship	
Total Project Cost	<u><u>\$ 35,479,816.00</u></u>

HISTORY OF PROJECT COST AND APPORTIONMENT

	Fund Code	Proposition	Previously Authorized	Authorized This Action	Unfunded Approval This Action
<u>State Share</u>					
New Construction/Add. Grant	951-500	51	\$ 17,724,199.00	\$ 15,709.00	\$ 15,709.00
<u>District Share</u>					
Cash Contribution			<u>17,724,199.00</u>	<u>15,709.00</u>	
Total			<u><u>\$ 35,448,398.00</u></u>	<u><u>\$ 31,418.00</u></u>	<u><u>\$ 15,709.00</u></u>

Funding Source: Proposition 51 Bonds/2016-Nov.

Pursuant to the Board's action on March 11, 2009, this application has been approved and placed on the Unfunded List (Lack of AB 55 Loans). This approval does not constitute a guarantee or commitment of future State funding.

This item is being amended for purposes of increasing general site development. The project will maintain its original unfunded approval date of April 24, 2019.

The District shall ensure that it is in compliance with all applicable laws, regulations and certifications it made on the program forms.

Based on the Board's action on June 5, 2017, this project is subject to the Grant Agreement submittal pursuant to School Facility Program Regulation Section 1859.90.4.

The District is responsible for ensuring that the project is compliant with Prevailing Wage Monitoring and/or Labor Compliance Program requirements at the time construction contracts are executed and/or construction commenced.

SCHOOL DISTRICT DATA

Application Number:.....50/61259-50-002 School District:..... Oakland Unified
 County:.....Alameda School Name:..... La Esquelita Elementary
 Financial Hardship.....No

PURPOSE OF REPORT

To recommend accounting revisions to close out a completed project.

DESCRIPTION

A review of expenditures reported by the District has been made and the revisions indicated are necessary to close out this completed project. The District incurred additional eligible expenditures per SFP Regulation Sections 1859.74 and 1859.106 and may receive additional Hazardous Removal and Department of Toxic Substances Control (DTSC) funding in the amount of \$148,469.98. The District has concurred with these findings and is eligible for an additional apportionment of the State share in the amount of \$74,234.99.

Detail of Final Cost & Financing

Budget Item	Currently Approved	Required Change	Revised Approval
SFP New Construction	\$ 1,980,770.00	\$ 0.00	\$ 1,980,770.00
SFP Multi Level Construction	226,920.00	0.00	226,920.00
SFP Site Acquisition	3,245,258.00	0.00	3,245,258.00
SFP Site Other	129,810.00	0.00	129,810.00
SFP Service Site	70,164.00	0.00	70,164.00
SFP General Site	177,367.00	0.00	177,367.00
SFP Offsite	22,505.00	0.00	22,505.00
SFP Utilities	16,986.00	0.00	16,986.00
SFP Urban Security	761,341.00	0.00	761,341.00
SFP Site DTSC Fee	17,187.00	6,011.83	23,198.83
SFP Site Hazardous Removal	421,573.00	68,223.16	489,796.16
SFP Fire Detection/Alarm	3,229.00	0.00	3,229.00
SFP High Performance	186,390.00	0.00	186,390.00
SFP Labor Compliance Program	22,582.00	0.00	22,582.00
Total State Apportionment	\$ <u>7,282,082.00</u>	\$ <u>74,234.99</u>	\$ <u>7,356,316.99</u>
 Financing			
District Contribution	\$ 7,282,082.00	\$ 74,234.99	\$ 7,356,316.99
State (SFP)	<u>7,282,082.00</u>	<u>74,234.99</u>	<u>7,356,316.99</u>
Total Project Costs	\$ <u>14,564,164.00</u>	\$ <u>148,469.98</u>	\$ <u>14,712,633.98</u>

RECOMMENDATIONS

1. Approve an increase of \$148,469.98 in the total project cost from \$14,564,164.00 to \$14,712,633.98.
2. Approve an increase of \$74,234.99 in the District Contribution from \$7,282,082.00 to \$7,356,316.99.
3. Approve an increase of \$74,234.99 in the State Apportionment [Bonds/2004-Mar.; 955-500] from \$7,282,082.00 to \$7,356,316.99.
4. Approve an unfunded approval in the amount of \$74,234.99.

REPORT OF THE EXECUTIVE OFFICER
State Allocation Board Meeting, June 26, 2019

SCHOOL DISTRICT DATA

School District:ALUM ROCK UNION ELEMENTARY County:.....SANTA CLARA
 Charter School.....KIPP BAY AREA SCHOOLS School Name.HEARTWOOD ACADEMY
 Application Numbers.....54/69369-00-002

010

PURPOSE OF REPORT

To present a Charter School Facilities Program (CSFP) project for rescission.

DESCRIPTION

The CSFP permits a charter school or school district filing on behalf of a charter to apply for a Preliminary Charter School Apportionment for new construction projects and rehabilitation of district owned existing facilities that are at least 15 years old. The Preliminary Charter School Apportionment for a CSFP project must be converted within a four-year period to an adjusted grant apportionment meeting all School Facility Program (SFP) criteria, unless a single one-year extension is granted. This item rescinds a CSFP Preliminary Charter School Apportionment.

AUTHORITY

See Attachment A.

BACKGROUND

The Charter School received an unfunded approval for a Preliminary Charter School Apportionment for the Heartwood Academy rehabilitation project at the April 15, 2015 State Allocation Board meeting. The Charter School's deadline to convert to an adjusted grant apportionment was April 15, 2019. On April 9, 2019, OPSC received notification from the Charter School (Attachment B) that it did not intend to apply for the single one-year extension. The Charter School had determined that, including the extension, the project could not be completed in the allowed timeframe.

STAFF ANALYSIS/STATEMENTS

No funds were released to the Charter School. The entire amount of the Preliminary Charter School Apportionment will be unencumbered in the Charter School Facilities Account and may be used for charter school purposes.

Application No.	State Share Unfunded Amount	CSFP Lease Unfunded Amount	Total	Bond Fund
54/69369-00-002	\$4,403,597	\$4,403,597	\$8,807,194	1D

RECOMMENDATION

Rescind the SFP unfunded State Share and CSFP Lease total amount of \$8,807,194 [Bonds/2006-Nov.; 957-540].

ATTACHMENT A

AUTHORITY

School Facility Program Regulation Section 1859.107. Amending and Withdrawal of Applications.

A funding application that received an apportionment under Chapter 12 or Chapter 12.5 may not be rescinded and re-approved under the provisions of any amended law or administrative regulation unless specifically authorized by other applicable law.

A funding application, with the exception of funding applications identified in Subsection (a) below, that has received an approval pursuant to Section 1859.95, but has not received an apportionment, may receive an adjustment as allowed under Sections 1859.71, 1859.71.2(c), 1859.78.4(b) or 1859.78 at the time the apportionment is made. If the adjustment is a result of Sections 1859.71.2(c) or 1859.78.4(b), the district must submit an amended Form SAB 50-04. The amended application shall retain its OPSC processing date. No other adjustments may be made, including those resulting from changes to the regulations prior to final funding by the SAB. As an alternative, the application may be withdrawn and resubmitted for SAB approval under the provisions of any amended or new regulation that becomes effective prior to the apportionment for the project. The district must first request from the OPSC that the application be withdrawn and removed from the Unfunded List. The district may then resubmit the application to the OPSC under the provisions of the amended or new regulation once it is effective. The resubmitted application will receive a new processing date by the OPSC. School districts that have already received a site apportionment under Section 1859.81.1(a) may withdraw the application and file as an environmental hardship pursuant to Section 1859.75.1 without forfeiting their original site apportionment, provided that the new application does not exceed the amount already apportioned.

A funding application, with the exception of funding applications identified in Subsection (a) below, submitted to the OPSC that has not received an approval will receive funding under the provisions of the regulations that were in effect when the application was submitted to the OPSC and any funding adjustment authorized by Sections 1859.71.2(c) or 1859.78.4(b). If the funding adjustment is a result of Sections 1859.71.2(c) or 1859.78.4(b), the district must submit an amended Form SAB 50-04. The amended application shall retain its OPSC processing date.

At the option of the district, a funding application submitted to the OPSC that has not received an approval may be withdrawn and resubmitted for SAB approval under the provisions of any amended or new regulation once it is effective. The district must request that the application be withdrawn and removed from the OPSC workload list.

The resubmitted application will receive a new processing date by the OPSC.

At the option of the district, an Approved Application for Career Technical Education Facilities Project Funding submitted to OPSC prior to January 1, 2012 may be resubmitted for the purpose of requesting the funding as prescribed in Section 1859.71.6 or Section 1859.77.4, as applicable. To request that funding, the district must submit an amended Form SAB 50-10 at least 90 days prior to requesting an Apportionment pursuant to Section 1859.90.1 or 1859.90.2 or receiving an Apportionment pursuant to Section 1859.195. The amended application shall retain its original OPSC processing date.

- (a) A district that submitted an Approved Application request for either a Modernization Adjusted Grant or a Separate Design Apportionment for a modernization project pursuant to Section 1859.81.1 that meets the criteria in (1) and (2) below must submit a new Form SAB 50-04 that meets the criteria in Subsections (b) or (c) no later than 60 calendar days after the effective date (September 16, 2002) of this Subsection:
- (1) The Approved Application was received by the OPSC after April 29, 2002 but no later than the date this Subsection becomes effective (September 16, 2002).
 - (2) The Approved Application has not received an approval or has received an approval pursuant to Section 1859.95, but has not received an apportionment.
- (b) The new Form SAB 50-04 identifies the same number of pupils assigned to the original project or a lesser amount that is not less than 37.5 percent of the pupils originally assigned to the project (round up). In this case, the district will be required to contribute additional funds to the project to meet the 40 percent district contribution required pursuant to Section 1859.79(b). If the project was approved as a financial hardship project under the provisions of Section 1859.81, the project shall maintain its financial hardship status, however, the district will be subject to a financial review pursuant to Section 1859.81(a) to determine if there are additional district funds available for the project.

ATTACHMENT A

AUTHORITY (cont.)

- (c) The new Form SAB 50-04 identifies a lesser number of pupils assigned to the project that does not exceed an amount determined by multiplying the pupils assigned to the original project by 37.5 percent (round down). In this case, the district will not be required to contribute additional funds to the project to meet the 40 percent district contribution required pursuant to Section 1859.79(b).
- (d) If a new Form SAB 50-04 is submitted under the provisions of subsection (b), the Architect of Record or Design Professional certification made on the original Form SAB 50-04 will be accepted as satisfying the requirements of the new Form SAB 50-04.
- (e) Any Approved Application request that meets the requirements of Subsection (a) will be withdrawn 60 calendar days after the date Subsection (a) becomes effective (September 16, 2002) if the district does not submit a new Form SAB 50-04 conforming to either Subsections (b) or (c).

Any application for eligibility determination that has received an approval may be amended to comply with provisions of an amended or new regulation once it is effective. The amended application will receive a new processing date by the OPSC.

Any application for eligibility determination that has not received an approval may be amended at any time to conform to an amended or new regulation. The application shall retain its OPSC processing date.

Any application for new construction eligibility determination that has received an approval must be amended to conform to Regulation Section 1859.51(l) prior to submittal of Form SAB 50-04.

Any application for new construction eligibility determination that has not received an approval must be amended to conform to Form SAB 50-02 and Form SAB 50-03 prior to submittal of Form SAB 50-04.

Any application for modernization eligibility determination that has received an approval must be amended to conform to Regulation Section 1859.61(g) prior to submittal of Form SAB 50-04.

Any application for modernization eligibility determination that has not received an approval must be amended to conform to Form SAB 50-03 prior to submittal of Form SAB 50-04.

Districts that have received an approval of eligibility on a HSAA or Super HSAA are not required to re-establish eligibility under the provisions of Section 1859.41(a).

Districts that have requested eligibility determination on a HSAA or Super HSAA that have not received an approval must comply with the provisions of Section 1859.41(a) prior to submittal of Form SAB 50-04. The amended eligibility application shall retain its original OPSC processing date.

A district that has received an approval of its eligibility determination on a district-wide, HSAA or Super HSAA basis, but received no New Construction Grant(s), may re-file on another eligibility determination basis provided it withdraws all previously submitted Form SAB 50-04 requests for New Construction Grant(s), including those on the Unfunded List.

Note: Authority cited: Sections 17070.35 and 17078.72(l), Education Code.
Reference: Sections 17070.35, 17070.63, 17074.15, 17074.16 and 17074.56, Education Code.

Section 1859.167.2. Preliminary Apportionment Rescissions.

- (a) For projects apportioned on or before February 23, 2005 that are rescinded by the Board for purposes other than those outlined in Section 1859.166, the following will occur upon rescission:
 - (1) the SFP New Construction Eligibility will be increased for the pupils assigned to the Preliminary Charter School Application for the school district that physically contains the Charter School within its geographical boundaries.
 - (2) Those projects that have received an advanced release of funds as provided in Section 1859.164.2(a), shall be reduced to costs incurred and closed-out pursuant to Section 1859.106 with a corresponding SFP new construction baseline eligibility adjustment for the pupils assigned to the Preliminary Charter School Application.

ATTACHMENT A

AUTHORITY (cont.)

- (b) For projects apportioned on July 2, 2003 that are rescinded by the Board for purposes other than those outlined in Section 1859.166, the funds shall be returned to the program as follows:
- (1) A fund shall be established within the 2002 Charter School Facilities Account to be known as the Conversion Increase Fund. An amount equal to \$16,634,364 from Preliminary Charter School Apportionments rescinded on or before April 25, 2007 shall be transferred, on a one time basis, from the Unrestricted Charter School Fund to the Conversion Increase Fund established within that same account. The Conversion Increase Fund shall be used for the purposes outlined in Section 1859.167(b)(4).
 - (2) Funds available due to projects that rescind after April 25, 2007 shall be transferred to the Unrestricted Charter School Fund within the 2002 Charter School Facilities Account.
- (c) For projects apportioned on February 23, 2005 that are rescinded by the Board for purposes other than those outlined in Section 1859.166, the funds shall be returned to the program as follows:
- (1) A fund shall be established within the 2004 Charter School Facilities Account to be known as the Conversion Increase Fund. This fund shall be used for the purposes outlined in Section 1859.167(b)(4). This fund shall include all amounts from Preliminary Charter School Apportionments rescinded from the 2004 Charter School Facilities Account on or before April 25, 2007, plus the amounts initially reserved for the DTSC/Relocation Fund and the Hazardous Material/Waste Removal Fund established in Section 1859.163.3.
 - (2) Funds available due to project rescissions after April 25, 2007 including both the Preliminary Apportionment reservation and any amount available pursuant to subsection (c)(1) above that is not needed for a Final Charter School Apportionment, shall first be used to replenish the DTSC/Relocation Fund and the Hazardous Material/Waste Removal Fund until the cumulative deposits made back into the funds total the amount of funds initially reserved. Once these funds have been replenished, future rescinded amounts shall be returned to the Unrestricted Charter School Fund.
- (d) The maximum amount available for each individual Final Charter School Apportionment from the 2002 and/or 2004 Conversion Increase Fund shall be equal to the ratio of the project's Preliminary Charter School Apportionment to the total value of preliminary charter school apportionments awarded on February 23, 2005, for those recipients eligible for these Conversion Increase Fund funds, multiplied by the sum of the amount of funds available for the Conversion Increase Fund in both the 2002 and 2004 Charter School Facilities Accounts.
- (e) For projects apportioned after February 23, 2005 any rescinded amounts shall be transferred into the Unrestricted Charter School Fund in the appropriate Charter School Facilities Account. Projects shall be rescinded pursuant to the process described in subsection (a) above with the exception that any adjustments to the baseline eligibility shall be based on the ratio of the number of unhoused pupils pursuant to Section 1859.162.2 and the project capacity which generated the project funding to the eligible expenditures.

Any funds released are subject to the fifty percent local matching share requirement as required by Education Code Section 17078.54(d).

Note: Authority cited: Sections 17070.35 and 17078.64, Education Code.

Reference: Section 17078.54, Education Code.

Cunneen, Erin@DGS

From: Annie Weaver <annie.weaver@kippbayarea.org>
Sent: Tuesday, April 09, 2019 5:06 PM
To: Cunneen, Erin@DGS
Subject: Funding for KIPP Heartwood

Hi Erin,

I wanted to let you know that we will not be applying for the extension for Prop 1D at KIPP Heartwood. We've determined that even with the extension the project is not feasible within the timeframe. We do hope to apply for future funding rounds.

Thanks so much,
Annie

Annie Weaver
Real Estate & Facilities Manager

KIPP:BAY AREA
PUBLIC SCHOOLS

1000 Broadway, Suite 460 | Oakland, CA 94607 | 510-914-5458

www.kippbayarea.org



REPORT OF THE EXECUTIVE OFFICER
State Allocation Board Meeting, June 26, 2019

SCHOOL FACILITY PROGRAM
CAREER TECHNICAL EDUCATION FACILITIES PROGRAM UNFUNDED APPROVAL

PURPOSE OF REPORT

To present an additional project for approval for placement on the Unfunded List (Lack of AB 55 Loans) for the fifth funding cycle of the School Facility Program (SFP) Career Technical Education Facilities Program (CTEFP).

DESCRIPTION

At its May 2019 meeting, the State Allocation Board (Board) approved 70 CTEFP projects for the fifth funding cycle in the amount of \$122.4 million. This item requests the Board to approve one additional CTEFP project for placement on the Unfunded List (Lack of AB 55 Loans) and to amend the conditions on another project without any change to its approved funding. With this additional project, the Board will have approved \$123,862,947 for Cycle 5.

AUTHORITY

See Attachment A.

STAFF ANALYSIS/STATEMENTS

At the May 22, 2019 Board meeting, Staff presented the list of CTEFP projects to be funded in the fifth funding cycle as Attachment A1 totaling \$122.4 million, which left approximately \$2.6 million available from the original allocation of \$125 million for the fifth funding cycle. The next project in the funding order matrix is for Culver City Unified School District. Therefore, Staff is presenting this project for approval for placement on the Unfunded List (Lack of AB 55 Loans) as Attachment B in the amount of \$1.5 million. In addition, there is an amendment to an item for Los Angeles Unified School District to correct the special conditions.

After approving this project, approximately \$1.1 million still remains in CTEFP funds that may be applied to another project on the list included as Attachment A2. Staff is continuing to work down the funding order list in order to present an additional project(s) until the funds allocated to the fifth funding cycle are exhausted.

Staff is presenting an amended Attachment A1 to reflect the adjusted total amount of CTEFP funding approved for the fifth funding cycle, as well as an amended Attachment A2.

RECOMMENDATION

Approve the CTEFP projects included as Attachment B for application numbers 59/64444-00-002 (Culver City Unified) and 55/64733-00-026 (Los Angeles Unified).

ATTACHMENT A

AUTHORITY

EC Section 101122(a)(4) states: "The amount of five hundred million dollars (\$500,000,000) for facilities for career technical education programs pursuant to Article 13 (commencing with Section 17078.70) of Chapter 12.5 of Part 10 of Division 1 of Title 1."

SFP Regulation Section 1859.196(d) states in part:

(d) For the third and any subsequent cycles, the Board shall apportion funds regardless of Service Region.

(1) Funds shall be apportioned to the highest ranked project in each locale. In order to continue this funding process, one project from each locale must be apportioned. If there are no applications in a given locale(s), projects will be apportioned in the remaining locale(s).

(2) The process will continue until the applications or funds are exhausted, whichever comes first.

(3) In the event two or more applications have the same career technical education plan score and are in the same locale, the applicant with the highest total points in all weighted areas identified in Education Code Section 17078.72(j) will be funded first.

If a Career Technical Education Facilities Project within any funding cycle cannot be fully apportioned because insufficient funding is available, the applicant may either accept the available funding as the full and final apportionment for the project or refuse funding entirely. If funding is refused, the Board shall consider funding the next project eligible for an apportionment pursuant to this Section.

For any Career Technical Education Facilities Project not apportioned pursuant to this Section, the application shall be returned to the applicant. A Career Technical Education Facilities Project returned to the applicant may be resubmitted during a subsequent application acceptance period identified in Section 1859.191, provided the application meets the eligibility criteria in Section 1859.192.

Note: Authority cited: Sections 17070.35 and 17078.72(k), Education Code.

Reference: Section 17078.72, Education Code.

CTEFP ATTACHMENT A1
State Allocation Board Meeting, June 26, 2019

Funding Cycle	Funding Order	Application Number	CTEFP Funding Type	Applicant	Site Name	County	Locale	CDE Score	CDE Weighted Score	Prior Funding Y/N	50-10 Date Received	State Grant	Loan	Total Unfunded Approval
5	1	55/67314-00-010	New Construction	Elk Grove Unified	Elk Grove High	Sacramento	Suburban	139			2/15/2019	\$ 2,364,422	\$ -	\$ 2,364,422
5	2	55/64725-00-008	New Construction	Long Beach Unified	Jordan High	Los Angeles	Urban	138			2/15/2019	\$ 1,362,735	\$ -	\$ 1,362,735
5	3	55/69807-00-003	New Construction	San Lorenzo Valley Unified	San Lorenzo Valley High	Santa Cruz	Rural	135			2/13/2019	\$ 1,495,666	\$ 924,917	\$ 2,420,583
5	4	55/67314-00-007	New Construction	Elk Grove Unified	Florin High	Sacramento	Suburban	138.5			2/15/2019	\$ 2,999,936	\$ -	\$ 2,999,936
5	5	55/64733-00-026	New Construction	Los Angeles Unified	Monroe (James) High	Los Angeles	Urban	134.5			2/13/2019	\$ 2,834,843	\$ -	\$ 2,834,843
5	6	55/75580-00-005	New Construction	Golden Valley Unified	Liberty High	Madera	Rural	133	88		2/14/2019	\$ 3,000,000	\$ -	\$ 3,000,000
5	7	59/67447-00-003	Modernization	San Juan Unified	Casa Roble Fundamental High	Sacramento	Suburban	138	90		2/14/2019	\$ 1,500,000	\$ -	\$ 1,500,000
5	8	55/73650-00-005	New Construction	Irvine Unified	Woodbridge High	Orange	Urban	133.5			2/14/2019	\$ 3,000,000	\$ -	\$ 3,000,000
5	9	55/72769-00-001	New Construction	Wheatland Union High	Wheatland Union High	Yuba	Rural	133	87		2/14/2019	\$ 2,995,859	\$ -	\$ 2,995,859
5	10	55/72454-00-002	New Construction	Fillmore Unified	Fillmore Senior High	Ventura	Suburban	138	89		2/14/2019	\$ 3,000,000	\$ -	\$ 3,000,000
5	11	55/75598-00-001	New Construction	Caruthers Unified	Caruthers High	Fresno	Rural	133	84		2/15/2019	\$ 1,551,155	\$ -	\$ 1,551,155
5	12	55/65243-00-006	New Construction	Madera Unified	Matilda Torres High	Madera	Urban	132.5	84		2/8/2019	\$ 2,206,809	\$ -	\$ 2,206,809
5	13	55/67124-00-001	New Construction	Moreno Valley Unified	Moreno Valley High	Riverside	Suburban	137.5	90	No	2/14/2019	\$ 3,000,000	\$ -	\$ 3,000,000
5	14	59/72546-00-008	Modernization	Oxnard Union High	Oxnard High	Ventura	Rural	132.5			2/15/2019	\$ 757,998	\$ -	\$ 757,998
5	15	55/66266-00-006	New Construction	Napa Valley Unified	Vintage High	Napa	Urban	132	85		2/14/2019	\$ 3,000,000	\$ -	\$ 3,000,000
5	16	55/62117-00-013	New Construction	Clovis Unified	Buchanan High	Fresno	Suburban	137.5	90	Yes	2/14/2019	\$ 890,041	\$ -	\$ 890,041
5	17	55/61424-00-006	New Construction	Chico Unified	Inspire School Of Arts And Sciences	Butte	Urban	132	83		2/14/2019	\$ 748,639	\$ -	\$ 748,639
5	18	59/73809-00-003	Modernization	Firebaugh-Las Deltas Unified	Firebaugh High	Fresno	Rural	130.5			2/14/2019	\$ 1,146,564	\$ 1,146,564	\$ 2,293,128
5	19	55/71993-00-002	New Construction	Lindsay Unified	Lindsay Senior High	Tulare	Suburban	137.5	87		2/8/2019	\$ 3,000,000	\$ -	\$ 3,000,000
5	20	59/61259-00-002	Modernization	Oakland Unified	Fremont High	Alameda	Urban	132	81		2/15/2019	\$ 1,500,000	\$ -	\$ 1,500,000
5	21	59/75234-00-002	Modernization	Golden Plains Unified	Franquility High	Fresno	Rural	130			2/15/2019	\$ 701,415	\$ -	\$ 701,415
5	22	55/62265-00-003	New Construction	Kings Canyon Joint Unified	Reedley Middle College High	Fresno	Suburban	136.5			2/13/2019	\$ 388,061	\$ -	\$ 388,061
5	23	55/66670-00-003	New Construction	Santa Ana Unified	Valley High	Orange	Urban	131.5	87		2/12/2019	\$ 3,000,000	\$ -	\$ 3,000,000
5	24	55/63685-00-002	New Construction	Muroc Joint Unified	Desert Junior-Senior High	Kern	Rural	129			1/29/2019	\$ 3,000,000	\$ -	\$ 3,000,000
5	25	55/61150-00-001	New Construction	Castro Valley Unified	Castro Valley High	Alameda	Suburban	135.5	90		2/14/2019	\$ 2,889,208	\$ -	\$ 2,889,208
5	26	59/62166-00-005	Modernization	Fresno Unified	Hoover High	Fresno	Urban	131.5	82		2/14/2019	\$ 848,442	\$ -	\$ 848,442
5	27	55/73809-00-002	New Construction	Firebaugh-Las Deltas Unified	Firebaugh High	Fresno	Rural	126			2/14/2019	\$ 1,096,916	\$ 1,096,916	\$ 2,193,832
5	28	55/67207-00-004	New Construction	Perris Union High	Perris High	Riverside	Suburban	135.5	85		2/11/2019	\$ 3,000,000	\$ -	\$ 3,000,000
5	29	55/64725-00-006	New Construction	Long Beach Unified	Renaissance High School For The Arts	Los Angeles	Urban	130.5	89		2/15/2019	\$ 1,985,450	\$ -	\$ 1,985,450
5	30	55/76455-00-001	New Construction	Scott Valley Unified	Etna Union Senior High	Siskiyou	Rural	125.5	86		2/7/2019	\$ 500,000	\$ -	\$ 500,000
5	31	55/76869-00-003	New Construction	Wiseburn Unified	Da Vinci Science	Los Angeles	Suburban	135			12/14/2019	\$ 555,286	\$ -	\$ 555,286
5	32	59/68338-00-015	Modernization	San Diego Unified	Kearny Senior High	San Diego	Urban	130.5	86		2/13/2019	\$ 1,500,000	\$ -	\$ 1,500,000
5	33	55/69807-00-002	New Construction	San Lorenzo Valley Unified	San Lorenzo Valley High	Santa Cruz	Rural	125.5	77		2/13/2019	\$ 1,493,738	\$ 924,917	\$ 2,418,655
5	34	55/62117-00-014	New Construction	Clovis Unified	Clovis East High	Fresno	Suburban	134.5	87		2/14/2019	\$ 1,698,156	\$ -	\$ 1,698,156
5	35	55/64568-00-001	New Construction	Glendale Unified	Clark Magnet High	Los Angeles	Urban	130			2/20/2019	\$ 3,000,000	\$ -	\$ 3,000,000
5	36	55/63529-00-019	New Construction	Kern High	Kern Valley High	Kern	Rural	125			2/15/2019	\$ 428,790	\$ -	\$ 428,790
5	37	55/76869-00-002	New Construction	Wiseburn Unified	Da Vinci Design	Los Angeles	Suburban	134.5	86		12/14/2019	\$ 113,376	\$ -	\$ 113,376
5	38	55/65060-00-006	New Construction	Torrance Unified	South High	Los Angeles	Urban	130			2/11/2019	\$ 3,000,000	\$ -	\$ 3,000,000
5	39	55/65698-00-001	New Construction	Hilmar Unified	Hilmar Senior High	Merced	Rural	124			2/14/2019	\$ 861,580	\$ -	\$ 861,580
5	40	55/64352-00-005	New Construction	Centinela Valley Union High	Leuzinger High	Los Angeles	Suburban	134	90	No	2/14/2019	\$ 2,029,092	\$ -	\$ 2,029,092
5	41	55/64733-00-022	New Construction	Los Angeles Unified	Grant (Ulysses S.) Senior High	Los Angeles	Urban	129.5			2/13/2019	\$ 3,000,000	\$ -	\$ 3,000,000
5	42	55/67314-00-011	New Construction	Elk Grove Unified	Cosumnes Oaks High	Sacramento	Rural	123			2/15/2019	\$ 1,375,807	\$ -	\$ 1,375,807
5	43	55/76869-00-001	New Construction	Wiseburn Unified	Da Vinci Design	Los Angeles	Suburban	134	90	Yes	12/14/2019	\$ 130,269	\$ -	\$ 130,269
5	44	59/68338-00-010	Modernization	San Diego Unified	Mission Bay Senior High	San Diego	Urban	129	85		2/13/2019	\$ 388,562	\$ -	\$ 388,562
5	45	55/66985-00-002	New Construction	Banning Unified	Banning High	Riverside	Rural	118.5			2/15/2019	\$ 3,000,000	\$ -	\$ 3,000,000
5	46	55/67207-00-005	New Construction	Perris Union High	Perris High	Riverside	Suburban	134	85		2/11/2019	\$ 3,000,000	\$ -	\$ 3,000,000
5	47	59/68478-13-002	Modernization	San Francisco Unified	Balboa High	San Francisco	Urban	129	84	No	2/7/2019	\$ 1,433,437	\$ -	\$ 1,433,437
5	48	55/71506-00-001	New Construction	Corning Union High	Corning High	Tehama	Rural	120.5			2/14/2019	\$ 676,660	\$ -	\$ 676,660
5	49	55/67314-00-012	New Construction	Elk Grove Unified	Florin High	Sacramento	Suburban	133	82		2/15/2019	\$ 1,878,148	\$ -	\$ 1,878,148
5	50	59/64733-00-031	Modernization	Los Angeles Unified	Sun Valley High	Los Angeles	Urban	129	84	Yes	2/13/2019	\$ 1,147,372	\$ -	\$ 1,147,372
5	51	55/63685-00-001	New Construction	Muroc Joint Unified	Desert Junior-Senior High	Kern	Rural	117			1/29/2019	\$ 3,000,000	\$ -	\$ 3,000,000
5	52	55/76869-00-004	New Construction	Wiseburn Unified	Da Vinci Communications High	Los Angeles	Suburban	133	83		12/14/2019	\$ 829,096	\$ -	\$ 829,096
5	53	55/63529-00-018	New Construction	Kern High	Mira Monte High	Kern	Urban	129	82		2/15/2019	\$ 1,040,424	\$ -	\$ 1,040,424
5	54	55/65136-00-002	New Construction	William S. Hart Union High	Castaic High	Los Angeles	Rural	116.5			2/14/2019	\$ 1,788,577	\$ -	\$ 1,788,577
5	55	59/64774-00-001	Modernization	Lynwood Unified	Lynwood High	Los Angeles	Suburban	132.5	90		2/14/2019	\$ 248,946	\$ -	\$ 248,946
5	56	59/66977-00-001	Modernization	Atwood Unified	La Sierra High	Riverside	Urban	128.5			2/14/2019	\$ 1,499,528	\$ -	\$ 1,499,528
5	57	55/75242-02-002	New Construction	Val Verde Unified	Orange Vista High	Riverside	Rural	116			2/15/2019	\$ 239,941	\$ -	\$ 239,941
5	58	55/67173-00-001	New Construction	Palm Springs Unified	Desert Hot Springs High	Riverside	Suburban	132.5	89	No	2/11/2019	\$ 2,608,891	\$ -	\$ 2,608,891
5	59	55/66266-00-005	New Construction	Napa Valley Unified	Vintage High	Napa	Urban	128	84		2/14/2019	\$ 1,680,213	\$ -	\$ 1,680,213
5	60	55/75580-00-004	New Construction	Golden Valley Unified	Liberty High	Madera	Rural	114			2/14/2019	\$ 234,891	\$ -	\$ 234,891
5	61	59/72694-00-002	Modernization	Washington Unified	River City Senior High	Yolo	Suburban	132.5	89	Yes	2/15/2019	\$ 1,500,000	\$ -	\$ 1,500,000
5	62	55/65243-00-007	New Construction	Madera Unified	Matilda Torres High	Madera	Urban	128	82		2/8/2019	\$ 697,962	\$ -	\$ 697,962
5	63	55/71639-00-002	New Construction	Red Bluff Joint Union High	Red Bluff High	Tehama	Rural	112			2/8/2019	\$ 3,000,000	\$ -	\$ 3,000,000

CTEFP ATTACHMENT A1
State Allocation Board Meeting, June 26, 2019

Funding Cycle	Funding Order	Application Number	CTEFP Funding Type	Applicant	Site Name	County	Locale	CDE Score	CDE Weighted Score	Prior Funding Y/N	50-10 Date Received	State Grant	Loan	Total Unfunded Approval
5	64	59/66068-00-002	Modernization	South Monterey County High	King City High	Monterey	Suburban	132.5	86		2/8/2019	\$ 1,500,000	\$ -	\$ 1,500,000
5	65	55/64725-00-007	New Construction	Long Beach Unified	Jordan High	Los Angeles	Urban	128	80		2/15/2019	\$ 1,388,977	\$ -	\$ 1,388,977
5	66	55/66944-00-003	New Construction	Tahoe-Truckee Unified	North Tahoe High	Placer	Rural	111.5			2/15/2019	\$ 939,576	\$ -	\$ 939,576
5	67	55/62158-00-001	New Construction	Fowler Unified	Fowler High	Fresno	Suburban	131.5	85		2/15/2019	\$ 805,777	\$ -	\$ 805,777
5	68	55/62166-00-010	New Construction	Fresno Unified	Duncan (Erma) Polytechnical High	Fresno	Urban	127.5	79		2/14/2019	\$ 3,000,000	\$ -	\$ 3,000,000
5	69	55/65417-00-002	New Construction	Novato Unified	San Marin High	Marin	Suburban	131.5	82		2/12/2019	\$ 1,428,480	\$ -	\$ 1,428,480
5	70	59/61424-00-008	Modernization	Chico Unified	Chico Senior High	Butte	Urban	127.5	76		2/14/2019	\$ 363,922	\$ -	\$ 363,922
5	71	59/64444-00-002	Modernization	Culver City Unified	Culver City Senior High	Los Angeles	Suburban	131.5	80	No	2/11/2019	\$ 1,500,000	\$ -	\$ 1,500,000
												TOTAL:		\$ 123,862,947

CTEFP ATTACHMENT A2
State Allocation Board Meeting May 22, 2019

Funding Cycle	Application Number	CTEFP Funding Type	Applicant	Site	County	Locale	CDE Score	CDE Weighted Score	Prior Funding Y/N	50-10 Date Received	Estimated State Grant	Requested Loan Amount	Total Grant Request
5	55/66431-00-001	New Construction	Anaheim Union High	Magnolia High	Orange	Urban	127			2/15/2019	\$ 2,992,540	\$ -	\$ 2,992,540
5	55/67314-00-008	New Construction	Elk Grove Unified	Elk Grove High	Sacramento	Suburban	131.5	80	Yes	2/15/2019	\$ 2,371,110	\$ -	\$ 2,371,110
5	59/68809-00-009	Modernization	San Luis Coastal Unified	San Luis Coastal High	San Luis Obispo	Urban	126.5			2/4/2019	\$ 1,500,000	\$ -	\$ 1,500,000
5	55/61721-00-001	New Construction	Liberty Union High	Heritage High	Contra Costa	Suburban	131			1/31/2019	\$ 1,745,384	\$ -	\$ 1,745,384
5	55/676786-00-003	New Construction	Santa Barbara Unified	Dos Pueblos Senior High	Santa Barbara	Suburban	131			2/13/2019	\$ 1,870,955	\$ -	\$ 1,870,955
5	55/67173-00-002	New Construction	Palm Springs Unified	Desert Hot Springs High	Riverside	Suburban	130.5			2/11/2019	\$ 2,607,547	\$ -	\$ 2,607,547
5	55/69310-00-004	New Construction	Santa Maria Joint Union High	Cte Center/Ag Farm	Santa Barbara	Suburban	130.5			2/14/2019	\$ 1,153,479	\$ -	\$ 1,153,479
5	59/66068-00-001	Modernization	South Monterey County High	Greenfield High	Monterey	Suburban	130.5			2/8/2019	\$ 725,760	\$ -	\$ 725,760
5	59/67090-00-004	Modernization	Jurupa Unified	Rubidoux High	Riverside	Suburban	130.5			2/14/2019	\$ 122,769	\$ -	\$ 122,769
5	59/73445-00-002	Modernization	Hacienda La Puente Unified	Los Altos High	Los Angeles	Suburban	130.5			2/14/2019	\$ 1,227,681	\$ -	\$ 1,227,681
5	59/70953-00-002	Modernization	Sonoma Valley Unified	Sonoma Valley High	Sonoma	Suburban	130			2/8/2019	\$ 1,500,000	\$ -	\$ 1,500,000
5	55/75531-00-004	New Construction	Dinuba Unified	Dinuba High	Tulare	Suburban	129.5			2/15/2019	\$ 3,000,000	\$ 3,000,000	\$ 6,000,000
5	59/62265-00-002	Modernization	Kings Canyon Joint Unified	Reedley High	Fresno	Suburban	129			2/13/2019	\$ 429,188	\$ -	\$ 429,188
5	59/68809-00-008	Modernization	San Luis Coastal Unified	Morro Bay High	San Luis Obispo	Suburban	129			2/4/2019	\$ 1,500,000	\$ -	\$ 1,500,000
5	55/61796-02-001	New Construction	West Contra Costa Unified	El Cerrito Senior High	Contra Costa	Suburban	128			2/14/2019	\$ 1,037,417	\$ -	\$ 1,037,417
5	59/67090-00-003	Modernization	Jurupa Unified	Jurupa Valley High	Riverside	Suburban	128			2/14/2019	\$ 1,252,727	\$ -	\$ 1,252,727
5	59/73692-00-001	Modernization	Mammoth Unified	Mammoth High	Mono	Suburban	128			2/12/2019	\$ 1,500,000	\$ -	\$ 1,500,000
5	55/63164-00-001	New Construction	Imperial Unified	Imperial High	Imperial	Suburban	127.5			2/14/2019	\$ 2,099,710	\$ -	\$ 2,099,710
5	59/75085-00-004	Modernization	Rocklin Unified	Whitney High	Placer	Suburban	127.5			2/14/2019	\$ 1,487,029	\$ -	\$ 1,487,029
5	55/61796-01-001	New Construction	West Contra Costa Unified	De Anza Senior High	Contra Costa	Suburban	127			2/14/2019	\$ 462,307	\$ -	\$ 462,307
5	59/76778-00-001	Modernization	Washington Unified	Washington High	Fresno	Suburban	127			2/14/2019	\$ 610,220	\$ 610,220	\$ 1,220,440
5	55/61796-01-002	New Construction	West Contra Costa Unified	De Anza Senior High	Contra Costa	Suburban	126			2/14/2019	\$ 1,223,971	\$ -	\$ 1,223,971
5	55/65094-00-003	New Construction	West Covina Unified	Edgewood High	Los Angeles	Suburban	126			2/14/2019	\$ 3,000,000	\$ -	\$ 3,000,000
5	59/61424-00-010	Modernization	Chico Unified	Pleasant Valley Senior High	Butte	Urban	126			2/14/2019	\$ 1,500,000	\$ -	\$ 1,500,000
5	59/76828-00-001	Modernization	Santa Paula Unified	Santa Paula Union High	Ventura	Suburban	126			2/14/2019	\$ 840,332	\$ -	\$ 840,332
5	55/62166-00-011	New Construction	Fresno Unified	Sunnyside High	Fresno	Urban	125.5			2/14/2019	\$ 3,000,000	\$ -	\$ 3,000,000
5	59/72546-00-007	Modernization	Oxnard Union High	Channel Islands High	Ventura	Urban	125.5			2/15/2019	\$ 939,542	\$ -	\$ 939,542
5	55/61424-00-007	New Construction	Chico Unified	Pleasant Valley Senior High	Butte	Urban	125.3			2/14/2019	\$ 665,040	\$ -	\$ 665,040
5	55/66944-00-004	New Construction	Tahoe-Truckee Unified	Truckee High School	Placer	Suburban	125			2/15/2019	\$ 1,683,700	\$ -	\$ 1,683,700
5	55/68593-00-005	New Construction	Manteca Unified	East Union High	San Joaquin	Suburban	125			2/12/2019	\$ 3,000,000	\$ -	\$ 3,000,000
5	55/75531-00-005	New Construction	Dinuba Unified	Dinuba High	Tulare	Suburban	125			2/15/2019	\$ 3,000,000	\$ 3,000,000	\$ 6,000,000
5	59/64519-00-007	Modernization	El Monte Union High	Mountain View High	Los Angeles	Suburban	125			2/13/2019	\$ 1,402,694	\$ -	\$ 1,402,694
5	59/68759-00-003	Modernization	Lucia Mar Unified	Arroyo Grande High	San Luis Obispo	Urban	125			2/14/2019	\$ 514,681	\$ -	\$ 514,681
5	55/63164-00-002	New Construction	Imperial Unified	Imperial High	Imperial	Suburban	124.5			2/14/2019	\$ 2,820,479	\$ -	\$ 2,820,479
5	55/65094-00-004	New Construction	West Covina Unified	West Covina High	Los Angeles	Suburban	124.5			2/14/2019	\$ 3,000,000	\$ -	\$ 3,000,000
5	59/68338-00-016	Modernization	San Diego Unified	Mission Bay Senior High	San Diego	Urban	124.5			2/13/2019	\$ 1,500,000	\$ -	\$ 1,500,000
5	59/69062-00-001	Modernization	Sequoia Union High	Carlmont High	San Mateo	Suburban	124.5			2/8/2019	\$ 1,453,475	\$ -	\$ 1,453,475
5	59/69310-00-002	Modernization	Santa Maria Joint Union High	Righetti (Ernest) High	Santa Barbara	Suburban	124.5			2/14/2019	\$ 741,661	\$ -	\$ 741,661
5	59/73452-00-006	Modernization	Rowland Unified	John A. Rowland High	Los Angeles	Suburban	124.5			2/14/2019	\$ 503,150	\$ -	\$ 503,150
5	55/64352-00-004	New Construction	Centinela Valley Union High	Hawthorne High	Los Angeles	Suburban	124			2/14/2019	\$ 3,000,000	\$ -	\$ 3,000,000
5	55/70920-00-003	New Construction	Santa Rosa High	Santa Rosa High	Sonoma	Urban	124			2/14/2019	\$ 1,154,970	\$ -	\$ 1,154,970
5	59/66092-00-002	Modernization	Monterey Peninsula Unified	Marina High	Monterey	Suburban	124			2/14/2019	\$ 1,324,942	\$ -	\$ 1,324,942
5	59/68338-00-021	Modernization	San Diego Unified	University City High	San Diego	Urban	124			2/13/2019	\$ 730,930	\$ -	\$ 730,930
5	55/64733-00-024	New Construction	Los Angeles Unified	Sherman Oaks Center For Enriched St	Los Angeles	Urban	123.5			2/13/2019	\$ 1,434,430	\$ -	\$ 1,434,430
5	55/67314-00-006	New Construction	Elk Grove Unified	Pleasant Grove High	Sacramento	Suburban	123.5			2/15/2019	\$ 999,758	\$ -	\$ 999,758
5	55/67330-21-005	New Construction	Folsom-Cordova Unified	Folsom High	Sacramento	Urban	123.5			2/7/2019	\$ 3,000,000	\$ -	\$ 3,000,000
5	59/61697-00-002	Modernization	John Swett Unified	John Swett High	Contra Costa	Suburban	123.5			2/8/2019	\$ 716,429	\$ -	\$ 716,429
5	55/63925-00-003	New Construction	Hanford Joint Union High	Sierra Pacific High	Kings	Urban	123			2/14/2019	\$ 1,294,929	\$ -	\$ 1,294,929
5	55/67215-00-001	New Construction	Riverside Unified	Riverside Stem Academy	Riverside	Urban	123			2/13/2019	\$ 3,000,000	\$ -	\$ 3,000,000
5	55/66944-00-005	New Construction	Tahoe-Truckee Unified	Truckee High School	Placer	Suburban	122.5			2/15/2019	\$ 1,968,341	\$ -	\$ 1,968,341
5	55/67876-00-002	New Construction	San Bernardino City Unified	Pacific High	San Bernardino	Urban	122.5			2/15/2019	\$ 3,000,000	\$ -	\$ 3,000,000
5	55/67876-00-003	New Construction	San Bernardino City Unified	San Gorgonio High	San Bernardino	Urban	122.5			2/15/2019	\$ 3,000,000	\$ -	\$ 3,000,000
5	55/69310-00-003	New Construction	Santa Maria Joint Union High	Cte Center/Ag Farm	Santa Barbara	Suburban	122.5			2/14/2019	\$ 1,082,371	\$ -	\$ 1,082,371
5	55/69328-00-001	New Construction	Santa Ynez Valley Union High	Santa Ynez Valley Union High	Santa Barbara	Suburban	122.5			2/14/2019	\$ 3,000,000	\$ -	\$ 3,000,000
5	59/68338-00-014	Modernization	San Diego Unified	Hoover Senior High	San Diego	Urban	122.5			2/13/2019	\$ 475,457	\$ -	\$ 475,457
5	59/69310-00-003	Modernization	Santa Maria Joint Union High	Santa Maria High	Santa Barbara	Urban	122.5			2/14/2019	\$ 1,387,276	\$ -	\$ 1,387,276
5	59/69310-00-004	Modernization	Santa Maria Joint Union High	Righetti (Ernest) High	Santa Barbara	Suburban	122.5			2/14/2019	\$ 1,500,000	\$ -	\$ 1,500,000
5	59/76869-00-007	Modernization	Wiseburn Unified	Da Vinci Science	Los Angeles	Suburban	122.5			2/14/2019	\$ 499,080	\$ -	\$ 499,080
5	55/61614-00-001	New Construction	Pierce Joint Unified	Pierce High	Colusa	Suburban	122			2/14/2019	\$ 1,201,012	\$ -	\$ 1,201,012
5	55/67124-00-002	New Construction	Moreno Valley Unified	Vista Del Lago High	Riverside	Suburban	122			2/14/2019	\$ 3,000,000	\$ -	\$ 3,000,000
5	55/69468-01-003	New Construction	Fremont Union High	Homestead High	Santa Clara	Urban	122			2/13/2019	\$ 2,608,734	\$ -	\$ 2,608,734
5	59/66092-00-003	Modernization	Monterey Peninsula Unified	Marina High	Monterey	Suburban	122			2/14/2019	\$ 741,626	\$ -	\$ 741,626

CTEFP ATTACHMENT A2
State Allocation Board Meeting May 22, 2019

Funding Cycle	Application Number	CTEFP Funding Type	Applicant	Site	County	Locale	CDE Score	CDE Weighted Score	Prior Funding Y/N	50-10 Date Received	Estimated State Grant	Requested Loan Amount	Total Grant Request
5	59/66670-00-008	Modernization	Santa Ana Unified	Saddleback High	Orange	Urban	122			2/12/2019	\$ 1,500,000	\$ -	\$ 1,500,000
5	59/68338-00-011	Modernization	San Diego Unified	San Diego Science And Technolo	San Diego	Urban	122			2/13/2019	\$ 1,416,060	\$ -	\$ 1,416,060
5	59/68478-17-002	Modernization	San Francisco Unified	John O'Connell High	San Francisco	Urban	122			2/7/2019	\$ 872,909	\$ -	\$ 872,909
5	59/70540-00-002	Modernization	Fairfield-Suisun Unified	Armijo High	Solano	Urban	122			2/12/2019	\$ 1,365,070	\$ -	\$ 1,365,070
5	55/64725-00-005	New Construction	Long Beach Unified	Browning High School	Los Angeles	Urban	121.5			2/2/2019	\$ 1,399,179	\$ -	\$ 1,399,179
5	55/64733-00-025	New Construction	Los Angeles Unified	Sherman Oaks Center For Enriched St	Los Angeles	Urban	121.5			2/13/2019	\$ 1,543,627	\$ -	\$ 1,543,627
5	59/61424-00-009	Modernization	Chico Unified	Pleasant Valley Senior High	Butte	Urban	121.5			2/14/2019	\$ 1,002,117	\$ -	\$ 1,002,117
5	59/62687-00-006	Modernization	Northern Humboldt Union High	Arcata High	Humboldt	Suburban	121.5			2/12/2019	\$ 1,178,675	\$ -	\$ 1,178,675
5	59/75085-00-005	Modernization	Rocklin Unified	Rocklin High	Placer	Suburban	121			2/14/2019	\$ 1,498,834	\$ -	\$ 1,498,834
5	55/65060-00-005	New Construction	Torrance Unified	West High	Los Angeles	Urban	120.5			2/11/2019	\$ 3,000,000	\$ -	\$ 3,000,000
5	55/69583-00-001	New Construction	Morgan Hill Unified	Ann Sobrato High	Santa Clara	Suburban	120.5			2/11/2019	\$ 3,000,000	\$ -	\$ 3,000,000
5	59/68338-00-022	Modernization	San Diego Unified	Clairemont Senior High	San Diego	Urban	120.5			2/13/2019	\$ 1,500,000	\$ -	\$ 1,500,000
5	59/69310-00-001	Modernization	Santa Maria Joint Union High	Santa Maria High	Santa Barbara	Urban	120.5			2/14/2019	\$ 1,293,265	\$ -	\$ 1,293,265
5	55/61259-00-001	New Construction	Oakland Unified	Madison Middle	Alameda	Urban	120			2/15/2019	\$ 2,520,623	\$ -	\$ 2,520,623
5	55/62166-00-008	New Construction	Fresno Unified	Edison High	Fresno	Urban	120			2/14/2019	\$ 1,584,180	\$ -	\$ 1,584,180
5	55/64451-00-003	New Construction	Downey Unified	Warren High	Los Angeles	Suburban	120			2/15/2019	\$ 2,037,565	\$ -	\$ 2,037,565
5	55/73643-00-002	New Construction	Tustin Unified	Arnold O. Beckman High	Orange	Urban	120			2/14/2019	\$ 3,000,000	\$ -	\$ 3,000,000
5	59/62687-00-005	Modernization	Northern Humboldt Union High	Arcata High	Humboldt	Suburban	120			2/12/2019	\$ 85,569	\$ -	\$ 85,569
5	55/65060-00-004	New Construction	Torrance Unified	North High	Los Angeles	Urban	119.5			2/11/2019	\$ 3,000,000	\$ -	\$ 3,000,000
5	55/73437-00-003	New Construction	Compton Unified	Compton High	Los Angeles	Suburban	119.5			2/14/2019	\$ 624,053	\$ -	\$ 624,053
5	55/75572-00-001	New Construction	Waterford Unified	Waterford High	Stanislaus	Suburban	119.5			2/15/2019	\$ 166,562	\$ -	\$ 166,562
5	59/61259-00-003	Modernization	Oakland Unified	Fremont High	Alameda	Urban	119.5			2/15/2019	\$ 1,500,000	\$ -	\$ 1,500,000
5	59/76869-00-010	Modernization	Wisburn Unified	Da Vinci Communications High	Los Angeles	Suburban	119.5			2/14/2019	\$ 309,485	\$ -	\$ 309,485
5	59/76869-00-012	Modernization	Wisburn Unified	Da Vinci Communications High	Los Angeles	Suburban	119.5			2/14/2019	\$ 100,760	\$ -	\$ 100,760
5	55/68452-00-001	New Construction	Vista Unified	Rancho Buena Vista High	San Diego	Suburban	119			2/11/2019	\$ 1,374,914	\$ -	\$ 1,374,914
5	55/62166-00-012	New Construction	Fresno Unified	Edison High	Fresno	Urban	118.5			2/14/2019	\$ 1,500,406	\$ -	\$ 1,500,406
5	55/67314-00-009	New Construction	Elk Grove Unified	Pleasant Grove High	Sacramento	Suburban	118.5			2/15/2019	\$ 2,747,095	\$ -	\$ 2,747,095
5	55/68452-00-002	New Construction	Vista Unified	Rancho Buena Vista High	San Diego	Suburban	118.5			2/11/2019	\$ 1,374,914	\$ -	\$ 1,374,914
5	55/72603-00-002	New Construction	Simi Valley Unified	Santa Susana High	Ventura	Suburban	118.5			2/14/2019	\$ 2,992,540	\$ -	\$ 2,992,540
5	55/73924-00-001	New Construction	Los Alamitos Unified	Los Alamitos High	Orange	Suburban	118.5			2/13/2019	\$ 1,445,589	\$ -	\$ 1,445,589
5	59/66670-00-009	Modernization	Santa Ana Unified	Century High	Orange	Urban	118.5			2/12/2019	\$ 1,345,256	\$ -	\$ 1,345,256
5	55/70524-00-002	New Construction	Benicia Unified	Benicia High	Solano	Suburban	118			2/8/2019	\$ 2,783,348	\$ -	\$ 2,783,348
5	59/68338-00-017	Modernization	San Diego Unified	Mira Mesa Senior High	San Diego	Urban	118			2/13/2019	\$ 1,110,877	\$ -	\$ 1,110,877
5	59/73973-00-003	Modernization	Center Joint Unified	Center High	Sacramento	Suburban	118			2/11/2019	\$ 280,817	\$ -	\$ 280,817
5	55/64352-00-006	New Construction	Centinela Valley Union High	Hawthorne High	Los Angeles	Suburban	117			2/14/2019	\$ 1,977,864	\$ -	\$ 1,977,864
5	55/75523-00-005	New Construction	Porterville Unified	Monache High	Tulare	Urban	117			2/14/2019	\$ 2,992,541	\$ -	\$ 2,992,541
5	59/62687-00-004	Modernization	Northern Humboldt Union High	McKinleyville High	Humboldt	Suburban	117			2/12/2019	\$ 204,540	\$ -	\$ 204,540
5	55/69468-01-004	New Construction	Fremont Union High	Homestead High	Santa Clara	Urban	116.5			2/13/2019	\$ 1,158,511	\$ -	\$ 1,158,511
5	55/75101-00-005	New Construction	Pleasanton Unified	Foothill High	Alameda	Urban	116.5			2/15/2019	\$ 3,000,000	\$ -	\$ 3,000,000
5	55/64014-00-001	New Construction	Kelseyville Unified	Kelseyville High	Lake	Suburban	116			2/14/2019	\$ 2,992,540	\$ -	\$ 2,992,540
5	59/70540-00-001	Modernization	Fairfield-Suisun Unified	Armijo High	Solano	Urban	115			2/12/2019	\$ 1,378,933	\$ -	\$ 1,378,933
5	59/73874-00-001	Modernization	Oak Park Unified	Oak Park High	Ventura	Suburban	115			2/13/2019	\$ 818,819	\$ -	\$ 818,819
5	55/64733-00-019	New Construction	Los Angeles Unified	Boyle Heights Stem High	Los Angeles	Urban	114.5			2/13/2019	\$ 2,048,949	\$ -	\$ 2,048,949
5	55/67124-00-003	New Construction	Moreno Valley Unified	Vista Del Lago High	Riverside	Suburban	114.5			2/14/2019	\$ 3,000,000	\$ -	\$ 3,000,000
5	55/73437-00-001	New Construction	Compton Unified	Compton High	Los Angeles	Suburban	114.5			2/14/2019	\$ 3,000,000	\$ -	\$ 3,000,000
5	55/75325-00-002	New Construction	Farmersville Unified	Farmersville High	Tulare	Suburban	114.5			1/31/2019	\$ 856,431	\$ -	\$ 856,431
5	55/64733-00-021	New Construction	Los Angeles Unified	Monroe (James) High	Los Angeles	Urban	114			2/13/2019	\$ 3,000,000	\$ -	\$ 3,000,000
5	55/66670-00-001	New Construction	Santa Ana Unified	Valley High	Orange	Urban	114			2/12/2019	\$ 3,000,000	\$ -	\$ 3,000,000
5	55/64725-00-004	New Construction	Long Beach Unified	Millikan Senior High	Los Angeles	Urban	113.5			2/15/2019	\$ 1,537,435	\$ -	\$ 1,537,435
5	55/64733-00-020	New Construction	Los Angeles Unified	Monroe (James) High	Los Angeles	Urban	113.5			2/13/2019	\$ 3,000,000	\$ -	\$ 3,000,000
5	55/67330-21-004	New Construction	Folsom-Cordova Unified	Folsom High	Sacramento	Urban	113.5			2/7/2019	\$ 3,000,000	\$ -	\$ 3,000,000
5	55/75713-00-002	New Construction	Alhambra Unified	Mark Keppel High	Los Angeles	Suburban	113.5			2/14/2019	\$ 1,578,000	\$ -	\$ 1,578,000
5	55/71068-00-001	New Construction	Denair Unified	Denair High	Stanislaus	Suburban	113			2/8/2019	\$ 1,985,239	\$ -	\$ 1,985,239
5	55/71175-00-004	New Construction	Modesto City High	Modesto High	Stanislaus	Urban	113			2/14/2019	\$ 1,161,267	\$ -	\$ 1,161,267
5	59/67876-00-002	Modernization	San Bernardino City Unified	Indian Springs High	San Bernardino	Urban	113			2/15/2019	\$ 750,000	\$ -	\$ 750,000
5	55/64733-00-027	New Construction	Los Angeles Unified	Cleveland (Grover) High	Los Angeles	Urban	112.5			2/13/2019	\$ 1,472,948	\$ -	\$ 1,472,948
5	55/66944-00-002	New Construction	Tahoe-Truckee Unified	Truckee High School	Placer	Suburban	112.5			2/15/2019	\$ 1,485,634	\$ -	\$ 1,485,634
5	55/65243-00-005	New Construction	Madera Unified	Matilda Torres High	Madera	Urban	111.5			2/8/2019	\$ 1,091,133	\$ -	\$ 1,091,133
5	55/66647-00-001	New Construction	Placentia-Yorba Linda Unified	El Dorado High	Orange	Suburban	111.5			2/15/2019	\$ 2,568,735	\$ -	\$ 2,568,735
5	55/66670-00-002	New Construction	Santa Ana Unified	Segerstrom High	Orange	Urban	111.5			2/12/2019	\$ 3,000,000	\$ -	\$ 3,000,000
5	55/68585-00-002	New Construction	Lodi Unified	Bear Creek High	San Joaquin	Urban	111.5			2/14/2019	\$ 1,834,513	\$ -	\$ 1,834,513
5	55/69401-00-011	New Construction	Campbell Union High	Prospect High	Santa Clara	Suburban	111.5			2/15/2019	\$ 2,455,157	\$ 2,455,157	\$ 4,910,314

CTEFP ATTACHMENT A2
State Allocation Board Meeting May 22, 2019

Funding Cycle	Application Number	CTEFP Funding Type	Applicant	Site	County	Locale	CDE Score	CDE Weighted Score	Prior Funding Y/N	50-10 Date Received	Estimated State Grant	Requested Loan Amount	Total Grant Request
5	55/69401-00-012	New Construction	Campbell Union High	Leigh High	Santa Clara	Urban	111.5			2/15/2019	\$ 2,397,889	\$ 2,397,889	\$ 4,795,778
5	59/66621-00-005	Modernization	Orange Unified	El Modena High	Orange	Urban	111.5			2/15/2019	\$ 1,500,000	\$ -	\$ 1,500,000
5	55/69401-00-010	New Construction	Campbell Union High	Westmont High	Santa Clara	Urban	111			2/15/2019	\$ 2,472,522	\$ 2,472,522	\$ 4,945,044
5	59/61622-00-001	Modernization	Williams Unified	Williams High	Colusa	Suburban	111			2/14/2019	\$ 1,496,022	\$ -	\$ 1,496,022
5	59/64733-00-030	Modernization	Los Angeles Unified	Dorsey (Susan Miller) Senior H	Los Angeles	Urban	111			2/13/2019	\$ 795,493	\$ -	\$ 795,493
5	59/68338-00-013	Modernization	San Diego Unified	Serra Senior High	San Diego	Urban	111			2/13/2019	\$ 1,500,000	\$ -	\$ 1,500,000
5	59/68338-00-018	Modernization	San Diego Unified	Lincoln High	San Diego	Urban	111			2/13/2019	\$ 609,833	\$ -	\$ 609,833
5	59/68338-00-012	Modernization	San Diego Unified	Serra Senior High	San Diego	Urban	110.5			2/13/2019	\$ 1,500,000	\$ -	\$ 1,500,000
5	59/75242-03-001	Modernization	Val Verde Unified	Rancho Verde High	Riverside	Suburban	110.5			2/14/2019	\$ 224,132	\$ -	\$ 224,132
5	55/62166-00-007	New Construction	Fresno Unified	Edison High	Fresno	Urban	110			2/14/2019	\$ 3,000,000	\$ -	\$ 3,000,000
5	55/73437-00-002	New Construction	Compton Unified	Compton High	Los Angeles	Suburban	110			2/14/2019	\$ 2,141,231	\$ -	\$ 2,141,231
5	55/64733-00-023	New Construction	Los Angeles Unified	Grant (Ulysses S.) Senior High	Los Angeles	Urban	108.5			2/13/2019	\$ 2,842,391	\$ -	\$ 2,842,391
5	55/69583-00-002	New Construction	Morgan Hill Unified	Ann Sobrato High	Santa Clara	Suburban	108.5			2/11/2019	\$ 3,000,000	\$ -	\$ 3,000,000
5	59/64774-00-002	Modernization	Lynwood Unified	Lynwood High (Aka Lynwood Middle)	Los Angeles	Suburban	108			2/14/2019	\$ 447,994	\$ -	\$ 447,994
5	55/68452-00-003	New Construction	Vista Unified	Vista High	San Diego	Suburban	107			2/11/2019	\$ 3,000,000	\$ -	\$ 3,000,000
5	55/75101-00-006	New Construction	Pleasanton Unified	Foothill High	Alameda	Urban	107			2/15/2019	\$ 3,000,000	\$ -	\$ 3,000,000
5	59/66944-00-001	Modernization	Tahoe-Truckee Unified	Sierra Continuation High	Placer	Suburban	106.5			2/15/2019	\$ 256,250	\$ -	\$ 256,250
5	55/64725-00-003	New Construction	Long Beach Unified	Jordan High	Los Angeles	Urban	106			2/15/2019	\$ 1,492,540	\$ -	\$ 1,492,540
5	55/62166-00-009	New Construction	Fresno Unified	Fresno High	Fresno	Urban	105.5			2/14/2019	\$ 1,887,745	\$ -	\$ 1,887,745
5	55/64733-00-028	New Construction	Los Angeles Unified	Huntington Park Senior High	Los Angeles	Suburban	105			2/13/2019	\$ 2,722,723	\$ -	\$ 2,722,723
5	55/71217-00-002	New Construction	Patterson Joint Unified	Patterson High	Stanislaus	Suburban	105			2/11/2019	\$ 2,992,540	\$ -	\$ 2,992,540
5	59/68338-00-019	Modernization	San Diego Unified	La Jolla Senior High	San Diego	Urban	105			2/13/2019	\$ 442,880	\$ -	\$ 442,880
											\$250,630,496	\$ 13,935,788	\$ 264,566,284

CTEFP - ATTACHMENT B

SAB Meeting: June 26, 2019

Career Technical Educational Facilities Program - Grant Approval

APPLICANT DATA

Application No:	59/64444-00-002	Site Name:	Culver City Senior High
County:	Los Angeles	Industry Sector:	Arts, Media, and Entertainment
Applicant:	Culver City Unified	Pathway:	Performing Arts Production and Managerial Arts

PROJECT DATA

Type of Project:	Modernization
Reservation of Funds:	Y
Loan Requested:	N
Qualifying SFP Project:	n/a
Number of CTE Classrooms:	4
SFP Classroom Allowance Deduction:	n/a

GRANT DATA

Eligible Project Costs (50%)	
Construction:	\$ 1,500,000.00
Equipment:	-
Site Development:	-
SFP Deduction:	0.00
Total State Share (50%)	1,500,000.00
District Share (50%)	1,500,000.00
Total Project Costs	\$ 3,000,000.00

PROJECT FINANCING

Fund Code		
State Share (50%)		
This Project	951-600	\$ 1,500,000.00
District Share (50%)		
Cash Contribution		1,500,000.00
Total Project Cost		\$ 3,000,000.00

Funding Source: Proposition 51 Bonds/2016-Nov.

Pursuant to the Board's action on March 11, 2009, this application is presented for unfunded approval and placement on the Unfunded List (Lack of AB 55 Loans). This approval does not constitute a guarantee or commitment of future State funding.

Pursuant to School Facility Program Regulation Section 1859.90.4, the applicant is required to submit a signed Grant Agreement for the project prior to or concurrent with a request for the release of funds.

Pursuant to School Facility Program Regulation Section 1859.199, the State portion of any and all project savings realized from the funding of a Career Technical Education Facilities Program project must be returned to the State.

The Applicant shall ensure that it is in compliance with all applicable laws, regulations and certifications it made on the program forms.

The Applicant is responsible for ensuring that the project is compliant with Prevailing Wage Monitoring and/or Labor Compliance Program requirements at the time construction contracts are executed and/or construction commenced.

The Applicant has requested a Reservation of Funds. Pursuant to School Facility Program Regulation Section 1859.197, the Applicant is required to submit the California Department of Education plan approval and the Division of the State Architect approved plans and specifications to the Office of Public School Construction within 12 months of receiving an Apportionment. If this requirement is not met, the Apportionment will be rescinded without further Board action.

CTEFP - ATTACHMENT B

SAB Meeting: June 26, 2019

Career Technical Educational Facilities Program - Amended Grant Approval

APPLICANT DATA

Application No:	55/64733-00-026	Site Name:	Monroe (James) High
County:	Los Angeles	Industry Sector:	Engineering and Architecture
Applicant:	Los Angeles Unified	Pathway:	Engineering Design

PROJECT DATA

Type of Project:	New Construction
Reservation of Funds:	N
Loan Requested:	N
Qualifying SFP Project:	58/67433-00-003
Number of CTE Classrooms:	1
SFP Classroom Allowance Deduction:	n/a

GRANT DATA

Eligible Project Costs (50%)	
Construction:	\$ 2,318,985.00
Equipment:	515,858.00
Site Development:	-
SFP Deduction:	0.00
Total State Share (50%)	<u>2,834,843.00</u>
District Share (50%)	<u>2,834,843.00</u>
Total Project Costs	<u>\$ 5,669,686.00</u>

PROJECT FINANCING

Fund Code		
State Share (50%)		
This Project	951-600	\$ 2,834,843.00
District Share (50%)		
Cash Contribution		2,834,843.00
Total Project Cost		<u>\$ 5,669,686.00</u>

Funding Source: Proposition 51 Bonds/2016-Nov.

Pursuant to the Board's action on March 11, 2009, this application is presented for unfunded approval and placement on the Unfunded List (Lack of AB 55 Loans). This approval does not constitute a guarantee or commitment of future State funding.

Pursuant to School Facility Program Regulation Section 1859.90.4, the applicant is required to submit a signed Grant Agreement for the project prior to or concurrent with a request for the release of funds.

Pursuant to School Facility Program Regulation Section 1859.199, the State portion of any and all project savings realized from the funding of a Career Technical Education Facilities Program project must be returned to the State.

The Applicant shall ensure that it is in compliance with all applicable laws, regulations and certifications it made on the program forms.

The Applicant is responsible for ensuring that the project is compliant with Prevailing Wage Monitoring and/or Labor Compliance Program requirements at the time construction contracts are executed and/or construction commenced.

This funding represents a portion of the grant amounts for which the District is eligible. An adjustment will be presented at a future SAB meeting.

Errors & Omissions: Staff is amending the May 22, 2019 SAB unfunded grant approval to reflect that this project is not a Reservation of Funds.

REPORT OF THE EXECUTIVE OFFICER
State Allocation Board Meeting, June 26, 2019

SCHOOL FACILITY PROGRAM
SUBSTANTIAL PROGRESS REDUCTION TO COSTS INCURRED

PURPOSE OF REPORT

To present School Facility Program (SFP) project apportionments to be reduced to eligible costs incurred.

DESCRIPTION

The SFP projects listed on the Attachment are for a financial hardship District that received a separate design fund release. The District has either requested to have their projects reduced to costs incurred or has not met the substantial progress requirement or has indicated that they will be unable to move forward with the SFP projects listed on the Attachment. The District has requested that their apportionments be reduced to costs incurred to recognize eligible costs for the separate design phase.

AUTHORITY

Pursuant to Education Code Section 17076.10(b), sufficient evidence of substantial progress for the design, site and adjusted grant apportionments shall be due 18 months from the date any funds were released to the district. The SFP Regulation Section 1859.105 requires that when an apportionment is reduced to project costs incurred or rescinded, all State funds not used to finance eligible expenditures are to be returned to the State Allocation Board (SAB). The SFP Regulations also stipulate that interest earned on State funds, which is not used to finance eligible expenditures, is due to the SAB.

RECOMMENDATIONS

1. Find that the District is unable to meet the substantial progress requirements or indicated that they will be unable to move forward with the project listed on the Attachment.
2. Reduce the funded apportionment to costs incurred for the project listed on the Attachment.
3. Direct Staff to adjust the District's baseline eligibility, according to the increases (identified in the "Pupils Returned to the District's Baseline" column) on the Attachment.

**ATTACHMENT
SCHOOL FACILITY PROGRAM
SUBSTANTIAL PROGRESS REDUCTION TO COSTS INCURRED
State Allocation Board Meeting, June 26, 2019**

		Pupil Grant Adjustments			Grant Adjustments				
		Original Pupils Assigned to Apportionment		Pupils Returned to the District's Baseline					
District/ County/ Application Number		Type of Pupils	Number of Pupils	Number of Pupils	State/FH Contribution	District Contribution	Interest	Amount of Eligible Expenditures	Reduction in Apportionment
Design Grant	Alisal Union School District Monterey 57/65961-00-006	K-6	253	215	\$212,900.00	\$0.00	\$0.00	\$212,900.00	\$0.00
	Alisal Union School District Monterey 57/65961-00-007	K-6	200	170	\$168,300.00	\$0.00	\$0.00	\$168,300.00	\$0.00
	Alisal Union School District Monterey 57/65961-00-008	K-6	500	425	\$420,750.00	\$0.00	\$0.00	\$420,750.00	\$0.00
TOTAL:									\$0.00

Unused Sites Program

REPORT OF THE EXECUTIVE OFFICER
State Allocation Board Meeting, June 26, 2019

UNUSED SITES

EXHIBIT/APPL. NO. 92/65581-00-00

Mendocino Unified – Mendocino County

PURPOSE OF REPORT

To present the District's request for the State Allocation Board (Board) to grant a refund of the 2017/2018 Fiscal Year unused site assessment fee.

DESCRIPTION

The District was assessed an unused site fee of \$1,421 for the 2017/2018 Fiscal Year at the December 11, 2018 Board meeting, and is scheduled to be deducted from the District's State School Fund Apportionment during the months of February through May 2019. The District recently submitted documentation indicating that this district is a "basic aid district". Therefore, the District is eligible for a refund for the unused site assessment fee withheld for the 2017/2018 Fiscal Year.

<u>Site</u>	<u>Year</u>	<u>Annual Payment</u>	<u>Recommendation</u>
Old Grammar School Rec Center	2017/2018	\$1,421	Refund

AUTHORITY

Pursuant to Education Code (EC) Section 17222, in no event shall the unused site deductions from the State School Fund exceed an amount which would result in a district's receiving, in any school year, less than one hundred twenty dollars (\$120) per pupil in average daily attendance in the district during the preceding school year.

BACKGROUND

As required by law, all school districts are required to report any unused school sites to the Board annually. The school districts self-certify requests for waivers and reduction of fees based on certain criteria outlined in EC Section 17219. EC Section 17222 allows for districts to receive a waiver if the district is considered a "basic aid district". The District recently submitted documentation certifying that it is a "basic aid district", which is an allowable waiver and, therefore, should not be charged unused site assessment fees on this site.

STAFF ANALYSIS/STATEMENTS

The District has provided documentation to support its request.

RECOMMENDATION

Approve the District's request for a refund of the 2017/2018 Fiscal Year unused site assessment fee in the amount of \$1,421 and notify the State Controller's Office to refund the Annual Payment.

REPORT OF THE EXECUTIVE OFFICER
State Allocation Board Meeting, June 26, 2019

UNUSED SITES PROGRAM
CORRECTED ASSESSMENTS

PURPOSE OF REPORT

To request the State Allocation Board (Board) approve adjustments to the fee assessment for the Unused Sites Program.

DESCRIPTION

Current statute requires all school districts to report their unused sites to the Board on an annual basis. Using the information provided, the school districts are assessed a fee for each unused site equal to one percent of the value of the site. A school district may request a waiver or a reduction of the fee for any site, provided that the school district meets certain criteria for the use of the site. School districts are also required to report any newly acquired site or sites that are no longer being used for school purposes. A site may be deleted from the Unused Sites Program when a school district sells a site, begins construction on a site or reopens a site for school purposes.

At the December 2018 meeting, the Board approved fee assessments for the Fiscal Year 2017/2018. Staff recently discovered the assessed values were calculated incorrectly which resulted in understated assessed property values and the resulting fee assessment.

This item is requesting the Board approve the corrected nonuse payments as shown on the attachment.

AUTHORITY

See Attachment A.

BACKGROUND

As required by law, all school districts are required to report any unused school sites to the Board annually. The school districts self-certify requests for waivers and reduction of fees based on certain criteria outlined in Education Code Section 17219. In addition, school districts are required to report any newly acquired or closed school sites. An unused school site may be deleted if a school district has sold, constructed a new school or reopened a previously closed school site.

Funds collected by the State Controller's Office are transferred to the State School Site Utilization Fund.

STAFF ANALYSIS/STATEMENTS

The school districts on Attachment B were assessed unused school site fees based on the self-certified reports of unused sites that were submitted to the Office of Public School Construction. This information is the basis to authorize the State Controller's Office to withhold an amount equal to the school districts' total assessed fee, in four equal installments, during the months of February through May as prescribed in law. Staff incorrectly calculated the change in assessed value from 2016/2017 to 2017/2018 at 1.069 percent instead of 6.9 percent. A total of \$4,230,938 was withheld for the Fiscal Year 2017/2018. This corrected item will withhold an additional \$231,618.

RECOMMENDATION

Authorize the State Controller's Office to withhold each school district's corrected nonuse payments as listed on Attachment B.

ATTACHMENT A

Education Code (EC) Section 17219. (a) Whenever a school district acquires or has acquired a site for school purposes, as determined by the State Allocation Board, and does not use the site within (1) five years of the date of acquisition for the kindergarten, if any, and any of grades 1 to 8, inclusive, maintained by an elementary school district or a unified school district, or, (2) seven years of the date of acquisition for any of grades 7 to 12, inclusive, maintained by a high school district or a unified school district, or if a school district has a site at any grade level that has previously been used but has not been used for school purposes within the preceding five years, the school district shall be subject to nonuse payments, unless the State Allocation Board, from time to time, makes a determination that the school district will utilize the property for the purpose for which it was intended within a reasonable period of time, in a specific amount for each additional year in which the site is retained and not used by the district beyond the foregoing specified periods, except the first additional year shall be deemed to end not earlier than April 30, 1973.

(b) Payment shall not be required under this section as to any site having a value of twenty thousand dollars (\$20,000) or less. Commencing on January 1, 1988, and annually thereafter, the State Allocation Board shall increase this exemption figure by the amount of the current fiscal year inflation adjustment specified in Section 42238.1, if any.

(c) The payments required shall be computed by the Executive Officer of the State Allocation Board and certified to the Controller, and payments shall be equal to one one-hundredth (1/100) of the original purchase price of the site modified by either a factor reflecting the change in assessed value of all lands in the state from the date of purchase of the site to the current date or any other factor that in the determination of the State Allocation Board is applicable to the site under consideration.

(d) Whenever the State Allocation Board has determined that a school district in good faith has, within the preceding year, advertised the schoolsite for sale to the highest bidder pursuant to the provisions of Article 4 (commencing with Section 17455) of Chapter 4 of Part 10.5 and has received no bids that in the judgment of the State Allocation Board reflect the fair market value of the property, the Executive Officer of the State Allocation Board shall not compute any nonuse payments for the site for a period of one year beyond the date of the determination.

(e) Nonuse payments shall not be required for any year with respect to a schoolsite that for one-half or more of the number of days of that year has been utilized for any of the following purposes:

(1) By the school district, or by any other governmental entity pursuant to agreement with the school district, for school purposes, for use as a civic center, or for community playground, playing field, or other outdoor recreational purposes. "Civic center," for this purpose, means a site used for one or more of the purposes described in Section 40041.

(2) By the State Allocation Board, pursuant to agreement with the school district, for the storage of emergency portable classrooms.

(3) By the school district, or by any other public or private entity pursuant to agreement with the school district, for the operation of a child care program.

(f) Nonuse payments shall not be required for any year with respect to a schoolsite that was leased at least one-half of the days in that year in a manner that subjected the site to property taxes equal to the taxes that would have been paid if the site had been sold.

EC Section 17221. The amount of any nonuse payments required of any school district under Section 17219 shall be reduced, without regard to fiscal year, by the amount of the proceeds, resulting from the lease of district property that is subject to that section, that are expended by the district the payment of bond debt service costs that are directly related to the actual construction of school facilities.

EC Section 17222. The Controller shall, during the next fiscal year following that in which the Executive Officer of the State Allocation Board certifies to him or her the amount of payment, deduct the total amount of the payment of each district in equal amounts from each of the February, March, April and May installments of the apportionments made to the district from the State School Fund under Sections 46304, 46305, and 41050, Sections 41330 to 41343, inclusive, and Sections 41600 to 41972, inclusive, whichever are in effect. However, in no event shall the deductions exceed an amount which would result in a district's receiving, in any school year, from the State School Fund, less than one hundred twenty dollars (\$120) per pupil in average daily attendance in the district during the preceding

school year. On order of the Controller, the amount so deducted shall be transferred to the State School Site Utilization Fund which is hereby created.

EC Section 17223. (a) Whenever a school district has either begun to use an unused site or has sold that site within two years of the date the Controller, pursuant to Section 17222, has deducted a certified nonuse payment from the district's State School Fund apportionment, the State Allocation Board shall certify that fact to the Controller. The Controller shall then cease to withhold any additional payments and shall return to the district from the State School Site Utilization Fund the payments, without interest, which had been withheld for the particular site during the prior fiscal year and the current fiscal year.

(b) If the school district begins to use or has sold the site more than two years after the aforesaid date, the State Allocation Board shall so certify to the Controller and no further payments shall be withheld as specified in Section 17222.

EC Section 17224. Any funds in the State School Site Utilization Fund, including interest, that are not subject to return to a school district pursuant to Section 17223 shall revert to the Deferred Maintenance Fund.

**Unused Sites Assessments
Fiscal Year 2017/2018
Attachment B**

COUNTY
DISTRICT

SITE	December 11, 2018 SAB Approved Assessed Value	Corrected Assessed Value	December 11, 2018 SAB Approved Assessed Fee	Corrected Assessed Fee	Assessed Fee Difference
ALAMEDA					
75101 PLEASANTON UNIFIED					
JOSHUA A. NEAL ELEMENTARY (946-1350-013)	\$5,206,049	\$5,506,350	\$52,060	\$55,064	\$3,004
PLEASANTON UNIFIED TOTAL:			\$52,060	\$55,064	\$3,004
61309 SAN LORENZO UNIFIED					
MARTIN (Unknown)	\$5,375,013	\$5,685,060	\$53,750	\$56,851	\$3,101
SAN LORENZO UNIFIED TOTAL:			\$53,750	\$56,851	\$3,101
ALAMEDA COUNTY TOTAL:			\$105,810	\$111,915	\$6,105
CONTRA COSTA					
61648 ANTIOCH UNIFIED					
CAMARA SCHL. SITE (057-041-001, 057)	\$2,628,274	\$2,779,881	\$26,283	\$27,799	\$1,516
HILLCREST (052-460-012-9)	\$815,884	\$862,947	\$8,159	\$8,629	\$470
MOLLER RANCH SITE (075-051-004, 005)	\$1,318,622	\$1,394,684	\$13,186	\$13,947	\$761
ANTIOCH UNIFIED TOTAL:			\$47,628	\$50,375	\$2,747
61721 LIBERTY UNION HIGH					
NEW HIGH #4 (018-310-011-4)	\$3,032,100	\$3,207,001	\$30,321	\$32,070	\$1,749
LIBERTY UNION HIGH TOTAL:			\$30,321	\$32,070	\$1,749
61754 MT. DIABLO UNIFIED					
ALVES RANCH (11.26 ACRES) (094-780-017-6)	\$1,532,402	\$1,620,796	\$15,324	\$16,208	\$884
MT. DIABLO UNIFIED TOTAL:			\$15,324	\$16,208	\$884
61788 PITTSBURG UNIFIED					
HARBOR STREET (088-300-018)	\$3,115,247	\$3,294,944	\$31,152	\$32,949	\$1,797
PITTSBURG UNIFIED TOTAL:			\$31,152	\$32,949	\$1,797
61796 WEST CONTRA COSTA UNIFIED					
ADAMS MIDDLE (520-032-002, 520)	\$2,367,666	\$2,504,240	\$23,677	\$25,042	\$1,365
SEAVIEW ELEMENTARY (403-482-043, 403)	\$6,527,921	\$6,904,471	\$65,279	\$69,045	\$3,766
WEST CONTRA COSTA UNIFIED TOTAL:			\$88,956	\$94,087	\$5,131
CONTRA COSTA COUNTY TOTAL:			\$213,381	\$225,689	\$12,308
EL DORADO					
10090 EL DORADO COUNTY OFFICE OF EDUCATION					
TAHOE HOUSE (032-203-031-100)	\$165,863	\$175,430	\$1,659	\$1,754	\$95
EL DORADO COUNTY OFFICE OF EDUCATION TOTAL:			\$1,659	\$1,754	\$95
EL DORADO COUNTY TOTAL:			\$1,659	\$1,754	\$95
FRESNO					
73965 CENTRAL UNIFIED					
SIERRA/CONSTANCE (30619038,37,12)	\$2,018,070	\$2,134,478	\$20,181	\$21,345	\$1,164
CENTRAL UNIFIED TOTAL:			\$20,181	\$21,345	\$1,164
62117 CLOVIS UNIFIED					
MILLERTON NEW TOWN ELEMENTARY (300-541-04, 07)	\$386,976	\$409,298	\$3,870	\$4,093	\$223

**Unused Sites Assessments
Fiscal Year 2017/2018
Attachment B**

COUNTY
DISTRICT

SITE	December 11, 2018 SAB Approved Assessed Value	Corrected Assessed Value	December 11, 2018 SAB Approved Assessed Fee	Corrected Assessed Fee	Assessed Fee Difference	
	CLOVIS UNIFIED TOTAL:			\$3,870	\$4,093	\$223
62166 FRESNO UNIFIED						
	KONKEL PROJECT (331-13-20T)	\$1,051,023	\$1,111,649	\$10,510	\$11,116	\$606
	FRESNO UNIFIED TOTAL:			\$10,510	\$11,116	\$606
62265 KINGS CANYON JOINT UNIFIED						
	DISTRICT OPERATIONS-ALTA (373-350-14)	\$818,096	\$865,286	\$8,181	\$8,653	\$472
	KINGS CANYON JOINT UNIFIED TOTAL:			\$8,181	\$8,653	\$472
75275 SIERRA UNIFIED						
	AUBERRY ELEMENTARY (128-560-12)	\$109,211	\$115,511	\$1,092	\$1,155	\$63
	MILLERTON (Unknown)	\$458,022	\$484,442	\$4,580	\$4,844	\$264
	SIERRA ELEMENTARY (138-140-39)	\$76,944	\$81,382	\$769	\$814	\$45
	SIERRA UNIFIED TOTAL:			\$6,441	\$6,813	\$372
76778 WASHINGTON UNIFIED						
	NEW MIDDLE SITE 1 (238-150-26 & 140)	\$525,513	\$555,826	\$5,255	\$5,558	\$303
	WASHINGTON UNIFIED TOTAL:			\$5,255	\$5,558	\$303
	FRESNO COUNTY TOTAL:			\$54,438	\$57,578	\$3,140
IMPERIAL						
63073 BRAWLEY ELEMENTARY						
	PARKSIDE ESTATES (046-349-03-01)	\$927,654	\$981,164	\$9,277	\$9,812	\$535
	BRAWLEY ELEMENTARY TOTAL:			\$9,277	\$9,812	\$535
63107 CALIPATRIA UNIFIED						
	CALIPATRIA HIGH - FARM (023-060-10)	\$126,124	\$133,399	\$1,261	\$1,334	\$73
	CALIPATRIA UNIFIED TOTAL:			\$1,261	\$1,334	\$73
63164 IMPERIAL UNIFIED						
	NEW ELEMENTARY 12 ACRE (044-200-028)	\$1,005,132	\$1,063,111	\$10,051	\$10,631	\$580
	IMPERIAL UNIFIED TOTAL:			\$10,051	\$10,631	\$580
63214 SAN PASQUAL VALLEY UNIFIED						
	OGILBY	\$47,514	\$50,255	\$0	\$502	\$502
	SAN PASQUAL VALLEY UNIFIED TOTAL:			\$0	\$502	\$502
	IMPERIAL COUNTY TOTAL:			\$20,589	\$22,279	\$1,690
KERN						
63321 BAKERSFIELD CITY ELEMENTARY						
	5600 MORNING DRIVE (437-010-15)	\$380,117	\$402,043	\$3,801	\$4,020	\$219
	BAKERSFIELD CITY ELEMENTARY TOTAL:			\$3,801	\$4,020	\$219
63412 DELANO JOINT UNION HIGH						
	M.D.B. & M SITE (520-010-01-00-7)	\$469,640	\$496,730	\$4,696	\$4,967	\$271
	DELANO JOINT UNION HIGH TOTAL:			\$4,696	\$4,967	\$271
63404 DELANO UNION ELEMENTARY						
	CNG & MOT FACILITY (521-090-17/27)	\$565,040	\$597,633	\$5,650	\$5,976	\$326

**Unused Sites Assessments
Fiscal Year 2017/2018
Attachment B**

COUNTY
DISTRICT

SITE	December 11, 2018 SAB Approved Assessed Value	Corrected Assessed Value	December 11, 2018 SAB Approved Assessed Fee	Corrected Assessed Fee	Assessed Fee Difference
DELANO UNION ELEMENTARY TOTAL:					
			\$5,650	\$5,976	\$326
63438 EDISON ELEMENTARY					
EUCALYPTUS PROPERTY (388 40 12)	\$790,454	\$836,050	\$7,905	\$8,361	\$456
EUCALYPTUS PROPERTY 2 (9.22 ACRES) (388-140-03)	\$1,341,337	\$1,418,709	\$13,413	\$14,187	\$774
EDISON ELEMENTARY TOTAL:					
			\$21,318	\$22,548	\$1,230
10157 KERN COUNTY OFFICE OF EDUCATION					
COTTONWOOD ROAD (170-270-18)	\$1,053,456	\$1,114,223	\$10,535	\$11,142	\$607
KERN COUNTY OFFICE OF EDUCATION TOTAL:					
			\$10,535	\$11,142	\$607
63552 LAKESIDE UNION					
LAKESIDE #4 (542-010-05-3)	\$237,345	\$251,036	\$2,373	\$2,510	\$137
LAKESIDE #5 (27 ACRES) (542-010-07-9)	\$658,207	\$696,174	\$6,582	\$6,962	\$380
LAKESIDE UNION TOTAL:					
			\$8,955	\$9,472	\$517
63628 MARICOPA UNIFIED					
42-280-05 (Unknown)	\$346,225	\$366,196	\$3,462	\$3,662	\$200
MARICOPA UNIFIED TOTAL:					
			\$3,462	\$3,662	\$200
63677 MOJAVE UNIFIED					
LOT 332 (Unknown)	\$349,830	\$370,009	\$3,498	\$3,700	\$202
RED ROCK ELEMENTARY (181050048)	\$916,932	\$969,823	\$9,169	\$9,698	\$529
MOJAVE UNIFIED TOTAL:					
			\$12,667	\$13,398	\$731
63578 RICHLAND UNION ELEMENTARY					
SITE 5-KIRSCHENMANN (026-160-10)	\$58,385	\$61,753	\$584	\$618	\$34
RICHLAND UNION ELEMENTARY TOTAL:					
			\$584	\$618	\$34
63776 SOUTHERN KERN UNIFIED					
SCRUGGS (Unknown)	\$284,793	\$301,221	\$2,848	\$3,012	\$164
WILLOW SPRINGS ROAD (Unknown)	\$166,312	\$175,905	\$1,663	\$1,759	\$96
SOUTHERN KERN UNIFIED TOTAL:					
			\$4,511	\$4,771	\$260
63826 TEHACHAPI UNIFIED					
ALPINE FOREST SITE (325-031-01-00-7)	\$145,450	\$153,840	\$1,455	\$1,538	\$83
CHERRY LANE SITE (416-110-14)	\$238,589	\$252,352	\$2,386	\$2,524	\$138
MOUNTAIN MEADOWS SITE (223-272-01-00-1)	\$209,243	\$221,313	\$2,092	\$2,213	\$121
STALLION SPRINGS SITE 2 (318-200-01-00)	\$267,933	\$283,388	\$2,679	\$2,834	\$155
TEHACHAPI UNIFIED TOTAL:					
			\$8,612	\$9,109	\$497
KERN COUNTY TOTAL:					
			\$84,791	\$89,683	\$4,892
KINGS					
73932 REEF-SUNSET UNIFIED					
N/W TOWNSHIP (Unknown)	\$62,720	\$66,338	\$627	\$663	\$36
REEF-SUNSET UNIFIED TOTAL:					
			\$627	\$663	\$36
KINGS COUNTY TOTAL:					
			\$627	\$663	\$36
LOS ANGELES					
64246 ANTELOPE VALLEY UNION HIGH					
70TH STR WEST & AVENUE 1 (77.33 ACRES) (3268-022)	\$2,812,516	\$2,974,750	\$28,125	\$29,748	\$1,623
HIGH SCHOOL #11 (3219-001-004, 00)	\$425,249	\$449,779	\$4,252	\$4,498	\$246

**Unused Sites Assessments
Fiscal Year 2017/2018
Attachment B**

COUNTY
DISTRICT

SITE	December 11, 2018 SAB Approved Assessed Value	Corrected Assessed Value	December 11, 2018 SAB Approved Assessed Fee	Corrected Assessed Fee	Assessed Fee Difference
HIGH SCHOOL #9 (3051-027-011, 01)	\$2,714,921	\$2,871,526	\$27,149	\$28,715	\$1,566
LEONA VALLEY (MESSER RANCH) (3206-006-900,901)	\$3,820,512	\$4,040,891	\$38,205	\$40,409	\$2,204
ANTELOPE VALLEY UNION HIGH TOTAL:			\$97,731	\$103,370	\$5,639
64345 CASTAIC UNION					
APN 3270-015-900 (Unknown)	\$57,016	\$60,305	\$570	\$603	\$33
APN 3270-017-904 (Unknown)	\$88,669	\$93,784	\$887	\$938	\$51
APN 3272-034-907 (Unknown)	\$57,016	\$60,305	\$570	\$603	\$33
CASTAIC UNION TOTAL:			\$2,027	\$2,144	\$117
73437 COMPTON UNIFIED					
MARSHALL KING (Unknown)	\$17,575,406	\$18,589,208	\$175,754	\$185,892	\$10,138
COMPTON UNIFIED TOTAL:			\$175,754	\$185,892	\$10,138
64444 CULVER CITY UNIFIED					
BETSY ROSS ELEMENTARY (Unknown)	\$5,193,542	\$5,493,121	\$51,935	\$54,931	\$2,996
WASHINGTON ELEMENTARY (Unknown)	\$4,095,831	\$4,332,091	\$40,958	\$43,321	\$2,363
CULVER CITY UNIFIED TOTAL:			\$92,893	\$98,252	\$5,359
64527 EL RANCHO UNIFIED					
MAIZELAND (6368-006-900)	\$803,846	\$850,214	\$8,038	\$8,502	\$464
EL RANCHO UNIFIED TOTAL:			\$8,038	\$8,502	\$464
64568 GLENDALE UNIFIED					
GLENDALE ADMIN BLDG 15000 SQ FT 5642-017-902 (56)	\$2,401,890	\$2,540,438	\$24,019	\$25,404	\$1,385
GLENDALE UNIFIED TOTAL:			\$24,019	\$25,404	\$1,385
64667 LANCASTER ELEMENTARY					
ELEMENTARY SITE #22 (3153-002-15,16,1)	\$3,592,109	\$3,799,313	\$35,921	\$37,993	\$2,072
MIDDLE #21 (3153-010-900)	\$2,514,207	\$2,659,234	\$25,142	\$26,592	\$1,450
SITE #24 (3105-017-900)	\$3,153,071	\$3,334,950	\$31,531	\$33,350	\$1,819
SITE 19 (3176-20-900)	\$267,870	\$283,322	\$2,679	\$2,833	\$154
LANCASTER ELEMENTARY TOTAL:			\$95,273	\$100,768	\$5,495
64733 LOS ANGELES UNIFIED					
COLLINS (2146-004-904)	\$7,474,018	\$7,905,142	\$74,740	\$79,051	\$4,311
ELA STAR #1 (5234-012-900)	\$46,390	\$49,066	\$0	\$491	\$491
HARRISON STREET ELEMENTARY (5229-017-904)	\$48,967	\$51,792	\$0	\$518	\$518
HIGHLANDER EL (2028-028-900)	\$6,172,627	\$6,528,683	\$61,726	\$65,287	\$3,561
LOS ANGELES ACADEMY MIDDLE (5101-005-900)	\$592,770	\$626,963	\$5,928	\$6,270	\$342
OSO EL (2151-0154-900)	\$6,043,768	\$6,392,391	\$60,438	\$63,924	\$3,486
PLATT RANCH EL (2047-007-900)	\$7,973,425	\$8,433,356	\$79,734	\$84,334	\$4,600
LOS ANGELES UNIFIED TOTAL:			\$282,566	\$299,875	\$17,309
64857 PALMDALE ELEMENTARY					
BLACKBIRD ELEMENTARY (3051-014-900, 90)	\$1,954,903	\$2,067,668	\$19,549	\$20,677	\$1,128
FREDERICK W. STRASBURG SCHOOL (3019-011-901-92)	\$3,159,073	\$3,341,298	\$31,591	\$33,413	\$1,822
PALMDALE ELEMENTARY TOTAL:			\$51,140	\$54,090	\$2,950
65102 WESTSIDE UNION ELEMENTARY					
4830 QUARTZ HILL ROAD (3101-017-011)	\$176,067	\$186,223	\$1,761	\$1,862	\$101
BELLVIEW (3001-005-901)	\$150,671	\$159,362	\$1,507	\$1,594	\$87
L-12 & 82ND STREET WEST (3248-022-002)	\$818,280	\$865,481	\$8,183	\$8,655	\$472
NEENACH ELEMENTARY (3275-013-903 & 3)	\$219,479	\$232,139	\$2,195	\$2,321	\$126
QUARTZ HILL ROAD PROPERTY (3101-017-012)	\$162,528	\$171,903	\$1,625	\$1,719	\$94
TUMBLEWEED HEIGHTS (3262-015-900)	\$72,045	\$76,201	\$720	\$762	\$42
WESTSIDE UNION ELEMENTARY TOTAL:			\$15,991	\$16,913	\$922

**Unused Sites Assessments
Fiscal Year 2017/2018
Attachment B**

COUNTY
DISTRICT

SITE	December 11, 2018 SAB Approved Assessed Value	Corrected Assessed Value	December 11, 2018 SAB Approved Assessed Fee	Corrected Assessed Fee	Assessed Fee Difference
LOS ANGELES COUNTY TOTAL:					
			\$845,922	\$894,719	\$48,797
MARIN					
65367 LARKSPUR-CORTE MADERA					
LARKSPUR CORTE MADERA SCH (Unknown)	\$3,318,221	\$3,509,626	\$33,182	\$35,096	\$1,914
LARKSPUR-CORTE MADERA TOTAL:					
			\$33,182	\$35,096	\$1,914
MARIN COUNTY TOTAL:					
			\$33,182	\$35,096	\$1,914
MARIPOSA					
65532 MARIPOSA COUNTY UNIFIED					
HORNITOS (011-190-005)	\$252,311	\$266,865	\$2,523	\$2,669	\$146
YAQUI GULCH (17-540-10)	\$343,823	\$363,656	\$3,438	\$3,637	\$199
YOSEMITE WEST (06-070-32)	\$137,418	\$145,345	\$1,374	\$1,453	\$79
MARIPOSA COUNTY UNIFIED TOTAL:					
			\$7,335	\$7,759	\$424
MARIPOSA COUNTY TOTAL:					
			\$7,335	\$7,759	\$424
MERCED					
65631 ATWATER ELEMENTARY					
ATWATER-JORDAN (056-084-018)	\$325,348	\$344,115	\$3,253	\$3,441	\$188
AVE ONE (005-110-14)	\$395,520	\$418,335	\$3,955	\$4,183	\$228
JUNIPER AVENUE (004-010-026)	\$80,179	\$84,804	\$802	\$848	\$46
ATWATER ELEMENTARY TOTAL:					
			\$8,010	\$8,472	\$462
65771 MERCED CITY ELEMENTARY					
PAULSON ROAD SITE APN 060-730-042 (Unknown)	\$732,071	\$774,299	\$7,321	\$7,743	\$422
MERCED CITY ELEMENTARY TOTAL:					
			\$7,321	\$7,743	\$422
65789 MERCED UNION HIGH					
TYLER RD. GERARD AVE (259-130-010)	\$2,545,922	\$2,692,778	\$25,459	\$26,928	\$1,469
MERCED UNION HIGH TOTAL:					
			\$25,459	\$26,928	\$1,469
MERCED COUNTY TOTAL:					
			\$40,790	\$43,143	\$2,353
MONTEREY					
66092 MONTEREY PENINSULA UNIFIED					
MONTEREY CAL/RANCHO SAUCI (APN 259-091-011)	\$2,229,304	\$2,357,897	\$22,293	\$23,579	\$1,286
MONTEREY CO. HIDDEN HILLS (Unknown)	\$3,484,466	\$3,685,460	\$34,845	\$36,855	\$2,010
MONTEREY PENINSULA UNIFIED TOTAL:					
			\$57,138	\$60,434	\$3,296
73825 NORTH MONTEREY COUNTY UNIFIED					
OAK HILLS SUBDIVISION (Unknown)	\$1,764,073	\$1,865,830	\$17,641	\$18,658	\$1,017
NORTH MONTEREY COUNTY UNIFIED TOTAL:					
			\$17,641	\$18,658	\$1,017
MONTEREY COUNTY TOTAL:					
			\$74,779	\$79,092	\$4,313
NEVADA					

**Unused Sites Assessments
Fiscal Year 2017/2018
Attachment B**

COUNTY
DISTRICT

SITE	December 11, 2018 SAB Approved Assessed Value	Corrected Assessed Value	December 11, 2018 SAB Approved Assessed Fee	Corrected Assessed Fee	Assessed Fee Difference
CLATSOP COUNTY					
66373 PLEASANT RIDGE UNION ELEMENTARY SHARON OAKS (Unknown)	\$67,438	\$71,328	\$674	\$713	\$39
PLEASANT RIDGE UNION ELEMENTARY TOTAL:			\$674	\$713	\$39
NEVADA COUNTY TOTAL:			\$674	\$713	\$39
PLACER COUNTY					
66787 AUBURN UNION ELEMENTARY ATWOOD (28.3 ACRES) (051-100-070)	\$890,702	\$942,080	\$8,907	\$9,421	\$514
AUBURN UNION ELEMENTARY TOTAL:			\$8,907	\$9,421	\$514
66803 DRY CREEK JOINT ELEMENTARY MORGAN CREEK ELEMENTARY (029-010-020)	\$1,501,734	\$1,588,359	\$15,017	\$15,884	\$867
DRY CREEK JOINT ELEMENTARY TOTAL:			\$15,017	\$15,884	\$867
66928 ROSEVILLE JOINT UNION HIGH TRANSPORTATION FACILITY - INDUSTRIAL BLVD (017-1	\$1,103,482	\$1,167,134	\$11,035	\$11,671	\$636
ROSEVILLE JOINT UNION HIGH TOTAL:			\$11,035	\$11,671	\$636
PLACER COUNTY TOTAL:			\$34,959	\$36,976	\$2,017
RIVERSIDE COUNTY					
66985 BANNING UNIFIED 538-280-002-8 (538-280-002-8) OLD CABAZON ELEMENTARY (526-021-008)	\$420,180 \$163,959	\$444,417 \$173,417	\$4,202 \$1,640	\$4,444 \$1,734	\$242 \$94
BANNING UNIFIED TOTAL:			\$5,842	\$6,178	\$336
66993 BEAUMONT UNIFIED FOURTEENTH STREET (414-070-001) LOMA LINDA ELEMENTARY (421-120-009) PENNSYLVANIA PROPERTY (419-360-030, 418)	\$210,203 \$210,203 \$250,243	\$222,328 \$222,328 \$264,678	\$2,102 \$2,102 \$2,502	\$2,223 \$2,223 \$2,647	\$121 \$121 \$145
BEAUMONT UNIFIED TOTAL:			\$6,706	\$7,093	\$387
73676 COACHELLA VALLEY UNIFIED FUTURE NORTH SHORE (K-8) 40 ACRES 721-110-001 (7	\$1,908,211	\$2,018,282	\$19,082	\$20,183	\$1,101
COACHELLA VALLEY UNIFIED TOTAL:			\$19,082	\$20,183	\$1,101
67033 CORONA-NORCO UNIFIED RANCHO SERRANO HIGH (283-150-016,017) ROOSEVELT ELEMENTARY (106-020-004)	\$1,283,589 \$2,122,470	\$1,357,630 \$2,244,900	\$12,836 \$21,225	\$13,576 \$22,449	\$740 \$1,224
CORONA-NORCO UNIFIED TOTAL:			\$34,061	\$36,025	\$1,964
67058 DESERT SANDS UNIFIED AVE 39 ELEMENTARY (#6) (679-110-001) SOUTHWEST INDIO (MADISON STREET) (649-270-1 & 6	\$4,509,919 \$2,033,366	\$4,770,065 \$2,150,657	\$45,099 \$20,334	\$47,701 \$21,507	\$2,602 \$1,173
DESERT SANDS UNIFIED TOTAL:			\$65,433	\$69,208	\$3,775
67082 HEMET UNIFIED GIBBEL ELEMENTARY (454-400-001)	\$382,761	\$404,840	\$3,828	\$4,048	\$220
HEMET UNIFIED TOTAL:			\$3,828	\$4,048	\$220
75176 LAKE ELSINORE UNIFIED					

**Unused Sites Assessments
Fiscal Year 2017/2018
Attachment B**

COUNTY
DISTRICT

SITE	December 11, 2018 SAB Approved Assessed Value	Corrected Assessed Value	December 11, 2018 SAB Approved Assessed Fee	Corrected Assessed Fee	Assessed Fee Difference
WASSON CANYON (349-41-005)	\$135,398	\$143,208	\$1,354	\$1,432	\$78
LAKE ELSINORE UNIFIED TOTAL:			\$1,354	\$1,432	\$78
67124 MORENO VALLEY UNIFIED WILMOT/CACTUS (476-100-012)	\$277,292	\$293,287	\$2,773	\$2,933	\$160
MORENO VALLEY UNIFIED TOTAL:			\$2,773	\$2,933	\$160
67173 PALM SPRINGS UNIFIED KAREN STREET SCHOOL (667-100-006-8) PALM DESSERT SCHOOL SITE (653-260-024,025,)	\$302,829 \$3,530,847	\$320,297 \$3,734,517	\$3,028 \$35,308	\$3,203 \$37,345	\$175 \$2,037
PALM SPRINGS UNIFIED TOTAL:			\$38,336	\$40,548	\$2,212
67231 ROMOLAND ELEMENTARY MONUMENT RANCH (330-160-051-3,34)	\$5,225,185	\$5,526,589	\$52,252	\$55,266	\$3,014
ROMOLAND ELEMENTARY TOTAL:			\$52,252	\$55,266	\$3,014
67249 SAN JACINTO UNIFIED MEGAN COPE ELEMENTARY (433-110-028) WARREN COVE K-8 (431-250-053)	\$304,000 \$1,197,000	\$321,536 \$1,266,047	\$3,040 \$11,970	\$3,215 \$12,660	\$175 \$690
SAN JACINTO UNIFIED TOTAL:			\$15,010	\$15,875	\$865
RIVERSIDE COUNTY TOTAL:			\$244,677	\$258,789	\$14,112
SACRAMENTO					
67314 ELK GROVE UNIFIED APN 121-0110-002 (121-0110-002)	\$351,672	\$371,957	\$3,517	\$3,720	\$203
ELK GROVE UNIFIED TOTAL:			\$3,517	\$3,720	\$203
67348 GALT JOINT UNION ELEMENTARY JEFF JENNINGS (148-0140-044)	\$1,650,351	\$1,745,548	\$16,504	\$17,455	\$951
GALT JOINT UNION ELEMENTARY TOTAL:			\$16,504	\$17,455	\$951
75283 NATOMAS UNIFIED NORTHPOINTE MIDDLE (225-1060-024,025) WESTLAKESIDE SITE (225-0030-065)	\$4,863,742 \$864,276	\$5,144,297 \$914,130	\$48,637 \$8,643	\$51,443 \$9,141	\$2,806 \$498
NATOMAS UNIFIED TOTAL:			\$57,280	\$60,584	\$3,304
67421 ROBLA ELEMENTARY NORWOOD SITE (237-0380-01900&0)	\$2,133,972	\$2,257,066	\$21,340	\$22,571	\$1,231
ROBLA ELEMENTARY TOTAL:			\$21,340	\$22,571	\$1,231
76505 TWIN RIVERS UNIFIED 1690 BELL AVE (238-0050-011, 01) 1710 ASCOT AVENUE (215-0241-012) EAST NATOMAS EDUCATIONAL COMPLEX 34 ACRES (2 EAST NATOMAS EDUCATIONAL COMPLEX 35ACRES (2 EAST NATOMAS EDUCATIONAL COMPLEX 7.5 ACRES (2 EAST NATOMAS EDUCATIONAL COMPLEX 7.7 ACRE (2 HARMON JOHNSON ELEMENTARY (263-0110-005-000) MEISTER (225-0170-029) SITE E (206-090-14) SITE F (214-181-02) TERRACE PARK ELEMENTARY (201-0300-102, 10)	\$918,627 \$2,474,170 \$7,956,174 \$8,105,453 \$3,925,332 \$7,676,114 \$6,832,835 \$1,947,506 \$551,848 \$288,288 \$5,169,780	\$971,616 \$2,616,888 \$8,415,110 \$8,573,000 \$4,151,757 \$8,118,895 \$7,226,973 \$2,059,844 \$583,680 \$304,917 \$5,467,988	\$9,186 \$24,742 \$79,562 \$81,055 \$39,253 \$76,761 \$68,328 \$19,475 \$5,518 \$2,883 \$51,698	\$9,716 \$26,169 \$84,151 \$85,730 \$41,518 \$81,189 \$72,270 \$20,598 \$5,837 \$3,049 \$54,680	\$530 \$1,427 \$4,589 \$4,675 \$2,265 \$4,428 \$3,942 \$1,123 \$319 \$166 \$2,982
TWIN RIVERS UNIFIED TOTAL:			\$458,461	\$484,907	\$26,446

**Unused Sites Assessments
Fiscal Year 2017/2018
Attachment B**

COUNTY
DISTRICT

SITE	December 11, 2018 SAB Approved Assessed Value	Corrected Assessed Value	December 11, 2018 SAB Approved Assessed Fee	Corrected Assessed Fee	Assessed Fee Difference
SACRAMENTO COUNTY TOTAL:					
			\$557,102	\$589,237	\$32,135
SAN BERNARDINO					
67587 ADELANTO ELEMENTARY					
NEW ELEMENTARY NO. 2 - EL MIRAGE (458-22-113-25)	\$373,702	\$395,258	\$3,737	\$3,953	\$216
New Elementary Site #24 (3128-391-01)	\$868,708	\$918,818	\$8,687	\$9,188	\$501
PALMER & EL MIRAGE (457-251-16)	\$185,562	\$196,266	\$1,856	\$1,963	\$107
SITE 27 (K-6) 15 ARCES 3103-581-14, 15 (3101-581-14,15)	\$1,683,982	\$1,781,119	\$16,840	\$17,811	\$971
ADELANTO ELEMENTARY TOTAL:					
			\$31,120	\$32,915	\$1,795
75077 APPLE VALLEY UNIFIED					
APN: 441-041-35 (441-041-35)	\$95,199	\$100,690	\$952	\$1,007	\$55
RANCHERIAS SITE (441-041-02)	\$1,181,996	\$1,250,177	\$11,820	\$12,502	\$682
APPLE VALLEY UNIFIED TOTAL:					
			\$12,772	\$13,509	\$737
67611 BARSTOW UNIFIED					
SCHOOL FARM (Unknown)	\$361,670	\$382,532	\$3,617	\$3,825	\$208
BARSTOW UNIFIED TOTAL:					
			\$3,617	\$3,825	\$208
67652 CHAFFEY JOINT UNION HIGH					
HIGH SCHOOL #9 (SAN SEVAINE FONTANA) (228-021-2)	\$7,744,670	\$8,191,406	\$77,447	\$81,914	\$4,467
CHAFFEY JOINT UNION HIGH TOTAL:					
			\$77,447	\$81,914	\$4,467
67710 FONTANA UNIFIED					
BIRCH CONTINUATION HIGH EXPANSION (0243-191-04)	\$372,116	\$393,581	\$3,721	\$3,936	\$215
FONTANA UNIFIED TOTAL:					
			\$3,721	\$3,936	\$215
75044 HESPERIA UNIFIED					
CEDAR GLEN 14.77 ACRES (3046-101-23,24,1)	\$482,104	\$509,913	\$4,821	\$5,099	\$278
EL CENTRO 13.49 ACRES (405-372-42,43)	\$380,326	\$402,264	\$3,803	\$4,023	\$220
HESPERIA UNIFIED TOTAL:					
			\$8,624	\$9,122	\$498
67777 MORONGO UNIFIED					
2 MILE ROAD/ENCELIA (0612-231-05)	\$73,127	\$77,345	\$731	\$773	\$42
MORONGO UNIFIED TOTAL:					
			\$731	\$773	\$42
67801 NEEDLES UNIFIED					
AMBOY ELEMENTARY (055-613-10)	\$65,506	\$69,285	\$655	\$693	\$38
ESSEX ELEMENTARY (0655-131-03-0000)	\$105,104	\$111,167	\$1,051	\$1,112	\$61
NEEDLES UNIFIED TOTAL:					
			\$1,706	\$1,805	\$99
67868 RIM OF THE WORLD UNIFIED					
CRESTLINE ELEMENTARY (343-111-04)	\$261,193	\$276,259	\$2,612	\$2,763	\$151
RIM OF THE WORLD UNIFIED TOTAL:					
			\$2,612	\$2,763	\$151
67876 SAN BERNARDINO CITY UNIFIED					
HIGHLAND-CYPRESS II (1192-361-01)	\$121,511	\$128,520	\$1,215	\$1,285	\$70
SAN BERNARDINO CITY UNIFIED TOTAL:					
			\$1,215	\$1,285	\$70
10363 SAN BERNARDINO COUNTY OFFICE OF EDUCATION					
Adelanto Early Education Center (3128-521-09)	\$116,905	\$123,648	\$1,169	\$1,236	\$67
APPLE VALLEY COUNTY HIGH (3087-341-37)	\$1,130,079	\$1,195,265	\$11,301	\$11,953	\$652
BEAR VALLEY COMMUNITY DAY (2328-103-02)	\$435,146	\$460,247	\$4,351	\$4,602	\$251
Chino Hills Early Ed Center (1013-421-09 to12)	\$2,338,092	\$2,472,960	\$23,381	\$24,730	\$1,349
HESPERIA EARLY ED CENTER (3072-241-17)	\$649,469	\$686,932	\$6,495	\$6,869	\$374
HIGHLAND COMMUNITY (1191-201-12)	\$649,469	\$686,932	\$6,495	\$6,869	\$374
VICTORVILLE CENTRAL COMMUNITY (0477-132-47)	\$280,570	\$296,754	\$2,806	\$2,968	\$162
yucca valley cds (0601-551-27)	\$1,150,489	\$1,216,853	\$11,505	\$12,169	\$664

**Unused Sites Assessments
Fiscal Year 2017/2018
Attachment B**

COUNTY
DISTRICT

SITE	December 11, 2018 SAB Approved Assessed Value	Corrected Assessed Value	December 11, 2018 SAB Approved Assessed Fee	Corrected Assessed Fee	Assessed Fee Difference
SAN BERNARDINO COUNTY OFFICE OF EDUCATION TOTAL:					
			\$67,503	\$71,396	\$3,893
73957 SNOWLINE JOINT UNIFIED					
PROPERTY ON CAUGHLIN ROAD (3102-431-03, 04)	\$164,041	\$173,503	\$1,640	\$1,735	\$95
PROPERTY ON GOSS ROAD (3069-141-12-0000)	\$123,700	\$130,835	\$1,237	\$1,308	\$71
PROPERTY ON LA MESA (APN 02, 03, 04, 05, 06) (3097-3)	\$134,270	\$142,015	\$1,343	\$1,420	\$77
PROPERTY ON LA MESA (APN 08, 09, 10) (3097-391-07-0)	\$60,000	\$63,461	\$600	\$635	\$35
PROPERTY ON LUNA & BELLFLOWER (3133-131-08)	\$174,977	\$185,070	\$1,750	\$1,851	\$101
PROPERTY ON OLIVINE AND ASTER (3133-181-07)	\$46,175	\$48,839	\$0	\$488	\$488
SNOWLINE JOINT UNIFIED TOTAL:					
			\$6,570	\$7,437	\$867
67918 VICTOR ELEMENTARY					
ADDITIONAL LAND - GTE (0480-021-50,51)	\$92,781	\$98,133	\$928	\$981	\$53
ADDITIONAL LAND - IR/AC (477-393-01)	\$72,740	\$76,936	\$727	\$769	\$42
LOCUST PROPERTY (3093-231-03-0000)	\$5,502,121	\$5,819,500	\$55,021	\$58,195	\$3,174
MOJAVE VISTA ELEMENTARY (0478-021-17-0000)	\$995,853	\$1,053,297	\$9,959	\$10,533	\$574
SANDSTONE (3104-231-07-0000)	\$158,967	\$168,137	\$1,590	\$1,681	\$91
VICTOR ELEMENTARY TOTAL:					
			\$68,225	\$72,159	\$3,934
SAN BERNARDINO COUNTY TOTAL:					
			\$285,863	\$302,351	\$16,488
SAN DIEGO					
67983 BORREGO SPRINGS UNIFIED					
198-270-13 (198-270-13)	\$68,137	\$72,067	\$681	\$721	\$40
BORREGO SPRINGS UNIFIED TOTAL:					
			\$681	\$721	\$40
68338 SAN DIEGO UNIFIED					
CAMP ELLIOTT 2-JR.HIGH (368-010-03)	\$7,045,212	\$7,451,601	\$70,452	\$74,516	\$4,064
SERRA ELEM. (672-450-34)	\$74,428	\$78,721	\$744	\$787	\$43
SAN DIEGO UNIFIED TOTAL:					
			\$71,196	\$75,303	\$4,107
68361 SANTEE ELEMENTARY					
ELLIOTT #2 (Unknown)	\$156,150	\$165,157	\$1,562	\$1,652	\$90
SANTEE ELEMENTARY (384-091-01,13,14)	\$2,102,048	\$2,223,300	\$21,020	\$22,233	\$1,213
SUMMIT SITE (37821013,07,35)	\$3,163,767	\$3,346,263	\$31,638	\$33,463	\$1,825
SANTEE ELEMENTARY TOTAL:					
			\$54,220	\$57,348	\$3,128
68411 SWEETWATER UNION HIGH					
HUNTE (643-612-15)	\$35,288,624	\$37,324,178	\$352,886	\$373,242	\$20,356
WINDMILL FARMS SITE (568-420-14, 15,3)	\$3,511,394	\$3,713,942	\$35,114	\$37,139	\$2,025
SWEETWATER UNION HIGH TOTAL:					
			\$388,000	\$410,381	\$22,381
SAN DIEGO COUNTY TOTAL:					
			\$514,097	\$543,753	\$29,656
SAN FRANCISCO					
68478 SAN FRANCISCO UNIFIED					
1440 HARRISON SITE (3520 Lot 51)	\$2,037,226	\$2,154,739	\$20,372	\$21,547	\$1,175
5TH & MARKET (3705 Lot 42)	\$5,061,316	\$5,353,268	\$50,613	\$53,533	\$2,920
SEVENTH AND LAWTON SITE (1030 Lot 1937)	\$444,285	\$469,913	\$4,443	\$4,699	\$256
SIR FRANCIS DRAKE ANNEX (4700 Lot 8)	\$1,887,934	\$1,996,836	\$18,879	\$19,968	\$1,089
SAN FRANCISCO UNIFIED TOTAL:					
			\$94,307	\$99,747	\$5,440
SAN FRANCISCO COUNTY TOTAL:					
			\$94,307	\$99,747	\$5,440

**Unused Sites Assessments
Fiscal Year 2017/2018
Attachment B**

COUNTY
DISTRICT

SITE	December 11, 2018 SAB Approved Assessed Value	Corrected Assessed Value	December 11, 2018 SAB Approved Assessed Fee	Corrected Assessed Fee	Assessed Fee Difference
SAN JOAQUIN					
68585 LODI UNIFIED					
BRIGHT BEAR CREEK WEST STOCKTON (084-060-07)	\$2,972,277	\$3,143,727	\$29,723	\$31,437	\$1,714
GANTNER ELEMENTARY (027-400-02)	\$4,453,508	\$4,710,400	\$44,535	\$47,104	\$2,569
PANOUISSI MIDDLE SCHOOL SITE (084-050-13)	\$6,332,331	\$6,697,599	\$63,323	\$66,976	\$3,653
LODI UNIFIED TOTAL:			\$137,581	\$145,517	\$7,936
68676 STOCKTON UNIFIED					
CARPENTER ROAD/HERNANDEZ ELEMENTARY (179-09)	\$356,512	\$377,077	\$3,565	\$3,771	\$206
STOCKTON UNIFIED TOTAL:			\$3,565	\$3,771	\$206
SAN JOAQUIN COUNTY TOTAL:			\$141,146	\$149,288	\$8,142
SAN LUIS OBISPO					
68759 LUCIA MAR UNIFIED					
ROSEMARY CRAIG MIDDLE (091-181-031-4-2)	\$3,153,071	\$3,334,950	\$31,531	\$33,350	\$1,819
LUCIA MAR UNIFIED TOTAL:			\$31,531	\$33,350	\$1,819
75457 PASO ROBLES JOINT UNIFIED					
MARGARET GATES SCHOOL (25-392-014, 15, 16)	\$2,548,626	\$2,695,638	\$25,486	\$26,956	\$1,470
PASO ROBLES JOINT UNIFIED TOTAL:			\$25,486	\$26,956	\$1,470
SAN LUIS OBISPO COUNTY TOTAL:			\$57,017	\$60,306	\$3,289
SAN MATEO					
69013 SAN BRUNO PARK ELEMENTARY					
ENGVALL SCHOOL (019-270-260&270)	\$696,957	\$737,160	\$6,970	\$7,372	\$402
SAN BRUNO PARK ELEMENTARY TOTAL:			\$6,970	\$7,372	\$402
SAN MATEO COUNTY TOTAL:			\$6,970	\$7,372	\$402
SANTA BARBARA					
69146 CARPINTERIA UNIFIED					
BAILARD AVENUE PARCEL #1-080-45 AND 46 (1-080-45)	\$5,936,048	\$6,278,457	\$59,360	\$62,785	\$3,425
CARPINTERIA UNIFIED TOTAL:			\$59,360	\$62,785	\$3,425
69229 LOMPOC UNIFIED					
ARTESIA (Unknown)	\$893,175	\$944,696	\$8,932	\$9,447	\$515
LOMPOC UNIFIED TOTAL:			\$8,932	\$9,447	\$515
SANTA BARBARA COUNTY TOTAL:			\$68,292	\$72,232	\$3,940
SANTA CLARA					
69534 LOS GATOS-SARATOGA JOINT UNION HIGH					
809 UNIVERSITY AVENUE (Unknown)	\$1,232,575	\$1,303,674	\$12,326	\$13,037	\$711
LOS GATOS-SARATOGA JOINT UNION HIGH TOTAL:			\$12,326	\$13,037	\$711

**Unused Sites Assessments
Fiscal Year 2017/2018
Attachment B**

COUNTY
DISTRICT

SITE	December 11, 2018 SAB Approved Assessed Value	Corrected Assessed Value	December 11, 2018 SAB Approved Assessed Fee	Corrected Assessed Fee	Assessed Fee Difference
69666 SAN JOSE UNIFIED					
CAGLIA UNDEVELOPED SITE (701-34-001)	\$5,314,007	\$5,620,535	\$53,140	\$56,205	\$3,065
SAN JOSE UNIFIED TOTAL:			\$53,140	\$56,205	\$3,065
SANTA CLARA COUNTY TOTAL:			\$65,466	\$69,242	\$3,776
SHASTA					
75267 GATEWAY UNIFIED					
BLM 1230027 (115-140-016)	\$351,032	\$371,281	\$3,510	\$3,713	\$203
BLM 1230096 (115-110-001)	\$167,159	\$176,801	\$1,672	\$1,768	\$96
LAKE & SHASTA DAM BLVD. (006-890-005-000.)	\$64,431	\$68,148	\$644	\$681	\$37
LAKE BLVD. & TAMARACK (113-030-003-000)	\$322,158	\$340,741	\$3,222	\$3,407	\$185
GATEWAY UNIFIED TOTAL:			\$9,048	\$9,569	\$521
70094 PACHECO UNION ELEMENTARY					
NORTH RANCHO - APN:054-090-36 (054-090-36)	\$719,838	\$761,360	\$7,198	\$7,614	\$416
PACHECO UNION ELEMENTARY TOTAL:			\$7,198	\$7,614	\$416
SHASTA COUNTY TOTAL:			\$16,246	\$17,183	\$937
SOLANO					
70565 TRAVIS UNIFIED					
GOLDRIDGE (0166-200-500)	\$8,376,100	\$8,859,259	\$83,761	\$88,593	\$4,832
SOUTH TOWN - PAPIN (0136-140-080)	\$4,349,129	\$4,600,000	\$43,491	\$46,000	\$2,509
TRAVIS UNIFIED TOTAL:			\$127,252	\$134,593	\$7,341
SOLANO COUNTY TOTAL:			\$127,252	\$134,593	\$7,341
STANISLAUS					
75564 OAKDALE JOINT UNIFIED					
BRIDLE RIDGE (063-060-006)	\$742,250	\$785,065	\$7,423	\$7,851	\$428
OAKDALE JOINT UNIFIED TOTAL:			\$7,423	\$7,851	\$428
71217 PATTERSON JOINT UNIFIED					
NEW ELEMENTARY SCHOOL (Unknown)	\$371,862	\$393,312	\$3,719	\$3,933	\$214
PATTERSON JOINT UNIFIED TOTAL:			\$3,719	\$3,933	\$214
71290 SYLVAN UNION ELEMENTARY					
ELEMENTARY SCHOOL SITE #12 (083-004-089)	\$2,942,910	\$3,112,666	\$29,429	\$31,127	\$1,698
SYLVAN UNION ELEMENTARY TOTAL:			\$29,429	\$31,127	\$1,698
STANISLAUS COUNTY TOTAL:			\$40,571	\$42,911	\$2,340
SUTTER					
71464 YUBA CITY UNIFIED					
GROVE/BOGUE ROADS (23023001&002)	\$2,633,549	\$2,785,460	\$26,335	\$27,855	\$1,520
SHANGHAI BEND RD & PEORIA DR (55-010-040)	\$194,841	\$206,080	\$1,948	\$2,061	\$113
YUBA CITY UNIFIED TOTAL:			\$28,283	\$29,916	\$1,633

**Unused Sites Assessments
Fiscal Year 2017/2018
Attachment B**

COUNTY
DISTRICT

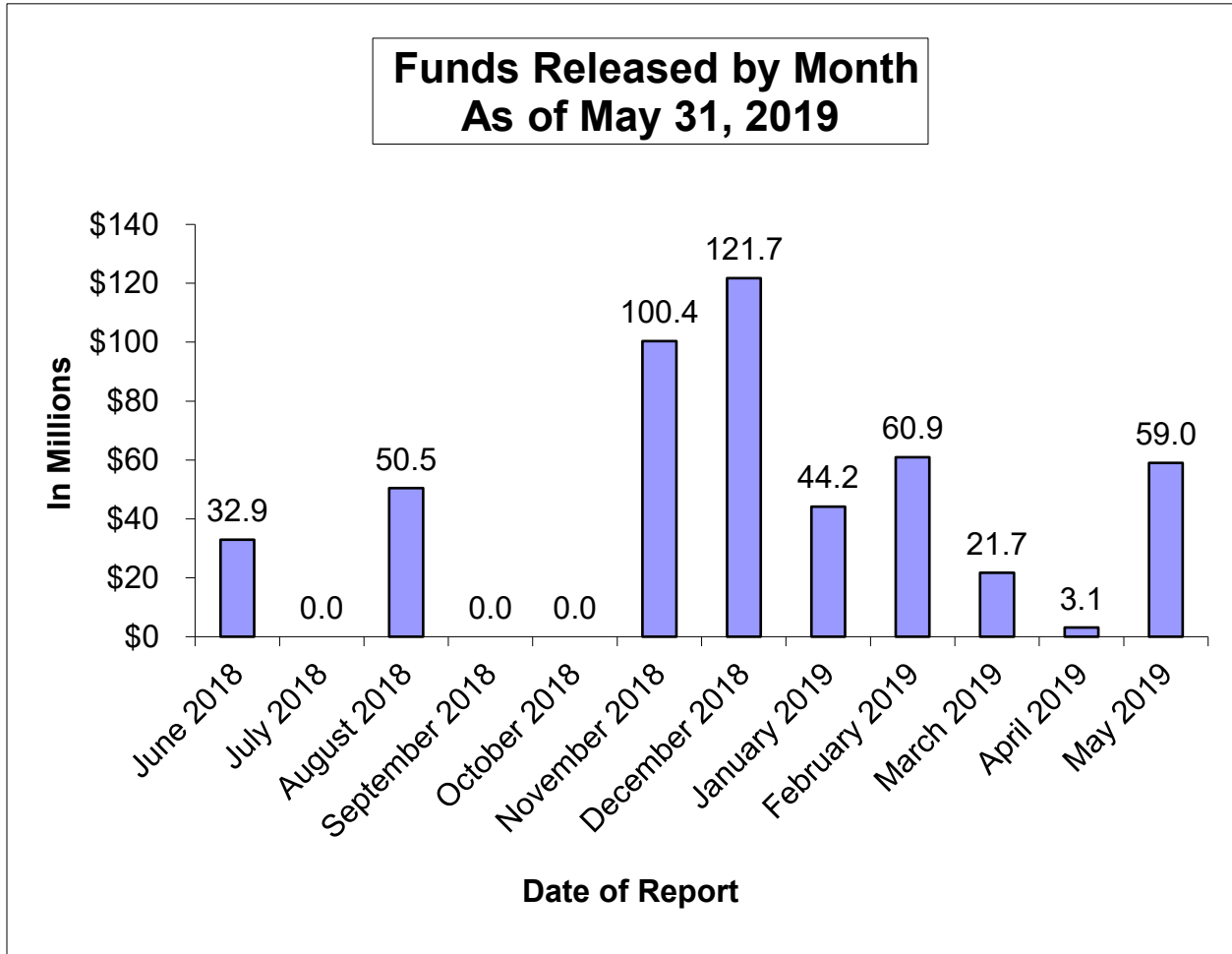
SITE	December 11, 2018 SAB Approved Assessed Value	Corrected Assessed Value	December 11, 2018 SAB Approved Assessed Fee	Corrected Assessed Fee	Assessed Fee Difference
SUTTER COUNTY TOTAL:					
			\$28,283	\$29,916	\$1,633
TULARE					
71795 ALLENSWORTH ELEMENTARY ELEMENTARY SCHOOL K-6 333-350-019 (333-350-019)	\$51,260	\$54,217	\$513	\$542	\$29
ALLENSWORTH ELEMENTARY TOTAL:					
			\$513	\$542	\$29
71803 ALPAUGH UNIFIED FUTURE FAA SITE (311-350-002)	\$325,000	\$343,747	\$3,250	\$3,437	\$187
ALPAUGH UNIFIED TOTAL:					
			\$3,250	\$3,437	\$187
75325 FARMERSVILLE UNIFIED FUTURE MIDDLE 053 (129-010-11)	\$171,121	\$180,992	\$1,711	\$1,810	\$99
FUTURE MIDDLE 054 (129-010-054)	\$72,740	\$76,936	\$727	\$769	\$42
FUTURE MIDDLE 055 (129-010-055)	\$167,415	\$177,072	\$1,674	\$1,771	\$97
FUTURE MIDDLE 056 (129-010-056)	\$167,415	\$177,072	\$1,674	\$1,771	\$97
FUTURE MIDDLE 057 (129-010-057)	\$160,365	\$169,615	\$1,604	\$1,696	\$92
FUTURE MIDDLE 058 (129-010-058)	\$114,036	\$120,614	\$1,140	\$1,206	\$66
FUTURE MIDDLE 059 (129-010-059)	\$72,740	\$76,936	\$727	\$769	\$42
FUTURE MIDDLE 060 (50000)	\$72,740	\$76,936	\$727	\$769	\$42
FUTURE MIDDLE 061 (129-010-061)	\$72,740	\$76,936	\$727	\$769	\$42
FARMERSVILLE UNIFIED TOTAL:					
			\$10,711	\$11,330	\$619
71944 HOPE ELEMENTARY ORANGE GROVE SITE (303-060-011-000)	\$218,221	\$230,809	\$2,182	\$2,308	\$126
HOPE ELEMENTARY TOTAL:					
			\$2,182	\$2,308	\$126
75523 PORTERVILLE UNIFIED K-8 GRAMMAR SCHOOL (254-010-014,049)	\$1,298,941	\$1,373,868	\$12,989	\$13,739	\$750
PORTERVILLE UNIFIED TOTAL:					
			\$12,989	\$13,739	\$750
72090 ROCKFORD ELEMENTARY ROCKFORD SCHOOL (240-150-19)	\$626,749	\$662,902	\$6,267	\$6,629	\$362
ROCKFORD SCHOOL 8 ACRES (236-150-010-000)	\$170,116	\$179,929	\$1,701	\$1,799	\$98
ROCKFORD ELEMENTARY TOTAL:					
			\$7,968	\$8,428	\$460
72231 TULARE CITY ELEMENTARY SEMINOLE/MORRISON PROPERTY (172-010-037)	\$1,015,774	\$1,074,367	\$10,158	\$10,744	\$586
TULARE CITY ELEMENTARY TOTAL:					
			\$10,158	\$10,744	\$586
72256 VISALIA UNIFIED HOUSTON/ROAD 152 (103-040-040-000)	\$450,252	\$476,224	\$4,503	\$4,762	\$259
LOVERS LANE (127-010-044-000)	\$378,816	\$400,667	\$3,788	\$4,007	\$219
LOVERS LANE/MILL CREEK (098-070-035-000)	\$1,088,575	\$1,151,367	\$10,886	\$11,514	\$628
PINKHAM ROAD/'K' ROAD (126-920-008-000)	\$909,546	\$962,011	\$9,095	\$9,620	\$525
VISALIA UNIFIED TOTAL:					
			\$28,272	\$29,903	\$1,631
TULARE COUNTY TOTAL:					
			\$76,043	\$80,431	\$4,388
TUOLUMNE					
72348 COLUMBIA UNION ELEMENTARY MIDDLE SCHOOL SITE (UNNAMED) (33-090-01)	\$790,061	\$835,634	\$7,901	\$8,356	\$455
SPRINGFIELD COMMUNITY DAY SCHOOL (033-090-04-0)	\$318,275	\$336,634	\$3,183	\$3,366	\$183
COLUMBIA UNION ELEMENTARY TOTAL:					
			\$11,084	\$11,722	\$638

**Unused Sites Assessments
Fiscal Year 2017/2018
Attachment B**

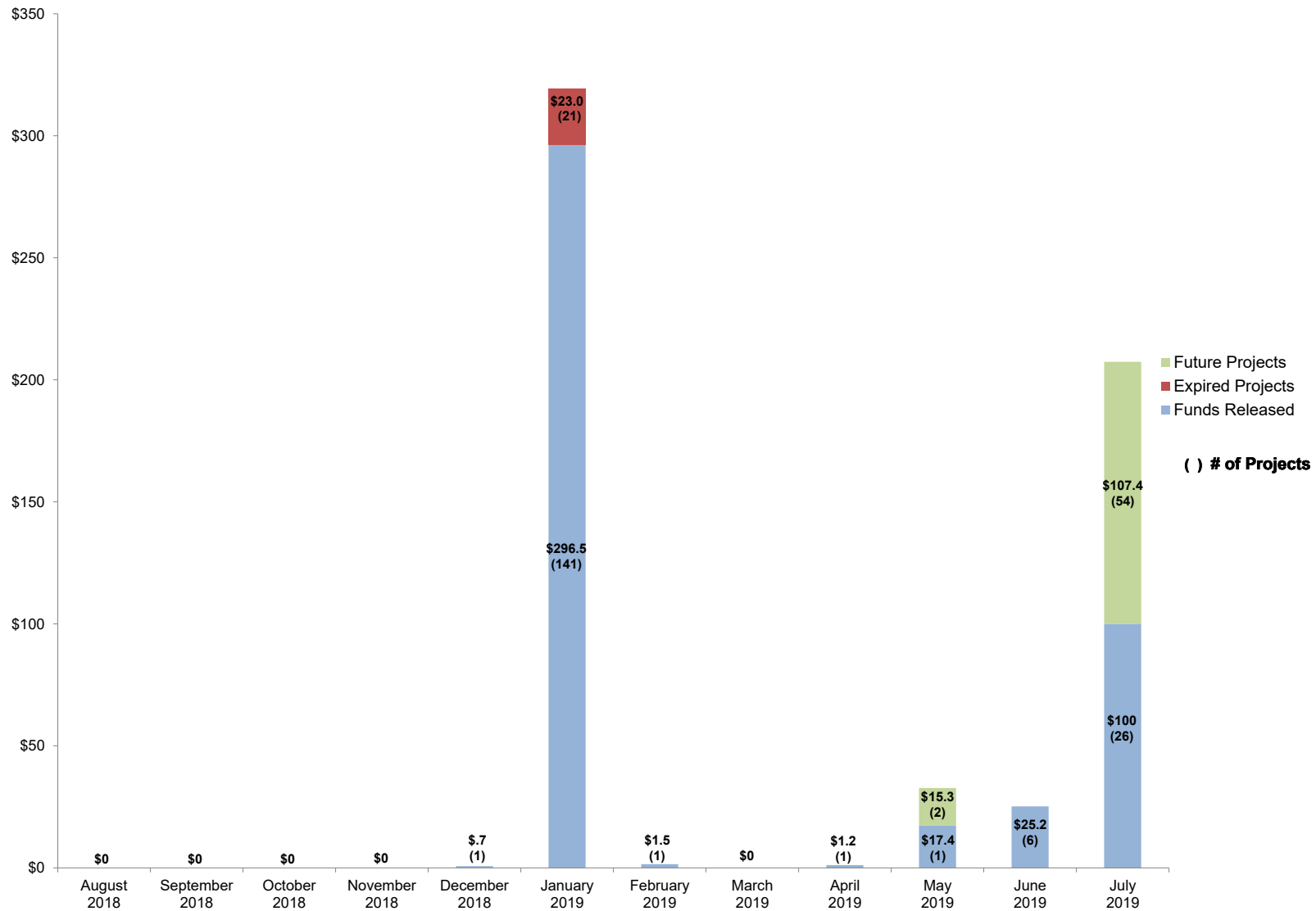
COUNTY
DISTRICT

SITE	December 11, 2018 SAB Approved Assessed Value	Corrected Assessed Value	December 11, 2018 SAB Approved Assessed Fee	Corrected Assessed Fee	Assessed Fee Difference
TUOLUMNE COUNTY TOTAL:			\$11,084	\$11,722	\$638
VENTURA					
72652 VENTURA UNIFIED					
FRASER RANCH (063-0-1310045)	\$1,205,105	\$1,274,619	\$12,051	\$12,746	\$695
JEWETT SITE (131-0-060-015)	\$743,490	\$786,377	\$7,435	\$7,864	\$429
SUDDEN ESTATE (Unknown)	\$680,396	\$719,643	\$6,804	\$7,196	\$392
VENTURA UNIFIED TOTAL:			\$26,290	\$27,806	\$1,516
VENTURA COUNTY TOTAL:			\$26,290	\$27,806	\$1,516
YOLO					
72694 WASHINGTON UNIFIED					
LINDEN ACRES (Unknown)	\$2,113,789	\$2,235,719	\$21,138	\$22,357	\$1,219
WASHINGTON UNIFIED TOTAL:			\$21,138	\$22,357	\$1,219
72702 WINTERS JOINT UNIFIED					
WOLFSKILL HIGH (0103-220-030)	\$67,827	\$71,739	\$678	\$717	\$39
WINTERS JOINT UNIFIED TOTAL:			\$678	\$717	\$39
72710 WOODLAND JOINT UNIFIED					
WILLOW SPRING ELEMENTARY (066-270-055)	\$2,577,261	\$2,725,925	\$25,773	\$27,259	\$1,486
WOODLAND JOINT UNIFIED TOTAL:			\$25,773	\$27,259	\$1,486
YOLO COUNTY TOTAL:			\$47,589	\$50,333	\$2,744
YUBA					
72736 MARYSVILLE JOINT UNIFIED					
MEADOWS (014-300-070-000)	\$5,566,884	\$5,887,999	\$55,669	\$58,880	\$3,211
OLD DOBBINS SCHOOL (Unknown)	\$217,000	\$229,517	\$2,170	\$2,295	\$125
OREGON HOUSE SCHOOL SITE (Unknown)	\$235,534	\$249,120	\$2,355	\$2,491	\$136
W. T. ELLIS CONTINUATION HIGH (Unknown)	\$77,539	\$82,012	\$775	\$820	\$45
MARYSVILLE JOINT UNIFIED TOTAL:			\$60,969	\$64,486	\$3,517
YUBA COUNTY TOTAL:			\$60,969	\$64,486	\$3,517
GRAND TOTAL			\$3,988,200	\$4,219,736	\$231,536

STATUS OF FUND RELEASES



**Status of School Facility Program Apportionments Set to Expire
due to Time Limit on Fund Release, as of May 22, 2019 SAB
(in millions of dollars)**



*There is 1 project (50/62596-00-001) for \$4.6 million that was apportioned at the 05/22/2019 SAB; the TLOFR date is 08/20/2019
 *There is 1 project (51/71662-00-001) for \$12.8 million that was apportioned at the 04/25/2018 SAB ; the TLOFR date is 09/25/2019
 *There is 1 project (51/75028-00-001) for \$10.3 million that was apportioned at the 05/23/2018 SAB; the TLOFR date is 10/23/2019
 *There are 39 projects for \$77 million that were apportioned at the 10/24/2018 SAB; the TLOFR date is 10/24/2019
 *There is 1 project (51/63610-00-002) for \$2.4 million that was apportioned at the 08/15/2018 SAB; The TLOFR date is 02/15/2020
 *There are 8 projects for \$12.3 million that was apportioned at the 04/24/2019 SAB; the TLOFR date is 04/24/2020
 *There are 2 projects (51/75028-00-001 and 51/75028-00-002) for \$19.2 million that were apportioned at the 1/23/2019 SAB; The TLOFR date is 07/23/2020
 * There is 1 project (51/75028-00-002) for \$.5 million that was apportioned at the 02/27/2019 SAB, The TLOFR date is 08/27/2020
 *There is 1 project (57/61531-00-003) for \$5.3 million that was apportioned 04/24/2019 SAB, the TLOFR date is 10/24/2020
 These projects will be added to the TLOFR chart at a later date

SCHOOL FACILITY PROGRAM
Available Funds (in Millions) As of June 26, 2019

Program	Original Bond Allocation	Remaining Bond Authority as of May 22, 2019	Estimated Approvals for June 26, 2019	Special Items/PIF	Remaining Bond Authority as of June 26, 2019 (excludes Unfunded Approvals)	Accumulated Unfunded Approvals as of May 22, 2019	Estimated Unfunded Approvals for June 26, 2019	Special Items/PIF	Remaining Bond Authority as of June 26, 2019 (includes Unfunded Approvals)
Prop. 51 - \$7 Billion - November 2016									
New Construction	\$3,000.0	\$2,471.1			\$2,471.1	-\$474.8	-\$124.9		\$1,871.4
Modernization	3,000.0	2,556.6			2,556.6	-136.5	-29.3		2,390.8
Career Technical Education	500.0	377.1			377.1	-122.5	-1.5		253.1
Charter School	500.0	423.7			423.7	-414.4	-3.2		6.1
SUBTOTAL	\$7,000.0	\$5,828.5	\$0.0	\$0.0	\$5,828.5^A	-\$1,148.2	-\$158.9	\$0.0	\$4,521.4
Prop. 1D - \$7.3 Billion - November 2006									
New Construction	\$1,900.0	\$3.4			\$3.4	-\$1.8			\$1.6
Seismic Repair		2.9			2.9	-2.9			0.0
Modernization	3,300.0	6.4			6.4	-6.0			0.4
Career Technical Education	500.0	12.2			12.2				12.2
High Performance Schools	100.0	0.4			0.4				0.4
Overcrowding Relief	1,000.0	9.0			9.0				9.0
Charter School	500.0	157.6			157.6	-148.8	\$0.3		9.1
Joint Use	57.5 ^B	0.0			0.0				0.0
SUBTOTAL	\$7,357.5	\$191.9	\$0.0	\$0.0	\$191.9^A	-\$159.5	\$0.3	\$0.0	\$32.7
Prop. 55 - \$10 Billion - March 2004									
New Construction	\$4,965.8 ^C	\$1.1 ^D			\$1.1		-\$0.1		\$1.0 ^F
Modernization	2,250.0	0.7			0.7	-\$0.5			0.2
Critically Overcrowded Schools	2,440.0	0.0			0.0				0.0
Charter School	300.0	26.6			26.6	-25.5			1.1 ^F
Joint Use	66.7 ^E	0.0			0.0				0.0
SUBTOTAL	\$10,022.5	\$28.4	\$0.0	\$0.0	\$28.4^A	-\$26.0	-\$0.1	\$0.0	\$2.3
TOTAL PAGE 1	\$24,380.0	\$6,048.8	\$0.0	\$0.0	\$6,048.8	-\$1,333.7	-\$158.7	\$0.0	\$4,556.4

A Balance of bonding authority excludes unfunded approvals.

B The original bond allocation of \$29 million augmented by \$21 million from Prior Bond Funds to Joint Use at the 06/27/07 SAB meeting and \$7.5 million at the 7/23/08 SAB meeting pursuant to Assembly Bill 127, Chapter 35, Statutes of 2006 (Perata/Nunez).

C The original bond allocation of \$4,960,000,000 augmented by \$5,831,911 from Prior Bonds at the 10/6/2010 SAB meeting.

D It includes the transfer of Critically Overcrowded School Facilities Program Funds to New Construction (transfers in Prop. 55 includes: \$268.8 million approved at the 1/25/2006 SAB meeting, \$318.3 million approved at the 9/23/2009 SAB meeting, \$225 million approved at the 8/4/2010 SAB meeting, \$211.7 million approved at the 12/15/2010 SAB meeting, \$145 million at the 4/25/2012 SAB meeting, \$30.4 million after the 3/20/2013 SAB meeting, and \$32,297 after the 3/26/2014 SAB meeting per SFP Regulation Sections 1859.154 (c)).

E Original bond allocation of \$50,000,000 augmented by \$15,547,233 from the State School Building Aid Fund at the 2/28/2007 SAB meeting and by \$1,232,224 from Prior Bonds at the 10/6/2010 SAB meeting.

F Total authority is not available at this time. There are outstanding accounts receivables of \$211,557 for New Construction and \$955,898 for Charter in Proposition 55.

SCHOOL FACILITY PROGRAM

Available Funds (in Millions) As of June 26, 2019

Program	Original Bond Allocation	Remaining Bond Authority as of May 22, 2019	Estimated Approvals for June 26, 2019	Special Items/PIF	Miscellaneous Adjustments for June 26, 2019	Remaining Bond Authority as of June 26, 2019 (excludes Unfunded Approvals)	Accumulated Unfunded Approvals as of May 22, 2019	Estimated Unfunded Approvals for June 26, 2019	Special Items/PIF	Remaining Bond Authority as of June 26, 2019 (includes Unfunded Approvals)
Prop. 47 - \$11.4 Billion - November 2002										
New Construction	\$6,250.0	\$0.4				\$0.4				\$0.4 ^B
Modernization	3,300.0	0.2				0.2	-\$0.1			0.1
Critically Overcrowded Schools	1,700.0	0.0				0.0				0.0
Charter School	100.0	7.1				7.1	-4.7			2.4
Joint Use	50.0	0.0				0.0				0.0
SUBTOTAL	\$11,400.0	\$7.7	\$0.0	\$0.0	\$0.0	\$7.7^A	-\$4.8	\$0.0	\$0.0	\$2.9
Prop. 1A - \$6.7 Billion - November 1998										
New Construction	\$2,900.0	\$0.7				\$0.7				\$0.7
Modernization	2,100.0	0.0				0.0				0.0
Hardship	1,000.0	1.0				1.0	-\$0.4			0.6
Class Size Reduction	700.0	0.0				0.0				0.0
SUBTOTAL	\$6,700.0	\$1.7	\$0.0	\$0.0	\$0.0	\$1.7^A	-\$0.4	\$0.0	\$0.0	\$1.3
TOTAL PAGE 2	\$18,100.0	\$9.4	\$0.0	\$0.0	\$0.0	\$9.4	-\$5.2	\$0.0	\$0.0	\$4.2
TOTAL FROM PAGE 1	\$24,380.0	\$6,048.8	\$0.0	\$0.0	\$0.0	\$6,048.8	-\$1,333.7	-\$158.7	\$0.0	\$4,556.4
GRAND TOTAL	\$42,480.0	\$6,058.2	\$0.0	\$0.0	\$0.0	\$6,058.2	-\$1,338.9	-\$158.7	\$0.0	\$4,560.6

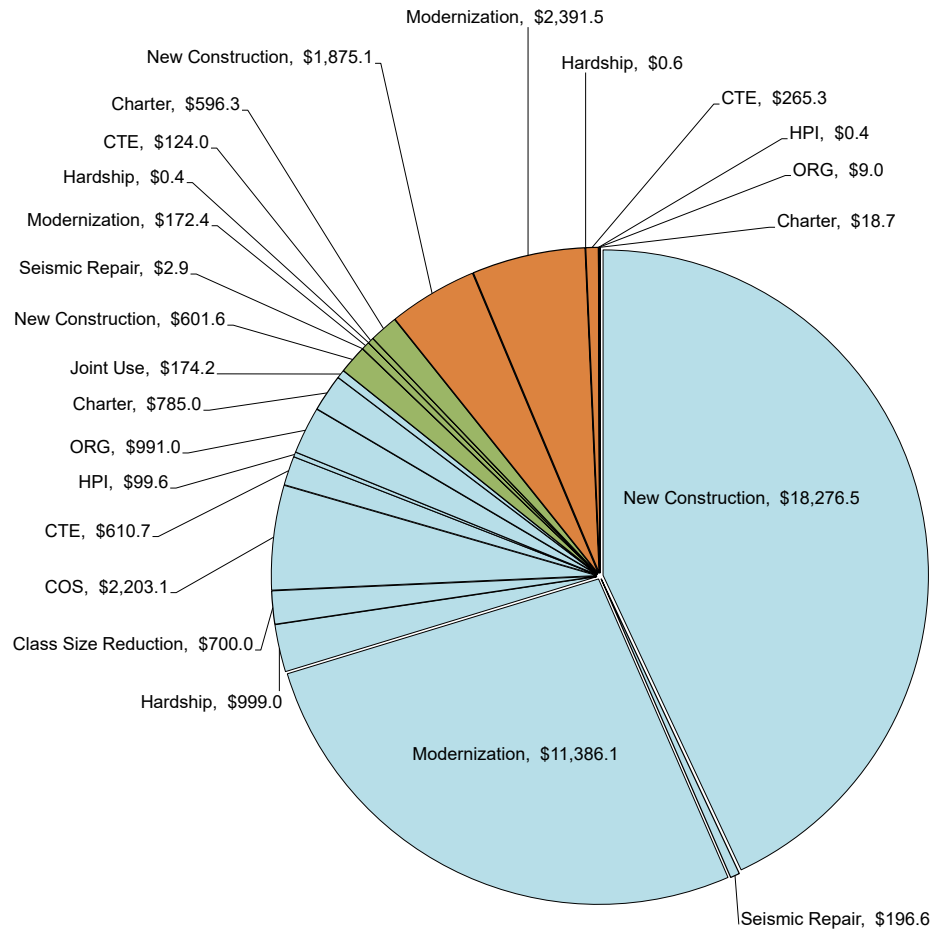
Full-Day Kindergarten Facilities Grant Program (FDKFGP)

Program	Appropriation	Remaining Authority as of May 22, 2019	SAB Approvals as of May 22, 2019	Miscellaneous Adjustments for June 26, 2019	Remaining Authority as of June 26, 2019
Chapter 32, Statutes 2018 (AB 1808)					
Full-Day Kindergarten	\$100.0	\$97.5	-\$37.5		\$60.0
TOTAL	\$100.0	\$97.5	-\$37.5	\$0.0	\$60.0

A Balance of bonding authority excludes unfunded approvals.

B Total authority is not available at this time. There are outstanding account receivables of \$322,665 for New Construction in Proposition 47.

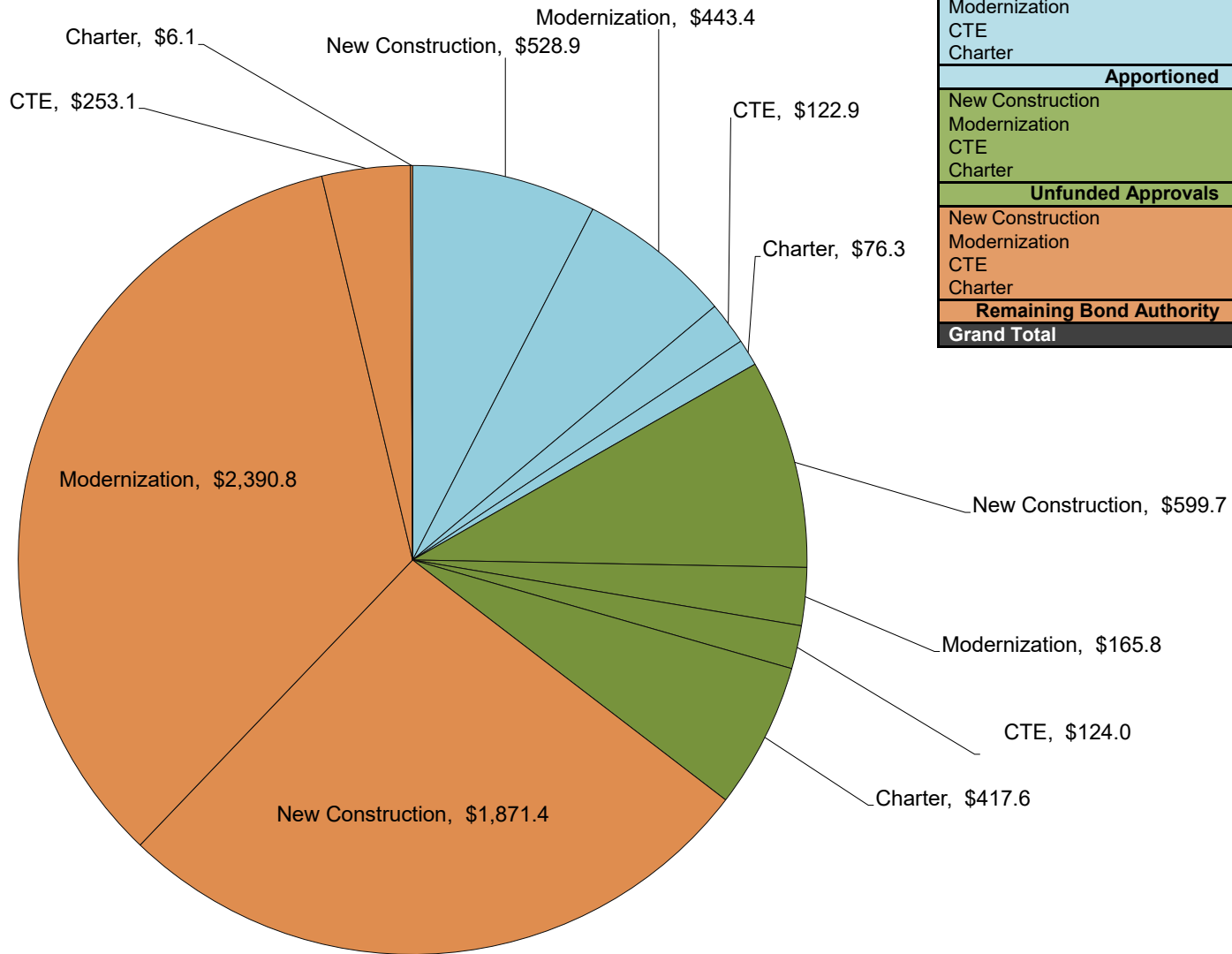
Proposition 51, 1D, 55, 47, and 1A Bond Authority - \$42.480 billion (in millions of dollars)



Proposition 51, 1D, 55, 47, and 1A Totals		
New Construction*	\$	18,276.5
Seismic Repair	\$	196.6
Modernization	\$	11,386.1
Hardship	\$	999.0
Class Size Reduction	\$	700.0
COS	\$	2,203.1
CTE	\$	610.7
HPI	\$	99.6
ORG	\$	991.0
Charter	\$	785.0
Joint Use	\$	174.2
Apportioned	\$	36,421.8
		85.7%
New Construction	\$	601.6
Seismic Repair	\$	2.9
Modernization	\$	172.4
Hardship	\$	0.4
Class Size Reduction	\$	-
COS	\$	-
CTE	\$	124.0
HPI	\$	-
ORG	\$	-
Charter	\$	596.3
Joint Use	\$	-
Unfunded Approvals	\$	1,497.6
		3.5%
New Construction	\$	1,875.1
Seismic Repair	\$	-
Modernization	\$	2,391.5
Hardship	\$	0.6
Class Size Reduction	\$	-
COS	\$	-
CTE	\$	265.3
HPI	\$	0.4
ORG	\$	9.0
Charter	\$	18.7
Joint Use	\$	-
Remaining Bond Authority	\$	4,560.6
		10.7%
Grand Total	\$	42,480
		100.0%

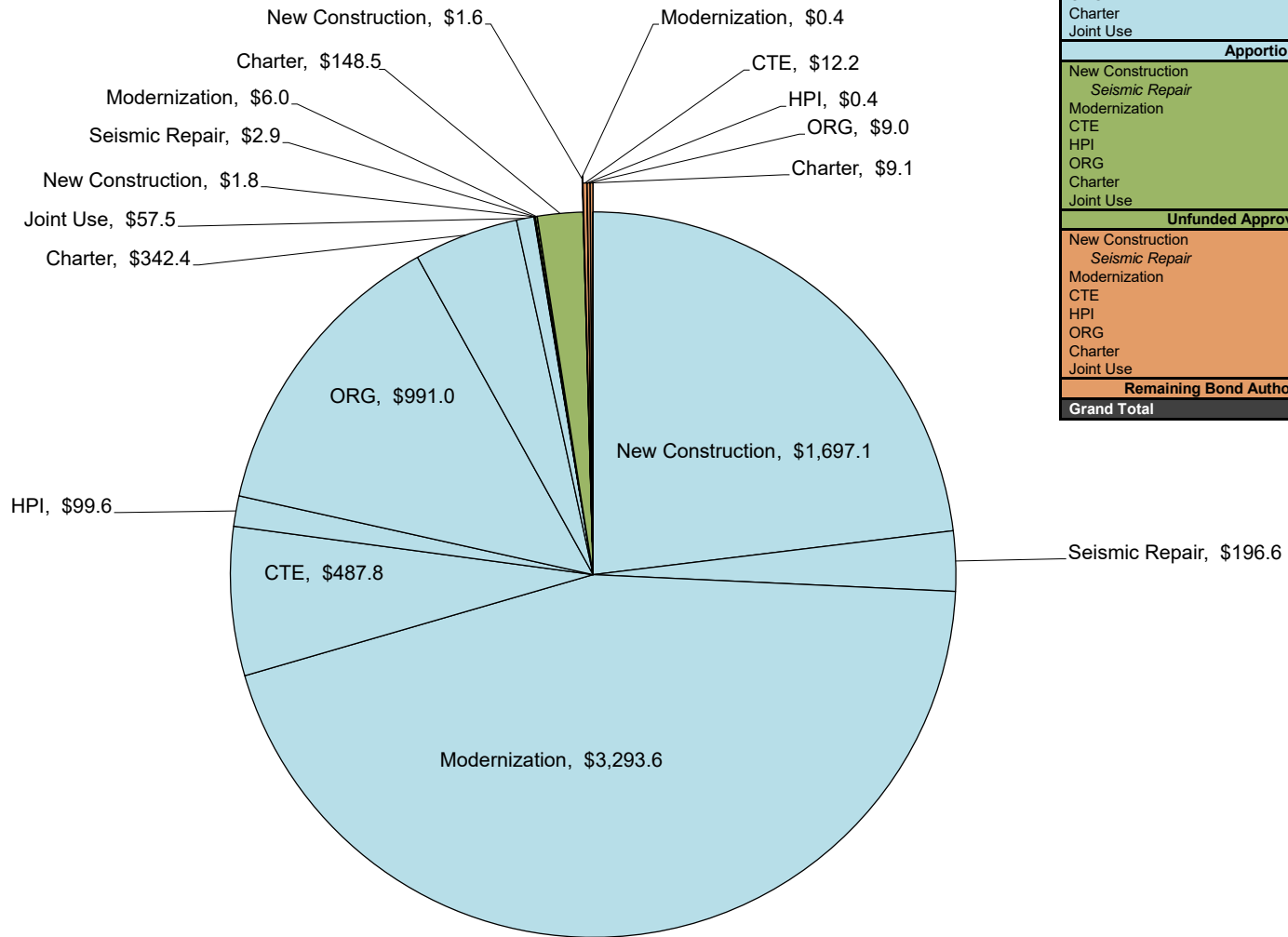
*Includes Energy Efficiency, Small High Schools, Seismic Repair, and the transfer of Critically Overcrowded School Facilities Program Funds to New Construction (\$700 million and \$68.1 million from Prop. 47; \$268.8 million, \$318.3 million, \$225 million, \$211.7 million, \$145 million, and \$30.4 million from Prop. 55). Also, Prop 55 includes \$5.8 million from the Lease Purchase Program on October 6, 2010.

Proposition 51 Bond Authority - \$7.000 billion (in millions of dollars)



Proposition 51 Totals		
New Construction	\$ 528.9	
Modernization	\$ 443.4	
CTE	\$ 122.9	
Charter	\$ 76.3	
Apportioned	\$ 1,171.5	16.7%
New Construction	\$ 599.7	
Modernization	\$ 165.8	
CTE	\$ 124.0	
Charter	\$ 417.6	
Unfunded Approvals	\$ 1,307.1	18.7%
New Construction	\$ 1,871.4	
Modernization	\$ 2,390.8	
CTE	\$ 253.1	
Charter	\$ 6.1	
Remaining Bond Authority	\$ 4,521.4	64.6%
Grand Total	\$ 7,000	100.0%

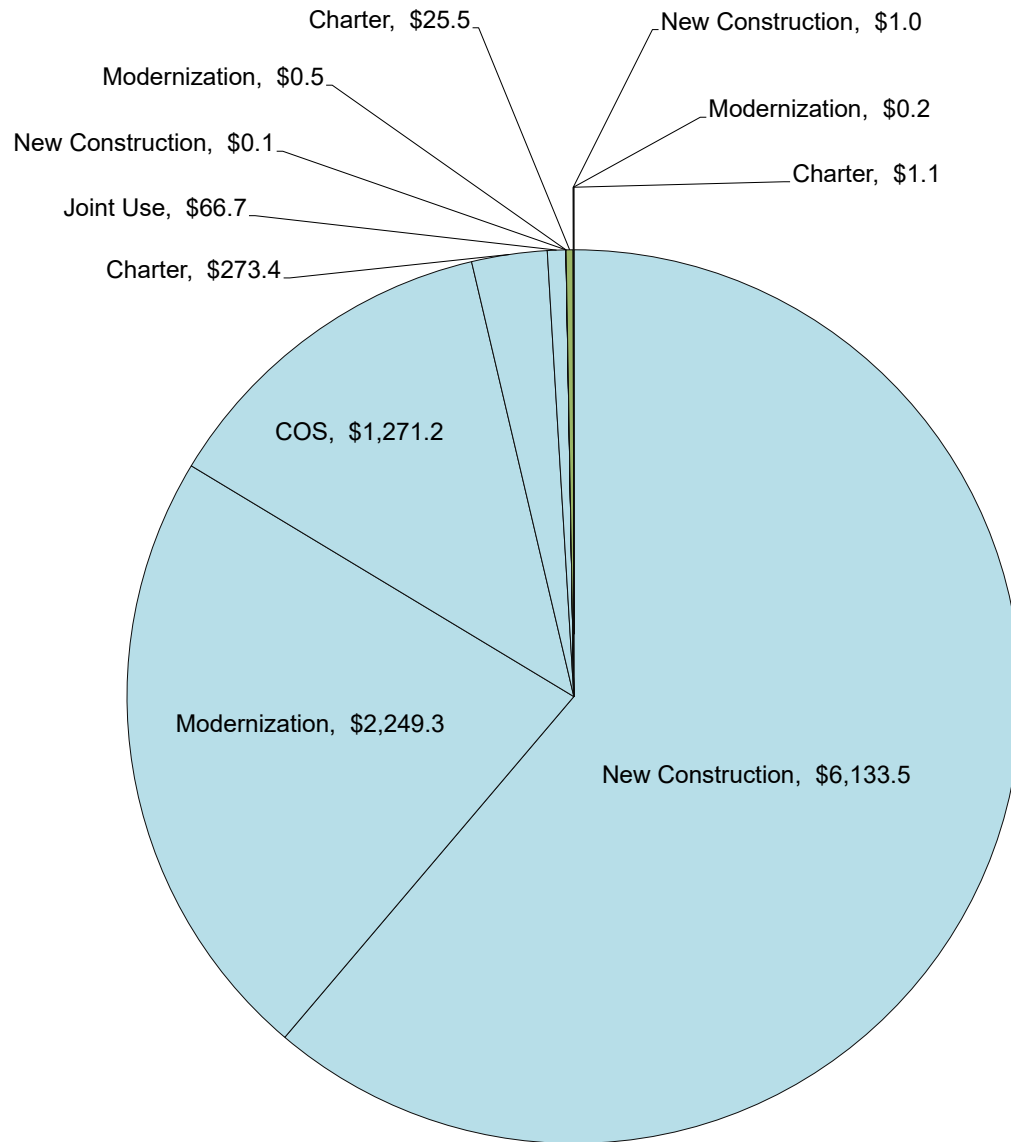
Proposition 1D Bond Authority - \$7.358 billion (in millions of dollars)



Proposition 1D Totals		
New Construction	\$	1,697.1
<i>Seismic Repair</i>	\$	196.6
Modernization	\$	3,293.6
CTE	\$	487.8
HPI	\$	99.6
ORG	\$	991.0
Charter	\$	342.4
Joint Use	\$	57.5
Apportioned	\$	7,165.6
		97.4%
New Construction	\$	1.8
<i>Seismic Repair</i>	\$	2.9
Modernization	\$	6.0
CTE	\$	-
HPI	\$	-
ORG	\$	-
Charter	\$	148.5
Joint Use	\$	-
Unfunded Approvals	\$	159.2
		2.2%
New Construction	\$	1.6
<i>Seismic Repair</i>	\$	-
Modernization	\$	0.4
CTE	\$	12.2
HPI	\$	0.4
ORG	\$	9.0
Charter	\$	9.1
Joint Use	\$	-
Remaining Bond Authority	\$	32.7
		0.4%
Grand Total	\$	7,358
		100.0%

Proposition 55 Bond Authority - \$10.023 billion

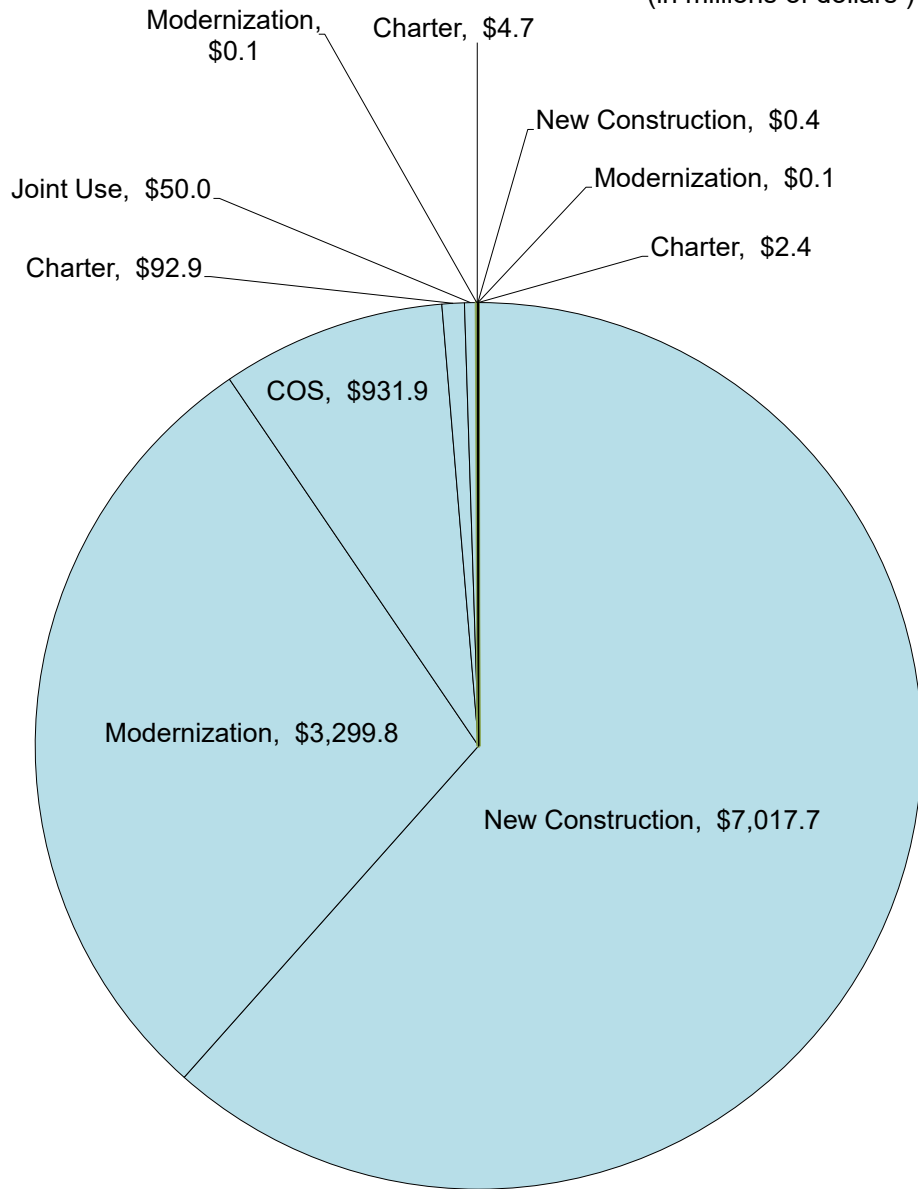
(in millions of dollars)



Proposition 55 Totals		
New Construction	\$ 6,133.5	
Modernization	\$ 2,249.3	
COS	\$ 1,271.2	
Charter	\$ 273.4	
Joint Use	\$ 66.7	
Apportioned	\$ 9,994.1	99.7%
New Construction	\$ 0.1	
Modernization	\$ 0.5	
COS	\$ -	
Charter	\$ 25.5	
Joint Use	\$ -	
Unfunded Approvals	\$ 26.1	0.3%
New Construction	\$ 1.0	
Modernization	\$ 0.2	
COS	\$ -	
Charter	\$ 1.1	
Joint Use	\$ -	
Remaining Bond Authority	\$ 2.3	0.0%
Grand Total	\$ 10,023	100.0%

Proposition 47 Bond Authority - \$11.400 billion

(in millions of dollars)

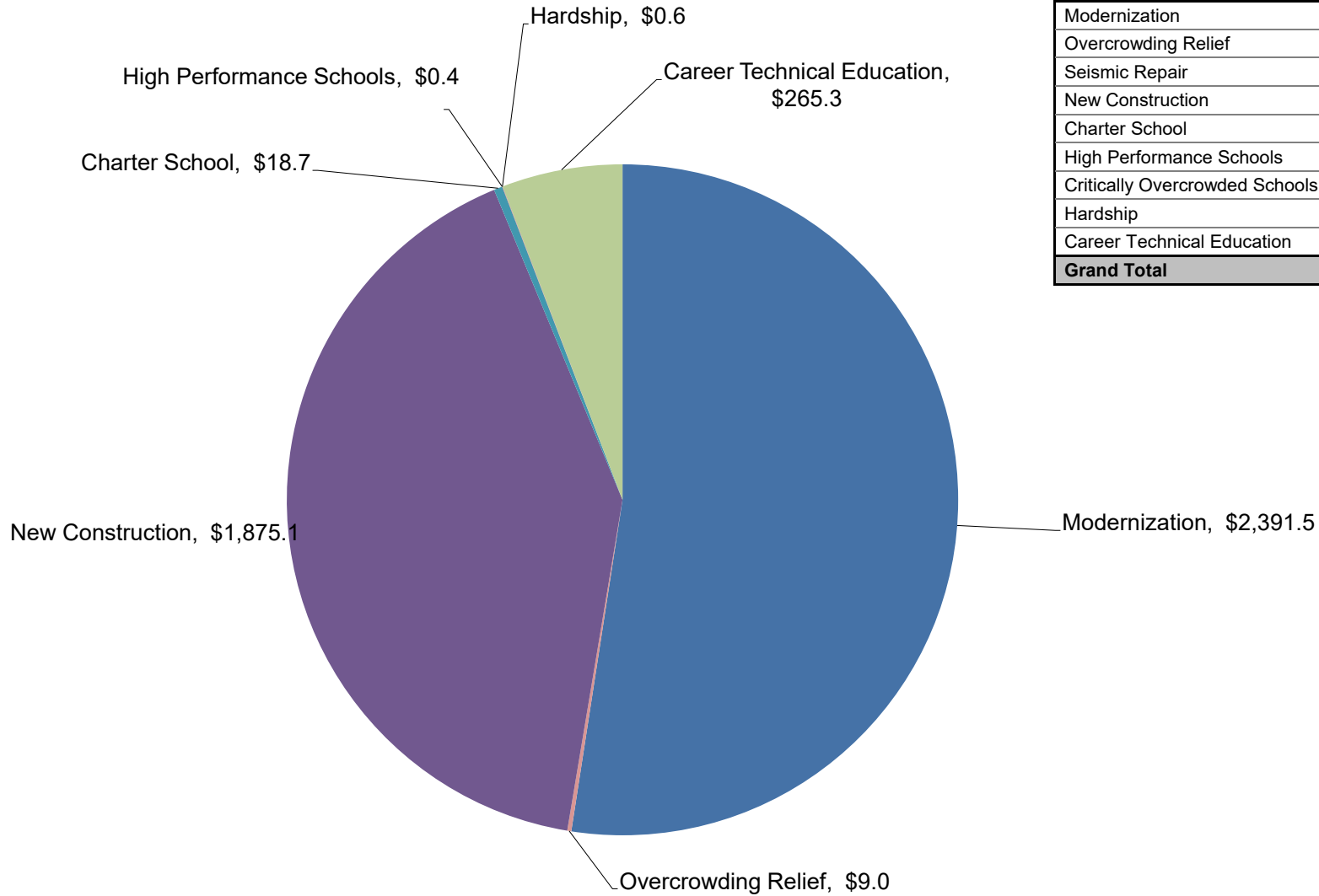


Proposition 47 Totals		
New Construction	\$ 7,017.7	
Modernization	\$ 3,299.8	
COS	\$ 931.9	
Charter	\$ 92.9	
Joint Use	\$ 50.0	
Apportioned	\$ 11,392.3	99.9%
New Construction	\$ -	
Modernization	\$ 0.1	
COS	\$ -	
Charter	\$ 4.7	
Joint Use	\$ -	
Unfunded Approvals	\$ 4.8	0.0%
New Construction	\$ 0.4	
Modernization	\$ 0.1	
COS	\$ -	
Charter	\$ 2.4	
Joint Use	\$ -	
Remaining Bond Authority	\$ 2.9	0.0%
Grand Total	\$ 11,400	100.0%

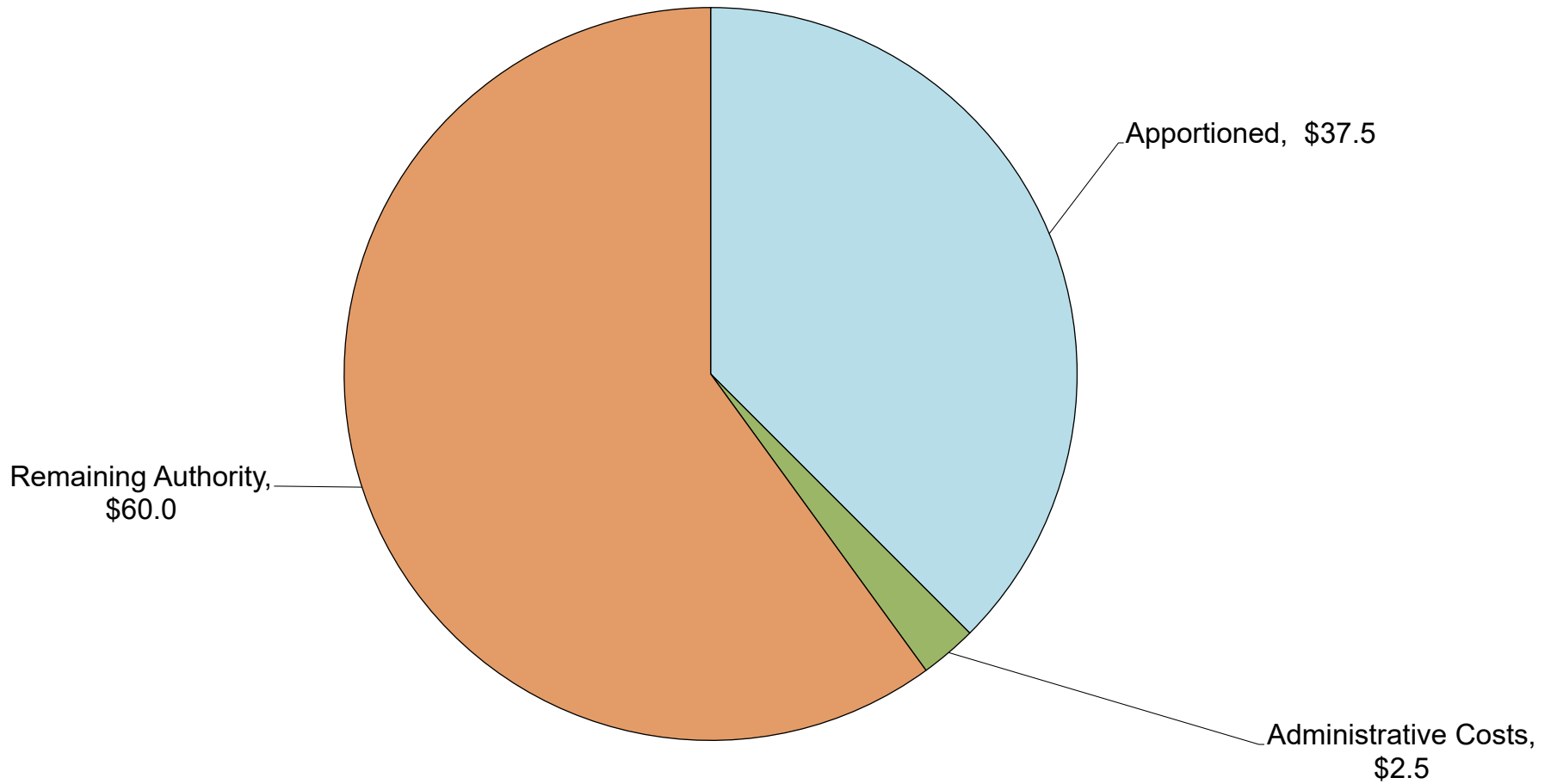
Remaining Bond Authority - \$4,560.6 million

(by program, in millions)
As of June 26, 2019 SAB

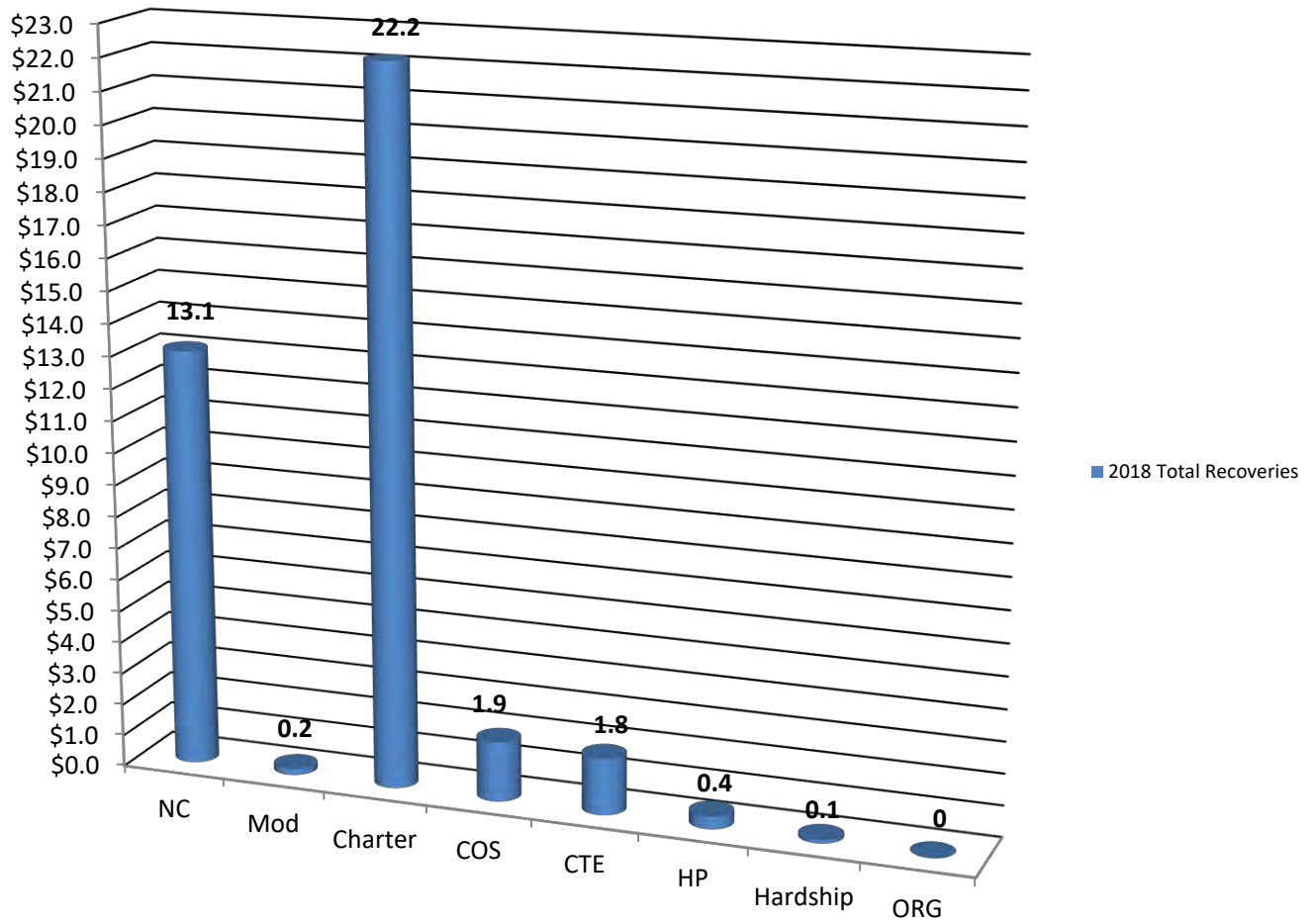
Remaining Bond Authority (in millions)	
Modernization	\$ 2,391.5
Overcrowding Relief	\$ 9.0
Seismic Repair	\$ -
New Construction	\$ 1,875.1
Charter School	\$ 18.7
High Performance Schools	\$ 0.4
Critically Overcrowded Schools	\$ -
Hardship	\$ 0.6
Career Technical Education	\$ 265.3
Grand Total	\$ 4,560.6



Full-Day Kindergarten Facilities Grant Program (FDKFGP) Authority - \$100 million



Fund Recoveries* – 2018
(Totals represented in millions of dollars)

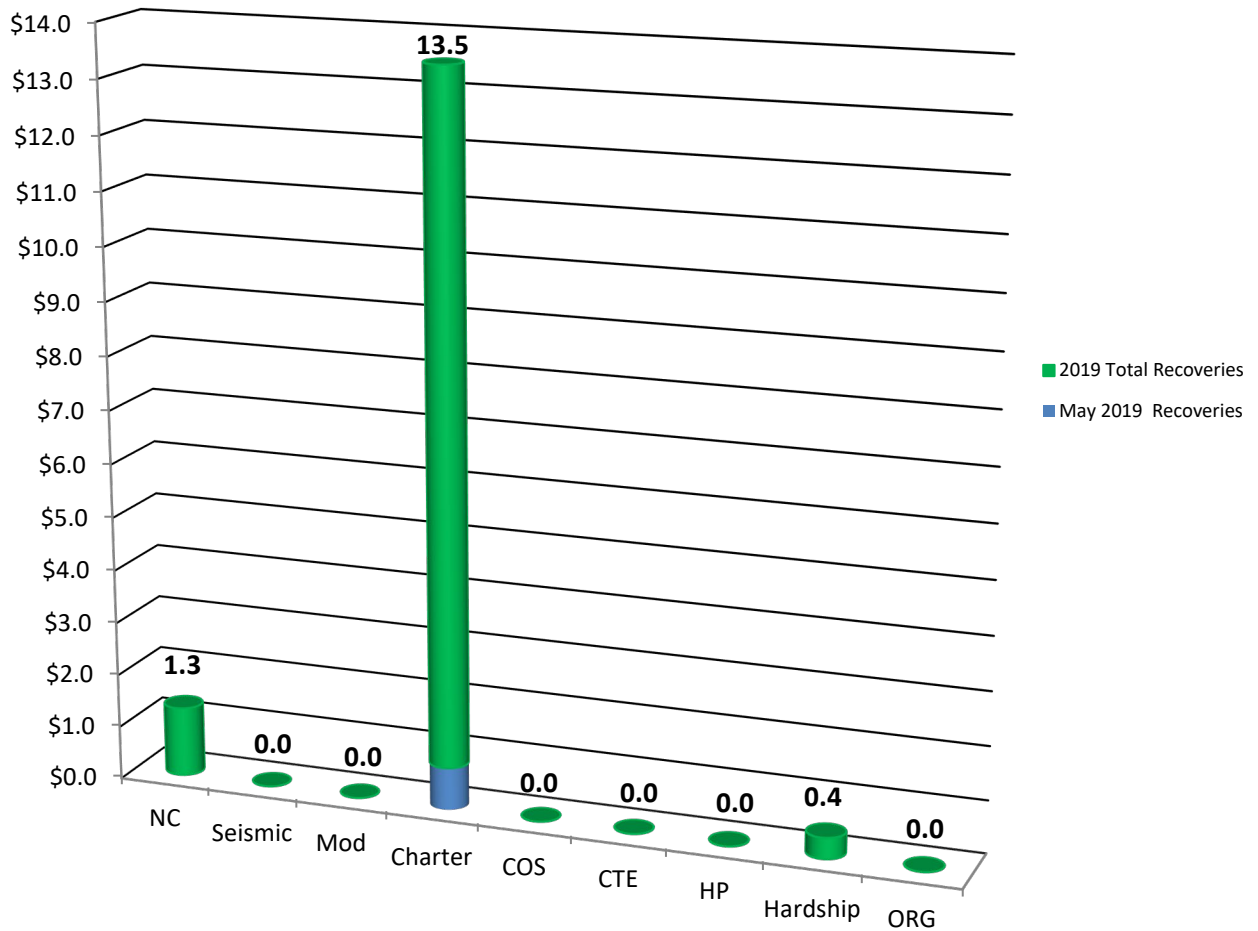


	2018 Totals**
NC	\$13,146,376
Modernization	\$233,753
Charter	\$22,247,096
COS	\$1,926,175
CTE	\$1,826,773
HP	\$358,288
Hardship	\$132,284
ORG	\$0
Total	\$39,870,746

*Includes bond proceeds returned (authority may not be available) to the program through reductions to cost incurred, close-outs, loan repayments, rescissions and special education local plan area transfers.

** 2018 Totals does not reflect any reallocation of authority. For current availability of bond authority, see Status of Funds.

Fund Recoveries* – as of May 22, 2019 SAB
(Totals represented in millions of dollars)



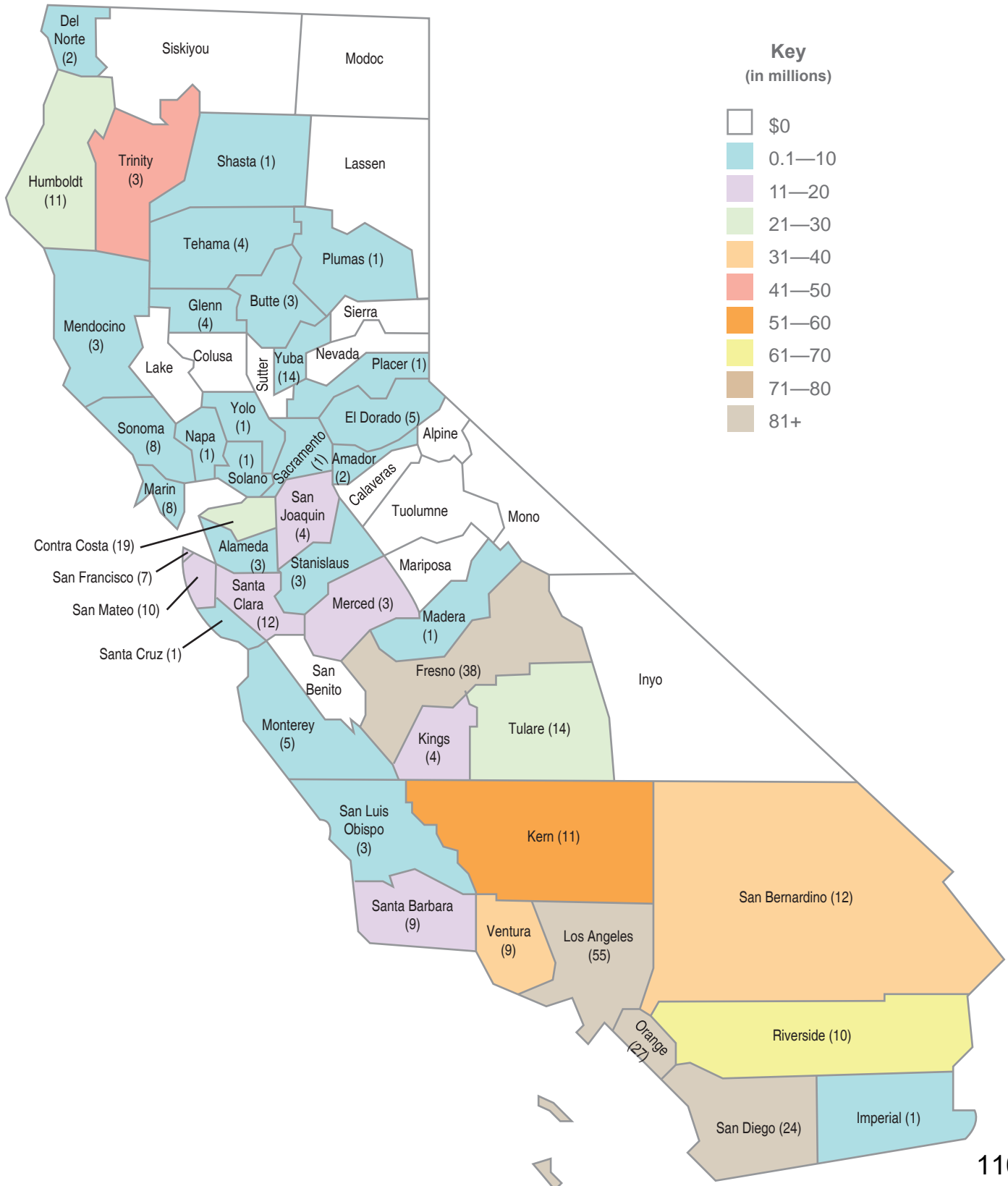
May 2019	1A	47	55	1D	51	May Totals	2019 Totals**
NC	\$0	\$0	\$0	\$0	\$0	\$0	\$1,311,745
Seismic	\$0	\$0	\$0	\$0	\$0	\$0	\$0
Modernization	\$0	\$0	\$0	\$0	\$0	\$0	\$1,525
Charter	\$0	\$130,611	\$114,043	\$514,113	\$0	\$758,767	\$13,490,769
COS	\$0	\$0	\$0	\$0	\$0	\$0	\$0
CTE	\$0	\$0	\$0	\$0	\$0	\$0	\$22,561
HP	\$0	\$0	\$0	\$0	\$0	\$0	\$0
Hardship	\$0	\$0	\$0	\$0	\$0	\$0	\$368,398
ORG	\$0	\$0	\$0	\$0	\$0	\$0	\$0
Total						\$758,767	\$15,194,998

*Includes bond proceeds returned (authority may not be available) to the program through reductions to cost incurred, close-outs, loan repayments, rescissions and special education local plan area transfers.

** 2019 Totals does not reflect any reallocation of authority. For current availability of bond authority, see Status of Funds.

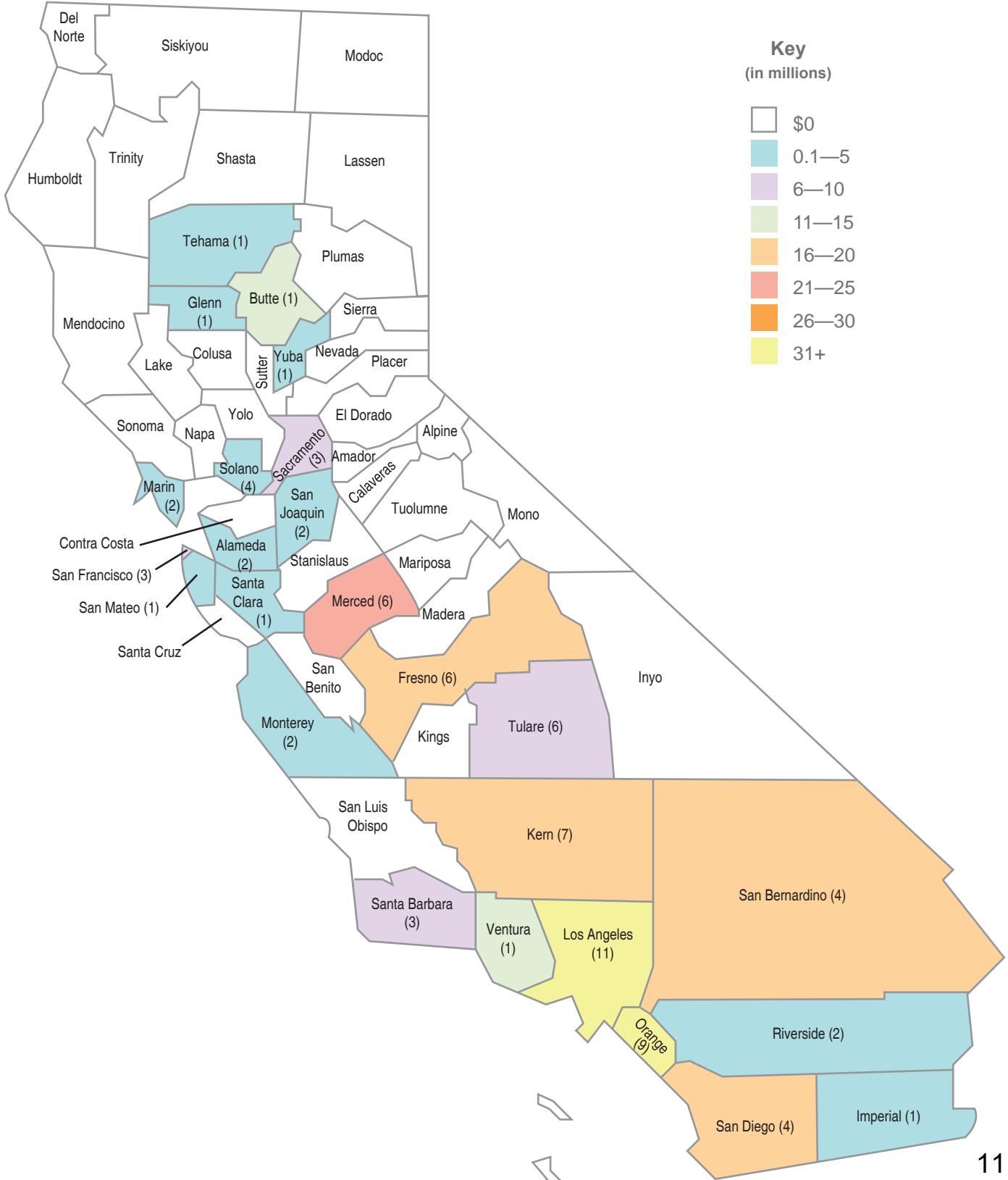
School Facility Program Proposition 51 Apportionments by County

The graphic below displays the amount Apportioned (\$958.1 million) for 359 School Facility Program projects from 156 school districts as of May 31, 2019. The data includes only bond authority provided by Proposition 51 approved by voters in November 2016.



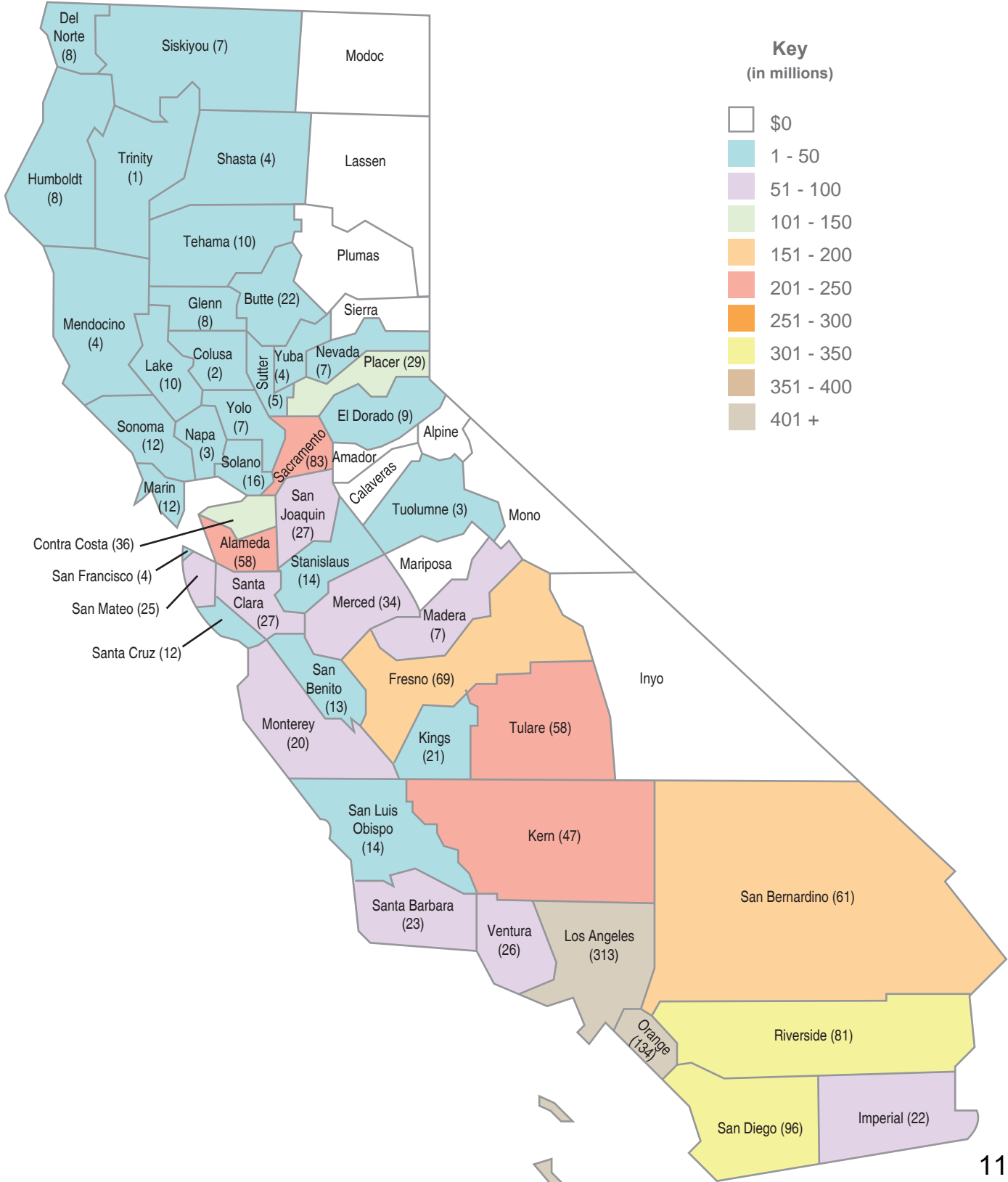
School Facility Program Proposition 51 Unfunded Approvals by County

The graphic below displays the amount of Unfunded Approvals (\$300.4 million) for 83 School Facility Program projects from 50 school districts as of May 31, 2019. The data includes only bond authority provided by Proposition 51 approved by voters in November 2016.



School Facility Program Proposition 51 Current Workload by County

The graphic below displays the Office of Public School Construction's Workload List for New Construction and Modernization (\$4,591.8 million) for 1,516 School Facility Program projects from 356 school districts as of May 31, 2019. The projects are anticipated to be allocated from bond authority provided by Proposition 51 approved by voters in November 2016.



**Proposition 51 Distribution
As of 5/31/2019**

County	Apportioned		Unfunded		Workload List	
	Project Count	Dollar Amount	Project Count	Dollar Amount	Project Count	Dollar Amount
Alameda	3	\$ 3,858,136.00	2	\$ 2,939,790.00	58	\$ 206,029,867.00
Alpine	0	\$ -	0	\$ -	0	\$ -
Amador	2	\$ 5,892,241.00	0	\$ -	0	\$ -
Butte	3	\$ 8,964,544.00	1	\$ 4,193,258.00	22	\$ 32,258,161.60
Calaveras	0	\$ -	0	\$ -	0	\$ -
Colusa	0	\$ -	0	\$ -	2	\$ 3,251,881.80
Contra Costa	19	\$ 25,428,992.56	0	\$ -	36	\$ 107,314,226.80
Del Norte	2	\$ 520,227.00	0	\$ -	8	\$ 3,274,037.55
El Dorado	5	\$ 4,657,914.00	0	\$ -	9	\$ 19,416,400.00
Fresno	38	\$ 106,321,578.38	6	\$ 19,507,519.00	69	\$ 158,047,704.95
Glenn	4	\$ 7,495,895.00	1	\$ 1,869,844.00	8	\$ 12,607,385.40
Humboldt	11	\$ 30,185,953.82	0	\$ -	8	\$ 7,635,402.65
Imperial	1	\$ 51,890.00	1	\$ 2,241,367.00	22	\$ 62,339,683.80
Inyo	0	\$ -	0	\$ -	0	\$ -
Kern	11	\$ 53,613,698.09	7	\$ 19,445,296.42	47	\$ 219,296,237.45
Kings	4	\$ 11,988,877.00	0	\$ -	21	\$ 45,755,308.45
Lake	0	\$ -	0	\$ -	10	\$ 12,212,485.00
Lassen	0	\$ -	0	\$ -	0	\$ -
Los Angeles	55	\$ 128,826,171.11	11	\$ 35,102,847.62	313	\$ 846,018,537.60
Madera	1	\$ 41,985.00	0	\$ -	7	\$ 65,682,646.70
Marin	8	\$ 10,943,815.00	2	\$ 4,265,838.00	12	\$ 16,936,171.00
Mariposa	0	\$ -	0	\$ -	0	\$ -
Mendocino	3	\$ 939,142.00	0	\$ -	4	\$ 5,782,582.20
Merced	3	\$ 17,451,799.00	6	\$ 24,497,577.00	34	\$ 64,707,167.65
Modoc	0	\$ -	0	\$ -	0	\$ -
Mono	0	\$ -	0	\$ -	0	\$ -
Monterey	5	\$ 1,152,753.00	2	\$ 1,977,535.47	20	\$ 83,712,814.20
Napa	1	\$ 442,693.00	0	\$ -	3	\$ 5,059,379.60
Nevada	0	\$ -	0	\$ -	7	\$ 6,996,559.95
Orange	26	\$ 86,048,615.00	9	\$ 81,940,100.00	134	\$ 481,002,998.60
Placer	1	\$ 822,519.00	0	\$ -	29	\$ 139,135,940.15
Plumas	1	\$ 526,164.00	0	\$ -	0	\$ -
Riverside	11	\$ 62,719,247.00	2	\$ 4,937,816.00	81	\$ 340,486,226.20
Sacramento	1	\$ 454,883.00	3	\$ 7,773,003.00	83	\$ 227,141,940.80
San Benito	0	\$ -	0	\$ -	13	\$ 48,972,828.20
San Bernardino	12	\$ 31,023,587.00	4	\$ 19,465,352.00	61	\$ 195,177,393.90
San Diego	24	\$ 128,756,909.00	4	\$ 18,551,563.00	96	\$ 307,357,639.10
San Francisco	7	\$ 19,103,971.00	3	\$ 10,858,458.00	4	\$ 6,637,819.20
San Joaquin	4	\$ 19,440,719.00	2	\$ 3,100,218.00	27	\$ 95,734,782.45
San Luis Obispo	3	\$ 4,696,221.00	0	\$ -	14	\$ 31,416,772.44
San Mateo	10	\$ 20,994,676.00	1	\$ 2,350,683.00	25	\$ 82,222,828.60
Santa Barbara	9	\$ 14,851,485.00	3	\$ 8,180,826.50	23	\$ 87,371,227.20
Santa Clara	12	\$ 17,984,263.00	1	\$ 1,862,325.00	27	\$ 57,545,389.00
Santa Cruz	1	\$ 308,740.00	0	\$ -	12	\$ 16,582,394.25
Shasta	1	\$ 451,339.00	0	\$ -	4	\$ 4,965,296.20
Sierra	0	\$ -	0	\$ -	0	\$ -
Siskiyou	0	\$ -	0	\$ -	7	\$ 7,058,593.40
Solano	1	\$ 157,007.00	4	\$ 3,970,531.00	16	\$ 35,779,197.80
Sonoma	8	\$ 8,593,499.00	0	\$ -	12	\$ 19,751,005.80
Stanislaus	3	\$ 6,107,998.00	0	\$ -	14	\$ 23,937,875.30
Sutter	0	\$ -	0	\$ -	5	\$ 24,376,064.80
Tehama	4	\$ 6,813,808.29	0	\$ -	10	\$ 19,221,627.55
Trinity	3	\$ 47,133,074.00	0	\$ -	1	\$ 3,719,508.00
Tulare	14	\$ 26,176,892.00	6	\$ 7,650,239.00	58	\$ 242,815,948.95
Tuolumne	0	\$ -	0	\$ -	3	\$ 5,417,993.40
Ventura	9	\$ 33,333,635.00	1	\$ 13,679,589.00	26	\$ 88,174,408.55
Yolo	1	\$ 1,053,910.00	0	\$ -	7	\$ 11,115,908.00
Yuba	14	\$ 1,815,935.00	1	\$ 45,982.00	4	\$ 4,374,651.20
Total	359	\$ 958,147,401.25	83	\$ 300,407,558.01	1,516	\$ 4,591,828,900.39

School Facility Program Bond Authority from Proposition 51

(in millions of dollars, as of May 31, 2019)

New Construction

Legend

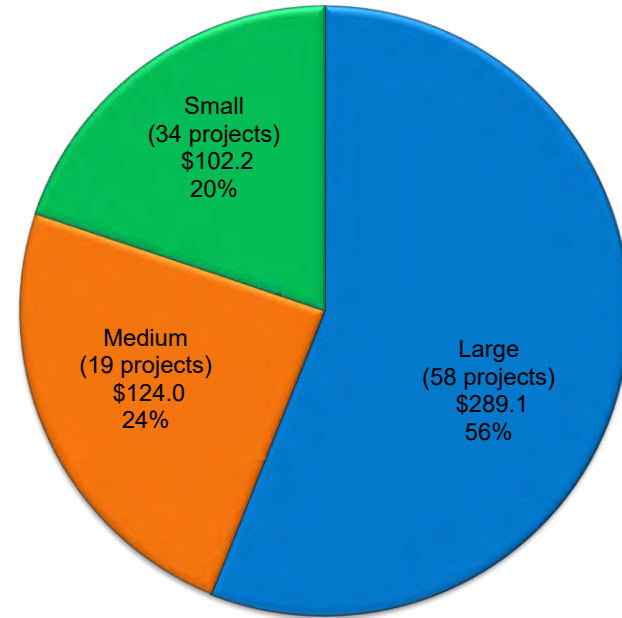
Small School Districts – ADA < 2,500 pupils

Medium School Districts – ADA > 2,500 pupils < 10,000 pupils

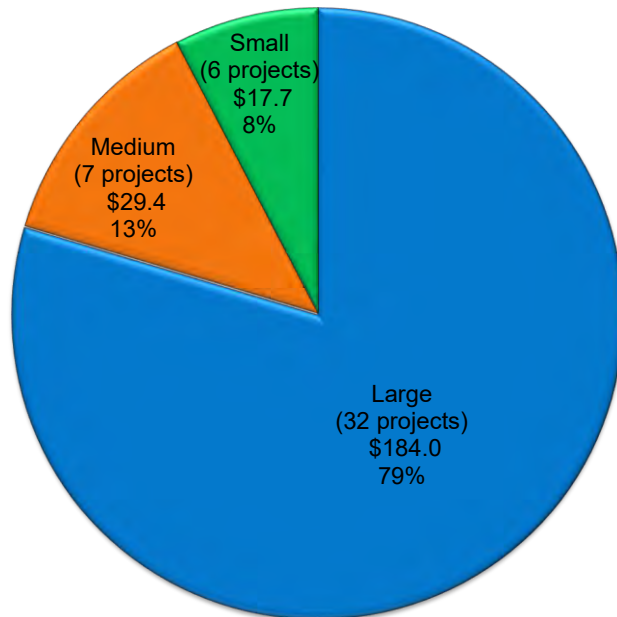
Large School Districts – ADA > 10,000 pupils

District Size (based on 2018/19 Enrollment)
(# of projects)
(in millions)

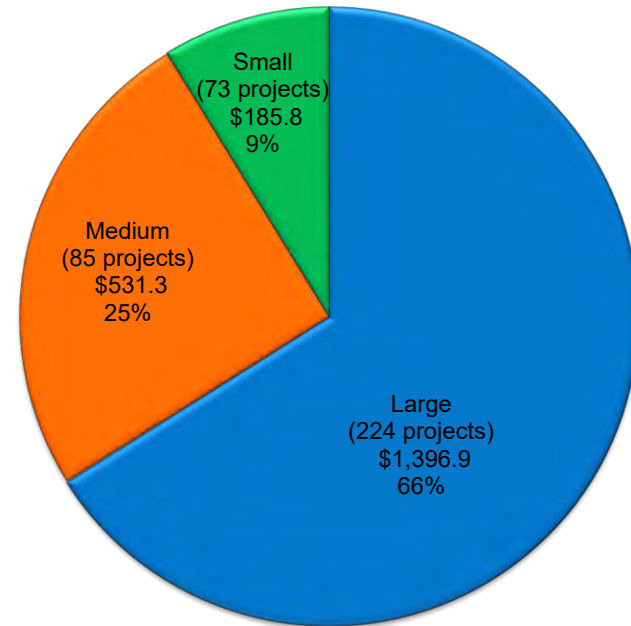
APPORTIONED



UNFUNDED



CURRENT WORKLOAD



School Facility Program Bond Authority from Proposition 51

(in millions of dollars, as of May 31, 2019)

Modernization

Legend

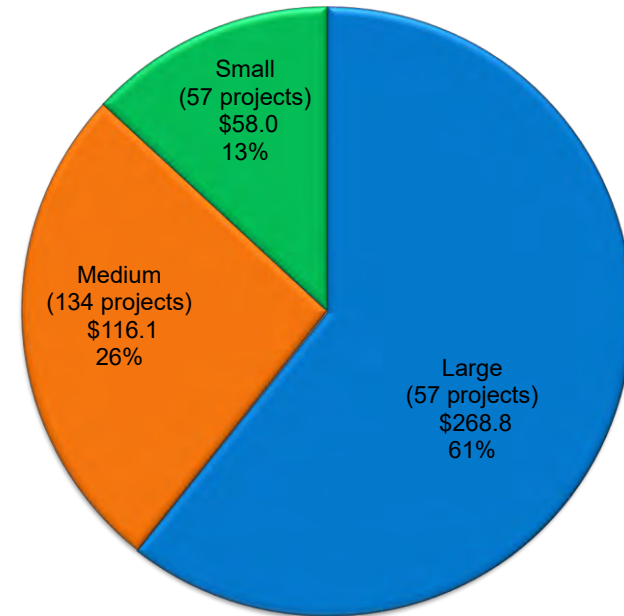
Small School Districts – ADA < 2,500 pupils

Medium School Districts – ADA > 2,500 pupils < 10,000 pupils

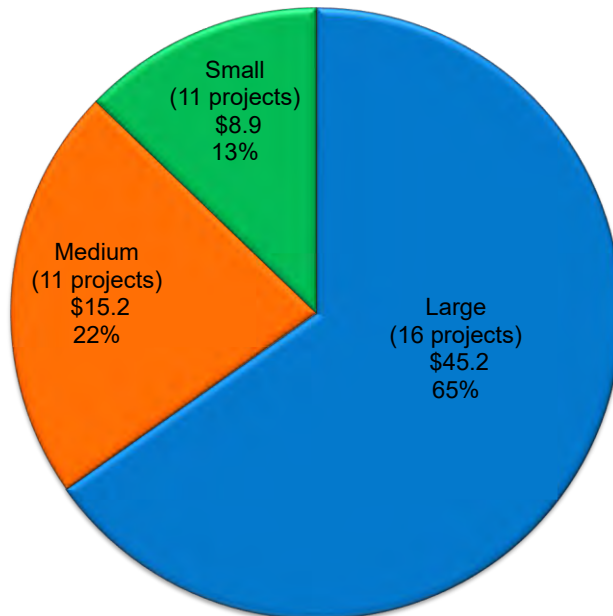
Large School Districts – ADA > 10,000 pupils

District Size (based on 2018/19 Enrollment)
(# of projects)
(in millions)

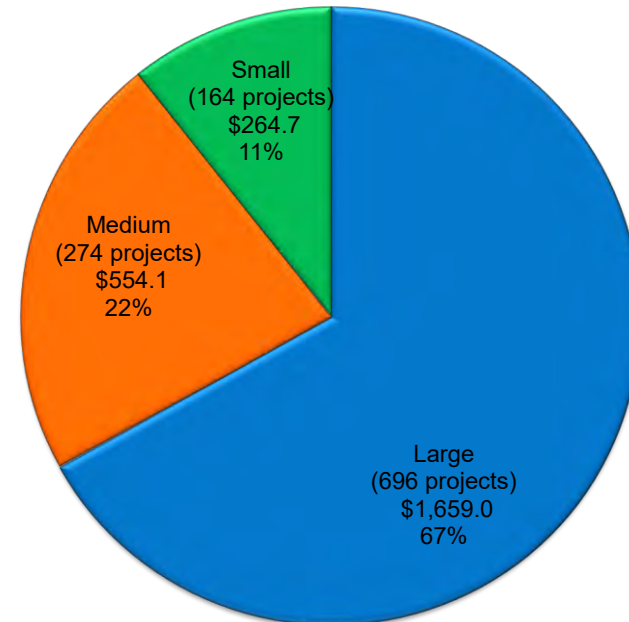
APPORTIONED



UNFUNDED



CURRENT WORKLOAD



Unique School Districts Receiving Proposition 51 Funds (As of May 31, 2019)

New Construction

2018/19 Enrollment	School Districts Statewide		
	#	%	Enrollment
Small – ADA < 2,500 pupils	592	57%	419,625
Medium – ADA > 2,500 pupils < 10,000 pupils	267	26%	1,371,422
Large – ADA > 10,000 pupils	175	17%	4,395,231
	1,034	100%	6,186,278

Apportioned					
#	Enrollment	\$ Amount	By Size*	Size vs. All**	Students***
18	15,477	\$ 102,182,128	28.6%	1.7%	0.3%
16	87,484	\$ 123,993,456	25.4%	1.5%	1.4%
29	1,364,940	\$ 289,053,566	46.0%	2.8%	22.1%
63	1,467,901	\$ 515,229,151	100.0%	6.1%	23.7%

Unfunded					
#	Enrollment	\$ Amount	By Size*	Size vs. All**	Students***
6	7,710	\$ 17,708,930	19.4%	0.6%	0.1%
7	14,656	\$ 29,442,683	22.6%	0.7%	0.2%
18	847,626	\$ 184,002,070	58.1%	1.7%	13.7%
31	869,992	\$ 231,153,683	100.0%	3.0%	14.1%

Workload					
#	Enrollment	\$ Amount	By Size*	Size vs. All**	Students***
51	52,084	\$ 185,821,531	28.7%	4.9%	0.8%
55	278,562	\$ 531,268,217	30.9%	5.3%	4.5%
72	2,271,000	\$ 1,396,933,320	40.4%	7.0%	36.7%
178	2,601,646	\$ 2,114,023,069	100.0%	17.2%	42.1%

Modernization

2018/19 Enrollment	School Districts Statewide		
	#	%	Enrollment
Small – ADA < 2,500 pupils	592	57%	419,625
Medium – ADA > 2,500 pupils < 10,000 pupils	267	26%	1,371,422
Large – ADA > 10,000 pupils	175	17%	4,395,231
	1,034	100%	6,186,278

Apportioned					
#	Enrollment	\$ Amount	By Size*	Size vs. All**	Students***
41	37,808	\$ 58,037,815	33.9%	4.0%	0.6%
33	169,315	\$ 116,102,501	27.3%	3.2%	2.7%
47	1,877,470	\$ 268,777,934	38.8%	4.5%	30.3%
121	2,084,593	\$ 442,918,250	100.0%	11.7%	33.7%

Unfunded					
#	Enrollment	\$ Amount	By Size*	Size vs. All**	Students***
9	10,435	\$ 8,865,274	33.3%	0.9%	0.2%
6	32,850	\$ 15,212,414	22.2%	0.6%	0.5%
12	418,969	\$ 45,176,186	44.4%	1.2%	6.8%
27	462,254	\$ 69,253,875	100.0%	2.6%	7.5%

Workload					
#	Enrollment	\$ Amount	By Size*	Size vs. All**	Students***
105	103,104	\$ 264,718,580	35.1%	10.2%	1.7%
98	512,201	\$ 554,128,086	32.8%	9.5%	8.3%
96	3,084,765	\$ 1,658,959,166	32.1%	9.3%	49.9%
299	3,700,070	\$ 2,477,805,832	100.0%	28.9%	59.8%

*Percentage of funding to small, medium or large school districts

** Percentage of funding to small, medium, and large school district vs. all school districts

***Percentage of students statewide

REPORT OF THE EXECUTIVE OFFICER
State Allocation Board Meeting, June 26, 2019

SCHOOL DISTRICT DATA

School District:FARMERSVILLE UNIFIED County:.....TULARE
 Application Number:.....50/75325-00-005 School Name:.....FREEDOM ELEMENTARY
 Total District Enrollment:.....2,532 Project Grade Level: K-12
 Financial Hardship:YES
 Last Approved Local Bond Measure:.....NONE
 Qualifying Financial Hardship Criteria:.....SFP Regulation Section 1859.81(c)(1)

The District qualifies for financial hardship pursuant to School Facility Program (SFP) Regulation Section 1859.81(c)(1).
 The District's bond indebtedness is more than 60 percent of the District's total bonding capacity.

PURPOSE OF REPORT

To present the District's request to retain the savings from a new construction project funded with Financial Hardship assistance for use on other high priority capital outlay needs within the District.

DESCRIPTION

The District received Financial Hardship assistance for a New Construction project at Freedom Elementary School to construct a building that includes eight classrooms. On its *Expenditure Report* (Form SAB 50-06), the District reported savings of \$248,324. During the closeout process in February 2018, the Office of Public School Construction (OPSC) informed the District of the regulatory requirement to return the savings or to apply them as part of the Financial Hardship assistance of another state-funded project within the next three years. The District is requesting to retain the savings for use on other high priority capital facility needs of the District. Staff does not support the District's request because the SFP Regulations, which are supported by statute, do not allow it.

AUTHORITY

See Attachment A.

BACKGROUND

The State Allocation Board (Board) approved an Apportionment for design funding for the addition of eight classrooms at the Freedom Elementary School site in November 2009. The District applied for full funding and subsequently received an Apportionment in December 2011 in the amount of \$4,067,916, which included Financial Hardship assistance in the amount of \$1,792,472. The District contributed \$241,486 in local funds towards this project. Below is a summary of the Freedom Elementary School project financing.

SFP Application 50/75325-00-005	Total Estimated Project Cost	Freedom Elementary School		
		State Share	Financial Hardship	District Cash Contribution
Design Grant	\$749,520	\$374,760	\$133,274	\$241,486
Full Grant	\$3,318,396	\$1,659,198	\$1,659,198	N/A
Total Project	\$4,067,916	\$2,033,958	\$1,792,472	\$241,486

BACKGROUND (cont.)

In August 2017, the District submitted a final *Expenditure Report* (Form SAB 50-06) for the project that reported excess funds in the amount of \$248,323 for the project. Upon verification of the submitted documents, OPSC sent a letter to the District which provided two options: 1) return the savings declared on the project to the state to reduce the Financial Hardship grant on the project; or 2) use the funds to reduce the financial hardship assistance on a future state-funded project within the next three years.

On March 8, 2018, the District responded with a letter indicating the District's disagreement with the findings of OPSC's Summary of Project Financing and Expenditures. OPSC received the *School District Appeal Request* (Form SAB 189) seeking to retain the declared savings for use on other high priority capital facility needs of the District on March 19, 2018.

This is the first time the District has challenged the return of savings for a Financial Hardship funded project. The District agreed to return project savings on two projects on April 26, 2017 and March 15, 2017 for application numbers 57/75325-00-003 and 57/75325-00-004, respectively. The Board approved the reductions for both projects at the August 2017 meeting. On September 14, 2018, the District also concurred with OPSC's findings and agreed to the return of project savings for application number 57/75325-00-001.

STAFF ANALYSIS/STATEMENTS

Staff does not believe the District's request to retain funds is consistent with the statute or regulations governing Financial Hardship assistance.

District Position

The *School District Appeal Request* (Form SAB 189) included a letter from the District's Superintendent. The District's position is that OPSC has no authority in statute to require Financial Hardship project savings be returned to the State. The main points of discussion from the District's letter are summarized below.

The District's letter references Education Code (EC) Section 17070.63 which states that "[a]ny savings achieved by the district's efficient and prudent expenditure of these funds shall be retained by the district in the country fund for expenditure by the district for other high priority capital outlay purposes."

The District maintains that the Legislature created a single rule for project savings for all SFP funded projects and that the Board has promulgated regulations that are inconsistent with the governing statute by excluding Financial Hardship projects. Therefore, the Legislature emphasized "promoting the 'efficient and prudent expenditure' of State funds was of greater importance than providing resources to SAB to fund the greatest number of project applications." As such, a requirement to return financial hardship savings "[...] encourages waste and the inefficient expenditure for project funds by incentivizing school districts to take a 'use it or lose it' approach in making project decisions."

The District states that a requirement to return project savings for Financial Hardship projects eliminates the use of such savings on other projects within District's that are financially compromised, and wealthier school districts are permitted to utilize project savings for use on other high priority capital outlay projects.

The full text of the District's appeal request and the accompanying letter is included as Attachment B.

STAFF ANALYSIS/STATEMENTS (cont.)

Staff Position

Staff does not support the District's request to retain excess funding declared at the completion of the new construction project at the Freedom Elementary School. The District received SFP new construction grants and Financial Hardship assistance to accommodate the District's inability to provide the full local matching share of funds to complete the project. SFP Regulations require project savings for Financial Hardship projects be returned to the State. Staff maintains that statute supports the program's regulatory requirement to return any unspent funds from a project funded with Financial Hardship assistance.

Statutory and Regulatory Authority to Require the Return of Unspent Financial Hardship Funds

Staff acknowledges that the General Provisions of EC Chapter 12.5, specifically Section 17070.63(c), allow districts to retain savings; however, the term savings is never formally defined in statute. It is used in a general sense to articulate any unspent funds realized at project closeout. Statute provides the Board distinctly separate authority for Financial Hardship under EC Section 17075.15, which includes the authority to adopt regulations to determine the amount of Financial Hardship assistance funding. The District's request to retain savings under EC Section 17070.63(c) does not consider the authority provided in EC Section 17075.15.

The function of the Financial Hardship program is to enable districts to fully participate in the SFP. It allows districts who qualify for Financial Hardship to receive additional funding from the State based on the district's financial constraints. Statutory authority for providing Financial Hardship assistance is found in EC Section 17075.15(a), which states in part that "the Board [...] may adjust or defer the local financial participation [...]" and EC Section 17075.15(b), which states that the Board "shall adopt regulations for determining the amount of funding that may be provided to a district, and the eligibility and prioritization of funding, under this article." Without these provisions in statute, school districts would only be able to participate in the SFP if they could provide the required matching share.

Under these provisions of statute, the Board approved SFP Regulation Section 1859.103 which states in part: "[...] the State's portion of any savings declared by the district determined by the OPSC by audit must be used to reduce the SFP financial hardship grant of that project or other financial hardship projects within the district for a period of three years from the date the savings were declared by the district or determined by the OPSC audit [...]" This regulation reinforces that as a condition of receiving financial hardship assistance, any participating school districts is not permitted to retain project savings.

In the District's case, the state has contributed the majority of the project financing (94 percent) for the Freedom Elementary School project. The unspent funds realized at the completion of the project are in excess of what was necessary to complete the project scope that was approved by the Board and therefore, pursuant to the authority stated above, must be returned to the state. The Financial Hardship assistance is intended to provide school districts with the necessary funding to construct facilities for "unhoused" pupils, not to provide excess funding which could be used for additional projects within the district. Staff analysis has concluded that this SFP regulation requiring the return of excess funding from Financial Hardship projects is legal, and the Board's authority to promulgate such a regulation is clearly provided for in EC Section 17075.15.

Impact to the SFP

Approval of the District's appeal would have a substantial impact on the program. Since inception of the SFP and the Financial Hardship program, \$165.8 million has been returned in savings attributable to projects

STAFF ANALYSIS/STATEMENTS (cont.)

completed under the hardship program. EC Section 17070.63 has never been applied to Financial Hardship savings since inception of the hardship program.

Conclusion

EC Section 17070.63 establishes the general proposition that districts are allowed to retain savings realized through the efficient and prudent expenditure of funds, but EC Section 17070.63 does not specifically address the subject of Financial Hardship project savings. EC Section 17075.15, on the other hand, specifically addresses and authorizes Financial Hardship assistance, specifies that the Board “may adjust or defer the local financial contribution,” and expressly authorizes the Board to “adopt regulations for determining the amount of funding that may be provided to a district.” This specific statutory authority to adjust and defer local contribution, and to determine the amount of hardship funding that will be provided, establishes the Board’s authority to require the return of unspent hardship program funds. Accordingly, since the 1998 inception of the hardship funding program, SFP Regulation Section 1859.103 has required that unexpended Financial Hardship program funds which exceed the amount needed to complete a hardship project must be returned. These statutes and regulation ensure that the maximum amount of grant funds will be available to those districts that need and qualify for hardship funding assistance, and that no district retains hardship program funds that proved unnecessary to complete a hardship project.

Staff recommends that the District be required to return the excess funds declared from its Financial Hardship project to the State. Alternatively, if the District is unable to provide such funds, it may choose to apply the excess funding from the current project to the next New Construction Financial Hardship project in the District within the next three years. This requirement is consistent with the program objective to provide only the funding necessary to provide adequate housing for pupils within a district. Such action would comport with statute and regulations and would be consistent with a long-standing requirement for any districts participating in the program.

BOARD OPTIONS

Pursuant to Rule 6(C) of the *Rules and Procedures of the State Allocation Board*, “Staff is providing the following options for the Board’s consideration. A positive vote by six members is required for the Board to take action that is an alternative to Staff’s administrative action. Absent a positive vote by six members of the Board, Staff’s administrative action will stand, and the school district’s appeal will be considered closed.”

Alternative Option: Grant the District’s appeal.

BOARD ACTION

In considering this Item, no motion was made by the Board. Pursuant to the *Rules and Procedures of the State Allocation Board*, and absent a positive vote by six members of the Board, staff’s administrative action stands and the school district’s appeal is considered closed.

ATTACHMENT A

Authority

Education Code Section 17070.63(c) states “Any savings achieved by the district’s efficient and prudent expenditure of these funds shall be retained by the district in the county fund for expenditure by the district for other high priority capital outlay purposes.”

Education Code Section 17075.10 states in part:

- (a) A school district may apply for hardship assistance in cases of extraordinary circumstances. Extraordinary circumstances may include, but are not limited to, the need to repair, reconstruct, or replace the most vulnerable school facilities that are identified as a Category 2 building, as defined in the report submitted pursuant to Section 17317, determined by the department to pose an unacceptable risk of injury to its occupants in the event of a seismic event.
- (b) A school district applying for hardship state funding under this article shall comply with either paragraph (1) or (2).
 - (1) Demonstrate both of the following:
 - (A) That due to extreme financial, disaster-related, or other hardship the school district has unmet need for pupil housing.
 - (B) That the school district is not financially capable of providing the matching funds otherwise required for state participation, that the district has made all reasonable efforts to impose all levels of local debt capacity and development fees, and that the school district is, therefore, unable to participate in the program pursuant to this chapter except as set forth in this article.
- (c) The board shall review the increased costs that may be uniquely associated with urban construction and shall adjust the per-pupil grant for new construction or modernization hardship applications as necessary to accommodate those costs. The board shall adopt regulations setting forth the standards, methodology, and a schedule of allowable adjustments, for the urban adjustment factor established pursuant to this subdivision.

Education Code Section 17075.15 states

- (a) From funds available from any bond act for the purpose of funding facilities for school districts with a financial hardship, the board may provide other construction, modernization, or relocation assistance as set forth in this chapter or Chapter 14 (commencing with Section 17085) to the extent that severe circumstances may require, and may adjust or defer the local financial participation, as pupil health and safety considerations require to the extent that bond act funds are provided for this purpose.
- (b) The board shall adopt regulations for determining the amount of funding that may be provided to a district, and the eligibility and prioritization of funding, under this article.
- (c) The regulations shall define the amount, and sources, of financing that the school district could reasonably provide for school facilities as follows:
 - (1) Unencumbered funds available in all facility accounts in the school district including, but not limited to, fees on development, redevelopment funds, sale proceeds from surplus property, funds generated by certificates of participation for facility purposes, bond funds, federal grants, and other funds available for school facilities, as the board may determine.
 - (2) The board may exclude from consideration all funds encumbered for a specific capital outlay purpose, a reasonable amount for interim housing, and other funds that the board may find are not reasonably available for the project.
- (d) Further, the regulations shall also specify a method for determining required levels of local effort to obtain matching funds. The regulations shall include consideration of at least all of the following factors:

- (1) Whether the school district has passed a bond measure within the two-year period immediately preceding the application for funding under this article, the proceeds of which are substantially available for use in the project to be funded under this chapter, but remains unable to provide the necessary matching share requirement.
- (2) Whether the principal amount of the current outstanding bonded indebtedness issued for the purpose of constructing school facilities for the school district and secured by property within the school district or by revenues of, or available to, the school district, which shall include general obligation bonds, Mello-Roos bonds, school facility improvement district bonds, certificates of participation, and other debt instruments issued for the purpose of constructing school facilities for the school district and for which owners of property within the school district or the school district are paying debt service is at least 60 percent of the school district's total bonding capacity, as determined by the board.
- (3) Whether the total bonding capacity, as defined in Section 15102 or 15106, as applicable, is five million dollars (\$5,000,000) or less, in which case, the school district shall be deemed eligible for financial hardship.
- (4) Whether the application for funding under this article is from a county superintendent of schools.
- (5) Whether the school district submits other evidence of substantial local effort acceptable to the board.
- (6) The value of any unused local general obligation debt capacity, and developer fees added to the needs analysis to reflect the district's financial hardship, available for the purposes of school facilities financing.

School Facility Program Regulation Section 1859.81(a) states in part that "After the initial request for financial hardship status is granted, no further encumbrances will be approved by the OPSC and all prospective revenue made available to the district's capital facility accounts shall be deemed available as matching contribution on the subsequent financial hardship review [...]"

School Facility Program Regulation Section 1859.81(e) states that "If the district meets the financial hardship requirements in this Section, the amount of financial hardship is equal to the district's matching share less funds deemed available in (a)."

School Facility Program Regulation Section 1859.103 states in part:

[...] the State's portion of any savings declared by the district determined by the OPSC by audit must be used to reduce the SFP financial hardship grant of that project or other financial hardship projects within the district for a period of three years from the date the savings were declared by the district or determined by the OPSC audit[...] Any interest earned on a financial hardship project not expended on eligible project expenditures will be treated as savings and will be used to reduce the SFP financial hardship grant for that project.

STATE OF CALIFORNIA
SCHOOL DISTRICT APPEAL REQUESTSTATE ALLOCATION BOARD
OFFICE OF PUBLIC SCHOOL CONSTRUCTION

SAB 189 (REV 10/09)

Page 2 of 2

SCHOOL DISTRICT Farmersville Unified School District	APPLICATION NUMBER 50/75325-00-005
SCHOOL NAME Freedom Elementary	COUNTY Tulare
DISTRICT REPRESENTATIVE Daniel Maruccia	E-MAIL ADDRESS dmaruccia@lozanosmith.com

Purpose of Request:


Appealing OPSC's demand for return of savings on a facilities hardship project.

Basis of Request:

- Law (Statute) Ed. Code, Tit. 1, Div. 1, Pr. 10, Ch. 12.5
- Regulation _____
- Other (specify) Cal. Const., art. IX, § 5

Description:

Please find attached the District's letter supporting this Appeal Request.

SIGNATURE OF AUTHORIZED DISTRICT REPRESENTATIVE 	DATE 3/14/18
--	-----------------



March 7, 2018

By Overnight Mail & E-Mail: larisa.samoylovich@dgs.ca.gov

Larisa Samoylovich, Auditor
Office of Public School Construction
707 3rd Street, 6th Floor
West Sacramento, California 95605

Re: *In re: Farmersville Unified School Dist. 's Appeal*, Application No. 50/75325-00-005;
Letter Brief in Support of Farmersville Unified School District's Appeal;
Addendum to SAB Form 189

Dear Ms. Samoylovich:

Farmersville Unified School District ("District") submits this Brief in support of the District's appeal to the State Allocation Board ("SAB") on application number 50/75325-00-005 regarding factual and legal issues relevant to its appeal.

INTRODUCTION

The District appeals the Office of Public School Construction's ("OPSC") findings memorialized in the revised Summary of Project Financing and Expenditures and accompanying letter dated February 1, 2018, regarding a financial hardship new construction project at Freedom Elementary School under Application No. 50/75325-00-005 (the "Freedom Project"). (See, OPSC's February 1, 2018 Letter and Revised Summary of Project Financing and Expenditures (the "Summary Report"), attached hereto as Exhibit A ("Ex. A") and incorporated by reference.) OPSC seeks a return of savings generated from the Freedom Project in the amount of \$248,323.74. (Ex. A at 1.) For the reasons stated below, the District hereby appeals OPSC's demand for a return of savings.

BACKGROUND FACTS AND SUMMARY OF POSTURE

The District applied to the OPSC for funding of its Facilities Hardship Project which included a request for a financial hardship grant under Application No. 50/75325-00-005. On December 14, 2011, the SAB approved Application No. 50/75325-00-005 for the Freedom Project.

Larisa Samoylovich
March 7, 2018
Page 2

On August 29, 2017, the District completed and filed with OPSC a SAB Form 50-06 Expenditure Report. (“SAB Form 50-06 Revised Expenditure Report filed by the District on September 11, 2017,” attached hereto as Exhibit B (“Ex. B”) and incorporated by reference.)

OPSC delivered to the District a Letter and Summary of Project Financing and Expenditures (“Summary Report”), dated February 1, 2017, requesting action by the District relating to the Freedom Project. The Summary Report demanded, by February 15, 2017, either a return of \$248,323.74 in Financial Hardship Project savings, an alternative election to debit that amount from the State’s portion of future Financial Hardship projects, or that the District submit a School District Appeal Request (SAB Form 189).

On February 8, 2018, District’s counsel, on behalf of the District, responded via email to OPSC and requested a two-week extension to allow the District to fully consider its options related to the return of Freedom Project savings, which extension OPSC approved on February 9, 2018. (“OPSC Email Response to District Request, dated February 9, 2018,” attached hereto as Exhibit C (“Ex. C”) and incorporated by reference.)

On February 28, 2018, District’s counsel, on behalf of the District, emailed OPSC conveying the District’s disagreement with the findings contained in the Summary Report and the District’s intention to submit a SAB Form 189. OPSC responded the same day indicating a deadline of March 7, 2018, for the submission of the District’s SAB Form 189. (“OPSC Email Response to District, dated February 28, 2018,” attached hereto as Exhibit D (“Ex. D”) and incorporated by reference.)

The District’s position is that there is no authority, explicit or implied, to demand a return of savings from the Freedom Project; the Legislature has clearly provided that savings may be expended on other high-priority capital needs projects.

OPSC’s demand rests on its own promulgated section 1859.103 of title 2 of the California Code of Regulations (“section 1859.103”) which, the District argues, articulates a presumed power beyond the scope of administrative power the Legislature intended would be granted under the statutory scheme.

The District disagrees with an attempt to enforce section 1859.103, as it is contrary to law. Any requirement to return savings to the State realized on a financial hardship project, including the Freedom Project, is contrary to governing law and is, thus, void.

ARGUMENT

The Leroy F. Greene School Facilities Act of 1998 (Ed. Code, § 17070 *et seq.*, the “School Facility Program” or “SFP”) provides a mechanism for State funding of grants to school districts for critical facilities infrastructure needs.

The School Facility Program further provides that “[a]ny savings achieved by the district’s efficient and prudent expenditure of these funds shall be retained by the district and in the county fund for expenditure by the district for other high priority capital outlay purposes.” (*Id.*, §

Larisa Samoylovich
 March 7, 2018
 Page 3

17070.63, subd. (c).) The SAB has promulgated specific rules for the treatment of savings realized by districts under the SFP.

In that connection, section 1859.103 of title 2 of the California Code of Regulations (“CCR”), entitled “Savings,” sets forth the general rule, consistent with Education Code section 17070.63, in pertinent part:

A district may expend the savings not needed for a project on other high priority capital facility needs of the district...

Thus, savings realized on a project funded under the SFP is savings that may be retained.

Departing from the statute clearly authorizing the use of “any” savings for other high-priority capital projects, section 1859.103 then carves out an exception to the general rule:

The State’s portion of any savings declared by the district or determined by the OPSC by audit must be used to reduce the SFP financial hardship grant of that project or other financial hardship projects within the district for a period of three years from the date the savings were declared by the district or determined by the OPSC audit.

Here, the District saved approximately \$248,323.74¹ on the Freedom Project, which savings the District is entitled to retain for expenditure on other high priority capital facility needs.

- I. A DEMAND FOR RETURN OF SAVINGS IS UNLAWFUL BECAUSE A DEMAND FOR A RETURN OF SAVINGS EXCEEDS SAB’S STATUTORY AUTHORITY.**
- A. THE STATUTE MAKES IT CLEAR THAT SAVINGS REALIZED IS SAVINGS RETAINED.**

Generally an administrative agency’s construction of legislative acts are given considerable weight. But there are limits. No administrative agency regulation is valid or effective unless it is consistent with, and not in conflict with, the authorizing statute. (Gov. Code, § 11342.1.) An administrative agency may not exercise its rulemaking power so as to alter, extend, limit, or enlarge the provisions of the statute that is being administered. (*First Industrial Loan Co. v. Daugherty* (1945) 26 Cal.2d 545, 550.) Administrative regulations that alter or amend a statute or enlarge or impair its scope are void, and courts not only may, but it is their obligation to, strike down those regulations. (*Dyna-Med, Inc. v. Fair Employment & Housing Com.* (1987) 43 Cal.3d 1379, 1389.) Thus, an administrative agency may not act contrary to the statute that is the source of its power or exceed the scope of its authority. (Gov. Code, § 11342.2; *California Emp. Com. v. Kovacevich* (1946) 27 Cal2d 546, 553.)

¹ Although the District categorically disputes OPSC’s position that any amount of savings is subject to return to the State, the particular amount of savings demanded, \$248,323.74, is derived from OPSC’s Summary Report, and on which the District preserves its right to dispute.

Larisa Samoylovich

March 7, 2018

Page 4

Education Code section 17070.63 provides that “[a]ny savings achieved by the district's efficient and prudent expenditure of these funds shall be retained by the district in the county fund for expenditure by the district for other high priority capital outlay purposes.”

The proper goal of statutory construction is to ascertain and effectuate legislative intent, giving the words of the statute their usual and ordinary meaning. (*In re Lucas* (2012) 53 Cal.4th 839, 849.) When construing statutes, court looks first to the words of the statute, which should be given their usual, ordinary, and common-sense meaning. (*People v. Mejia* (2012) 211 Cal.App.4th 586, 611.) Statutory terms should be construed in accordance with the usual and ordinary meaning of the words used. (*Alexander v. Superior Court* (1993) 5 Cal.4th 1218, 1225.)

In that connection, the word “any,” as usually and ordinarily used in this context, means “unmeasured or unlimited in amount, number, or extent.” (Any, Merriam Webster Online Dictionary, <https://www.merriam-webster.com/dictionary/any?src=search-dict-box> (last visited Mar 6, 2018).)

Thus, the Legislature intended that savings realized on a project would be savings retained, indiscriminately. To conclude otherwise renders the Legislature’s word choice of “any,” meaningless. Courts should strive to give meaning to every word in a statute and to avoid constructions that render words, phrases, or clauses superfluous. (*In re CH*. (2011) 53 Cal.4th 94, 103.) In construing a statute, courts accord significance, if possible, to every word, phrase and sentence in pursuance of the legislative purpose. (*Halogowski v. Superior Court* (2011) 200 Cal.App.4th 983, 987-988.)

Further, this section applies to any funding received pursuant to the School Facilities Program. (*see* Ed. Code, § 17070.63, subd. (a) *referring to funds received “under this chapter.”*) Accordingly, funds received from a financial hardship grant pursuant to Education Code section 17075.10 and 17075.15 are subject to the statutory savings authority. Nothing in any of these statutes suggests that savings realized on a project funded by a financial hardship grant should be treated any differently than savings realized on a project funded by any other provision of the SFP.

However, SAB has promulgated a regulation that treats savings from financial hardship projects differently than savings from other projects. Section 1859.103 provides that project savings “must be used to reduce the SFP financial hardship grant of that project or other financial hardship projects within the district for a period of three years from the date the savings were declared by the district or determined by the OPSC audit.” Such a limitation is contrary to and impairs the clear mandate of Education Code section 17070.63.

Accordingly, the Legislature created a single rule for project savings realized on all SFP-funded projects, and it is codified as Education Code section 17070.63. SAB has created an exception which is clearly inconsistent with an act of the Legislature and is thus void. (*See California Welfare Rights Organization v. Carleson* (1971) 4 Cal.3d 445, 455.) Because section 1859.103 attempts to impair the intended unfettered scope of Education Code section 17070.63, to wit, by discriminating between types of projects funded by the SFP, it is void, and a court would be obligated to strike it down.

B. OPSC'S DEMAND FOR THE RETURN OF PROJECT SAVINGS IS CONTRARY TO LEGISLATIVE INTENT

California Code of Regulations, title 2, section 1859 is also inconsistent with the public policy purposes and legislative intent of Education Code section 17070.63. "Regulations must be construed in a manner consistent with the legislative purpose, and may not conflict with the statute." (*Transworld Systems, Inc. v. County of Sonoma* (2000) 78 Cal.App.4th 713, 717.) In determining legislative intent, courts will first look to the words of the statute, giving the language its usual, ordinary meaning. (*Hunt v. Superior Court* (1999) 21 Cal.4th 984, 1000.)

In enacting Education Code section 17070.63, the Legislature's language make clear that it anticipated that project savings would be realized by a school district's "efficient and prudent expenditure of [SFP] funds." By allowing school districts to retain such savings for future capital expenditures, rather than requiring the return of savings, the Legislature clearly intended to encourage efficient and prudent expenditures of State funds.

If the Legislature was primarily concerned with ensuring that State funds were expended in a manner providing the opportunity for the greatest number of projects across school districts to receive funding, the Legislature would have required project savings to be returned so that such funds could be reallocated by the SAB. Instead the Legislature choose to reward school district's which realize project savings through the "efficient and prudent expenditure" of funds by allowing school districts to retain such funds for other capital outlay purposes. Accordingly, the Legislature made the decision that promoting the "efficient and prudent expenditure" of State funds was of greater importance than providing resources to SAB to fund the greatest number of project applications.

Section 1859.103, as promulgated by SAB, actually incentivizes a result directly opposite of the legislative intent. By requiring the return of project savings which funds could then be used to finance other project applications, the SAB encourages waste and the inefficient expenditure of project funds by incentivizing school districts to take a "use it or lose it" approach in making project decisions. Thus this regulation conflicts with both the plain meaning and legislative purpose of Education Code section 17070.63 and is invalid.

II. OPSC'S DEMAND FOR THE RETURN OF FINANCIAL HARDSHIP SAVINGS CONSTITUTES DISCRIMINATION AGAINST DISTRICTS BASED ON ABILITY TO RAISE TAX REVENUE

All California students are entitled to equality in public education. (Cal. Const., art. IX, § 5; *Serrano v. Priest* (1971) 5 Cal.3d 584, 608-609.) Discrimination against school districts on the basis of wealth is as invalid as the discrimination of individuals on that basis. (*Id.* at 601.) Additionally, education is a fundamental interest to which courts will apply "strict scrutiny" to determine whether the discriminatory action serves a compelling state interest. (*Id.* at 608-610.)

Section 1859.103 discriminates against school districts based on school district wealth. By definition, only those school districts which lack local resources to meet the matching scheme of the SFP qualify for financial hardship assistance. (2 CCR § 1859.81.) And, per section

Larisa Samoylovich

March 7, 2018

Page 6

1859.103, only those school districts which receive financial hardship grant funds are required to return project savings or otherwise restrict the use of such savings. While wealthy school districts are permitted to utilize SFP project savings for other high priority capital outlay projects, school districts with less financial means are required to return project savings they realize. The result is wealthy school districts, through efficient and prudent expenditure of State funds, are able to stretch SFP dollars to make multiple capital improvements for their students. School districts which receive financial hardship assistance are thus subject to the type discrimination scrutinized by *Serrano* and its progeny.

Nothing in section 1859.103 can be said to serve a compelling state interest outweighing such discrimination. To the contrary, as explained above, section 1859.103 actively thwarts the public policy that the Legislature determined to be paramount in enacting Education Code section 17070.63 – the efficient use of taxpayer dollars. Accordingly, section 1859.103 of the CCR violates the California Constitution and is void.

CONCLUSION

Section 10707.63 of the Education Code authorizes the District to expend savings realized on the Project on other high priority capital facilities needs. Section 1859.103 of the CCR provides for a return of savings realized after the prudent and efficient administration of projects funded by financial hardship grants. Because the SAB regulation exceeds SAB's statutory authority it is invalid and unenforceable. Further, the SAB regulation violates the equal protection provisions of the California Constitution and is therefore void. For the foregoing reasons, we respectfully request that the SAB grant the District's appeal and order OPSC to amend its findings in a manner consistent with applicable law.

Sincerely,



Randy DeGraw, Superintendent
Farmersville Unified School District

Attachments: Exhibits A through D

cc: Daniel Maruccia, Lozano Smith, LLP

EXHIBIT A

OPSC'S FEBRUARY 1, 2018 LETTER AND SUMMARY REPORT



Governor Edmund G. Brown Jr.

February 1, 2018

Application No.: 50/75325-00-005
 School: Freedom Elementary
 County of Tulare

Mr. Randall Wayne DeGraw
 District Superintendent
 Farmersville Unified
 571 East Citrus
 Farmersville, CA 93223

Dear Mr. DeGraw:

The Office of Public School Construction (OPSC) has conducted the review of the District's project financing, expenditures, and certifications to ensure compliance pursuant to Education Code Sections 17072.35, 17074.25, and 17076.10 and School Facility Program (SFP) Regulation Section 1859.106 for the above mentioned project. In addition, the review examined the District's compliance with applicable SFP Regulations in effect when the funding application was received by OPSC, dated July 14, 2009.

The project is a financial hardship new construction project that was funded on a 50 percent State and 50 percent financial hardship apportionment basis. The use of any project savings for financial hardship projects is limited according to SFP Regulation Section 1859.103.

As this is a financial hardship project, savings of \$248,323.74 must be returned to the State to reduce the financial hardship apportionment on this project. If the District intends to retain the project savings to reduce the State's financial hardship contribution on a future project in the next three years, please check the appropriate box on the enclosed *Summary of Project Financing and Expenditures*. After the three year timeline, any savings remaining, including interest must be returned to the State.

The *Summary of Project Financing and Expenditures* and supporting schedules are enclosed for your review and response.

This draft report includes the:

1. Summary of Project Financing and Expenditures
2. State Allocation Board Apportionment Approval
3. Division of the State Architect Plan Approval
4. California Department of Education Final Plan Approval

Please do one of the following by **February 15, 2018**.

- If the District concurs with the OPSC findings:

Sign and date the attached *Summary of Project Financing and Expenditures* and return it to the OPSC. Subsequently, a copy of the closing action and final report will be sent to the District. The final report will also be made available on our website.

- If the District disagrees with the OPSC findings:

Submit a School District Appeal Request (SAB Form 189).

Farmersville Unified
50/75325-00-005

February 1, 2018

Should the District not respond by **February 15, 2018**, the OPSC will move forward with closing out the project based on the attached *Summary of Project Financing and Expenditures*.

Should you have any questions concerning this matter, please contact me at larisa.samoylovich@dgs.ca.gov or (916) 375-4327, or my supervisor Ms. Janet Mizushima at janet.mizushima@dgs.ca.gov or (916) 376-1832.

Sincerely,



LARISA SAMOYLOVICH, Auditor
Office of Public School Construction

Enclosure

Project file

Summary of Project Financing and Expenditures

District Name: Farmersville Unified
 School: Freedom Elementary
 County: Tulare
 SFP Application Number: 50/75325-00-005
 LPP Application Number: N/A
 Date: 1/30/2018

Line			
1	LPP State Apportionment	1	\$ -
2	SFP State Apportionment	2	\$ 2,033,958.00
3	Financial Hardship Apportionment	3	\$ 1,792,472.00
4	District Contribution	4	\$ 241,486.00
5	Interest	5	\$ 30,322.06
6	Total Project Funding	6	\$ 4,098,238.06
7	Reported Expenditures	7	\$ 3,849,914.32
8	Reported Savings/Overspent	8	\$ 248,323.74
9	Grant Adjustments	9	\$ -
10	Total Review Adjustments	10	\$ -
11	Revised Expenditures	11	\$ 3,849,914.32
12	Net Savings	12	\$ 248,323.74
13	Interest Due	13	\$ -
14	Total to be Returned to the State	14	\$ 248,323.74

Explanations:

Line 12:

This is a financial hardship project and savings of \$248,323.74 must be returned to the State to reduce the financial hardship contribution on this project. If the District intends to retain the project savings to reduce the State's financial hardship contribution on a future project in the next three years, please check the appropriate box below, then sign and return this form. After the three year timeline, any savings remaining, including interest, must be returned to the State.

Option 1: The savings of \$248,323.74 will be returned to the State to reduce the financial hardship contribution on this project.

Option 2: The District's savings amount of \$248,323.74 will be used to reduce the State's financial hardship contribution on a future project in the next three years.

These are the final authorized amounts needed to bring the District's accounting records into compliance. Amounts shown supersede all authorized amounts shown on the Office of Public School Construction Fund Release documents.

ON BEHALF OF THE DISTRICT I CONCUR WITH THIS ANALYSIS AND REQUEST THAT THE OFFICE OF PUBLIC SCHOOL CONSTRUCTION CLOSE ITS BOOKS FOR THIS PROJECT.

 District Representative

 Date

EXHIBIT B

SAB FORM 50-06 EXPENDITURE REPORT FILED BY THE DISTRICT ON
AUGUST 29, 2017

ATTACHMENT B

STATE OF CALIFORNIA
EXPENDITURE REPORT
 SCHOOL FACILITY PROGRAM
 SAB 50-06 (REV 12/10)

STATE ALLOCATION BOARD
 OFFICE OF PUBLIC SCHOOL CONSTRUCTION

SCHOOL DISTRICT Farmersville Unified		COUNTY Tulare	APPLICATION NUMBER 50/75325-00-005
BUSINESS ADDRESS/CITY 571 E Citrus Farmersville, CA 93223			REPORT NUMBER Final
SCHOOL NAME Freedom Elementary	DSA NUMBER 02-109333	CDS NUMBER 0106021	PERIOD ENDING 12/30/2016
PREPARER'S NAME (TYPED) Jason Kaff	PREPARER'S TITLE (TYPED) CBO	TELEPHONE NUMBER/E-MAIL ADDRESS (559) 592-2010 jkaff@farmersville.k12.ca.us	
DISTRICT REPRESENTATIVE NAME (TYPED) Randy Degraw	DISTRICT REPRESENTATIVE TITLE (TYPED) Superintendent	TELEPHONE NUMBER/E-MAIL ADDRESS (559) 592-2010 rdegraw@farmersville.k12.ca.us	

1. Percent of Project Complete: 100%
2. Notice to Proceed Issue Date: January 18, 2012
3. Notice of Completion Date: April 4, 2013

	4. Previous Report	5. Report Period	6. Total to Date
District Funds or Joint-Use Partner(s) Contribution	\$241,486.00	(\$241,486.00)	\$0
State Funds	\$3,826,430	0	\$3,826,430
Interest Earned	\$30,322.06	0	\$30,322.06
Project Expenditures	\$3,849,914.32	0	\$3,849,914.32

7. If applicable, list the amount of savings from this financial hardship project that will be used to reduce the grant of a future School Facility Program financial hardship project which has not yet been apportioned. Attach written declaration of savings pursuant to Section 1859.103.

Project Number _____ Amount of Savings \$ 6837.74
 Project Number _____ Amount of Savings \$ _____

I certify, as the District Representative, that the information reported on this form is true and correct and that:

- I am designated as an authorized district representative by the governing board of the district; and,
- under penalty of perjury, under the laws of the State of California, the foregoing statements are true and correct, and that the Public Contract Code was adhered to in the construction of this project; and,
- this form is an exact duplicate (verbatim) of the form provided by Office of Public School Construction. In the event a conflict should exist, then the language in the OPSC form will prevail.

SIGNATURE OF DISTRICT REPRESENTATIVE Randy Degraw DATE 8/29/2017

ATTACHMENT B

EXHIBIT C

OPSC EMAIL RESPONSE TO DISTRICT REQUEST, DATE FEBRUARY 9, 2018

From: Samoylovich, Larisa@DGS <Larisa.Samoylovich@dgs.ca.gov>
Sent: Friday, February 09, 2018 9:37 AM
To: Nick Clair
Cc: Daniel Maruccia; Mizushima, Janet@DGS
Subject: RE: Farmersville Unified School District - Application No. 50/75325-00-005

Dear Mr. Clair,

The District's two week extension request to submit Summary of Project Financing and Expenditures (SOPFE) for Freedom Elementary project # 50/75325-00-005 has been approved. The new and final due date to submit signed SOPFE is March 1, 2018. Please let me know if you'll have any questions regarding this matter.

Regards,

Larisa Samoylovich

Auditor

Office of Public School Construction

State of California » Department of General Services
707 Third Street, West Sacramento, CA 95605
<http://www.dgs.ca.gov/opsc>

Phone 916.375.4327

Fax 916.375.6721

Email larisa.samoylovich@dgs.ca.gov



Excellence in the Business of Government

From: Nick Clair [mailto:nclair@lozanosmith.com]
Sent: Thursday, February 08, 2018 3:47 PM
To: Samoylovich, Larisa@DGS
Cc: Daniel Maruccia
Subject: Farmersville Unified School District - Application No. 50/75325-00-005

Dear Ms. Samoylovich,

Thank you for speaking with me today regarding the Farmersville Unified School District's ("District") Freedom Elementary School project (Application No: 50/75325-00-005). As we discussed, the District is in receipt of your letter

dated February 1 regarding the Summary of Project Financing and Expenditures in which the Office of Public Construction ("OPSC") has requested that the District return project savings of \$248,323.74 to the State. As I mentioned, this is a significant amount of money and the District is still considering whether or not to appeal OPSC findings, and if not whether to apply the project savings to future District projects. The District is requesting an extension of the February 15, 2018 deadline stated in your letter to March 1, 2018. We appreciate your consideration of this request. Should you have any questions please feel free to contact me.

Sincerely,

Nick Clair

Attorney at Law
T: 916.329.7433 | F: 916.329.9050
One Capitol Mall, Suite 640
Sacramento, CA 95814
loanosmith.com



[Email](#) | [Attorney Bio](#) | [Vcard](#)

CONFIDENTIALITY NOTICE: This electronic mail transmission may contain privileged and/or confidential information only for use by the intended recipients. Unless you are the addressee (or authorized to receive messages for the addressee), you may not use, copy, disclose, or distribute this message (or any information contained in or attached to it) to anyone. You may be subject to civil action and/or criminal penalties for violation of this restriction. If you received this transmission in error, please notify the sender by reply e-mail or by telephone at (800) 445-9430 and delete the transmission. Thank you. 31/09

EXHIBIT D

OPSC EMAIL RESPONSE TO DISTRICT, DATED FEBRUARY 28, 2018

From: Samoylovich, Larisa@DGS <Larisa.Samoylovich@dgs.ca.gov>
Sent: Wednesday, February 28, 2018 11:55 AM
To: Nick Clair
Cc: Daniel Maruccia; Mizushima, Janet@DGS
Subject: RE: Application No.: 50/75325-00-005; Freedom Elementary School

Hello Nick,

Thank you for your response regarding Freedom Elementary project.

Per our conversation this morning, I advised you to submit an appeal SAB Form 189 for 50/75325-00-005 Freedom Elementary School project within a week since final due date for SOPFE to be sign is tomorrow, March 1, 2018. Please submit SAB Form 189 no later than March 7, 2018 as PDF an a hard copy.

Let me know if you'll have any questions regarding this matter.

Thank you,

Larisa Samoylovich

Auditor

Office of Public School Construction

State of California » Department of General Services

707 Third Street, West Sacramento, CA 95605

<http://www.dgs.ca.gov/opsc>

Phone 916.375.4327

Fax 916.375.6721

Email larisa.samoylovich@dgs.ca.gov



Excellence in the Business of Government

From: Nick Clair [mailto:nclair@lozanosmith.com]
Sent: Wednesday, February 28, 2018 11:33 AM
To: Samoylovich, Larisa@DGS
Cc: Daniel Maruccia
Subject: Re: Application No.: 50/75325-00-005; Freedom Elementary School

Good Morning Larisa,


Per our conversation today, in order to express disagreement with OPSC findings on the referenced project (“Project”), and an intention to submit an appeal, it is not necessary, at this time, to submit an SAB Form 189.

Accordingly, and consistent with your advice today that a simple email indicating the District’s intention to appeal is sufficient, please be advised that (1) the Farmersville USD does not agree with OPSC findings resulting in OPSC’s demand for a return of savings realized on the Project, as expressed in the OPSC February 1, 2018 letter authored by Larisa Samoylovich, Auditor; and (2) the Farmersville USD shall formally file a SAB Form 189 with a reasoned statement briefing the District’s legal position for same.

Thank you,

Nick Clair

Attorney at Law
T: 916.329.7433 | F: 916.329.9050
One Capitol Mall, Suite 640
Sacramento, CA 95814
lozanosmith.com



[Email](#) | [Attorney Bio](#) | [Vcard](#)

CONFIDENTIALITY NOTICE: This electronic mail transmission may contain privileged and/or confidential information only for use by the intended recipients. Unless you are the addressee (or authorized to receive messages for the addressee), you may not use, copy, disclose, or distribute this message (or any information contained in or attached to it) to anyone. You may be subject to civil action and/or criminal penalties for violation of this restriction. If you received this transmission in error, please notify the sender by reply e-mail or by telephone at (800) 445-9430 and delete the transmission. Thank you.

ATTACHMENT B

RECEIVED
OFFICE OF PUBLIC
SCHOOL CONSTRUCTION

2018 MAR 19 PM 1:34

MAIL ROOM

REPORT OF THE EXECUTIVE OFFICER
State Allocation Board Meeting, June 26, 2019

SCHOOL DISTRICT DATA

District:SAN BERNARDINO CITY UNIFIED County:..... SAN BERNARDINO
Application Numbers: 56/67876-00-001 School Name:..... MIDDLE COLLEGE HIGH
Total District Enrollment:53,027 Project Grade Level:9-12
Financial Hardship:YES
Last Approved Local Bond Measure:.....November 6, 2012
Qualifying Financial Hardship Criteria:.....SFP Regulation Section 1859.81(c)(1)
The District qualifies for financial hardship pursuant to School Facility Program (SFP) Regulation Section 1859.81(c)(1). The District's bond indebtedness is more than 60 percent of the District's total bonding capacity.

PURPOSE OF REPORT

To present the District's request to retain excess funding from an Overcrowding Relief Grant (ORG) project with Financial Hardship assistance for use on another capital outlay project within the District.

DESCRIPTION

The District received Financial Hardship assistance for an ORG project to construct 15 permanent classrooms at the Middle College High School site. On its *Expenditure Report* (Form SAB 50-06), the District reported savings of \$3,256,487. During the closeout process in April 2018, the Office of Public School Construction (OPSC) informed the District of the regulatory requirement to return the savings or to apply them as part of the Financial Hardship assistance of another state-funded project within the next three years. The District is requesting to retain the savings for use on other high priority capital facility needs of the District.

Staff does not support the District's request because the School Facility Program (SFP) regulations, which are supported by statute, do not allow the retention of savings on a Financial Hardship project.

AUTHORITY

See Attachment A.

BACKGROUND

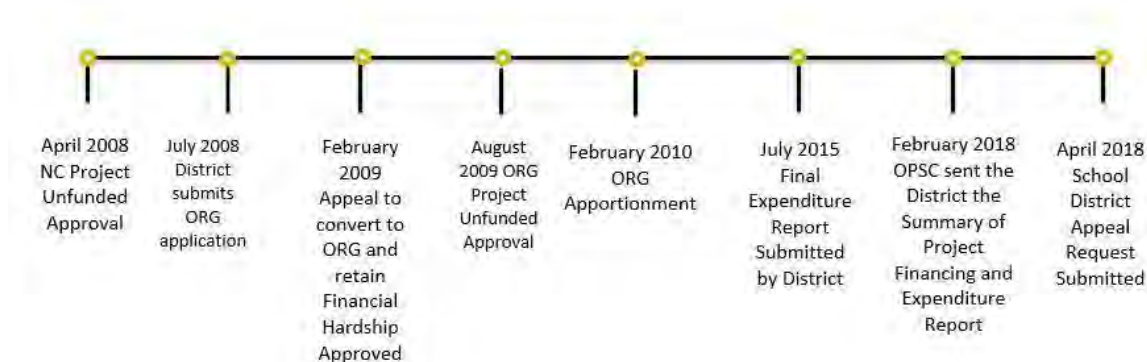
The ORG program was established by the Kindergarten-University Public Education Bond Act of 2006 (Proposition 1D), to enable school districts to replace portable classrooms with permanent classrooms to free up green space on existing school campuses. SFP New Construction and Modernization eligibility is not needed or used for ORG projects. ORG funding is provided at the new construction per-pupil grant amounts.

The original submission for the Middle College High School project was received by OPSC as New Construction application (#50/67876-00-080) to request site and design funding including Financial Hardship assistance. The District submitted an appeal to the Board requesting ORG program funding for the project based on its original application received date, which would allow the District to retain its Financial Hardship status. On February 25, 2009, the Board granted the District's appeal. With this Board action the New Construction funding application was converted to ORG funding as project (#56/67876-00-001) retaining the projects original submittal date and Financial Hardship status. Without retaining its Financial Hardship status from the new construction project, the District would not have qualified for Financial Hardship assistance for the ORG project, due to the District having funds available in excess of what would be required to provide the entire matching share of the proposed ORG project.

BACKGROUND (cont.)

Thus, this Board action approved an apportionment for ORG funding in the amount of \$28,090,603, which included \$17,683,996 in Financial Hardship assistance. The District contributed \$196,762 in local funds towards the project. The District received an apportionment in February 2010. The full text of the previous appeal is included as Attachment B.

Below is a summary of the Middle College High School project life-cycle and financing.



Middle College High #56/67876-00-001			
PROJECT FINANCING			
State Share	Financial Hardship	District Cash Contribution	Total Project Cost
\$17,880,758	\$17,683,996	\$196,762	\$35,761,516

In July 2015, the District submitted a final *Expenditure Report* (Form SAB 50-06) for the project that reported excess funds in the amount of \$3,256,487. Upon completion of an in-depth closeout review, OPSC sent a letter to the District on February 26, 2018 which provided two options: 1) return the savings declared on the project to the state to reduce the Financial Hardship grant on the project; or 2) use the funds to reduce the Financial Hardship assistance on a future state-funded project within the next three years.

On April 11, 2018, the District responded with a letter indicating the District’s disagreement with the findings of OPSC’s *Summary of Project Financing and Expenditures* (SOPFE). OPSC received the *School District Appeal Request* (Form SAB 189) seeking to retain the declared savings for use on other high priority capital facility needs of the District on April 12, 2018. The Middle College High project is the first time the District has challenged the return of savings for a Financial Hardship funded project.

STAFF ANALYSIS/STATEMENTS

District Position

The *School District Appeal Request* (Form SAB 189) includes a letter the District’s Director of Facilities that outlines the District’s position. The District’s position is that OPSC has no authority in statute to require ORG project savings be returned to the State. The letter also addresses disallowed project expenditures that have been administratively resolved and are no longer a part of the appeal.

STAFF ANALYSIS/STATEMENTS (cont.)

The District contends that the return of project savings in the amount of \$3,376,502.88 is contrary to statute and court precedent and states the following in its appeal request:

- “[SFP statute] requires that all savings on State School Facility Program projects be retained by the District.”
- “the court determined that it was improper to request the return of project savings on ORG projects.”

The full text of the District’s appeal request and the accompanying letter is included as Attachment C. Further, a copy of the letter sent to Board members on March 22, 2019 re-stating the District’s position is included as Attachment E.

Staff Position

The District received Financial Hardship assistance in addition to ORG grants to accommodate the District’s inability to provide the full local matching share of funds to complete the project.

Staff does not support the District’s request to retain excess funding declared at the completion of the Middle College High School project. SFP regulations require the project savings from Financial Hardship projects be returned to the State. Staff maintains that statute supports the program’s regulatory requirement to return any unspent funds from a project funded with Financial Hardship assistance.

Interpretation of Statute

Staff acknowledges that the General Provisions of EC Chapter 12.5, specifically Section 17070.63(c), for an ORG project, allows districts to retain savings; however, the term savings is never formally defined in the statute. It is used in a general sense to articulate any unspent funds realized at project closeout. While there are no specific reference in the EC to savings under the ORG and Financial Hardship programs, the statute does provide the Board distinctly separate authority for Financial Hardship under EC Section 17075.15, which includes the authority to adopt regulations to determine the amount of Financial Hardship assistance funding. The District’s request to retain savings under EC Section 17070.63(c), for their ORG project does not consider the authority to provide Financial Hardship, match assistance, under the provisions in EC Section 17075.15. Were it not for the Financial Hardship provisions of EC Section 17075.15, the District’s project may not have been completed unless the District provided a matching contribution of \$17,683,996 toward the project.

Financial Hardship Funds

The function of the Financial Hardship program is to enable districts to fully participate in the SFP. It allows districts that qualify for Financial Hardship to receive additional funding from the State based on a district’s financial constraints. Statutory authority for providing Financial Hardship assistance is found in EC Section 17075.15. Subsection (a) states in part that “the Board [...] may adjust or defer the local financial participation [...],” and subsection (b) states that the Board “shall adopt regulations for determining the amount of funding that may be provided to a district, and the eligibility and prioritization of funding, under this article.” Without these provisions in the statute, school districts would only be able to participate in the SFP if they could provide the required matching share.

Under these provisions of statute, the Board approved SFP Regulation Section 1859.103. It states in part:

[...] the State’s portion of any savings declared by the district determined by the OPSC by audit must be used to reduce the SFP financial hardship grant of that project or other financial hardship projects within the district for a period of three years from the date the savings were declared by the district or determined by the OPSC audit [...]

This regulation reinforces that as a condition of receiving financial hardship assistance, any participating school district is not permitted to retain project savings.

STAFF ANALYSIS/STATEMENTS (cont.)

In the District's case, the state had contributed the majority of the project financing (99 percent) for the Middle College High School project based on the Financial Hardship status granted from a previous appeal. Were it not for such Board action, the District would not have received the additional Financial Hardship assistance to fund the project and the District would have been required to provide local funds as contribution towards the project. The unspent funds realized at the completion of the project are in excess of what was necessary to complete the project scope that was approved by the Board and therefore, pursuant to the authority stated above, must be returned to the state.

The Financial Hardship assistance is intended to provide school districts with the necessary funding to construct facilities to relieve overcrowding of their current facilities, not to provide excess funding which could be used for additional projects within the district. Thus the state has met its obligation to provide grants to relieve overcrowding for the pupils housed in the project. Staff analysis concludes that this SFP regulation requiring the return of excess funding from Financial Hardship projects is legal, and the Board's authority to promulgate such a regulation is clearly provided for in EC Section 17075.15.

Court Proceedings

The District references the *Santa Ana Unified School District Vs. State Allocation Board* case as justification for the its appeal request. Staff acknowledges that the Superior Court has decided on the matter of ORG savings retention. However, the decision of the court did not include consideration of statute related to Financial Hardship funding. Regulations require the reduction of the Financial Hardship assistance provided, not the ORG program grants.

Impact on the SFP

Approval of the District's appeal would have a substantial impact on the SFP. Since the inception of the SFP and the Financial Hardship program, \$165.8 million has been returned in savings attributable to projects completed under the Financial Hardship program. EC Section 17070.63 has been applied to ORG projects, but has never been applied to Financial Hardship savings since the inception of the SFP.

District Response to OPSC Position Letter

On January 2, 2019, the District submitted a second letter in response to OPSC's appeal position letter (included as Attachment D). The content of OPSC's letter was the Staff analysis presented above, which is a standard part of the appeal process. In its response letter, the District further refutes Staff's interpretation of statute. In addition, the District raises a new consideration regarding "the value of pupil grants given in exchange for grant funds." The District points out that pupil grants are returned to a district upon the return of state funding. The District believes that in the case of unused Financial Hardship funds, no pupil grants are returned thus creating inequity between districts.

Staff stands by its long standing interpretation that pupil grants are only returned when a project is Reduced to Costs Incurred, because the project is not completed and the need to house pupils or modernize classrooms still exists. In the case of a Financial Hardship project with unspent funds, the project is completed. The District did not need the full amount of Financial Hardship funds provided, thus they are returned. No pupil grants are returned because the pupils in the project are considered housed or the classrooms are considered modernized under the SFP. In the case of ORG, funds were provided to replace the eligible portable classrooms and then were removed from use as required by statute. Thus the need to return ORG pupil eligibility does not exist. Staff does not agree that this results in inequitable treatment of districts. Current process ensures that pupils that have been housed or facilities that have been modernized are not funded twice under the SFP.

STAFF ANALYSIS/STATEMENTS (cont.)

In a second letter, dated March 22, 2019, the District’s legal counsel sent the Board their additional analysis, including a copy of a memo dated November 8, 1999. The memo, issued by OPSC on November 8, 1999, states that it was intended to clarify how SFP savings are treated and captured on other district’s projects if the district was approved for financial hardship. It states that,

The State’s portion of any savings on either a new construction or modernization funding application, with or without financial hardship funding, are subject to capture by the OPSC for three years to reduce the financial hardship funding on other projects of the district. The three-year period for each funding application begins once the savings are declared by the district or when determined by OPSC, whichever occurs first, and ends three years later. If savings are not captured by the OPSC within the three-year period, the district may use the savings for other high priority capital facility needs of the district.

OPSC staff has researched the November 8, 1999 memo and has reviewed the OPSC and the Board’s practices and procedures post memo; this includes information provided to stakeholders post November 8, 1999. This memo appears to be a misinterpretation to the financial hardship regulations outlined in this item, as it is the only time it is mentioned that savings on financial hardship project may be retained. In fact, as early as February 2000, just three months after the memo, OPSC created a new publication, the SFP Guidebook, that included subsequent guidance from OPSC, that is the correct application of this regulation, which stated that *“the retention of savings for projects funded with financial hardship assistance is not allowed.”* The table below shows a sample of documentation, publications, and other formats in which the requirement to return savings has been shared with districts.

Sample of OPSC’s Notifications or Information Regarding Financial Hardship Savings

Date	Source	States Financial Hardship Savings May be Retained?
November 8 1999	OPSC Mass Mailer #99-19	Yes
February 2000	Guidebook to the School Facility Program	No
May 2002	School Facility Program Guidebook	No
October 23, 2002	OPSC’s Advisory Actions Publication	No
January 2003	School Facility Program Guidebook	No
January 2004	School Facility Program Guidebook	No
February 2005	School Facility Program Handbook	No
September 2006	OPSC’s Advisory Actions Publication	No
March 2007	OPSC’s Advisory Actions Publication	No
January 2012	OPSC’s Building Blocks Publication	No
October 12, 2012	SAB Program Review Subcommittee	No
February 5, 2013	SAB Program Review Subcommittee	No
October 24, 2013	SAB Program Review Subcommittee	No
March 2015	OPSC’s Building Blocks Publication	No
May 2018	OPSC/CDE/DSA Program Overview	No

To further add to this point, a district’s application is held to the regulations and policies at the time they submit their application. The District filed their ORG application in July 2008 which is eight years (February 2000) after financial hardship districts were advised via the February 2000 SFP Guidebook, and subsequent publications listed above, that per SFP Regulation Section 1859.103, they are not allowed to keep their savings. The memorandum cited by the District has been superseded and has no bearing on Staff’s recommendation.

Conclusion

Staff does not support the District's request and maintains that the applicable statute and regulations require that savings be returned for all projects funded with Financial Hardship assistance. The additional information provided by the District after the initial appeal was submitted is also not sufficient to change Staff's recommendation, and does not provide compelling reason enough to override clear Board policy that has been consistently applied since February 2000. EC Section 17070.63 establishes the general proposition that districts are allowed to retain savings realized through the efficient and prudent expenditure of funds, which includes ORG projects, but EC Section 17070.63 does not specifically address the subject of Financial Hardship savings. EC Section 17075.15, under the provisions related to the Financial Hardship, explicitly addresses and authorizes Financial Hardship assistance, specifies that the Board "may adjust or defer the local financial contribution," and expressly authorizes the Board to "adopt regulations for determining the amount of funding that may be provided to a district."

This specific statutory authority to adjust and defer local contribution, and to determine the amount of hardship funding that will be provided, establishes the Board's authority to require the return of unspent hardship program funds. Accordingly, since the 1998 inception of the SFP, SFP Regulation Section 1859.103 has required that unexpended Financial Hardship program funds that exceed the amount needed to complete a hardship project must be returned. These statutes and regulation ensure that the maximum amount of grant funds will be available to those districts that need and qualify for hardship funding assistance and that no district retains hardship program funds that proved unnecessary to complete a hardship project.

Staff recommends that the District be required to return the excess funds declared from its Financial Hardship project to the state. This requirement is consistent with the program objective to allow all districts, regardless of the ability to provide a local matching share, to participate in the program, but to provide only the funding necessary to complete the scope of the project for which Financial Hardship consideration was provided. Such action would comport with statute and regulations and would be consistent with a current and long-standing requirement for any district participating in the program.

BOARD OPTION

Pursuant to the *Rules and Procedures of the State Allocation Board*, "Staff is providing the following options for the Board's consideration. A positive vote by six members is required for the Board to take action that is an alternative to Staff's administrative action. Absent a positive vote by six members of the Board, Staff's administrative action will stand and the school district's appeal will be considered closed."

Grant the District's appeal.

BOARD ACTION

In considering this Item, no motion was made by the Board. Pursuant to the *Rules and Procedures of the State Allocation Board*, and absent a positive vote by six members of the Board, staff's administrative action stands and the school district's appeal is considered closed.

ATTACHMENT A

Authority

Education Code (EC) Section 17070.35 of the *Article 1 General Provisions* states in part:

(a) In addition to all other powers and duties as are granted to the board by this chapter, other statutes, or the California Constitution, the board shall do all of the following:

(1) Adopt rules and regulations, pursuant to the rulemaking provisions of the Administrative Procedure Act, Chapter 3.5 (commencing with Section 11340) of Part 1 of Division 3 of Title 2 of the Government Code, for the administration of this chapter. [...]

(2) Establish and publish any procedures and policies in connection with the administration of this chapter as it deems necessary.

EC Section 17070.63(c) of the *Article 1 General Provisions* states “Any savings achieved by the district's efficient and prudent expenditure of these funds shall be retained by the district in the county fund for expenditure by the district for other high priority capital outlay purposes.”

EC Section 17075.10(B) states in part “That the school district is not financially capable of providing the matching funds otherwise required for state participation, that the district has made all reasonable efforts to impose all levels of local debt capacity and development fees, and that the school district is, therefore, unable to participate in the program pursuant to this chapter except as set forth in this article.”

EC Section 17075.15 states:

(a) From funds available from any bond act for the purpose of funding facilities for school districts with a financial hardship, the board may provide other construction, modernization, or relocation assistance as set forth in this chapter or Chapter 14 (commencing with Section 17085) to the extent that severe circumstances may require, and may adjust or defer the local financial participation, as pupil health and safety considerations require to the extent that bond act funds are provided for this purpose.

(b) The board shall adopt regulations for determining the amount of funding that may be provided to a district, and the eligibility and prioritization of funding, under this article. [...]

EC Section 17079.20(e) states that “In the event the funding available to the board for purposes of this article is less than the amount necessary to fund all eligible applications, the board shall prioritize and fund the projects on the basis of the pupil density of the eligible schools.”

School Facility Program (SFP) Regulation Section 1859.2 *Definitions* states that “Overcrowding Relief Grant” (ORG) means the funding provided pursuant to Education Code Section 17079, et seq.”

SFP Regulation Section 1859.81(a) states in part that “After the initial request for financial hardship status is granted, no further encumbrances will be approved by the OPSC and all prospective revenue made available to the district's capital facility accounts shall be deemed available as matching contribution on the subsequent financial hardship review [...]

SFP Regulation Section 1859.81(e) states that “If the district meets the financial hardship requirements in this Section, the amount of financial hardship is equal to the district's matching share less funds deemed available in (a).”

SFP Regulation Section 1859.103 states in part:

[...] the State's portion of any savings declared by the district determined by the OPSC by audit must be used to reduce the SFP financial hardship grant of that project or other financial hardship projects within the district for a period of three years from the date the savings were declared by the district or determined by the OPSC audit [...] Any interest earned on a financial hardship project not expended on eligible project expenditures will be treated as savings and will be used to reduce the SFP financial hardship grant for that project.

REPORT OF THE EXECUTIVE OFFICER
State Allocation Board Meeting, August 26, 2009

SCHOOL DISTRICT DATA

School District:SAN BERNARDINO CITY UNIFIED County:.....SAN BERNARDINO
 Application Number:56/67876-00-001 School Name: MIDDLE COLLEGE HIGH
 Total District Enrollment: 54,482 Project Grade Level:.....9-12
 District Baseline Eligibility:.....K-6, 1,824; 7-8, -1,822; 9-12, -1,762; Non Severe, 539; Severe, 85
 Financial Hardship:.....YES

PURPOSE OF REPORT

To present the District's request for an Overcrowding Relief Grant (ORG) for a project that previously received New Construction site and design funds under the School Facility Program (SFP).

BACKGROUND

At the February 2009 State Allocation Board (SAB) meeting, the Board approved the San Bernardino City Unified School District's appeal request for ORG funding for a project that received site and design funding as a New Construction project.

At the July 2009 SAB meeting, the District's ORG funding item was presented for unfunded approval. The District requested a December 2008 apportionment and for the OPSC to work with the District to address the effect on the District's ORG and New Construction eligibility baselines.

DISCUSSION

Date of Approval

At the July 2009 SAB meeting, the District requested a December 2008 apportionment. Budget Letter 08-33, issued by the Department of Finance (DOF) on December 18, 2008 advised all departments to "Cease Authorizing any new grants or obligations for bond projects, including new phases for existing projects." Additionally, the letter states, "Please be advised that any expenditure not in compliance with this budget letter could result in your department's or agency's operating budget being obligated to pay that expenditure."

On August 4, 2009, the District submitted a letter to the OPSC requesting that if the SAB is unable to provide a December 2008 or any other apportionment for this project, the District would like to make an alternate proposal for a February 2009 unfunded approval date for this project. In their letter, the District requests, "As the appeal for the project was heard by the SAB on February 23, 2009, and in line with all other approved appeals by the SAB, the District is requesting that the project be given an unfunded approval based on that appeal approval date and that the project be first in line of the unfunded approvals."

After the February 23, 2009 appeal was granted, the District re-submitted its ORG application to the OPSC. The OPSC then processed the application under accelerated timelines compared with other projects received on that date and prepared the item for the July 2009 SAB. The OPSC is recommending a July 2009 unfunded approval date, as this was the earliest date at which the District's application was presented and ready for apportionment.

New Construction and ORG Eligibility

Eligibility is a fundamental component of the School Facility Program – without eligibility a district cannot receive funding – and this project is funded from two different funding sources with two different program objectives and two very different types of eligibility. The objective of the New Construction program is to house unhoused school children. The objective of the Overcrowding Relief Grant is to relieve overcrowding on congested school sites and replace portables with permanent construction.

DISCUSSION (cont.)*New Construction and ORG Eligibility (Cont.)*

New Construction eligibility is the gap between a district's projected enrollment and its classroom capacity. The State's loading standard, or classroom capacity, for K-6 classrooms is 25 pupils per classroom and 27 pupils per classroom for grades 7-12. For example, if a district has a projected enrollment of 500 pupils for the K-6 level, but only has a capacity for 400 pupils based on SFP loading standards, the district would have a positive eligibility baseline of 100 pupils or a need for four classrooms.

Overcrowding Relief Grant eligibility is determined by a number of factors:

An overcrowded school site is defined as having a school site pupil population density that is equal to or greater than 175 percent pupil density recommended by the CDE. Each eligible ORG portable classroom is loaded at the State's loading standard of 25 pupils for K-6 classrooms and 27 pupils for grades 7-12. Districts receive eligibility based on the pupils housed in the ORG portables. Eligibility is then used to replace the portable classrooms with permanent classrooms until the site density is reduced to no more than 150 percent of the CDE recommended pupil density.

For example, an elementary school site should house 100 pupils based on density calculations. The site actually houses 175 pupils. The site includes 1 portable classroom. The District qualifies for ORG funding to reduce the site to 150 pupils. In this scenario, the district receives 25 pupil grants to replace the portable classroom with a permanent construction classroom.

Converting between New Construction and ORG and Projects

The SAB directed staff to convert this project from a New Construction project to an Overcrowding Relief project while ensuring that the district does not receive double funding. This conversion takes two steps:

Step One – Close out the New Construction Project

When a district receives a new construction design and site apportionment the district must have new construction eligibility and the eligibility is reduced to account for the full project. The district must have ongoing eligibility to convert the project for full funding.

If a district does not have new construction eligibility to convert to a full funding application, the district either rescinds the project and returns the money and is given its full eligibility back or the district reduces the project to costs incurred (RCI) and retains those funds expended on eligible expenses and reduces its eligibility to account for those funds.

This District did not have ongoing eligibility for its new construction project and chose not to rescind the project and return its funding. Therefore, it is treated as an RCI.

The District received \$1,926,666 in design funding from the State. Fifty percent was the normal State grant and fifty percent was Financial Hardship. When the OPSC reduces a project to costs incurred, we only reduce eligibility based on the State grant. There is no reduction in eligibility for the financial hardship funding. The State share of the design funding is \$963,333.

The District was initially charged 405 pupils of 9-12 eligibility and received a design apportionment equaling 20% of the base grant. At the time of apportionment, the 9-12 new construction pupil grant was \$11,893. Because the District is retaining all \$963,333 in State grant design funding, \$963,333 is divided by \$11,893 to determine the number of pupil grants that will be retained to account for the funding received (\$963,333 divided by \$11,893 equals 81 pupil grants). Therefore, 81 pupil grants must be retained and the remaining 324 out of the original 405 pupil grants can be restored to the District's new construction baseline.

(Continued on Page Three)

DISCUSSION (cont.)

Step Two – Fund the Overcrowding Relief Project

In this ORG project, the District is requesting 405 pupil grants to construct 15 new 9-12 permanent classrooms on a new site. The eligibility is generated from 15 portables on five overcrowded sites. The 405 ORG pupil grants must be charged to the District's site specific ORG eligibility baselines to ensure that the District does not receive more funding in total to replace their ORG eligible portables than an identical district, not utilizing new construction funding. Without these two essential steps - reducing the new construction project to costs incurred and charging ORG eligibility for the portables replaced - the District will be treated differently from other districts and will receive duplicate funding.

Bridge Financing

In the August 4, 2009 letter, the District requested "that OPSC provide written authorization that bridge financing be allowed on unfunded approvals and that the bridge financing not be considered District Contribution towards the project." In addition, the District requested that "the OPSC approve the ability to use State funds received on apportioned projects for other inactive or unfunded projects and not be required to retire the bridge financing with the received State funds until the State is in position to release funds for all district projects that had been apportioned or on the list of inactive funding."

At the January 14, 2009 SAB meeting the Board approved the proposed Bridge Financing/Interfund Borrowing Policy for Financial Hardship districts. This policy was sent out to all districts in the January 16, 2009 Bridge Financing/Interfund Borrowing Policy for Financial Hardship District letter. The policy allows FH districts which received an inactive apportionment or unfunded approval to bridge finance or interfund borrow to move their project(s) forward during the State's fiscal crisis. The proceeds from the bridge financing or interfund borrowing will not be counted as district contribution as long as a district adheres to the guidelines detailed in the January 16th letter. This includes retiring the debt and/or repaying the interfund transfer within 60 calendar days of receiving State funding. The State will treat the debt as retired and the bridge financing related debt will not be included in the District's calculation for purposes of FH qualification. Therefore, the District may use bridge financing to move forward its projects that receive an unfunded approval.

AUTHORITY

Assembly Bill 127, Chapter 35, Statutes of 2006 (Nunez/Perata) established the ORG within the SFP and provides \$1 billion for qualifying applicants.

STAFF COMMENTS

At the February 2009 SAB, the Board approved the District's appeal request, provided that no duplicate funding is allowed, and directed Staff to present the District's project for funding. The unfunded approval item is attached.

RECOMMENDATIONS

1. Approve the ORG application as an unfunded approval as shown on the attachment.
2. Request Staff to reinstate 324 of 405, 9-12 New Construction pupil grants to the District's eligibility baseline to account for funds received under New Construction.

BOARD ACTION

In considering this item, the State Allocation Board granted a February 2009 unfunded approval date for the ORG project and reduced the District's eligibility by 81 pupil grants from its New Construction eligibility and 324 pupil grants from its ORG eligibility.

SCHOOL DISTRICT DATA

Application No: 56/67876-00-001
School District: San Bernardino City Unified

County: San Bernardino
School Name: Middle College High School

PROJECT DATA

ADJUSTED GRANT DATA

Type of Project: High School
K-6:
7-8:
9-12: 297
Non-Severe: 108
Severe:
Application Filing Basis: District Wide
Number of Classrooms in This Project: 15
Master Acres: 23.2
Existing Acres:
Proposed Acres: 5.49
Recommended Acres: 19.2
Facility Hardship (a): No
Financial Hardship Requested: Yes
Alternative Education School: No
Addition to Existing Site: No
Core Facilities: Multi-Purpose/Kitchen, Library/Media Center, Administration

Table with 2 columns: Category and Amount. Includes items like Overcrowding Relief Grant (\$4,682,286.00), New Construction Grant (963,333.00), Fire Detection Alarm (10,989.00), Sprinkler System (93,690.00), High Performance (2.15%) (121,381.00), Multi-Level Constr. (10Crs, 408,467.00), Site Acquisition (5,428,134.00), Service Site (1,099,194.00), Off-Site (834,923.00), Utilities (14,611.00), General Site (338,570.00), New School Allowance (640,690.00), Urban/Security/Impacted Site (3,244,490.00), Total State Share (50%) (17,880,758.00), District Share (50%) (17,880,758.00), Total Project Cost (\$35,761,516.00).

PROJECT FINANCING

Table with 2 columns: Description and Amount. Includes State Share, New Construction (50/67876-00-080 \$7,670,913.00), This Project (10,209,845.00), District Share, Cash Contribution (196,762.00), New Construction - Financial Hardship (50/67876-00-080 7,670,913.00), Financial Hardship (\$10,013,083.00), Total Project Cost (\$35,761,516.00).

HISTORY OF PROJECT COST AND APPORTIONMENT

Table with 4 columns: Fund Code, Previously Authorized, Authorized This Action, Unfunded Approval This Action. Includes rows for State Share, New Construction - Site, New Construction - Design, ORG/Add. Grant, High Performance, District Share, Cash Contribution, Financial Hardship - Site, Financial Hardship - Design, Financial Hardship - ORG, and Total (\$15,341,826.00, \$20,419,690.00, \$20,222,928.00).

Funding Source: Bonds/2006-Nov.

Pursuant to the Board's action on March 11, 2009, this application has been approved and placed on the Unfunded List. This approval does not constitute a guarantee or commitment of future funding.

Pursuant to Article 15, Section 1859.183, the District is required to remove from the eligible site and from classroom use all portables replaced in this project within six months of the date of Occupancy of the replaced permanent classrooms.

The District shall ensure that it is in compliance with all applicable laws, regulations and certifications it made on the program forms.

With the approval of this item, New Construction Application Number 50/67876-00-080 is closed. This project will be subject to all laws and regulations applicable to the Overcrowding Relief Program.

STATE OF CALIFORNIA
SCHOOL DISTRICT APPEAL REQUEST

STATE ALLOCATION BOARD
 OFFICE OF PUBLIC SCHOOL CONSTRUCTION

SAB 189 (REV 10/09)

Page 2 of 2

SCHOOL DISTRICT San Bernardino City Unified School District	APPLICATION NUMBER 56/67876-00-001
SCHOOL NAME Middle College High School	COUNTY San Bernardino
DISTRICT REPRESENTATIVE Thomas Pace	E-MAIL ADDRESS tom.pace@sbcusd.k12.ca.us

Purpose of Request:

The San Bernardino City Unified School District received Summary of the Project Financing and Expenditure (SOPFE) form on February 26, 2018 for the Middle College High School Over Crowding Relief Grant application (#56/67876-00-001) that contains errors in the adjustments for expenditures as the Office of Public School Construction (OPSC) has incorrectly deemed project costs as ineligible and has requested the return of project savings contrary to State statute and court precedent. The District requests that the SOPFE be corrected and to retain project savings.

Basis of Request:

- Law (Statute) Education Code 17074.25 , Education Code 17070.63(c)
- Regulation _____
- Other (specify) Court Precedent

Description:

Please see attached letter.

SIGNATURE OF AUTHORIZED DISTRICT REPRESENTATIVE 	DATE April 11, 2018
--	------------------------

April 11, 2018

Charles Robertson, Auditor
Office of Public School Construction
707 3rd Street, 6th Floor
West Sacramento, CA 95605

Subject: Middle College High – Project 56/67876-00-001
San Bernardino City Unified School District

Dear Mr. Robertson,

The San Bernardino City Unified School District received Summary of the Project Financing and Expenditure (SOPFE) form on February 26, 2018 for the Middle College High School Over Crowding Relief Grant application (#56/67876-00-001) that contains errors in the adjustments for expenditures as the Office of Public School Construction (OPSC) has incorrectly deemed project costs as ineligible and has requested the return of project savings contrary to State statute and court precedent.

Disallowed Project Expenditures

The OPSC disallowed \$120,016.10 in eligible costs paid to Converse Consultants for geotechnical engineering, environmental testing and inspections.

Education Code 17074.25 (a) states:

*“A grant for new construction may be used for any and all costs necessary to adequately house new pupils in any approved project, and those costs may only include the cost of design, **engineering, testing, inspection, plan checking, construction management, site acquisition and development, evaluation and response action costs relating to hazardous substances at a new or existing schoolsite, demolition, construction, acquisition and installation of portable classrooms, landscaping, necessary utility costs, utility connections and other fees, equipment including telecommunication equipment to increase school security, furnishings, and the upgrading of electrical systems or the wiring or cabling of classrooms in order to accommodate educational technology. A grant for new construction may also be used to acquire an existing government or privately owned building, or a privately financed school building, and for the necessary costs of converting the government or privately owned building for public school use. A grant for new construction may also be used for the costs of designs and materials that promote the efficient use of energy and water, the maximum use of natural lighting and indoor air quality, the use of recycled materials and materials that emit a minimum of toxic substances, the use of acoustics conducive to teaching and learning, and other characteristics of high performance schools.**”*

The OPSC determination disallowing these expenditures is incorrect as they are allowable under the School Facility Program (SFP) program.

Project Savings

State School Facility Program statute requires that all savings on State School Facility Program projects be retained by the District.

Education Code 17070.63(c) states:

“Any savings achieved by the district’s efficient and prudent expenditure of these funds shall be retained by the district in the county fund for expenditure by the district for other high priority capital outlay purposes.”

Additionally, for Overcrowding Relief Grant projects such as Middle College High School (#56/67876-00-001), the Superior Court of Sacramento County has ruled on this issue. In *Santa Ana Unified School District Vs State Allocation Board*, the court determined that it was improper to request the return of project savings on Overcrowding Relief Grant projects.

The OPSC is requesting the return of project savings in the amount of \$3,376,502.88 contrary to State statute and court precedent.

Based on the information outlined above, the San Bernardino City Unified School District disagrees with the OPSC review findings. We look forward to an opportunity to review and discuss these issues in further detail.

If there are any questions or concerns, please call my office.

Sincerely,



Thomas Pace
Director, Facilities Planning and Development

Enclosure:

- SAB 189



Dale Marsden, Ed. D.
Superintendent

Jayne Christakos, Chief Business Officer

January 2, 2019

Lisa Silverman, Executive Officer
Office of Public School Construction
707 Third Street, 6th Floor
West Sacramento, California 95605

RE: Middle College Financial Hardship Savings Appeal

Dear Ms. Silverman:

The purpose of this letter is fourfold:

1. To restate the opinions and position taken by Office of Public School Construction (OPSC) in the letter dated November 20, 2018 (attached);
2. To restate the statements made and responses presented by OPSC in response to questions asked by the District in the conference call held on November 27, 2018;
3. To present the perspective of the San Bernardino City Unified School District (District) in response to the opinions stated and the position taken by OPSC in the letter dated November 20, 2018 (attached) and in the conference call of November 27, 2018; and finally,
4. To request an in-person meeting with you, Barbara Kampmeiner, Michael Watanabe and other OPSC staff to review this matter in an effort to pursue a satisfactory resolution of the appeal.

The letter dated November 20, 2018, OPSC, through Mr. Brian Lapask, Policy Manager, concludes that:

- a. Although Education Code Section 17070.63 provides that applicant districts retain project saving, Education Code Section 17070.63 does not specifically “address the subject” that applicant districts retain project savings; and
- b. Education Code 17075.15 provides that the Board “may adjust of [*sic*] defer the local financial contribution,” and that the Board “shall adopt regulations that determine the amount of funding that may be provided to a district and the eligibility and prioritization of funding under this article.”

During the conference call of November 27, 2018 Mr. Michael Watanabe stated that:

- a. The SAB administers “hardship” funds, the District was the recipient of hardship funds and that the unused hardship funds must be paid back to the state; and
- b. That hardship districts are treated differently than non-hardship districts.

District’s Perspective: November 20, 2018 OPSC Letter from OPSC

There is no authority in statute to require the Financial Hardship project savings to be returned to the State. As affirmed by the court decision in *Santa Ana Unified v. State Allocation Board*, the



Dale Marsden, Ed. D.
Superintendent

Jayne Christakos, Chief Business Officer

Legislature created a single rule for project savings for all projects and the program regulations are inconsistent with State statute by treating Financial Hardship districts differently.

The arguments made in the letter of November 20, 2018 reach for a conclusion not supported by statute. First, it is immaterial that Education Section 17070.63 is silent on the return of savings. There is no statutory exception made in Education Code 17070.63 for the differential treatment of Financial Hardship districts. The statute is clear and unambiguous. Education Code Section 17070.63(c) states that:

“Any savings achieved by the district’s efficient and prudent expenditure of these funds shall be retained by the district in the county fund for expenditure by the district for other high priority capital outlay purposes.”

The second argument made in the letter, in reliance upon Education Code 17075.15, that the Board may adjust or defer the financial contribution and that the Board may determine the amount of funding is misinterpreted. As detailed in SFP Regulation Section 1859.81, the statute, Education Code 17075.15, anticipates actions of the Board **in advance** of the apportionment not at project close out. Education Code 17075.15, addressing sources and amounts of funding for Financial Hardship projects, is not cited as an authorizing statute as specific justification for the creation of SFP Regulation Section 1859.103 in the State School Facility Program Regulations.

State Allocation Board SFP Regulation Section 1859.103 must rely upon statute as the root from which as an unassailable regulation may legally grow. The Regulation cited, requiring the return of savings, is as stated, contrary to Education Code 17070.63. The Regulation is addressed in the November 20, 2018 letter, stating that it has existed since the inception of the SFP, and apparently has continued to be enforced without challenge until now. The fact that no challenge has been made does not support the Regulation’s legitimacy. Past practice, no matter how one may argue, when confronted with the clear and unambiguous language of statute, is not impregnable.

District Perspective: Conference Call with OPSC November 27, 2018 and Arguments Made by the Agency

The Overcrowding Relief Grants Were Created by Proposition 1D While the “Hardship” Designation is Applied Specifically Though Education Code Section 17075.15

During the conference call Mr. Watanabe stated that the funds received by the District for Middle College were from the “Hardship Fund” and that any such funds determined to be savings upon project completion, based upon the SFP regulations, must be returned to the state. The District contends, again that there is no “Hardship Fund” and that such fund has not existed since the exhaustion of the Financial Hardship Funds identified in the state bonds included in Proposition 1A of 1998; those funds were exhausted approximately seventeen years ago.



Dale Marsden, Ed. D.
Superintendent

Jayne Christakos, Chief Business Officer

In summary, the funds provided the District based upon its eligibility through the action of the SAB's "Full and Final Apportionment," and received spent judiciously by the District, came from funds designated within Proposition 1D's Overcrowding Relief Grants program from 2006. Furthermore, the statutory provision that savings of state grant funds are to be retained as savings by the applicant school district was upheld in the *Santa Ana Unified School District v the State Allocation Board* lawsuit which specifically concluded that project saving for ORG projects are to be retained by the applicant school district and must be applied statewide.

Differential Treatment of Financial Hardship Districts

During the conference call of November 27, 2018, Mr. Watanabe stated that "Financial Hardship districts are treated differently". The District seeks clarification as to the nature of the distinction spoken of by Mr. Watanabe and requests a further understanding of the agency's view of San Bernardino City Unified in comparison with Non-Financial Hardship districts. In the telephone call the circumstances of Financial Hardship districts were compared with that of Non-Financial Hardship districts. OPSC confirmed that a Non-Financial Hardship district was able to retain any savings identified through its careful shepherding of state bond funds and that in contrast a Financial Hardship district that realized savings through careful shepherding of funds was required to return unspent funds. It was also clarified that if a Financial Hardship district required additional state bond funds due to an unforeseen circumstance or construction problem the Financial Hardship project would not be granted additional funds by the Agency. It was discussed further that in such a circumstance if the Financial Hardship district used other funds to address the unforeseen circumstance or construction problem the Financial Hardship district would be penalized for "overspending" by the Agency through a reduction of a future Financial Hardship apportionment in the exact amount of the overspending identified or that the district must refrain from applying for funding for three years.

In short it was clarified by OPSC that a district with less resources and thus qualifying for Financial Hardship funding would be treated differentially if it saved funds and must return any such savings. The District believes that state statute dictates that districts retain savings on ALL state funded projects that are achieved through the effective and efficient expenditure of project funds without distinction as to Financial Hardship or Non-Financial Hardship status. The savings regulation does not reference the Financial Hardship statute that OPSC is claiming is the justification for the regulation.

Financial Hardship Program Intent

The District's read of Financial Hardship regulation and statute is that such are written to assist districts in financial distress so as to allow them to fully participate in the program by providing some or the entire local match:



Dale Marsden, Ed. D.
Superintendent

Jayne Christakos, Chief Business Officer

- Statue is to provide additional assistance to districts with limited financial resources by providing additional State contributions towards projects in lieu of a local match up front at project funding;
- Statute does not provide authority for the Agency to demand the return of saving after a district's effective and efficient expenditure of State funds;
- The Agency's interpretation of statute that project savings be returned would encourage districts to waste state funds rather than carefully guard said funds.
- The Agency also states in its November 20, 2018 letter that full participation from Financial Hardship districts would have a "substantial impact on the program" in that \$136 million in Financial Hardship savings have been returned by school districts. The State Allocation Board has allocated over \$36.2 billion in funds, thus the return of funds by Financial Hardship districts accounts for only *0.375 percent of the \$36.2 billion in funds allocated*. The statement of the Agency however has no merit in the fundamental policy discussion that is the substance of the matter of the right of districts to retain project savings within the ORG Program.

Important Consideration for the Value of Pupil Grants Given in Exchange for Grant Funds

Even if the Financial Hardship statue was interpreted to allow for the return of funds the statue only speaks to providing additional funding for the local share. OPSC is requesting that the State share (Grant) and the local share be returned. The Agency is therefore not simply asking for the local share. Project funding and Savings is 50/50 within the ORG program. That particular OPSC interpretation of the statutory provisions that the District's "state" share of funding saving must also be returned to the state is therefore inconsistent with the Agency's argument that the "hardship funds savings" be returned.

Finally, the District argues that the return of project savings, coupled with the loss of a project's pupil grants, creates an unfair burden for a Financial Hardship district as it inhibits further participation in state facility program. Although state Financial Hardship provisions may appear on its face to create equalization within the state facility program the requirement for Financial Hardship districts to return project savings creates disparities in educational expenditures, and creates discrimination. Although we do not believe that the requirement to return project savings is motivated by discrimination the absence of prejudiced motivation does not validate classifications based on wealth. The impact of unintentional classifications weighs more heavily on the poor which is why Justice Raymond Sullivan stated in his opinion of *Serrano v. Priest* "recognizing as we must that the right to an education is a fundamental interest which cannot be conditioned on wealth" and in *Harper v. Virginia Board of Education*, the high court stated that "lines drawn on the basis of wealth and property are traditionally disfavored." The district believes that the state must not treat Financial Hardship students differently based solely on the financial inability of its district to fully provide its share of funding and that the state may not create regulations that diminish the access of funding for students in disadvantaged school districts. We believe the right to savings retention is supported by the equal protection clause of



Dale Marsden, Ed. D.
Superintendent

Jayne Christakos, Chief Business Officer

the Fourteenth Amendment of the Constitution of the United States as well as by the California Constitution in Article 1 Section 7(b).

The District faces many educational and facility challenges and does so with passion and humility knowing that our schools are a safe harbor and provide a bright hope for upward mobility. San Bernardino students are entitled to the same rights, privileges and immunities granted to all students' state wide.

In conclusion, I again request to meet with you to seek an opportunity to resolve this important matter. I propose that we meet in your office on one of the following dates: January 21st, 24th, 28th or 29th.

Thank you for your kind attention to all of our State facility funding issues. I wish you a prosperous New Year.

Sincerely,

A handwritten signature in blue ink, appearing to read "Thomas Pace", with a large, stylized flourish at the end.

Thomas Pace

San Bernardino City Unified School District

Director, Facilities Planning and Development

cc:

Matthew Pettler, School Facilities Consultants

Thomas G. Duffy, Murdoch Walrath & Holmes

Attorneys at Law

●
Suite 1630
1901 Harrison Street
Oakland, CA 94612
510 999-7908 · PHONE
510 999-7918 · FAX
www.ohshlaw.com

■
Suite 575
1901 Avenue of the Stars
Los Angeles, CA 90067
310 788-9200 · PHONE
310 788-9210 · FAX



File Number
4606.001

March 22, 2019

VIA EMAIL AND U.S. MAIL

Keely Bosler
Chair, State Allocation Board
c/o Department of General Services,
Office of Public School Construction
703 3rd Street
Sacramento, CA 95605

RE: San Bernardino City Unified School District
Savings from Overcrowding Relief Grants / Financial Hardship

Dear Ms. Bosler,

Our office represents the San Bernardino City Unified School District (“SBCUSD”). This letter is a brief analysis of why school districts can retain “savings” from funds received through California’s Overcrowding Relief Grants (“ORG”) Program, even when the project received a financial hardship grant from the State. This analysis applies to all school districts that participate in the ORG Program, but this letter focuses on the specific applicability to SBCUSD.¹

Neither the Office of Public School Construction (“OPSC”) nor the State Allocation Board (“SAB”) can demand that SBCUSD return any savings that SBCUSD realized from SBCUSD’s efficient use of ORG Program funds. This issue was resolved in the Superior Court of California, County of Sacramento’s Order and Judgment in *Santa Ana Unified School District v. SAB* (2016; Case No. 34-2016-800002362) (“**Santa Ana Decision**”). (See **Attachment “A”**.) There, the Court concluded that a school district is entitled to retain all savings on an ORG Program funded project pursuant to the general savings provision contained in Education Code section 17070.63(c).

OPSC does not dispute the validity of the Santa Ana Decision. Instead, OPSC impermissibly distinguishes SBCUSD’s project on the basis that SBCUSD received a financial hardship grant in

¹ The points raised in this letter are directly relevant to the appeal by Farmersville Unified School District based on an identical issue.



Keely Bosler
 Chair, State Allocation Board
 March 22, 2019
 Page 2

connection with its matching share and, therefore must return all of project savings. OPSC's position is unsupportable, contrary to the Santa Ana Decision, contrary to other applicable law and is the cause of the SBCUSD's appeal.

Legal Structure

"Law is a solemn expression of the will of the supreme power of the State" (Civ. Code, § 22), which is expressed "By the Constitution" and "By Statute." (Civ. Code, § 22.1.) As an initial matter, the hierarchical structure of laws in California is as follows:

1. Statutes & Case law

Statutes passed by legislators and rulings by courts are considered enforceable law.

2. Regulations

Regulations are prepared by State agency staff members and approved by the Legislative Analyst's Office. This is part of administrative agencies' rulemaking authority. However, this rulemaking authority is limited by the principle that "no regulation adopted is valid or effective unless consistent and not in conflict with the statute and reasonably necessary to effectuate the purpose of the statute." (Gov. Code, § 11342.2.)

3. Administrative Processes & Procedures

The processes and procedures prepared and distributed by state agency staff are limited. "W]hile an agency's interpretation of its own regulation is entitled to considerable judicial deference, 'the principle of deference is not without limit; it does not permit the agency to disregard the regulation's plain language.'" (*Motion Picture Studio Teachers & Welfare Workers v. Millan* (1996) 51 Cal.App.4th 1190, 1195).

Savings in the Greene Act are Savings in the ORG Program

The ORG Program is within the Leroy F. Greene School Facilities Act of 1998 (Educ. Code § 17070.10, et seq. ("Greene Act")). While the Greene Act contains numerous statutory provisions, there is no specific statute addressing savings in the context of the ORG Program; therefore, the general savings provision contained at Education Code section 17070.63 controls savings for ORG Program projects.²

² See *Mitchell v. County Sanitation Dist. No. One of Los Angeles County* (1958) 164 Cal.App.2d 133, 141 (providing only that a "[w]here ... inconsistencies appear, courts are governed by the established principle of statutory construction that a special statute dealing expressly with a particular subject controls and takes priority over a general statute.")



Keely Bosler
 Chair, State Allocation Board
 March 22, 2019
 Page 3

Any savings achieved by the district's efficient and prudent expenditure of these funds shall be retained by the district in the county fund for expenditure by the district for other high priority capital outlay purposes.
 (Educ. Code § 17070.63(c).)

The analysis could stop here; regardless of any regulation or policy or procedure or action, nothing can be contrary to this statutory requirement. Section 17070.63 is explicit and mandatory — all savings realized by a school district can be used by the school district for high priority capital outlay purposes, unless there is a contrary and specifically applicable statutory provision. No such statutory provision exists with respect to the ORG Program or projects that receive a financial hardship grant.

The California Code of Regulations Treatment of Savings

Subgroup 5.5, Group 1, Subchapter 4, Chapter 3, Division 2 of Title 2 of the California Code of Regulations ("CCR") Section 1859, *et seq.*, contains the regulations relating to the Greene Act. CCR section 1859.103 is the general provision in the CCR that explains how the State and school districts are to treat savings, providing:

A district may expend the savings not needed for a project on other high priority capital facility needs of the district including the relocation of district facilities necessary as a result of Subdivision (b) of Education Code Section 17072.12. The grants for the projects funded pursuant to Section 1859.70.2 or Section 1859.180 shall be limited to eligible expenditures, up to the State Apportionment for the project except as specified in Section 1859.184.1(d). Savings may be declared by the district in writing to the OPSC any time after the release of all funds for the project.

As it relates to savings in the context of projects for which a school district receives financial hardship funds, CCR section 1859.103 further provides:

With the exception of savings attributable to a site apportionment made pursuant to Sections 1859.74.5 or 1859.81.2, **the State's portion of any savings declared by the district or determined by the OPSC by audit must be used to reduce the SFP financial hardship grant of that project or other financial hardship projects within the district for a period of three years from the date the savings were declared by the district or determined by the OPSC audit....**
 (Emphasis added.)



Keely Bosler
 Chair, State Allocation Board
 March 22, 2019
 Page 4

OPSC cites this provision as the basis for its determination that the State is entitled to retain all savings from an ORG Program funded project that receives a financial hardship grant. OPSC's position is unsupportable.

The Santa Ana Decision

In the Santa Ana Decision, the Superior Court of California, County of Sacramento confirmed that a school district is entitled to retain all savings from an ORG Program funded project.

With respect to Education Code section 17070.63, the Court concluded there were no express exceptions to the statute that would exempt ORG Program funded projects from the general savings provision:

Section 17070.63 allows school districts receiving funds under the Act to retain the savings. Its placement in the Act suggests that the general savings rule applies to all projects funded under the Act: the general savings rule is codified in Section 17070.63, which appears in the "General Provisions" article of the Act. Additionally, the statutory language itself ("the total funding provided under this chapter") appears to apply this rule to all projects. Finally, Section 17070.63 provides no exception for the various kinds of projects funded under the Act, such as ORG projects. **Thus, Section 17070.63 does not exclude ORG projects from the Act's general savings rule.** (See Attachment "A," p. 5, emphasis added.)

The Court also concluded that CCR section 1859.103 did not restrict a school district's ability retain savings on an ORG Program funded project.³ The Court rejected the State's interpretation that because section 1859.103 "limits the grants of monies for ORG [Program] projects to 'eligible expenditures, up to the State Apportionment for the project,' there can be no 'savings' retained to be spent elsewhere." (See Attachment "A," pp. 6-8.)⁴

³ In the Santa Ana Decision, the Court did not opine on whether the State could adopt a regulation that excludes some projects from the general savings provision. SBCUSD's current appeal though does directly challenge OPSC's incorrect interpretation of CCR section 1859.103 that it somehow is contrary to the statute and permits the State to exclude from the general savings statute, ORG Program projects that receive a financial hardship grant from the State.

⁴ The Court concluded this on the following bases: (1) CCR section 1859.103 conflicted with the general savings provision; (2) the enabling legislation provided no statutory authority for the State's interpretation; (3), the express language of the regulation was ambiguous and could not support the State's interpretation. The Court noted also that the various exceptions to the regulation, assuming their validity, indicated that the Legislature could have expressly exempted ORG Program funded Projects if that was the lawmakers had intended or wanted to do.



Keely Bosler
 Chair, State Allocation Board
 March 22, 2019
 Page 5

SBCUSD Is Entitled to Retain Savings from the ORG Program Project that Receives Financial Hardship Funds

The Santa Ana Decision holds that Education Code section 17070.63 requires that a school district be permitted to retain all savings from an ORG Program funded project. OPSC's artificially narrow interpretation of that decision is incongruous because the Santa Ana Decision in no way held that a District that received a financial hardship grant for an ORG project was somehow excluded from retaining those savings.

OPSC posits an invalid (and voidable) interpretation of CCR section 1859.103. OPSC's interpretation of CCR section 1859.103 impermissibly limits the scope of the general statutory requirement (as confirmed in the Santa Ana Decision) that a school district shall retain all savings related to an ORG Program funded project by requiring a school district to use those savings to offset any financial hardship grant.⁵ OPSC's interpretation of CCR section 1859.103 as an exception to Education Code section 17070.63(c) "imposes upon the availability of a statutory [command] conditions which not only are omitted from, but also are at variance with, the statute. Such a regulation must be deemed to 'alter or amend the statute' and 'impair its scope.'" (See *Ont. Cmty. Found. v. State Bd. of Equalization* (1984) 35 Cal. 3d 811, 817.) Please refer to Attachment "C" for a brief analysis of current California law related to the invalidity of a regulation that contradicts a statute.

OPSC's Regulatory Guidance Demonstrates that a School District is Entitled to Retain All Savings

In fact, OPSC's own guidance demonstrates that a school district is entitled to retain all savings from an ORG Program funded project that receives a financial hardship grant. On or about November 8, 1999, OPSC issued "Mass Mailer #99-19" with the subject "USE OF SCHOOL FACILITY PROGRAM PROJECT SAVINGS" ("**OPSC Mailer**"). (See **Attachment "B"**.) The OPSC Mailer is admittedly confusing, but was written "to clarify" how OPSC was interpreting CCR section 1859.103, and how OPSC would handle savings for districts receiving financial hardship grants. Importantly, this is OPSC's subjective clarification and is not enforceable if it is inconsistent with the controlling statute, Education Code section 17070.63.

Even so, we must review the OPSC Mailer on its face, where it states, "[i]f a district has no financial hardship projects or does not contemplate filing for financial hardship, any declared or

⁵ On one hand Education Code section 17070.63(c) provides that "savings...shall be retained by the district in the county fund for expenditure by the district for other high priority capital outlay purposes," (emphasis added), but CCR section 1859.103, in pertinent part, provides "the State's portion of any savings declared by the district or determined by the OPSC by audit must be used to reduce the SFP financial hardship grant..." (Emphasis added.) These provisions are in direct conflict.



Keely Bosler
 Chair, State Allocation Board
 March 22, 2019
 Page 6

determined savings may be used immediately for other high priority capital facility needs.” This language creates an option for a school district if OPSC has not “captured” those funds within three years “to reduce the financial hardship funding on other projects of the district.” What this means is that, within months of drafting these regulations, OPSC itself interpreted them to find that:

- A school district’s savings on financial hardship funded projects are “subject to capture by the OPSC” for that district’s projects for three years.
- Savings could be used immediately by the school district if it does not intend to have further financial hardship funded projects.

OPSC’s Position Impermissibly Discriminates Based on the Economic Condition of a School District

OPSC’s position that school districts receiving financial hardship grants in connection with ORG Program funded projects are not entitled to retain savings violates the Equal Protection Clause of the United States Constitution. The California Supreme Court long ago concluded that that classifications based on wealth are suspect and subject to strict scrutiny. (See *Serrano v. Priest* (1971) 5 Cal.3d 584, 597-604.) Strict scrutiny is the most “severe standard” of judicial review, requiring the State to establish that “its classification bears a close relation to the promoting of a compelling state interest, the classification is necessary to achieve the government’s goal, and the classification is narrowly drawn to achieve the goal by the least restrictive means possible.”⁶ In satisfying this exacting standard, the State is required to introduce actual evidence to demonstrate that the “disparate treatment” is “necessary to further [the purported] compelling state interest[.]” (*People v. McKee* (2012) 207 Cal.App.4th 1325, 1338.)

OPSC draws a wealth-based distinction by taking the position that economically disadvantaged school districts forced to make use of financial hardship grants must return project savings from ORG Program funded projects, whereas those school districts that receive no financial hardship grants do not. OPSC does not posit a compelling basis for its disparate treatment. OPSC suggests that it must retain the savings so that it can use those savings to provide other financial hardship grants. However, even that would be a suspect justification that is not “narrowly tailored” to the OPSC’s purported interest. In fairness, it is doubtful OPSC intended to take an action that runs contrary to the *Serrano* decision or decades of civil rights laws, but it has unfortunately – and likely unintentionally – done so.

⁶ (*Bd. of Supervisors v. Local Agency Formation Comm.* (1992) 3 Cal.4th 903, 912; see also *In re Marriage Cases* (2008) 43 Cal4th 757, 847-848, superseded by statute on other grounds as stated in *Strauss v. Horton* (2009) 46 Cal.4th 364, 407 [demonstrating that it is the State’s burden to satisfy strict scrutiny].).



Keely Bosler
Chair, State Allocation Board
March 22, 2019
Page 7

Conclusion

There is no basis for OPSC or the SAB to demand that SBCUSD return any savings that SBCUSD realized from ORG Program funds. Only if SBCUSD did not expend those funds on “other high priority capital outlay purposes” would the District be obligated to return those funds to the State. SAB must follow the ruling in the Santa Ana Decision and allow SBCUSD to retain the savings from ORG projects. The fact that SBCUSD qualified for and received financial hardship funding cannot be used to treat SBCUSD and its students differently than other school districts in the state that are more financially well-off.

Very truly yours,
ORBACH HUFF SUAREZ + HENDERSON LLP

A handwritten signature in blue ink, appearing to read 'Philip J. Henderson', written over the printed name.

Philip J. Henderson

PJH:GG:ZS

Enclosure: Attachment “A” – Santa Ana Decision
Attachment “B” – OPSC Mailer
Attachment “C” – Invalidity of Regulations Contradicting a Statute

cc: SAB Board Members
SBCUSD
OPSC Staff

**SUPERIOR COURT OF CALIFORNIA
COUNTY OF SACRAMENTO**

DATE:	October 28, 2016 10:00 a.m.	DEPT. NO.:	24
JUDGE:	HON. SHELLEYANNE W. L. CHANG	CLERK:	E. HIGGINBOTHAM
SANTA ANA UNIFIED SCHOOL DISTRICT , a California public school district, Petitioner, v. STATE ALLOCATION BOARD , a California State agency, Respondent.		Case No.: 34-2016-80002362	
Nature of Proceedings:		PETITION FOR WRIT OF MANDATE	

The following shall constitute the Court’s tentative ruling on the above matter, set for hearing in Department 24, on Friday, October 28, 2016, at 10:00 a.m. The tentative ruling shall become the final ruling of the Court unless a party wishing to be heard so advises the clerk of this Department no later than 4:00 p.m. on the court day preceding the hearing, and further advises the clerk that such party has notified the other side of its intention to appear.

Petitioner, Santa Ana Unified School District (Petitioner or District) seeks a writ of mandate to set aside Respondent State Allocation Board’s (Board) decision finding that Petitioner is not entitled to retain monies granted to it by the Board. The Petition is **GRANTED**.

I. BACKGROUND

This case concerns funds disbursed pursuant to the Leroy F. Greene Act of 1998 (Act) (Ed. Code, §§ 17070.10 *et seq.*). The Legislature enacted the Act to construct new school facilities (Ed. Code, §§ 17072.10 *et seq.*), modernize and rehabilitate schools (Ed. Code, §§ 17074.10 *et seq.*), and relieve critically overcrowded schools (Ed. Code, §§ 17078.10 *et seq.*). The Act allows school districts to receive monies from the Board for various types of school facilities projects, including construction of new school facilities, modernization of school facilities and pertinent here, “overcrowding relief projects.”

The Board is the agency charged with administering the Act. The Board’s members include the Director of the Department of Finance, the Director of the Department of General Services, the Superintendent of Public Instruction, three members of the State Senate, three members of the State Assembly, and one member appointed by the Governor. (Gov. Code, § 15490.) The Office of Public School Construction (OPSC),

ATTACHMENT E

under the Department of General Services, serves as staff to the Board. (*See*, Ed. Code, §§ 17070.20, 17070.45.)

The Board has broad programmatic powers, including (1) adopting rules and regulations to administer the Act, (2) establishing and publishing procedures and policies to administer the Act as the Board deems necessary, (3) determining the eligibility of school districts to receive apportionments under the Act, and (4) apportioning funds to eligible school districts under the Act. (Ed. Code, § 17070.35, subd. (a)(1)-(4).)

In 2006, the Legislature amended the Act to allow school districts to apply for and receive “overcrowding relief grants” (ORG), one of which is the subject of this petition. (Ed. Code, §§ 17079, *et seq.*) The Board also enacted specific regulations to implement the administration of ORG grants. A purpose of the ORG grant program is to fund school district projects that would replace portable classrooms with permanent classrooms. (*Id.*)

The material facts are not in dispute. The District applied for and was allocated ORG grants totaling approximately \$98.2 million for 12 projects. One such project was for the removal of 20 portable classrooms and installation of 20 permanent classrooms at Heninger Elementary School (the Heninger Project). In 2010, the Board granted approximately \$6,441,947.00 toward the Heninger Project, and the District contributed an additional \$6,441,947.00 for a total project cost of \$12,883,894.000. (Petition, ¶24, Exh. A.)

The District spent \$10,145,207.00 on the Heninger Project, saving \$2,738,487.00 from the estimated project costs. (Petition, ¶24, Exh. A.) The District avers that it spent the \$2,738,487.00 on other ORG projects in the District. (MPAs, pp. 6:22-23; 6:27; 7:1.)

OPSC informed the District that it needed to return to the State one-half of the monies the District saved from the Heninger Project (\$1,369,244.00). (See AR, Tab 15.)

The District avers that OPSC referenced different regulations in support of its decision. The District contends that OPSC first cited 2 California Code of Regulations section 1859.184.1 in a January 27, 2015 letter in support of its decision, stating that ORG project grants must be shall be limited up to the state apportionment for the project. (Petition, Exh. C.)¹ The District maintained that it then informed OPSC that this regulation was inapplicable. OPSC continued to demand return of the funds, citing 2 California Code of Regulations, section 1859.103 for the same proposition—that the grants for ORG projects shall be limited to eligible expenditures up to the state apportionment for the project. (AR, Tab. 16.)

Petitioner appealed OPSC’s decision to the Board. The Board heard the District’s appeal on April 20, 2016. (See AR, Tab 7.) The Board denied the District’s appeal and ordered

¹ This letter is not included in the later filed exhibits reflecting the record of the Board’s decision. However, the parties do not dispute that the Board issued this letter, and the Board’s subsequent May 21, 2015 letter, references the January 27, 2015 letter.

the District to return the monies—\$1,369,244.00. (AR, Tabs 5, 6; see also Petition, Exh. G.)

II. DISCUSSION

a. Standard of Review

The Court must determine whether the Board abused its discretion in denying the appeal and demanding that the District return the saved monies from the Heninger project.

The parties disagree as to whether judicial review should be conducted under Code of Civil Procedure section 1094.5 or Code of Civil Procedure section 1085. Section 1085 applies, as no evidentiary hearing was required by law. However, regardless what statute governs, the Court must review the questions presented by the Petition *de novo*, as the material facts are undisputed, and the ultimate conclusion to be drawn from them is a question of law. (*Moosa v. State Personnel Board* (2000) 102 Cal.App.4th 1379, 1384-1385.)

Code of Civil Procedure section 1094.5 applies when there has been a final administrative decision made as the result of a proceeding in which by law (1) a hearing is required to be given, (2) evidence is required to be taken, and (3) discretion in the determination of facts is vested in the inferior tribunal. (Code of Civil Proc., § 1094.5(a).)

The Board contends that because no law requires an evidentiary hearing, review under “traditional mandate” or Code of Civil Procedure section 1085, applies. (*Bunnett v. Regents of the Univ. of Cal.* (1995) 35 Cal.App.4th 843, 848 [ordinary mandate is used to review adjudicatory actions when the agency was not required to hold an evidentiary hearing].)

Education Code section 17070.35² directs the Board to establish rules, regulations and procedures to implement the Act. The statute itself does not create a right of appeal. The District points to the Board’s procedures, which create a school district’s right to appeal if a school district disagrees with a decision of the OPSC. Although the Board’s procedures create a right to appeal, those procedures do not require the Board to consider evidence at that appeal. Accordingly, because there is no law requiring an *evidentiary* hearing, the Court concludes that review by traditional mandamus is appropriate. (*See Sheldon v. Marin County Employees' Retirement Assn.* (2010) 189 Cal.App.4th 458, 462-5463 [If the administrative agency provides a hearing but it was not required by law, the Court will review the matter under section 1085].)

The case cited by Petitioner (*Pomona College v. Superior Court* (1996) 45 Cal App. 4th 1716, in support of its argument, is distinguishable. In that case, the court concluded that the plaintiff’s employee handbook, which set forth in detail tenure review hearing procedures and a grievance process for unfavorable tenure decisions, had the force of

² Unless otherwise specified, all statutory references shall be to the Education Code.

law. Thus, these requirements entitled the plaintiff to a “formal” hearing following his denial of tenure, at which numerous documentary evidence was considered, and review by Code of Civil Procedure section 1094.5 was appropriate.

b. Requests for Judicial Notice

The Board’s request for judicial notice in support of its Opposition Brief is granted. The Court also grants Petitioner’s request for judicial notice in support of its Reply Brief, as it responds to arguments raised by the Opposition Brief, and the Board has sufficient notice of the request and has not objected to it.

c. Petitioner Has Shown that the Board Abused its Discretion by Finding that Petitioner Was Obligated to Return Funds

The issue presented is whether the Board abused its discretion by determining that the District must return savings from funds that the Board granted to it for an ORG project—the Heninger Project. The Court concludes that the Board has abused its discretion here.

In support of its decision, the Board cites Section 17070.63 and California Code of Regulations, title 2, section 1859.103 (Regulation 1859.103.) Neither this statute nor this regulation prohibits the District from retaining the savings from the Heninger project.

The Court’s first task in construing a statute is to ascertain the intent of the Legislature so as to effectuate the purpose of the law. (*Central Pathology Service Medical Clinic, Inc. v. Superior Court* (1992) 3 Cal.4th 181, 186-187.) In determining such intent, the court must look first to the words of the statute themselves, giving the language its usual, ordinary import. (*Ibid.*) The words of the statute must be construed in context, keeping in mind the statutory purpose, and statutes or statutory sections relating to the same subject must be harmonized, both internally and with each other, to the extent possible. (*Ibid.*)

The rules of statutory construction also govern the Court’s interpretation of regulations promulgated by administrative agencies. (*Butts v. Board of Trustees of the Calif. State Univ.* (2014) 225 Cal.App.4th 835, 823.)

• **Section 17070.63**

The Act permits school districts to retain “savings” from monies given to them by the Board for projects, provided that those savings are used for other “high priority capital outlay purposes.” (Ed. Code, § 17070.63.)

(a) The total funding provided under this chapter shall constitute the state's full and final contribution to the project and for eligibility for state facilities funding represented by the number of unhoused pupils for which the school district is receiving the state grant. As a condition of receipt of funds, a school district shall certify that the grant amount, combined with local funds, shall be sufficient to complete the school construction project

ATTACHMENT E

for which the grant is intended.

(b) Any funds provided to a school district under any article in this chapter may not be counted towards the local match for receipt of funds under any other article in this chapter.

(c) *Any savings achieved by the district's efficient and prudent expenditure of these funds shall be retained by the district in the county fund for expenditure by the district for other high priority capital outlay purposes.*³

(Ed. Code, § 17070.63 (emphasis added).)

The parties do not dispute that the District used the retained savings for other “high priority capital outlay purposes.” The District contends that it spent the saved monies from the Heninger Project on other ORG projects. The Board does not dispute this assertion. The only issue is whether Petitioner is entitled to retain savings in this case.

Section 17070.63 allows school districts receiving funds under the Act to retain the savings. Its placement in the Act suggests that the general savings rule applies to all projects funded under the Act: the general savings rule is codified in Section 17070.63, which appears in the “General Provisions” article of the Act. Additionally, the statutory language itself (“the total funding provided under this chapter”) appears to apply this rule to all projects. Finally, Section 17070.63 provides no exception for the various kinds of projects funded under the Act, such as ORG projects. Thus, Section 17070.63 does not exclude ORG projects from the Act’s general savings rule.

The Board argues that the general savings rule of Section 17070.63 does not apply to ORG projects, because the “funds” described in Section 17070.63 apply to “unhoused pupils.” The Board contends that because ORG projects fund the replacement of portable classrooms, which formerly housed pupils, the general savings rule is inapplicable. The Court rejects this argument.

As indicated above, Section 17070.63 applies to all projects under the Act, and not all project grants are calculated based on the number of “housed pupils.”

For example, the calculation for *some* grants under the Act depends upon the number of “housed” pupils. (*See* Ed. Code, § 17072.10 [governing new construction grant eligibility determination].) However, the calculation for other grants under the Act—e.g., modernization of school facilities—is *not* based on the number of “housed” pupils. (*See* Ed. Code, § 17074.10.) Accordingly, the fact that Section 17070.63 references “housed” pupils does not evince a Legislative intent to exempt ORG projects from the Act’s general savings rule.

³ The Court refers to this statutory grant as the “general savings rule.”

Additionally, the parties have pointed to no other statutory authority purporting to exempt ORG projects from the general savings rule, and the Court is unaware of any other statutory authority. Accordingly, Section 17070.63 provides no legal support for the Board's decision to require the District to return the savings from the Heninger project.

- **Regulation 1859.103**

The Board then contends that ORG projects are subject to the limits in Regulation 1859.103 and thus, Petitioner may not retain the savings under this regulation. The Court rejects this argument as well. Regulation 1895.103 provides no legal authority for the Board's decision.

The Court preliminarily observes that Board has drafted regulations exempting specific projects under the Act from Section 17070.63's general savings rule.⁴ The Court does *not* address Board's ability to exempt specific projects from the general savings rule in light of Section 17070.63, as this issue is not before it, and the parties have not briefed this issue. The Court only addresses whether Regulation 1859.103 provides the Board authority to demand the return of saved monies from the Heninger project.

Regulation 1859.103 provides in pertinent part:

A district may expend the savings not needed for a project on other high priority capital facility needs of the district including the relocation of district facilities.... *The grants for the projects funded pursuant to Section 1859.70.2 [Funding of Previously Ineligible Projects] or Section 1859.180 [ORG projects] shall be limited to eligible expenditures, up to the State Apportionment for the project except as specified in Section 1859.184.1(d) [ORG Grant Application Process for Districts with Financial Hardship Approval].* Savings may be declared by the district in writing to the OPSC any time after the release of all funds for the project.

...

(2 C.C.R. § 1859.103 (emphasis added).)

Regulation 1859.103 reiterates the general savings rule and then states that grants for certain projects shall be limited to "eligible expenditures, up to the State Apportionment for the Project."

⁴ These regulations include: (1) Regulation 1859.70.2(d) [New Construction and Modernization Grant Determinations] ["The grants for the projects funded pursuant to this Section shall be limited to actual eligible expenditures and the funding provided will be calculated based on the grant amounts at the time the construction contract was signed. The project will not be eligible to receive project savings as provided for in Section 1859.103"]; (2) Regulation 1859.169.1 [Applicable to Charter Schools] ["Projects funded under the CSFP do not generate savings pursuant to Section 1859.103. In addition, State funds remaining at the completion of the project may not be used to satisfy the local matching share obligation. Remaining funds must be returned to the State."]; (3) Regulation 1859.199 [Applicable to Career Technical Education Facilitation Program] ["An applicant district may not retain savings realized by a Career Technical Education Facilities Project."].)

ATTACHMENT E

The parties devote much argument to the meaning of this phrase: the Board contends that because Regulation 1859.103 limits the grants of monies for ORG projects to “eligible expenditures, up to the State Apportionment for the project,” there can be no “savings” retained to be spent elsewhere. The District claims that the additional “eligible expenditures” language was included to ensure only that a project would not receive more state funding than it is otherwise entitled to receive—and that this language does not require school districts to return funds to the State.

The District does not contend that the Board lacked authority to promulgate Regulation 1859.103, or that the Board exceeded its statutory authority under the Act in doing so. Rather, the District argues that the Board’s *interpretation* of Regulation 1859.103 is erroneous—that Regulation 1859.103 provides no authority for the Board’s decision. The Court agrees that the Board abused its discretion in interpreting 1859.103 as providing authority for it to demand that the District to return the monies for the Heninger project.

The binding power of an agency’s interpretation of a statute or regulation is contextual. (*Yamaha Corp. of Am. v. State Bd. of Equal.* (1998) 19 Cal.4th 1, 7.) While an agency’s interpretation of the statutes governing it is usually entitled to deference, the amount of deference is “fundamentally *situational*.” (*Id.* at p 12 [emphasis in original].) “A court assessing the value of an interpretation must consider a complex of factors material to the substantive legal issue before it, the particular agency offering the interpretation, and the comparative weight the factors ought in reason to command.” (*Ibid.*)

First, the Board’s interpretation of Regulation 1859.103 is at odds with Section 17070.63 and the general statutory savings rule. Additionally, the parties have cited no other statutory authority for the premise that ORG project grant recipients must return savings, and the Court is unable to find none.⁵

Additionally, the Court notes that the authority cited in support of the Board’s ability to promulgate the regulation is Section 17070.35, the statute that provides authority to the Board to promulgate regulations to carry out the Act. The Regulation lists no statutory authority for the Board’s interpretation that it proffers here.

Finally, even assuming that the Board has statutory authority to promulgate a regulation exempting ORG project grant recipients from the statutory savings rule, the text of the regulation itself does not clearly state that ORG projects must return funds. Thus, the plain language of the regulation itself provides no support for the Boards’ decision. The Court disapproves of a regulatory interpretation that allows the Board to “alter the fundamental details of a regulatory scheme in vague terms” and “hide elephants in mouseholes.” (*Whitman v. American Trucking Assn.* (2001) 531 U.S. 457, 468.)

⁵ The Court notes that the Board cited Section 17079.20(e) in its decision. This statute provides that ORG projects must be “prioritized” if not enough money exists to fund all ORG projects. Section 17079.20(e) does not exempt ORG projects from Section 17070.63’s general savings rule. As such, Section 17079.20(e) provides no authority for the Board’s interpretation of Regulation 1859.103.

ATTACHMENT E

As noted above, Regulations 1859.70.2(d), 1859.169.1, and 1859.199 demonstrate that the Board knew how to draft regulations excluding certain types of projects from retaining saved monies. Even assuming that it had authority to do so, the Board could have drafted an exception for the retention of ORG project savings, but failed to do so here. (*See, City of Ontario v. Superior Court* (1993) 12 Cal.App.4th 894, 902.)

The Board proffers the 2007 rulemaking file for the amendment to Regulation 1859.103 to show that it intended to exclude ORG projects from the Act's general savings rule. The District then proffers history from the 2004 amendment to Regulation 1859.103 to provide context for the 2007 amendment. The Board's citation to the 2007 amendment is unavailing. The Court has already found that Regulation 1859.103 does not clearly express any limitations on the general savings rule, as applied to ORG projects. The 2007 amendment only added a reference to ORG projects. Consequently, the 2007 amendment does not change the Court's conclusion.

The Board's arguments in opposition to the Petition make much of the fact that the amendment to Regulation 1859.103 was validly adopted, with no public comment until now. However, the fact that the public may not have opposed the regulation is no reason to accord deference to the Board's interpretation, and its decision to prohibit the District from retaining savings here.

For the foregoing reasons, the Board abused its discretion.

The District also contends that the Board abused its discretion by not proceeding in a manner required by law, because it relied on an "underground regulation," or an invalid interpretation of Regulation 1859.103.⁶ As the Board's decision was made in the course of a case-specific adjudication, this contention is inapposite. (*Capen, supra*, 155 Cal.App.4th at p. 387.) However, as noted above, the Court concludes that the Board abused its discretion in interpreting Regulation 1859.103 to demand that the District return the savings from the Heninger project.

III. DISPOSITION

The Petition is **GRANTED**. Counsel for the District is directed to prepare a formal order and a separate judgment, each incorporating this ruling as an exhibit thereto, and a separate writ of mandate. The District shall submit the order, judgment, and writ to opposing counsel for approval as to form, and thereafter submit them to the Court for

⁶ Laws that circumvent the rulemaking process in violation of the Administrative Procedure Act (APA) are often called "underground regulations." The APA provides that "[n]o state agency shall issue, utilize, enforce, or attempt to enforce ... a regulation' without complying with the APA's notice and comment provisions." (Gov. Code, § 11340.5, subd. (a); *Capen v. Shewry* (2007) 155 Cal.App.4th 378, 386 [citing *Tidewater Marine Western, Inc. v. Bradshaw* (1996) 14 Cal.4th 557, 570].) "Regulations" include interpretations thereof if they are standards of general application to interpret the law enforced. (*Capen, supra*, 155 Cal. App.4th at p. 386.) Interpretations of regulations that arise in the course of case-specific adjudication are not "regulations" subject to the APA. (*Capen, supra*, 155 Cal. App.4th at p. 387.)

ATTACHMENT E

approval in accordance with the California Rules of Court, rule 3.1312. The writ of mandate shall be prepared for the signature of the Clerk of the Court.



Date: November 8, 1999 Mass Mailer #99-19

To: All School Districts and County Superintendents of Schools

Subject: **USE OF SCHOOL FACILITY PROGRAM PROJECT SAVINGS**

At the request of the State Allocation Board (SAB), the Office of Public School Construction (OPSC) was directed to clarify how School Facility Program savings are treated and captured for other districts' projects if the district was approved for a financial hardship. The OPSC developed a clarification statement that was approved by the SAB at the October 27, 1999 meeting as follows:

- Separate site and/or design funding applications are not subject to the savings criteria outlined in Regulation Section 1859.103. They are not deemed to be completed projects until the separate funding applications have been "matched" by an off-set of the apportionment when the district submits the new construction or modernization final funding applications for the entire project. Once the project is "matched," savings will be recognized as outlined in Regulation Section 1859.103.
- The State's portion of any savings on either a new construction or modernization funding application, with or without financial hardship funding, are subject to capture by the OPSC for three years to reduce the financial hardship funding on other projects of the district. The three-year period for each funding application begins once the savings are declared by the district or when determined by the OPSC, whichever occurs first, and ends three years later. If savings are not captured by the OPSC within the three-year period, the district may use the savings for other high priority capital facility needs of the district.
- If a district has no financial hardship projects or does not contemplate filing for financial hardship, any declared or determined savings may be used immediately for other high priority capital facility needs of the district.
- The State's portion of the savings includes any portion of savings financed with financial hardship funding.
- The determination of savings by the OPSC will occur within two years of whichever date occurs first:
 - The date the district filed the "notice of completion" for the project, all outstanding invoices, claims, change orders have been satisfied and the facility is currently in use by the district.
 - Three years for elementary and four years for middle and high school projects from the date of the final fund release for the project.
 - The date the OPSC receives the final expenditure report from the district.

- If the OPSC does not determine the savings on the project within the two-year period, the district may then use any savings for other high priority capital facility needs of the district.

Should you have questions or need any additional information regarding the contents of this letter, please contact Carolyn Harmon, Audits Supervisor, at charmon@dgs.ca.gov or (916) 322-0315.

Sincerely,

LUISA M. PARK
Interim Executive Officer
Office of Public School Construction

LMP:LM:

“Government Code section 11342.2 states that ‘no regulation adopted is valid or effective unless consistent and not in conflict with the statute and reasonably necessary to effectuate the purpose of the statute.’ Thus, when a [party] seeks to invalidate a regulation adopted pursuant to a delegation of legislative power, ““the judicial function is limited to determining whether the regulation (1) is “within the scope of the authority conferred” ... and (2) is “reasonably necessary to effectuate the purpose of the statute””””” (Cal. Ass'n of Med. Prods. Suppliers v. Maxwell-Jolly (2011) 199 Cal. App. 4th 286, 312, quoting *Yamaha Corp. of America v. State Bd. of Equalization* (1998) 19 Cal.4th 1, 11.)

A regulation is void where it is inconsistent with, or impairs or alters the scope of, a statute. (See *Agnew v. State Bd. of Equalization* (1999) 21 Cal. 4th 310, 321 [“[A] regulation which impairs the scope of a statute must be declared void.”]; *Robinson v. Fair Emp't & Hous. Com.* (1992) 2 Cal. 4th 226, 234 [“[A] regulation which is inconsistent with the statute it seeks to implement is invalid.”].)

As the Supreme Court of California set forth over 50 years ago in *Morris v. Williams* (1967) 67 Cal.2d 733 (“*Morris*”):

While the construction of a statute by officials charged with its administration, including their interpretation of the authority invested in them to implement and carry out its provisions, is entitled to great weight, nevertheless “Whatever the force of administrative construction . . . final responsibility for the interpretation of the law rests with the courts.”

[Citation.] **Administrative regulations that alter or amend the statute or enlarge or impair its scope are void and courts not only may, but it is their obligation to strike down such regulations.** [Citations.]

If we conclude that the Administrator was empowered to adopt the regulations, we must also determine whether the regulations are “reasonably necessary to effectuate the purpose of the statute.” . . . But we need not make such a determination if the regulations transgress statutory power. [Citation.] **To put it another way, it is unnecessary for us to review administrative action for abuse of discretion, where we find no discretion was in fact conferred.**

(*id.* at pp. 748-749, emphasis added.)

The *Morris* Court struck down an administrative regulation that allowed a State administrator to impermissibly reduce Medi-Cal coverage for public assistance recipients, and courts have persistently struck down administrative regulations creating an impermissible exception to an express statute. (See, e.g., *Masonite Corp. v. Superior Court* (1994) Cal.App.4th 1045, 1054 [voiding administrative regulation which conflicted with the manner of presentation of a trade secret pursuant to Health and Safety Code § 44346(a)]; *Canteen Corp. V. State Bd. of Equalization* (1985) 174 Cal.App.3d 952, 959-963 [voiding administrative regulation creating an exception to the tax exemption for “non-returnable” containers pursuant to Revenue and Taxation Code § 6364(a)]; *Ont. Cmty. Found. v. State Bd. of Equalization* (1984) 35 Cal. 3d 811, 817 [voiding administrative regulation creating an exception to the tax exemption for occasional sales pursuant to Revenue and Taxation Code §§ 6006.5, 6367].)

REPORT OF THE EXECUTIVE OFFICER
State Allocation Board Meeting, June 26, 2019

SCHOOL DISTRICT DATA			
School District:	BIGGS UNIFIED	County:.....	BUTTE
Application Numbers:...	57/61408-00-001, -002, -003, -004	School Names:.....	BIGGS ELEMENTARY BIGGS JR./SR. HS, BIGGS MS, & RICHVALE ES
Total District Enrollment:.....	624	Grade Levels:.....	K-12
Financial Hardship:.....			TBD
Last Approved Local Bond Measure:.....			N/A
Qualifying Financial Hardship Criteria:.....			TBD

PURPOSE OF REPORT

To present the District’s request to receive Financial Hardship status based upon “other evidence of reasonable effort as approved by the State Allocation Board.”

DESCRIPTION

On January 10, 2019, the District submitted an appeal request (Attachment A) for Financial Hardship funding for four modernization projects.

The Office of Public School Construction (OPSC) has reviewed the request and determined the District:

- Has long-term debt at 0% of debt capacity, which is below the 60% threshold,
- Has not passed a Proposition 39 bond measure within the last two years, and
- Has a debt capacity of \$17.1 million which is in excess of the \$5 million threshold.

As a result, the District is not eligible for Financial Hardship assistance under standard criteria. The District is therefore requesting consideration for Financial Hardship status based on “other evidence”. The total District matching share for the four modernization projects is \$3,680,690. If the appeal request is approved, the District would contribute \$435,799 towards the projects and the total Financial Hardship grant (including previous design approvals) would be \$3,244,891. The total Financial Hardship grant being requested in this appeal is \$3,023,848.

AUTHORITY

See Attachment B.

BACKGROUND

On February 3, 2015, the District submitted an *Application for Funding* (Form SAB 50-04) for four modernization projects. These applications were submitted during the time when the Board had exhausted all modernization bond authority and the projects were placed on the Applications Received Beyond Bond Authority List. After passage of Proposition 51, Staff began to process funding applications in date order received. In fall 2018, Staff began to process the District’s applications. As part of the request, the District requested financial hardship status. In processing the District’s applications for funding and financial hardship status, Staff has determined the funding applications are valid; however, is unable to administratively approve the request for financial hardship status under standard criteria.

BACKGROUND (cont.)*Prior Board Action*

The Board has previously heard an appeal in 2009 from the District for financial hardship status for design and construction of these projects under other evidence (due to lack of matching funds, two unsuccessful bond elections, a recent change from a “negative” to a “positive” certification in their fiscal budget status, and lack of approval from the Butte County Office of Education (BCOE) for the District to incur additional debt.) After lengthy discussions at the November 2009 and January 2010 Board meetings (Attachments C and D), the Board approved financial hardship status for the design phase of these projects only and required the District to seek other funding sources for their share of the construction grants, before seeking financial hardship status for the construction phase. These projects for separate design were then placed on the Unfunded List (Lack of AB 55 Loans) in late 2010 and apportioned in 2011.

Attempts to Obtain Local Match

Since 2011, the District has attempted two bonds initiatives, in January 2012 and November 2018, both of which failed to obtain 55 percent of the “yes” votes needed to pass. The results of these and the two prior attempts are listed below.

Election Date	Bond Amount	Yes	No
February 5, 2008	\$4,275,000	48.85% (530 votes)	51.15% (555 votes)
November 8, 2008	\$6,900,000	45.74% (644 votes)	54.26% (764 votes)
June 5, 2012	\$6,000,000	44.63% (357 votes)	55.38% (443 votes)
November 6, 2018	\$9,500,000	53.99% (656 votes)	46.01% (559 votes)

Additionally, the District met again with the BCOE to determine the viability of issuing other types of debt aside from bonds, specifically a \$3.7 million Certificate of Participation with 20 annual payments of \$250,000, for the District match. In a letter to District, dated March 14, 2019 (included in Attachment A), the BCOE stated “BCOE strongly discourages the Biggs Unified School District from acquiring any debt service, as the impact would cause a negative change in the budget for the foreseeable future.”

STAFF ANALYSIS/STATEMENTS**District’s Position**

Biggs Unified School District is seeking Financial Hardship status under “other evidence”. Based on four failed bond attempts and the consideration of debt issuance, the District states that it has made all reasonable efforts to impose all level of local debt capacity and requests approval for financial hardship construction funds for its four modernization projects.

The District highlights the following points in the request for Financial Hardship under Other Evidence:

- The District has made four unsuccessful attempts since 2008 to pass a bond at a total cost of \$39,238.
- The District is discouraged by the BCOE from taking on any debt (such as a Certificate of Participation) as it will have a negative impact on the budget. The addition of debt payments would increase the potential for a qualified budget in two years and negative in the third year out.
- The District is levying developer fees justified under law.
- The permanent facilities were constructed from 1950-1977 and are in desperate need of repair; the portable facilities are all beyond 20-years old.

STAFF ANALYSIS/STATEMENTS (cont.)

- Facility improvements are necessary to maintain a safe and positive learning environment for the District's current students along with potentially displaced students from the Camp Fire.

The full text of the District's appeal request for Financial Hardship status is included as Attachment A.

Staff's Position

The District has requested consideration under the "other evidence" of reasonable effort provision in the Financial Hardship regulations, which requires Board approval. Staff is providing the following overview of the District's ability to meet the standard financial hardship criteria for the Board's consideration of its request.

Financial Hardship Qualification

School districts may qualify for the Financial Hardship program by levying the maximum developer fees allowed by law and by meeting one of the four criteria outlined in regulation. The District is levying developer fees justified under law and meets this qualifying criterion; however, the District does not meet any of the secondary criteria, as illustrated below:

Secondary Qualifying Criteria	District Status	Meets Criteria	Does Not Meet Criteria
District has successfully passes a Proposition 39 within two previous years	The District has been unable to pass a local bond in four previous attempts.		X
Total district bonding capacity of less than \$5 million	The District's total bonding capacity is \$17.1 million, which is in excess of the \$5 million threshold set in statute.		X
Bonded indebtedness of at least 60% of the district's total bonding capacity	*The District's current bonded indebtedness is at 0%, which is below the 60% requirement in SFP regulations.		X
Other evidence as approved by the Board	The District is currently appealing for approval under other evidence.	Under Appeal	

* Staff would note that most districts that qualify for Financial Hardship using the criteria for 60% bonded indebtedness achieve this through the issuance of local bonds.

There have been eleven prior requests for Financial Hardship status under "other evidence" considered by the Board, including a prior appeal from the District. There are no set criteria to qualify for Financial Hardship status under "other evidence" Each district presented unique circumstances surrounding its request. Of these requests, four were approved as requested and three partially approved. The remaining four were not approved. In the District's 2009/2010 appeal, heard over two meetings, discussion centered around the District's inability to pass a local bond measure. Board members raised concerns with providing approval for Financial Hardship under "Other Evidence" solely because a district could not pass a bond. The Board items and transcripts of that appeal are contained in Attachments C and D.

A full summary of all prior "other evidence" appeals and their outcomes is included as Attachment E.

STAFF ANALYSIS/STATEMENTS (cont.)

Staff further notes that while the District has explored the option of taking on debt associated with a \$3.7 million COP, it is unclear if there is another amount that the District could afford to finance in order to provide a portion of the matching share for these projects. Additionally, the \$9 million bond amount requested of voters in 2018 exceeded the District's matching share amount of \$3 million dollars, as shown in the table below.

Summary of Funding Request

Because the District is appealing the decision of the initial Financial Hardship review, Staff proceeded with phase two of the Financial Hardship review to determine the amount of local funds that would be potentially available for the project, and the amount of Financial Hardship assistance necessary should the Board grant the District's appeal. Staff has confirmed that the District has only \$435,799 to contribute towards the project.

The total District's share for the four Modernization projects is \$3,680,690. If the District's appeal is approved, the District would contribute \$435,799 towards the projects and the total Financial Hardship grant (including previous design) would be \$3,244,891. The total Financial Hardship grant being requested in this appeal is \$3,023,848. The projects are detailed in the table below.

Application Number	School Name	Classrooms	State Share	Required District Share	Previous Financial Hardship Funding (Separate Design Phase)	Financial Hardship Appeal (Construction Phase)
57/61408-00-001	Biggs Elementary	7	\$2,123,685	\$1,415,790	\$78,075	\$972,084
57/61408-00-002	Biggs Junior/Senior High	11	\$2,121,057	\$1,414,038	\$62,435	\$1,281,435
57/61408-00-003	Biggs Middle	3	\$918,884	\$612,589	\$62,142	\$550,447
57/61408-00-004	Richvale Elementary	4	\$357,409	\$238,273	\$18,391	\$219,882
TOTAL			\$5,521,035	\$3,680,690	\$221,043	\$3,023,848

Conclusion

Staff is unable to administratively approve the District's request. When the District appealed to the Board in 2009, Board members were reluctant to provide approval under "other evidence" solely for the inability to approve a bond measure, as seen in the transcripts for this District's 2009/2010 Board items. Typically, Staff only supports requests for Financial Hardship status under "other evidence" in unique or severe circumstances, and is therefore seeking Board direction.

Absent an approval of the District's appeal, the District applications are eligible for state funding on a 60/40 (State/District) matching basis (Option 2).

BOARD OPTIONS

Pursuant to the Rules and Procedures of the State Allocation Board, “Staff is providing the following options for the Board’s consideration. A positive vote by six members is required for the Board to take action that is an alternative to Staff’s administrative action. Absent a positive vote by six members of the Board, Staff’s administrative action will stand and the school district’s appeal will be considered closed.”

Option 1 – Grant the District’s appeal and approve the District’s request for Financial Hardship status based on “other evidence”. Approve the Unfunded Approvals for these applications, in the total amount of \$8,765,926, as shown on Attachments F1, F2, F3, and F4.

Option 2 – Approve the Unfunded Approvals for these applications on a 60/40 state and local match basis, in the total amount of \$5,742,078, as shown on Attachments G1, G2, G3, and G4.

BOARD ACTION

In considering this Item, the Board approved Option #1, which granted the District’s request to receive Financial Hardship status based upon “other evidence of reasonable effort as approved by the State Allocation Board.” The approval also included Unfunded Approvals for the four applications (57/61408-00-001 through 57/61408-00-004), for a total amount of \$8,765,926, as shown on Attachments F1, F2, F3, and F4.

ATTACHMENT A

STATE OF CALIFORNIA
SCHOOL DISTRICT APPEAL REQUEST

STATE ALLOCATION BOARD
 OFFICE OF PUBLIC SCHOOL CONSTRUCTION

SAB 189 (REV 10/09)

Page 2 of 2

SCHOOL DISTRICT Biggs Unified	APPLICATION NUMBER 57/6148-00-001,002, 003, 004
SCHOOL NAME Biggs Elem., Biggs High, Biggs Middle, Richvale Elem.	COUNTY Butte
DISTRICT REPRESENTATIVE Doug Kaelin	E-MAIL ADDRESS dkaelin@biggs.org

Purpose of Request:

The Biggs Unified School District requests State Allocation Board approval of financial hardship status pursuant to School Facility Program Regulation 1859.81(c)(5).

Basis of Request:

- Law (Statute) _____
- Regulation 1859.81(c)(5) _____
- Other (specify) _____

Description:

Attached

SIGNATURE OF AUTHORIZED DISTRICT REPRESENTATIVE <i>Pamela Ragan</i>	DATE <i>3/18/19</i>
--	------------------------

Biggs Unified School District
SAB 189 Attachment

Biggs Unified School District (“District”), a small rural farming community located in Butte County, serves 624 students of which 66 percent qualify for programs such as free/reduced meals and migrant education services. The District’s permanent facilities were constructed from 1950 to 1977 and are in desperate need of repair. In addition, all portable classrooms are beyond 20 years old. The District is in close proximity to the town of Paradise, the site of the catastrophic Camp Fire which left thousands homeless. It is anticipated that 90 FEMA trailers will be placed within District boundaries to house families who lost their homes. The children from these families will be served by the Biggs Unified School District. Essential facility improvements are necessary to provide a safe and positive learning environment for current District students along with those in need displaced by the fire.

The School Facility Program (SFP) allows districts to request modernization funding for permanent facilities over 25 years old and portable facilities over 20 years old. The State provides a per pupil grant amount to fund 60 percent of the project and the District is required to fund 40 percent. For districts that are unable to contribute their 40 percent match, there is the option of applying for financial hardship. If a district qualifies for financial hardship, the State will contribute the district’s 40 percent match, less available District capital facility funds. In order to qualify for financial hardship, the district must be levying the developer fee justified under law and meet one of the following (Regulation 1859.81(c)(1-5):

1. Current outstanding bonded indebtedness of the district issued for the purpose of constructing school facilities is at least 60 percent of the district’s total bonding capacity (current debt \$0)
2. The district had a successful registered voter bond election for at least the maximum allowed under Proposition 39 within the previous two years (no)
3. It is a County Superintendent of Schools (no)
4. The district’s total bonding capacity at the time of the request for financial hardship status is \$5 million or less (current bonding capacity \$17.1 million)
5. Other evidence of reasonable effort as approved by the SAB.

The District is levying developer fees justified under law but does not meet criteria 1-4. In order to request financial hardship status under “other,” an appeal is required. On June 12, 2008, the District submitted an appeal to the Office of Public School Construction (OPSC) requesting upfront financial hardship design and full construction funds for four modernization projects based on Regulation 1859.81 (c)(5). This Regulation includes a provision whereby the District may be approved for financial hardship based on “other evidence of reasonable effort as approved by the SAB.” The law requires a district that requests financial hardship assistance to have “made all reasonable efforts to impose all levels of local debt capacity and development...”

On January 27, 2010 the State Allocation Board approved upfront design funds in the amount of \$657,861 (State share \$436,818, financial hardship \$221,043) for the District’s four modernization projects based on the 2008 appeal and denied the District’s request for construction funds. The District contributed available capital facility funds of \$70,168 to reduce the State’s financial hardship contribution. The State Allocation Board suggested the District attempt another bond, in addition to the two previous bonds, to provide its matching share prior to requesting financial hardship construction funds. The District utilized the design funds to secure DSA and CDE plan approvals and submitted funding applications for the four modernization projects to OPSC. The plans were shared with the community as the basis for the bond, demonstrating the improvements that would be made with the passage of the bond.

As suggested by the State Allocation Board in 2010, the District made an effort to provide its matching share by placing two additional bonds on the ballot for a total of four attempts with a cost of \$39,238 to pass bonds on the following dates:

- February 2008 (51% no, 49% yes)
- November 2008 (54% no, 46% yes)
- June 5, 2012 (56% no, 44% yes)
- November 6, 2018 (46% no, 54% yes)

In addition to placing four bonds on the ballot, the District met with the Butte County Office of Education (BCOE) to explore the option of issuing debt to provide their required match. Because the issuance of debt increases the potential for an imminent qualified budget, the BCOE strongly discourages the District from issuing debt. To calculate the impact of the issuance of debt, a 20-year COP was added to the 2018/19 Second Interim Multi Year Projection (MYP); the addition of this expense would cause the District to be qualified in two years and negative the third year out. Attached is a letter from BCOE stating their significant concerns regarding the issuance of debt.

OPSC is in the process of reviewing the District's funding applications which were submitted to OPSC on February 3, 2015 and has requested financial hardship documents from the District. Because the District does not meet criteria 1-4, an appeal is required to request financial hardship funding under "other." Based on the four bond attempts and the consideration of debt issuance, the District has made all reasonable efforts to impose all levels of local debt capacity and requests approval for financial hardship construction funds for its four modernization projects. The total District matching share for the four modernization projects is \$3,680,690. If the appeal request is approved, the District would contribute \$435,799 toward the projects for a total financial hardship grant (including previous design approvals) of \$3,244,891. The financial hardship grant requested in this appeal is \$3,023,848.

The scope of work in the modernization plans includes the following:

- Replace deteriorating roofs
- Install new fire alarm systems to meet current codes
- Modernize heating and ventilation systems
- Modernize restrooms to become ADA compliant
Includes: new ceramic tile on floors and walls, new fixtures, new toilet partitions, new lighting, and plumbing modifications to meet current codes
- Modernize classroom technology
- Modernize classrooms and ancillary facilities
Includes: new casework, wall coverings, floor coverings, marker boards, windows, ceiling tiles, doors, hardware and electrical upgrades
- Modernize facility access to meet current ADA codes for students and teachers with disabilities
- Remove hazardous materials
- Replace 20 year old portables
- Modernize phone and communication systems

Facility improvements are necessary to maintain a safe and positive learning environment for the District's current students along with potential displaced students from the Camp Fire. The District respectfully requests financial hardship approval to modernize facilities in desperate need of repair; all students deserve to be educated in a positive learning environment of which adequate facilities are a critical component.



Mary Sakuma
Superintendent
msakuma@bcoe.org

Lisa A. Anderson,
CMA
Senior Director,
Fiscal Services
(530) 532-5617
landerso@bcoe.org

Board of Education

*Amy Christianson
Karin Matray
Brenda J. McLaughlin
Alastair Roughton
Roger Steel
Mike Walsh
Alan White*

Administrative Services

1859 Bird Street
Oroville, CA 95965
(530) 532-5823
Fax (530) 532-5759
<http://www.bcoe.org>

An Equal Opportunity
Employer

April 17, 2019

Mr. Doug Kaelin, Superintendent
Biggs Unified School District
300 B Street
Biggs, CA 95917

Subject: Financial Hardship Appeal

Dear Mr. Kaelin:

It is our understanding that the Biggs Unified School District is pursuing financial hardship status for modernization funding. The Butte County Office of Education (BCOE) has fiscal oversight responsibilities over school district budgets and our office reviews each budget adopted by the school board throughout the fiscal year.

BCOE has performed a short review of the district's Second Interim Budget. Based on the Multi-Year Projection (MYP), we find the following factors will have a negative impact on the district's finances:

1. Adding any debt service payment to the district budget will have an adverse effect and is not sustainable
2. Current unrestricted deficit spending will rapidly increase with the addition of a debt service payment and increases the potential for an imminent qualified budget
3. Reserves would rapidly decrease with the addition of a debt service payment
4. The district is currently projecting potential reductions on the MYP to alleviate deficit spending
5. Costs continue to rise due to settlements and increasing PERS and STRS rates
6. Biggs Unified is a small school district with a historical ten year average of flat average daily attendance (ADA) and is not projecting a future increase

Biggs Unified is a small rural district with 64% of their students receiving free and reduced lunch and 46% minority enrollment. They are located in Butte County, the site of the catastrophic Camp Fire. Due to the existing housing crisis, there is a potential for FEMA trailers to be placed within district boundaries to accommodate displaced families due to the fire. Facility improvements will not only benefit current students but will assist those in need displaced by the Camp Fire.

ATTACHMENT A

April 16, 2019
Financial Hardship Appeal
Page Two

BCOE strongly discourages the Biggs Unified School District from acquiring any debt service, as the impact would cause a negative change in the budget for the foreseeable future.

Sincerely,



Lisa A. Anderson
Senior Director of Fiscal Services, Butte County Office of Education

rj
FS-1819-073

cc: Pamela Ragan, Financial Officer, Biggs Unified School District
Travis Haskill, Director of External Services, Butte County Office of
Education

ATTACHMENT B

AUTHORITY

Education Code Section 17075.10(b)(1)(B) states that "...the school district has made all reasonable efforts to impose levels of local debt capacity and developer fees, and that the school district is, therefore, unable to participate in the program pursuant to this chapter except as set forth in this article."

EC Section 17075.15(d) states:

Further, regulations shall also specify a method for determining required level of local effort to obtain matching funds. The regulations shall include consideration of at least all of the following factors:

- (1) Whether the school district has passed a bond measure within the two-year period immediately preceding the application for funding under this article, the proceeds of which are substantially available for use in the project to be funded under this chapter, but remains unable to provide the necessary matching share requirement.
- (2) Whether the principal amount of the current outstanding bonded indebtedness issued for the purpose of constructing school facilities for the school district and secured by property within the school district or by revenues of, or available to, the school district, which shall include general obligation bonds, Mello-Roos bonds, school facility improvement district bonds, certificates of participation, and other debt instruments issued for the purpose of constructing school facilities for the school district and for which owners of property within the school district or the school district are paying debt service is at least 60 percent of the school district's total bonding capacity, as determined by the board.
- (3) Whether the total bonding capacity, as defined in Section 15102 or 15106, as applicable, is five million dollars (\$5,000,000) or less, in which case, the school district shall be deemed eligible for financial hardship.
- (4) Whether the application for funding under this article is from a county superintendent of schools.
- (5) Whether the school district submits other evidence of substantial local effort acceptable to the board.
- (6) The value of any unused local general obligation debt capacity, and developer fees added to the needs analysis to reflect the district's financial hardship, available for the purposes of school facilities financing."

School Facility Program (SFP) Regulation Section 1859.81(c) states

(c) "...The district has made all reasonable efforts to fund its matching share of the project by demonstrating it is levying the developer fee justified under law or an alternative revenue source equal to or greater than the developer fee otherwise justified under law at the time of request for hardship and the district meets at least one of the following:

- (1) The current outstanding bonded indebtedness of the district issued for the purpose of constructing school facilities in accordance with Education code Section 17072.35 or 17074.25 as appropriate, at the time of request for financial hardship status, is at least 60 percent of the district's total bonding capacity. Outstanding bonded indebtedness includes that part of general obligation bonds, Mello-Roos Bonds, School Facility Improvement District Bonds and certificates of participation which the district is paying a debt service that was issued for capital outlay school facility purposes.
- (2) The district had a successful registered voter bond election for at least the maximum amount allowed under Proposition 39 within the previous two years from the date of request for financial hardship status. The proceeds from the bond election that represent the maximum amount allowed under the provisions of Proposition 39 must be used to fund the district's matching share requirement for SFP project(s).
- (3) It is a County Superintendent of Schools.
- (4) The district's total bonding capacity at the time of the request for financial hardship status is \$5 million or less.
- (5) Other evidence of reasonable effort as approved by the SAB.

ATTACHMENT C

REPORT OF THE EXECUTIVE OFFICER
State Allocation Board Meeting, November 4, 2009

SCHOOL DISTRICT DATA	
School District:	BIGGS UNIFIED County:..... BUTTE
Application Number:	57/61408-00-000 School Names:..... VARIOUS
Total District Enrollment:	591 Project Grade Level: K-12
Financial Hardship:..... YES

PURPOSE OF REPORT

To present the District’s request for financial hardship status based upon other evidence of reasonable effort.

DESCRIPTION

The District is requesting financial hardship status to allow for an estimated \$299,434 in design grant funding and an estimated \$1,796,884 in full grant funding totaling an estimated \$2,096,318 in financial hardship apportionments for its four modernization projects. The projects are detailed in the table below.

Site	Pupils	Classrooms	Estimated State Apportionment	* Estimated Financial Hardship Apportionment	Estimated Project Cost
Biggs Elementary	225 K-6	9	\$829,897	\$553,265	\$1,383,162
Biggs Junior/Senior High	216 9-12 & 36 Non-Severe	11	\$1,407,472	\$938,315	\$2,345,787
Biggs Middle School	131 7-8 & 19 Non-Severe	6	\$686,625	\$457,750	\$1,144,375
Richvale Elementary	53 K-6	2	\$220,482	\$146,988	\$367,470
Totals:			\$3,144,476	\$2,096,318	\$5,240,794

* The amounts listed in the table include the estimated Design and Construction grants combined together.

This request for financial hardship status is based upon a provision contained in the School Facility Program (SFP) Regulation Section 1859.81(c)(5) which considers “other evidence of reasonable effort as approved by the State Allocation Board” since the District was not able to meet any of the other four reasonable effort criteria.

The District’s current outstanding bonded indebtedness is at zero percent rather than the required minimum of 60 percent. The District has a bonding capacity at \$11,342,684 for fiscal year 2007-2008. However, the District has had “negative” certifications with budget shortfalls from the Second Interim Budget Report for fiscal year 2004-05 through fiscal year 2006-07. A “negative” certification indicates the District will not be able to meet its financial obligations for the current fiscal year or subsequent fiscal year. Currently, the District has received “positive” certification since the First Interim Budget Report for fiscal year 2008-09. A “positive” certification indicates the District will meet its financial obligations for the current fiscal year and the two subsequent fiscal years.

(Continued on Page Two)

DESCRIPTION (cont.)

The District has inquired with the Butte County Office of Education (BCOE) on whether they could pursue a Certificate of Participation (COP) as a method to finance the District's portion of the modernization match. Payments would be approximately \$200,000 from the General Fund for 20 years. According to the BCOE letter, dated May 21, 2009, "...The District's fiscal status has recently changed from a "negative" to "positive" status. The District has had to absorb significant revenue reductions this year as a result of the State budget...Based on BCOE's review of the 2008-09 Second Interim Budget and Multi-Year Projection, Biggs Unified cannot make \$200,000 payments from the General Fund. Certificates of Participation are not a viable option as a method of financing for the District's portion of the modernization match."

The District has attempted and failed passage of general obligation bonds on February 5, 2008 (48.85 percent, yes-vote) and recently on November 4, 2008 (45.74 percent, yes-vote).

AUTHORITY

The Education Code Section 17075.35 requires that "...the district has made all reasonable efforts to impose all levels of local debt capacity...".

The SFP Regulation Section 1859.81(c)(1-4) outlines the requirements for a project to receive financial hardship status. This Regulation states that a district must demonstrate reasonable effort to fund its matching share by levying the maximum developer fee justified by law and must meet one of the following criteria: 1) current bonded indebtedness of at least 60 percent of its total bonding capacity, 2) accomplished a successful registered voter bond election for at least the maximum amount allowed under Proposition 39 within the previous two years from the date of request for financial hardship status, 3) it is a County Superintendent of Schools, 4) total bonding capacity at the time of the request for financial hardship status is \$5 million or less, or 5) other evidence of reasonable effort as approved by the SAB.

STAFF COMMENTS

The District does not meet the criteria to qualify for financial hardship status; therefore, the District has requested consideration under the "other evidence of reasonable effort" criteria. In the past, when faced with decisions regarding other evidence of reasonable effort, the SAB has considered the district's level of financial indebtedness and whether the district is in jeopardy of becoming financially insolvent and subject to the requirements of Assembly Bill (AB) 1200, Chapter 1213, Statutes of 1991 (Eastin). All school districts are required to establish a prudent financial reserve for economic uncertainties.

The SFP regulations identify the qualifying criteria for Financial Hardship status. The district meets the qualifying criteria by (1) levying the developer fee justified under law and (2) meeting one of the following:

- The District's current outstanding bonded indebtedness is greater than 60 percent,
- Passed a successful Proposition 39 voter bond election within two years from the date of request for financial hardship status,
- Is a County Superintendent of Schools,
- The District's total bonding capacity at the time of the request for financial hardship status is \$5 million or less,
- Provides other evidence of reasonable effort as approved by the State allocation Board.

(Continued on Page Three)

STAFF COMMENTS (cont.)

The District is requesting that they be considered under other evidence on the basis that (1) the District lacks matching funds; (2) the District has attempted bond elections without success; (3) the District recently changed their fiscal status from a “negative” to “positive” status; and (4) the lack of approval from the County for the District to incur additional debt. Consequently, Staff has determined that the District has \$70,168 available as a contribution in their Capital Facility Funds which can be used toward the District’s projects.

The design grant could be approved and the full grant could be reevaluated once the District is ready to proceed for full construction on the four projects.

The majority of requests for financial hardship status under other evidence have been rejected by the Board. However, there have been a few Districts that were approved for financial hardship status under other evidence. One such district was Monterey Peninsula Unified. The District had to deal with the closure of Fort Ord and the loss of \$10 million annually in Federal Impact Aid, a failed bond measure, the designation as an AB 1200 District, and the inability of the District to attempt another bond measure until the AB 1200 status was removed by the County Office of Education. They were approved under other evidence by the Board at the January 22, 2003 SAB meeting.

Needles Unified was also approved for financial hardship status under other evidence. Needles had a facility hardship on Federal land that needed to be relocated. The new site involved the Colorado River Indian Tribe whom the District had been working with to secure the new site. They presented their case based on the fact that they had a qualified status for their first interim report for fiscal year 2004/2005 and lack of approval from their the County for the District to incur additional debt. In considering this item at the October 26, 2005 SAB meeting, the Board approved the District’s request for financial hardship on the design phase only. The Board stipulated that the District must attempt to pass a local bond measure, which included this project, before the District would be permitted to request financial hardship for the construction funding phase.

OPTIONS

Option 1 – Approve the District’s financial hardship request for the design phase only. Require the District to seek other funding sources for their share of the construction grants prior to applying for financial hardship status.

Pros:

- This would allow the District to have financial hardship status for the design phase of their four modernization projects at an estimated financial hardship apportionment of \$299,434.

Cons:

- The District would have to qualify for the construction phase of their projects and may not have their matching share of their SFP projects.
- Approving financial hardship status for a District that may have not shown reasonable effort as required by the regulations.

(Continued on Page Four)

OPTIONS (cont.)

Option 2 – Approve the District's request for financial hardship status for the design grant apportionment and the full grant apportionment.

Pros:

- This would allow the District to have financial hardship status for the design phase of their four modernization projects at an estimated financial hardship apportionment of \$299,434 and an estimated \$1,796,884 for the full financial hardship grant apportionment. This would result in a combined estimated total of \$2,096,318.

Cons:

- Approving financial hardship status for a District that may have not shown reasonable effort as required by the regulations.

Option 3 – Deny the District's appeal.

Pros:

- The SFP regulations state that all reasonable effort must be met in order to qualify for financial hardship status. The District has not met this effort and has not warranted approving their financial hardship request.

Cons:

- Per the Butte County Office of Education the District's General Fund could not handle additional debt at this time leaving the District with no means to obtain their matching share for their SFP projects.

RECOMMENDATION

1. Approve Option 1.
2. If the Board approves either Option 1 or 2, require the \$70,168 available in the Capital Facility Funds be used toward the contribution to the District's grant apportionments.

BOARD ACTION

In considering this item, three motions were acted upon by the Board: 1) the first motion was made, and failed, to approve Option 3 (deny the District's request); 2) the second motion was made, and failed, to approve Option 1 (approve the District's request for financial hardship design phase only); and 3) this last motion was made, and failed, to grant a reconsideration vote for Option 3. The Board requested that this item be brought back to the January 2010 SAB meeting.

1
2
3
4
5
6
7
8
9
10
11
12
13
14
15
16
17
18
19
20
21
22
23
24
25

CALIFORNIA STATE ALLOCATION BOARD
PUBLIC MEETING

STATE CAPITOL, ROOM 4202
SACRAMENTO, CALIFORNIA 95814

DATE: WEDNESDAY, NOVEMBER 4, 2009
TIME: 2:14 P.M.

Reported By: Mary Clark Transcribing
4919 H Parkway
Sacramento, CA 95823-3413
(916) 428-6439
maryccclark13@comcast.net

1
2
3
4
5
6
7
8
9
10
11
12
13
14
15
16
17
18
19
20
21
22
23
24
25

APPEARANCES

MEMBERS OF THE BOARD PRESENT:

THOMAS L. SHEEHY, Chief Deputy Director, Policy, Department of Finance, designated representative for Michael Genest, Director Department of Finance.

SCOTT HARVEY, Chief Deputy Director, Department of General Services, designated representative for Will Bush, Director, Department of General Services.

KATHLEEN MOORE, Director, School Facilities Planning Division, California Department of Education, designated representative for Jack O'Connell, Superintendent of Public Instruction.

SENATOR ALAN LOWENTHAL

SENATOR LONI HANCOCK

SENATOR MARK WYLAND

ASSEMBLY MEMBER JEAN FULLER

ASSEMBLY MEMBER JULIA BROWNLEY

ASSEMBLY MEMBER TOM TORLAKSON

REPRESENTATIVES OF THE STATE ALLOCATION BOARD PRESENT:

ROB COOK, Chief Executive Officer

LISA SILVERMAN, Chief of Fiscal Services

JUAN MIRELES, Program Services Policy Manager

SUSAN RONNBACK, Interim Assistant Executive Officer

REPRESENTATIVE OF THE DEPARTMENT OF GENERAL SERVICES,
OFFICE OF LEGAL SERVICES PRESENT:

TERESA BORON-IRWIN, Staff Counsel

1 the floor to you if you do. Okay. Seeing no interest
2 there, now why don't we go to **Item No. 12**, which is the
3 **Biggs School District Appeal.**

4 MR. COOK: Right. Biggs Unified and I'll
5 introduce Jason Hernandez of our staff to --

6 CHAIRPERSON SHEEHY: Okay. Great.

7 MR. COOK: -- introduce the item.

8 MR. HERNANDEZ: Good afternoon. My name again is
9 Jason Hernandez and I'm the Audit Supervisor at OPSC for all
10 the financial hardship projects that come to our door.

11 This is an overview. Biggs Unified is coming in
12 for four modernization projects ranging from elementary
13 through junior/senior high project. They're coming in for
14 an estimated amount of 3.1 million in state apportionment
15 plus the 2.096 million in the financial hardship
16 apportionment for a total estimated cost of 5.2 million.

17 Typically when districts come in for financial
18 hardship, per the regulations, there is four main criteria
19 that they come in under. They come in under if it's a
20 smaller school district, they have a total bonding capacity
21 of less than \$5 million.

22 If they've passed a bond within the last two
23 years, a Prop. 39 bond for the maximum amount or if they
24 have a total bonding capacity of -- or bonding indebtedness
25 of greater than 60 percent is the three main criteria or if

1 it's a County Office of Education, then they qualify the
2 normal administrative criteria for financial hardship.

3 There is one other option under other evidence
4 that a school district can come before the State Allocation
5 Board and present their evidence to be considered for
6 financial hardship status.

7 So as today, Biggs Unified in Butte County does
8 not meet one of the four aforementioned criteria for
9 financial hardship status. Therefore they have come in to
10 present their case and evidence to the Board to be
11 considered for financial hardship status.

12 If you turn to stamped page 160 at the top,
13 there's a brief description on some of the measures the
14 district has taken to show their reasonable evidence as far
15 as their attempts to come up with their own matching share.

16 They have met with the Butte County Office of
17 Education and -- to see if they'd consider issuing
18 certificates of participation in order to finance their
19 portion of the SFP school facility projects.

20 According to the Butte County Office, the district
21 has recently moved from a negative interim declaration on
22 their financial statements, which basically states the
23 district would not be able to meet their ongoing concerns
24 for the next three years, to a positive status, which means
25 they'll be able to make their ongoing concerns for the next

1 year and for the following two years.

2 But the Butte County Office went on to say that if
3 they were to absorb additional payments for the County
4 Office of -- for certificate of participation that they
5 would not be able to meet those ongoing concerns and would
6 be in danger of going back under AB1200 and having a
7 negative status for their next interim report.

8 The district has also attempted and passed -- and
9 attempted to pass and failed two general obligation bonds
10 over the last year and a half. In February of '08, they
11 attempted a bond that only received a 48 percent vote.

12 They went back to the voters back in November of
13 '08 and again they only passed -- they had a 45 percent yes
14 vote at that time.

15 So staff looked through all their -- all the main
16 criteria that you look for when a district is coming forward
17 for financial hardship consideration, again looking at that
18 same criteria that we mentioned: have they passed a bond,
19 which obviously they failed the last two attempts; do they
20 have bond indebtedness currently -- look into their
21 financial records, they did not have any bonded indebtedness
22 at the district; or is their total bonding capacity level
23 less than 5 million and currently they're at approximately
24 11.5 million, so they meet that criteria as well.

25 Turning to the next page, stamped page 161, ,

1 basically the staff looked at the main reasons that the
2 district was coming in. One, obviously they lack the
3 matching funds to contribute to their SFP projects.

4 They have attempted bonds as mentioned without
5 success and the district is -- even though they've recently
6 changed their status from a negative to a positive status,
7 if they were to go forward and issue a certificate of
8 participation, the County said they would be in danger of
9 going back to a negative declaration.

10 We did do a review of their available capital
11 facility funding which would include developer fees, any
12 possible redevelopment funds, or any other type of capital
13 project or facility funds that would be available to the
14 district and through our determination -- you see that
15 number of 70,168 and those are the numbers of the funds that
16 we found available at the time.

17 We've listed some examples here of past districts
18 that have come before the Board. Many districts that have
19 come through have not been approved for -- under other
20 evidence. There have been a few examples. A couple listed
21 here. One was Monterey Peninsula.

22 They had a unique situation where Fort Ord closed
23 on the district and they were losing several million --
24 10 million annually in federal impact dollars. They also
25 had attempted and failed a bond and they were in danger of

1 becoming an AB1200 district and having their status listed
2 as negative.

3 Needles Unified was another district that came
4 forward. They initially were approved by the Board, but
5 they were only approved for their design phase of their
6 construction. The Board directed the district to come
7 back -- before they come back for their full construction,
8 to attempt another local bond measure or seek other means of
9 local financing in order to contribute to their project
10 before coming back to the Board.

11 So as we go through, we have three options
12 available to the Board for you today. Option 1 was similar
13 to a prior district such as Needles where we would approve
14 the district for their design funding at this time which
15 would allow the district to move forward with the initial
16 planning of their construction projects and their
17 modernization projects but would still require them to come
18 back and seek other types of financing, whether it's seek
19 another bond measure, whether to see if any developer fees
20 increased during that time frame, or any other financing
21 mechanism that might be available to the district before
22 they come in for full construction, and to follow past
23 practice, it's been approved by the Board in the past.

24 If you turn to stamped page 162, it lists Option 2
25 and Option 2 is basically just granting the district's

1 request for financial hardship status for both their design
2 grant and their construction grant which would allow the
3 district to move forward with their project. Basically the
4 Board would be stating that they have made a reasonable
5 effort to fund their matching share, but potentially this
6 option may be going against past practice and may be setting
7 precedent.

8 And Option 3 would be to deny the district's
9 appeal per the regulations that state the district has not
10 made all reasonable effort and that in order to be qualified
11 for financial hardship status, they must meet one of the
12 initial qualifying criteria that I mentioned earlier.

13 So staff recommends that we approve Option 1, to
14 approve the district for design funding and to have them
15 seek other funding, whether it be COP, bond measures, or
16 other financing before they come in and to consider
17 construction apportionment for their financial hardship
18 projects.

19 And with that, I'll open up to questions for the
20 Board.

21 CHAIRPERSON SHEEHY: Okay. Questions of the Board
22 members for OPSC staff. Okay. Let's hear from the Biggs
23 School District. Okay. Assemblyman Nielsen, if you prefer
24 to go first, that's fine. I thought -- whatever your
25 pleasure is, Assemblyman. Okay. Please come ahead.

1 Identify yourself for the record, please.

2 MR. CORNELIUS: I'm Bill Cornelius, Superintendent
3 of Biggs Unified School District.

4 CHAIRPERSON SHEEHY: Can you push the button for
5 the microphone, Mr. Cornelius.

6 MR. CORNELIUS: Can you hear me?

7 CHAIRPERSON SHEEHY: Great. Thank you very much.

8 MR. CORNELIUS: Thank you. My name is Bill
9 Cornelius. I'm Superintendent of Biggs Unified School
10 District.

11 CHAIRPERSON SHEEHY: Please, Mr. Cornelius, would
12 you like present your view of this issue and what -- the
13 outcome you'd like to see?

14 MR. CORNELIUS: Yes, I would. Thank you.

15 CHAIRPERSON SHEEHY: Thank you.

16 MR. CORNELIUS: This is my third year as
17 Superintendent and of all years to come into a
18 superintendency, it's been very interesting.

19 I came into Biggs Unified School District three
20 years ago and Biggs is located about 25 miles south of Chico
21 in a large -- it's a large geographical area, pretty much
22 all agriculture. We have a small district, around 600
23 students, and some of the things that I am here to come
24 again talk about the budget.

25 We were below reserve three years ago. We are now

1 positive after three years and in the times that we have
2 currently, that's -- I think that's definitely a plus for
3 us. Sometimes it hurts when it comes under critical
4 hardship, but that's what we need to do in our district.

5 We were also under program improvement, things
6 going on with the district. We are now program improvement
7 free. We have met all the target growths and everything
8 from the state.

9 The biggest issue we face -- right now we've been
10 facing is our current facilities and what we did was prior
11 to my coming on, the group had come to OPSC and met with --
12 because of substantial modernization needs. They met with
13 OPSC and was given the advice to run for a bond.

14 Well, the current administration did not do that.
15 When I first came on in 2007-2008, that was one of the first
16 things we undertook.

17 Our facilities are old. The schools were built in
18 the 1950s and 1960s and had not been kept up for -- to meet
19 the needs of our students. Old -- you know, the computers
20 and other things that are currently needed in classrooms and
21 all those kinds of things, we have just some old
22 infrastructure things.

23 We -- out of the -- I was shared with this by a
24 group that helped us run the second bond, was out of the 28
25 districts they had worked with, ours was probably in the

1 worst shape.

2 So over the past two and a half, three years, when
3 the first bond did not pass -- and I'll address that again
4 later -- we didn't sit back. You know, we started to do
5 things we could as a district to help do some school
6 improvements and then when we went back to work on the bond
7 the second time, even though we did not pass the second
8 bond -- and again I'll cover that in just a second -- but we
9 developed a Be The Difference group and that's the community
10 coming in and supporting -- trying to do what they can with
11 some program improvements at the school.

12 But it's not nearly enough of what we need for all
13 the infrastructure, things that need to happen in our
14 district.

15 Our modernization eligibility is -- it's a total
16 eligibility of \$5.2 million and that requires a district
17 match of \$2,096,318. Because we barely make our three-year
18 multi-year projection, as you heard, the County said if we
19 tried to find another way of financing this, we would not be
20 able to certify as positive.

21 And as you know, in our area, the last few
22 years -- of course it goes back further than that. But
23 agriculture which is our main economy has been struggling.
24 It's been difficult.

25 So in our small rural community, it's been very

1 tough. And so for us -- you know, I did all the walking --
2 both bonds as far as walking and talking to all the folks in
3 Biggs and why weren't we able to pass the bond the first
4 time, why weren't we able to pass the bond the second time,
5 these are hard times. These are very difficult times and it
6 hits the small rural, agricultural communities I think
7 first.

8 And so everyone that I've talked to in our
9 community said there's no question our schools need help.
10 This is just a tough time for us. Some of the are on fixed
11 incomes and a variety of other things. So we were close on
12 the passing of the bonds but not quite enough. The
13 community has not stepped back. They wanted -- we have --
14 we needed a football stadium painted. We had 60 people out
15 there painting the stadium. We've done some painting in our
16 high school.

17 They're superficial things, but they really -- the
18 community is taking --

19 CHAIRPERSON SHEEHY: Excuse me, Mr. Cornelius.

20 MR. CORNELIUS: Yes, sir.

21 CHAIRPERSON SHEEHY: I want you to get everything
22 out that you want to say, but I would ask you to try to stay
23 to the immediate question at hand because we are under a
24 little bit of a time constraint today.

25 MR. CORNELIUS: Will do.

1 CHAIRPERSON SHEEHY: Thank you.

2 MR. CORNELIUS: In order to qualify for financial
3 hardship, the district must be levying the maximum developer
4 fee justified under law and must meet one of five criteria.

5 Criteria one through four, as you heard, do not
6 apply to the district. Therefore the district decided to
7 apply for financial status based on the fifth criteria,
8 other evidence of reasonable effort.

9 The district first met with OPSC in April of 2006
10 to discuss applying under other and we -- you have a
11 timeline in front of you for that. Have continued to meet
12 with OPSC through the present and has taken OPSC's
13 suggestions of attempting bonds.

14 To date, the district has attempted two bonds and
15 failed. Bond one was February 5th of 2008 as a grassroots
16 effort. The amount was for 4.275 million and it was
17 51 percent no and 49 percent yes.

18 The second bond was in November 4th of 2008. We
19 used a bond consultant at that time. The amount at that
20 time was for 6.9 million. There were 54 percent no and
21 46 percent yes.

22 And we sent a copy of this to your office. A
23 precedent has been established by the State Allocation
24 Board's approval of the 2001 Lassen Union High School
25 District's request for financial hardship funding based on

1 other evidence of reasonable effort, which included two
2 failed bonds.

3 The specifics of the school district that was
4 approved in 2001 are substantially similar to those of Biggs
5 Unified School District.

6 Therefore based on Biggs's two attempts to pass
7 bonds and the 2001 precedent setting financial hardship
8 approval, we request your support of the Biggs Unified
9 School District's appeal for financial hardship funding for
10 our four modernization projects in the amount of \$2,096,318
11 for a total project eligibility of \$5,240,794.

12 We request that your option -- would support that
13 of Option 2 which would provide design and construction
14 funds for the district's modernization projects.

15 CHAIRPERSON SHEEHY: Okay. Thank you,
16 Mr. Cornelius. So you are urging us to adopt Option No. 2.

17 MR. CORNELIUS: Correct.

18 CHAIRPERSON SHEEHY: Okay. Great. Thank you.
19 Assemblyman Nielsen.

20 ASSEMBLY MEMBER NIELSEN: Chairman Sheehy and
21 members of the Allocation Board, it's an honor to come and
22 appear before you to support the request of Biggs and allow
23 me a moment of nostalgia of my decade of serving on this
24 august body.

25 I served with the irascible and revered Leroy

1 Greene for all of those years and I think I'm third or
2 fourth longest tenured member in the history of this Board.
3 Now some of your regulations and rules may have changed. I
4 am not sure, but I am familiar with these kinds of requests
5 and precedential grants of these requests in years hence
6 based on hardship and based on reasonable effort that they
7 have put forth and I think that the district -- the
8 community has put forth their best efforts.

9 And we all know the difficulty with bonds and I am
10 very familiar with these kinds of areas and this kind of
11 agriculture because I am it. In fact our home is only about
12 an hour to the west of this place and one of our former
13 colleagues -- which has nothing to do with your criteria --
14 but Doug Lumalfa (ph) went to the elementary school here.

15 The smaller districts do have their unique
16 problems. Of course the big districts do too. But that
17 said and knowing the manifest needs, the deterioration, the
18 lack of maintenance, another thing of your purview here,
19 deferred maintenance -- it hasn't been adequately
20 maintained. They do need your help and I would respectfully
21 request your favorable consideration of the request of Biggs
22 for Option No. 2. And thank you very much for the time. It
23 feels good to be back with you if but for a moment and get
24 out of here so you members can be about your busy days and
25 now I could say good afternoon to all of you who I said good

1 morning to about 12:00 o'clock to 5:00 o'clock today. Thank
2 you so much for your time.

3 CHAIRPERSON SHEEHY: Thank you very much,
4 Assemblyman Nielsen. We appreciate you taking the time to
5 come here. Pleasure of the Board.

6 MS. MOORE: I have a quick question --

7 CHAIRPERSON SHEEHY: Ms. Moore. Ms. Moore then
8 Ms. Hancock.

9 MS. MOORE: -- of staff.

10 CHAIRPERSON SHEEHY: And then --

11 MS. MOORE: The Lassen item wasn't included in the
12 write-up and they have indicated that there was similar
13 circumstances. Could you comment on that?

14 MR. HERNANDEZ: Sure. The main reason, looking
15 back at that Lassen item that was approved back in December
16 of '01 was that it was prior to the main regulations of the
17 hardship changing in beginning of -- I think it was January
18 of '02, we switched to -- prior -- before, just for one
19 example, you used to be able to have a total bonding
20 indebtedness of only 30 percent and that was increased to a
21 60 percent threshold.

22 I think also previously that if your district was
23 less than 7 million, then they lowered it down to 5 million
24 as far as the threshold need to qualify.

25 So the basic thing was that since it was under

1 other body of criteria when that decision was made and post
2 decisions were made under the new criteria which basically
3 either didn't approve the Board items under other evidence
4 or require the districts to come back in showing effort they
5 made before applying for construction was the main reason
6 that we didn't include it.

7 MS. MOORE: That answers that part of the
8 question, but can you also answer is it a similar
9 circumstance? They indicate that there were two bond
10 measures attempted in the community, that there was a small
11 community, and that the Board made the decision to grant
12 them essentially Option 2.

13 MR. HERNANDEZ: Yeah. To go back through it, on
14 that item, it was a smaller district up in Lassen County and
15 that one had also attempted two bond measures that had
16 failed. It didn't list as much information back then, so I
17 couldn't tell if it was in danger of becoming AB1200 at that
18 time, but some of the circumstances were similar.

19 MS. MOORE: Thank you.

20 CHAIRPERSON SHEEHY: Senator Hancock.

21 SENATOR HANCOCK: Thank you. I think the report
22 and the comments were quite complete. You know, I have to
23 say having looked over the material that was presented quite
24 carefully, I think that it would be a very dangerous thing
25 for this Board at this time with our limited amount of money

1 to grant this request.

2 Every district has had to absorb significant
3 revenue reductions. If not being able to pass a bond or
4 being recently removed from being under financial
5 supervision were a criteria for full funding with no local
6 participation, many, many more districts would come in and
7 request that and we would have set a precedent by doing
8 that.

9 None of the currently required hardship conditions
10 is met. The citing of a precedent from 2001 indicates that
11 if we should set a precedent like this today, we will
12 certainly have it cited back to us in the coming months and
13 years.

14 So I appreciate the difficulties. There are
15 districts with great difficulty all over the state. I know
16 that some of the districts that represent, like West Contra
17 Costa County, have repeatedly passed bonds despite having a
18 very low income population and paying back a loan to the
19 state from when they went bankrupt 25 years ago.

20 Now, it would simply seem to me that this lowers
21 the bar to a point that the future bond monies of the state
22 would be in jeopardy.

23 So I would move Option 3, that we deny the
24 request.

25 MR. HARVEY: Second.

1 CHAIRPERSON SHEEHY: Okay. We have a motion and a
2 second, but I suspect there's going to be interest in some
3 more discussion. I have Senator Wyland and then Senator
4 Lowenthal.

5 SENATOR WYLAND: For the Superintendent, I have a
6 question. The maintenance -- you said the maintenance had
7 not been done. So I assume that for a number of years there
8 was no money in your budget for maintenance. Is that how
9 that happened?

10 MR. CORNELIUS: I would say because the financial
11 budget that we were looking back, they were not able to keep
12 up with the -- take care of the --

13 SENATOR WYLAND: How about now?

14 MR. CORNELIUS: Now -- again we're -- our
15 maintenance budget is extremely small because we're just
16 trying to make that --

17 SENATOR WYLAND: How big is your budget?

18 MR. CORNELIUS: Our deferred maintenance is 80 --
19 \$110,000.

20 SENATOR WYLAND: And how big is the entire budget
21 for the district?

22 MR. CORNELIUS: 6.2 million.

23 SENATOR WYLAND: Where -- can you give us an idea
24 of what you intend to do? You mentioned computers and I
25 don't think that's covered. I don't know if it is -- and

1 something about a football field. Can you give us an idea
2 of what would -- what projects would happen?

3 MR. CORNELIUS: We have several projects outlined
4 anywhere from reupping a lot of electrical that needs major
5 upgrades to we have ceilings that are in bad repair. Not
6 roofs but the ceilings inside. We've got, you know, some of
7 the heating-air conditioning, some of the -- just -- we have
8 a list, you know, of a variety of projects that are just in
9 desperate need of fixing up, but in the class -- our
10 classroom is so old the gas lines and the water lines don't
11 work inside the classroom, some things like that.

12 So it's -- there's -- each of the sites because of
13 not being kept up as well as they should have been --

14 SENATOR WYLAND: How many sites do you have --

15 MR. CORNELIUS: We have -- we have four sites. We
16 have an elementary school, a middle school, a high school.
17 The elementary/middle school are on the same campus and then
18 we have a small elementary school out in Richvale. So we
19 have basically --

20 SENATOR WYLAND: Only one high school?

21 MR. CORNELIUS: One high school.

22 SENATOR WYLAND: Thank you.

23 CHAIRPERSON SHEEHY: Senator Lowenthal.

24 SENATOR LOWENTHAL: Thank you. You know, I wasn't
25 prepared to really speak -- or I wasn't going to -- I

1 shouldn't say prepared -- going to speak on this issue.
2 When I come into the hearing, I thought I would be probably
3 either supporting Number 1 or Option No. 2, but I just lived
4 through an historic time yesterday in which we moved forward
5 as a state and I support it, although reluctantly because of
6 the tremendous overall need, to say that we're going to put
7 a greater and greater way of funding projects out of the
8 general obligation bond. General obligation bonds are going
9 to -- which are the kinds of bonds that we're talking about
10 here also.

11 We're now going to do water projects rather
12 than -- which we've historically done which was the point I
13 think that was raised earlier, have the beneficiaries to pay
14 their fair share. We don't -- we're not moving in that
15 direction.

16 And so this proposal is going to potentially do an
17 expansion of that also. It's going to say that financial
18 hardship categories are going to change now. We're going to
19 kind of lessen them. If you've had an economic impact in
20 your community and you really can't support these projects,
21 we're going to let the general obligation bonds begin to
22 fund more and more of that. I think this is a very
23 dangerous precedent. This keeps putting off the reality,
24 the inevitable reality that this model of what we're going
25 down is not sustainable. This is a nonsustainable model of

1 more and more general obligation picking up the funding for
2 this state.

3 That's where we're going and I think that's a
4 very, very dangerous thing. And so after living through
5 last night and saying this is the last time I'm going to do
6 a general obligation bond, I'm sitting here talking about an
7 expansion of impacts upon general obligation bonds. I'm not
8 going there anymore until we figure this system out.

9 We as a state have got to figure out -- just
10 because we can't see the impacts, we can't live that way.
11 We can't be like the rest of what happened to this nation
12 which came to its knees when we just increased debt service
13 so high in the nation that people couldn't pay their debt.

14 We cannot go that route and so I'm having a very
15 hard time and I've switched where I am because I think we
16 have a -- we have to figure this system out. That's why I'm
17 glad we're going to go and talk about this, but I'm not in
18 to voting for anybody changing any rules, any more impacts
19 on general obligation bonds at this moment. So I'm going to
20 vote for number 3.

21 CHAIRPERSON SHEEHY: Okay. So we have a motion
22 and a second. Now we want to hear from Assemblywoman Fuller
23 and we want to go back -- then we'll go back to Mr. Wyland.
24 Ms. Fuller.

25 ASSEMBLY MEMBER FULLER: I'm pretty much in

1 agreement with what you just said, Senator, about we are
2 going to have to just look at how we do bonds. You know,
3 it's nothing like the agony we went through last night at
4 the giant prices and had to -- make me the worst choice to
5 fix an absolute price.

6 So here we are headed towards the next absolute
7 crisis in a hurry, but I would like to point out a few
8 things that might help us make this decision because
9 unfortunately school districts, you know, have to operate
10 under the circumstances that they're in. We put them in
11 these circumstances by approving all these rules ourselves.
12 We were the ones that -- I mean there as legislation that
13 changed it to other reasonable -- and that's a legitimate
14 statute-driven criteria now. It was like last year when we
15 did -- when that bill passed and so here's someone that has
16 followed the rules and done their expectation and a
17 community that is waiting and sort of at the end of the day,
18 we're going to give all this money away and then we're going
19 to go back out and we're going to figure out how to finance
20 the next round. There's no doubt about that and we have to
21 do it better and we have to do it smarter and we have to do
22 it different.

23 But right now, this school district, if you look
24 at this, they have not very many classrooms. I think they
25 have like somewhere around what 300 kids or something. It

1 wasn't a lot. 600. Thanks. I don't have my glasses on.

2 And at some point, the problem for school
3 districts are -- like they're saying they don't have any
4 maintenance money in their maintenance account. That
5 generally happens because when they're so small, they can't
6 do an economy of scale, so when they cut, they can't cut any
7 contracted thing, any of the union stuff, so they're going
8 to have to take out of whatever small reserve accounts they
9 have such as maintenance and so that cleans that out.

10 And now if their buildings are truly falling apart
11 or over 30 years old or whatever they are, then we're asking
12 them to rebuild those buildings every couple months with no
13 money as opposed to providing a financial hardship
14 scholarship that we have to put a new campus or building or
15 whatever it is they want that does away with all that
16 rebuilding it over and over and over that's not cost
17 efficient and isn't good for the kids.

18 So I'm really conflicted. I agree with the
19 finance logic, but I think I would like really consider the
20 staff's option because they were going to be watching this.
21 They're -- we're going to hope some things change and
22 they're going to let us start building or go into debt or
23 any of those kinds of things if we do Option 1.

24 If we do Option 3, we're going to force them in to
25 trying to trying to make repairs on things that probably

1 can't be repaired with no money and that's not really a good
2 option when it was our fault that we made the legislation
3 that gave them the expectation of reasonable -- other
4 reasonable methods.

5 So I'm conflicted and I'd rather go for 1 than for
6 3, but I don't dispute all the judgments that you have all
7 raised about where we are.

8 CHAIRPERSON SHEEHY: Thank you. We haven't heard
9 from Ms. Brownley yet, so Ms. Brownley and then Senator
10 Wyland.

11 ASSEMBLY MEMBER BROWNLEY: Thank you. This is a
12 tough one for me too, but I think, you know, based -- just
13 based on hearing Ms. Fuller's comments too, it makes me
14 think that really so many districts up and down the state
15 right now don't have deferred maintenance because we've cut
16 deferred maintenance out of their budget.

17 So we're -- I mean regardless of scale -- and I
18 understand the scale argument and it certainly does apply to
19 smaller school districts, but I think every single district
20 is wrestling with this issue of deferred maintenance and in
21 some sense, it feels to me that the -- part of the
22 responsibility of the district here is to also make their
23 prioritizations as well. I mean we're talking about
24 projects that the district wants to do that spans a couple
25 different things.

1 Well, I think we need to prioritize in terms of if
2 it's the ceilings, the classrooms, that are in greatest
3 disrepair over football fields or other kinds of things. I
4 think that the district sort of needs to prioritize and of
5 course the financing of these modernization and/or new
6 construction projects are based on a match with the
7 community and I understand that you've gone out for two
8 bonds and have been unsuccessful at two bonds, but, you
9 know, there's scale in that as well in terms of the amount
10 that you go out, in terms of what the taxpayer would have to
11 pay, so forth and so on. There is a question of the
12 maximization of the developer fees and, you know, is there a
13 place in terms of going back to the drawing board here to
14 come up with a prioritization of projects and be able to
15 come up with a match that can come out of the district that
16 can accommodate the most necessary repairs that need to take
17 place.

18 But -- so my tendency is to support the motion
19 for -- to deny the request.

20 CHAIRPERSON SHEEHY: Okay. Thank you. Now,
21 Ms. Moore and then Senator Wyland.

22 MS. MOORE: I won't belabor the points. I agree
23 very wholeheartedly that this program was set up with a
24 match in mind and that local communities needed to complete
25 that match.

1 However, I cannot support the denial of it and I
2 thought that Option 1 was a compromise in that it in essence
3 said that the state is willing to support this community at
4 300,000 and that the rest of funds -- I believe it was
5 2 million essentially -- would have to come from local
6 sources.

7 And what it does is leverage back to the local
8 community to say that you are going to have to pass a bond
9 measure in order for these projects to move forward and the
10 state has made their investment.

11 So I would support Option 1.

12 CHAIRPERSON SHEEHY: Thank you, Ms. Moore.
13 Senator Wyland.

14 SENATOR WYLAND: I concur with that. I would
15 support Option 1. I think number one, look at the actual
16 amount of money. We're talking 2- to \$300,000. And I
17 understand the precedent, but having some familiarity with
18 districts like this, there's also I think a great difficulty
19 in passing bond issue and I think it has to do with -- well,
20 a whole bunch of cultural reasons and it seems to me that if
21 pick the Option 1, the amount of money is very small. It's
22 unlikely to bring a flood of people to us and I don't know
23 how many there are like this who have tried a couple of
24 bonds.

25 I was on a board where certainly we had tried at

1 least one that failed. I just don't see a lot of districts
2 coming to us.

3 And then the other thing is it would allow the
4 district -- and -- to actually really prioritize because the
5 reality is a football field to me in this situation is not
6 that important, but falling ceilings, no water or no gas
7 lines to a classroom is a pretty big deal.

8 So that would allow that design to actually focus
9 on what you actually have to have to provide -- I support
10 Option 1 --

11 CHAIRPERSON SHEEHY: Okay. Thank you. Now we do
12 have a motion and a second on the floor which was to adopt
13 staff recommendation number 3. Please --

14 ASSEMBLY MEMBER BROWNLEY: Can I ask one
15 clarifying question?

16 CHAIRPERSON SHEEHY: Oh, sure. Ms. Brownley.

17 ASSEMBLY MEMBER BROWNLEY: Just one clarifying
18 question. So on Option 1, if we were to approve that, does
19 that preclude the district from coming back for another
20 hardship request for the actual brick and mortar portion of
21 it? Because this is actually providing money for the design
22 phase but actually not for the building out phase.

23 So does this preclude them or is this sort of a --
24 you know, we're going to give you this now and then you have
25 the opportunity to come back to request financial hardship

1 for the other portion of the project?

2 MR. HERNANDEZ: No. Yeah, you're correct. Under
3 the current regulations, it does not preclude them from
4 coming back for the full construction dollars. In the past,
5 it's given a district an opportunity to -- I know we
6 mentioned -- discussion about the bonds or to seek other
7 type of financing first before coming back.

8 ASSEMBLY MEMBER BROWNLEY: Okay. And so just to
9 follow up on that question. So if we were to choose
10 Option 3, is the district denied from coming back again to
11 request hardship -- if they go back to the drawing board so
12 to speak, do they have the opportunity to come back again?

13 MR. HERNANDEZ: I think it would be under the same
14 circumstances that any district regardless of why they were
15 not approved or not qualified for hardship status, it
16 doesn't preclude them from applying in the future if the
17 circumstances change.

18 Now I'll say that if it was the exact same
19 circumstances that's --

20 ASSEMBLY MEMBER BROWNLEY: Correct.

21 MR. HERNANDEZ: -- that they're coming in again
22 for --

23 ASSEMBLY MEMBER BROWNLEY: Right. Right. I
24 understand. Thank you.

25 CHAIRPERSON SHEEHY: Okay. So we do have a motion

1 and a second on the floor. Could you please call the roll.

2 MS. GENERA: Senator Lowenthal.

3 SENATOR LOWENTHAL: Aye.

4 MS. GENERA: Senator Hancock.

5 SENATOR HANCOCK: Aye.

6 MS. GENERA: Senator Wyland.

7 SENATOR WYLAND: No.

8 MS. GENERA: Assembly Member Fuller.

9 ASSEMBLY MEMBER FULLER: No.

10 MS. GENERA: Assembly Member Brownley.

11 ASSEMBLY MEMBER BROWNLEY: Aye.

12 MS. GENERA: Assembly Member Torlakson.

13 ASSEMBLY MEMBER TORLAKSON: No.

14 MS. GENERA: Scott Harvey.

15 MR. HARVEY: Aye.

16 MS. GENERA: Kathleen Moore.

17 MS. MOORE: No.

18 MS. GENERA: Tom Sheehy.

19 CHAIRPERSON SHEEHY: I'm going to abstain. That
20 motion doesn't have sufficient support to pass. Is there
21 another motion on the floor.

22 SENATOR WYLAND: I would move Option 1.

23 MS. MOORE: I would second it.

24 CHAIRPERSON SHEEHY: We have a motion and a second
25 to approve Option No. 1. Ms. Genera, could you please call

1 the roll.

2 SENATOR HANCOCK: Excuse me.

3 CHAIRPERSON SHEEHY: I'm sorry.

4 SENATOR HANCOCK: I'd like to make just a brief
5 comment on that.

6 CHAIRPERSON SHEEHY: Absolutely.

7 SENATOR HANCOCK: You know, it's never easy to
8 turn districts down. We done that sometimes on this Board
9 and we've often tried not to.

10 In this case, I want to say that if in the past,
11 other reasonable effort has not meant any reason at all and
12 if we couldn't pass a bond becomes a reason to come in and
13 the fact that there is deferred maintenance is a reason to
14 come in, then we should say in public policy that any
15 district in the state that cannot pass a bond and has
16 deferred maintenance can come and get help from this Board.
17 And if we do that, we are going down a track, as Senator
18 Lowenthal indicated, that is in my view a very unwise use
19 and a real change in the intention of the previous policies
20 of this Board.

21 There is nothing, as Ms. Brownley had pointed out,
22 that precludes them from reprioritizing, going back a third
23 time. There are districts that have gone back a third time
24 to ask their people to support their efforts to support
25 their children and I think that it's not unreasonable to do

1 so in this case. So I will vote no.

2 CHAIRPERSON SHEEHY: Mr. Harvey.

3 MR. HARVEY: As the maker of the original motion,
4 I too am going to vote no on this for the reasons so stated.
5 I would be much more comfortable if this district stepped
6 away and did what has been suggested relative to
7 prioritizing.

8 I think that's the piece we're missing, but I'm
9 voting no on this secondary motion for the reasons stated.

10 CHAIRPERSON SHEEHY: Thank you. Ms. Genera, I'm
11 going to request that you give -- I'm sorry, folks. And I
12 wasn't up all night like you.

13 What was the vote count on the first motion,
14 please?

15 MS. GENERA: Four ayes, four no, one abstain.

16 CHAIRPERSON SHEEHY: Okay. Could you please -- so
17 we have a motion and a second on the floor for Option No. 1.
18 Could you please call the roll.

19 MS. GENERA: Senator Lowenthal.

20 SENATOR LOWENTHAL: No.

21 MS. GENERA: Senator Hancock.

22 SENATOR HANCOCK: No.

23 MS. GENERA: Senator Wyland.

24 SENATOR WYLAND: Aye.

25 MS. GENERA: Assembly Member Fuller.

1 ASSEMBLY MEMBER FULLER: Aye.

2 MS. GENERA: Assembly Member Brownley.

3 ASSEMBLY MEMBER BROWNLEY: No.

4 MS. GENERA: Assembly Member Torlakson.

5 ASSEMBLY MEMBER TORLAKSON: Aye.

6 MS. GENERA: Scott Harvey.

7 MR. HARVEY: No.

8 MS. GENERA: Kathleen Moore.

9 MS. MOORE: Aye.

10 MS. GENERA: Tom Sheehy.

11 CHAIRPERSON SHEEHY: Aye. Okay. That motion
12 fails too. I would like to try one more time. The Chair
13 now will move Option No. 3. Is there a --

14 ASSEMBLY MEMBER BROWNLEY: Why? Because that
15 passed; right?

16 CHAIRPERSON SHEEHY: Did it?

17 MS. GENERA: No.

18 CHAIRPERSON SHEEHY: It had five votes.

19 MS. GENERA: Yeah. Five, four.

20 CHAIRPERSON SHEEHY: If it's okay with the Board,
21 I'd like -- I'm prepared to change my vote and vote for
22 Option No. 3. I don't know if that'll convince anybody
23 else. That would -- that gives us one more vote. Can we
24 try Option 3 one more time?

25 CHAIRPERSON SHEEHY: I'm going to make a motion.

1 MR. HARVEY: I'll second that motion.

2 CHAIRPERSON SHEEHY: Mr. Harvey seconds to adopt
3 Option No. 3. Please call the roll.

4 MS. MOORE: Point in procedure. Didn't we just
5 approve this item?

6 MS. SPEAKER: You actually voted aye on that and
7 that passed. So it was five to four.

8 CHAIRPERSON SHEEHY: No. It takes six votes. It
9 takes six votes.

10 ASSEMBLY MEMBER BROWNLEY: Oh, for the hardship.
11 It's particular to the hardship.

12 SENATOR LOWENTHAL: No.

13 CHAIRPERSON SHEEHY: No. It just takes six votes
14 to pass an action item.

15 MR. COOK: It takes six -- yeah, it takes six
16 votes to move an item on this Board.

17 CHAIRPERSON SHEEHY: Yeah. We're short a member.

18 MS. MOORE: Thank you.

19 ASSEMBLY MEMBER BROWNLEY: But I'm wondering can
20 we -- once a motion has been -- failed can you bring it back
21 again.

22 CHAIRPERSON SHEEHY: Good question.

23 MR. HARVEY: We have no rules or procedures.

24 CHAIRPERSON SHEEHY: You know, Ms. Brownley,
25 that's a really good question and I'll honestly tell you --

1 SENATOR HANCOCK: You can reconsider -- you can
2 always reconsider.

3 CHAIRPERSON SHEEHY: I'll tell you that I'm not
4 sure. What would the proper procedure be then? Would it be
5 to ask for reconsideration --

6 SENATOR LOWENTHAL: Yes.

7 CHAIRPERSON SHEEHY: -- of Option No. 3?

8 SENATOR LOWENTHAL: Yes. Yes.

9 CHAIRPERSON SHEEHY: All right. I will move that
10 we reconsider Option No. 3. Is there a second?

11 SENATOR LOWENTHAL: Second.

12 CHAIRPERSON SHEEHY: This vote is to grant the
13 reconsideration.

14 SENATOR LOWENTHAL: Just on -- just to grant
15 reconsideration.

16 CHAIRPERSON SHEEHY: Please call the roll.

17 SENATOR WYLAND: This is to grant --

18 CHAIRPERSON SHEEHY: This is to grant
19 reconsideration to vote on Option No. 3.

20 SENATOR WYLAND: -- at another meeting.

21 CHAIRPERSON SHEEHY: No. At this meeting. Right
22 now.

23 SENATOR WYLAND: Okay. I'd just like to point out
24 that -- and we'll talk later about the rules -- that
25 reconsideration under the rules would be at -- yeah, at

1 another meeting, but I -- look, we've -- I'm comfortable wit
2 this. We've --

3 CHAIRPERSON SHEEHY: I'm glad you raised that
4 point. One of the suggested rules I had was to adopt
5 Robert's Rules of Procedures and if that's Robert's, then
6 that's what we would do.

7 SENATOR LOWENTHAL: They haven't been adopted.

8 CHAIRPERSON SHEEHY: Yeah. We haven't adopted it.
9 So if it's -- if --

10 SENATOR HANCOCK: And you can reconsider under
11 Robert's at the same meeting.

12 CHAIRPERSON SHEEHY: Okay. I --

13 SENATOR LOWENTHAL: Let's just talk about the
14 rules of one house.

15 CHAIRPERSON SHEEHY: Okay. All right. Please
16 call the roll on the motion to reconsider the vote on
17 Option No. 3.

18 MS. GENERA: Senator Lowenthal.

19 SENATOR LOWENTHAL: Aye.

20 MS. GENERA: Senator Hancock.

21 SENATOR HANCOCK: Aye.

22 MS. GENERA: Senator Wyland.

23 SENATOR WYLAND: No.

24 MS. GENERA: Assembly Member Fuller.

25 ASSEMBLY MEMBER FULLER: No.

1 MS. GENERA: Assembly Member Brownley.

2 ASSEMBLY MEMBER BROWNLEY: Aye.

3 MS. GENERA: Assembly Member Torlakson.

4 ASSEMBLY MEMBER TORLAKSON: No.

5 MS. GENERA: Scott Harvey.

6 MR. HARVEY: Aye.

7 MS. GENERA: Kathleen Moore.

8 MS. MOORE: No.

9 MS. GENERA: Tom Sheehy.

10 CHAIRPERSON SHEEHY: Aye. That didn't pass
11 either, did it? Members, I am -- maybe we -- I guess we
12 have two choices. We can put this item over for future
13 deliberation or if somebody would like to make a new
14 motion -- it doesn't appear that we had enough movement.

15 SENATOR WYLAND: I would make a motion that we put
16 this over and in the interim that we ask the district for
17 specific list of what it is they want to do.

18 ASSEMBLY MEMBER TORLAKSON: Prioritize.

19 SENATOR WYLAND: I would want to even get a plan
20 in mind. I'm very sympathetic and I'm very sympathetic to
21 small districts, but I wouldn't -- football. I would for
22 a -- you know, ceiling's falling down. So the motion would
23 be that they --

24 CHAIRPERSON SHEEHY: All right. To put it over?

25 SENATOR WYLAND: To put it over.

1 CHAIRPERSON SHEEHY: Mr. Harvey, you want to
2 second that?

3 MR. HARVEY: I'll be happy to second that.

4 CHAIRPERSON SHEEHY: Is there any opposition to
5 Mr. Wyland's motion? Seeing none, we're all in favor. That
6 motion carries. This item will be put over for future
7 consideration at another SAB meeting.

8 At this time, ladies and gentlemen, we are going
9 to recess into closed session. We will reconvene in open
10 session in approximately 30 to 40 minutes.

11 (Whereupon at 3:25 p.m., the open meeting was
12 recessed for the closed session and resumed as follows at
13 4:32 p.m.)

14 CHAIRPERSON SHEEHY: The Board met in closed
15 session to discuss matters pertaining litigation consistent
16 with our noticed agenda and also to take personnel actions
17 on item consistent with our agenda.

18 And I would like -- the Board has asked me to
19 announce that we voted unanimously in closed session today
20 to appoint Ms. Lisa Kaplan as the new Assistant Executive
21 Officer. Ms. Kaplan will serve concurrently with
22 Ms. Ronnback through the end of November and then beyond
23 that, we're going to have a going away party for
24 Ms. Ronnback and then Lisa will be on her own.

25 So hopefully the experience that Susan has had the

ATTACHMENT D

REPORT OF THE EXECUTIVE OFFICER
State Allocation Board Meeting, January 27, 2010

SCHOOL DISTRICT DATA

School District: BIGGS UNIFIED County:..... BUTTE
 Application Number: 57/61408-00-000 School Names:..... VARIOUS
 Total District Enrollment: 591 Project Grade Level: K-12
 Financial Hardship:..... YES

PURPOSE OF REPORT

To present the District's request for financial hardship status based upon other evidence of reasonable effort.

DESCRIPTION

This item was presented by staff at the November 4, 2009 State Allocation Board meeting. The Board agreed to bring the item back for further discussion. In response to Board inquiries the District submitted a list of their projects which is detailed in Attachment A.

The District is requesting financial hardship status to allow for an estimated \$299,434 in design grant funding and an estimated \$1,796,884 in full grant funding totaling an estimated \$2,096,318 in financial hardship apportionments for its four modernization projects. The projects are detailed in the table below.

Site	Pupils	Classrooms	Estimated State Apportionment	* Estimated Financial Hardship Apportionment	Estimated Project Cost
Biggs Elementary	225 K-6	9	\$829,897	\$553,265	\$1,383,162
Biggs Junior/Senior High	216 9-12 & 36 Non-Severe	11	\$1,407,472	\$938,315	\$2,345,787
Biggs Middle School	131 7-8 & 19 Non-Severe	6	\$686,625	\$457,750	\$1,144,375
Richvale Elementary	53 K-6	2	\$220,482	\$146,988	\$367,470
Totals:			\$3,144,476	\$2,096,318	\$5,240,794

* The amounts listed in the table include the estimated Design and Construction grants combined together.

This request for financial hardship status is based upon a provision contained in the School Facility Program (SFP) Regulation Section 1859.81(c)(5) which considers "other evidence of reasonable effort as approved by the State Allocation Board" since the District was not able to meet any of the other four reasonable effort criteria.

The District's current outstanding bonded indebtedness is at zero percent rather than the required minimum of 60 percent. The District has a bonding capacity at \$11,342,684 for fiscal year 2007-2008. However, the District has had "negative" certifications with budget shortfalls from the Second Interim Budget Report for fiscal year 2004-05 through fiscal year 2006-07. A "negative" certification indicates the District will not be able to meet its financial obligations for the current fiscal year or subsequent fiscal year. Currently, the District has received "positive" certification since the First Interim Budget Report for fiscal year 2008-09. A "positive" certification indicates the District will meet its financial obligations for the current fiscal year and the two subsequent fiscal years.

(Continued on Page Two)

DESCRIPTION (cont.)

The District has inquired with the Butte County Office of Education (BCOE) on whether they could pursue a Certificate of Participation (COP) as a method to finance the District's portion of the modernization match. Payments would be approximately \$200,000 from the General Fund for 20 years. According to the BCOE letter, dated May 21, 2009, "...The District's fiscal status has recently changed from a "negative" to "positive" status. The District has had to absorb significant revenue reductions this year as a result of the State budget...Based on BCOE's review of the 2008-09 Second Interim Budget and Multi-Year Projection, Biggs Unified cannot make \$200,000 payments from the General Fund. Certificates of Participation are not a viable option as a method of financing for the District's portion of the modernization match."

The District has attempted and failed passage of general obligation bonds on February 5, 2008 (48.85 percent, yes-vote) and recently on November 4, 2008 (45.74 percent, yes-vote).

AUTHORITY

The Education Code Section 17075.35 requires that "...the district has made all reasonable efforts to impose all levels of local debt capacity...".

The SFP Regulation Section 1859.81(c)(1-4) outlines the requirements for a project to receive financial hardship status. This Regulation states that a district must demonstrate reasonable effort to fund its matching share by levying the maximum developer fee justified by law and must meet one of the following criteria: 1) current bonded indebtedness of at least 60 percent of its total bonding capacity, 2) accomplished a successful registered voter bond election for at least the maximum amount allowed under Proposition 39 within the previous two years from the date of request for financial hardship status, 3) it is a County Superintendent of Schools, 4) total bonding capacity at the time of the request for financial hardship status is \$5 million or less, or 5) other evidence of reasonable effort as approved by the SAB.

STAFF COMMENTS

The District does not meet the criteria to qualify for financial hardship status; therefore, the District has requested consideration under the "other evidence of reasonable effort" criteria. In the past, when faced with decisions regarding other evidence of reasonable effort, the SAB has considered the district's level of financial indebtedness and whether the district is in jeopardy of becoming financially insolvent and subject to the requirements of Assembly Bill (AB) 1200, Chapter 1213, Statutes of 1991 (Eastin). All school districts are required to establish a prudent financial reserve for economic uncertainties.

The SFP regulations identify the qualifying criteria for Financial Hardship status. The district meets the qualifying criteria by (1) levying the developer fee justified under law and (2) meeting one of the following:

- The District's current outstanding bonded indebtedness is greater than 60 percent,
- Passed a successful Proposition 39 voter bond election within two years from the date of request for financial hardship status,
- Is a County Superintendent of Schools,
- The District's total bonding capacity at the time of the request for financial hardship status is \$5 million or less,
- Provides other evidence of reasonable effort as approved by the State allocation Board.

(Continued on Page Three)

STAFF COMMENTS (cont.)

The District is requesting that they be considered under other evidence on the basis that (1) the District lacks matching funds; (2) the District has attempted bond elections without success; (3) the District recently changed their fiscal status from a “negative” to “positive” status; and (4) the lack of approval from the County for the District to incur additional debt. Consequently, Staff has determined that the District has \$70,168 available as a contribution in their Capital Facility Funds which can be used toward the District’s projects.

A board member raised a concern that the circumstances faced by the District could apply to dozens if not hundreds of Districts and if this item is approved by the Board it could set a dangerous precedent.

The design grant could be approved and the full grant could be reevaluated once the District is ready to proceed for full construction on the four projects.

The majority of requests for financial hardship status under other evidence have been rejected by the Board. However, there have been a few Districts that were approved for financial hardship status under other evidence. One such district was Monterey Peninsula Unified. The District had to deal with the closure of Fort Ord and the loss of \$10 million annually in Federal Impact Aid, a failed bond measure, the designation as an AB 1200 District, and the inability of the District to attempt another bond measure until the AB 1200 status was removed by the County Office of Education. They were approved under other evidence by the Board at the January 22, 2003 SAB meeting.

Needles Unified was also approved for financial hardship status under other evidence. Needles had a facility hardship on Federal land that needed to be relocated. The new site involved the Colorado River Indian Tribe whom the District had been working with to secure the new site. They presented their case based on the fact that they had a qualified status for their first interim report for fiscal year 2004/2005 and lack of approval from their the County for the District to incur additional debt. In considering this item at the October 26, 2005 SAB meeting, the Board approved the District’s request for financial hardship on the design phase only. The Board stipulated that the District must attempt to pass a local bond measure, which included this project, before the District would be permitted to request financial hardship for the construction funding phase.

OPTIONS

Option 1 – Deny the District’s appeal.

Pros:

- The SFP regulations state that all reasonable effort must be met in order to qualify for financial hardship status. The District has not met this effort and has not warranted approving their financial hardship request.

Cons:

- Per the Butte County Office of Education the District’s General Fund could not handle additional debt at this time leaving the District with no means to obtain their matching share for their SFP projects.

(Continued on Page Four)

OPTIONS (cont.)

Option 2 – Approve the District’s financial hardship request for the design phase only. Require the District to seek other funding sources for their share of the construction grants prior to applying for financial hardship status.

Pros:

- This would allow the District to have financial hardship status for the design phase of their four modernization projects at an estimated financial hardship apportionment of \$299,434.

Cons:

- The District would have to qualify for the construction phase of their projects and may not have their matching share of their SFP projects.
- Approving financial hardship status for a District that may have not shown reasonable effort as required by the regulations.

Option 3 – Approve the District’s request for financial hardship status for the design grant apportionment and the full grant apportionment.

Pros:

- This would allow the District to have financial hardship status for the design phase of their four modernization projects at an estimated financial hardship apportionment of \$299,434 and an estimated \$1,796,884 for the full financial hardship grant apportionment. This would result in a combined estimated total of \$2,096,318.

Cons:

- Approving financial hardship status for a District that may have not shown reasonable effort as required by the regulations.

RECOMMENDATION

1. Approve Option 1.
2. If the Board approves either Option 2 or 3, require the \$70,168 available in the Capital Facility Funds be used toward the contribution to the District’s grant apportionments.

BOARD ACTION

In considering this Item, the State Allocation Board approved staff’s Option 2, which would approve the District’s financial hardship request for the design phase only, and require the District to seek other funding sources for their share of the construction grants prior to applying for financial hardship status.

ATTACHMENT A

Biggs Unified School District Project List for Financial Hardship Funding

Biggs Elementary/Middle School (Constructed in 1950)

Biggs High School (Constructed in 1963)

Richvale Elementary School (Constructed in 1965)

Community Day Schools 5-8 and 9-12 (Constructed in 1950)

- Replace leaking or deteriorating roofs
- Install new fire alarm system to meet current codes
- Modernize heating and ventilation systems
- Modernize restrooms to become ADA compliant
Includes: new ceramic tile on floors and walls, new fixtures, new toilet partitions, new lighting, and plumbing modifications to meet current codes
- Modernize classroom technology
- Modernize classrooms & ancillary facilities
Includes: new casework, wall coverings, floor coverings, marker boards, windows, ceiling tiles, doors, hardware and electrical
- Modernize facility access to meet current ADA codes for students and teachers with disabilities
- Remove hazardous materials
- Replace 20-year-old portable classrooms
- Modernize phone and communication systems

1
2
3
4
5
6
7
8
9
10
11
12
13
14
15
16
17
18
19
20
21
22
23
24
25

CALIFORNIA STATE ALLOCATION BOARD
PUBLIC MEETING

STATE CAPITOL, ROOM 447
SACRAMENTO, CALIFORNIA 95814

DATE: WEDNESDAY, JANUARY 27, 2010
TIME: 4:16 P.M.

Reported By: Mary Clark Transcribing
4919 H Parkway
Sacramento, CA 95823-3413
(916) 428-6439
marycclark13@comcast.net

1
2
3
4
5
6
7
8
9
10
11
12
13
14
15
16
17
18
19
20
21
22
23
24
25

APPEARANCES

MEMBERS OF THE BOARD PRESENT:

CYNTHIA BRYANT, Chief Deputy Director, Policy, designated representative for Ana Matosantos, Director, Department of Finance

SCOTT HARVEY, Chief Deputy Director, Department of General Services, designated representative for Will Bush, Director, Department of General Services.

KATHLEEN MOORE, Director, School Facilities Planning Division, California Department of Education, designated representative for Jack O'Connell, Superintendent of Public Instruction.

SENATOR ALAN LOWENTHAL

SENATOR LONI HANCOCK

SENATOR BOB HUFF

ASSEMBLY MEMBER JEAN FULLER

ASSEMBLY MEMBER JULIA BROWNLEY

ASSEMBLY MEMBER JOAN BUCHANAN

REPRESENTATIVES OF THE STATE ALLOCATION BOARD PRESENT:

ROB COOK, Chief Executive Officer

LISA SILVERMAN, Deputy Executive Officer

LISA KAPLAN, Assistant Executive Officer

REPRESENTATIVE OF THE DEPARTMENT OF GENERAL SERVICES,
OFFICE OF LEGAL SERVICES PRESENT:

TERESA BORON-IRWIN, Staff Counsel

1 By tabling or postponing, are we doing anything to
2 not recognize what could be an adjustment for them and
3 should we do something about a 6 percent adjustment on them
4 to make them whole to what others had received earlier when
5 they were inadvertently left out?

6 MR. COOK: We can -- if this Board wants to keep
7 this question open, any apportionments we make which we
8 would be making some next month could be held open, would be
9 held not full and final until the question is resolved which
10 means that those -- the population that you described could
11 be held harmless in that.

12 MR. HARVEY: That's -- thank you very much.

13 CHAIRPERSON BRYANT: Okay. So moving onto Item 17
14 **[Biggs Unified]**. And who's presenting on this, Rob?

15 MR. COOK: Jason Hernandez will be presenting this
16 item.

17 CHAIRPERSON BRYANT: Jason.

18 MR. HERNANDEZ: Okay. Well, good evening. Again
19 my name is Jason Hernandez and I'm the Audit Supervisor for
20 the financial hardship team for the Office of Public School
21 Construction.

22 This item was brought back from the November SAB
23 meeting, if you remember, and my program, the financial
24 hardship program, is the one program that a district can
25 potentially get up to a hundred percent state funding

1 instead of the standard 50-50 for new construction or the
2 60-40 for modernization.

3 The basic premise of the hardship program is that
4 you first have to meet what some of us call the light
5 switch. You have to meet the qualifying criteria for
6 hardship and there's four basic criteria. Is it a small
7 school district with a total bonding capacity of less
8 \$5 million. Is it a district that's bonded to at least
9 60 percent of their total bonding capacity. Have they
10 passed a Prop. 39 bond for the maximum amount within the
11 last two years from the date they filed for financial
12 hardship, or if you're a County Office of Education, you
13 meet that light switch or that qualifying criteria
14 automatically.

15 If you don't meet one of those four qualifying
16 criteria, you do have the option to present under other
17 evidence to the Board and that's what the Biggs items here
18 before you today is.

19 Just a quick recap also, we went over the
20 qualifying criteria. The amount of the request that we are
21 considering for the Biggs, it's a total estimated state
22 apportionment of approximately 3.1 million, an estimated
23 financial hardship apportionment of 2.096 million, leaving a
24 total estimated project cost of approximately 5.2 million.

25 Some of the special circumstances for Biggs that

1 they reported to us, one being that back in 2008, '09 under
2 their first interim report, they had a negative report from
3 their County Office of Education under AB1200. One thing to
4 also consider too is that by their third interim report,
5 they had moved from a negative through cuts and other things
6 that I'm sure the district could explain better than I could
7 to a positive.

8 But as part of that, the COE said in a letter to
9 OPSC as part of the package they submitted that even though
10 they did make it to a positive determination for the third
11 interim report, the district could not handle any additional
12 debt such as COP.

13 And also the district had attempted two general
14 obligation bonds I believe in -- through 2008 and both those
15 measures had not passed. I think they both narrowly failed
16 in the area.

17 So that was the basic premise of the request. One
18 of the things the Board had asked the district last time was
19 to come back with a list of projects. You can see the list
20 of projects that the district submitted on stamped page 313
21 and that basically almost pretty much mirrors the projects
22 that I had listed on the first page on 309, but it goes into
23 a little more detail as far as what those projects
24 encompass.

25 I know one of the -- an item that was brought up

1 by one of the Board members, an area of concern so to speak
2 was that if this item was approved under the criteria that
3 the district had not -- would not have made a reasonable
4 effort which is one of the basic premises of a financial
5 hardship program. You're making a reasonable effort to fund
6 your projects.

7 This potentially opened up the door or set
8 precedent for other districts to come in under the same
9 criteria but not actually qualifying for hardship and
10 potentially set a precedent and have a liability for the
11 district.

12 That is basically the real quick recap in a
13 nutshell and I can answer any additional questions that the
14 Board may have, and obviously then I'm sure the district as
15 well would like to come up and further present their case.

16 CHAIRPERSON BRYANT: Is there anyone here from the
17 district?

18 MR. CORNELIUS: Hi, I'm Bill Cornelius,
19 Superintendent of Biggs Unified School District. Per your
20 request, I provided a list of district modernization needs
21 and I'd like to reiterate that we have been working very
22 closely with OPSC since 2006 to pursue approval of financial
23 hardship status based on other reasonable effort and have
24 done everything suggested by the OPSC, including two bond
25 elections.

1 The district has made all reasonable efforts to
2 impose all levels of local debt capacity and developments
3 through levying the maximum developer fee justified under
4 law and its attempt to pass two bonds.

5 Based on this information, we'd like to request
6 approval of Option 2. Thank you.

7 CHAIRPERSON BRYANT: Is there any questions,
8 comments from the Board? Senator Hancock.

9 SENATOR HANCOCK: Thank you. I am going to simply
10 make a motion that we approve the staff recommendation. We
11 talked about this hard time. If you can qualify for
12 hardship because you didn't pass a bond, why would any
13 community pass a bond.

14 CHAIRPERSON BRYANT: Is there a second?

15 ASSEMBLY MEMBER BROWNLEY: I'll second.

16 CHAIRPERSON BRYANT: Call the roll.

17 ASSEMBLY MEMBER FULLER: I'd like discussion
18 before we vote.

19 CHAIRPERSON BRYANT: Oh, okay. I'm sorry.

20 ASSEMBLY MEMBER FULLER: Okay. Before we get to
21 much further, I agree that this community needs to pass a
22 bond. There's no doubt about it. I agree with that.
23 However, what I disagree with is that when I look at this
24 list, replace leaking, deteriorating roofs, install fire
25 alarm to meet current codes, modernize heating and

1 ventilation systems, bathrooms ADA compliant, and then we go
2 down here to remove hazardous materials, replace 20-year-old
3 portable classrooms, modernize phones, and when you look at
4 the schools, you will see that the schools are one built in
5 1950. I believe that means they are approximately 60 years
6 old because I was born in 1950 and I feel a need of some
7 rehab myself and so I think that while this district does
8 need to pass a bond, number two gives them the flexibility
9 because look how small they are. When you're a school that
10 size, you don't have any other money you can pull. How are
11 they going to fix their leaking roofs.

12 I don't think anybody in here wants a school to
13 have leaky roofs, un-ADA compliant bathrooms which they will
14 be sued for by the first severely handicapped student that
15 they get, and we will all be paying for that, et cetera.

16 By doing Option 2, that gives them the chance to
17 go out and pass the bond and say to their people, look, you
18 guys, we're not going to get anything at all, but we're
19 going to get this hardship money if you pass it and maybe
20 get them over the hump.

21 Otherwise, we have kids going to a very unsafe
22 school situation.

23 Now, you should have passed a bond, but your
24 people didn't do it. I understand that. If we say no, then
25 there's approximately \$70,000 that's been identified and

1 supposed to fix all those things. I don't know what the
2 hazardous material is, but that alone is probably more than
3 \$70,000 according to the other statistics.

4 So I don't know when you can go. I don't know
5 what you can do. I don't know how we can fix it.

6 So by 2, we invest a little bit of money in them
7 and give them a chance, but at the end of the day, they lose
8 if they don't pass the bond. So I will not be voting yes on
9 this motion, but I agree with part of its intention.

10 CHAIRPERSON BRYANT: Senator Hancock, anything?

11 SENATOR HANCOCK: No.

12 CHAIRPERSON BRYANT: All right.

13 MS. MOORE: Is that a substitute in that motion?

14 ASSEMBLY MEMBER FULLER: Yes. Thank you.

15 MS. MOORE: Is it accepted?

16 SENATOR LOWENTHAL: What is the substitute to
17 do -- Option No. 2?

18 SENATOR HANCOCK: No. I never substitute --

19 CHAIRPERSON BRYANT: Is there a second for the
20 substitute motion? Does it have to be accepted by the
21 original motioner?

22 SENATOR HANCOCK: Yeah. I don't accept it as a
23 substitute motion.

24 SENATOR HUFF: No. I'll second the motion and the
25 substitute motion, it gets acted on separately and then it

1 goes back to the primary motion if it fails.

2 MS. MOORE: So which motion are we on?

3 CHAIRPERSON BRYANT: We're on the substitute
4 motion.

5 SENATOR LOWENTHAL: We're on Option No. 2.

6 ASSEMBLY MEMBER FULLER: Doesn't she get to go
7 first?

8 SENATOR LOWENTHAL: No. No. No. And then if it
9 doesn't pass, we go back to the original motion.

10 CHAIRPERSON BRYANT: Yes. Go ahead and call the
11 roll.

12 MS. GENERA: Senator Lowenthal.

13 SENATOR LOWENTHAL: This is on the substitute
14 motion?

15 MS. GENERA: Yeah. Option 2.

16 SENATOR LOWENTHAL: No.

17 MS. GENERA: Senator Hancock?

18 SENATOR HANCOCK: No.

19 MS. GENERA: Senator Huff.

20 SENATOR HUFF: Aye.

21 MS. GENERA: Assembly Member Fuller.

22 ASSEMBLY MEMBER FULLER: Aye.

23 MS. GENERA: Assembly Member Brownley.

24 ASSEMBLY MEMBER BROWNLEY: No.

25 MS. GENERA: Assembly Member Buchanan.

1 ASSEMBLY MEMBER BUCHANAN: Aye.

2 MS. GENERA: Kathleen Moore.

3 MS. MOORE: Aye.

4 MS. GENERA: Cynthia Bryant.

5 CHAIRPERSON BRYANT: Aye.

6 MS. GENERA: No. It fails.

7 CHAIRPERSON BRYANT: It fails. Okay. Back to the

8 original motion.

9 SENATOR LOWENTHAL: It did not pass?

10 SENATOR HUFF: No. It failed.

11 MS. KAPLAN: It was a 5-3 vote. It needs six.

12 CHAIRPERSON BRYANT: Go ahead.

13 MS. GENERA: Senator Lowenthal.

14 SENATOR LOWENTHAL: This is the original motion

15 which is Option No. 1? Aye.

16 MS. GENERA: Senator Hancock.

17 SENATOR HANCOCK: Aye.

18 MS. GENERA: Senator Huff.

19 SENATOR HUFF: No.

20 MS. GENERA: Assembly Member Fuller.

21 ASSEMBLY MEMBER FULLER: No.

22 MS. GENERA: Assembly Member Brownley.

23 ASSEMBLY MEMBER BROWNLEY: Aye.

24 MS. GENERA: Assembly Member Buchanan.

25 ASSEMBLY MEMBER BUCHANAN: No.

1 MS. GENERA: Kathleen Moore.

2 MS. MOORE: No.

3 MS. GENERA: Cynthia Bryant.

4 CHAIRPERSON BRYANT: No.

5 MS. KAPLAN: Is Mr. Harvey coming back?

6 MS. OROPEZA: Yes. He's on the phone.

7 CHAIRPERSON BRYANT: Okay. Let's -- now I don't
8 know which item we're leaving open. I guess we're --

9 ASSEMBLY MEMBER BROWNLEY: Well, we should have
10 not -- if we're -- we should have waited on the substitute
11 motion for Mr. Harvey's vote; right -- or no?

12 ASSEMBLY MEMBER FULLER: Can we leave them both
13 open till he comes back or on call or something?

14 ASSEMBLY MEMBER BROWNLEY: He's going to call it
15 one way or the other I guess.

16 CHAIRPERSON BRYANT: Okay. We're leaving -- I
17 think we're leaving the substitute motion open. Although I
18 guess I said motion failed. I'm sorry. My Robert's Rules
19 of Order are sort of fuzzy here.

20 MS. KAPLAN: You can redo a third motion.

21 SENATOR LOWENTHAL: You would have to do a third
22 motion.

23 CHAIRPERSON BRYANT: We can have Mr. Harvey make
24 the motion when he comes back.

25 SENATOR HANCOCK: If he wishes to.

ATTACHMENT E

District's Seeking Financial Hardship Status – Other Evidence

District	District FH Request	Unique Situation	SAB Meeting Date	Board Action
Monterey Peninsula	New construction project – full construction funding	<ul style="list-style-type: none"> • Closure of Fort Ord • Loss of \$10 million in annual federal aid 	January 23, 2003	Approved
Mariposa County Unified	Three modernization projects – full construction funding	<ul style="list-style-type: none"> • No bonded Indebtedness • Never attempted prop. 39 bond 	February 26, 2003	FH Status not approved
Galt Joint Union High	Two new construction projects – full construction funding	<ul style="list-style-type: none"> • Three Failed bond measures • Levying max. developer fees • In danger of becoming AB 1200¹ district 	August 25, 2004	Approved
Needles Unified	New construction project – full construction funding	Facility Hardship project, school needed to be relocated because of hazardous transportation route to site and remote location.	October 26, 2005	<ul style="list-style-type: none"> • Approved Design grant only • Board directed District to pass local bond before seeking FH for construction phase
Acton-Aqua Dulce Unified	New construction project – full construction funding	<ul style="list-style-type: none"> • Previously under State receivership • Gym was non-Field Act compliant & shut down by DSA • No cafeteria 	October 26, 2005	<ul style="list-style-type: none"> • Board seeking further information • Item was scheduled again for 3/22/06 SAB meeting • District withdrew appeal with understanding that they needed to first seek a local bond measure
Needles Unified	New construction project & two modernization projects – full construction funding	Facility Hardship project, entire school was relocated because of hazardous transportation route to site and remote location	January 27, 2007	<ul style="list-style-type: none"> • Approved new construction Parker Dam project only • Modernization projects not approved
Biggs Unified	New construction project – full construction funding	<ul style="list-style-type: none"> • Lacked matching funds to move forward • Instability of District's fiscal situation 	January 27, 2010	<ul style="list-style-type: none"> • Approved for Design grant only • Board directed District to seek local funding sources prior to requesting FH for construction phase
Aromas- San Juan Unified	Facility Hardship project-Design Funding with Advance Funding for Evaluation and RA	Facility Hardship project involves buildings defined as "Most Vulnerable Category 2 Building	March 28, 2012	<ul style="list-style-type: none"> • Board took no action • FH status not approved
Sierra Plumas Joint Unified	Facility Hardship project- full construction funding	<ul style="list-style-type: none"> • Unable to pass a bond due to county demographics and history • Requesting funding for health and safety related rehabilitation work 	March 20, 2013	FH status not approved

ATTACHMENT E
 District's Seeking Financial Hardship Status – Other Evidence

Mountain Valley Unified	Two facility Hardship projects- full construction funding	Facility Hardship project, portions of a remotely located school were closed for mold mitigation.	August 23, 2017	<ul style="list-style-type: none"> • FH status approved • Approved for immediate Apportionment
Central Unified Elementary	One modernization project – full construction funding	<ul style="list-style-type: none"> • Unable to pass a bond due to county demographics • State funding leveraged Federal Office of Economic Adjustment project funding 	December 11, 2018	<ul style="list-style-type: none"> • FH status approved • Approved for immediate apportionment

¹AB 1200 District – Law passed in 1991 that defined fiscal accountability for school districts and county offices of education to prevent bankruptcy. Districts are required to submit interim reports of their financial health to their County offices.

ATTACHMENT F1

SAB Meeting: June 26, 2019

Modernization - Adjusted Grant Approval

SCHOOL DISTRICT DATA

Application No: 57/61408-00-001	County: Butte	
School District: Biggs Unified	School Name: Biggs Elementary	

PROJECT DATA

Type of Project: Elementary School	Application Filing Basis: Site Specific	
Pupils Assigned Under 50 Yrs:	Pupils Assigned Over 50 Yrs:	
K-6: 270	K-6: 43	
7-8:	7-8:	
9-12:	9-12:	
Non-Severe: 36	Non-Severe: 6	
Severe: 2	Severe: 0	
Financial Hardship Requested: Yes	Recommended Acres: 8.3	
Alternative Education School: No	Existing Acres: 5.7	

ADJUSTED GRANT DATA

Modernization Grant - Under 50 Yrs	\$ 1,639,992.00
Modernization Grant - Over 50 Yrs	359,948.00
Project Assistance	3,978.00
Fire Detection Alarm	59,769.00
Accessibility/Fire Code Req.	<u>59,998.00</u>
Total State Share (60%)	2,123,685.00
District Share (40%)	<u>1,415,790.00</u>
Total Project Cost	\$ <u>3,539,475.00</u>

PROJECT FINANCING

State Share	
This Project	\$ 2,123,685.00
District Share	
Cash Contribution	365,631.00
Financial Hardship	<u>1,050,159.00</u>
Total Project Cost	\$ <u>3,539,475.00</u>

HISTORY OF PROJECT COST AND APPORTIONMENT
--

	Fund Code	Proposition	Previously Authorized	Authorized This Action	Unfunded Approval This Action
State Share					
Modernization Design Grant	119-617	1A	\$ 117,113.00		
Modernization/Additional Grant	951-570	51		\$ 2,006,572.00	\$ 2,006,572.00
District Share					
Cash Contribution				365,631.00	
Financial Hardship	119-617	1A	78,075.00		
Financial Hardship	951-570	51		<u>972,084.00</u>	<u>972,084.00</u>
Total			\$ <u>195,188.00</u>	\$ <u>3,344,287.00</u>	\$ <u>2,978,656.00</u>

Funding Sources: Proposition 1A Bonds/1998-Nov.; Proposition 51 Bonds/2016-Nov.

Pursuant to the Board's action on March 11, 2009, this application has been approved and placed on the Unfunded List. This approval does not constitute a guarantee or commitment of future State funding.

The District shall ensure that it is in compliance with all applicable laws, regulations and certifications it made on the program forms.

The District qualifies for financial hardship pursuant to SFP Regulation Section 1859.81(c)(5). The District has demonstrated it is financially unable to provide all or a part of the matching funds and is levying the developer fees or equal alternative revenue source justified by law. The District qualifies for financial hardship using "other evidence of reasonable effort as approved by the SAB" on June 26, 2019.

Based on the Board's action on June 5, 2017, this project is subject to the Grant Agreement submittal pursuant to School Facility Program Regulation Section 1859.90.4.

Pursuant to Education Code Section 17072.25, valid Division of the State Architect approval must be obtained for the project prior to receiving and Apportionment. Otherwise, the project will receive an occurrence for non-participation pursuant to School Facility Program Regulation Section 1859.90.3.

Pursuant to Education Code Section 17070.50, valid California Department of Education approvals must be obtained for the project prior to receiving and Apportionment. Otherwise, the project will receive an occurrence for non-participation pursuant to School Facility Program Regulation Section 1859.90.3.

ATTACHMENT F3

SAB Meeting: June 26, 2019

Modernization - Adjusted Grant Approval

SCHOOL DISTRICT DATA

Application No: 57/61408-00-003	County: Butte
School District: Biggs Unified	School Name: Biggs Middle

PROJECT DATA

Type of Project:	Middle School	Application Filing Basis:	Site Specific
Pupils Assigned Under 50 Yrs:			
K-6:			
7-8:	131		
9-12:			
Non-Severe:	19		
Severe:			
Financial Hardship Requested:	Yes	Recommended Acres:	4.4
Alternative Education School:	No	Existing Acres:	13

ADJUSTED GRANT DATA

Modernization Grant - Under 50 Yrs	\$ 831,629.00
Project Assistance	3,978.00
Fire Detection Alarm	25,063.00
Small Size Project	33,265.00
Accessibility/Fire Code Req.	24,949.00
Total State Share (60%)	918,884.00
District Share (40%)	612,589.00
Total Project Cost	\$ 1,531,473.00

PROJECT FINANCING

State Share	
This Project	\$ 918,884.00
District Share	
Cash Contribution	
Financial Hardship	612,589.00
Total Project Cost	\$ 1,531,473.00

HISTORY OF PROJECT COST AND APPORTIONMENT
--

	Fund Code	Proposition		Previously Authorized	Authorized This Action	Unfunded Approval This Action
State Share						
Modernization Design Grant	119-617	1A	\$	\$93,214.00		
Modernization/Additional Grant	951-570	51			\$ 825,670.00	\$ 825,670.00
District Share						
Cash Contribution						
Financial Hardship	119-617	1A		62,142.00		
Financial Hardship	951-570	51			550,447.00	550,447.00
Total			\$	155,356.00	\$ 1,376,117.00	\$ 1,376,117.00

Funding Sources: Proposition 1A Bonds/1998-Nov.; Proposition 51 Bonds/2016-Nov.

Pursuant to the Board's action on March 11, 2009, this application has been approved and placed on the Unfunded List. This approval does not constitute a guarantee or commitment of future State funding.

The District shall ensure that it is in compliance with all applicable laws, regulations and certifications it made on the program forms.

The District qualifies for financial hardship pursuant to SFP Regulation Section 1859.81(c)(5). The District has demonstrated it is financially unable to provide all or a part of the matching funds and is levying the developer fees or equal alternative revenue source justified by law. The District qualifies for financial hardship using "other evidence of reasonable effort as approved by the SAB" on June 26, 2019.

Based on the Board's action on June 5, 2017, this project is subject to the Grant Agreement submittal pursuant to School Facility Program Regulation Section 1859.90.4.

Pursuant to Education Code Section 17072.25, valid Division of the State Architect approval must be obtained for the project prior to receiving and Apportionment. Otherwise, the project will receive an occurrence for non-participation pursuant to School Facility Program Regulation Section 1859.90.3.

Pursuant to Education Code Section 17070.50, valid California Department of Education approvals must be obtained for the project prior to receiving and Apportionment. Otherwise, the project will receive an occurrence for non-participation pursuant to School Facility Program Regulation Section 1859.90.3.

ATTACHMENT F4

SAB Meeting: June 26, 2019

Modernization - Adjusted Grant Approval

SCHOOL DISTRICT DATA

Application No: 57/61408-00-004	County: Butte
School District: Biggs Unified	School Name: Richvale Elementary

PROJECT DATA

Type of Project: Elementary School	Application Filing Basis: Site Specific
Pupils Assigned Under 50 Yrs:	Pupils Assigned Over 50 Yrs:
K-6: 23	K-6: 30
7-8:	7-8:
9-12:	9-12:
Non-Severe:	Non-Severe:
Severe:	Severe:
Financial Hardship Requested: Yes	Recommended Acres: 3.4
Alternative Education School: No	Existing Acres: 3.1

ADJUSTED GRANT DATA

Modernization Grant - Under 50 Yrs	\$ 106,812.00
Modernization Grant - Over 50 Yrs	193,560.00
Project Assistance	3,978.00
Fire Detection Alarm	8,003.00
Small Size Project	36,045.00
Accessibility/Fire Code Req.	9,011.00
Total State Share (60%)	<u>357,409.00</u>
District Share (40%)	<u>238,273.00</u>
Total Project Cost	<u>\$ 595,682.00</u>

PROJECT FINANCING

State Share	
This Project	\$ 357,409.00
District Share	
Cash Contribution	
Financial Hardship	238,273.00
Total Project Cost	<u>\$ 595,682.00</u>

HISTORY OF PROJECT COST AND APPORTIONMENT
--

	Fund Code	Proposition	Previously Authorized	Authorized This Action	Unfunded Approval This Action
State Share					
Modernization Design Grant	119-617	1A	\$ 27,587.00		
Modernization/Additional Grant	951-570	51		\$ 329,822.00	\$ 329,822.00
District Share					
Cash Contribution					
Financial Hardship	119-617	1A	18,391.00		
Financial Hardship	951-570	51		219,882.00	219,882.00
Total			<u>\$ 45,978.00</u>	<u>\$ 549,704.00</u>	<u>\$ 549,704.00</u>

Funding Sources: Proposition 1A Bonds/1998-Nov.; Proposition 51 Bonds/2016-Nov.

Pursuant to the Board's action on March 11, 2009, this application has been approved and placed on the Unfunded List. This approval does not constitute a guarantee or commitment of future State funding.

The District shall ensure that it is in compliance with all applicable laws, regulations and certifications it made on the program forms.

The District qualifies for financial hardship pursuant to SFP Regulation Section 1859.81(c)(5). The District has demonstrated it is financially unable to provide all or a part of the matching funds and is levying the developer fees or equal alternative revenue source justified by law. The District qualifies for financial hardship using "other evidence of reasonable effort as approved by the SAB" on June 26, 2019.

Based on the Board's action on June 5, 2017, this project is subject to the Grant Agreement submittal pursuant to School Facility Program Regulation Section 1859.90.4.

Pursuant to Education Code Section 17072.25, valid Division of the State Architect approval must be obtained for the project prior to receiving and Apportionment. Otherwise, the project will receive an occurrence for non-participation pursuant to School Facility Program Regulation Section 1859.90.3.

Pursuant to Education Code Section 17070.50, valid California Department of Education approvals must be obtained for the project prior to receiving and Apportionment. Otherwise, the project will receive an occurrence for non-participation pursuant to School Facility Program Regulation Section 1859.90.3.

ATTACHMENT G1

SAB Meeting: June 26, 2019

Modernization - Adjusted Grant Approval

SCHOOL DISTRICT DATA

Application No: 57/61408-00-001	County: Butte
School District: Biggs Unified	School Name: Biggs Elementary

PROJECT DATA

Type of Project: Elementary School	Application Filing Basis: Site Specific
Pupils Assigned Under 50 Yrs:	Pupils Assigned Over 50 Yrs:
K-6: 270	K-6: 43
7-8:	7-8:
9-12:	9-12:
Non-Severe: 36	Non-Severe: 6
Severe: 2	Severe: 0
Financial Hardship Requested: Yes	Recommended Acres: 8.3
Alternative Education School: No	Existing Acres: 5.7

ADJUSTED GRANT DATA

Modernization Grant - Under 50 Yrs	\$ 1,639,992.00
Modernization Grant - Over 50 Yrs	359,948.00
Project Assistance	3,978.00
Fire Detection Alarm	59,769.00
Accessibility/Fire Code Req.	<u>59,998.00</u>
Total State Share (60%)	2,123,685.00
District Share (40%)	<u>1,415,790.00</u>
Total Project Cost	\$ <u>3,539,475.00</u>

PROJECT FINANCING

State Share	
This Project	\$ 2,123,685.00
District Share	
Cash Contribution	1,337,715.00
Financial Hardship	<u>78,075.00</u>
Total Project Cost	\$ <u>3,539,475.00</u>

HISTORY OF PROJECT COST AND APPORTIONMENT

	Fund Code	Proposition	Previously Authorized	Authorized This Action	Unfunded Approval This Action
State Share					
Modernization Design Grant	119-617	1A	\$ 117,113.00		
Modernization/Additional Grant	951-570	51		\$ 2,006,572.00	\$ 2,006,572.00
District Share					
Cash Contribution				1,337,715.00	
Financial Hardship	119-617	1A	<u>78,075.00</u>		
Total			\$ <u>195,188.00</u>	\$ <u>3,344,287.00</u>	\$ <u>2,006,572.00</u>

Funding Sources: Proposition 1A Bonds/1998-Nov.; Proposition 51 Bonds/2016-Nov.

Pursuant to the Board's action on March 11, 2009, this application has been approved and placed on the Unfunded List. This approval does not constitute a guarantee or commitment of future State funding.

The District shall ensure that it is in compliance with all applicable laws, regulations and certifications it made on the program forms.

Financial Hardship - This project had a previous design apportionment. However, the District has sufficient funds to cover its share of the adjusted grant approvals for its projects requesting financial hardship.

Based on the Board's action on June 5, 2017, this project is subject to the Grant Agreement submittal pursuant to School Facility Program Regulation Section 1859.90.4.

Pursuant to Education Code Section 17072.25, valid Division of the State Architect approval must be obtained for the project prior to receiving and Apportionment. Otherwise, the project will receive an occurrence for non-participation pursuant to School Facility Program Regulation Section 1859.90.3.

Pursuant to Education Code Section 17070.50, valid California Department of Education approvals must be obtained for the project prior to receiving and Apportionment. Otherwise, the project will receive an occurrence for non-participation pursuant to School Facility Program Regulation Section 1859.90.3.

ATTACHMENT G2

SAB Meeting: June 26, 2019

Modernization - Adjusted Grant Approval

SCHOOL DISTRICT DATA

Application No: 57/61408-00-002	County: Butte
School District: Biggs Unified	School Name: Biggs Junior/Senior High

PROJECT DATA

Type of Project: High School	Application Filing Basis: Site Specific
Pupils Assigned Under 50 Yrs:	
K-6:	
7-8:	
9-12: 246	
Non-Severe: 40	
Severe: 2	
Financial Hardship Requested: Yes	Recommended Acres: 21.7
Alternative Education School: No	Existing Acres: 35

ADJUSTED GRANT DATA

Modernization Grant - Under 50 Yrs	\$ 2,007,750.00
Project Assistance	3,978.00
Fire Detection Alarm	49,096.00
Accessibility/Fire Code Req.	60,233.00
Total State Share (60%)	2,121,057.00
District Share (40%)	1,414,038.00
Total Project Cost	\$ 3,535,095.00

PROJECT FINANCING

State Share	
This Project	\$ 2,121,057.00
District Share	
Cash Contribution	1,351,603.00
Financial Hardship	62,435.00
Total Project Cost	\$ 3,535,095.00

HISTORY OF PROJECT COST AND APPORTIONMENT

	Fund Code	Proposition	Previously Authorized	Authorized This Action	Unfunded Approval This Action
State Share					
Modernization Design Grant	119-617	1A	\$ 198,904.00		
Modernization/Additional Grant	951-570	51		\$ 1,922,153.00	\$ 1,922,153.00
District Share					
Cash Contribution			70,168.00	1,281,435.00	
Financial Hardship	119-617	1A	62,435.00		
Total			\$ 331,507.00	\$ 3,203,588.00	\$ 1,922,153.00

Funding Sources: Proposition 1A Bonds/1998-Nov.; Proposition 51 Bonds/2016-Nov.

Pursuant to the Board's action on March 11, 2009, this application has been approved and placed on the Unfunded List. This approval does not constitute a guarantee or commitment of future State funding.

The District shall ensure that it is in compliance with all applicable laws, regulations and certifications it made on the program forms.

Financial Hardship - This project had a previous design apportionment. However, the District has sufficient funds to cover its share of the adjusted grant approvals for its projects requesting financial hardship.

Based on the Board's action on June 5, 2017, this project is subject to the Grant Agreement submittal pursuant to School Facility Program Regulation Section 1859.90.4.

Pursuant to Education Code Section 17072.25, valid Division of the State Architect approval must be obtained for the project prior to receiving and Apportionment. Otherwise, the project will receive an occurrence for non-participation pursuant to School Facility Program Regulation Section 1859.90.3.

Pursuant to Education Code Section 17070.50, valid California Department of Education approvals must be obtained for the project prior to receiving and Apportionment. Otherwise, the project will receive an occurrence for non-participation pursuant to School Facility Program Regulation Section 1859.90.3.

ATTACHMENT G3

SAB Meeting: June 26, 2019

Modernization - Adjusted Grant Approval

SCHOOL DISTRICT DATA

Application No: 57/61408-00-003	County: Butte
School District: Biggs Unified	School Name: Biggs Middle

PROJECT DATA

Type of Project: Middle School	Application Filing Basis: Site Specific
Pupils Assigned Under 50 Yrs:	
K-6:	
7-8: 131	
9-12:	
Non-Severe: 19	
Severe:	
Financial Hardship Requested: Yes	Recommended Acres: 4.4
Alternative Education School: No	Existing Acres: 13

ADJUSTED GRANT DATA

Modernization Grant - Under 50 Yrs	\$ 831,629.00
Project Assistance	3,978.00
Fire Detection Alarm	25,063.00
Small Size Project	33,265.00
Accessibility/Fire Code Req.	<u>24,949.00</u>
Total State Share (60%)	918,884.00
District Share (40%)	<u>612,589.00</u>
Total Project Cost	\$ <u>1,531,473.00</u>

PROJECT FINANCING

State Share	
This Project	\$ 918,884.00
District Share	
Cash Contribution	550,447.00
Financial Hardship	<u>62,142.00</u>
Total Project Cost	\$ <u>1,531,473.00</u>

HISTORY OF PROJECT COST AND APPORTIONMENT

	Fund Code	Proposition	Previously Authorized	Authorized This Action	Unfunded Approval This Action
State Share					
Modernization Design Grant	119-617	1A	\$ 93,214.00		
Modernization/Additional Grant	951-570	51		\$ 825,670.00	\$ 825,670.00
District Share					
Cash Contribution				550,447.00	
Financial Hardship	119-617	1A	<u>62,142.00</u>		
Total			\$ <u>155,356.00</u>	\$ <u>1,376,117.00</u>	\$ <u>825,670.00</u>

Funding Sources: Proposition 1A Bonds/1998-Nov.; Proposition 51 Bonds/2016-Nov.

Pursuant to the Board's action on March 11, 2009, this application has been approved and placed on the Unfunded List. This approval does not constitute a guarantee or commitment of future State funding.

The District shall ensure that it is in compliance with all applicable laws, regulations and certifications it made on the program forms.

Financial Hardship - This project had a previous design apportionment. However, the District has sufficient funds to cover its share of the adjusted grant approvals for its projects requesting financial hardship.

Based on the Board's action on June 5, 2017, this project is subject to the Grant Agreement submittal pursuant to School Facility Program Regulation Section 1859.90.4.

Pursuant to Education Code Section 17072.25, valid Division of the State Architect approval must be obtained for the project prior to receiving and Apportionment. Otherwise, the project will receive an occurrence for non-participation pursuant to School Facility Program Regulation Section 1859.90.3.

Pursuant to Education Code Section 17070.50, valid California Department of Education approvals must be obtained for the project prior to receiving and Apportionment. Otherwise, the project will receive an occurrence for non-participation pursuant to School Facility Program Regulation Section 1859.90.3.

ATTACHMENT G4

SAB Meeting: June 26, 2019

Modernization - Adjusted Grant Approval

SCHOOL DISTRICT DATA

Application No: 57/61408-00-004	County: Butte
School District: Biggs Unified	School Name: Richvale Elementary

PROJECT DATA

Type of Project: Elementary School	Application Filing Basis: Site Specific
Pupils Assigned Under 50 Yrs:	Pupils Assigned Over 50 Yrs:
K-6: 23	K-6: 30
7-8:	7-8:
9-12:	9-12:
Non-Severe:	Non-Severe:
Severe:	Severe:
Financial Hardship Requested: Yes	Recommended Acres: 3.4
Alternative Education School: No	Existing Acres: 3.1

ADJUSTED GRANT DATA

Modernization Grant - Under 50 Yrs	\$ 106,812.00
Modernization Grant - Over 50 Yrs	193,560.00
Project Assistance	3,978.00
Fire Detection Alarm	8,003.00
Small Size Project	36,045.00
Accessibility/Fire Code Req.	9,011.00
Total State Share (60%)	357,409.00
District Share (40%)	238,273.00
Total Project Cost	\$ 595,682.00

PROJECT FINANCING

State Share	
This Project	\$ 357,409.00
District Share	
Cash Contribution	219,882.00
Financial Hardship	18,391.00
Total Project Cost	\$ 595,682.00

HISTORY OF PROJECT COST AND APPORTIONMENT
--

	Fund Code	Proposition	Previously Authorized	Authorized This Action	Unfunded Approval This Action
State Share					
Modernization Design Grant	119-617	1A	\$ 27,587.00		
Modernization/Additional Grant	951-570	51		\$ 329,822.00	\$ 329,822.00
District Share					
Cash Contribution				219,882.00	
Financial Hardship	119-617	1A	18,391.00		
Total			\$ 45,978.00	\$ 549,704.00	\$ 329,822.00

Funding Sources: Proposition 1A Bonds/1998-Nov.; Proposition 51 Bonds/2016-Nov.

Pursuant to the Board's action on March 11, 2009, this application has been approved and placed on the Unfunded List. This approval does not constitute a guarantee or commitment of future State funding.

The District shall ensure that it is in compliance with all applicable laws, regulations and certifications it made on the program forms.

Financial Hardship - This project had a previous design apportionment. However, the District has sufficient funds to cover its share of the adjusted grant approvals for its projects requesting financial hardship.

Based on the Board's action on June 5, 2017, this project is subject to the Grant Agreement submittal pursuant to School Facility Program Regulation Section 1859.90.4.

Pursuant to Education Code Section 17072.25, valid Division of the State Architect approval must be obtained for the project prior to receiving and Apportionment. Otherwise, the project will receive an occurrence for non-participation pursuant to School Facility Program Regulation Section 1859.90.3.

Pursuant to Education Code Section 17070.50, valid California Department of Education approvals must be obtained for the project prior to receiving and Apportionment. Otherwise, the project will receive an occurrence for non-participation pursuant to School Facility Program Regulation Section 1859.90.3.

REPORT OF THE EXECUTIVE OFFICER
State Allocation Board Meeting, June 26, 2019

ADMINISTRATIVE COSTS OF THE SCHOOL FACILITY PROGRAM

PURPOSE OF REPORT

To present the State Allocation Board (Board) with the option to reserve available bond authority for the costs of the Office of Public School Construction (OPSC), California Department of Education (CDE), and the State Controller's Office (SCO) to administer the Board's programs.

DESCRIPTION

At the March 26, 2014 meeting, the State Allocation Board (Board) approved the reservation of bond authority for School Facility Program (SFP) administrative costs prior to the depletion of bond authority. The Board approved the reservation of bond authority in the amount of \$52.7 million over a five-year period.

In Fiscal Year (FY) 2019/2020 the bond authority reserved in March of 2014 for administration of the Board's programs will be exhausted. The adjustments are needed from Proposition 51 to reflect the additional bond authority necessary to align with the Governor's proposed Budget for 2019/2020.

Staff recommends reserving bond authority for OPSC for upcoming budget year 2019/2020 for administrative costs. In addition to the augmentation for the 2019/2020 administrative costs reservation, staff recommends a reservation for OPSC, CDE, and SCO for the three fiscal years from 2020/2021 through 2022/2023.

AUTHORITY

See Attachment A.

BACKGROUND

Administrative costs are funded from the general obligation bonds and school site utilization fees.

OPSC administrative costs include those related to OPSC functions, such as application processing, Board agenda publication, and appeals. In addition, there are post-application approval functions that are required of OPSC after the Board provides the initial unfunded approval. These include converting unfunded approvals to apportioned projects as a result of general obligation bond sales, processing fund releases, substantial progress reviews, grant agreements, K-12 audit support, financial hardship support, and various accounting functions.

CDE administrative costs include those related to the role of the School Facilities and Transportation Services Division (SFTSD) to review and approve school district sites and construction plans. SFTSD review begins when a school district plans to acquire a new school construction site. The review of construction plans by SFTSD focuses mainly on the educational adequacy of the proposed facility and whether the needs of students and faculty will be met. The review of construction plans is for new sites as well as for existing sites.

SCO administrative costs include those related to maintenance of the official State of California Book of Record for all accounting functions, disbursement of warrants to school districts, reviewing and approving local closeout audit reports.

STAFF ANALYSIS/STATEMENTS

Past Board Action

The Board previously reserved bond authority for future administrative costs in September 2001, August 2012, and March 2014. In all cases, the Board was concerned that bond authority would be depleted before a new statewide school facilities general obligation bond measure could be placed on the ballot. Therefore, in 2001, the Board reserved funds for administrative costs for the entire fiscal year 2002/2003, or until approximately seven months after a potential general obligation bond ballot measure. In 2012, the Board reserved funds for administrative costs for the 2012/2013 through 2014/2015 fiscal years to cover administrative costs beyond a potential 2014 bond measure. Lastly, in 2014, the Board reserved funds for administrative costs for 2015/2016 through 2019/2020 fiscal years.

Before 2012, administrative costs for a single fiscal year were charged to one program, such as new construction, modernization or Overcrowding Relief Grant. In 2012 and 2014, the Board elected to draw bond authority for administrative costs from multiple programs using a workload-based proration. Assuming workload would decline, the reservation of authority in 2014 assumed a continuous decline in administrative costs. As a result of Proposition 51 in November 2016, this decline did not occur as anticipated; therefore, this resulted in a shortfall in the reservation to the actual budget by \$4,347,750 (New Construction - \$1,863,321; Modernization - \$1,863,321; Career Technical Education - \$310,554; and Charter - \$310,554) for the 2019/2020 fiscal year. Upon Board approval, OPSC will reflect additional adjustments to bond authority on the August 28, 2019 Status of Funds to coincide with the Governor's proposed 2019/2020 Budget along with anticipated adjustments.

Future Administrative Costs

Staff is requesting the Board consider reserving bond authority for administrative costs for three fiscal years from 2020/2021 through 2022/2023, because available bond authority is limited. This action would ensure that the administration of the Board's programs can continue.

Based on administrative costs proposed for the 2019/2020 fiscal year, staff is projecting \$51.7 million in bond authority is needed for administrative costs for the next three years from 2020/2021 through 2022/2023. As a result of the administration's proposal to continue using School Site Utilization Fees for OPSC administration costs of approximately \$4.0 million per year, there is a net need of \$39.7 million from SFP bond authority for the three subsequent budget years.

Pursuant to Education Code Section 17070.65, the Board has the authority to make any monies in the State School Facilities Funds available to the director of the Department of General Services (DGS) in the amounts that the Board determines necessary for DGS to facilitate the construction, modernization, reconstruction, or alteration of, or addition to, school buildings. Therefore, the Board has the ability to specify the program(s) from which it wishes to reserve bond authority for administrative costs for fiscal years 2020/2021 through 2022/2023. However, any monies reserved must also be approved for this purpose in the annual Budget Act.

STAFF ANALYSIS/STATEMENTS (cont.)

Staff proposes reserving bond authority from the following programs based on the originally approved bond allocations for Proposition 51.

Basis for Proration		
Program	Bond Authority	Percentage
New Construction	\$ 3,000,000,000.00	43%
Modernization	\$ 3,000,000,000.00	43%
Career Tech	\$ 500,000,000.00	7%
Charter	\$ 500,000,000.00	7%
Total Authority for Proration	\$ 7,000,000,000.00	100%

Net SFP bond authority needed for administrative costs:

~Annual Administrative Costs			
DGS/OPSC	CDE	SCO	Total
\$ 12,686,486.00	\$ 3,313,371.00	\$ 1,224,731.00	\$ 17,224,588.00

FY 2020/2021 through 2022/2023 Need	
Total FY 2020/2021 through FY 2022/2023 Need	\$ 51,673,764.00
Funded from School Site Utilization Fund	\$ (12,000,000.00)
Remaining SFP Authority Needed	\$ 39,673,764.00

Summary of reservation of bond authority by program and fiscal year.

Recommended Reservation of Bond Authority for FY 2020/2021 through 2022/2023				
Program	FY 2020/2021	FY 2021/2022	FY 2022/2023	Total
New Construction (43%)	\$ 5,667,680	\$ 5,667,680	\$ 5,667,680	\$ 17,003,040
Modernization (43%)	\$ 5,667,680	\$ 5,667,680	\$ 5,667,680	\$ 17,003,040
Career Technical Education (7%)	\$ 944,614	\$ 944,614	\$ 944,614	\$ 2,833,842
Charter School Facilities (7%)	\$ 944,614	\$ 944,614	\$ 944,614	\$ 2,833,842
	\$ 13,225,588	\$ 13,225,588	\$ 13,225,588	\$ 39,673,764

RECOMMENDATION

Approve the reservation of bond authority in the amount of \$39,673,764 for FY 2020/2021 through 2022/2023 for the administrative costs of OPSC, CDE, and SCO as shown in the tables above plus \$4,347,750 (New Construction - \$1,863,321; Modernization - \$1,863,321; Career Technical Education - \$310,554; and Charter - \$310,554) for the FY 2019/2020 shortfall and reflect the reservation in the August 2019 Status of Funds report.

This Item was approved by the State Allocation Board on June 26, 2019.

ATTACHMENT A

AUTHORITY

Government Code (GC) Section 15490 states:

- (a) There is in the state government the State Allocation Board, consisting of the Director of Finance, the Director of General Services, a person appointed by Governor, and the Superintendent of Public Instruction. The board shall also include three Members of the Senate appointed by the Senate Committee on Rules, two of whom shall belong to the majority party and one of whom shall belong to the minority party, and three Members of the Assembly appointed by the Speaker of the Assembly, two of whom shall belong to the majority party and one of whom shall belong to the minority party.
- (b) The members of the board and the Members of the Legislature meeting with the board shall receive no compensation for their services but shall be reimbursed for their actual and necessary expenses incurred in connection with the performance of their duties.
- (c) The Director of General Services shall provide assistance to the board as the board requires. The board may, by a majority vote of all members, do one or more of the following:
 - (1) Appoint an employee to report directly to the board as assistant executive officer.
 - (2) Fix the salary and other compensation of the assistant executive officer.
 - (3) Employ additional staff members, and secure office space and furnishings, as necessary to support the assistant executive officer in the performance of his or her duties.”

GC Section 15500 states, “This part may be cited as the Local Agency Allocation Law.”

GC Section 15501 states, “As used in this part: ... (c) ‘Board’ means State Allocation Board.”

GC Section 15504 states, “The Director of General Services shall provide the board with the assistance it may require in order to carry out the provisions of this part.”

Education Code (EC) Section 17070.20 states, “The Director of General Services shall administer this chapter [Leroy F. Greene School Facilities Act of 1998] and shall provide assistance to the board as it requires.”

EC Section 17070.40 states,

- (a)
 - (1) A fund is hereby established in the State Treasury to be known as the 1998 State School Facilities Fund. All money in the fund, including any money deposited in that fund from any source whatsoever, and notwithstanding Section 13340 of the Government Code, is hereby continuously appropriated without regard to fiscal years for expenditure pursuant to this chapter.
 - (2) The board may apportion funds to school districts for the purposes of this chapter from funds transferred to the 1998 State School Facilities Fund from any source.
 - (3) The board may make apportionments in amounts not exceeding those funds on deposit in the 1998 State School Facilities Fund, and any amount of bonds authorized by the committee, but not yet sold by the Treasurer.
 - (4) The board may make disbursements pursuant to any apportionment made from any funds in the 1998 State School Facilities Fund, irrespective of whether there exists at the time of the disbursement an amount in the 1998 State School Facilities Fund sufficient to permit payment in full of all apportionments previously made. However, no disbursement shall be made from any funds required by law to be transferred to the General Fund.
- (b)
 - (1) A fund is hereby established in the State Treasury to be known as the 2002 State School Facilities Fund. All money in the fund, including any money deposited in that fund from any source whatsoever, and notwithstanding Section 13340 of the Government Code, is hereby continuously appropriated without regard to fiscal years for expenditure pursuant to this chapter.

(2) The board may apportion funds to school districts for the purposes of this chapter from funds transferred to the 2002 State School Facilities Fund from any source.

(3) The board may make apportionments in amounts not exceeding those funds on deposit in the 2002 State School Facilities Fund, and any amount of bonds authorized by the committee, but not yet sold by the Treasurer.

(4) The board may make disbursements pursuant to any apportionment made from any funds in the 2002 State School Facilities Fund, irrespective of whether there exists at the time of the disbursement an amount in the 2002 State School Facilities Fund sufficient to permit payment in full of all apportionments previously made. However, no disbursement shall be made from any funds required by law to be transferred to the General Fund.

(c) (1) A fund is hereby established in the State Treasury to be known as the 2004 State School Facilities Fund. All money in the fund, including any money deposited in that fund from any source whatsoever, and notwithstanding Section 13340 of the Government Code, is hereby continuously appropriated without regard to fiscal years for expenditure pursuant to this chapter.

(2) The board may apportion funds to school districts for the purposes of this chapter from funds transferred to the 2004 State School Facilities Fund from any source.

(3) The board may make apportionments in amounts not exceeding those funds on deposit in the 2004 State School Facilities Fund, and any amount of bonds authorized by the committee, but not yet sold by the Treasurer.

(4) The board may make disbursements pursuant to any apportionment made from any funds in the 2004 State School Facilities Fund, irrespective of whether there exists at the time of the disbursement an amount in the 2004 State School Facilities Fund sufficient to permit payment in full of all apportionments previously made. However, no disbursement shall be made from any funds required by law to be transferred to the General Fund.

(d) (1) A fund is hereby established in the State Treasury, to be known as the 2006 State School Facilities Fund. All money in the fund, including any money deposited in that fund from any source whatsoever, and notwithstanding Section 13340 of the Government Code, is hereby continuously appropriated without regard to fiscal years for expenditure pursuant to this chapter.

(2) The board may apportion funds to school districts for the purposes of this chapter from funds transferred to the 2006 State School Facilities Fund from any source.

(3) The board may make apportionments in amounts not exceeding those funds on deposit in the 2006 State School Facilities Fund, and any amount of bonds authorized by the committee, but not yet sold by the Treasurer.

(4) The board may make disbursements pursuant to any apportionment made from any funds in the 2006 State School Facilities Fund, irrespective of whether there exists at the time of the disbursement an amount in the 2006 State School Facilities Fund sufficient to permit payment in full of all apportionments previously made. However, no disbursement shall be made from any funds required by law to be transferred to the General Fund.

EC Section 17070.65 states, "From any moneys in one of the funds established pursuant to Section 17070.40, as appropriate, and approved for this purpose in the annual Budget Act, the board shall make available to the Director of General Services the amounts that the board determines necessary for the Department of General Services to provide the assistance, pursuant to this chapter, required pursuant to Section 15504 of the Government Code to facilitate the construction, modernization, reconstruction, or alteration of, or addition to, school buildings."

REPORT OF THE EXECUTIVE OFFICER
State Allocation Board Meeting, June 26, 2019

CAREER TECHNICAL EDUCATION FACILITIES PROGRAM
ADDITIONAL FUNDING CYCLE(S)

PURPOSE OF REPORT

To present the State Board of Allocation (Board) with a recommendation for how to allocate the remaining \$250 million in Career Technical Education Facilities Program (CTEFP) funds.

DESCRIPTION

The Kindergarten through Community College Public Education Facilities Bond Act of 2016 (Proposition 51) provided the CTEFP \$500 million in bond authority. Upon final approval of the CTEFP projects for the fifth funding cycle in the amount of \$125 million, the available bond authority in the Proposition 51 CTEFP will be approximately \$250 million. Therefore, Staff is seeking the direction of the Board on how to move forward with allocating the remaining CTEFP funds.

AUTHORITY

Education Code (EC) Section 101122(a)(4) states: "The amount of five hundred million dollars (\$500,000,000) for facilities for career technical education programs pursuant to Article 13 (commencing with Section 17078.70) of Chapter 12.5 of Part 10 of Division 1 of Title 1."

SFP Regulation Section 1859.191 states in part:

(a) The Board shall accept Approved Applications for Career Technical Education Facilities Project Funding and make apportionments as follows:

(1) All applications received in a six-month cycle will be processed and prioritized for career technical education funding in the manner described in Section 1859.194.

(2) The funding cycles are established as follows:

...

(C) At the discretion of the Board, subsequent funding cycles may continue every six months thereafter until the Career Technical Education Facilities Program funds are exhausted or other funds become available.

BACKGROUND

On November 8, 2006 the Kindergarten-University Public Education Facilities Bond Act of 2006 (Proposition 1D) took effect and established the CTEFP within the School Facility Program (SFP) and made \$500 million available for CTEFP projects. Due to the anticipated high interest in the program and to make it equitably available to as many applicants as possible statewide, the Board established funding cycles with specific amounts of funding allocated to each cycle. A funding order was also established to ensure that the funds were divided among different geographic locales and service regions. Within the first two funding cycles, funds were distributed by Service Region, and projects were funded in order of the California Department of Education (CDE) score and geographical locale. For the third and any subsequent cycles, regulations currently prescribe that projects will be ordered by CDE score and geographic locale.

From 2006 to 2014, the Board held three funding cycles where \$466.7 million of Proposition 1D funds were allocated to construct new facilities, modernize existing facilities, or purchase equipment for career technical education programs. The first cycle had \$350 million allotted and the second had \$150 million allotted. At the end of the second cycle, sufficient funds remained to hold a third funding cycle, which was oversubscribed.

BACKGROUND (cont.)

Proposition 51 provided \$500 million in bond authority for CTEFP to continue the program. In August 2017, the Board approved an option to allocate a maximum of \$125 million for the fourth CTEFP funding cycle and \$125 million for the fifth CTEFP funding cycle. The fourth funding cycle began in November 2017, and the fifth funding cycle began in October 2018.

Cycle	CDE Submittal Date	CDE Score Release Date	OPSC Submittal Date	SAB Date
Cycle 4	November 29, 2017	February 14, 2018	February 21, 2018	May 23, 2018
Cycle 5	October 19, 2018	February 8, 2019	February 15, 2019	May 22, 2019

Of the 175 applications submitted to OPSC in the fourth funding cycle, 75 applications (43 percent) received funding. OPSC received 220 applications for the fifth CTEFP funding cycle, of which 72 applications (32 percent) will have been funded upon approval of the at the close of this funding cycle.

Cycle	Number of Applications Received	Amount Requested	Number of Applications Funded	Number of Applications Returned
Cycle 4	175	~\$408 million	75	100
Cycle 5	220	~\$405 million	72	148

STAFF ANALYSIS/STATEMENTS

Approximately \$250 million currently remains in Proposition 51 CTEFP bond authority. In order to allocate the remaining funds, the Board needs to establish an additional funding cycle(s).

Stakeholder Feedback

At the May 22, 2019 Board meeting, stakeholders from several school districts provided feedback on the allocation of the remaining Proposition 51 CTEFP bond authority. These stakeholders expressed interest in two concepts: 1) one final funding cycle for the remaining \$250 million, or, 2) for the Board to immediately release a portion of the remaining bond authority to fund high scoring applications that were not funded during the fifth funding cycle and then establish a future funding cycle to release all remaining funds.

Stakeholders stated that much time and effort was dedicated toward creating high quality applications for the fifth funding cycle and that it would therefore be redundant to rescore these applications. Furthermore, the stakeholders stated that an expedited release of the remaining CTEFP bond authority would prevent school districts from encountering increasing construction costs further in the future. Additionally, stakeholders opined that remaining funds should be released in one larger funding cycle so that a larger number of higher scoring applications could receive funding.

Staff researched the ability to provide additional funding for the fifth funding cycle, however, the Board's action in June 2017 set a maximum amount of \$125 million for the funding round, and indicated the remaining balance would be allocated in future rounds. Staff does not believe the past action allows for the flexibility to provide additional funds to the fifth funding cycle.

However, Staff does agree that one funding cycle for the remaining \$250 million makes sense based on the demand for the program and the number of applications with high scores. Holding one final funding cycle (the sixth cycle) with all remaining funds would result in reaching more applications with lower (though passing) scores and, subsequently, more school districts from all locale codes being funded without the need to apply again in a seventh funding cycle.

STAFF ANALYSIS/STATEMENTS (cont.)

This proposal will also help address concerns previously expressed by stakeholders that smaller funding cycles in conjunction with the current funding order results in applications with lower qualifying scores from Rural locales receiving funding before higher scoring applications from Suburban and Urban locales due to the low number of applicants in the Rural locale. Staff is preparing for stakeholder meetings beginning in July to discuss the funding order regulations that also contribute to this issue.

Scoring

Staff would like to clarify that to apply for a new funding round, Applicants will not need to submit their full grant applications for a new score from CDE as long the application, project scope, and project budget remain unchanged. If there are changes to the application, the applicant would need to go through the scoring process. If the application is unchanged and does not require a new CDE score, applicants can submit their application to OPSC at any time prior to the close of the submittal period established for the funding cycle.

One Round of Approximately \$250 million (Sixth Funding Cycle)

Staff recommends the establishment of a single funding cycle to address the remaining approximately \$250 million in CTEFP funds. Staff further recommends that the Board consider the retention of all applications at the end of the sixth funding cycle in order to allow the Board to continue down the funding order to allocate any future authority that may return to the program, such as through loan repayments and/or project rescissions. The recommendation assumes that the sixth funding cycle will include any residual bond authority remaining in both Propositions 1D and 51, and will be reduced by any administrative costs of the program.

If the Board adopts the recommendations below, OPSC and CDE will work together to determine the timelines associated with the \$250 million sixth cycle, and announce those timelines as part of the August SAB agenda.

RECOMMENDATION

1. Allocate the remaining approximately \$250 million in CTEFP funds to fund eligible projects received in the sixth CTEFP funding cycle.
2. Declare that the applications remaining in the sixth funding cycle be retained through December 2021 to enable the Board to continue awarding unfunded CTEFP projects, provided additional bond authority returns. Any applications that do not receive an unfunded CTEFP approval by December 31, 2021 will be returned without further Board action.

This Item was approved by the State Allocation Board on June 26, 2019.

THIS PAGE INTENTIONALLY LEFT BLANK

Tentative Workload

August 2019

ACTION ITEMS

REPORTS, DISCUSSION and INFORMATION ITEMS

Standard Information Items

FINANCIAL REPORTS

Status of Fund Releases

Status of Funds

Tentative Workload

September 2019

ACTION ITEMS

REPORTS, DISCUSSION and INFORMATION ITEMS

Standard Information Items

FINANCIAL REPORTS

Status of Fund Releases

Status of Funds

Tentative Workload

October 2019

ACTION ITEMS

REPORTS, DISCUSSION and INFORMATION ITEMS

Standard Information Items

FINANCIAL REPORTS

Status of Fund Releases

Status of Funds

APPEALS Received as of May 31, 2019

Appeal Received Date	District/County	Tentative SAB Date*	Description
1/16/19	Los Angeles Unified School District/Los Angeles	TBD	District is requesting to use construction contract and change order amounts as a cost estimate for a Facility Hardship project.
1/25/19	Pixley Union Elementary School District/Tulare	8/2019	District requests to use new construction eligibility at the time the funding application was originally submitted.
3/25/19	Solano County Office of Education/Solano	8/2019	District requests reinstatement of two applications rescinded due to non participation in Priority Funding.
5/13/19	McFarland Unifed School District/Kern	8/2019	District requests to use new construction eligibility at the time the funding application was originally submitted.
5/17/19	Los Angeles Unified School District/Los Angeles	9/2019	District requests allowance of certain equipment as part of the Career Technical Education Facilities Program grant for three projects.
5/30/19	San Marcos Unified/San Diego	9/2019	District requests site development costs previously disallowed and requests to use new construction eligibility at the time of application submittal.

*Please note: Tentative SAB Date is not a guaranteed meeting date and may be subject to change.

STATE ALLOCATION BOARD MEETING DATES

The State Allocation Board (SAB) meeting dates for the 2019 calendar year are as follows:

<u>Board Date</u>	<u>Type of Meeting</u>
July 24, 2019*	Monthly (Consent/Appeals/Action) Canceled
August 28, 2019*	Monthly (Consent/Appeals/Action)
September 25, 2019*	Monthly (Consent/Appeals/Action)
October 23, 2019*	Monthly (Consent/Appeals/Action)
December 2019*	Monthly (Consent/Appeals/Action)

*The projected dates and time will be determined upon the discussion with the Vice-Chair and Chair based on workload.

The SAB meets in different rooms within the State Capitol at 4:00 p.m. when the State Legislature is in session and at 2:00 p.m. when the State Legislature is out on recess. Due to scheduling changes within the Legislature, some of the SAB meetings may be canceled or changed with short notice.

INFORMATION ITEM

SCHOOL FACILITY PROGRAM NEW CONSTRUCTION AND MODERNIZATION UNFUNDED LIST (as of May 22, 2019)

The New Construction and Modernization projects on this list have received an “unfunded” approval by the State Allocation Board (SAB). Note that an “unfunded” approval does not guarantee a future apportionment by the SAB.

Published monthly in the SAB Agenda.

This report is also on OPSC’s Website at:
www.dgs.ca.gov/OPSC/Resources

Unfunded Approvals as of
May 22, 2019 SAB

County	School District	Application Number	Program	Approval	Received Date	SAB Unfunded Approval	Financial Hardship Apportionment	Loan	State Share	Total Apportionment	Cumulative Amount	Submitted Certification Letter May 2019	Grant Agreement Received as of 05/29/2019
LOS ANGELES	LOS ANGELES UNIFIED	58/64733-00-003	Rehabilitation	G	6/27/2018	10/24/2018	\$0.00	0.00	\$800,593.00	800,593.00	800,593.00	Yes	No
HUMBOLDT	FORTUNA UNION HIGH	58/62810-00-001	Rehabilitation	G	8/17/2017	1/22/2019	0.00	0.00	2,713,111.00	1,222,111.00	3,513,704.00	No	Yes
SAN DIEGO	ESCONDIDO UNION ELEMENTARY	58/68098-00-001	Rehabilitation	G	9/14/2017	1/22/2019	0.00	0.00	536,180.88	536,180.88	4,049,884.88	Yes	No
ORANGE	ANAHEIM UNION HIGH	51/66431-00-001	Facility Hardship	G	10/17/2018	3/27/2019	0.00	0.00	2,531,711.56	2,531,711.56	6,581,596.44	Yes	No
TULARE	PIXLEY UNION ELEMENTARY	58/72041-00-001	Rehabilitation	G	11/16/2018	3/27/2019	203,460.00	0.00	305,190.00	508,650.00	7,090,246.44	Yes	Yes
LOS ANGELES	BEVERLY HILLS UNIFIED	51/64311-00-006	Facility Hardship	G	1/2/2018	4/24/2019	\$0.00	0.00	\$12,420,810.00	\$12,420,810.00	19,511,056.44	Yes	No
MONTEREY	MONTEREY PENINSULA UNIFIED	58/66092-00-006	Rehabilitation	G	12/17/2018	4/24/2019	\$0.00	0.00	\$1,249,422.47	\$1,249,422.47	20,760,478.91	Yes	No
SOLANO	BENICIA UNIFIED	58/70524-00-001	Rehabilitation	G	1/23/2019	5/22/2019	0.00	0.00	1,458,514.00	1,458,514.00	22,218,992.91	Yes	No
KERN	MUROC JOINT UNIFIED	58/63685-00-001	Rehabilitation	G	2/11/2019	5/22/2019	400,246.62	0.00	402,385.62	802,632.24	23,021,625.15	Yes	No
KERN	WASCO UNION HIGH	58/63859-00-001	Rehabilitation	G	2/20/2019	5/22/2019	0.00	0.00	631,419.98	631,419.98	23,653,045.13	Yes	No
YUBA	WHEATLAND UNION HIGH	58/72769-00-001	Rehabilitation	G	2/21/2019	5/22/2019	0.00	0.00	45,982.00	45,982.00	23,699,027.13	Yes	No
ALAMEDA	OAKLAND UNIFIED	54/61259-09-010	Charter	D	6/5/2017	1/24/2018	0.00	200,206.10	200,206.10	400,412.20	24,099,439.33	No	No
ALAMEDA	OAKLAND UNIFIED	54/61259-09-011	Charter	D	6/5/2017	1/24/2018	0.00	2,150,284.80	2,150,284.80	4,300,569.60	28,400,008.93	No	No
SACRAMENTO	NATOMAS UNIFIED	54/75283-00-008	Charter	D	5/26/2017	2/28/2018	0.00	0.00	285,982.90	285,982.90	28,685,991.83	No	No
ALAMEDA	OAKLAND UNIFIED	54/61259-00-010	Charter	D	6/5/2017	2/28/2018	0.00	1,136,442.50	1,136,442.50	2,272,885.00	30,958,876.83	No	No
SANTA CLARA	ALUM ROCK UNION ELEMENTARY	54/69369-00-002	Charter	D	5/30/2014	6/19/2018	0.00	440,359.70	440,359.70	880,719.40	31,839,596.23	No	No
SANTA CLARA	ALUM ROCK UNION ELEMENTARY	54/69369-00-003	Charter	D	5/30/2014	6/19/2018	0.00	25,675.55	25,675.55	51,351.10	31,890,947.33	No	No
KINGS	ISLAND UNION ELEMENTARY	57/63933-00-001	Modernization	G	4/24/2014	6/27/2018	256,111.00	0.00	384,168.00	640,279.00	32,531,226.33	Yes	No
SOLANO	SOLANO COUNTY OFFICE OF EDUCATION	57/10488-00-022	Modernization	G	4/28/2014	6/27/2018	292,000.00	0.00	438,000.00	730,000.00	33,261,226.33	Yes	Yes
SOLANO	SOLANO COUNTY OFFICE OF EDUCATION	57/10488-00-022	Modernization	G	4/28/2014	9/26/2018	23,746.00	0.00	35,618.00	59,364.00	33,320,590.33	Yes	Yes
KERN	MCFARLAND UNIFIED	57/73908-00-006	Modernization	G	5/12/2014	6/27/2018	0.00	0.00	1,200,683.00	1,200,683.00	34,521,273.33	Yes	Yes
TULARE	WOODLAKE UNIFIED	57/76794-00-002	Modernization	G	5/14/2014	6/27/2018	0.00	0.00	2,594,328.00	2,594,328.00	37,115,601.33	Yes	No
LOS ANGELES	PASADENA UNIFIED	57/64881-00-035	Modernization	G	6/2/2014	8/15/2018	0.00	0.00	181,799.00	181,799.00	37,297,400.33	No	Yes
SAN JOAQUIN	LINCOLN UNIFIED	57/68569-00-013	Modernization	G	6/12/2014	8/15/2018	0.00	0.00	260,771.00	260,771.00	37,558,171.33	Yes	Yes
SAN JOAQUIN	LINCOLN UNIFIED	57/68569-00-014	Modernization	G	6/12/2014	8/15/2018	0.00	0.00	676,118.00	676,118.00	38,234,289.33	Yes	Yes
ALAMEDA	SAN LORENZO UNIFIED	54/61309-00-003	Charter	D	6/5/2017	12/11/2018	0.00	845,455.40	845,455.40	1,690,910.80	39,925,200.13	No	No
TULARE	THREE RIVERS UNION ELEMENTARY	57/72207-00-002	Modernization	G	4/11/2014	1/22/2019	0.00	0.00	1,033,272.00	1,033,272.00	40,958,472.13	Yes	No
ALAMEDA	OAKLAND UNIFIED	54/61259-12-005	Charter	D	5/26/2017	1/22/2019	0.00	185,933.00	185,933.00	371,866.00	41,330,338.13	No	No
ALAMEDA	OAKLAND UNIFIED	54/61259-12-006	Charter	D	5/26/2017	1/22/2019	0.00	189,067.00	189,067.00	378,134.00	41,708,472.13	No	No
SAN BERNARDINO	SAN BERNARDINO CITY UNIFIED	54/67876-00-004	Charter	D	6/5/2017	1/22/2019	0.00	229,399.00	229,399.00	458,798.00	42,167,270.13	No	No
SAN DIEGO	CAJON VALLEY UNION ELEMENTARY	54/67991-00-002	Charter	D	6/5/2017	1/22/2019	0.00	262,883.30	262,883.30	525,766.60	42,693,036.73	Yes	No
SAN DIEGO	CAJON VALLEY UNION ELEMENTARY	54/67991-00-003	Charter	D	6/5/2017	1/22/2019	0.00	174,177.90	174,177.90	348,355.80	43,041,392.53	Yes	No
FRESNO	WASHINGTON COLONY ELEMENTARY	50/62513-00-001	New Construction	G	8/20/2014	2/27/2019	720,898.07	0.00	852,965.00	1,573,863.07	44,615,255.60	Yes	Yes
FRESNO	CLOVIS UNIFIED	57/62117-00-042	Modernization	G	9/16/2014	2/27/2019	0.00	0.00	695,814.00	695,814.00	45,311,069.60	Yes	Yes
FRESNO	CLOVIS UNIFIED	57/62117-00-043	Modernization	G	9/16/2014	2/27/2019	0.00	0.00	1,007,271.00	1,007,271.00	46,318,340.60	Yes	Yes
SAN BERNARDINO	COLTON JOINT UNIFIED	57/67686-00-018	Modernization	G	9/17/2014	2/27/2019	0.00	0.00	3,864,418.00	3,864,418.00	50,182,758.60	Yes	Yes
ALAMEDA	DUBLIN UNIFIED	50/75093-00-010	New Construction	G	9/19/2014	2/27/2019	0.00	0.00	28,232,500.00	28,232,500.00	78,415,258.60	Yes	No
FRESNO	CLOVIS UNIFIED	50/62117-00-020	New Construction	G	9/23/2014	2/27/2019	0.00	0.00	342,318.00	342,318.00	78,757,576.60	Yes	Yes
FRESNO	CLOVIS UNIFIED	57/62117-00-044	Modernization	G	9/23/2014	2/27/2019	0.00	0.00	2,098,726.00	2,098,726.00	80,856,302.60	Yes	Yes
SAN JOAQUIN	RIPON UNIFIED	50/68650-00-006	New Construction	G	9/25/2014	2/27/2019	0.00	0.00	6,566,866.00	6,566,866.00	87,423,168.60	Yes	Yes
SAN BERNARDINO	COLTON JOINT UNIFIED	57/67686-00-020	Modernization	G	9/25/2014	2/27/2019	0.00	0.00	2,668,530.00	2,668,530.00	90,091,698.60	Yes	Yes
SAN BERNARDINO	COLTON JOINT UNIFIED	57/67686-00-021	Modernization	G	10/3/2014	2/27/2019	0.00	0.00	1,690,689.00	1,690,689.00	91,782,387.60	Yes	Yes
FRESNO	CLOVIS UNIFIED	57/62117-00-045	Modernization	G	10/6/2014	2/27/2019	0.00	0.00	2,460,977.00	2,460,977.00	94,243,364.60	Yes	Yes
SANTA BARBARA	SANTA BARBARA UNIFIED	57/76786-00-007	Modernization	G	10/8/2014	2/27/2019	0.00	0.00	777,419.00	777,419.00	95,020,783.60	Yes	Yes
SAN FRANCISCO	SAN FRANCISCO UNIFIED	57/68478-26-005	Modernization	G	10/10/2014	2/27/2019	0.00	0.00	20,675,197.00	20,675,197.00	115,695,980.60	Yes	No
SAN FRANCISCO	SAN FRANCISCO UNIFIED	57/68478-00-051	Modernization	G	10/22/2014	2/27/2019	0.00	0.00	6,334,251.00	6,334,251.00	122,030,231.60	Yes	No
SAN BERNARDINO	ETIWANDA ELEMENTARY	50/67702-00-014	New Construction	G	10/23/2014	2/27/2019	0.00	0.00	1,691,195.00	1,691,195.00	123,721,426.60	Yes	Yes
SOLANO	SOLANO COUNTY OFFICE OF EDUCATION	57/10488-00-024	Modernization	G	10/23/2014	2/27/2019	217,896.00	0.00	326,844.00	544,740.00	124,266,166.60	No	No
SAN DIEGO	CHULA VISTA ELEMENTARY	54/68023-00-002	Charter	G	10/24/2018	2/27/2019	0.00	0.00	2,865,666.00	2,865,666.00	127,131,832.60	Yes	No
VENTURA	SIMI VALLEY UNIFIED	57/72603-00-033	Modernization	G	10/29/2014	2/27/2019	0.00	0.00	1,996,455.00	1,996,455.00	129,128,287.60	Yes	No
LOS ANGELES	NEWHALL ELEMENTARY	50/64832-00-005	New Construction	G	10/30/2014	2/27/2019	0.00	0.00	5,214,730.00	5,214,730.00	134,343,017.60	Yes	Yes
LOS ANGELES	NEWHALL ELEMENTARY	50/64832-00-006	New Construction	G	10/30/2014	2/27/2019	0.00	0.00	5,046,085.00	5,046,085.00	139,389,102.60	Yes	Yes
VENTURA	OXNARD ELEMENTARY	57/72538-00-026	Modernization	G	11/13/2014	2/27/2019	0.00	0.00	1,097,886.00	1,097,886.00	140,486,988.60	Yes	Yes
VENTURA	OXNARD ELEMENTARY	50/72538-00-011	New Construction	G	11/14/2014	2/27/2019	0.00	0.00	9,680,523.00	9,680,523.00	150,167,511.60	Yes	Yes
GLENN	PLAZA ELEMENTARY	50/62638-00-002	New Construction	D	12/3/2014	2/27/2019	129,287.00	0.00	129,383.00	258,670.00	150,426,181.60	Yes	Yes
TULARE	LIBERTY ELEMENTARY	50/71985-00-003	New Construction	D	12/3/2014	2/27/2019	676,272.00	0.00	749,181.00	1,425,453.00	151,851,634.60	Yes	Yes
TULARE	VISALIA UNIFIED	50/72256-00-028	New Construction	G	12/3/2014	2/27/2019	0.00	0.00	5,721,022.00	5,721,022.00	157,572,656.60	Yes	No
TULARE	VISALIA UNIFIED	57/72256-00-021	Modernization	G	12/3/2014	2/27/2019	0.00	0.00	711,314.00	711,314.00	158,283,970.60	Yes	No
SAN JOAQUIN	TRACY JOINT UNIFIED	54/75499-00-003	Charter	G	7/13/2018	2/27/2019	0.00	0.00	2,486,180.40	2,486,180.40	160,770,151.00	Yes	Yes
SAN JOAQUIN	TRACY JOINT UNIFIED	54/75499-00-004	Charter	G	7/13/2018	2/27/2019	0.00	0.00	2,365,810.30	2,365,810.30	163,135,961.30	Yes	Yes
FRESNO	CENTRAL UNIFIED	50/73965-00-018	New Construction	G	10/31/2014	3/27/2019	0.00	0.00	41,273,291.00	41,273,291.00	204,409,252.30	Yes	No
MARIN	MILL VALLEY ELEMENTARY	57/65391-00-009	Modernization	G	12/5/2014	3/27/2019	0.00	0.00	1,727,462.00	1,727,462.00	206,136,714.30	Yes	No
FRESNO	CLOVIS UNIFIED	57/62117-00-046	Modernization	G	12/23/2014	3/27/2019	0.00	0.00	3,207,308.00	3,207,308.00	209,344,022.30	Yes	No
SAN FRANCISCO	SAN FRANCISCO UNIFIED	57/68478-00-052	Modernization	G	12/23/2014	3/27/2019	0.00	0.00	2,418,650.00	2,418,650.00	211,762,672.30	Yes	No
SAN FRANCISCO	SAN FRANCISCO UNIFIED	57/68478-00-053	Modernization	G	12/23/2014	3/27/2019	0.00	0.00	4,617,773.00	4,617,773.00	216,380,445.30	Yes	No
MONTEREY	MONTEREY COUNTY OFFICE OF EDUCATION	50/10272-00-011	New Construction	G	12/30/2014	3/27/2019	3,776,117.00	0.00	3,951,786.00	7,727,903.00	224,108,348.30	Yes	No
BUTTE	MANZANITA ELEMENTARY	57/61499-00-001	Modernization	G	12/30/2014	3/27/2019	706,127.00	0.00	1,464,265.00	2,170,392.00	226,278,740.30	Yes	Yes
ORANGE	IRVINE UNIFIED	50/73650-00-021	New Construction	G	1/8/2015	3/27/2019	0.00	0.00	123,022,919.00	123,022,919.00	349,301,659.30	Yes	Yes
MARIN	ROSS VALLEY	50/75002-00-002	New Construction	G	10/28/2013	4/24/2019	0.00	0.00	2,934,760.00	2,934,760.00	352,236,119.30	Yes	Yes
MERCED	LOS BANOS UNIFIED	50/65755-00-009	New Construction	G	12/23/2014	4/24/2019	0.00	0.00	16,929,729.50	16,929,729.50	369,166,448.80	Yes	No
MERCED	LOS BANOS UNIFIED	50/65755-00-009	New Construction	G	12/23/2014	5/22/2019	0.00	0.00	794,469.50	794,469.50	369,960,618.30	Yes	No
BUTTE	MANZANITA ELEMENTARY	50/61499-00-002	New Construction	G	12/30/2014	4/24/2019	1,956,667.00	0.00	2,236,591.00	4,193,258.00	374,153,876.30	Yes	Yes
LOS ANGELES	LONG BEACH UNIFIED	57/66425-00-019	Modernization	G	2/5/2015	4/24/2019	0.00	0.00	8,332,211.00	8,332,211.00	382,486,087.30	Yes	No
ORANGE	ANAHEIM ELEMENTARY	57/66423-00-031	Modernization	G	2/17/201								

Unfunded Approvals as of
May 22, 2019 SAB

County	School District	Application Number	Program	Approval	Received Date	SAB Unfunded Approval	Financial Hardship Apportionment	Loan	State Share	Total Apportionment	Cumulative Amount	Submitted Certification Letter May 2019	Grant Agreement Received as of 05/29/2019
KERN	MCFARLAND UNIFIED	50/73908-00-010	New Construction	G	2/23/2015	4/24/2019	0.00	0.00	5,283,612.00	5,283,612.00	395,773,947.30	Yes	Yes
SAN JOAQUIN	JEFFERSON ELEMENTARY	57/68544-00-001	Modernization	G	3/19/2015	4/24/2019	0.00	0.00	2,583,090.00	2,583,090.00	398,357,037.30	Yes	Yes
SACRAMENTO	ELK GROVE UNIFIED	50/67314-00-004	New Construction	G	3/23/2015	4/24/2019	0.00	0.00	6,099,741.00	6,099,741.00	404,456,778.30	Yes	No
SACRAMENTO	ELK GROVE UNIFIED	57/67314-00-019	Modernization	G	3/23/2015	4/24/2019	0.00	0.00	1,349,280.00	1,349,280.00	405,806,058.30	Yes	No
SANTA CLARA	FREMONT UNION HIGH	50/69468-04-001	New Construction	G	3/25/2015	4/24/2019	0.00	0.00	1,862,325.00	1,862,325.00	407,668,383.30	Yes	Yes
SANTA CLARA	FREMONT UNION HIGH	57/69468-00-016	Modernization	G	3/25/2015	4/24/2019	0.00	0.00	1,471,457.00	1,471,457.00	409,139,840.30	Yes	Yes
GLENN	CAPAY JOINT UNION ELEMENTARY	57/62554-00-002	Modernization	G	3/27/2015	4/24/2019	727,145.00	0.00	1,142,699.00	1,869,844.00	411,009,684.30	Yes	No
SAN BERNARDINO	CHAFFEY JOINT UNION HIGH	50/67652-00-016	New Construction	G	4/3/2015	4/24/2019	0.00	0.00	1,834,990.00	1,834,990.00	412,844,674.30	Yes	No
SAN BERNARDINO	CHAFFEY JOINT UNION HIGH	50/67652-00-017	New Construction	G	4/3/2015	4/24/2019	0.00	0.00	2,416,773.00	2,416,773.00	415,261,447.30	Yes	No
KERN	BAKERSFIELD CITY ELEMENTARY	57/63321-00-016	Modernization	G	4/8/2015	4/24/2019	0.00	0.00	5,431,830.00	5,431,830.00	420,693,277.30	Yes	No
SANTA BARBARA	SANTA MARIA-BONITA	50/69120-00-018	New Construction	G	4/10/2015	4/24/2019	0.00	0.00	1,938,152.00	1,938,152.00	422,631,429.30	Yes	Yes
SANTA BARBARA	SANTA MARIA-BONITA	50/69120-00-019	New Construction	G	4/10/2015	4/24/2019	0.00	0.00	3,185,688.00	3,185,688.00	425,817,117.30	Yes	Yes
ORANGE	IRVINE UNIFIED	50/73650-00-022	New Construction	G	4/13/2015	4/24/2019	0.00	0.00	30,701,042.00	30,701,042.00	456,518,159.30	Yes	No
SAN FRANCISCO	SAN FRANCISCO UNIFIED	57/68478-00-055	Modernization	G	4/14/2015	4/24/2019	0.00	0.00	4,547,098.00	4,547,098.00	461,065,257.30	Yes	No
LOS ANGELES	SULPHUR SPRINGS UNION ELEMENTARY	50/65045-00-010	New Construction	G	4/28/2015	4/24/2019	0.00	0.00	5,692,799.00	5,692,799.00	466,758,056.30	Yes	Yes
ORANGE	IRVINE UNIFIED	50/73650-00-023	New Construction	G	4/29/2015	4/24/2019	0.00	0.00	39,693,767.00	39,693,767.00	506,451,823.30	Yes	No
SAN BERNARDINO	CHAFFEY JOINT UNION HIGH	50/67652-00-018	New Construction	G	5/1/2015	4/24/2019	0.00	0.00	2,815,318.00	2,815,318.00	509,267,141.30	Yes	No
SAN FRANCISCO	SAN FRANCISCO UNIFIED	57/68478-00-056	Modernization	G	5/4/2015	4/24/2019	0.00	0.00	3,021,897.00	3,021,897.00	512,289,038.30	Yes	No
SAN BERNARDINO	CHAFFEY JOINT UNION HIGH	50/67652-00-019	New Construction	G	5/7/2015	4/24/2019	0.00	0.00	3,543,020.00	3,543,020.00	515,832,058.30	Yes	No
SAN DIEGO	SAN DIEGO UNION HIGH	50/68346-00-004	New Construction	G	5/8/2015	4/24/2019	0.00	0.00	15,622,238.00	15,622,238.00	531,454,296.30	Yes	No
SAN DIEGO	SAN DIEGO UNION HIGH	50/68346-00-004	New Construction	G	5/8/2015	5/22/2019	0.00	0.00	9,385.00	9,385.00	531,463,681.30	Yes	No
LOS ANGELES	TEMPLE CITY UNIFIED	57/65052-00-009	Modernization	G	5/14/2015	4/24/2019	0.00	0.00	2,507,334.00	2,507,334.00	533,971,015.30	No	No
FRESNO	BURREL UNION ELEMENTARY	57/62042-00-001	Modernization	D	5/22/2015	4/24/2019	65,793.00	0.00	98,690.00	164,483.00	534,135,498.30	No	No
FRESNO	SANGER UNIFIED	57/62414-00-014	Modernization	G	5/28/2015	4/24/2019	0.00	0.00	997,535.00	997,535.00	535,133,033.30	Yes	No
SAN FRANCISCO	SAN FRANCISCO UNIFIED	57/68478-00-057	Modernization	G	5/29/2015	4/24/2019	0.00	0.00	3,933,037.00	3,933,037.00	539,066,070.30	Yes	No
RIVERSIDE	PALM SPRINGS UNIFIED	57/67173-00-009	Modernization	G	6/11/2015	4/24/2019	0.00	0.00	4,034,846.00	4,034,846.00	543,100,916.30	Yes	Yes
LOS ANGELES	TEMPLE CITY UNIFIED	50/65052-00-002	New Construction	G	6/19/2015	4/24/2019	0.00	0.00	213,824.00	213,824.00	543,314,740.30	No	No
FRESNO	CLOVIS UNIFIED	57/62117-00-047	Modernization	G	6/19/2015	4/24/2019	0.00	0.00	3,083,950.00	3,083,950.00	546,398,690.30	Yes	No
TULARE	DINUBA UNIFIED	57/75531-00-010	Modernization	D	6/22/2015	4/24/2019	69,660.00	0.00	104,490.00	174,150.00	546,572,840.30	Yes	No
TULARE	DINUBA UNIFIED	57/75531-00-011	Modernization	D	6/22/2015	4/24/2019	17,179.00	0.00	83,592.00	100,771.00	546,673,611.30	Yes	No
IMPERIAL	BRAWLEY ELEMENTARY	57/63073-00-002	Modernization	G	6/25/2015	4/24/2019	0.00	0.00	469,748.00	469,748.00	547,143,359.30	Yes	No
SACRAMENTO	SACRAMENTO CITY UNIFIED	54/67439-00-008	Charter	S	6/5/2017	5/2/2019	0.00	212,228.00	212,228.00	424,456.00	547,567,815.30	Yes	No
LOS ANGELES	LOS ANGELES UNIFIED	54/64733-00-102	Charter	S	6/11/2017	5/2/2019	0.00	7,441,670.00	7,441,670.00	14,883,340.00	562,451,155.30	Yes	Yes
TULARE	LINDSAY UNIFIED	57/71993-00-006	Modernization	G	7/18/2014	5/22/2019	1,086,994.00	0.00	1,630,935.00	2,717,929.00	565,169,084.30	Yes	No
TULARE	LINDSAY UNIFIED	57/71993-00-007	Modernization	G	7/18/2014	5/22/2019	0.00	0.00	1,786,615.00	1,786,615.00	566,955,699.30	Yes	No
TULARE	LINDSAY UNIFIED	57/71993-00-008	Modernization	G	7/18/2014	5/22/2019	1,027,429.00	0.00	1,541,144.00	2,568,573.00	569,524,272.30	Yes	No
SAN JOAQUIN	RIPON UNIFIED	57/68650-00-003	Modernization	G	10/23/2014	5/22/2019	0.00	0.00	517,128.00	517,128.00	570,041,400.30	Yes	No
LOS ANGELES	TEMPLE CITY UNIFIED	57/65052-00-010	Modernization	G	6/26/2015	5/22/2019	0.00	0.00	2,013,203.00	2,013,203.00	572,054,603.30	No	No
ORANGE	IRVINE UNIFIED	50/73650-00-024	New Construction	G	7/22/2015	5/22/2019	0.00	0.00	497,281.00	497,281.00	572,551,884.30	Yes	No
ORANGE	IRVINE UNIFIED	50/73650-00-025	New Construction	G	7/22/2015	5/22/2019	0.00	0.00	545,953.00	545,953.00	573,097,837.30	Yes	No
LOS ANGELES	CULVER CITY UNIFIED	57/64444-00-011	Modernization	G	7/27/2015	5/22/2019	0.00	0.00	713,588.00	713,588.00	573,811,425.30	Yes	No
SAN MATEO	SEQUOIA UNION HIGH	50/69062-01-006	New Construction	G	7/29/2015	5/22/2019	0.00	0.00	2,350,683.00	2,350,683.00	576,162,108.30	Yes	No
MONTEREY	ALISAL UNION	50/65961-00-009	New Construction	G	7/30/2015	5/22/2019	0.00	0.00	728,113.00	728,113.00	576,890,221.30	Yes	No
SOLANO	SOLANO COUNTY OFFICE OF EDUCATION	50/10488-00-029	New Construction	G	8/3/2015	5/22/2019	879,653.50	0.00	879,653.50	1,759,307.00	578,649,528.30	No	No
RIVERSIDE	PALM SPRINGS UNIFIED	50/67173-00-004	New Construction	G	8/3/2015	5/22/2019	0.00	0.00	902,970.00	902,970.00	579,552,498.30	Yes	No
VENTURA	OXNARD UNION HIGH	50/72546-00-001	New Construction	G	8/3/2015	5/22/2019	0.00	0.00	13,679,589.00	13,679,589.00	593,232,087.30	Yes	No
SOLANO	SOLANO COUNTY OFFICE OF EDUCATION	57/10488-00-020	Modernization	G	8/3/2015	5/22/2019	202,522.00	0.00	303,783.00	506,305.00	593,738,392.30	No	No
SOLANO	SOLANO COUNTY OFFICE OF EDUCATION	57/10488-00-028	Modernization	G	8/3/2015	5/22/2019	98,562.00	0.00	147,843.00	246,405.00	593,984,797.30	No	No
ORANGE	IRVINE UNIFIED	50/73650-00-026	New Construction	G	8/5/2015	5/22/2019	0.00	0.00	1,267,906.00	1,267,906.00	595,252,703.30	Yes	No
ORANGE	IRVINE UNIFIED	50/73650-00-027	New Construction	G	8/5/2015	5/22/2019	0.00	0.00	1,140,512.00	1,140,512.00	596,393,215.30	Yes	No
SACRAMENTO	TWIN RIVERS UNIFIED	57/76505-00-041	Modernization	G	8/6/2015	5/22/2019	0.00	0.00	323,982.00	323,982.00	596,717,197.30	Yes	No
FRESNO	CLOVIS UNIFIED	57/62117-00-048	Modernization	G	8/7/2015	5/22/2019	0.00	0.00	1,271,328.00	1,271,328.00	597,988,525.30	Yes	No
LOS ANGELES	CULVER CITY UNIFIED	57/64444-00-012	Modernization	G	8/11/2015	5/22/2019	0.00	0.00	654,609.00	654,609.00	598,643,134.30	Yes	No
LOS ANGELES	DOWNNEY UNIFIED	50/64451-00-012	New Construction	G	8/12/2015	5/22/2019	0.00	0.00	221,014.00	221,014.00	598,864,148.30	Yes	No
MERCED	MERCED CITY ELEMENTARY	50/65771-00-017	New Construction	G	8/17/2015	5/22/2019	0.00	0.00	183,180.00	183,180.00	599,047,328.30	Yes	No
MERCED	MERCED CITY ELEMENTARY	50/65771-00-018	New Construction	G	8/17/2015	5/22/2019	0.00	0.00	282,564.00	282,564.00	599,329,892.30	Yes	No
MERCED	MERCED CITY ELEMENTARY	50/65771-00-019	New Construction	G	8/17/2015	5/22/2019	0.00	0.00	355,567.00	355,567.00	599,685,459.30	Yes	No
MERCED	MERCED CITY ELEMENTARY	50/65771-00-020	New Construction	G	8/17/2015	5/22/2019	0.00	0.00	5,952,067.00	5,952,067.00	605,637,526.30	Yes	No
FRESNO	SANGER UNIFIED	50/62414-00-015	New Construction	G	8/19/2015	5/22/2019	0.00	0.00	854,840.00	854,840.00	606,492,366.30	Yes	No
IMPERIAL	BRAWLEY ELEMENTARY	50/63073-00-001	New Construction	G	8/25/2015	5/22/2019	0.00	0.00	2,241,367.00	2,241,367.00	608,733,733.30	Yes	No
MARIN	LARKSPUR-CORTE MADERA	50/65367-00-001	New Construction	G	8/28/2015	5/22/2019	0.00	0.00	1,331,078.00	1,331,078.00	610,064,811.30	Yes	No
LOS ANGELES	POMONA UNIFIED	57/64907-00-026	Modernization	G	9/2/2015	5/22/2019	0.00	0.00	1,334,050.00	1,334,050.00	611,398,861.30	Yes	Yes
LOS ANGELES	POMONA UNIFIED	57/64907-00-027	Modernization	G	9/2/2015	5/22/2019	0.00	0.00	1,194,234.00	1,194,234.00	612,593,095.30	Yes	Yes
ALAMEDA	FREMONT UNIFIED	50/61176-00-005	New Construction	G	9/18/2015	5/22/2019	0.00	0.00	1,445,723.00	1,445,723.00	614,038,818.30	Yes	No
ALAMEDA	FREMONT UNIFIED	50/61176-00-006	New Construction	G	9/18/2015	5/22/2019	0.00	0.00	1,494,067.00	1,494,067.00	615,532,885.30	Yes	No
SANTA BARBARA	SANTA MARIA JOINT UNION HIGH	50/69310-00-006	New Construction	G	9/18/2015	5/22/2019	0.00	0.00	3,056,986.50	3,056,986.50	618,589,871.80	Yes	No
FRESNO	CLOVIS UNIFIED	50/62117-00-021	New Construction	G	9/22/2015	5/22/2019	0.00	0.00	12,225,281.00	12,225,281.00	630,815,152.80	Yes	No
ORANGE	NEWPORT-MESA UNIFIED	50/66597-00-019	New Construction	G	9/22/2015	5/22/2019	0.00	0.00	1,742,015.00	1,742,015.00	632,557,167.80	No	No
ORANGE	NEWPORT-MESA UNIFIED	57/66597-00-036	Modernization	G	9/22/2015	5/22/2019	0.00	0.00	725,699.00	725,699.00	633,282,866.80	No	No
SAN BERNARDINO	VICTOR ELEMENTARY	50/67918-00-010	New Construction	G	9/28/2015	5/22/2019	0.00	0.00	10,690,241.00	10,690,241.00	643,973,107.80	Yes	No
KERN	TAFT CITY ELEMENTARY	57/63800-00-005	Modernization	G	9/28/2015	5/22/2019	0.00	0.00	1,135,638.00	1,135,638.00	645,108,745.80	Yes	No
KERN	TAFT CITY ELEMENTARY	57/63800-00-006	Modernization	G	9/30/2015	5/22/2019	0.00	0.00	577,274.00	577,274.00	645,686,019.80	Yes	No
SAN DIEGO	GROSSMONT UNION HIGH	50/68130-12-007	New Construction	G	10/1/2015	5/22/2019	0.00	0.00	2,558,969.00	2,558,969.00	648,244,988.80	Yes	No
FRESNO	RIVERDALE JOINT UNIFIED	50/75408-00-001	New Construction	G	10/1/2015	5/22/2019	0.00	0.00	1,907,637.00	1,907,637.00	650,152,625.80	Yes	No
S													

Unfunded Approvals as of
May 22, 2019 SAB

County	School District	Application Number	Program	Approval	Received Date	SAB Unfunded Approval	Financial Hardship Apportionment	Loan	State Share	Total Apportionment	Cumulative Amount	Submitted Certification Letter May 2019	Grant Agreement Received as of 05/29/2019
TULARE	ALTA VISTA ELEMENTARY	57/71811-00-003	Modernization	D	10/2/2015	5/22/2019	117,012.00	0.00	185,189.00	302,201.00	650,815,797.80	Yes	No
LOS ANGELES	LOS ANGELES UNIFIED	54/64733-00-103	Charter	D	5/30/2017	5/22/2019	0.00	573,300.00	573,300.00	1,146,600.00	651,962,397.80	Yes	No
LOS ANGELES	LOS ANGELES UNIFIED	54/64733-00-103	Charter	S	5/30/2017	5/22/2019	0.00	7,767,000.00	7,767,000.00	15,534,000.00	667,496,397.80	Yes	No
ALAMEDA	OAKLAND UNIFIED	54/61259-00-004	Charter	G	11/16/2018	5/22/2019	0.00	6,192,639.10	6,192,639.10	12,385,278.20	679,881,676.00	Yes	No
ALAMEDA	OAKLAND UNIFIED	54/61259-13-003	Charter	G	11/16/2018	5/22/2019	0.00	877,948.60	877,948.60	1,755,897.20	681,637,573.20	Yes	No
ALAMEDA	OAKLAND UNIFIED	54/61259-13-004	Charter	G	11/16/2018	5/22/2019	0.00	599,181.80	599,181.80	1,198,363.60	682,835,936.80	Yes	No
KERN	MUROC JOINT UNIFIED	55/63685-00-001	Career Tech New Construction	G	1/29/2019	5/22/2019	0.00	0.00	3,000,000.00	3,000,000.00	685,835,936.80	Yes	No
KERN	MUROC JOINT UNIFIED	55/63685-00-002	Career Tech New Construction	G	1/29/2019	5/22/2019	0.00	0.00	3,000,000.00	3,000,000.00	688,835,936.80	Yes	No
SISKIYOU	SCOTT VALLEY UNIFIED	55/77645-00-001	Career Tech New Construction	G	2/7/2019	5/22/2019	0.00	0.00	500,000.00	500,000.00	689,335,936.80	Yes	No
SAN FRANCISCO	SAN FRANCISCO UNIFIED	59/68478-13-002	Career Tech Rehabilitation	G	2/7/2019	5/22/2019	0.00	0.00	1,433,437.00	1,433,437.00	690,769,373.80	Yes	No
MADERA	MADERA UNIFIED	55/65243-00-006	Career Tech New Construction	G	2/8/2019	5/22/2019	0.00	0.00	2,206,809.00	2,206,809.00	692,976,182.80	Yes	No
MADERA	MADERA UNIFIED	55/65243-00-007	Career Tech New Construction	G	2/8/2019	5/22/2019	0.00	0.00	697,962.00	697,962.00	693,674,144.80	Yes	No
TEHAMA	RED BLUFF JOINT UNION HIGH	55/71639-00-002	Career Tech New Construction	G	2/8/2019	5/22/2019	0.00	0.00	3,000,000.00	3,000,000.00	696,674,144.80	Yes	No
TULARE	LINDSAY UNIFIED	55/71993-00-002	Career Tech New Construction	G	2/8/2019	5/22/2019	0.00	0.00	3,000,000.00	3,000,000.00	699,674,144.80	Yes	No
MONTEREY	SOUTH MONTEREY COUNTY HIGH	59/66068-00-002	Career Tech Rehabilitation	G	2/8/2019	5/22/2019	0.00	0.00	1,500,000.00	1,500,000.00	701,174,144.80	Yes	No
LOS ANGELES	TORRANCE UNIFIED	55/65060-00-006	Career Tech New Construction	G	2/11/2019	5/22/2019	0.00	0.00	3,000,000.00	3,000,000.00	704,174,144.80	Yes	No
RIVERSIDE	PALM SPRINGS UNIFIED	55/67173-00-001	Career Tech New Construction	G	2/11/2019	5/22/2019	0.00	0.00	2,608,891.00	2,608,891.00	706,783,035.80	Yes	No
RIVERSIDE	PERRIS UNION HIGH	55/67207-00-004	Career Tech New Construction	G	2/11/2019	5/22/2019	0.00	0.00	3,000,000.00	3,000,000.00	709,783,035.80	Yes	No
RIVERSIDE	PERRIS UNION HIGH	55/67207-00-005	Career Tech New Construction	G	2/11/2019	5/22/2019	0.00	0.00	3,000,000.00	3,000,000.00	712,783,035.80	Yes	No
KERN	MUROC JOINT UNIFIED	51/63685-00-001	Facility Hardship	G	2/11/2019	5/22/2019	2,791,445.10	0.00	2,791,445.10	5,582,890.20	718,365,926.00	Yes	No
MARIN	NOVATO UNIFIED	55/65417-00-002	Career Tech New Construction	G	2/12/2019	5/22/2019	0.00	0.00	1,428,480.00	1,428,480.00	719,794,406.00	Yes	No
ORANGE	SANTA ANA UNIFIED	55/66670-00-003	Career Tech New Construction	G	2/12/2019	5/22/2019	0.00	0.00	3,000,000.00	3,000,000.00	722,794,406.00	No	No
FRESNO	KINGS CANYON JOINT UNIFIED	55/62265-00-003	Career Tech New Construction	G	2/13/2019	5/22/2019	0.00	0.00	388,061.00	388,061.00	723,182,467.00	Yes	No
LOS ANGELES	LOS ANGELES UNIFIED	55/64733-00-022	Career Tech New Construction	G	2/13/2019	5/22/2019	0.00	0.00	3,000,000.00	3,000,000.00	726,182,467.00	No	No
LOS ANGELES	LOS ANGELES UNIFIED	55/64733-00-026	Career Tech New Construction	G	2/13/2019	5/22/2019	0.00	0.00	2,834,843.00	2,834,843.00	729,017,310.00	Yes	No
SANTA CRUZ	SAN LORENZO VALLEY UNIFIED	55/69807-00-002	Career Tech New Construction	G	2/13/2019	5/22/2019	0.00	0.00	2,418,655.00	2,418,655.00	731,435,965.00	Yes	No
SANTA CRUZ	SAN LORENZO VALLEY UNIFIED	55/69807-00-003	Career Tech New Construction	G	2/13/2019	5/22/2019	0.00	0.00	2,420,583.00	2,420,583.00	733,856,548.00	Yes	No
LOS ANGELES	LOS ANGELES UNIFIED	59/64733-00-031	Career Tech Rehabilitation	G	2/13/2019	5/22/2019	0.00	0.00	1,147,372.00	1,147,372.00	735,003,920.00	No	No
SAN DIEGO	SAN DIEGO UNIFIED	59/68338-00-010	Career Tech Rehabilitation	G	2/13/2019	5/22/2019	0.00	0.00	388,562.00	388,562.00	735,392,482.00	Yes	No
SAN DIEGO	SAN DIEGO UNIFIED	59/68338-00-015	Career Tech Rehabilitation	G	2/13/2019	5/22/2019	0.00	0.00	1,500,000.00	1,500,000.00	736,892,482.00	Yes	No
ALAMEDA	CASTRO VALLEY UNIFIED	55/61150-00-001	Career Tech New Construction	G	2/14/2019	5/22/2019	0.00	0.00	2,889,208.00	2,889,208.00	739,781,690.00	Yes	No
FRESNO	CLOVIS UNIFIED	55/62117-00-013	Career Tech New Construction	G	2/14/2019	5/22/2019	0.00	0.00	890,041.00	890,041.00	740,671,731.00	Yes	No
FRESNO	FRESNO UNIFIED	55/62166-00-010	Career Tech New Construction	G	2/14/2019	5/22/2019	0.00	0.00	3,000,000.00	3,000,000.00	743,671,731.00	Yes	No
LOS ANGELES	CENTINELA VALLEY UNION HIGH	55/64352-00-005	Career Tech New Construction	G	2/14/2019	5/22/2019	0.00	0.00	2,029,092.00	2,029,092.00	745,700,823.00	Yes	No
LOS ANGELES	WILLIAM S. HART UNION HIGH	55/65136-00-002	Career Tech New Construction	G	2/14/2019	5/22/2019	0.00	0.00	1,788,577.00	1,788,577.00	747,489,400.00	Yes	No
MERCED	HILLMAR UNIFIED	55/65698-00-001	Career Tech New Construction	G	2/14/2019	5/22/2019	0.00	0.00	861,580.00	861,580.00	748,350,980.00	Yes	No
NAPA	NAPA VALLEY UNIFIED	55/66266-00-005	Career Tech New Construction	G	2/14/2019	5/22/2019	0.00	0.00	1,680,213.00	1,680,213.00	750,031,193.00	Yes	No
NAPA	NAPA VALLEY UNIFIED	55/66266-00-006	Career Tech New Construction	G	2/14/2019	5/22/2019	0.00	0.00	3,000,000.00	3,000,000.00	753,031,193.00	Yes	No
RIVERSIDE	MORENO VALLEY UNIFIED	55/67124-00-001	Career Tech New Construction	G	2/14/2019	5/22/2019	0.00	0.00	3,000,000.00	3,000,000.00	756,031,193.00	Yes	No
TEHAMA	CORNING UNION HIGH	55/71506-00-001	Career Tech New Construction	G	2/14/2019	5/22/2019	0.00	0.00	676,660.00	676,660.00	756,707,853.00	Yes	No
VENTURA	FILLMORE UNIFIED	55/72454-00-002	Career Tech New Construction	G	2/14/2019	5/22/2019	0.00	0.00	3,000,000.00	3,000,000.00	759,707,853.00	Yes	No
YUBA	WHEATLAND UNION HIGH	55/72769-00-001	Career Tech New Construction	G	2/14/2019	5/22/2019	0.00	0.00	2,995,859.00	2,995,859.00	762,703,712.00	Yes	No
ORANGE	IRVINE UNIFIED	55/73650-00-005	Career Tech New Construction	G	2/14/2019	5/22/2019	0.00	0.00	3,000,000.00	3,000,000.00	765,703,712.00	Yes	No
FRESNO	FIREBAUGH-LAS DELTAS UNIFIED	55/73809-00-002	Career Tech New Construction	G	2/14/2019	5/22/2019	0.00	0.00	2,193,832.00	2,193,832.00	767,897,544.00	Yes	No
MADERA	GOLDEN VALLEY UNIFIED	55/75580-00-004	Career Tech New Construction	G	2/14/2019	5/22/2019	0.00	0.00	234,891.00	234,891.00	768,132,435.00	Yes	No
MADERA	GOLDEN VALLEY UNIFIED	55/75580-00-005	Career Tech New Construction	G	2/14/2019	5/22/2019	0.00	0.00	3,000,000.00	3,000,000.00	771,132,435.00	Yes	No
LOS ANGELES	WISEBURN UNIFIED	55/76869-00-001	Career Tech New Construction	G	2/14/2019	5/22/2019	0.00	0.00	130,269.00	130,269.00	771,262,704.00	Yes	No
LOS ANGELES	WISEBURN UNIFIED	55/76869-00-002	Career Tech New Construction	G	2/14/2019	5/22/2019	0.00	0.00	113,376.00	113,376.00	771,376,080.00	Yes	No
LOS ANGELES	WISEBURN UNIFIED	55/76869-00-003	Career Tech New Construction	G	2/14/2019	5/22/2019	0.00	0.00	555,286.00	555,286.00	771,931,366.00	Yes	No
LOS ANGELES	WISEBURN UNIFIED	55/76869-00-004	Career Tech New Construction	G	2/14/2019	5/22/2019	0.00	0.00	829,096.00	829,096.00	772,760,462.00	Yes	No
BUTTE	CHICO UNIFIED	55/61424-00-006	Career Tech New Construction	G	2/14/2019	5/22/2019	0.00	0.00	748,639.00	748,639.00	773,509,101.00	No	No
BUTTE	CHICO UNIFIED	59/61424-00-008	Career Tech Rehabilitation	G	2/14/2019	5/22/2019	0.00	0.00	363,922.00	363,922.00	773,873,023.00	Yes	No
FRESNO	FRESNO UNIFIED	59/62166-00-005	Career Tech Rehabilitation	G	2/14/2019	5/22/2019	0.00	0.00	848,442.00	848,442.00	774,721,465.00	Yes	No
LOS ANGELES	LYNWOOD UNIFIED	59/64774-00-001	Career Tech Rehabilitation	G	2/14/2019	5/22/2019	0.00	0.00	248,946.00	248,946.00	774,970,411.00	Yes	No
RIVERSIDE	ALVORD UNIFIED	59/66977-00-001	Career Tech Rehabilitation	G	2/14/2019	5/22/2019	0.00	0.00	1,499,528.00	1,499,528.00	776,469,939.00	Yes	No
SACRAMENTO	SAN JUAN UNIFIED	59/67447-00-003	Career Tech Rehabilitation	G	2/14/2019	5/22/2019	0.00	0.00	1,500,000.00	1,500,000.00	777,969,939.00	Yes	No
FRESNO	FIREBAUGH-LAS DELTAS UNIFIED	59/73809-00-003	Career Tech Rehabilitation	G	2/14/2019	5/22/2019	0.00	0.00	2,293,128.00	2,293,128.00	780,263,067.00	Yes	No
FRESNO	CLOVIS UNIFIED	55/62117-00-014	Career Tech New Construction	G	2/14/2019	5/22/2019	0.00	0.00	1,698,156.00	1,698,156.00	781,961,223.00	Yes	No
FRESNO	FOWLER UNIFIED	55/62158-00-001	Career Tech New Construction	G	2/15/2019	5/22/2019	0.00	0.00	805,777.00	805,777.00	782,767,000.00	Yes	No
KERN	KERN HIGH	55/63529-00-018	Career Tech New Construction	G	2/15/2019	5/22/2019	0.00	0.00	1,040,424.00	1,040,424.00	783,807,424.00	No	No
KERN	KERN HIGH	55/63529-00-019	Career Tech New Construction	G	2/15/2019	5/22/2019	0.00	0.00	428,790.00	428,790.00	784,236,214.00	Yes	No
LOS ANGELES	LONG BEACH UNIFIED	55/64725-00-006	Career Tech New Construction	G	2/15/2019	5/22/2019	0.00	0.00	1,985,450.00	1,985,450.00	786,221,664.00	Yes	No
LOS ANGELES	LONG BEACH UNIFIED	55/64725-00-007	Career Tech New Construction	G	2/15/2019	5/22/2019	0.00	0.00	1,388,977.00	1,388,977.00	787,610,641.00	Yes	No
LOS ANGELES	LONG BEACH UNIFIED	55/64725-00-008	Career Tech New Construction	G	2/15/2019	5/22/2019	0.00	0.00	1,362,735.00	1,362,735.00	788,973,376.00	Yes	No
PLACER	TAHOE-TRUCKEE UNIFIED	55/66944-00-003	Career Tech New Construction	G	2/15/2019	5/22/2019	0.00	0.00	939,576.00	939,576.00	789,912,952.00	Yes	No
RIVERSIDE	BANNING UNIFIED	55/66985-00-002	Career Tech New Construction	G	2/15/2019	5/22/2019	0.00	0.00	3,000,000.00	3,000,000.00	792,912,952.00	Yes	No
SACRAMENTO	ELK GROVE UNIFIED	55/67314-00-007	Career Tech New Construction	G	2/15/2019	5/22/2019	0.00	0.00	2,999,936.00	2,999,936.00	795,912,888.00	Yes	No
SACRAMENTO	ELK GROVE UNIFIED	55/67314-00-010	Career Tech New Construction	G	2/15/2019	5/22/2019	0.00	0.00	2,364,422.00	2,364,422.00	798,277,310.00	Yes	No
SACRAMENTO	ELK GROVE UNIFIED	55/67314-00-011	Career Tech New Construction	G	2/15/2019	5/22/2019	0.00	0.00	1,375,807.00	1,375,807.00	799,653,117.00	Yes	No
SACRAMENTO	ELK GROVE UNIFIED	55/67314-00-012	Career Tech New Construction	G	2/15/2019	5/22/2019	0.00	0.00	1,878,148.00	1,878,148.00	801,531,265.00	Yes	No
RIVERSIDE	VAL VERDE UNIFIED	55/75242-02-002	Career Tech New Construction	G	2/15/2019	5/22/2019	0.00	0.00	239,941.00	239,941.00	801,771,206.00	Yes	No
FRESNO	CARUTHERS UNIFIED	55/75598-00-001	Career Tech New Construction	G	2/15/2019	5/22/2019	0.00	0.00	1,551,155.00	1,551,155.00	803,322,361.00	Yes	No
ALAMEDA	OAKLAND UNIFIED	59/61259-00-002	Career Tech Rehabilitation	G	2/15/2019	5/22/2019	0.00	0.00	1,500,000.00				

Unfunded Approvals as of
May 22, 2019 SAB

County	School District	Application Number	Program	Approval	Received Date	SAB Unfunded Approval	Financial Hardship Apportionment	Loan	State Share	Total Apportionment	Cumulative Amount	Submitted Certification Letter May 2019	Grant Agreement Received as of 05/29/2019
FRESNO	GOLDEN PLAINS UNIFIED	59/75234-00-002	Career Tech Rehabilitation	G	2/15/2019	5/22/2019	0.00	0.00	701,415.00	701,415.00	807,781,774.00	Yes	No
LOS ANGELES	GLENDALE UNIFIED	55/64568-00-001	Career Tech New Construction	G	2/20/2019	5/22/2019	0.00	0.00	3,000,000.00	3,000,000.00	810,781,774.00	Yes	No
Total							16,442,222.29	29,503,851.75	764,835,699.96	810,781,774.00			

*This Unfunded List (Lack of AB 55 Loans) includes \$44 million for 15 projects for Charter School Facilities Program Preliminary Apportionments for Design and Site Funding.

Unfunded Charter Preliminary
As of May 22, 2019 SAB

County	School District	Application Number	Program	Approval	Received Date	SAB Date	Financial Hardship Apportionment	Loan	State Share	Total Apportionment	Prop. 47	Prop. 55	Prop. 1D	Prop. 51
Unfunded Charter PA's														
BUTTE	CHICO UNIFIED	54/61424-00-005	Charter	P	4/1/2014	4/15/2015	0.00	249,318.00	249,318.00	498,636.00	0.00	0.00	498,636.00	0.00
SONOMA	SANTA ROSA HIGH	54/70920-00-004	Charter	P	4/1/2014	4/15/2015	0.00	4,603,432.50	4,603,432.50	9,206,865.00	0.00	0.00	9,206,865.00	0.00
SONOMA	SANTA ROSA HIGH	54/70920-00-003	Charter	P	4/3/2014	4/15/2015	0.00	319,127.40	319,127.40	638,254.80	0.00	0.00	638,254.80	0.00
SANTA CLARA	ALUM ROCK UNION ELEMENTARY	54/69369-00-002	Charter	P	5/30/2014	4/15/2015	0.00	3,963,237.30	3,963,237.30	7,926,474.60	0.00	0.00	7,926,474.60	0.00
ALAMEDA	OAKLAND UNIFIED	54/61259-13-002	Charter	P	5/28/2014	5/27/2015	0.00	2,916,055.40	2,916,055.40	5,832,110.80	0.00	0.00	5,832,110.80	0.00
ALAMEDA	OAKLAND UNIFIED	54/61259-13-002	Charter	P	5/28/2014	8/26/2015	0.00	8,558,059.50	8,558,059.50	17,116,119.00	0.00	0.00	17,116,119.00	0.00
SANTA CLARA	ALUM ROCK UNION ELEMENTARY	54/69369-00-003	Charter	P	5/30/2014	12/9/2015	0.00	231,079.95	231,079.95	462,159.90	0.00	10,660.00	451,499.90	0.00
SAN DIEGO	SAN DIEGO UNIFIED	54/68338-00-003	Charter	P	5/18/2017	1/24/2018	0.00	0.00	5,223,938.40	5,223,938.40	0.00	0.00	0.00	5,223,938.40
SAN DIEGO	SAN DIEGO UNIFIED	54/68338-00-005	Charter	P	5/18/2017	1/24/2018	0.00	0.00	1,852,054.20	1,852,054.20	0.00	0.00	0.00	1,852,054.20
ALAMEDA	OAKLAND UNIFIED	54/61259-09-008	Charter	P	5/26/2017	1/24/2018	0.00	1,109,148.30	1,109,148.30	2,218,296.60	0.00	0.00	2,218,296.60	0.00
ALAMEDA	OAKLAND UNIFIED	54/61259-09-009	Charter	P	5/26/2017	1/24/2018	0.00	11,544,660.00	11,544,660.00	23,089,320.00	0.00	0.00	23,089,320.00	0.00
SANTA BARBARA	LOMPOC UNIFIED	54/69229-00-001	Charter	P	6/1/2017	1/24/2018	0.00	135,120.30	331,062.30	466,182.60	0.00	0.00	466,182.60	0.00
SAN DIEGO	SAN DIEGO UNIFIED	54/68338-00-006	Charter	P	6/2/2017	1/24/2018	0.00	0.00	23,036,581.80	23,036,581.80	0.00	0.00	0.00	23,036,581.80
SAN DIEGO	SAN DIEGO UNIFIED	54/68338-00-007	Charter	P	6/2/2017	1/24/2018	0.00	0.00	11,742,390.90	11,742,390.90	0.00	0.00	0.00	11,742,390.90
ALAMEDA	OAKLAND UNIFIED	54/61259-00-006	Charter	P	6/5/2017	1/24/2018	0.00	9,842,314.50	9,842,314.50	19,684,629.00	0.00	0.00	19,684,629.00	0.00
ALAMEDA	OAKLAND UNIFIED	54/61259-09-006	Charter	P	6/5/2017	1/24/2018	0.00	2,139,365.70	2,139,365.70	4,278,731.40	0.00	0.00	4,278,731.40	0.00
ALAMEDA	OAKLAND UNIFIED	54/61259-09-007	Charter	P	6/5/2017	1/24/2018	0.00	4,610,634.30	4,610,634.30	9,221,268.60	0.00	0.00	9,221,268.60	0.00
ALAMEDA	OAKLAND UNIFIED	54/61259-09-010	Charter	P	6/5/2017	1/24/2018	0.00	1,801,854.90	1,801,854.90	3,603,709.80	0.00	0.00	3,603,709.80	0.00
ALAMEDA	OAKLAND UNIFIED	54/61259-09-011	Charter	P	6/5/2017	1/24/2018	0.00	19,352,563.20	19,352,563.20	38,705,126.40	0.00	0.00	38,705,126.40	0.00
ALAMEDA	OAKLAND UNIFIED	54/61259-13-005	Charter	P	6/5/2017	1/24/2018	0.00	626,722.20	626,722.20	1,253,444.40	0.00	0.00	1,253,444.40	0.00
ALAMEDA	OAKLAND UNIFIED	54/61259-13-006	Charter	P	6/5/2017	1/24/2018	0.00	3,037,278.60	3,037,278.60	6,074,557.20	0.00	0.00	6,074,557.20	0.00
CONTRA COSTA	WEST CONTRA COSTA UNIFIED	54/61796-04-001	Charter	P	6/5/2017	1/24/2018	0.00	6,658,852.50	6,658,852.50	13,317,705.00	0.00	0.00	13,317,705.00	0.00
CONTRA COSTA	WEST CONTRA COSTA UNIFIED	54/61796-04-002	Charter	P	6/5/2017	1/24/2018	0.00	5,037,607.80	5,037,607.80	10,075,215.60	0.00	0.00	10,075,215.60	0.00
MARIPOSA	MARIPOSA COUNTY UNIFIED	54/65532-00-001	Charter	P	6/5/2017	1/24/2018	0.00	0.00	1,092,709.80	1,092,709.80	0.00	0.00	1,092,709.80	0.00
SACRAMENTO	SAN JUAN UNIFIED	54/67447-00-005	Charter	P	6/5/2017	1/24/2018	0.00	0.00	5,974,846.20	5,974,846.20	0.00	0.00	5,974,846.20	0.00
TULARE	VISALIA UNIFIED	54/72256-00-001	Charter	P	6/5/2017	1/24/2018	0.00	3,378,707.10	3,378,707.10	6,757,414.20	0.00	0.00	6,757,414.20	0.00
TULARE	VISALIA UNIFIED	54/72256-00-002	Charter	P	6/5/2017	1/24/2018	0.00	5,195,620.80	5,195,620.80	10,391,241.60	0.00	0.00	10,391,241.60	0.00
TULARE	VISALIA UNIFIED	54/72256-00-003	Charter	P	6/5/2017	1/24/2018	0.00	2,169,537.30	2,169,537.30	4,339,074.60	0.00	0.00	4,339,074.60	0.00
TULARE	VISALIA UNIFIED	54/72256-00-004	Charter	P	6/5/2017	1/24/2018	0.00	753,290.10	753,290.10	1,506,580.20	0.00	0.00	1,506,580.20	0.00
SAN DIEGO	SAN DIEGO UNIFIED	54/68338-00-004	Charter	P	5/18/2017	2/28/2018	0.00	0.00	5,649,357.60	5,649,357.60	0.00	0.00	5,649,357.60	0.00
SOLANO	VALLEJO CITY UNIFIED	54/70581-00-006	Charter	P	5/22/2016	2/28/2018	0.00	13,277,356.90	13,277,356.90	26,554,713.80	590,900.00	2,315,550.00	12,651,864.00	10,996,399.80
SOLANO	VALLEJO CITY UNIFIED	54/70581-00-007	Charter	P	5/22/2016	2/28/2018	0.00	452,842.20	452,842.20	905,684.40	0.00	0.00	905,684.40	0.00
ALAMEDA	OAKLAND UNIFIED	54/61259-12-005	Charter	P	5/26/2017	2/28/2018	0.00	1,673,397.00	1,673,397.00	3,346,794.00	0.00	0.00	3,346,794.00	0.00
ALAMEDA	OAKLAND UNIFIED	54/61259-12-006	Charter	P	5/26/2017	2/28/2018	0.00	1,701,603.00	1,701,603.00	3,403,206.00	0.00	0.00	3,403,206.00	0.00
SACRAMENTO	NATOMAS UNIFIED	54/75283-00-008	Charter	P	5/26/2017	2/28/2018	0.00	0.00	2,573,846.10	2,573,846.10	0.00	0.00	2,573,846.10	0.00
LOS ANGELES	LOS ANGELES UNIFIED	54/64733-00-101	Charter	P	6/2/2017	2/28/2018	0.00	13,850,962.20	13,850,962.20	27,701,924.40	0.00	0.00	27,701,924.40	0.00
ALAMEDA	OAKLAND UNIFIED	54/61259-00-011	Charter	P	6/2/2017	2/28/2018	0.00	9,184,988.70	9,184,988.70	18,369,977.40	0.00	0.00	18,369,977.40	0.00
SAN DIEGO	SAN DIEGO UNIFIED	54/68338-00-008	Charter	P	6/2/2017	2/28/2018	0.00	0.00	15,156,028.80	15,156,028.80	0.00	0.00	15,156,028.80	0.00
SANTA CLARA	MORGAN HILL UNIFIED	54/69583-00-002	Charter	P	6/5/2017	2/28/2018	0.00	6,209,740.80	6,209,740.80	12,419,481.60	0.00	0.00	12,419,481.60	0.00
SAN DIEGO	CAJON VALLEY UNION ELEMENTARY	54/67991-00-002	Charter	P	6/5/2017	2/28/2018	0.00	2,365,949.70	2,365,949.70	4,731,899.40	0.00	0.00	4,731,899.40	0.00
SAN DIEGO	CAJON VALLEY UNION ELEMENTARY	54/67991-00-003	Charter	P	6/5/2017	2/28/2018	0.00	1,567,601.10	1,567,601.10	3,135,202.20	0.00	0.00	3,135,202.20	0.00
SANTA CLARA	EAST SIDE UNION HIGH	54/69427-00-005	Charter	P	6/5/2017	2/28/2018	0.00	13,973,119.20	13,973,119.20	27,946,238.40	0.00	0.00	27,946,238.40	0.00
SANTA CLARA	EAST SIDE UNION HIGH	54/69427-00-006	Charter	P	6/5/2017	2/28/2018	0.00	246,867.30	246,867.30	493,734.60	0.00	0.00	493,734.60	0.00
SAN DIEGO	CAJON VALLEY UNION ELEMENTARY	54/67991-00-001	Charter	P	6/5/2017	2/28/2018	0.00	4,381,450.20	4,381,450.20	8,762,900.40	0.00	0.00	8,762,900.40	0.00
ALAMEDA	OAKLAND UNIFIED	54/61259-00-010	Charter	P	6/5/2017	2/28/2018	0.00	10,227,982.50	10,227,982.50	20,455,965.00	0.00	0.00	20,455,965.00	0.00
SACRAMENTO	SAN JUAN UNIFIED	54/67447-00-006	Charter	P	6/5/2017	2/28/2018	0.00	0.00	5,701,526.10	5,701,526.10	0.00	0.00	5,701,526.10	0.00
SAN BERNARDINO	SAN BERNARDINO CITY UNIFIED	54/67876-00-004	Charter	P	6/5/2017	2/28/2018	0.00	2,064,591.00	2,064,591.00	4,129,182.00	0.00	0.00	4,129,182.00	0.00
SACRAMENTO	SACRAMENTO CITY UNIFIED	54/67439-00-007	Charter	P	6/5/2017	2/28/2018	0.00	5,049,542.70	5,049,542.70	10,099,085.40	0.00	0.00	10,099,085.40	0.00
SACRAMENTO	SACRAMENTO CITY UNIFIED	54/67439-00-008	Charter	P	6/5/2017	2/28/2018	0.00	6,288,725.20	6,288,725.20	12,577,450.40	0.00	0.00	12,577,450.40	0.00
SOLANO	VALLEJO CITY UNIFIED	54/70581-00-004	Charter	P	5/22/2017	05/23/2018	0.00	200,755.80	200,755.80	401,511.60	401,511.60	0.00	0.00	0.00
SOLANO	VALLEJO CITY UNIFIED	54/70581-00-005	Charter	P	5/22/2017	05/23/2018	0.00	8,001,594.70	8,001,594.70	16,003,189.40	2,076,164.03	6,036,845.61	7,820,113.01	70,066.75
LOS ANGELES	LOS ANGELES UNIFIED	54/64733-00-102	Charter	P	6/1/2017	05/23/2018	0.00	5,109,828.80	5,109,828.80	10,219,657.60	0.00	0.00	10,219,657.60	0.00
SAN JOAQUIN	TRACY JOINT UNIFIED	54/75499-00-005	Charter	P	6/5/2017	05/23/2018	0.00	0.00	2,341,304.10	4,682,608.20	900,000.00	839,855.10	601,449.00	0.00
ALAMEDA	HAYWARD UNIFIED	54/61192-02-003	Charter	P	6/5/2017	10/24/2018	0.00	7,006,307.40	7,006,307.40	14,012,614.80	0.00	0.00	14,012,614.80	0.00
ALAMEDA	HAYWARD UNIFIED	54/61192-02-004	Charter	P	6/5/2017	10/24/2018	0.00	4,550,241.60	4,550,241.60	9,100,483.20	0.00	0.00	9,100,483.20	0.00
ALAMEDA	SAN LORENZO UNIFIED	54/61309-00-003	Charter	P	6/5/2017	12/11/2018	0.00	7,608,998.60	7,608,998.60	15,217,997.20	0.00	0.00	15,217,997.20	0.00
SACRAMENTO	SAN JUAN UNIFIED	54/67447-00-007	Charter	P	6/5/2017	12/11/2018	0.00	0.00	3,855,763.80	3,855,763.80	0.00	0.00	3,855,763.80	0.00
LOS ANGELES	LOS ANGELES UNIFIED	54/64733-00-103	Charter	P	5/30/2017	5/22/2019	0.00	5,159,700.00	5,159,700.00	10,319,400.00	668,718.00	3,954,930.00	5,695,752.00	0.00
Total							0.00	228,387,734.25	312,784,024.05	541,171,758.30	4,637,293.63	13,157,840.71	124,325,185.21	399,051,438.75

INFORMATION ITEM

SCHOOL FACILITY PROGRAM OFFICE OF PUBLIC SCHOOL CONSTRUCTION FUNDING WORKLOAD LISTING (Applications Received Through May 31, 2019)

The New Construction and Modernization projects on this list represent completed applications awaiting the Office of Public School Construction (OPSC) processing and scheduling to the State Allocation Board.

This list includes future workload that is identified as:

- Pending reflects workload that has been processed by OPSC but awaiting further information/ Documentation from the district.
- Reviewing reflects currently being processed by OPSC.

Pursuant to SFP Regulation Section 1859.95.1, this list also includes applications that were received, but not reviewed by OPSC. This list is presented to the State Allocation Board for acknowledgement.

This list is also available on the Internet (link below) and is updated on the first and third Fridays of each month.
www.dgs.ca.gov/OPSC/Resources

SFP APPLICATIONS
New Construction and Charter School Facilities Program
- Workload as of May 31, 2019 -

District	County	Site Name	Application Number	OPSC Date Received	Estimated State Grant (a)	Financial Hardship (b)	Notification Occurred**
Island Union Elementary	Kings	Island Elementary	50/63933-00-001	04/24/14	\$ 5,935,897	\$ 5,935,897	
Raisin City Elementary	Fresno	Raisin City Elementary	50/62380-00-001	03/10/16	\$ 3,535,707	\$ 3,535,707	2/4/2019
Visalia Unified	Tulare	New Visalia Middle	50/72256-00-029	03/29/16	\$ 15,096,058	\$ -	2/4/2019
Porterville Unified	Tulare	Bellevue Elementary	50/75523-00-007	03/29/16	\$ 3,236,061	\$ -	2/4/2019
Sequoia Union High	San Mateo	Sequoia High	50/69062-01-011	04/05/16	\$ 453,283	\$ -	2/4/2019
Sequoia Union High	San Mateo	Carlmont High	50/69062-01-010	04/06/16	\$ 5,162,761	\$ -	2/4/2019
Clay Joint Elementary	Fresno	Clay Elementary	50/62109-00-002	04/11/16	\$ 28,870	\$ 28,870	2/4/2019
Natomas Unified	Sacramento	Natomas Star Academy Charter	50/75283-00-015	04/12/16	\$ 8,792,567	\$ -	2/4/2019
San Ramon Valley Unified	Contra Costa	Dougherty Valley High	50/61804-02-011	04/14/16	\$ 4,048,034	\$ -	2/4/2019
Sanger Unified	Fresno	John Wash	50/62414-00-017	04/25/16	\$ 2,221,535	\$ -	2/4/2019
Downey Unified	Los Angeles	Warren High	50/64451-00-013	04/25/16	\$ 1,390,932	\$ -	2/4/2019
San Ramon Valley Unified	Contra Costa	Bella Vista Elementary	50/61804-02-010	05/06/16	\$ 10,890,387	\$ -	2/4/2019
Chaffey Joint Union High	San Bernardino	Chaffey High	50/67652-00-020	05/12/16	\$ 13,256,842	\$ -	2/4/2019
Irvine Unified	Orange	Portola Springs Elementary	50/73650-00-028	06/01/16	\$ 1,421,676	\$ -	2/4/2019
Santa Rita Union Elementary	Monterey	Kantro K-8 Site	50/66191-00-008	06/02/16	\$ 1,110,400	\$ 1,110,400	2/4/2019
Santa Rita Union Elementary	Monterey	Sbrana K-5 Site	50/66191-00-009	06/02/16	\$ 721,760	\$ 721,760	2/4/2019
Sequoia Union High	San Mateo	Sequoia High	50/69062-01-012	06/28/16	\$ 6,806,310	\$ -	2/4/2019
Santa Rita Union Elementary	Monterey	Bolsa Knolls Middle	50/66191-00-010	07/01/16	\$ 1,806,969	\$ 1,806,969	2/4/2019
Sequoia Union High	San Mateo	Menlo-Atherton High	50/69062-01-007	07/14/16	\$ 5,589,541	\$ -	2/4/2019
Alisal Union	Monterey	Frank Paul Elementary	50/65961-00-010	07/18/16	\$ 3,651,342	\$ -	2/4/2019
Atwater Elementary	Merced	Thomas Olaeta Elementary	50/65631-00-003	07/22/16	\$ 294,744	\$ -	2/4/2019
Atwater Elementary	Merced	Shaffer Elementary	50/65631-00-004	07/22/16	\$ 315,430	\$ -	2/4/2019
Elk Grove Unified	Sacramento	Laguna Ridge North Elementary	50/67314-00-046	07/22/16	\$ 14,169,483	\$ -	2/4/2019
Bonsall Unified	San Diego	Norman L. Sullivan Middle	50/76851-00-001	07/22/16	\$ 3,649,982	\$ -	2/4/2019
William S. Hart Union High	Los Angeles	Canyon High	50/65136-00-011	07/25/16	\$ 2,169,718	\$ -	2/4/2019
Fresno Unified	Fresno	Figarden Elementary	50/62166-00-031	07/27/16	\$ 5,565,448	\$ -	2/4/2019
Irvine Unified	Orange	Cypress Village Elementary	50/73650-00-029	08/01/16	\$ 876,147	\$ -	2/4/2019
Irvine Unified	Orange	PA 5B Elementary	50/73650-00-030	08/01/16	\$ 49,184,798	\$ -	2/4/2019
Temple City Unified	Los Angeles	Temple City High	50/65052-00-003	08/02/16	\$ 4,985,620	\$ -	2/4/2019
Palm Springs Unified	Riverside	Katherine Finch Elementary	50/67173-00-006	08/03/16	\$ 419,780	\$ -	2/4/2019
Palm Springs Unified	Riverside	Landau Elementary	50/67173-00-007	08/03/16	\$ 1,735,747	\$ -	2/4/2019
Palm Springs Unified	Riverside	Rio Vista Elementary	50/67173-00-008	08/03/16	\$ 319,070	\$ -	2/4/2019
Palm Springs Unified	Riverside	Sunny Sands Elementary	50/67173-00-009	08/03/16	\$ 773,042	\$ -	2/4/2019
Palm Springs Unified	Riverside	Cabot Yerxa Elementary	50/67173-00-010	08/03/16	\$ 356,574	\$ -	2/4/2019
Palm Springs Unified	Riverside	Cathedral City Elementary	50/67173-00-011	08/03/16	\$ 695,316	\$ -	2/4/2019
Palm Springs Unified	Riverside	Bella Vista Elementary	50/67173-00-012	08/03/16	\$ 531,104	\$ -	2/4/2019
Perris Elementary	Riverside	Clearwater Elementary	50/67199-00-012	08/05/16	\$ 13,608,405	\$ -	2/4/2019
Bakersfield City Elementary	Kern	Voorhies Elementary	50/63321-00-030	08/11/16	\$ 3,229,377	\$ -	2/4/2019
Azusa Unified	Los Angeles	Ellington (Alice M.) Elementary	50/64279-00-001	08/11/16	\$ 70,113	\$ -	2/4/2019
Fairfield-Suisun Unified	Solano	Public Safety Academy	50/70540-00-026	08/11/16	\$ 1,885,017	\$ -	2/4/2019
Palm Springs Unified	Riverside	Two Bunch Palms Elementary	50/67173-00-013	08/12/16	\$ 334,328	\$ -	3/5/2019
Panama-Buena Vista Union	Kern	Sing Lum Elementary	50/63362-00-040	08/15/16	\$ 8,988,375	\$ -	3/5/2019
Etiwanda Elementary	San Bernardino	Elementary #13	50/67702-00-015	08/15/16	\$ 15,179,007	\$ -	3/5/2019
Guadalupe Union Elementary	Santa Barbara	New Middle	50/69203-00-001	08/15/16	\$ 9,470,146	\$ 9,470,146	3/5/2019
Natomas Unified	Sacramento	Bannon Creek Elementary	50/75283-00-016	08/16/16	\$ 5,341,955	\$ -	3/5/2019
Burlingame	San Mateo	Burlingame Intermediate	50/68882-00-003	08/18/16	\$ 4,337,469	\$ -	3/5/2019
Burlingame	San Mateo	Hoover Elementary	50/68882-00-004	08/18/16	\$ 5,995,695	\$ -	3/5/2019
Riverside Unified	Riverside	Riverside STEM Academy	50/67215-00-026	08/24/16	\$ 452,717	\$ -	3/5/2019

SFP APPLICATIONS
New Construction and Charter School Facilities Program
- Workload as of May 31, 2019 -

District	County	Site Name	Application Number	OPSC Date Received	Estimated State Grant (a)	Financial Hardship (b)	Notification Occurred**
Riverside Unified	Riverside	Jefferson Elementary	50/67215-00-027	08/24/16	\$ 311,237	\$ -	3/5/2019
Riverside Unified	Riverside	Castle View Elementary	50/67215-00-028	08/24/16	\$ 311,237	\$ -	3/5/2019
Fremont Unified	Alameda	Warm Springs Elementary	50/61176-00-008	08/29/16	\$ 4,143,412	\$ -	3/5/2019
Liberty Union High	Contra Costa	Liberty High	50/61721-00-006	09/14/16	\$ 2,748,797	\$ -	3/5/2019
Whittier City Elementary	Los Angeles	Wallen L. Andrews Elementary	50/65110-00-009	09/15/16	\$ 2,325,066	\$ -	3/5/2019
Whittier City Elementary	Los Angeles	Phelan (Daniel) Elementary	50/65110-00-010	09/16/16	\$ 680,996	\$ -	3/5/2019
Kerman Unified	Fresno	Kerman Middle	50/73999-00-008	09/21/16	\$ 296,785	\$ -	3/5/2019
Madera Unified	Madera	New K-6 Elementary	50/65243-00-010	09/29/16	\$ 11,445,005	\$ -	3/5/2019
Capistrano Unified	Orange	San Clemente High	50/66464-00-020	10/25/16	\$ 8,592,144	\$ -	3/5/2019
Capistrano Unified	Orange	San Juan Hills High	50/66464-00-021	10/25/16	\$ 8,115,189	\$ -	3/5/2019
Pioneer Union Elementary	Kings	Pioneer Elementary	50/63990-00-003	10/26/16	\$ 4,337,647	\$ -	4/2/2019
Merced City Elementary	Merced	Peterson Elementary	50/65771-00-021	10/26/16	\$ 713,510	\$ -	4/2/2019
Bayshore Elementary	San Mateo	Bayshore Elementary	50/68858-00-001	10/26/16	\$ 2,660,831	\$ 2,660,831	4/2/2019
Los Banos Unified	Merced	Merced Springs Elementary	50/65755-00-010	10/27/16	\$ 4,733,373	\$ -	4/2/2019
Chaffey Joint Union High	San Bernardino	Rancho Cucamonga High	50/67652-00-021	10/27/16	\$ 1,619,213	\$ -	4/2/2019
Fresno Unified	Fresno	Turner Elementary	50/62166-00-032	10/28/16	\$ 2,681,414	\$ -	4/2/2019
Sanger Unified	Fresno	Sanger Academy Charter	50/62414-00-018	10/28/16	\$ 1,519,111	\$ -	4/2/2019
Manteca Unified	San Joaquin	Shasta Elementary	50/68593-00-024	10/28/16	\$ 2,210,445	\$ -	4/2/2019
Manteca Unified	San Joaquin	Lathrop Elementary	50/68593-00-025	10/28/16	\$ 2,782,724	\$ -	4/2/2019
Manteca Unified	San Joaquin	Sequoia Elementary	50/68593-00-026	10/28/16	\$ 2,302,306	\$ -	4/2/2019
Central Union High	Imperial	Phoenix Rising High	50/63115-00-001	10/31/16	\$ 469,996	\$ -	4/2/2019
Heber Elementary	Imperial	Dogwood Elementary	50/63131-00-005	10/31/16	\$ 1,938,209	\$ 1,938,209	4/2/2019
Sequoia Union High	San Mateo	Menlo-Atherton High	50/69062-00-017	10/31/16	\$ 3,032,044	\$ -	4/2/2019
Windsor Unified	Sonoma	Windsor Oaks Academy	50/75358-00-016	10/31/16	\$ 2,167,755	\$ -	4/2/2019
Dinuba Unified	Tulare	New High	50/75531-00-006	10/31/16	\$ 5,179,575	\$ 5,179,575	4/2/2019
Lancaster Elementary	Los Angeles	Endeavour Middle	50/64667-00-010	11/01/16	\$ 1,402,297	\$ -	4/2/2019
Tipton Elementary	Tulare	Tipton Elementary	50/72215-00-002	11/22/16	\$ 2,548,113	\$ 2,548,113	4/30/2019
Long Beach Unified	Los Angeles	Browning High	50/64725-00-019	12/12/16	\$ 14,094,276	\$ -	4/30/2019
Santa Maria-Bonita	Santa Barbara	Ida Redmond Taylor Elementary	50/69120-00-020	12/19/16	\$ 1,732,224	\$ -	4/30/2019
Santa Maria-Bonita	Santa Barbara	Liberty Elementary	50/69120-00-021	12/19/16	\$ 1,732,224	\$ -	4/30/2019
William S. Hart Union High	Los Angeles	Castaic High	50/65136-00-012	12/29/16	\$ 64,405,723	\$ -	4/30/2019
Folsom-Cordova Unified	Sacramento	Sundahl (Carl H.) Elementary	50/67330-21-009	01/06/17	\$ 6,088,796	\$ -	
Greenfield Union Elementary	Monterey	Apple Avenue Elementary	50/66035-00-002	01/07/17	\$ 2,345,428	\$ 2,345,428	
Corcoran Joint Unified	Kings	John Muir Middle	50/63891-00-001	01/13/17	\$ 750,830	\$ -	
Natomas Unified	Sacramento	Westlake K-8 Charter	50/75283-00-017	01/13/17	\$ 17,136,100	\$ -	
Perris Union High	Riverside	High School #4	50/67207-00-010	01/19/17	\$ 51,487,315	\$ -	
Pacific Elementary	Santa Cruz	Pacific Elementary	50/69781-00-001	01/20/17	\$ 111,040	\$ 111,040	
Pacific Elementary	Santa Cruz	Pacific Elementary	50/69781-00-002	01/20/17	\$ 111,040	\$ 111,040	
Arvin Union Elementary	Kern	Sierra Vista Elementary	50/63313-00-003	01/26/17	\$ 3,734,020	\$ -	
Visalia Unified	Tulare	Riverway Elementary	50/72256-00-030	01/26/17	\$ 11,114,715	\$ -	
Natomas Unified	Sacramento	Heron Elementary	50/75283-00-018	02/03/17	\$ 3,124,919	\$ -	
Natomas Unified	Sacramento	Discovery High	50/75283-00-019	02/03/17	\$ 518,124	\$ -	
Pomona Unified	Los Angeles	Philadelphia Elementary	50/64907-00-032	02/06/17	\$ 2,330,783	\$ -	
Corcoran Joint Unified	Kings	Mark Twain Elementary	50/63891-00-002	02/07/17	\$ 1,327,950	\$ -	
Los Molinos Unified	Tehama	Los Molinos Elementary	50/71571-00-001	02/07/17	\$ 553,824	\$ 553,824	
Stockton Unified	San Joaquin	El Dorado Elementary	50/68676-04-002	02/09/17	\$ 423,811	\$ -	
Sequoia Union Elementary	Tulare	Sequoia Elementary	50/72116-00-002	02/24/17	\$ 427,885	\$ 427,885	
Jurupa Unified	Riverside	New K-8 School #5	50/67090-00-012	03/07/17	\$ 15,507,131	\$ -	

SFP APPLICATIONS
New Construction and Charter School Facilities Program
- Workload as of May 31, 2019 -

District	County	Site Name	Application Number	OPSC Date Received	Estimated State Grant (a)	Financial Hardship (b)	Notification Occurred**
William S. Hart Union High	Los Angeles	Saugus High	50/65136-00-013	03/10/17	\$ 1,505,563	\$ -	
Buena Vista Elementary	Tulare	Buena Vista Elementary	50/71829-00-003	03/15/17	\$ 2,966,043	\$ 2,966,043	
Capistrano Unified	Orange	Esencia K-8	50/66464-00-022	03/22/17	\$ 35,047,431	\$ -	
Scotts Valley Unified	Santa Cruz	Scotts Valley Middle	50/75432-00-001	04/20/17	\$ 5,317,001	\$ -	
Downey Unified	Los Angeles	Stauffer Middle	50/64451-00-014	04/21/17	\$ 2,784,640	\$ -	
Elk Grove Unified	Sacramento	East Franklin Elementary	50/67314-00-047	04/24/17	\$ 14,783,137	\$ -	
Chula Vista Elementary	San Diego	Saburo Muraoka Elementary	50/68023-00-012	04/26/17	\$ 17,912,631	\$ -	
Capistrano Unified	Orange	Tesoro High	50/66464-00-023	05/05/17	\$ 7,841,392	\$ -	
Brittan Elementary	Sutter	Brittan Elementary	50/71357-00-002	05/05/17	\$ 4,097,432	\$ 4,097,432	
Downey Unified	Los Angeles	Stauffer Middle	50/64451-00-015	05/08/17	\$ 2,332,553	\$ -	
Kern High	Kern	Foothill High	50/63529-00-009	05/17/17	\$ 968,944	\$ -	
Lammersville Joint Unified	San Joaquin	Peter Hansen Elementary	50/76760-00-007	06/07/17	\$ 11,873,345	\$ -	
Ackerman Elementary	Placer	Bowman Elementary	50/66761-00-003	06/16/17	\$ 1,068,193	\$ -	
Standard Elementary	Kern	Standard Middle	50/63792-00-002	06/22/17	\$ 2,065,579	\$ -	
Farmersville Unified	Tulare	Farmersville High	50/75325-00-008	06/23/17	\$ 1,926,790	\$ 1,926,790	
Imperial Unified	Imperial	Cross Elementary	50/63164-00-006	07/03/17	\$ 11,889,879	\$ -	
Palm Springs Unified	Riverside	Agua Caliente Elementary	50/67173-00-014	07/06/17	\$ 4,873,871	\$ -	
Pierce Joint Unified	Colusa	Pierce High	50/61614-00-004	07/07/17	\$ 1,480,857	\$ -	
Jurupa Unified	Riverside	Sunnyslope Elementary	50/67090-00-013	07/12/17	\$ 2,722,065	\$ -	
Oxnard Elementary	Ventura	Lemonwood Elementary	50/72538-00-013	07/19/17	\$ 12,225,183	\$ -	
Sacramento County Office of Education	Sacramento	New Community School	50/10348-00-003	07/25/17	\$ 404,846	\$ 404,846	
Dublin Unified	Alameda	Dougherty Elementary	50/75093-00-011	07/28/17	\$ 1,998,741	\$ -	
Poway Unified	San Diego	Stone Ranch Elementary	50/68296-00-022	08/01/17	\$ 6,508,805	\$ -	
Riverside Unified	Riverside	John F. Kennedy Elementary	50/67215-00-029	08/02/17	\$ 315,887	\$ -	
Riverside Unified	Riverside	Emerson Elementary	50/67215-00-030	08/02/17	\$ 315,887	\$ -	
Chawanakee Unified	Madera	Hillside Elementary	50/75606-00-002	08/02/17	\$ 12,565,858	\$ -	
Menifee Union Elementary	Riverside	Elementary School #10	50/67116-00-014	08/03/17	\$ 14,544,346	\$ -	
Sequoia Union High	San Mateo	Redwood High	50/69062-00-018	08/03/17	\$ 2,218,255	\$ -	
Irvine Unified	Orange	Portola Springs Elementary	50/73650-00-031	08/03/17	\$ 948,994	\$ -	
Dublin Unified	Alameda	Cottonwood Creek Elementary	50/75093-00-012	08/07/17	\$ 22,789,083	\$ -	
Corona-Norco Unified	Riverside	Augustine Ramirez Intermediate	50/67033-00-040	08/08/17	\$ 1,009,935	\$ -	
William S. Hart Union High	Los Angeles	Placerita Junior High	50/65136-00-014	08/09/17	\$ 2,890,803	\$ -	
Alisal Union	Monterey	Fremont Elementary	50/65961-00-011	08/10/17	\$ 7,231,447	\$ -	
Hesperia Unified	San Bernardino	Maple Elementary	50/75044-00-035	08/10/17	\$ 648,182	\$ -	
Murrieta Valley Unified	Riverside	Vista Murrieta High	50/75200-00-024	08/11/17	\$ 5,794,403	\$ -	
Porterville Unified	Tulare	Porterville High	50/75523-00-008	08/11/17	\$ 906,565	\$ -	
Porterville Unified	Tulare	Monache High	50/75523-00-009	08/11/17	\$ 2,525,778	\$ -	
Lamont Elementary	Kern	Myrtle Avenue Elementary	50/63560-00-001	08/14/17	\$ 248,990	\$ -	
Western Placer Unified	Placer	Lincoln High	50/66951-00-009	08/14/17	\$ 2,965,340	\$ -	
Sanger Unified	Fresno	Ronald W. Reagan Elementary	50/62414-00-019	08/15/17	\$ 576,555	\$ -	
Sanger Unified	Fresno	Sequoia Elementary	50/62414-00-020	08/15/17	\$ 972,351	\$ -	
Sanger Unified	Fresno	Washington Academic Middle	50/62414-00-021	08/15/17	\$ 83,348	\$ -	
Bakersfield City Elementary	Kern	Voorhies Elementary	50/63321-00-031	08/15/17	\$ 1,330,267	\$ -	
Escondido Union Elementary	San Diego	Mission Middle	50/68098-00-007	08/15/17	\$ 3,500,559	\$ -	
Old Adobe Union Elementary	Sonoma	Loma Vista Immersion Academy	50/70847-00-003	08/15/17	\$ 1,363,324	\$ -	
Natomas Unified	Sacramento	Natomas Park Elementary	50/75283-00-020	08/15/17	\$ 3,086,656	\$ -	
Martinez Unified	Contra Costa	Alhambra Senior High	50/61739-00-003	08/16/17	\$ 2,742,337	\$ -	
Escondido Union	San Diego	Quantum Academy	50/68098-00-008	08/16/17	\$ 1,410,545	\$ -	

SFP APPLICATIONS
New Construction and Charter School Facilities Program
- Workload as of May 31, 2019 -

District	County	Site Name	Application Number	OPSC Date Received	Estimated State Grant (a)	Financial Hardship (b)	Notification Occurred**
Fremont Unified	Alameda	Brookvale Elementary	50/61176-00-009	08/17/17	\$ 2,518,817	\$ -	
Fremont Unified	Alameda	Patterson Elementary	50/61176-00-010	08/17/17	\$ 2,526,392	\$ -	
Alameda City Unified	Alameda	Frank Otis Elementary	50/61119-00-001	08/18/17	\$ 2,195,724	\$ -	
McCabe Union Elementary	Imperial	Corfman Middle	50/63180-00-004	08/18/17	\$ 706,996	\$ -	
Natomas Unified	Sacramento	Natomas Pacific Pathways Prep Middle	50/75283-00-021	08/18/17	\$ 3,948,395	\$ -	
Jurupa Unified	Riverside	New K-8 School #5	50/67090-00-014	08/23/17	\$ 3,581,554	\$ -	
Placer Union High	Placer	Del Oro High	50/66894-00-006	08/24/17	\$ 14,245,259	\$ -	
Cutler-Orosi Joint Unified	Tulare	Orosi High	50/71860-00-006	08/24/17	\$ 3,431,530	\$ -	
Irvine Unified	Orange	Rancho San Joaquin Middle	50/73650-00-032	08/24/17	\$ 10,223,148	\$ 10,223,148	
Merced City Elementary	Merced	Ada Givens Elementary	50/65771-00-022	08/25/17	\$ 1,205,026	\$ -	
Sacramento City Unified	Sacramento	Kit Carson Middle	50/67439-00-004	08/30/17	\$ 1,970,132	\$ -	
Capay Joint Union Elementary	Glenn	Capay Joint Union Elementary	50/62554-00-001	09/01/17	\$ 2,070,382	\$ 2,070,382	
Palo Verde Union Elementary	Tulare	Palo Verde Elementary	50/72033-00-004	09/01/17	\$ 61,069	\$ 61,069	
Irvine Unified	Orange	Heritage Field K-8	50/73650-00-033	09/06/17	\$ 41,372,337	\$ -	
Bakersfield City Elementary	Kern	Stella Hills Elementary	50/63321-00-032	09/14/17	\$ 3,229,025	\$ -	
Bakersfield City Elementary	Kern	Evergreen Elementary	50/63321-00-033	09/15/17	\$ 1,457,130	\$ -	
Weaver Union	Merced	Weaver Middle	50/65862-00-002	09/15/17	\$ 4,595,737	\$ -	
Heber Elementary	Imperial	Heber Elementary	50/63131-00-007	09/18/17	\$ 3,014,314	\$ -	
Raymond-Knowles Union Elementary	Madera	Raymond-Knowles Elementary	50/65276-00-001	09/19/17	\$ 197,883	\$ 197,883	
Burbank Unified	Los Angeles	Bret Harte Elementary	50/64337-00-003	09/21/17	\$ 630,828	\$ -	
Saugus Union	Los Angeles	West Creek Academy	50/64998-00-019	09/27/17	\$ 3,699,651	\$ -	
Maple Elementary	Kern	Maple Elementary	50/63610-00-002	09/29/17	\$ 1,023,481	\$ 1,023,481	
Banta Elementary	San Joaquin	Banta Elementary	50/68486-00-003	09/29/17	\$ 196,978	\$ 196,978	
Greenfield Union Elementary	Monterey	Mary Chapa Literacy and Technology Academy	50/66035-00-003	10/03/17	\$ 749,769	\$ 749,769	
Antelope Elementary	Tehama	Antelope Elementary	50/71472-00-001	10/06/17	\$ 38,695	\$ -	
Antelope Elementary	Tehama	Antelope Elementary	50/71472-00-002	10/06/17	\$ 38,695	\$ -	
Antelope Elementary	Tehama	Antelope Elementary	50/71472-00-003	10/06/17	\$ 38,695	\$ -	
Antelope Elementary	Tehama	Antelope Elementary	50/71472-00-004	10/06/17	\$ 218,001	\$ -	
Palo Alto Unified	Santa Clara	Henry M. Gunn High	50/69641-00-003	10/11/17	\$ 3,238,427	\$ -	
Milpitas Unified	Santa Clara	Mabel Mattos Elementary	50/73387-00-001	10/12/17	\$ 16,845,997	\$ -	
Firebaugh-Las Deltas Joint Unified	Fresno	Arthur E. Mills Intermediate	50/73809-00-005	10/12/17	\$ 397,254	\$ -	
Panama-Buena Vista Union	Kern	Dolores S. Whitley Elementary	50/63362-00-041	10/16/17	\$ 12,071,259	\$ -	
Folsom-Cordova Unified	Sacramento	Sutter Middle	50/67330-21-010	10/16/17	\$ 6,584,059	\$ -	
Folsom-Cordova Unified	Sacramento	Oak Chan Elementary	50/67330-21-011	10/16/17	\$ 8,445,042	\$ -	
Lancaster Elementary	Los Angeles	Linda Verde Elementary	50/64667-00-011	10/17/17	\$ 1,115,805	\$ -	
Southern Humboldt Joint Unified	Humboldt	South Fork Junior - Senior High	50/63040-00-001	10/18/17	\$ 1,360,522	\$ -	
Southern Humboldt Joint Unified	Humboldt	Redway Elementary	50/63040-00-002	10/18/17	\$ 896,296	\$ -	
Greenfield Union Elementary	Monterey	Apple Avenue Elementary	50/66035-00-002	10/19/17	\$ 9,381,712	\$ 9,381,712	
Central Unified	Fresno	Hahn Phan Tilley	50/73965-00-019	10/23/17	\$ 11,679,644	\$ -	
Hollister Elementary	San Benito	Santana Ranch Elementary TK-8	50/67470-00-003	10/26/17	\$ 2,061,901	\$ 2,061,901	
Santa Paula Unified	Ventura	East Area 1	50/76828-00-001	10/27/17	\$ 24,572,839	\$ -	
Fremont Unified	Alameda	Lila Bringham Elementary	50/61176-00-011	10/31/17	\$ 32,667,294	\$ -	
San Benito High	San Benito	San Benito High	50/67538-00-002	10/31/17	\$ 5,002,975	\$ -	
San Marcos Unified	San Diego	Alvin M Dunn Elementary	50/73791-00-016	10/31/17	\$ 8,926,096	\$ -	
Dinuba Unified	Tulare	New High	50/75531-00-007	10/31/17	\$ 1,195,768	\$ 1,195,768	
Wiseburn Unified	Los Angeles	Wiseburn High	50/76869-00-001	10/31/17	\$ 963,069	\$ -	
San Marcos Unified	San Diego	Alvin M Dunn Elementary	50/73791-00-017	11/03/17	\$ 433,316	\$ -	
Oxnard Elementary	Ventura	Thurgood Marshall Elementary	50/72538-00-014	11/13/17	\$ 4,113,728	\$ -	

SFP APPLICATIONS
New Construction and Charter School Facilities Program
- Workload as of May 31, 2019 -

District	County	Site Name	Application Number	OPSC Date Received	Estimated State Grant (a)	Financial Hardship (b)	Notification Occurred**
Lammersville Joint Unified	San Joaquin	Mountain House High	50/76760-00-008	11/29/17	\$ 4,515,588	\$ -	
Millville Elementary	Shasta	Millville Elementary	50/70052-00-002	12/04/17	\$ 387,910	\$ 387,910	
Hollister Elementary	San Benito	Sunnyslope Elementary	50/67470-00-004	12/07/17	\$ 5,060,372	\$ -	
Wasco Union Elementary	Kern	Teresa Burke Elementary	50/63842-00-004	12/11/17	\$ 926,805	\$ -	
Ceres Unified	Stanislaus	Central Valley High	50/71043-00-034	12/14/17	\$ 2,348,896	\$ -	
Beaumont Unified	Riverside	Starlight Elementary	50/66993-00-019	12/19/17	\$ 13,448,499	\$ -	
Kerman Unified	Fresno	Kerman High	50/73999-00-009	12/19/17	\$ 8,430,953	\$ -	
Santa Maria Joint Union High	Santa Barbara	Ernest Righetti High	50/69310-00-007	12/21/17	\$ 16,425,817	\$ -	
Irvine Unified	Orange	Stone Creek Elementary	50/73650-00-034	12/26/17	\$ 681,602	\$ -	
Fremont Unified	Alameda	American High	50/61176-00-012	01/02/18	\$ 8,941,241	\$ -	
Merced City Elementary	Merced	Franklin Elementary	50/65771-00-023	01/04/18	\$ 1,254,719	\$ -	
Butteville Union Elementary	Siskiyou	Butteville Elementary	50/70201-00-002	01/08/18	\$ 794,536	\$ -	
Menifee Union Elementary	Riverside	Elementary #14	50/67116-00-015	01/10/18	\$ 13,764,919	\$ -	
Rio Elementary	Ventura	Rio Steam K-8	50/72561-00-006	01/12/18	\$ 12,743,164	\$ -	
Redondo Beach Unified	Los Angeles	Redondo Union High	50/75341-00-001	01/16/18	\$ 2,646,278	\$ -	
San Ramon Valley Unified	Contra Costa	Stone Valley Middle	50/61804-00-042	01/17/18	\$ 2,259,928	\$ -	
Monson-Sultana Joint Union Elementary	Tulare	Monson-Sultana Elementary	50/72009-00-002	01/22/18	\$ 189,699	\$ 189,699	
Escondido Union	San Diego	Central Elementary	50/68098-00-009	01/23/18	\$ 3,704,661	\$ -	
Fairfield-Suisun Unified	Solano	Public Safety Academy	50/70540-00-027	01/25/18	\$ 4,803,198	\$ -	
Irvine Unified	Orange	Creekside High	50/73650-00-035	01/25/18	\$ 1,579,717	\$ -	
Irvine Unified	Orange	Sierra Vista Middle	50/73650-00-036	01/25/18	\$ 1,572,100	\$ -	
Irvine Unified	Orange	South Lake Middle	50/73650-00-037	01/25/18	\$ 870,227	\$ -	
Southern Kern Unified	Kern	Hamilton Elementary	50/63776-00-002	02/13/18	\$ 11,736,558	\$ 11,736,558	
West Park Elementary	Fresno	West Park Elementary	50/62539-00-001	02/15/18	\$ 528,065	\$ 528,065	
Beaumont Unified	Riverside	Beaumont Senior High	50/66993-00-020	02/20/18	\$ 965,901	\$ -	
Carpinteria Unified	Santa Barbara	Carpinteria Family	50/69146-00-002	02/27/18	\$ 1,382,615	\$ -	
Carpinteria Unified	Santa Barbara	Canalino Elementary	50/69146-00-003	02/27/18	\$ 1,252,982	\$ -	
Irvine Unified	Orange	Eastshore Elementary	50/73650-00-038	03/02/18	\$ 835,854	\$ -	
Irvine Unified	Orange	Venado Middle	50/73650-00-039	03/02/18	\$ 2,231,969	\$ -	
Corona-Norco Unified	Riverside	John Adams Elementary	50/67033-00-041	03/06/18	\$ 3,086,390	\$ -	
Roseville Joint Union High	Placer	New High School #6	50/66928-00-008	03/12/18	\$ 26,629,500	\$ -	
Tulare City	Tulare	Alpine Vista Elementary	50/72231-00-005	03/13/18	\$ 3,969,972	\$ -	
Gerber Union Elementary	Tehama	Gerber Elementary	50/71548-00-001	03/15/18	\$ 468,016	\$ 468,016	
Newman-Crows Landing Unified	Stanislaus	Hurd Barrington Elementary	50/73601-00-005	03/16/18	\$ 578,350	\$ -	
Snowline Joint Unified	San Bernardino	New Elementary	50/73957-00-016	03/19/18	\$ 1,850,720	\$ 1,850,720	
Snowline Joint Unified	San Bernardino	New Elementary	50/73957-00-017	03/19/18	\$ 84,062	\$ 84,062	
Snowline Joint Unified	San Bernardino	New Elementary	50/73957-00-018	03/19/18	\$ 84,062	\$ 84,062	
San Jacinto Unified	Riverside	New Middle School	50/67249-00-017	03/21/18	\$ 25,322,444	\$ -	
Irvine Unified	Orange	Loma Ridge Elementary	50/73650-00-040	03/21/18	\$ 33,872,655	\$ -	
Livingston Union	Merced	Campus Park Elementary	50/65748-00-003	03/28/18	\$ 2,247,743	\$ -	
Livingston Union	Merced	Selma Herndon Elementary	50/65748-00-004	03/28/18	\$ 1,101,192	\$ -	
Livingston Union	Merced	Yamato Colony Elementary	50/65748-00-005	03/28/18	\$ 774,268	\$ -	
Victor Elementary	San Bernardino	Elementary School #20	50/67918-00-011	03/30/18	\$ 10,935,579	\$ -	
Madera Unified	Madera	Matilda Torres High	50/65243-00-011	04/03/18	\$ 36,161,659	\$ -	
San Jose Unified	Santa Clara	San Jose High	50/69666-00-001	04/06/18	\$ 471,583	\$ -	
Corona-Norco Unified	Riverside	Lincoln Alternative Elementary	50/67033-00-042	04/10/18	\$ 1,641,187	\$ -	
Irvine Unified	Orange	Rancho San Joaquin Middle	50/73650-00-041	04/11/18	\$ 1,108,967	\$ -	
Coalinga-Huron Unified	Fresno	Huron Elementary	50/62125-00-005	04/13/18	\$ 3,166,987	\$ -	

SFP APPLICATIONS
New Construction and Charter School Facilities Program
- Workload as of May 31, 2019 -

District	County	Site Name	Application Number	OPSC Date Received	Estimated State Grant (a)	Financial Hardship (b)	Notification Occurred**
Coalinga-Huron Unified	Fresno	Henry F Bishop Elementary	50/62125-00-006	04/13/18	\$ 2,601,786	\$ -	
Coalinga-Huron Unified	Fresno	Nell Dawson Elementary	50/62125-00-007	04/13/18	\$ 3,397,140	\$ -	
Coalinga-Huron Unified	Fresno	Huron Middle	50/62125-00-008	04/13/18	\$ 3,304,410	\$ -	
Santa Maria Joint Union High	Santa Barbara	Ag Ed & Career Tech Center	50/69310-00-008	04/17/18	\$ 4,547,024	\$ -	
San Marcos Unified	San Diego	San Marcos Middle	50/73791-00-018	04/17/18	\$ 9,500,378	\$ -	
Clay Joint Elementary	Fresno	Clay Elementary	50/62109-00-003	04/19/18	\$ 1,422,476	\$ 1,422,476	
Buckeye Union Elementary	El Dorado	Charter Montessori Valley View Campus	50/61838-00-008	04/23/18	\$ 2,289,961	\$ -	
Oxnard	Ventura	Elm Street Elementary	50/72538-00-015	04/30/18	\$ 8,595,811	\$ -	
Oakley Union Elementary	Contra Costa	Summer Lake Elementary	50/61762-00-011	05/03/18	\$ 11,345,343	\$ 11,345,343	
Centinela Valley Union High	Los Angeles	Lawndale High	50/64352-00-006	05/04/18	\$ 5,840,880	\$ -	
Sutter Union High	Sutter	Sutter High	50/71449-00-003	05/08/18	\$ 6,127,663	\$ 6,127,663	
Sanger Unified	Fresno	Sanger Educational Complex	50/62414-00-022	05/11/18	\$ 24,284,563	\$ -	
Wasco Union Elementary	Kern	Palm Avenue Elementary	50/63842-00-005	05/21/18	\$ 1,363,433	\$ 1,363,433	
Visalia Unified	Tulare	Denton Elementary	50/72256-00-031	05/21/18	\$ 9,966,124	\$ -	
Jurupa Unified	Riverside	Glen Avon Elementary	50/67090-00-015	05/22/18	\$ 914,157	\$ -	
San Diegoito Union High	San Diego	Pacific Trails Middle	50/68346-00-005	05/29/18	\$ 6,239,976	\$ -	
Bakersfield City	Kern	Noble Elementary	50/63321-00-034	05/31/18	\$ 1,584,750	\$ -	
Konocti Unified	Lake	Lower Lake High	50/64022-00-001	05/31/18	\$ 478,657	\$ -	
Kern High	Kern	Independence High	50/63529-00-010	06/05/18	\$ 9,406,276	\$ -	
Caruthers Unified	Fresno	Caruthers Elementary	50/75598-00-001	06/05/18	\$ 1,702,182	\$ -	
Brea-Olinda Unified	Orange	Olinda Elementary	50/66449-00-002	06/08/18	\$ 867,837	\$ -	
Woodland Joint Unified	Yolo	Spring Lake Elementary	50/72710-00-006	06/08/18	\$ 4,633,025	\$ -	
Corona-Norco Unified	Riverside	Norco Elementary	50/67033-00-043	06/12/18	\$ 1,937,594	\$ -	
Riverdale Joint Unified	Fresno	Riverdale Elementary	50/75408-00-002	06/14/18	\$ 1,719,374	\$ -	
Fairfield-Suisun Unified	Solano	Grange Middle	50/70540-00-028	06/18/18	\$ 2,732,268	\$ -	
Walnut Valley Unified	Los Angeles	Quail Summit Elementary	50/73460-00-010	06/20/18	\$ 324,226	\$ -	
Lemoore Union High	Kings	Lemoore High	50/63982-00-002	06/22/18	\$ 1,221,650	\$ -	
Tulare Joint Union High	Tulare	Tulare Western High	50/72249-00-003	06/22/18	\$ 602,300	\$ -	
San Marcos Unified	San Diego	La Costa Meadows Elementary	50/73791-00-019	06/25/18	\$ 1,622,639	\$ -	
San Marcos Unified	San Diego	La Costa Meadows Elementary	50/73791-00-020	06/25/18	\$ 981,918	\$ -	
Dinuba Unified	Tulare	New High	50/75531-00-006	06/27/18	\$ 48,607,132	\$ 48,607,132	
Bakersfield City	Kern	Leo G Pauly Elementary	50/63321-00-035	06/28/18	\$ 1,464,460	\$ -	
Bakersfield City	Kern	Leo G Pauly Elementary	50/63321-00-036	06/28/18	\$ 1,692,826	\$ -	
Western Placer Unified	Placer	Glen Edwards Middle	50/66951-00-010	06/29/18	\$ 4,168,288	\$ -	
Fowler Unified	Fresno	Fowler High	50/62158-00-002	07/05/18	\$ 1,662,406	\$ -	
Guadalupe Union Elementary	Santa Barbara	Kermit McKenzie Junior High	50/69203-00-002	07/06/18	\$ 1,692,026	\$ -	
Irvine Unified	Orange	Cypress Village Elementary	50/73650-00-042	07/06/18	\$ 1,394,110	\$ -	
Irvine Unified	Orange	Woodbridge High	50/73650-00-043	07/06/18	\$ 3,041,419	\$ -	
Bakersfield City	Kern	Hort Elementary	50/63321-00-037	07/10/18	\$ 2,574,301	\$ -	
Bakersfield City	Kern	Bessie E Owens Intermediate	50/63321-00-038	07/12/18	\$ 1,416,427	\$ -	
Bakersfield City	Kern	Evergreen Elementary	50/63321-00-039	07/13/18	\$ 1,381,396	\$ -	
Merced City Elementary	Merced	Rudolph Rivera Elementary	50/65771-00-024	07/13/18	\$ 744,286	\$ -	
Imperial County Office of Education	Imperial	La Paloma Elementary	50/10132-01-005	07/16/18	\$ 117,011	\$ 117,011	
Imperial County Office of Education	Imperial	Cross Elementary	50/10132-02-002	07/16/18	\$ 234,022	\$ 234,022	
Imperial County Office of Education	Imperial	Calexico High	50/10132-03-006	07/16/18	\$ 234,022	\$ 234,022	
Imperial County Office of Education	Imperial	La Victoria Elementary	50/10132-03-007	07/16/18	\$ 351,032	\$ 351,032	
Imperial County Office of Education	Imperial	De Anza 9th Grade Academy	50/10132-03-008	07/16/18	\$ 351,032	\$ 351,032	
Fairfield-Suisun Unified	Solano	Fairview Elementary	50/70540-00-029	07/16/18	\$ 2,577,077	\$ -	

SFP APPLICATIONS
New Construction and Charter School Facilities Program
- Workload as of May 31, 2019 -

District	County	Site Name	Application Number	OPSC Date Received	Estimated State Grant (a)	Financial Hardship (b)	Notification Occurred**
Liberty Elementary	Tulare	Liberty Elementary	50/71985-00-004	07/16/18	\$ 3,015,213	\$ -	
Gustine Unified	Merced	Gustine High	50/73619-00-006	07/16/18	\$ 2,092,598	\$ 2,092,598	
Hanford Elementary	Kings	Martin Luther King Jr Elementary	50/63917-00-004	07/19/18	\$ 2,798,162	\$ -	
Sequoia Union High	San Mateo	TIDE Academy	50/69062-01-009	07/19/18	\$ 17,996,168	\$ -	
Oxnard	Ventura	Emilie Ritche Elementary	50/72538-00-016	07/19/18	\$ 808,227	\$ -	
Oxnard	Ventura	Norman R Brekke Elementary	50/72538-00-017	07/19/18	\$ 645,848	\$ -	
Oxnard	Ventura	Christa McAuliffe Elementary	50/72538-00-018	07/19/18	\$ 863,865	\$ -	
Lucia Mar Unified	San Luis Obispo	Oceano Elementary	50/68759-00-008	07/25/18	\$ 3,960,355	\$ -	
Gustine Unified	Merced	Romero Elementary	50/73619-00-007	07/26/18	\$ 1,420,047	\$ 1,420,047	
Ripon Unified	San Joaquin	Colony Oak Elementary	50/68650-00-007	07/27/18	\$ 8,081,016	\$ -	
Oxnard	Ventura	Lemonwood Elementary	50/72538-00-019	07/27/18	\$ 1,937,447	\$ -	
Oxnard	Ventura	Elm Street Elementary	50/72538-00-020	07/27/18	\$ 832,824	\$ -	
Oxnard	Ventura	Thurgood Marshall Elementary	50/72538-00-021	07/27/18	\$ 957,376	\$ -	
Oxnard	Ventura	McKinna Elementary	50/72538-00-022	07/27/18	\$ 10,247,550	\$ -	
Oxnard	Ventura	McKinna Elementary	50/72538-00-023	07/27/18	\$ 960,061	\$ -	
Kern High	Kern	Frontier High	50/63529-00-011	07/30/18	\$ 4,390,293	\$ -	
Oxnard	Ventura	Ramona Elementary	50/72538-00-024	07/30/18	\$ 660,882	\$ -	
Irvine Unified	Orange	Springbrook Elementary	50/73650-00-044	07/30/18	\$ 1,626,156	\$ -	
Konocti Unified	Lake	Lower Lake Elementary	50/64022-00-002	08/06/18	\$ 350,352	\$ -	
Redlands Unified	San Bernardino	Mission Elementary	50/67843-00-009	08/06/18	\$ 532,726	\$ -	
Clovis Unified	Fresno	Reagan Elementary	50/62117-00-022	08/07/18	\$ 440,947	\$ -	
Clovis Unified	Fresno	Reyburn Intermediate	50/62117-00-023	08/07/18	\$ 441,108	\$ -	
Clovis Unified	Fresno	James S Fugman Elementary	50/62117-00-024	08/07/18	\$ 254,782	\$ -	
Atwater Elementary	Merced	Peggy Heller Elementary	50/65631-00-005	08/07/18	\$ 2,312,887	\$ -	
Tustin Unified	Orange	Robert Heideman Elementary	50/73643-00-022	08/07/18	\$ 1,447,625	\$ -	
Los Banos Unified	Merced	Pacheco High	50/65755-00-011	08/08/18	\$ 1,492,303	\$ -	
Southern Kern Unified	Kern	Tropico Middle	50/63776-00-004	08/09/18	\$ 11,870,062	\$ 11,870,062	
Los Banos Unified	Merced	Volta Elementary	50/65755-00-012	08/09/18	\$ 1,076,430	\$ -	
Pajaro Valley Unified	Santa Cruz	Aptos Junior High	50/69799-00-009	08/09/18	\$ 2,254,552	\$ -	
Pajaro Valley Unified	Santa Cruz	Valencia Elementary	50/69799-00-010	08/09/18	\$ 1,457,285	\$ -	
Chico Unified	Butte	Neal Dow Elementary	50/61424-00-007	08/10/18	\$ 1,589,066	\$ -	
Chico Unified	Butte	Marigold Elementary	50/61424-00-008	08/10/18	\$ 656,036	\$ -	
Chico Unified	Butte	Loma Vista	50/61424-00-009	08/10/18	\$ 667,338	\$ -	
Chico Unified	Butte	Shasta Elementary	50/61424-00-010	08/10/18	\$ 1,691,974	\$ -	
Albany City Unified	Alameda	Albany Middle	50/61127-00-003	08/13/18	\$ 4,492,118	\$ -	
Bakersfield City	Kern	New Elementary	50/63321-00-040	08/15/18	\$ 14,612,348	\$ 14,612,348	
Roberts Ferry Union Elementary	Stanislaus	Roberts Ferry Union Elementary	50/71233-00-002	08/15/18	\$ 537,066	\$ 537,066	
Monson-Sultana Joint Union Elementary	Tulare	Monson-Sultana Elementary	50/72009-00-003	08/15/18	\$ 1,324,540	\$ 1,324,540	
Willows Unified	Glenn	Murdock Elementary	50/62661-00-001	08/17/18	\$ 1,303,978	\$ -	
Centinela Valley Union High	Los Angeles	Hawthorne High	50/64352-00-007	08/17/18	\$ 1,122,890	\$ -	
Anaheim Union High	Orange	Dale Junior High	50/66431-05-002	08/17/18	\$ 2,491,096	\$ -	
Anaheim Union High	Orange	Oxford Academy	50/66431-05-003	08/17/18	\$ 1,470,799	\$ -	
Corona-Norco Unified	Riverside	Dr Bernice Jameson Todd Academy	50/67033-00-044	08/17/18	\$ 5,996,385	\$ -	
Templeton Unified	San Luis Obispo	Templeton High	50/68841-00-002	08/17/18	\$ 3,406,620	\$ -	
Gustine Unified	Merced	Gustine Middle	50/73619-00-008	08/17/18	\$ 1,458,100	\$ 1,458,100	
Gustine Unified	Merced	Gustine Elementary	50/73619-00-009	08/17/18	\$ 1,433,571	\$ 1,433,571	
Irvine Unified	Orange	Canyon View Elementary	50/73650-00-045	08/17/18	\$ 932,595	\$ -	
Yuba County Office of Education	Yuba	Virginia School	50/10587-00-004	08/22/18	\$ 613,950	\$ 613,950	

SFP APPLICATIONS
New Construction and Charter School Facilities Program
- Workload as of May 31, 2019 -

District	County	Site Name	Application Number	OPSC Date Received	Estimated State Grant (a)	Financial Hardship (b)	Notification Occurred**
Yuba County Office of Education	Yuba	Virginia School	50/10587-00-005	08/22/18	\$ 382,468	\$ 382,468	
Corona-Norco Unified	Riverside	Rondo Elementary	50/67033-00-045	08/22/18	\$ 16,832,543	\$ -	
San Dieguito Union High	San Diego	San Dieguito High Academy	50/68346-00-006***	08/23/18	\$ 6,836,372	\$ -	
Rocklin Unified	Placer	Elementary #12	50/75085-00-014***	08/23/18	\$ 16,135,519	\$ -	
San Carlos Elementary	San Mateo	San Carlos Charter Learning Center	50/69021-00-001***	08/24/18	\$ 5,939,528	\$ -	
Irvine Unified	Orange	Meadow Park Elementary	50/73650-00-046***	08/24/18	\$ 1,149,109	\$ -	
Irvine Unified	Orange	Brywood Elementary	50/73650-00-047***	08/24/18	\$ 1,094,082	\$ -	
Roseville City Elementary	Placer	Riego Creek Elementary	50/66910-00-015***	08/29/18	\$ 13,101,726	\$ -	
Tahoe-Truckee Unified	Placer	Kings Beach Elementary	50/66944-00-006***	08/29/18	\$ 1,810,817	\$ -	
Tahoe-Truckee Unified	Placer	Tahoe Truckee High	50/66944-00-007***	08/29/18	\$ 7,839,397	\$ -	
Tahoe-Truckee Unified	Placer	Donner Trail Elementary	50/66944-00-008***	08/29/18	\$ 564,411	\$ -	
Los Angeles Unified	Los Angeles	Castlebay Lane Elementary	50/64733-00-144***	08/30/18	\$ 2,539,262	\$ -	
Los Angeles Unified	Los Angeles	Latona Avenue Elementary	50/64733-00-145***	08/30/18	\$ 2,758,524	\$ -	
Los Angeles Unified	Los Angeles	Porter Ranch Community	50/64733-00-146***	08/30/18	\$ 3,054,672	\$ -	
Los Angeles Unified	Los Angeles	Normont Elementary	50/64733-00-147***	08/30/18	\$ 2,467,384	\$ -	
Los Angeles Unified	Los Angeles	Multnomah Street Elementary	50/64733-34-001***	08/30/18	\$ 2,490,317	\$ -	
Galt Joint Union High	Sacramento	Galt High	50/67355-00-006***	09/04/18	\$ 2,262,821	\$ -	
Los Angeles Unified	Los Angeles	Berendo Middle	50/64733-00-148***	09/05/18	\$ 2,756,321	\$ -	
Sacramento County Office of Education	Sacramento	New Community School	50/10348-00-004***	09/06/18	\$ 675,200	\$ 675,200	
Robla Elementary	Sacramento	Main Avenue Elementary	50/67421-00-001***	09/06/18	\$ 2,737,939	\$ -	
Robla Elementary	Sacramento	Main Avenue Elementary	50/67421-00-002***	09/06/18	\$ 1,707,611	\$ -	
Jacoby Creek Elementary	Humboldt	Jacoby Creek	50/62893-00-001***	09/07/18	\$ 347,010	\$ 347,010	
Tulare Joint Union High	Tulare	Tulare Union High	50/72249-00-004***	09/07/18	\$ 3,358,975	\$ -	
Stockton Unified	San Joaquin	Kennedy Elementary	50/68676-01-003***	09/10/18	\$ 6,750,094	\$ -	
Sanger Unified	Fresno	Ronald W Reagan Elementary	50/62414-00-023***	09/12/18	\$ 429,395	\$ -	
Brawley Elementary	Imperial	La Paloma	50/63073-00-002***	09/12/18	\$ 12,914,632	\$ -	
Los Angeles Unified	Los Angeles	Porter Ranch Community	50/64733-00-149***	09/12/18	\$ 3,478,337	\$ -	
Napa Valley Unified	Napa	Snow Elementary	51/66266-00-001	05/13/19	\$ 3,253,001	\$ -	
Tracy Unified	San Joaquin	Primary Charter	54/75499-00-005	05/28/19	\$ 5,202,898	\$ -	
					\$ 1,788,132,574	\$ 197,292,113	
					\$	1,985,424,687	

NEW CONSTRUCTION FUNDING SUB-TOTALS	\$ 1,779,676,675	\$ 197,292,113
NEW CONSTRUCTION FACILITY HARDSHIP - NON SEISMIC	\$ 3,253,001	\$ -
NEW CONSTRUCTION FUNDING TOTAL	\$	1,980,221,789
NEW CONSTRUCTION FACILITY HARDSHIP - SEISMIC	\$ -	\$ -
CHARTER SCHOOLS	\$ 5,202,898	\$ -

(a) Represents estimated state share of project including excessive cost grants. Amounts shown have not been reviewed by OPSC for compliance with all School Facility Program

(b) Represents estimated financial hardship. Amounts shown have not been reviewed by OPSC for compliance with all School Facility Program requirements.

*Facility Hardship project requesting Seismic Mitigation Program funding.

** School districts have been notified that the Office of Public School Construction will begin processing the district's application in the near future.

*** These applications exceed the available bond authority. The applications were submitted prior to OPSC's notification to school districts to submit a school board resolution with the application.

SFP APPLICATIONS
 Modernization School Facilities Program
 - Workload as of May 31, 2019 -

District	County	Site Name	Application Number	OPSC Date Received	Estimated State Grant (a)	Financial Hardship (b)	Notification Occurred**
Oxnard Elementary	Ventura	McAuliffe Elementary	57/72538-00-025	11/13/14	\$ 119,762	\$ -	8/28/2019
Biggs Unified	Butte	Biggs Elementary	57/61408-00-001	02/03/15	\$ 1,721,583	\$ 1,147,722	Appeal
Biggs Unified	Butte	Biggs High	57/61408-00-002	02/03/15	\$ 1,774,111	\$ 1,182,741	Appeal
Biggs Unified	Butte	Biggs Middle	57/61408-00-003	02/03/15	\$ 743,277	\$ 495,518	Appeal
Biggs Unified	Butte	Richvale Elementary	57/61408-00-004	02/03/15	\$ 240,992	\$ 160,661	Appeal
Azusa Unified	Los Angeles	Sierra Continuation High	57/64279-00-014	03/17/16	\$ 47,444	\$ -	
San Francisco Unified	San Francisco	Frank McCoppin Elementary	57/68478-00-059	04/04/16	\$ 1,793,422	\$ -	
Clay Joint Elementary	Fresno	Clay Elementary	57/62109-00-002	04/11/16	\$ 71,482	\$ 47,655	
San Francisco Unified	San Francisco	Chin (John Yehall) Elementary	57/68478-00-058	04/13/16	\$ 1,672,436	\$ -	
Downey Unified	Los Angeles	Warren High	57/64451-00-026	04/14/16	\$ 8,133,313	\$ -	
Perris Elementary	Riverside	Innovative Horizons Charter (Nan Saunders)	57/67199-00-002	04/20/16	\$ 1,197,581	\$ -	
Newhall Elementary	Los Angeles	Newhall Elementary	57/64832-00-004	04/29/16	\$ 1,892,817	\$ -	
Sequoia Union High	San Mateo	Sequoia High	57/69062-00-036	05/09/16	\$ 909,374	\$ -	
Downey Unified	Los Angeles	Warren High	57/64451-00-027	05/11/16	\$ 1,063,285	\$ -	
West Contra Costa Unified	Contra Costa	Pinole Valley High	57/61796-00-051	05/13/16	\$ 16,502,885	\$ -	
Dinuba Unified	Tulare	Lincoln Elementary	57/75531-00-010	05/13/16	\$ 817,533	\$ -	
Pomona Unified	Los Angeles	Garey High	57/64907-00-029	05/24/16	\$ 2,832,407	\$ -	
Tulare City Elementary	Tulare	Roosevelt Elementary	57/72231-00-009	06/15/16	\$ 471,463	\$ -	
Tulare City Elementary	Tulare	Garden Elementary	57/72231-00-010	06/15/16	\$ 630,173	\$ -	
Tulare Joint Union High	Tulare	Tulare Union High	57/72249-00-005	06/15/16	\$ 1,827,766	\$ -	
Pomona Unified	Los Angeles	Lincoln Elementary	57/64907-00-030	06/22/16	\$ 680,501	\$ -	
Temecula Valley Unified	Riverside	Margarita Middle	57/75192-00-005	06/27/16	\$ 3,315,233	\$ -	
Temecula Valley Unified	Riverside	Nicolas Valley Elementary	57/75192-00-006	06/27/16	\$ 2,354,369	\$ -	
Temecula Valley Unified	Riverside	Temecula Valley High	57/75192-00-007	06/27/16	\$ 12,709,360	\$ -	
Azusa Unified	Los Angeles	Gladstone High	57/64279-00-015	07/05/16	\$ 145,479	\$ -	
Azusa Unified	Los Angeles	Slauson Intermediate	57/64279-00-016	07/05/16	\$ 924,453	\$ -	
Stockton Unified	San Joaquin	Roosevelt Elementary	57/68676-00-036	07/06/16	\$ 3,455,202	\$ -	
Scott Valley Unified	Siskiyou	Scott Valley Junior High	57/76455-00-005	07/08/16	\$ 1,148,215	\$ -	
Stockton Unified	San Joaquin	Victory Elementary	57/68676-00-037	07/12/16	\$ 3,939,628	\$ -	
Scott Valley Unified	Siskiyou	Etna Elementary	57/76455-00-006	07/12/16	\$ 1,724,802	\$ -	
Scott Valley Unified	Siskiyou	Fort Jones Elementary	57/76455-00-007	07/12/16	\$ 1,004,356	\$ -	
Clovis Unified	Fresno	Mickey Cox Elementary	57/62117-00-049	07/18/16	\$ 464,931	\$ -	
Jurupa Unified	Riverside	Jurupa Valley High	57/67090-00-007	07/20/16	\$ 2,971,531	\$ -	
Garden Grove Unified	Orange	Ralston Intermediate	57/66522-00-074	07/21/16	\$ 570,440	\$ -	
William S. Hart Union High	Los Angeles	Canyon High	57/65136-00-009	07/25/16	\$ 1,124,552	\$ -	
Clovis Unified	Fresno	Fancher Creek Elementary	57/62117-00-050	07/28/16	\$ 1,911,896	\$ -	
Natomas Unified	Sacramento	Natomas High	57/75283-00-002	07/28/16	\$ 2,600,476	\$ -	
Clovis Unified	Fresno	Cedarwood Elementary	57/62117-00-051	08/02/16	\$ 1,213,249	\$ -	
Temple City Unified	Los Angeles	Temple City High	57/65052-00-011	08/02/16	\$ 12,286,483	\$ -	
Redondo Beach Unified	Los Angeles	Parras Middle	57/75341-00-023	08/02/16	\$ 2,277,716	\$ -	
Redondo Beach Unified	Los Angeles	Adams Middle	57/75341-00-024	08/02/16	\$ 989,484	\$ -	
Redondo Beach Unified	Los Angeles	Alta Vista Elementary	57/75341-00-025	08/02/16	\$ 412,032	\$ -	
San Juan Unified	Sacramento	Bella Vista High	57/67447-00-060	08/05/16	\$ 843,232	\$ -	
Panama-Buena Vista Union	Kern	Sing Lum Elementary	57/63362-00-005	08/15/16	\$ 3,498,119	\$ -	
Jurupa Unified	Riverside	Jurupa Unified	57/67090-00-008	08/18/16	\$ 2,553,407	\$ -	
Clovis Unified	Fresno	Gateway High	57/62117-00-052	08/19/16	\$ 179,130	\$ -	
Downey Unified	Los Angeles	Downey High	57/64451-00-028	08/24/16	\$ 9,094,046	\$ -	
Long Beach Unified	Los Angeles	Polytechnic High	57/64725-00-020	08/25/16	\$ 3,582,592	\$ -	

SFP APPLICATIONS
 Modernization School Facilities Program
 - Workload as of May 31, 2019 -

District	County	Site Name	Application Number	OPSC Date Received	Estimated State Grant (a)	Financial Hardship (b)	Notification Occurred**
Laytonville Unified	Mendocino	Laytonville Elementary	57/73916-00-001	08/25/16	\$ 1,412,168	\$ -	
Colton Joint Unified	San Bernardino	Washington Alternative High	57/67686-00-022	08/26/16	\$ 749,615	\$ -	
Azusa Unified	Los Angeles	Center Middle	57/64279-00-017	09/06/16	\$ 1,149,748	\$ -	
Newport-Mesa Unified	Orange	Adams Elementary	57/66597-00-037	09/07/16	\$ 596,195	\$ -	
Newport-Mesa Unified	Orange	Sonora Elementary	57/66597-00-038	09/07/16	\$ 510,780	\$ -	
Newport-Mesa Unified	Orange	Paularino Elementary	57/66597-00-039	09/07/16	\$ 392,692	\$ -	
Desert Sands Unified	Riverside	Hoover (Herbert) Elementary	57/67058-00-018	09/08/16	\$ 374,940	\$ -	
Lincoln Unified	San Joaquin	Lincoln High	57/68569-00-015	09/14/16	\$ 2,007,010	\$ -	
Winters Joint Unified	Yolo	Winters Middle	57/72702-00-006	09/16/16	\$ 698,675	\$ -	
San Dieguito Union High	San Diego	Earl Warren Middle	57/68346-00-006	09/23/16	\$ 3,725,385	\$ -	
Natomas Unified	Sacramento	Leroy Greene Academy	57/75283-00-003	09/23/16	\$ 918,611	\$ -	
Newport-Mesa Unified	Orange	Early College High	57/66597-00-040	09/27/16	\$ 3,051,952	\$ -	
Corcoran Joint Unified	Kings	John C. Fremont Elementary	57/63891-00-009	09/30/16	\$ 2,037,856	\$ -	
Corcoran Joint Unified	Kings	Bret Hart Elementary	57/63891-00-010	09/30/16	\$ 278,912	\$ -	
Anaheim Union High	Orange	Katella High	57/66431-00-015	10/10/16	\$ 6,595,880	\$ -	
Stockton Unified	San Joaquin	Stockton Unified Early College Academy	57/68676-00-038	10/11/16	\$ 5,214,348	\$ -	
Long Beach Unified	Los Angeles	Renaissance High School for the Arts	57/64725-00-021	10/13/16	\$ 7,452,532	\$ -	
Pioneer Union Elementary	Kings	Pioneer Elementary	57/63990-00-003	10/26/16	\$ 1,894,686	\$ -	
Colton Joint Unified	San Bernardino	Colton High	57/67686-00-023	10/26/16	\$ 1,525,061	\$ -	
Sanger Unified	Fresno	Sanger Academy Charter	57/62414-00-017	10/28/16	\$ 725,853	\$ -	
Manteca Unified	San Joaquin	Golden West Elementary	57/68593-00-011	10/28/16	\$ 1,579,503	\$ -	
Manteca Unified	San Joaquin	Shasta Elementary	57/68593-00-012	10/28/16	\$ 1,532,202	\$ -	
Manteca Unified	San Joaquin	Lathrop Elementary	57/68593-00-013	10/28/16	\$ 3,749,688	\$ -	
Manteca Unified	San Joaquin	Sequoia Elementary	57/68593-00-014	10/28/16	\$ 3,529,162	\$ -	
Manteca Unified	San Joaquin	Lincoln Elementary	57/68593-00-015	10/28/16	\$ 2,754,052	\$ -	
Saddleback Valley Unified	Orange	Trabuco Mesa Elementary	57/73635-00-036	10/28/16	\$ 2,694,648	\$ -	
Saddleback Valley Unified	Orange	Cielo Vista Elementary	57/73635-00-037	10/28/16	\$ 3,555,938	\$ -	
San Ramon Valley Unified	Contra Costa	Walt Disney Elementary	57/61804-00-024	10/31/16	\$ 785,930	\$ -	
Clovis Unified	Fresno	Mountain View Elementary	57/62117-00-053	10/31/16	\$ 1,831,518	\$ -	
San Ramon Valley Unified	Contra Costa	Monte Vista High	57/61804-00-025	11/03/16	\$ 985,056	\$ -	
Saugus Union	Los Angeles	James Foster Elementary	57/64998-00-008	11/04/16	\$ 629,801	\$ -	
Saugus Union	Los Angeles	Charles Helmers Elementary	57/64998-00-009	11/04/16	\$ 3,152,965	\$ -	
Garden Grove Unified	Orange	Leo Carrillo Elementary	57/66522-00-075	11/04/16	\$ 494,934	\$ -	
Garden Grove Unified	Orange	Post Elementary	57/66522-00-076	11/04/16	\$ 637,489	\$ -	
Garden Grove Unified	Orange	Sarah McGarvin Intermediate	57/66522-00-077	11/04/16	\$ 287,838	\$ -	
Garden Grove Unified	Orange	Clinton-Mendenhall Elementary	57/66522-00-078	11/04/16	\$ 601,582	\$ -	
Garden Grove Unified	Orange	Edward Russell Elementary	57/66522-00-079	11/04/16	\$ 481,663	\$ -	
Garden Grove Unified	Orange	Garden Grove High	57/66522-00-080	11/04/16	\$ 1,933,679	\$ -	
Garden Grove Unified	Orange	Patton Elementary	57/66522-00-081	11/04/16	\$ 352,124	\$ -	
Garden Grove Unified	Orange	Louis Lake Intermediate	57/66522-00-082	11/04/16	\$ 285,627	\$ -	
Garden Grove Unified	Orange	Leroy L Doig Intermediate	57/66522-00-083	11/04/16	\$ 687,631	\$ -	
Garden Grove Unified	Orange	Dwight D Eisenhower Elementary	57/66522-00-084	11/04/16	\$ 1,061,123	\$ -	
Garden Grove Unified	Orange	Bolsa Grande High	57/66522-00-085	11/04/16	\$ 1,025,169	\$ -	
Sonora Elementary	Tuolumne	Sonora Elementary	57/72371-00-004	11/08/16	\$ 1,360,167	\$ -	
Sonora Elementary	Tuolumne	Sonora Elementary	57/72371-00-003	11/09/16	\$ 2,067,799	\$ -	
Rosemead Elementary	Los Angeles	Janson Elementary	57/64931-00-010	11/16/16	\$ 2,582,808	\$ -	
Rosemead Elementary	Los Angeles	Janson Elementary	57/64931-00-011	11/16/16	\$ 2,586,682	\$ -	
Rosemead Elementary	Los Angeles	Encinita Elementary	57/64931-00-012	11/16/16	\$ 1,556,508	\$ -	

SFP APPLICATIONS
 Modernization School Facilities Program
 - Workload as of May 31, 2019 -

District	County	Site Name	Application Number	OPSC Date Received	Estimated State Grant (a)	Financial Hardship (b)	Notification Occurred**
Grossmont Union High	San Diego	Chaparral High	57/68130-00-025	11/17/16	\$ 2,162,636	\$ -	
Santa Paula Unified	Ventura	Renaissance High	57/76828-00-001	11/17/16	\$ 735,739	\$ -	
Azusa Unified	Los Angeles	Paramount Elementary	57/64279-00-018	11/18/16	\$ 2,861,302	\$ -	
Culver City Unified	Los Angeles	El Marino Elementary	57/64444-00-015	11/18/16	\$ 1,354,409	\$ -	
Duarte Unified	Los Angeles	Northview Intermediate	57/64469-00-011	11/22/16	\$ 3,232,275	\$ -	
Alvord Unified	Riverside	Norte Vista Hihh	57/66977-00-015	11/22/16	\$ 2,222,641	\$ -	
Traver Joint Elementary	Tulare	Traver Elementary	57/72223-00-002	11/22/16	\$ 105,143	\$ 70,096	
Saddleback Valley Unified	Orange	Mission Viejo High	57/73635-00-038	11/23/16	\$ 4,096,931	\$ -	
Saddleback Valley Unified	Orange	Trabuco Hills High	57/73635-00-039	11/29/16	\$ 2,199,511	\$ -	
Santa Barbara Unified	Santa Barbara	La Colina Junior High	57/76786-00-009	11/29/16	\$ 964,894	\$ -	
Princeton Joint Unified	Glenn	Princeton Junior-Senior High	57/62646-00-001	12/01/16	\$ 1,050,884	\$ -	
Princeton Joint Unified	Glenn	Princeton Elementary	57/62646-00-002	12/01/16	\$ 344,816	\$ -	
Placer Union High	Placer	Placer High	57/66894-00-010	12/01/16	\$ 3,190,203	\$ -	
Torrance Unified	Los Angeles	Torrance High	57/65060-00-035	12/06/16	\$ 4,209,195	\$ -	
Merced City Elementary	Merced	Hoover Middle	57/65771-00-012	12/07/16	\$ 3,805,712	\$ -	
Stockton Unified	San Joaquin	Edison Senior High	57/68676-00-039	12/07/16	\$ 16,101,918	\$ -	
Newport-Mesa Unified	Orange	Corona Del Mar High	57/66597-00-041	12/12/16	\$ 5,555,425	\$ -	
Palm Springs Unified	Riverside	Raymond Cree Middle	57/67173-00-010	12/12/16	\$ 588,722	\$ -	
Franklin-McKinley Elementary	Santa Clara	Franklin Elementary	57/69450-00-010	12/14/16	\$ 2,358,216	\$ -	
Placer Union High	Placer	Del Oro High	57/66894-00-011	12/15/16	\$ 2,787,304	\$ -	
Garden Grove Unified	Orange	Marie Hare Continuation High	57/66522-00-086	12/21/16	\$ 894,001	\$ -	
Moreno Valley Unified	Riverside	Edgemont Elementary	57/67124-00-009	12/23/16	\$ 1,059,890	\$ -	
Moreno Valley Unified	Riverside	Moreno Valley High	57/67124-00-010	12/23/16	\$ 1,667,764	\$ -	
Alvord Unified	Riverside	Crista S. McAuliffe Elementary	57/66977-00-016	12/28/16	\$ 840,231	\$ -	
Alvord Unified	Riverside	La Sierra High	57/66977-00-017	12/28/16	\$ 2,715,598	\$ -	
Alvord Unified	Riverside	Foothill Elementary	57/66977-00-018	12/28/16	\$ 1,508,459	\$ -	
Jurupa Unified	Riverside	Peralta Elementary	57/67090-00-009	12/29/16	\$ 690,106	\$ -	
Folsom-Cordova Unified	Sacramento	Sundahl (Carl H.) Elementary	57/67330-21-005	01/06/17	\$ 1,900,623	\$ -	
Woodville Elementary	Tulare	Woodville Elementary	57/72298-00-002	01/06/17	\$ 173,771	\$ 115,847	
Lancaster Elementary	Los Angeles	Joshua Elementary	57/64667-00-008	01/11/17	\$ 1,514,346	\$ -	
Hollister Elementary	San Benito	Cerra Vista Elementary	57/67470-00-001	01/11/17	\$ 1,097,653	\$ -	
Hollister Elementary	San Benito	Calaveras Elementary	57/67470-00-002	01/11/17	\$ 1,120,146	\$ -	
Torrance Unified	Los Angeles	North High	57/65060-00-036	01/12/17	\$ 2,283,123	\$ -	
Corcoran Joint Unified	Kings	John Muir Middle	57/63891-00-011	01/13/17	\$ 2,251,630	\$ -	
Merced City Elementary	Merced	Chenoweth Elementary	57/65771-00-013	01/17/17	\$ 1,341,801	\$ -	
Merced City Elementary	Merced	Chenoweth Elementary	57/65771-00-014	01/17/17	\$ 667,044	\$ -	
Rincon Valley Unioin Elementary	Sonoma	Binkley Elementary	57/70896-00-009	01/17/17	\$ 1,397,839	\$ -	
Rincon Valley Unioin Elementary	Sonoma	Madrone Elementary	57/70896-00-010	01/17/17	\$ 592,830	\$ -	
Colton Joint Unified	San Bernardino	Bloomington High	57/67686-00-024	01/18/17	\$ 1,674,492	\$ -	
Pacific Elementary	Santa Cruz	Pacific Elementary	57/69781-00-001	01/20/17	\$ 47,565	\$ 31,710	
Westside Union Elementary	Los Angeles	Cottonwood Elementary	57/65102-00-004	01/24/17	\$ 2,226,796	\$ -	
Gridley Unified	Butte	Sycamore Middle	57/75507-00-001	01/24/17	\$ 669,187	\$ -	
Gridley Unified	Butte	Sycamore Middle	57/75507-00-002	01/24/17	\$ 662,920	\$ -	
Gridley Unified	Butte	Wilson Elementary	57/75507-00-003	01/24/17	\$ 995,603	\$ -	
Gridley Unified	Butte	Wilson Elementary	57/75507-00-004	01/24/17	\$ 892,537	\$ -	
Gridley Unified	Butte	McKinley Elementary	57/75507-00-005	01/24/17	\$ 1,397,840	\$ -	
Pollock Pines Elementary	El Dorado	Pinewood Elementary	57/61960-00-001	01/25/17	\$ 1,147,329	\$ -	
Pollock Pines Elementary	El Dorado	Sierra Ridge Middle	57/61960-00-002	01/25/17	\$ 1,339,531	\$ -	

SFP APPLICATIONS
 Modernization School Facilities Program
 - Workload as of May 31, 2019 -

District	County	Site Name	Application Number	OPSC Date Received	Estimated State Grant (a)	Financial Hardship (b)	Notification Occurred**
Atascadero Unified	San Luis Obispo	Santa Rosa Academy	57/68700-00-004	01/25/17	\$ 3,603,262	\$ -	
Arvin Union Elementary	Kern	Haven Drive Middle	57/63313-00-001	01/26/17	\$ 1,572,811	\$ -	
Pixley Union Elementary	Tulare	Pixley Union Elementary	57/72041-00-001	01/26/17	\$ 3,570,061	\$ 2,380,041	
Atascadero Unified	San Luis Obispo	San Gabriel Elementary	57/68700-00-005	02/01/17	\$ 2,680,991	\$ -	
San Carlos Elementary	San Mateo	Tierra Linda Middle	57/69021-00-011	02/01/17	\$ 4,135,922	\$ -	
Jurupa Unified	Riverside	Ina Arbuckle Elementary	57/67090-00-010	02/03/17	\$ 2,565,897	\$ -	
San Juan Unified	Sacramento	Citrus Heights Elementary	57/67447-00-061	02/03/17	\$ 310,415	\$ -	
Corcoran Joint Unified	Kings	Mark Twain Elementary	57/63891-00-012	02/07/17	\$ 2,019,861	\$ -	
Newcastle Elementary	Placer	Newcastle Elementary	57/66852-00-002	02/07/17	\$ 80,508	\$ 53,672	
Grossmont Union High	San Diego	El Capitan High	57/68130-00-026	02/07/17	\$ 242,388	\$ -	
Tahoe-Truckee Joint Unified	Placer	Kings Beach Elementary	57/66944-00-011	02/13/17	\$ 1,044,412	\$ -	
Tahoe-Truckee Joint Unified	Placer	Glenshire Elementary	57/66944-00-013	02/13/17	\$ 1,042,848	\$ -	
Tracy Unified	San Joaquin	South West Park Elementary	57/75499-00-011	02/14/17	\$ 2,659,552	\$ -	
Azusa Unified	Los Angeles	Center Middle	57/64279-00-019	02/15/17	\$ 3,296,598	\$ -	
Alameda Unified	Alameda	Alameda High	57/61119-01-001	02/23/17	\$ 1,679,127	\$ -	
Banta Elementary	San Joaquin	Banta Elementary	57/68486-00-002	02/23/17	\$ 80,632	\$ 53,755	
Sequoia Union Elementary	Tulare	Sequoia Elementary	57/72116-00-002	02/24/17	\$ 168,807	\$ 112,538	
Jurupa Unified	Riverside	Jurupa Valley High	57/67090-00-011	02/27/17	\$ 1,595,262	\$ -	
San Juan Unified	Sacramento	Bella Vista High	57/67447-00-062	02/27/17	\$ 741,237	\$ -	
Southern Humboldt Joint Unified	Humboldt	South Fork High	57/63040-00-001	03/03/17	\$ 2,114,533	\$ -	
Atascadero Unified	San Luis Obispo	Atascadero Junior High	57/68700-00-006	03/03/17	\$ 5,164,441	\$ -	
Desert Sands Unified	Riverside	La Quinta Middle	57/67058-00-019	03/06/17	\$ 2,566,440	\$ -	
Palm Springs Unified	Riverside	Agua Caliente Elementary	57/67173-00-011	03/07/17	\$ 1,179,108	\$ -	
Sierra Sands Unified	Kern	Burroughs High	57/73742-00-009	03/07/17	\$ 8,093,864	\$ 5,395,909	
San Ramon Valley Unified	Contra Costa	Bollinger Canyon Elementary	57/61804-00-026	03/13/17	\$ 502,912	\$ -	
San Ramon Valley Unified	Contra Costa	Los Cerros Middle	57/61804-00-027	03/13/17	\$ 1,001,109	\$ -	
Sierra Sands Unified	Kern	Murray Middle	57/73742-00-010	03/13/17	\$ 4,810,926	\$ 3,207,284	
Azusa Unified	Los Angeles	Slauson Middle	57/64279-00-020	03/15/17	\$ 4,694,932	\$ -	
San Ramon Valley Unified	Contra Costa	Pine Valley Middle	57/61804-00-028	03/16/17	\$ 858,187	\$ -	
San Ramon Valley Unified	Contra Costa	Tassajara Hills Elementary	57/61804-00-029	03/16/17	\$ 670,550	\$ -	
Dinuba Unified	Tulare	Dinuba High	57/75531-00-013	03/16/17	\$ 840,068	\$ 560,046	
Dinuba Unified	Tulare	Jefferson Elementary	57/75531-00-014	03/16/17	\$ 190,260	\$ 126,840	
Dinuba Unified	Tulare	Lincoln Elementary	57/75531-00-015	03/16/17	\$ 100,240	\$ 66,827	
Torrance Unified	Los Angeles	Calle Mayor Middle School	57/65060-00-037	03/22/17	\$ 1,326,473	\$ -	
Downey Unified	Los Angeles	Stauffer Middle	57/64451-00-029	03/23/17	\$ 7,237,121	\$ -	
Central Elementary	San Bernardino	Dona Merced Elementary	57/67645-00-006	03/28/17	\$ 700,193	\$ -	
Central Elementary	San Bernardino	Bear Gulch Elementary	57/67645-00-007	03/28/17	\$ 826,805	\$ -	
Clovis Unified	Fresno	Red Bank Elementary	57/62117-00-055	04/04/17	\$ 3,090,137	\$ -	
Twin Rivers Unified	Sacramento	Frontier Elementary	57/76505-00-042	04/05/17	\$ 798,413	\$ -	
Twin Rivers Unified	Sacramento	Castori Elementary	57/76505-00-043	04/05/17	\$ 625,660	\$ -	
Twin Rivers Unified	Sacramento	Northwood Elementary	57/76505-00-044	04/05/17	\$ 676,898	\$ -	
Potter Valley Community Unified	Mendocino	Potter Valley High	57/73866-00-001	04/07/17	\$ 1,812,691	\$ -	
Scotts Valley Unified	Santa Cruz	Scotts Valley Middle	57/75432-00-002	04/20/17	\$ 4,228,965	\$ -	
Central Elementary	San Bernardino	Central Elementary	57/67645-00-008	04/24/17	\$ 809,201	\$ -	
Menlo Park City Elementary	San Mateo	Laurel Elementary	57/68965-00-006	04/24/17	\$ 1,812,907	\$ -	
Fullerton Joint Union High	Orange	Sunny Hills High	57/66514-00-016	04/26/17	\$ 2,230,396	\$ -	
San Francisco Unified	San Francisco	Redding Elementary	57/68478-79-004	04/26/17	\$ 1,649,358	\$ -	
San Benito High	San Benito	San Benito High	57/67538-00-002	04/27/17	\$ 1,033,724	\$ -	

SFP APPLICATIONS
 Modernization School Facilities Program
 - Workload as of May 31, 2019 -

District	County	Site Name	Application Number	OPSC Date Received	Estimated State Grant (a)	Financial Hardship (b)	Notification Occurred**
San Benito High	San Benito	San Benito High	57/67538-00-003	04/27/17	\$ 3,781,733	\$ -	
San Benito High	San Benito	San Benito High	57/67538-00-004	04/27/17	\$ 797,124	\$ -	
Snowline Joint Unified	San Bernardino	Pinon Hills Elementary	57/73957-00-001	05/01/17	\$ 307,916	\$ 205,278	
Snowline Joint Unified	San Bernardino	Serrano High	57/73957-00-002	05/01/17	\$ 1,802,099	\$ 1,201,400	
Snowline Joint Unified	San Bernardino	Baldy Elementary	57/73957-00-003	05/01/17	\$ 542,518	\$ 361,679	
Snowline Joint Unified	San Bernardino	Chaparral Continuation High	57/73957-00-004	05/01/17	\$ 126,468	\$ 84,312	
Snowline Joint Unified	San Bernardino	Phelan Elementary	57/73957-00-005	05/01/17	\$ 390,288	\$ 260,192	
Snowline Joint Unified	San Bernardino	Quail Valley Middle	57/73957-00-006	05/01/17	\$ 235,451	\$ 156,967	
Snowline Joint Unified	San Bernardino	Wrightwood Elementary	57/73957-00-007	05/01/17	\$ 258,119	\$ 172,080	
Snowline Joint Unified	San Bernardino	Pinon Mesa Middle	57/73957-00-008	05/01/17	\$ 515,478	\$ 343,652	
Escalon Unified	San Joaquin	Escalon High	57/68502-00-003	05/04/17	\$ 195,585	\$ -	
Taft City Elementary	Kern	Lincoln Junior High	57/63800-00-007	05/09/17	\$ 3,922,144	\$ -	
Konocti Unified	Lake	Lower Lake High	57/64022-00-010	05/09/17	\$ 759,579	\$ -	
Konocti Unified	Lake	Lower Lake Elementary	57/64022-00-011	05/09/17	\$ 702,458	\$ -	
Kern High	Kern	Foothill High	57/63529-00-011	05/17/17	\$ 1,668,200	\$ -	
Pomona Unified	Los Angeles	Fremont Academy	57/64907-00-031	05/23/17	\$ 190,358	\$ -	
San Jacinto Unified	Riverside	De Anza Elementary	57/67249-00-006	05/23/17	\$ 2,730,216	\$ -	
San Jacinto Unified	Riverside	Park Hill	57/67249-00-007	05/23/17	\$ 2,557,969	\$ -	
San Ramon Valley Unified	Contra Costa	Iron Horse Middle	57/61804-00-030	05/26/17	\$ 903,361	\$ -	
Whittier City Elementary	Los Angeles	Dexter Middle	57/65110-00-013	06/02/17	\$ 5,030,095	\$ -	
Los Angeles Unified	Los Angeles	Drew (Charles) Middle	57/64733-00-600	06/06/17	\$ 4,199,849	\$ -	
Los Angeles Unified	Los Angeles	Kittridge Elementary	57/64733-00-601	06/06/17	\$ 1,095,503	\$ -	
Los Angeles Unified	Los Angeles	Hamasaki (Riggin) Elementary	57/64733-00-602	06/06/17	\$ 1,287,581	\$ -	
Los Angeles Unified	Los Angeles	Loyola Village Elementary	57/64733-00-603	06/06/17	\$ 1,649,253	\$ -	
Los Angeles Unified	Los Angeles	Graham Elementary	57/64733-00-610	06/06/17	\$ 3,852,882	\$ -	
Los Angeles Unified	Los Angeles	Tenth Street Elementary	57/64733-00-611	06/06/17	\$ 3,555,182	\$ -	
Los Angeles Unified	Los Angeles	Belmont Senior High	57/64733-11-013	06/06/17	\$ 1,992,944	\$ -	
Los Angeles Unified	Los Angeles	Loreto Street Elementary	57/64733-00-604	06/12/17	\$ 969,228	\$ -	
Los Angeles Unified	Los Angeles	West Vernon Avenue Elementary	57/64733-00-605	06/12/17	\$ 3,129,659	\$ -	
Los Angeles Unified	Los Angeles	Alphonso B Perez Special Education Center	57/64733-00-606	06/12/17	\$ 2,182,080	\$ -	
Los Angeles Unified	Los Angeles	Loren Miller Elementary	57/64733-00-607	06/12/17	\$ 2,062,559	\$ -	
Los Angeles Unified	Los Angeles	Marvin Elementary	57/64733-00-608	06/12/17	\$ 1,761,910	\$ -	
Los Angeles Unified	Los Angeles	Fairfax Senior High	57/64733-00-609	06/12/17	\$ 2,391,709	\$ -	
Cucamonga Elementary	San Bernardino	The Ontario Center	57/67694-00-004	06/15/17	\$ 2,691,763	\$ -	
Ackerman Elementary	Placer	Bowman Elementary	57/66761-00-004	06/16/17	\$ 2,019,694	\$ -	
Ceres Unified	Stanislaus	Ceres High	57/71043-00-014	06/19/17	\$ 1,693,230	\$ -	
Los Angeles Unified	Los Angeles	Burton Street Elementary	57/64733-00-612	06/20/17	\$ 2,776,042	\$ -	
Los Angeles Unified	Los Angeles	State Street Elementary	57/64733-00-613	06/20/17	\$ 2,176,320	\$ -	
Los Angeles Unified	Los Angeles	Sherman Oaks Center for Enriched Studies	57/64733-00-614	06/20/17	\$ 2,125,578	\$ -	
Los Angeles Unified	Los Angeles	Parthenia Street Elementary	57/64733-00-615	06/20/17	\$ 2,387,217	\$ -	
Los Angeles Unified	Los Angeles	James Monroe High	57/64733-00-616	06/20/17	\$ 1,784,276	\$ -	
Los Angeles Unified	Los Angeles	Robert Louis Stevenson Middle	57/64733-05-017	06/20/17	\$ 1,225,590	\$ -	
Los Angeles Unified	Los Angeles	Montague Charter Academy	57/64733-38-023	06/20/17	\$ 1,849,493	\$ -	
Twin Rivers Unified	Sacramento	Foothill High	57/76505-00-045	06/21/17	\$ 215,624	\$ -	
Twin Rivers Unified	Sacramento	Woodlake Elementary	57/76505-00-047	06/21/17	\$ 936,133	\$ -	
Twin Rivers Unified	Sacramento	Orchard Elementary	57/76505-00-048	06/21/17	\$ 677,836	\$ -	
Twin Rivers Unified	Sacramento	D. W. Babcock Elementary	57/76505-02-001	06/21/17	\$ 12,100	\$ -	
Twin Rivers Unified	Sacramento	Hagginwood Elementary	57/76505-02-003	06/21/17	\$ 477,469	\$ -	

SFP APPLICATIONS
 Modernization School Facilities Program
 - Workload as of May 31, 2019 -

District	County	Site Name	Application Number	OPSC Date Received	Estimated State Grant (a)	Financial Hardship (b)	Notification Occurred**
Fullerton Joint Union High	Orange	Troy High	57/66514-00-017	06/22/17	\$ 3,425,704	\$ -	
Jurupa Unified	Riverside	Rubidoux High	57/67090-00-012	06/22/17	\$ 4,876,717	\$ -	
San Ramon Valley Unified	Contra Costa	Charlotte Wood Middle	57/61804-00-031	06/29/17	\$ 1,162,640	\$ -	
Los Angeles Unified	Los Angeles	Elizabeth Learning Center	57/64733-00-617	07/06/17	\$ 1,635,587	\$ -	
Los Angeles Unified	Los Angeles	Sylmar Senior High	57/64733-00-618	07/06/17	\$ 3,027,167	\$ -	
Los Angeles Unified	Los Angeles	Griffith Middle	57/64733-00-619	07/06/17	\$ 3,023,576	\$ -	
Chaffey Joint Union High	San Bernardino	Rancho Cucamonga High	57/67652-00-004	07/12/17	\$ 9,398,565	\$ -	
Gustine Unified	Stanislaus	Gustine High	57/73619-00-005	07/13/17	\$ 1,279,608	\$ -	
Brawley Elementary	Imperial	Barbara Worth Junior High	57/63073-00-003	07/14/17	\$ 1,076,419	\$ -	
Chaffey Joint Union High	San Bernardino	Etiwanda High	57/67652-00-005	07/14/17	\$ 19,425,446	\$ -	
La Habra City Elementary	Orange	Walnut Elementary	57/66563-00-009	07/17/17	\$ 2,669,971	\$ -	
Lincoln Unified	San Joaquin	Claudia Landeen Elementary	57/68569-00-016	07/17/17	\$ 1,012,180	\$ -	
Lincoln Unified	San Joaquin	Lincoln Elementary	57/68569-00-017	07/17/17	\$ 798,973	\$ -	
Los Angeles Unified	Los Angeles	Hoover Street Elementary	57/64733-00-620	07/18/17	\$ 2,493,434	\$ -	
Los Angeles Unified	Los Angeles	Griffin Avenue Elementary	57/64733-00-621	07/18/17	\$ 1,748,486	\$ -	
Los Angeles Unified	Los Angeles	El Sereno Middle	57/64733-34-016	07/18/17	\$ 467,371	\$ -	
Los Angeles Unified	Los Angeles	Reseda High	57/64733-39-008	07/18/17	\$ 1,622,731	\$ -	
Central Union High	Imperial	Southwest High	57/63115-00-003	07/25/17	\$ 2,983,443	\$ -	
Los Angeles Unified	Los Angeles	Kennedy (John F.) High	57/64733-00-622	07/25/17	\$ 1,378,141	\$ -	
Los Angeles Unified	Los Angeles	Hale Charter School Academy	57/64733-00-623	07/25/17	\$ 4,231,576	\$ -	
Los Angeles Unified	Los Angeles	Dana (Richard Henry) Middle	57/64733-20-019	07/25/17	\$ 1,049,442	\$ -	
Larkspur Elementary	Marin	Hall Middle	57/65367-00-006	07/26/17	\$ 855,664	\$ -	
Santa Paula Unified	Ventura	McKevett Elementary	57/76828-00-002	07/26/17	\$ 1,300,289	\$ -	
Torrance Unified	Los Angeles	Bert M. Lynn Middle	57/65060-00-038	07/28/17	\$ 741,833	\$ -	
Torrance Unified	Los Angeles	Edison Elementary	57/65060-00-039	07/28/17	\$ 326,165	\$ -	
Torrance Unified	Los Angeles	Evelyn Carr Elementary	57/65060-00-040	07/28/17	\$ 73,359	\$ -	
Torrance Unified	Los Angeles	Casimir Middle	57/65060-00-041	07/28/17	\$ 274,729	\$ -	
Torrance Unified	Los Angeles	Jefferson Middle	57/65060-00-042	07/28/17	\$ 811,892	\$ -	
Temecula Valley Unified	Riverside	Temecula Elementary	57/75192-00-008	07/28/17	\$ 712,375	\$ -	
Twin Rivers Unified	Sacramento	Noralto Elementary	57/76505-00-050	07/28/17	\$ 912,660	\$ -	
Torrance Unified	Los Angeles	Riviera Elementary	57/65060-00-043	07/31/17	\$ 522,319	\$ -	
Los Angeles Unified	Los Angeles	White Point Elementary	57/64733-00-624	08/01/17	\$ 1,863,739	\$ -	
Placer Union High	Placer	Placer High	57/66894-00-012	08/01/17	\$ 464,452	\$ -	
Torrance Unified	Los Angeles	Towers Elementary	57/65060-00-044	08/02/17	\$ 654,453	\$ -	
Sequoia Union High	San Mateo	Redwood High	57/69062-00-037	08/03/17	\$ 560,989	\$ -	
Los Angeles Unified	Los Angeles	Chatsworth Senior High	57/64733-00-625	08/08/17	\$ 1,777,658	\$ -	
Los Angeles Unified	Los Angeles	Leland Street Elementary	57/64733-00-626	08/08/17	\$ 811,630	\$ -	
Los Angeles Unified	Los Angeles	Van Nuys Elementary	57/64733-00-627	08/08/17	\$ 2,651,877	\$ -	
Los Angeles Unified	Los Angeles	Stagg Street Elementary	57/64733-00-628	08/08/17	\$ 1,593,293	\$ -	
Azusa Unified	Los Angeles	Henry Dalton Elementary	57/64279-00-021	08/11/17	\$ 2,870,170	\$ -	
Porterville Unified	Tulare	Porterville High	57/75523-00-015	08/11/17	\$ 6,176,901	\$ -	
Porterville Unified	Tulare	Monache High	57/75523-00-016	08/11/17	\$ 3,199,635	\$ -	
Larkspur Elementary	Marin	Neil Cummins Elementary	57/65367-00-007	08/14/17	\$ 754,398	\$ -	
Rincon Valley Union Elementary	Sonoma	Village Elementary Charter	57/70896-00-011	08/14/17	\$ 1,634,597	\$ -	
Los Angeles Unified	Los Angeles	Coldwater Canyon Elementary	57/64733-00-629	08/16/17	\$ 2,719,964	\$ -	
Los Angeles Unified	Los Angeles	San Fernando Senior High	57/64733-73-005	08/16/17	\$ 4,443,145	\$ -	
Escondido Union	San Diego	Quantum Academy	57/68098-00-013	08/16/17	\$ 985,189	\$ -	
Merced River Union Elementary	Merced	Washington Elementary	57/73726-00-001	08/17/17	\$ 112,778	\$ 75,186	

SFP APPLICATIONS
 Modernization School Facilities Program
 - Workload as of May 31, 2019 -

District	County	Site Name	Application Number	OPSC Date Received	Estimated State Grant (a)	Financial Hardship (b)	Notification Occurred**
McSwain Union Elementary	Merced	McSwain Elementary	57/65763-00-003	08/18/17	\$ 161,469	\$ 107,646	
Natomas Unified	Sacramento	Natomas Pacific Pathways Prep Middle	57/75283-00-004	08/18/17	\$ 2,479,644	\$ -	
Caruthers Unified	Fresno	Caruthers High	57/75598-00-003	08/21/17	\$ 2,758,739	\$ -	
Burbank Unified	Los Angeles	Thomas Jefferson Elementary	57/64337-00-018	08/22/17	\$ 138,270	\$ -	
Irvine Unified	Orange	Santiago Hills Elementary	57/73650-00-021	08/23/17	\$ 335,448	\$ -	
Irvine Unified	Orange	College Park Elementary	57/73650-00-022	08/23/17	\$ 470,630	\$ -	
Irvine Unified	Orange	Culverdale Elementary	57/73650-00-023	08/23/17	\$ 597,498	\$ -	
Washington Unified	Fresno	West Fresno Elementary	57/76778-00-004	08/29/17	\$ 688,283	\$ -	
Los Angeles Unified	Los Angeles	Markham (Edwin) Middle	57/64733-00-630	08/30/17	\$ 1,804,655	\$ -	
Los Angeles Unified	Los Angeles	Bell Senior High	57/64733-00-631	08/30/17	\$ 2,084,470	\$ -	
Sacramento City Unified	Sacramento	Kit Carson Middle	57/67439-00-075	08/30/17	\$ 38,707	\$ -	
Rincon Valley Union Elementary	Sonoma	Matanzas Elementary	57/70896-00-012	08/31/17	\$ 666,550	\$ -	
Central Union Elementary	Kings	Akers Elementary	57/63883-00-001	09/01/17	\$ 434,796	\$ 289,864	
Torrance Unified	Los Angeles	West High	57/65060-00-045	09/01/17	\$ 3,338,116	\$ -	
Palo Verde Union Elementary	Tulare	Palo Verde Elementary	57/72033-00-002	09/01/17	\$ 30,247	\$ 20,164	
North Monterey County Unified	Monterey	North Monterey County High	57/73825-00-010	09/07/17	\$ 3,519,183	\$ -	
Sweetwater Union High	San Diego	Sweetwater High	57/68411-00-043	09/08/17	\$ 3,597,141	\$ -	
Sweetwater Union High	San Diego	Hilltop Middle	57/68411-00-044	09/08/17	\$ 1,611,256	\$ -	
Sweetwater Union High	San Diego	Chula Vista Senior High	57/68411-00-045	09/08/17	\$ 3,194,421	\$ -	
Sweetwater Union High	San Diego	Mar Vista Middle	57/68411-00-046	09/08/17	\$ 1,406,447	\$ -	
Sweetwater Union High	San Diego	Mar Vista Senior High	57/68411-00-047	09/08/17	\$ 2,037,649	\$ -	
Sweetwater Union High	San Diego	Castle Park Senior High	57/68411-00-048	09/08/17	\$ 2,157,524	\$ -	
Twin Rivers Unified	Sacramento	Woodridge Elementary	57/76505-00-052	09/08/17	\$ 573,298	\$ -	
Twin Rivers Unified	Sacramento	Grant Union High	57/76505-00-054	09/08/17	\$ 1,915,763	\$ -	
Los Angeles Unified	Los Angeles	Robert Frost Middle	57/64733-00-632	09/13/17	\$ 5,038,547	\$ -	
Los Angeles Unified	Los Angeles	Hart Street Elementary	57/64733-00-633	09/13/17	\$ 676,654	\$ -	
Los Angeles Unified	Los Angeles	Alta Loma Elementary	57/64733-10-003	09/13/17	\$ 820,154	\$ -	
Escondido Union	San Diego	Mission Middle	57/68098-00-014	09/14/17	\$ 3,201,633	\$ -	
Weaver Union	Merced	Weaver Middle	57/65862-00-002	09/15/17	\$ 2,210,240	\$ -	
Los Angeles Unified	Los Angeles	Capistrano Avenue Elementary	57/64733-00-634	09/20/17	\$ 1,204,765	\$ -	
Newport-Mesa Unified	Orange	Roy O. Andersen Elementary	57/66597-00-042	09/20/17	\$ 255,268	\$ -	
Burbank Unified	Los Angeles	Bret Harte Elementary	57/64337-00-019	09/21/17	\$ 138,270	\$ -	
Victor Elementary	San Bernardino	Village Elementary	57/67918-00-006	09/25/17	\$ 871,723	\$ -	
Victor Elementary	San Bernardino	Mojave Vista Elementary	57/67918-00-007	09/25/17	\$ 904,696	\$ -	
Yreka Union High	Siskiyou	Yreka High	57/70516-00-003	09/25/17	\$ 750,864	\$ 500,576	
Maple Elementary	Kern	Maple Elementary	57/63610-00-003	09/29/17	\$ 1,658,089	\$ 1,105,393	
Norwalk-La Mirada Unified	Los Angeles	John H. Glenn High	57/64840-00-027	10/04/17	\$ 1,520,177	\$ -	
Norwalk-La Mirada Unified	Los Angeles	Corvallis Middle	57/64840-00-028	10/06/17	\$ 1,587,197	\$ -	
Norwalk-La Mirada Unified	Los Angeles	Reginald M. Benton Middle	57/64840-00-029	10/06/17	\$ 784,751	\$ -	
Los Angeles Unified	Los Angeles	Emelita Street Elementary	57/64733-00-635	10/11/17	\$ 1,075,775	\$ -	
Escondido Union	San Diego	Orange Glen Elementary	57/68098-00-015	10/12/17	\$ 2,211,945	\$ -	
Firebaugh-Las Deltas Joint Unified	Fresno	Arthur E. Mills Intermediate	57/73809-00-005	10/12/17	\$ 937,217	\$ -	
Cutler-Orosi Joint Unified	Tulare	Orosi High	57/71860-00-009	10/16/17	\$ 505,872	\$ 337,248	
Burbank Unified	Los Angeles	R. L. Stevenson Elementary	57/64337-00-020	10/17/17	\$ 605,944	\$ -	
Los Angeles Unified	Los Angeles	Palms Middle	57/64733-00-636	10/17/17	\$ 3,047,951	\$ -	
Southern Humboldt Joint Unified	Humboldt	Redway Elementary	57/63040-00-002	10/18/17	\$ 1,701,739	\$ -	
Newhall Elementary	Los Angeles	Peachland Avenue Elementary	57/64832-00-005	10/19/17	\$ 1,460,819	\$ -	
Columbia Elementary	Shasta	Columbia Elementary	57/69948-00-002	10/20/17	\$ 2,262,817	\$ -	

SFP APPLICATIONS
 Modernization School Facilities Program
 - Workload as of May 31, 2019 -

District	County	Site Name	Application Number	OPSC Date Received	Estimated State Grant (a)	Financial Hardship (b)	Notification Occurred**
Los Angeles Unified	Los Angeles	Broadous Elementary	57/64733-00-637	10/25/17	\$ 713,401	\$ -	
Anaheim Union High	Orange	Anaheim High	57/66431-00-016	10/25/17	\$ 6,422,590	\$ -	
Anaheim Union High	Orange	Cypress High	57/66431-00-017	10/25/17	\$ 3,942,420	\$ -	
Downey Unified	Los Angeles	Rio Hondo Elementary	57/64451-00-030	10/27/17	\$ 1,879,657	\$ -	
San Marcos Unified	San Diego	Alvin M. Dunn Elementary	57/73791-00-006	10/31/17	\$ 749,808	\$ -	
Los Angeles Unified	Los Angeles	Olive Vista Middle	57/64733-00-638	11/01/17	\$ 6,669,152	\$ -	
San Benito High	San Benito	San Benito High	57/67538-00-005	11/01/17	\$ 8,893,601	\$ -	
San Benito High	San Benito	San Benito High	57/67538-00-006	11/03/17	\$ 11,291,330	\$ -	
San Marcos Unified	San Diego	Alvin M. Dunn Elementary	57/73791-00-007	11/03/17	\$ 2,716,054	\$ -	
Jurupa Unified	Riverside	Mission Bell Elementary	57/67090-00-013	11/09/17	\$ 1,435,563	\$ -	
Chaffey Joint Union High	San Bernardino	Chaffey High	57/67652-00-006	11/09/17	\$ 21,161,925	\$ -	
Armona Union Elementary	Kings	Armona Elementary	57/63875-00-002	11/13/17	\$ 366,389	\$ 244,260	
Romoland Elementary	Riverside	Romoland Elementary	57/67231-00-002	11/14/17	\$ 2,021,328	\$ -	
Visalia Unified	Tulare	Mineral King Elementary	57/72256-00-022	11/16/17	\$ 4,085,803	\$ -	
Muroc Joint Unified	Kern	Bailey Avenue Elementary	57/63685-00-009	11/22/17	\$ 348,035	\$ 232,023	
Elk Grove Unified	Sacramento	Franklin High	57/67314-00-020	11/28/17	\$ 1,131,367	\$ -	
San Jacinto Unified	Riverside	San Jacinto High	57/67249-00-008	11/29/17	\$ 2,089,406	\$ -	
Corona-Norco Unified	Riverside	Centennial High	57/67033-00-017	11/30/17	\$ 1,344,548	\$ -	
Fullerton Joint Union High	Orange	Fullerton Union High	57/66514-00-018	12/01/17	\$ 981,045	\$ -	
Millville Elementary	Shasta	Millville Elementary	57/70052-00-003	12/04/17	\$ 678,155	\$ 452,103	
Los Angeles Unified	Los Angeles	La Salle Avenue Elementary	57/64733-00-639	12/05/17	\$ 3,367,284	\$ -	
Elk Grove Unified	Sacramento	Laguna Creek High	57/67314-00-021	12/05/17	\$ 3,491,746	\$ -	
Buena Park Elementary	Orange	Buena Park Junior High	57/66456-00-008	12/07/17	\$ 2,068,018	\$ -	
Buena Park Elementary	Orange	Carl E. Gilbert Elementary	57/66456-00-009	12/07/17	\$ 1,114,370	\$ -	
Buena Park Elementary	Orange	James A. Whitaker Elementary	57/66456-00-010	12/07/17	\$ 1,570,372	\$ -	
Buena Park Elementary	Orange	Charles G. Emery Elementary	57/66456-00-011	12/07/17	\$ 997,188	\$ -	
Buena Park Elementary	Orange	Mabel L. Pendleton Elementary	57/66456-00-012	12/07/17	\$ 1,104,993	\$ -	
Centralia Elementary	Orange	Centralia Elementary	57/66472-00-010	12/07/17	\$ 1,644,013	\$ -	
San Bernardino City Unified	San Bernardino	Muscoy Elementary	57/67876-00-106	12/07/17	\$ 509,155	\$ -	
San Ysidro Elementary	San Diego	Smythe Elementary	57/68379-00-002	12/07/17	\$ 3,108,949	\$ -	
San Ysidro Elementary	San Diego	La Mirada Elementary	57/68379-00-003	12/07/17	\$ 2,652,962	\$ -	
Santa Ynez Valley Union High	Santa Barbara	Santa Ynez Valley Union High	57/69328-00-001	12/07/17	\$ 9,557,589	\$ -	
Buena Park Elementary	Orange	Arthur F. Corey Elementary	57/66456-00-013	12/15/17	\$ 1,132,892	\$ -	
Buena Park Elementary	Orange	Gordon H. Beatty Elementary	57/66456-00-014	12/15/17	\$ 1,300,307	\$ -	
Trinity Alps Unified	Trinity	Trinity High	57/76513-00-001	12/15/17	\$ 3,719,508	\$ -	
Downey Unified	Los Angeles	Gauldin Elementary	57/64451-00-031	12/18/17	\$ 1,809,488	\$ -	
San Marino Unified	Los Angeles	Huntington Middle	57/64964-00-008	12/20/17	\$ 2,431,828	\$ -	
Del Mar Union Elementary	San Diego	Carmel Del Mar Elementary	57/68056-00-004	12/22/17	\$ 2,376,647	\$ -	
Lowell Joint	Los Angeles	Olita Elementary	57/64766-00-001	12/26/17	\$ 3,060,024	\$ -	
Irvine Unified	Orange	Stone Creek Elementary	57/73650-00-024	12/26/17	\$ 1,411,210	\$ -	
Hayward Unified	Alameda	Hayward High	57/61192-00-003	12/28/17	\$ 9,871,566	\$ -	
Hayward Unified	Alameda	Tennyson High	57/61192-00-004	12/28/17	\$ 2,954,628	\$ -	
Hayward Unified	Alameda	Mt Eden High	57/61192-00-005	12/28/17	\$ 10,564,457	\$ -	
Clovis Unified	Fresno	Buchanan High	57/62117-00-056	01/02/18	\$ 10,402,026	\$ -	
Cypress Elementary	Orange	Margaret Landell Elementary	57/66480-00-006	01/02/18	\$ 988,220	\$ -	
Elk Grove Unified	Sacramento	Valley High	57/67314-00-022	01/04/18	\$ 1,570,493	\$ -	
Jurupa Unified	Riverside	Rubidoux High	57/67090-00-014	01/08/18	\$ 5,548,044	\$ -	
Buellton Union Elementary	Santa Barbara	Jonata Middle	57/69138-00-002	01/08/18	\$ 1,405,957	\$ -	

SFP APPLICATIONS
 Modernization School Facilities Program
 - Workload as of May 31, 2019 -

District	County	Site Name	Application Number	OPSC Date Received	Estimated State Grant (a)	Financial Hardship (b)	Notification Occurred**
Butteville Union Elementary	Siskiyou	Butteville Elementary	57/70201-00-002	01/08/18	\$ 93,592	\$ 62,394	
Paradise Unified	Butte	Paradise Senior High	57/61531-00-003	01/12/18	\$ 4,482,717	\$ -	
William S. Hart Union High	Los Angeles	Placerita Junior High	57/65136-00-010	01/16/18	\$ 1,492,386	\$ -	
Alhambra Unified	Los Angeles	Repetto Elementary	57/75713-00-028	01/16/18	\$ 2,931,994	\$ -	
Alhambra Unified	Los Angeles	Monterey Highlands Elementary	57/75713-00-029	01/16/18	\$ 1,706,453	\$ -	
San Ramon Valley Unified	Contra Costa	Stone Valley Middle	57/61804-00-032	01/17/18	\$ 4,133,251	\$ -	
Monson-Sultana Joint Union Elementary	Tulare	Monson-Sultana Elementary	57/72009-00-002	01/22/18	\$ 118,375	\$ 78,917	
Elk Grove Unified	Sacramento	Sierra-Enterprise Elementary	57/67314-00-023	01/24/18	\$ 1,549,084	\$ -	
Merced City Elementary	Merced	Luther Burbank Elementary	57/65771-00-015	01/25/18	\$ 1,852,259	\$ -	
Elk Grove Unified	Sacramento	Florin High	57/67314-00-024	01/25/18	\$ 5,258,009	\$ -	
Irvine Unified	Orange	Irvine High	57/73650-00-025	01/25/18	\$ 3,874,257	\$ -	
Irvine Unified	Orange	University High	57/73650-00-026	01/25/18	\$ 654,092	\$ -	
Los Angeles Unified	Los Angeles	George Washington Carver Middle	57/64733-00-640	02/07/18	\$ 4,864,058	\$ -	
Los Angeles Unified	Los Angeles	Harrison Street Elementary	57/64733-00-641	02/12/18	\$ 1,904,407	\$ -	
Los Angeles Unified	Los Angeles	First Street Elementary	57/64733-00-642	02/12/18	\$ 2,634,671	\$ -	
Los Angeles Unified	Los Angeles	Main Street Elementary	57/64733-00-643	02/12/18	\$ 8,234,489	\$ -	
San Diego Unified	San Diego	University City High	57/68338-00-230	02/13/18	\$ 12,621,539	\$ -	
Temecula Valley Unified	Riverside	Temecula Middle	57/75192-00-009	02/13/18	\$ 5,317,887	\$ -	
Atwater Elementary	Merced	Mitchell Intermediate	57/65631-00-007	02/15/18	\$ 5,526,380	\$ -	
Atwater Elementary	Merced	Bellevue Elementary	57/65631-00-008	02/15/18	\$ 467,043	\$ -	
Grossmont Union High	San Diego	Granite Hills High	57/68130-00-027	02/15/18	\$ 619,301	\$ -	
Twin Rivers Unified	Sacramento	Warren A Allison Elementary	57/76505-00-055	02/16/18	\$ 644,619	\$ -	
Twin Rivers Unified	Sacramento	Westside Elementary	57/76505-00-056	02/16/18	\$ 1,170,571	\$ -	
Los Angeles Unified	Los Angeles	Nobel Junior Magnet Center	57/64733-00-644	02/20/18	\$ 2,641,139	\$ -	
Los Angeles Unified	Los Angeles	Wilmington Middle	57/64733-00-645	02/20/18	\$ 1,404,708	\$ -	
Los Angeles Unified	Los Angeles	Haddon Avenue Elementary	57/64733-00-646	02/20/18	\$ 536,406	\$ -	
Los Angeles Unified	Los Angeles	Albion Street Elementary	57/64733-00-647	02/20/18	\$ 2,199,699	\$ -	
Los Angeles Unified	Los Angeles	Edwin Markham Middle	57/64733-00-648	02/20/18	\$ 2,487,925	\$ -	
Los Angeles Unified	Los Angeles	Florence Nightingale Middle	57/64733-08-007	02/20/18	\$ 2,028,913	\$ -	
Los Angeles Unified	Los Angeles	Glenn Hammond Curtiss Middle	57/64733-32-023	02/20/18	\$ 930,225	\$ -	
Los Angeles Unified	Los Angeles	Jordan High School Magnet	57/64733-68-008	02/20/18	\$ 2,284,577	\$ -	
Twin Rivers Unified	Sacramento	Rio Linda High	57/76505-00-057	02/20/18	\$ 1,687,709	\$ -	
Kentfield Elementary	Marin	Adaline E Kent Middle	57/65334-00-003	02/26/18	\$ 1,206,043	\$ -	
Los Angeles Unified	Los Angeles	Robert F Kennedy Elementary	57/64733-00-649	02/27/18	\$ 526,280	\$ -	
Los Angeles Unified	Los Angeles	Sixty-Eighth Street Elementary	57/64733-00-650	02/27/18	\$ 1,012,789	\$ -	
Los Angeles Unified	Los Angeles	Ulysses S Grant Senior High	57/64733-00-651	02/27/18	\$ 2,313,254	\$ -	
Los Angeles Unified	Los Angeles	Bell Senior High	57/64733-00-652	02/27/18	\$ 2,904,452	\$ -	
San Ramon Valley Unified	Contra Costa	California High	57/61804-00-033	03/01/18	\$ 920,156	\$ -	
Irvine Unified	Orange	Eastshore Elementary	57/73650-00-027	03/02/18	\$ 694,305	\$ -	
Irvine Unified	Orange	Springbrook Elementary	57/73650-00-028	03/02/18	\$ 3,097,577	\$ -	
Irvine Unified	Orange	Westpark Elementary	57/73650-00-029	03/02/18	\$ 3,415,758	\$ -	
Los Angeles Unified	Los Angeles	Rowan Avenue Elementary	57/64733-00-653	03/07/18	\$ 3,054,459	\$ -	
Los Angeles Unified	Los Angeles	Kester Avenue Elementary	57/64733-00-654	03/07/18	\$ 837,340	\$ -	
Los Angeles Unified	Los Angeles	Chandler Elementary School	57/64733-00-655	03/07/18	\$ 552,849	\$ -	
Los Angeles Unified	Los Angeles	Locke High School	57/64733-00-656	03/07/18	\$ 2,788,345	\$ -	
Los Angeles Unified	Los Angeles	Eagle Rock High	57/64733-00-657	03/07/18	\$ 5,881,556	\$ -	
Los Angeles Unified	Los Angeles	Woodrow Wilson Senior High	57/64733-00-658	03/07/18	\$ 3,778,899	\$ -	
Los Angeles Unified	Los Angeles	John F Kennedy High	57/64733-00-659	03/07/18	\$ 1,186,141	\$ -	

SFP APPLICATIONS
Modernization School Facilities Program
- Workload as of May 31, 2019 -

District	County	Site Name	Application Number	OPSC Date Received	Estimated State Grant (a)	Financial Hardship (b)	Notification Occurred**
Los Angeles Unified	Los Angeles	John Marshall Senior High	57/64733-12-010	03/07/18	\$ 2,007,360	\$ -	
Los Angeles Unified	Los Angeles	Western Avenue Elementary	57/64733-25-011	03/07/18	\$ 3,032,859	\$ -	
Los Angeles Unified	Los Angeles	Gault Street Elementary	57/64733-37-007	03/07/18	\$ 370,632	\$ -	
Los Angeles Unified	Los Angeles	Bonita Street Elementary	57/64733-54-026	03/07/18	\$ 572,611	\$ -	
South San Francisco Unified	San Mateo	Monte Verde Elementary	57/69070-00-016	03/09/18	\$ 983,845	\$ -	
Delano Union Elementary	Kern	Del Vista Elementary	57/63404-00-003	03/13/18	\$ 3,013,353	\$ 2,008,902	
Dinuba Unified	Tulare	Roosevelt Elementary	57/75531-00-011	03/13/18	\$ 1,548,789	\$ 1,032,526	
Los Angeles Unified	Los Angeles	McKinley Avenue Elementary	57/64733-00-660	03/14/18	\$ 348,676	\$ -	
Los Angeles Unified	Los Angeles	Taft (William Howard) High	57/64733-00-661	03/14/18	\$ 721,067	\$ -	
Los Angeles Unified	Los Angeles	Benjamin Franklin Senior High	57/64733-00-662	03/14/18	\$ 797,799	\$ -	
Los Angeles Unified	Los Angeles	Hollywood Senior High	57/64733-00-663	03/14/18	\$ 6,482,058	\$ -	
Los Angeles Unified	Los Angeles	Reseda Elementary	57/64733-00-664	03/14/18	\$ 1,482,368	\$ -	
Los Angeles Unified	Los Angeles	James Monroe High	57/64733-00-665	03/14/18	\$ 2,292,973	\$ -	
Los Angeles Unified	Los Angeles	South Gate Middle	57/64733-16-012	03/14/18	\$ 1,154,193	\$ -	
Los Angeles Unified	Los Angeles	Van Nuys Senior High	57/64733-27-010	03/14/18	\$ 6,339,910	\$ -	
Los Angeles Unified	Los Angeles	Grover Cleveland High	57/64733-41-007	03/14/18	\$ 4,262,185	\$ -	
Los Angeles Unified	Los Angeles	Pacific Boulevard	57/64733-74-002	03/14/18	\$ 747,956	\$ -	
Gerber Union Elementary	Tehama	Gerber Elementary	57/71548-00-002	03/15/18	\$ 116,939	\$ 77,959	
Twin Rivers Unified	Sacramento	Madison Elementary	57/76505-00-058	03/15/18	\$ 1,189,769	\$ -	
Temecula Valley Unified	Riverside	Paloma Elementary	57/75192-00-010	03/20/18	\$ 1,520,714	\$ -	
Temecula Valley Unified	Riverside	Red Hawk Elementary	57/75192-00-011	03/20/18	\$ 2,813,360	\$ -	
Temecula Valley Unified	Riverside	Pauba Valley Elementary	57/75192-00-012	03/20/18	\$ 1,520,714	\$ -	
Long Beach Unified	Los Angeles	Roosevelt Elementary	57/64725-05-001	03/21/18	\$ 6,227,165	\$ -	
Los Angeles Unified	Los Angeles	Belmont Senior High	57/64733-00-666	03/21/18	\$ 2,606,931	\$ -	
Los Angeles Unified	Los Angeles	Balboa Gifted/High Ability Magnet Elementary	57/64733-00-667	03/21/18	\$ 784,830	\$ -	
Los Angeles Unified	Los Angeles	Millikan Middle	57/64733-00-668	03/21/18	\$ 956,714	\$ -	
Los Angeles Unified	Los Angeles	Lull Special Education	57/64733-00-669	03/21/18	\$ 696,153	\$ -	
Los Angeles Unified	Los Angeles	52nd Street Elementary	57/64733-00-670	03/21/18	\$ 2,152,602	\$ -	
Mother Lode Union Elementary	El Dorado	Indian Creek Elementary	57/61929-00-005	03/22/18	\$ 2,336,628	\$ -	
Waugh Elementary	Sonoma	Meadow Elementary	57/70995-00-001	03/22/18	\$ 1,033,178	\$ -	
Benicia Unified	Solano	Joe Henderson Elementary	57/70524-00-010	03/23/18	\$ 724,721	\$ -	
Benicia Unified	Solano	Benicia Middle	57/70524-00-011	03/26/18	\$ 830,584	\$ -	
Benicia Unified	Solano	Matthew Turner Elementary	57/70524-00-012	03/26/18	\$ 787,575	\$ -	
Los Angeles Unified	Los Angeles	El Camino Real High	57/64733-44-006	03/28/18	\$ 1,071,828	\$ -	
Livingston Union	Merced	Campus Park Elementary	57/65748-00-003	03/28/18	\$ 1,398,819	\$ -	
Livingston Union	Merced	Selma Herndon Elementary	57/65748-00-004	03/28/18	\$ 1,233,166	\$ -	
Livingston Union	Merced	Yamato Colony Elementary	57/65748-00-005	03/28/18	\$ 2,686,921	\$ -	
Cutler-Orosi Joint Unified	Tulare	Palm Elementary	57/71860-00-010	03/28/18	\$ 1,020,048	\$ -	
Cutler-Orosi Joint Unified	Tulare	Golden Valley Elementary	57/71860-00-011	03/28/18	\$ 3,172,443	\$ -	
Cutler-Orosi Joint Unified	Tulare	El Monte Middle	57/71860-00-012	03/28/18	\$ 1,744,081	\$ -	
Dublin Unified	Alameda	Dublin High	57/75093-00-010	03/28/18	\$ 9,246,629	\$ -	
Temple City Unified	Los Angeles	Longden Elementary	57/65052-00-012	03/30/18	\$ 4,207,743	\$ -	
Alvord Unified	Riverside	Valley View Elementary	57/66977-00-019	03/30/18	\$ 1,134,030	\$ -	
Santa Ynez Valley Union High	Santa Barbara	Santa Ynez Valley Union High	57/69328-00-002	03/30/18	\$ 9,690,985	\$ -	
Delano Union Elementary	Kern	Albany Park Elementary	57/63404-00-004	04/02/18	\$ 2,143,037	\$ 1,428,691	
Delano Union Elementary	Kern	Nueva Vista Language Academy	57/63404-00-005	04/02/18	\$ 2,479,934	\$ 1,653,289	
Standard Elementary	Kern	Standard Middle	57/63792-00-002	04/02/18	\$ 6,160,251	\$ -	
Buckeye Union Elementary	El Dorado	Blue Oak Elementary	57/61838-00-008	04/03/18	\$ 2,975,476	\$ -	

SFP APPLICATIONS
 Modernization School Facilities Program
 - Workload as of May 31, 2019 -

District	County	Site Name	Application Number	OPSC Date Received	Estimated State Grant (a)	Financial Hardship (b)	Notification Occurred**
Los Angeles Unified	Los Angeles	Venice Senior High	57/64733-00-671	04/04/18	\$ 7,404,266	\$ -	
Los Angeles Unified	Los Angeles	San Fernando Middle	57/64733-28-016	04/04/18	\$ 2,280,771	\$ -	
Benicia Unified	Solano	Mary Farmar Elementary	57/70524-00-013	04/05/18	\$ 728,292	\$ -	
Benicia Unified	Solano	Robert Semple Elementary	57/70524-00-014	04/05/18	\$ 728,292	\$ -	
Los Angeles Unified	Los Angeles	Los Angeles Center for Enriched Studies	57/64733-00-672	04/11/18	\$ 3,988,704	\$ -	
San Bernardino City Unified	San Bernardino	San Andreas High	57/67876-00-107	04/11/18	\$ 646,695	\$ -	
Irvine Unified	Orange	Rancho San Joaquin Middle	57/73650-00-030	04/11/18	\$ 543,617	\$ -	
Mujroc Joint Unified	Kern	Bailey Avenue Elementary	57/63685-00-009	04/12/18	\$ 3,160,473	\$ 2,106,982	
Coalinga-Huron Unified	Fresno	Huron Elementary	57/62125-00-008	04/13/18	\$ 3,663,751	\$ -	
Davis Joint Unified	Yolo	Davis Senior High	57/72678-00-014	04/13/18	\$ 1,399,278	\$ -	
Benicia Unified	Solano	Benicia High	57/70524-00-015	04/16/18	\$ 3,765,446	\$ -	
Fullerton Joint Union High	Orange	Sunny Hills High	57/66514-00-019	04/17/18	\$ 98,846	\$ -	
Fullerton Joint Union High	Orange	Troy High	57/66514-00-020	04/17/18	\$ 1,713,218	\$ -	
Los Angeles Unified	Los Angeles	Chatsworth High	57/64733-00-673	04/18/18	\$ 4,929,033	\$ -	
Los Angeles Unified	Los Angeles	Lorena Street Elementary	57/64733-00-674	04/18/18	\$ 1,037,103	\$ -	
Los Angeles Unified	Los Angeles	Banning (Phineas) Senior High	57/64733-32-024	04/18/18	\$ 1,041,187	\$ -	
Clay Joint Elementary	Fresno	Clay Elementary	57/62109-00-003	04/19/18	\$ 772,104	\$ -	
Elk Grove Unified	Sacramento	Elk Grove Elementary	57/67314-00-025	04/23/18	\$ 1,016,091	\$ -	
Tahoe-Truckee Unified	Placer	Glenshire Elementary	57/66944-00-014	04/24/18	\$ 837,536	\$ -	
Sacramento City Unified	Sacramento	C K McClatchy High	57/67439-00-076	04/24/18	\$ 2,545,153	\$ -	
South San Francisco Unified	San Mateo	South San Francisco High	57/69070-00-017	04/24/18	\$ 746,113	\$ -	
Cupertino Union	Santa Clara	Cupertino Middle	57/69419-00-026	04/24/18	\$ 3,096,480	\$ -	
Cupertino Union	Santa Clara	Manuel De Vargas Elementary	57/69419-00-027	04/24/18	\$ 632,641	\$ -	
Cupertino Union	Santa Clara	Montclair Elementary	57/69419-00-028	04/24/18	\$ 647,975	\$ -	
Golden Plains Unified	Fresno	Tranquillity High	57/75234-00-005	04/24/18	\$ 1,386,105	\$ -	
Los Angeles Unified	Los Angeles	Verdugo Hills Senior High	57/64733-00-675	04/25/18	\$ 2,416,917	\$ -	
Los Angeles Unified	Los Angeles	Gridley Street Elementary	57/64733-00-676	04/25/18	\$ 1,095,306	\$ -	
Los Angeles Unified	Los Angeles	Sylmar Senior High	57/64733-00-677	04/25/18	\$ 866,850	\$ -	
Los Angeles Unified	Los Angeles	Taft (William Howard) Senior High	57/64733-00-678	04/25/18	\$ 1,124,582	\$ -	
Los Angeles Unified	Los Angeles	Reseda Elementary	57/64733-00-679	04/25/18	\$ 685,352	\$ -	
Los Angeles Unified	Los Angeles	Coldwater Canyon Elementary	57/64733-00-680	04/25/18	\$ 3,245,312	\$ -	
Los Angeles Unified	Los Angeles	Thomas Jefferson Senior High	57/64733-13-010	04/25/18	\$ 1,883,555	\$ -	
Los Angeles Unified	Los Angeles	Carson Senior High	57/64733-54-027	04/25/18	\$ 6,125,746	\$ -	
Lakeport Unified	Lake	Clear Lake High	57/64030-00-008	04/26/18	\$ 784,683	\$ -	
Black Butte Union Elementary	Shasta	Black Butte Elementary	57/69880-00-003	05/01/18	\$ 796,401	\$ -	
Los Angeles Unified	Los Angeles	Annalee Avenue Elementary	57/64733-00-681	05/02/18	\$ 668,195	\$ -	
Los Angeles Unified	Los Angeles	Alexander Hamilton Senior High	57/64733-00-682	05/02/18	\$ 1,207,579	\$ -	
Los Angeles Unified	Los Angeles	Walter Reed Middle	57/64733-00-683	05/02/18	\$ 1,630,748	\$ -	
Los Angeles Unified	Los Angeles	Downtown Business High	57/64733-00-684	05/02/18	\$ 5,096,247	\$ -	
Los Angeles Unified	Los Angeles	Joseph Le Conte Middle	57/64733-00-685	05/02/18	\$ 609,079	\$ -	
Las Virgenes Unified	Los Angeles	Lupin Hill Elementary	57/64683-00-010	05/03/18	\$ 907,224	\$ -	
Centinela Valley Union High	Los Angeles	Lawndale High	57/64352-00-007	05/04/18	\$ 1,666,540	\$ -	
Golden Plains Unified	Fresno	Helm Elementary	57/75234-00-006	05/04/18	\$ 273,216	\$ -	
South San Francisco Unified	San Mateo	Spruce Elementary	57/69070-00-018	05/07/18	\$ 963,293	\$ -	
South San Francisco Unified	San Mateo	Ponderosa Elementary	57/69070-00-019	05/07/18	\$ 667,709	\$ -	
Cupertino Union	Santa Clara	Nelson S Dilworth Elementary	57/69419-00-029	05/07/18	\$ 510,003	\$ -	
Soquel Union Elementary	Santa Cruz	Soquel Elementary	57/69849-00-006	05/07/18	\$ 227,584	\$ -	
Soquel Union Elementary	Santa Cruz	Santa Cruz Gardens Elementary	57/69849-00-007	05/07/18	\$ 45,993	\$ -	

SFP APPLICATIONS
 Modernization School Facilities Program
 - Workload as of May 31, 2019 -

District	County	Site Name	Application Number	OPSC Date Received	Estimated State Grant (a)	Financial Hardship (b)	Notification Occurred**
Soquel Union Elementary	Santa Cruz	Main Street Elementary	57/69849-00-008	05/07/18	\$ 484,424	\$ -	
Kelseyville Unified	Lake	Kelseyville High	57/64014-00-002	05/08/18	\$ 3,235,923	\$ -	
Visalia Unified	Tulare	Goshen Elementary	57/72256-00-023	05/08/18	\$ 1,637,692	\$ -	
Visalia Unified	Tulare	Mt Whitney High	57/72256-00-024	05/08/18	\$ 1,606,243	\$ -	
Visalia Unified	Tulare	Redwood High	57/72256-00-025	05/08/18	\$ 673,562	\$ -	
Visalia Unified	Tulare	Royal Oaks Elementary	57/72256-00-026	05/08/18	\$ 859,384	\$ -	
Norwalk-La Mirada Unified	Los Angeles	Julia B Morrison Elementary	57/64840-00-030	05/10/18	\$ 178,787	\$ -	
Oxnard	Ventura	Harrington Elementary	57/72538-00-027	05/10/18	\$ 584,890	\$ -	
Irvine Unified	Orange	Brywood Elementary	57/73650-00-031	05/10/18	\$ 2,870,668	\$ -	
Hollister	San Benito	Rancho San Justo	57/67470-00-003	05/11/18	\$ 1,567,920	\$ -	
Willows Unified	Glenn	Willows High	57/62661-00-005	05/15/18	\$ 2,842,688	\$ -	
Los Angeles Unified	Los Angeles	Logan Street Elementary	57/64733-00-686	05/15/18	\$ 656,134	\$ -	
Los Angeles Unified	Los Angeles	Humphreys Avenue Elementary	57/64733-00-687	05/15/18	\$ 6,897,346	\$ -	
Los Angeles Unified	Los Angeles	Audubon Middle	57/64733-00-688	05/15/18	\$ 3,835,933	\$ -	
Los Angeles Unified	Los Angeles	Francisco Bravo Medical Magnet High	57/64733-00-689	05/15/18	\$ 1,895,608	\$ -	
Los Angeles Unified	Los Angeles	Loyola Village Elementary	57/64733-00-690	05/15/18	\$ 561,038	\$ -	
Los Angeles Unified	Los Angeles	Theodore Roosevelt Senior High	57/64733-05-018	05/15/18	\$ 2,530,954	\$ -	
Barstow Unified	San Bernardino	Skyline North Elementary	57/67611-00-002	05/16/18	\$ 2,775,233	\$ -	
Twin Rivers Unified	Sacramento	Pacific Career and Technology High	57/76505-00-059	05/16/18	\$ 2,455,163	\$ -	
Twin Rivers Unified	Sacramento	Hazel Strauch Elementary	57/76505-00-060	05/16/18	\$ 1,475,739	\$ -	
Twin Rivers Unified	Sacramento	Sierra View Elementary	57/76505-00-061	05/16/18	\$ 662,000	\$ -	
Twin Rivers Unified	Sacramento	Pioneer Elementary	57/76505-00-062	05/16/18	\$ 1,116,763	\$ -	
Twin Rivers Unified	Sacramento	Kohler Elementary	57/76505-00-063	05/16/18	\$ 540,891	\$ -	
Coalinga-Huron Unified	Fresno	Sunset Elementary	57/62125-00-009	05/17/18	\$ 1,901,985	\$ -	
Coalinga-Huron Unified	Fresno	Henry F Bishop Elementary	57/62125-00-010	05/17/18	\$ 654,137	\$ -	
Hollister	San Benito	Gabilan Hills	57/67470-00-004	05/17/18	\$ 896,187	\$ -	
Gravenstein Union Elementary	Sonoma	Gravenstein Elementary	57/70714-00-003	05/17/18	\$ 2,144,261	\$ -	
Wasco Union Elementary	Kern	Palm Avenue Elementary	57/63842-00-004	05/21/18	\$ 949,748	\$ 633,165	
Elk Grove Unified	Sacramento	Union House Elementary	57/67314-00-026	05/21/18	\$ 1,603,056	\$ -	
Tustin Unified	Orange	Robert Heideman Elementary	57/73643-00-022	05/21/18	\$ 2,913,416	\$ -	
Konocti Unified	Lake	Konocti Education Center	57/64022-00-012	05/22/18	\$ 872,113	\$ -	
Los Angeles Unified	Los Angeles	Charles Maclay Middle	57/64733-00-691	05/22/18	\$ 2,688,503	\$ -	
Los Angeles Unified	Los Angeles	Forty-Ninth Street Elementary	57/64733-00-692	05/22/18	\$ 551,314	\$ -	
Los Angeles Unified	Los Angeles	Apperson Street Elementary	57/64733-00-693	05/22/18	\$ 838,001	\$ -	
Los Angeles Unified	Los Angeles	Los Angeles High	57/64733-00-694	05/22/18	\$ 3,975,731	\$ -	
Los Angeles Unified	Los Angeles	Garden Grove Elementary	57/64733-00-695	05/22/18	\$ 711,536	\$ -	
Round Valley Unified	Mendocino	Round Valley High	57/65607-00-001	05/22/18	\$ 1,003,579	\$ -	
Round Valley Unified	Mendocino	Round Valley Elementary	57/65607-00-002	05/22/18	\$ 1,554,144	\$ -	
Jurupa Unified	Riverside	Glen Avon Elementary	57/67090-00-015	05/22/18	\$ 3,271,033	\$ -	
Grossmont Union High	San Diego	Valhalla High	57/68130-12-001	05/22/18	\$ 424,477	\$ -	
San Dieguito Union High	San Diego	Torrey Pines High	57/68346-00-007	05/22/18	\$ 13,663,077	\$ -	
Morgan Hill Unified	Santa Clara	Paradise Valley Engineering Academy	57/69583-00-012	05/22/18	\$ 2,318,970	\$ -	
Morgan Hill Unified	Santa Clara	Paradise Valley Engineering Academy	57/69583-00-013	05/22/18	\$ 614,091	\$ -	
Oxnard	Ventura	Lemonwood Elementary	57/72538-00-028	05/24/18	\$ 818,846	\$ -	
Elk Grove Unified	Sacramento	John Reith Elementary	57/67314-00-027	05/25/18	\$ 2,635,486	\$ -	
Los Angeles Unified	Los Angeles	Emerson (Ralph Waldo) Junior M	57/64733-00-696	05/29/18	\$ 1,002,746	\$ -	
Los Angeles Unified	Los Angeles	Johnnie Cochran, Jr, Middle	57/64733-00-697	05/29/18	\$ 2,116,017	\$ -	
Los Angeles Unified	Los Angeles	North Hollywood Senior High	57/64733-22-014	05/29/18	\$ 3,567,845	\$ -	

SFP APPLICATIONS
 Modernization School Facilities Program
 - Workload as of May 31, 2019 -

District	County	Site Name	Application Number	OPSC Date Received	Estimated State Grant (a)	Financial Hardship (b)	Notification Occurred**
West Covina Unified	Los Angeles	West Covina High	57/65094-00-014	05/30/18	\$ 4,443,279	\$ -	
San Juan Unified	Sacramento	Fair Oaks Elementary	57/67447-00-063	05/30/18	\$ 1,347,587	\$ -	
Hollister	San Benito	R O Hardin Elementary	57/67470-00-005	05/30/18	\$ 4,306,262	\$ -	
Atascadero Unified	San Luis Obispo	Santa Margarita Elementary	57/68700-00-007	05/30/18	\$ 2,043,520	\$ -	
Santa Ana Unified	Orange	Washington Elementary	57/66670-00-053	05/31/18	\$ 4,236,001	\$ -	
Cambrian	Santa Clara	Ida Price Middle	57/69385-00-014	06/04/18	\$ 2,259,551	\$ -	
Cambrian	Santa Clara	Steindorf STEAM K-8 Magnet	57/69385-00-015	06/04/18	\$ 2,739,367	\$ -	
Cambrian	Santa Clara	Bagby Elementary	57/69385-00-016	06/04/18	\$ 410,783	\$ -	
Cambrian	Santa Clara	Farnham Elementary	57/69385-00-017	06/04/18	\$ 874,369	\$ -	
Cambrian	Santa Clara	Fammatre Elementary	57/69385-00-018	06/04/18	\$ 884,080	\$ -	
Dublin Unified	Alameda	Murray Elementary	57/75093-00-011	06/05/18	\$ 2,238,407	\$ -	
Clovis Unified	Fresno	Lincoln Elementary	57/62117-00-057	06/06/18	\$ 616,620	\$ -	
Dublin Unified	Alameda	Wells Middle	57/75093-00-012	06/06/18	\$ 1,048,020	\$ -	
Dublin Unified	Alameda	Wells Middle	57/75093-00-013	06/06/18	\$ 1,870,401	\$ -	
Dublin Unified	Alameda	Dublin Elementary	57/75093-00-014	06/06/18	\$ 2,924,401	\$ -	
Galt Joint Union High	Sacramento	Galt High	57/67355-00-002	06/08/18	\$ 4,162,983	\$ -	
San Bernardino City Unified	San Bernardino	San Bernardino High	57/67876-00-108	06/12/18	\$ 2,511,541	\$ -	
Los Angeles Unified	Los Angeles	Cienega Elementary	57/64733-00-698	06/13/18	\$ 1,370,920	\$ -	
Los Angeles Unified	Los Angeles	Canoga Park Senior High	57/64733-00-699	06/13/18	\$ 4,964,944	\$ -	
Los Angeles Unified	Los Angeles	Harrison Street Elementary	57/64733-00-700	06/13/18	\$ 1,024,516	\$ -	
Riverdale Joint Unified	Fresno	Riverdale Elementary	57/75408-00-006	06/14/18	\$ 690,356	\$ -	
Tracy Joint Unified	San Joaquin	Central Elementary	57/75499-00-012	06/14/18	\$ 2,987,345	\$ -	
Solana Beach Elementary	San Diego	Solana Highlands Elementary	57/68387-00-003	06/15/18	\$ 2,573,516	\$ -	
Barstow Unified	San Bernardino	Barstow Fine Arts Academy (formerly Barstow Intermediate)	57/67611-00-003	06/18/18	\$ 4,053,288	\$ -	
Pleasant View Elementary	Tulare	Pleasant View Elementary	57/72058-00-002	06/18/18	\$ 1,278,676	\$ 852,451	
Twin Rivers Unified	Sacramento	Harmon Johnson Elementary	57/76505-00-064	06/19/18	\$ 4,102,973	\$ -	
Centralia Elementary	Orange	George B Miller Elementary	57/66472-00-011	06/22/18	\$ 332,218	\$ -	
Centralia Elementary	Orange	Raymond Temple Elementary	57/66472-00-012	06/22/18	\$ 687,831	\$ -	
Grossmont Union High	San Diego	El Cajon Valley High	57/68130-00-028	06/22/18	\$ 3,143,831	\$ -	
Sweetwater Union High	San Diego	Bonita Vista Middle	57/68411-00-049	06/25/18	\$ 1,419,295	\$ -	
San Marcos Unified	San Diego	La Costa Meadows Elementary	57/73791-00-008	06/25/18	\$ 4,494,708	\$ -	
Colton Joint Unified	San Bernardino	Michael D'Arcy Elementary	57/67686-00-025	06/26/18	\$ 607,820	\$ -	
San Ramon Valley Unified	Contra Costa	California High	57/61804-00-034	06/28/18	\$ 3,194,794	\$ -	
Clovis Unified	Fresno	Alta Sierra Intermediate	57/62117-00-058	06/28/18	\$ 4,357,733	\$ -	
Santa Ana Unified	Orange	Garfield Elementary	57/66670-00-054	06/28/18	\$ 3,245,002	\$ -	
Grossmont Union High	San Diego	West Hills High	57/68130-00-029	06/28/18	\$ 6,613,614	\$ -	
Rescue Union Elementary	El Dorado	Lake Forest Elementary	57/61978-00-004	06/29/18	\$ 1,988,626	\$ -	
Western Placer Unified	Placer	Glen Edwards Middle	57/66951-00-003	06/29/18	\$ 5,187,814	\$ -	
Wright Elementary	Sonoma	J X Wilson Elementary	57/71035-00-003	07/03/18	\$ 290,190	\$ -	
Hydesville Elementary	Humboldt	Hydesville Elementary	57/62885-00-001	07/06/18	\$ 259,295	\$ -	
Elk Grove Unified	Sacramento	Samuel Jackman Middle	57/67314-00-028	07/09/18	\$ 3,294,373	\$ -	
Elk Grove Unified	Sacramento	Eddy Middle School	57/67314-00-029	07/09/18	\$ 4,124,718	\$ -	
Elk Grove Unified	Sacramento	David Reese Elementary	57/67314-00-030	07/09/18	\$ 1,585,986	\$ -	
Elk Grove Unified	Sacramento	Jackson Elementary	57/67314-00-031	07/09/18	\$ 1,792,428	\$ -	
Elk Grove Unified	Sacramento	Florin Elementary	57/67314-00-032	07/10/18	\$ 2,821,509	\$ -	
Los Angeles Unified	Los Angeles	Dodson Middle School	57/64733-20-020	07/11/18	\$ 2,394,270	\$ -	
Muroc Joint Unified	Kern	Boron Junior-Senior High	57/63685-00-010	07/12/18	\$ 3,108,287	\$ -	
Del Norte County Unified	Del Norte	Joe Hamilton Elementary	57/61820-00-007	07/13/18	\$ 500,295	\$ -	

SFP APPLICATIONS
 Modernization School Facilities Program
 - Workload as of May 31, 2019 -

District	County	Site Name	Application Number	OPSC Date Received	Estimated State Grant (a)	Financial Hardship (b)	Notification Occurred**
Golden Plains Unified	Fresno	San Joaquin Elementary	57/75234-00-007	07/13/18	\$ 3,776,997	\$ -	
Imperial County Office of Education	Imperial	De Anza 9th Grade Academy	57/10132-00-002	07/16/18	\$ 319,723	\$ 213,149	
Elk Grove Unified	Sacramento	Florin High	57/67314-00-033	07/16/18	\$ 6,021,182	\$ -	
Solana Beach Elementary	San Diego	Skyline Elementary	57/68387-00-004	07/17/18	\$ 591,537	\$ -	
Firebaugh-Las Deltas Unified	Fresno	Firebaugh Middle	57/73809-00-006	07/17/18	\$ 513,079	\$ -	
Norwalk-La Mirada Unified	Los Angeles	Los Alisos Middle	57/64840-00-031	07/18/18	\$ 1,508,943	\$ -	
Fountain Valley Elementary	Orange	Masuda (Kazuo) Middle	57/66498-00-012	07/19/18	\$ 2,829,122	\$ -	
La Honda-Pescadero Unified	San Mateo	La Honda Elementary	57/68940-00-001	07/19/18	\$ 769,626	\$ -	
Sequoia Union High	San Mateo	Sequoia High	57/69062-00-038	07/19/18	\$ 2,850,756	\$ -	
Franklin-McKinley Elementary	Santa Clara	Windmill Springs Elementary	57/69450-00-011	07/19/18	\$ 2,646,603	\$ -	
Franklin-McKinley Elementary	Santa Clara	Windmill Springs Elementary	57/69450-00-012	07/19/18	\$ 577,483	\$ -	
Torrance Unified	Los Angeles	Edward J Richardson Middle	57/65060-00-046	07/20/18	\$ 855,104	\$ -	
Ocean View Elementary	Orange	Westmont Elementary	57/66613-00-023	07/20/18	\$ 148,414	\$ -	
William S. Hart Union High	Los Angeles	Sierra Vista Junior High	57/65136-00-011	07/24/18	\$ 121,354	\$ -	
Fullerton Joint Union High	Orange	La Habra High	57/66514-00-021	07/24/18	\$ 964,915	\$ -	
Atascadero Unified	San Luis Obispo	Atascadero High	57/68700-00-008	07/24/18	\$ 1,343,650	\$ -	
Fairfield-Suisun Unified	Solano	Fairview Elementary	57/70540-00-018	07/24/18	\$ 2,802,793	\$ -	
Fairfield-Suisun Unified	Solano	Grange Middle	57/70540-00-019	07/24/18	\$ 1,245,177	\$ -	
Dublin Unified	Alameda	Dublin Elementary	57/75093-00-015	07/24/18	\$ 1,034,478	\$ -	
Norwalk-La Mirada Unified	Los Angeles	Arlie F Hutchinson Middle	57/64840-00-032	07/26/18	\$ 790,339	\$ -	
Norwalk-La Mirada Unified	Los Angeles	Gardenhill Elementary	57/64840-00-033	07/26/18	\$ 197,889	\$ -	
Garden Grove Unified	Orange	Merton E Hill Elementary	57/66522-00-087	07/26/18	\$ 228,917	\$ -	
Garden Grove Unified	Orange	C C Violette Elementary	57/66522-00-088	07/26/18	\$ 697,426	\$ -	
Garden Grove Unified	Orange	Heritage Elementary	57/66522-00-089	07/26/18	\$ 794,110	\$ -	
Oxnard Elementary	Ventura	Elm Street Elementary	57/72538-00-029	07/27/18	\$ 404,879	\$ -	
Oxnard Elementary	Ventura	McKinna Elementary	57/72538-00-030	07/27/18	\$ 467,912	\$ -	
Healdsburg Unified	Sonoma	Healdsburg Junior High	57/75390-00-003	07/30/18	\$ 2,573,598	\$ -	
Healdsburg Unified	Sonoma	Healdsburg High	57/75390-00-004	07/30/18	\$ 5,546,148	\$ -	
Barstow Unified	San Bernardino	Barstow Junior High	57/67611-00-004	07/31/18	\$ 5,061,294	\$ -	
Natomas Unified	Sacramento	Jefferson Elementary	57/75283-00-005	07/31/18	\$ 2,663,525	\$ -	
Los Angeles Unified	Los Angeles	Walnut Park Elementary	57/64733-00-701	08/01/18	\$ 454,404	\$ -	
Los Angeles Unified	Los Angeles	Fairfax Senior High	57/64733-00-702	08/01/18	\$ 1,160,178	\$ -	
Anaheim Union High	Orange	John F Kennedy High	57/66431-00-018	08/02/18	\$ 1,533,622	\$ -	
Anaheim Union High	Orange	John F Kennedy High	57/66431-00-019	08/02/18	\$ 1,942,357	\$ -	
Exeter Unified	Tulare	Wilson Middle	57/76836-00-001	08/02/18	\$ 988,148	\$ -	
Konocti Unified	Lake	Lower Lake Elementary	57/64022-00-013	08/06/18	\$ 2,618,613	\$ -	
Pomona Unified	Los Angeles	Alcott Elementary	57/64907-00-032	08/06/18	\$ 583,195	\$ -	
Pomona Unified	Los Angeles	Washington Elementary	57/64907-00-033	08/07/18	\$ 1,677,895	\$ -	
Newcastle Elementary	Placer	Newcastle Elementary	57/66852-00-002	08/07/18	\$ 756,513	\$ 504,342	
Los Nietos Elementary	Los Angeles	Los Nietos Middle	57/64758-00-005	08/08/18	\$ 4,492,891	\$ -	
Whittier City Elementary	Los Angeles	Walter F Dexter Middle	57/65110-00-014	08/08/18	\$ 4,321,829	\$ -	
Saddleback Valley Unified	Orange	Portola Hills Elementary	57/73635-00-040	08/08/18	\$ 4,443,161	\$ -	
Berkeley Unified	Alameda	John Muir Elementary	57/61143-00-018	08/09/18	\$ 2,594,312	\$ -	
Chico Unified	Butte	Neal Dow Elementary	57/61424-00-006	08/10/18	\$ 2,038,050	\$ -	
Chico Unified	Butte	Marigold Elementary	57/61424-00-007	08/10/18	\$ 2,585,715	\$ -	
Chico Unified	Butte	Loma Vista	57/61424-00-008	08/10/18	\$ 246,682	\$ -	
Chico Unified	Butte	Shasta Elementary	57/61424-00-009	08/10/18	\$ 2,133,364	\$ -	
San Antonio Union Elementary	Monterey	San Antonio Elementary	57/66167-00-002	08/13/18	\$ 196,390	\$ -	

SFP APPLICATIONS
 Modernization School Facilities Program
 - Workload as of May 31, 2019 -

District	County	Site Name	Application Number	OPSC Date Received	Estimated State Grant (a)	Financial Hardship (b)	Notification Occurred**
Fruitvale Elementary	Kern	Discovery Elementary	57/63479-00-003	08/14/18	\$ 3,053,627	\$ -	
Fruitvale Elementary	Kern	Quailwood Elementary	57/63479-00-004	08/14/18	\$ 98,944	\$ -	
Fruitvale Elementary	Kern	Fruitvale Junior High	57/63479-00-005	08/14/18	\$ 944,020	\$ -	
Roberts Ferry Union Elementary	Stanislaus	Roberts Ferry Union Elementary	57/71233-00-002	08/15/18	\$ 53,085	\$ 35,390	
Los Angeles Unified	Los Angeles	Widney (Joseph Pomeroy) High	58/64733-00-004*	08/15/18	\$ 464,881	\$ -	
Willows Unified	Glenn	Willows Intermediate	57/62661-00-006	08/17/18	\$ 587,603	\$ -	
Willows Unified	Glenn	Murdock Elementary	57/62661-00-007	08/17/18	\$ 2,003,968	\$ -	
Santa Ana Unified	Orange	George Washington Carver Elementary	57/66670-00-055	08/17/18	\$ 2,972,873	\$ -	
Irvine Unified	Orange	Canyon View Elementary	57/73650-00-032	08/17/18	\$ 1,671,074	\$ -	
Hughson Unified	Stanislaus	Emilie J Ross Middle	57/75549-00-004	08/17/18	\$ 422,593	\$ -	
Hughson Unified	Stanislaus	Hughson Elementary	57/75549-00-005	08/17/18	\$ 1,813,478	\$ -	
Central Union Elementary	Kings	Akers Elementary	57/63883-00-001	08/22/18	\$ 3,604,760	\$ 2,403,173	
Central Union Elementary	Kings	R J Neutra Elementary	57/63883-00-002	08/22/18	\$ 334,924	\$ 223,283	
Central Union Elementary	Kings	Central Elementary	57/63883-00-003	08/22/18	\$ 210,870	\$ 140,580	
Central Union Elementary	Kings	Stratford Elementary	57/63883-00-004	08/22/18	\$ 204,582	\$ 136,388	
San Dieguito Union High	San Diego	San Dieguito High Academy	57/68346-00-008	08/23/18	\$ 5,284,508	\$ -	
Ballico-Cressey Elementary	Merced	Ballico Elementary	57/65649-00-001	08/24/18	\$ 1,457,146	\$ 971,431	
Ballico-Cressey Elementary	Merced	Cressey Elementary	57/65649-00-002	08/24/18	\$ 796,291	\$ 530,861	
Huntington Beach City Elementary	Orange	Ralph E Hawes Elementary	57/66530-00-019	08/24/18	\$ 878,806	\$ -	
Tahoe-Truckee Unified	Placer	Kings Beach Elementary	57/66944-00-015	08/29/18	\$ 1,334,568	\$ -	
Irvine Unified	Orange	Meadow Park Elementary	57/73650-00-033	08/29/18	\$ 2,526,142	\$ -	
Lake Elementary	Glenn	Lake Elementary	57/62596-00-002	08/30/18	\$ 199,611	\$ 133,074	
Rescue Union Elementary	El Dorado	Marina Village Middle	57/61978-00-005	08/31/18	\$ 3,517,807	\$ -	
Nevada Joint Union High	Nevada	Bear River High	57/66357-00-011	08/31/18	\$ 1,701,785	\$ -	
Nevada Joint Union High	Nevada	Nevada Union High	57/66357-00-012	08/31/18	\$ 2,688,984	\$ -	
Galt Joint Union High	Sacramento	Galt High	57/67355-00-003	09/04/18	\$ 6,409,302	\$ -	
Golden Plains Unified	Fresno	Tranquillity Elementary	57/75234-00-008	09/04/18	\$ 292,319	\$ -	
Anaheim Union High	Orange	Dale Junior High	57/66431-00-020	09/05/18	\$ 2,140,488	\$ -	
Alta Loma Elementary	San Bernardino	Hermosa Elementary	57/67595-00-007	09/05/18	\$ 2,690,494	\$ -	
Alta Loma Elementary	San Bernardino	Deer Canyon Elementary	57/67595-00-008	09/05/18	\$ 2,877,659	\$ -	
Central Union High	Imperial	Southwest High	57/63115-00-004	09/06/18	\$ 1,517,899	\$ -	
Robla Elementary	Sacramento	Main Avenue Elementary	57/67421-00-002	09/06/18	\$ 1,349,608	\$ -	
Campbell Union High	Santa Clara	Branham High	57/69401-00-022	09/06/18	\$ 1,886,758	\$ -	
Jacoby Creek Elementary	Humboldt	Jacoby Creek	57/62893-00-002	09/07/18	\$ 226,432	\$ 150,955	
Twin Rivers Unified	Sacramento	Vineland Elementary	57/76505-00-065	09/07/18	\$ 987,407	\$ -	
Clovis Unified	Fresno	Liberty Elementary	57/62117-00-059	09/10/18	\$ 2,193,297	\$ -	
Ripon Unified	San Joaquin	Colony Oak Elementary	57/68650-00-004	09/10/18	\$ 2,462,491	\$ -	
South San Francisco Unified	San Mateo	Westborough Middle	57/69070-00-020	09/12/18	\$ 304,412	\$ -	
Gilroy Unified	Santa Clara	Gilroy High	57/69484-00-009	09/12/18	\$ 919,980	\$ -	
Anaheim Union High	Orange	Savanna High	57/66431-00-022	09/13/18	\$ 3,673,572	\$ -	
Tahoe-Truckee Unified	Placer	Donner Trail Elementary	57/66944-00-016	09/13/18	\$ 326,254	\$ -	
Berkeley Unified	Alameda	Berkeley High	57/61143-00-019	09/14/18	\$ 17,680,064	\$ -	
Berkeley Unified	Alameda	Jefferson Elementary	57/61143-00-020	09/14/18	\$ 841,012	\$ -	
Burbank Unified	Los Angeles	George Washington Elementary	57/64337-00-021	09/14/18	\$ 565,643	\$ -	
Burbank Unified	Los Angeles	Theodore Roosevelt Elementary	57/64337-00-022	09/14/18	\$ 1,282,669	\$ -	
Castro Valley Unified	Alameda	Canyon Middle	57/61150-00-025	09/17/18	\$ 1,369,317	\$ -	
Colton Joint Unified	San Bernardino	Colton Middle	57/67686-00-026	09/17/18	\$ 2,585,057	\$ -	
Franklin-McKinley Elementary	Santa Clara	G W Hellyer Elementary	57/69450-00-013	09/17/18	\$ 1,394,725	\$ -	

SFP APPLICATIONS
 Modernization School Facilities Program
 - Workload as of May 31, 2019 -

District	County	Site Name	Application Number	OPSC Date Received	Estimated State Grant (a)	Financial Hardship (b)	Notification Occurred**
Washington Colony Elementary	Fresno	Washington Colony Elementary	57/62513-00-002	09/18/18	\$ 169,187	\$ 112,791	
Elk Grove Unified	Sacramento	Union House Elementary	57/67314-00-034	09/18/18	\$ 1,338,228	\$ -	
Kings River Union Elementary	Tulare	Kings River Elementary	57/71969-00-002	09/18/18	\$ 192,184	\$ 128,122	
Anaheim Union High	Orange	Oxford Academy	57/66431-00-023	09/19/18	\$ 2,216,299	\$ -	
Twin Rivers Unified	Sacramento	Frederick Joyce Elementary	57/76505-00-066	09/19/18	\$ 3,874,280	\$ -	
Yuba County Office of Education	Yuba	Goldfield School (Sdl)	57/10587-00-003	09/20/18	\$ 367,576	\$ 245,051	
Live Oak Unified	Sutter	Live Oak Middle	57/71399-00-002	09/21/18	\$ 1,003,548	\$ -	
Live Oak Unified	Sutter	Luther Elementary	57/71399-00-003	09/21/18	\$ 610,682	\$ -	
Clear Creek Elementary	Nevada	Clear Creek Elementary	57/66324-00-002	09/24/18	\$ 39,656	\$ 26,437	
Anaheim Elementary	Orange	Marshall (John) Elementary	57/66423-00-032	09/24/18	\$ 8,260,797	\$ -	
Berkeley Unified	Alameda	Willard Middle	57/61143-00-021	09/25/18	\$ 1,854,825	\$ -	
Monroe Elementary	Fresno	Monroe Elementary	57/62323-00-001	09/25/18	\$ 153,017	\$ 102,011	
Lakeport Unified	Lake	Terrace Middle	57/64030-00-009	09/25/18	\$ 1,743,589	\$ -	
Fairfield-Suisun Unified	Solano	Dan O Root Elementary	57/70540-00-020	09/25/18	\$ 3,261,347	\$ -	
Riverside Unified	Riverside	Polytechnic High	57/67215-00-035	09/26/18	\$ 3,692,426	\$ -	
Pomona Unified	Los Angeles	Diamond Point Elementary	57/64907-00-034	09/27/18	\$ 468,070	\$ -	
Pomona Unified	Los Angeles	Montvue Elementary	57/64907-00-035	09/27/18	\$ 472,591	\$ -	
Folsom-Cordova Unified	Sacramento	Oak Chan Elementary	57/67330-21-006	09/28/18	\$ 2,362,326	\$ -	
Ripon Unified	San Joaquin	Weston Elementary	57/68650-00-005	09/28/18	\$ 2,288,270	\$ -	
Roseville Joint Union High	Placer	Oakmont High	57/66928-00-004	10/01/18	\$ 2,152,365	\$ -	
San Ramon Valley Unified	Contra Costa	Montevideo Elementary	57/61804-00-035	10/02/18	\$ 2,858,942	\$ -	
Norwalk-La Mirada Unified	Los Angeles	Norwalk High	57/64840-00-034	10/03/18	\$ 1,726,535	\$ -	
San Ramon Valley Unified	Contra Costa	Green Valley Elementary	57/61804-00-036	10/04/18	\$ 3,312,817	\$ -	
Grossmont Union High	San Diego	Grossmont High	57/68130-00-030	10/05/18	\$ 3,110,103	\$ -	
Grossmont Union High	San Diego	Helix High	57/68130-00-031	10/08/18	\$ 3,895,700	\$ -	
Alameda Unified	Alameda	Edison Elementary	57/61119-00-020	10/09/18	\$ 974,685	\$ -	
San Ramon Valley Unified	Contra Costa	Golden View Elementary	57/61804-00-037	10/09/18	\$ 3,191,788	\$ -	
Westside Elementary	Fresno	Westside Elementary	57/62547-00-001	10/09/18	\$ 160,144	\$ 106,763	
Compton Unified	Los Angeles	Centennial High	57/73437-01-042	10/10/18	\$ 855,992	\$ -	
Compton Unified	Los Angeles	Dominguez High	57/73437-01-043	10/10/18	\$ 1,833,817	\$ -	
San Ramon Valley Unified	Contra Costa	Rancho Romero Elementary	57/61804-00-038	10/12/18	\$ 659,074	\$ -	
Alvina Elementary	Fresno	Alvina Elementary Charter	57/61994-00-001	10/12/18	\$ 125,412	\$ 83,608	
Grossmont Union High	San Diego	Granite Hills High	57/68130-00-032	10/12/18	\$ 1,031,181	\$ -	
San Marcos Unified	San Diego	San Marcos Middle	57/73791-00-009	10/15/18	\$ 2,917,239	\$ -	
Alview-Dairyland Union Elementary	Madera	Alview Elementary	57/65177-00-003	10/16/18	\$ 126,175	\$ 84,116	
Alview-Dairyland Union Elementary	Madera	Dairyland Elementary	57/65177-00-004	10/16/18	\$ 137,620	\$ 91,747	
San Diego Unified	San Diego	Logan K-8	57/68338-00-231	10/16/18	\$ 2,655,019	\$ -	
Nevada Joint Union High	Nevada	Bear River High	57/66357-00-013	10/17/18	\$ 894,488	\$ -	
Nevada Joint Union High	Nevada	Bear River High	57/66357-00-014	10/17/18	\$ 1,538,138	\$ -	
Anaheim Union High	Orange	Polaris High (Alternative)	57/66431-00-024	10/17/18	\$ 3,621,798	\$ -	
Visalia Unified	Tulare	Ivanhoe Elementary	57/72256-00-027	10/17/18	\$ 2,980,599	\$ -	
Visalia Unified	Tulare	Washington Elementary	57/72256-00-028	10/17/18	\$ 1,855,395	\$ -	
Visalia Unified	Tulare	Crowley Elementary	57/72256-00-029	10/17/18	\$ 3,280,063	\$ -	
Contra Costa County Office of Education	Contra Costa	Liberty High	57/10074-00-004	10/18/18	\$ 160,969	\$ 107,312	
Chicago Park Elementary	Nevada	Chicago Park Elementary	57/66316-00-002	10/18/18	\$ 21,527	\$ 14,351	
Chicago Park Elementary	Nevada	Chicago Park Community Charter	57/66316-00-003	10/18/18	\$ 42,717	\$ 28,478	
Rescue Union Elementary	El Dorado	Green Valley Elementary	57/61978-00-006	10/22/18	\$ 2,690,494	\$ -	
Alta Loma Elementary	San Bernardino	Vineyard Junior High	57/67595-00-009	10/22/18	\$ 3,973,736	\$ -	

SFP APPLICATIONS
 Modernization School Facilities Program
 - Workload as of May 31, 2019 -

District	County	Site Name	Application Number	OPSC Date Received	Estimated State Grant (a)	Financial Hardship (b)	Notification Occurred**
Alta Loma Elementary	San Bernardino	Victoria Groves Elementary	57/67595-00-010	10/23/18	\$ 2,716,628	\$ -	
Long Beach Unified	Los Angeles	Webster Elementary	57/64725-00-022	10/24/18	\$ 4,070,543	\$ -	
Davis Joint Unified	Yolo	Cesar Chavez Elementary	57/72678-00-015	10/24/18	\$ 1,251,636	\$ -	
Lafayette Elementary	Contra Costa	M H Stanley Middle	57/61713-00-005	10/25/18	\$ 3,057,118	\$ -	
Lafayette Elementary	Contra Costa	Lafayette Elementary	57/61713-00-006	10/25/18	\$ 201,590	\$ -	
Lafayette Elementary	Contra Costa	Happy Valley Elementary	57/61713-00-007	10/25/18	\$ 802,496	\$ -	
Long Beach Unified	Los Angeles	Mann Elementary	57/64725-00-023	10/25/18	\$ 1,187,052	\$ -	
Long Beach Unified	Los Angeles	Lindsey Academy	57/64725-00-024	10/25/18	\$ 2,263,506	\$ -	
Long Beach Unified	Los Angeles	Garfield Elementary	57/64725-00-025	10/25/18	\$ 2,719,384	\$ -	
Long Beach Unified	Los Angeles	Stevens Middle	57/64725-00-026	10/25/18	\$ 3,365,831	\$ -	
Long Beach Unified	Los Angeles	Rogers Middle	57/64725-00-027	10/25/18	\$ 1,501,644	\$ -	
Long Beach Unified	Los Angeles	Lowell Elementary	57/64725-00-028	10/25/18	\$ 6,454,309	\$ -	
Long Beach Unified	Los Angeles	Kettering Elementary	57/64725-00-029	10/25/18	\$ 2,974,945	\$ -	
Long Beach Unified	Los Angeles	Jefferson Leadership Academies	57/64725-00-030	10/25/18	\$ 10,307,408	\$ -	
Long Beach Unified	Los Angeles	McKinley Elementary	57/64725-00-031	10/25/18	\$ 4,860,576	\$ -	
Napa Valley Unified	Napa	River Charter	57/66266-00-031	10/25/18	\$ 725,438	\$ -	
Cupertino Union	Santa Clara	John F Kennedy Middle	57/69419-00-030	10/26/18	\$ 1,171,653	\$ -	
Sylvan Union Elementary	Stanislaus	Orchard Elementary	57/71290-00-009	10/26/18	\$ 2,920,825	\$ -	
Sylvan Union Elementary	Stanislaus	Sylvan Elementary	57/71290-00-010	10/26/18	\$ 2,914,989	\$ -	
Castro Valley Unified	Alameda	Castro Valley High	57/61150-00-026	10/29/18	\$ 2,534,802	\$ -	
Dixie Elementary	Marin	Dixie Elementary	57/65318-00-005	10/29/18	\$ 1,046,163	\$ -	
Dixie Elementary	Marin	Mary E Silveira Elementary	57/65318-00-006	10/29/18	\$ 1,672,947	\$ -	
Dixie Elementary	Marin	Vallecito Elementary	57/65318-00-007	10/29/18	\$ 2,100,176	\$ -	
Grossmont Union High	San Diego	Monte Vista High	57/68130-00-033	10/29/18	\$ 182,570	\$ -	
Monterey Peninsula Unified	Monterey	Central Coast High	57/66092-00-027	10/30/18	\$ 753,791	\$ -	
Orange Unified	Orange	Orange High	57/66621-00-054	10/30/18	\$ 4,111,981	\$ -	
Tahoe-Truckee Unified	Placer	Truckee Elementary	57/66944-00-017	10/30/18	\$ 2,843,377	\$ -	
South San Francisco Unified	San Mateo	Junipero Serra Elementary	57/69070-00-021	10/30/18	\$ 719,036	\$ -	
Coalinga-Huron Unified	Fresno	Coalinga High	57/62125-00-011	10/31/18	\$ 2,081,923	\$ -	
Central Union High	Imperial	Central Union High	57/63115-00-005	10/31/18	\$ 7,303,418	\$ 4,868,945	
McSwain Union Elementary	Merced	McSwain Elementary	57/65763-00-004	10/31/18	\$ 1,413,052	\$ 942,035	
San Juan Unified	Sacramento	Dyer-Kelly Elementary	57/67447-00-064	10/31/18	\$ 941,416	\$ -	
San Juan Unified	Sacramento	Greer Elementary	57/67447-00-065	10/31/18	\$ 731,760	\$ -	
San Ramon Valley Unified	Contra Costa	Vista Grande Elementary	57/61804-00-039	11/01/18	\$ 650,568	\$ -	
Centralia Elementary	Orange	Buena Terra Elementary	57/66472-00-013	11/02/18	\$ 102,941	\$ -	
Corcoran Joint Unified	Kings	Corcoran High	57/63891-00-013	11/05/18	\$ 1,150,070	\$ -	
Long Beach Unified	Los Angeles	Lakewood High	57/64725-00-032	11/06/18	\$ 2,119,315	\$ -	
Long Beach Unified	Los Angeles	Riley Elementary	57/64725-00-033	11/06/18	\$ 5,656,656	\$ -	
Long Beach Unified	Los Angeles	MacArthur Elementary	57/64725-00-034	11/06/18	\$ 4,787,307	\$ -	
Caruthers Unified	Fresno	Caruthers Elementary	57/75598-00-004	11/06/18	\$ 4,296,680	\$ -	
Clovis Unified	Fresno	Clovis East High	57/62117-00-060	11/07/18	\$ 4,150,531	\$ -	
Clovis Unified	Fresno	Reyburn Intermediate	57/62117-00-061	11/07/18	\$ 2,134,400	\$ -	
Carpinteria Unified	Santa Barbara	Carpinteria Senior High	57/69146-00-005	11/08/18	\$ 2,701,648	\$ -	
Carpinteria Unified	Santa Barbara	Carpinteria Senior High	57/69146-00-006	11/08/18	\$ 4,918,787	\$ -	
Fairfield-Suisun Unified	Solano	E Ruth Sheldon Academy of Innovative Learning	57/70540-00-021	11/08/18	\$ 2,257,059	\$ -	
Jurupa Unified	Riverside	West Riverside Elementary	57/67090-00-016	11/09/18	\$ 3,725,685	\$ -	
Val Verde Unified	Riverside	Rancho Verde High	57/75242-00-003	11/09/18	\$ 12,507,420	\$ -	
Galt Joint Union Elementary	Sacramento	Valley Oaks Elementary	57/67348-00-002	11/13/18	\$ 3,144,369	\$ -	

SFP APPLICATIONS
 Modernization School Facilities Program
 - Workload as of May 31, 2019 -

District	County	Site Name	Application Number	OPSC Date Received	Estimated State Grant (a)	Financial Hardship (b)	Notification Occurred**
Mountain View Whisman	Santa Clara	Gabriela Mistral Elementary	57/69591-00-005	11/13/18	\$ 2,919,174	\$ -	
Centralia Elementary	Orange	Danbrook Elementary	57/66472-00-014	11/14/18	\$ 193,776	\$ -	
Santa Ana Unified	Orange	Valley High	57/66670-00-056	11/14/18	\$ 2,414,147	\$ -	
Western Placer Unified	Placer	Lincoln High	57/66951-00-004	11/14/18	\$ 5,731,319	\$ -	
San Rafael City High	Marin	San Rafael High	57/65466-00-005	11/16/18	\$ 1,721,260	\$ -	
Chino Valley Unified	San Bernardino	Oak Ridge Elementary	57/67678-00-024	11/16/18	\$ 3,248,313	\$ -	
Chino Valley Unified	San Bernardino	Gerald F Litel Elementary	57/67678-00-025	11/16/18	\$ 2,769,885	\$ -	
Chino Valley Unified	San Bernardino	Howard Cattle Elementary	57/67678-00-026	11/16/18	\$ 3,393,365	\$ -	
Carpinteria Unified	Santa Barbara	Carpinteria Junior High	57/69146-00-007	11/16/18	\$ 728,598	\$ -	
Cutler-Orosi Joint Unified	Tulare	Cutler Elementary	57/71860-00-013	11/19/18	\$ 2,648,382	\$ -	
Twin Rivers Unified	Sacramento	Creative Connections Arts Academy	57/76505-00-067	11/19/18	\$ 214,532	\$ -	
Long Beach Unified	Los Angeles	Cleveland Elementary	57/64725-00-035	11/20/18	\$ 1,198,670	\$ -	
Long Beach Unified	Los Angeles	Longfellow Elementary	57/64725-00-036	11/20/18	\$ 1,748,164	\$ -	
Carpinteria Unified	Santa Barbara	Aliso Elementary	57/69146-00-008	11/20/18	\$ 491,094	\$ -	
Ramona City Unified	San Diego	James Dukes Elementary	57/68304-00-005	11/26/18	\$ 347,419	\$ 231,613	
Ramona City Unified	San Diego	Barnett Elementary	57/68304-00-006	11/26/18	\$ 347,419	\$ 231,613	
Ramona City Unified	San Diego	Olive Peirce Middle	57/68304-00-007	11/26/18	\$ 653,129	\$ 435,420	
Ramona City Unified	San Diego	Mt Woodson Elementary	57/68304-00-008	11/26/18	\$ 387,631	\$ 258,420	
Lucia Mar Unified	San Luis Obispo	Arroyo Grande High	57/68759-00-013	11/27/18	\$ 1,978,891	\$ -	
West Contra Costa Unified	Contra Costa	Helms Middle	57/61796-00-052	11/28/18	\$ 4,133,414	\$ -	
William S. Hart Union High	Los Angeles	William S Hart High	57/65136-00-012	11/29/18	\$ 6,141,672	\$ -	
Carpinteria Unified	Santa Barbara	Canalino Elementary	57/69146-00-009	11/29/18	\$ 3,842,590	\$ -	
Ocean View	Ventura	Ocean View Junior High	57/72512-00-005	11/29/18	\$ 1,787,081	\$ -	
Charter Oak Unified	Los Angeles	Willow Elementary	57/64378-00-012	11/30/18	\$ 903,779	\$ -	
San Juan Unified	Sacramento	Ottomon Way Elementary	57/67447-00-066	12/03/18	\$ 1,837,923	\$ -	
San Juan Unified	Sacramento	Carriage Drive Elementary	57/67447-00-067	12/03/18	\$ 2,938,487	\$ -	
San Juan Unified	Sacramento	Twin Lakes Elementary	57/67447-00-068	12/03/18	\$ 2,502,662	\$ -	
Big Springs Union Elementary	Siskiyou	Big Springs Elementary	57/70185-00-002	12/03/18	\$ 587,555	\$ 391,703	
Inglewood Unified	Los Angeles	Monroe (Albert F) Magnet Middle School	57/64634-00-003	12/04/18	\$ 2,832,675	\$ -	
San Rafael City High	Marin	Terra Linda High	57/65466-00-006	12/04/18	\$ 2,142,720	\$ -	
Kings Canyon Joint Unified	Fresno	Jefferson Elementary	57/62265-00-025	12/05/18	\$ 1,871,766	\$ -	
Kings Canyon Joint Unified	Fresno	Dunlap Elementary	57/62265-00-026	12/05/18	\$ 1,162,498	\$ -	
Lafayette Elementary	Contra Costa	Springhill Elementary	57/61713-00-008	12/06/18	\$ 504,351	\$ -	
Chino Valley Unified	San Bernardino	Ruben S Ayala High	57/67678-00-027	12/06/18	\$ 2,428,639	\$ -	
Los Angeles Unified	Los Angeles	Reseda High	57/64733-39-009	12/10/18	\$ 948,526	\$ -	
Los Angeles Unified	Los Angeles	Wilshire Crest Elementary	57/64733-31-008	12/11/18	\$ 1,707,891	\$ -	
Newport-Mesa Unified	Orange	Mariners Elementary	57/66597-00-043	12/12/18	\$ 853,087	\$ -	
Alta Loma Elementary	San Bernardino	Floyd M Stork Elementary	57/67595-00-011	12/12/18	\$ 3,041,428	\$ -	
Alta Loma Elementary	San Bernardino	Floyd M Stork Elementary	57/67595-00-012	12/12/18	\$ 2,899,744	\$ -	
San Francisco Unified	San Francisco	Wells (Ida B) High	57/68478-63-005	12/13/18	\$ 1,522,603	\$ -	
Konocti Unified	Lake	Konocti Education Center	57/64022-00-014	12/17/18	\$ 666,518	\$ -	
Los Angeles Unified	Los Angeles	Lassen Elementary	57/64733-00-703	12/17/18	\$ 906,125	\$ -	
Monterey Peninsula Unified	Monterey	Seaside High	57/66092-00-028	12/17/18	\$ 420,057	\$ -	
East Side Union High	Santa Clara	James Lick High	57/69427-00-036	12/17/18	\$ 204,961	\$ -	
Santa Monica-Malibu Unified	Los Angeles	Franklin Elementary	57/64980-00-016	12/18/18	\$ 604,818	\$ -	
Campbell Union High	Santa Clara	Westmont High	57/69401-00-023	12/18/18	\$ 441,170	\$ -	
Santa Monica-Malibu Unified	Los Angeles	Webster Elementary	57/64980-00-017	12/19/18	\$ 146,832	\$ -	
Santa Monica-Malibu Unified	Los Angeles	Roosevelt Elementary	57/64980-00-018	12/19/18	\$ 733,608	\$ -	

SFP APPLICATIONS
 Modernization School Facilities Program
 - Workload as of May 31, 2019 -

District	County	Site Name	Application Number	OPSC Date Received	Estimated State Grant (a)	Financial Hardship (b)	Notification Occurred**
Santa Monica-Malibu Unified	Los Angeles	McKinley Elementary	57/64980-00-019	12/19/18	\$ 359,546	\$ -	
Tahoe-Truckee Unified	Placer	Tahoe Lake Elementary	57/66944-00-018	12/19/18	\$ 742,372	\$ -	
Solvang Elementary	Santa Barbara	Solvang Elementary	57/69336-00-003	12/20/18	\$ 686,194	\$ -	
Ontario-Montclair	San Bernardino	Euclid Elementary	57/67819-00-031	12/21/18	\$ 306,982	\$ -	
Ontario-Montclair	San Bernardino	Lehigh Elementary	57/67819-00-032	12/21/18	\$ 1,222,986	\$ -	
Ontario-Montclair	San Bernardino	Central Language Academy	57/67819-00-033	12/21/18	\$ 2,554,618	\$ -	
Santa Barbara Unified	Santa Barbara	McKinley Elementary	57/76786-00-010	12/21/18	\$ 2,115,033	\$ -	
Santa Barbara Unified	Santa Barbara	San Marcos Senior High	57/76786-00-011	12/21/18	\$ 1,017,157	\$ -	
Banning Unified	Riverside	Banning High	57/66985-00-006	12/24/18	\$ 7,016,067	\$ 4,677,378	
Liberty Union High	Contra Costa	Liberty High	57/61721-00-003	12/26/18	\$ 2,120,240	\$ -	
Los Angeles Unified	Los Angeles	Kenter Canyon Elementary	57/64733-47-011	12/26/18	\$ 2,840,465	\$ -	
Ontario-Montclair	San Bernardino	Vina Danks Middle	57/67819-00-034	12/26/18	\$ 296,984	\$ -	
Knights Ferry Elementary	Stanislaus	Knights Ferry Elementary	57/71142-00-001	12/26/18	\$ 103,460	\$ 68,973	
Orange Unified	Orange	El Modena High	57/66621-00-055	01/02/19	\$ 10,356,704	\$ -	
Orange Unified	Orange	Fletcher Elementary	57/66621-00-056	01/02/19	\$ 444,804	\$ -	
Santa Barbara Unified	Santa Barbara	Harding University Partnership	57/76786-00-012	01/02/19	\$ 212,713	\$ -	
Humboldt County Office of Education	Humboldt	Glen Paul	57/10124-00-001	01/03/19	\$ 138,966	\$ 92,644	
San Ramon Valley Unified	Contra Costa	John Baldwin Elementary	57/61804-00-040	01/07/19	\$ 136,084	\$ -	
Alameda Unified	Alameda	Franklin Elementary	57/61119-00-021	01/09/19	\$ 890,102	\$ -	
Los Angeles Unified	Los Angeles	Pio Pico Middle	57/64733-00-704	01/09/19	\$ 2,295,835	\$ -	
Los Angeles Unified	Los Angeles	President Avenue Elementary	57/64733-29-016	01/09/19	\$ 1,297,297	\$ -	
Alta Loma Elementary	San Bernardino	Alta Loma Junior High	57/67595-00-013	01/09/19	\$ 4,606,096	\$ -	
Ocean View	Ventura	Mar Vista Elementary	57/72512-00-006	01/10/19	\$ 373,353	\$ -	
Berkeley Unified	Alameda	Longfellow Arts and Technology Middle	57/61143-00-022	01/11/19	\$ 985,988	\$ -	
Fremont Unified	Alameda	Irvington High	57/61176-00-038	01/11/19	\$ 1,839,676	\$ -	
Fremont Unified	Alameda	Washington High	57/61176-00-039	01/11/19	\$ 351,297	\$ -	
Fremont Unified	Alameda	Oliveira Elementary	57/61176-00-040	01/11/19	\$ 517,558	\$ -	
Fremont Unified	Alameda	Patterson Elementary	57/61176-00-041	01/11/19	\$ 562,478	\$ -	
Fremont Unified	Alameda	Parkmont Elementary	57/61176-00-042	01/11/19	\$ 730,776	\$ -	
Santa Ana Unified	Orange	Century High	57/66670-00-057	01/11/19	\$ 12,511,940	\$ -	
Santa Ana Unified	Orange	Santa Ana High	57/66670-00-058	01/11/19	\$ 14,050,434	\$ -	
East Side Union High	Santa Clara	Mt Pleasant High	57/69427-00-037	01/11/19	\$ 677,533	\$ -	
Dixon Unified	Solano	Dixon High	57/70532-00-005	01/11/19	\$ 3,378,143	\$ -	
Ceres Unified	Stanislaus	Carroll Fowler Elementary	57/71043-00-015	01/11/19	\$ 2,643,935	\$ -	
Los Angeles Unified	Los Angeles	Menlo Avenue Elementary	57/64733-00-705	01/14/19	\$ 4,440,414	\$ -	
Los Angeles Unified	Los Angeles	Elizabeth Learning Center	57/64733-00-706	01/14/19	\$ 6,683,235	\$ -	
Los Angeles Unified	Los Angeles	Twenty-Eighth Street Elementary	57/64733-00-707	01/14/19	\$ 10,035,126	\$ -	
Los Angeles Unified	Los Angeles	Madison Elementary	57/64733-00-708	01/14/19	\$ 1,053,241	\$ -	
Los Angeles Unified	Los Angeles	Revere (Paul) Junior Midsite	57/64733-21-034	01/14/19	\$ 1,219,332	\$ -	
Lemoore Union High	Kings	Lemoore High	57/63982-00-004	01/15/19	\$ 1,004,112	\$ -	
Duarte Unified	Los Angeles	Royal Oaks STEAM Academy (K-8)	57/64469-00-012	01/15/19	\$ 1,258,856	\$ -	
South Whittier Elementary	Los Angeles	Lake Marie Elementary	57/65037-00-009	01/15/19	\$ 297,658	\$ -	
South Whittier Elementary	Los Angeles	Los Altos Elementary	57/65037-00-010	01/15/19	\$ 143,827	\$ -	
Galt Joint Union Elementary	Sacramento	River Oaks Elementary	57/67348-00-003	01/15/19	\$ 878,806	\$ -	
Wheatland Union High	Yuba	Wheatland Union High	57/72769-00-001	01/15/19	\$ 1,769,188	\$ -	
Capistrano Unified	Orange	Capistrano Valley High	57/66464-00-019	01/16/19	\$ 1,608,184	\$ -	
Lucia Mar Unified	San Luis Obispo	Grover Beach Elementary	57/68759-00-014	01/16/19	\$ 2,234,152	\$ -	
Lucia Mar Unified	San Luis Obispo	Harloe Elementary	57/68759-00-015	01/16/19	\$ 2,311,485	\$ -	

SFP APPLICATIONS
 Modernization School Facilities Program
 - Workload as of May 31, 2019 -

District	County	Site Name	Application Number	OPSC Date Received	Estimated State Grant (a)	Financial Hardship (b)	Notification Occurred**
El Centro Elementary	Imperial	Harding Elementary	57/63123-00-015	01/18/19	\$ 1,700,340	\$ -	
South Pasadena Unified	Los Angeles	South Pasadena Senior High	57/65029-00-006	01/18/19	\$ 3,031,556	\$ -	
Chaffey Joint Union High	San Bernardino	Rancho Cucamonga High	57/67652-00-007	01/18/19	\$ 2,602,347	\$ -	
Hope Elementary	Tulare	Hope Elementary	57/71944-00-002	01/18/19	\$ 113,636	\$ 75,757	
Capistrano Unified	Orange	Dana Hills High	57/66464-00-020	01/22/19	\$ 1,832,693	\$ -	
Capistrano Unified	Orange	San Clemente High	57/66464-00-021	01/22/19	\$ 1,501,778	\$ -	
Capistrano Unified	Orange	Tesoro High	57/66464-00-022	01/22/19	\$ 1,938,922	\$ -	
Corona-Norco Unified	Riverside	John Adams Elementary	57/67033-00-018	01/22/19	\$ 1,565,633	\$ -	
Corona-Norco Unified	Riverside	Garretson Elementary	57/67033-00-019	01/22/19	\$ 1,169,780	\$ -	
Corona-Norco Unified	Riverside	Lincoln Fundamental Elementary	57/67033-00-020	01/22/19	\$ 1,169,780	\$ -	
Corona-Norco Unified	Riverside	Norco Elementary	57/67033-00-021	01/22/19	\$ 753,650	\$ -	
Temecula Valley Unified	Riverside	Rancho Vista High	57/75192-00-013	01/22/19	\$ 1,464,893	\$ -	
Temecula Valley Unified	Riverside	Susan H Nelson	57/75192-00-014	01/22/19	\$ 1,040,845	\$ -	
Pierce Joint Unified	Colusa	Arbuckle Elementary	57/61614-00-008	01/23/19	\$ 1,771,025	\$ -	
Pajaro Valley Unified	Santa Cruz	H A Hyde Elementary	57/69799-00-025	01/23/19	\$ 1,856,309	\$ -	
Ventura County Office of Education	Ventura	Dean Triggs School	57/10561-00-007	01/24/19	\$ 17,762	\$ 11,842	
Fremont Unified	Alameda	Steven Millard Elementary	57/61176-00-043	01/24/19	\$ 582,885	\$ -	
Fremont Unified	Alameda	Mission San Jose Elementary	57/61176-00-044	01/24/19	\$ 1,448,830	\$ -	
Duarte Unified	Los Angeles	Beardslee Dual Language Immersion Academy (PK-5)	57/64469-00-013	01/24/19	\$ 1,899,981	\$ -	
Anaheim Elementary	Orange	Roosevelt (Theodore) Elementary	57/66423-00-033	01/24/19	\$ 6,206,326	\$ -	
Chino Valley Unified	San Bernardino	Rolling Ridge Elementary	57/67678-00-028	01/24/19	\$ 3,126,978	\$ -	
Chino Valley Unified	San Bernardino	Country Springs Elementary	57/67678-00-029	01/24/19	\$ 3,261,560	\$ -	
Del Norte County Unified	Del Norte	Crescent Elk Middle	57/61820-00-008	01/25/19	\$ 1,243,880	\$ -	
Lemoore Union High	Kings	Lemoore High	57/63982-00-005	01/25/19	\$ 1,410,412	\$ -	
Madera Unified	Madera	Madera South High	57/65243-00-007	01/25/19	\$ 4,674,702	\$ -	
Kentfield Elementary	Marin	Anthony G Bacich Elementary	57/65334-00-004	01/25/19	\$ 1,263,559	\$ -	
Huntington Beach City Elementary	Orange	Ethel Dwyer Middle	57/66530-00-020	01/25/19	\$ 2,955,708	\$ -	
San Diego Unified	San Diego	Boone Elementary	57/68338-00-232	01/25/19	\$ 9,903	\$ -	
San Diego Unified	San Diego	Hickman Elementary	57/68338-00-233	01/25/19	\$ 1,434,996	\$ -	
San Diego Unified	San Diego	Penn Elementary	57/68338-00-234	01/25/19	\$ 1,578,960	\$ -	
San Diego Unified	San Diego	Spreckels Elementary	57/68338-00-235	01/25/19	\$ 821,988	\$ -	
San Diego Unified	San Diego	De Portola Middle	57/68338-00-236	01/25/19	\$ 3,561,465	\$ -	
San Diego Unified	San Diego	Bethune K-8	57/68338-00-237	01/25/19	\$ 3,189,468	\$ -	
San Diego Unified	San Diego	La Jolla High	57/68338-00-238	01/25/19	\$ 4,024,308	\$ -	
San Diego Unified	San Diego	Riley	57/68338-00-239	01/25/19	\$ 1,999,658	\$ -	
San Diego Unified	San Diego	Emerson Bandini Elementary	57/68338-00-240	01/25/19	\$ 4,168,015	\$ -	
San Diego Unified	San Diego	Zamorano Elementary	57/68338-00-241	01/25/19	\$ 1,843,377	\$ -	
San Diego Unified	San Diego	Sandburg Elementary	57/68338-00-242	01/25/19	\$ 1,750,788	\$ -	
San Diego Unified	San Diego	Serra High	57/68338-00-243	01/25/19	\$ 3,050,850	\$ -	
San Diego Unified	San Diego	Mira Mesa High	57/68338-00-244	01/25/19	\$ 7,499,848	\$ -	
San Diego Unified	San Diego	Standley Middle	57/68338-00-245	01/25/19	\$ 1,655,344	\$ -	
San Diego Unified	San Diego	Pacific View (Lee) Elementary	57/68338-00-246	01/25/19	\$ 1,068,120	\$ -	
San Diego Unified	San Diego	Mira Mesa High	57/68338-00-247	01/25/19	\$ 1,864,990	\$ -	
San Diego Unified	San Diego	Morse High	57/68338-00-248	01/25/19	\$ 726,703	\$ -	
San Diego Unified	San Diego	Miramar Ranch Elementary	57/68338-00-249	01/25/19	\$ 766,260	\$ -	
San Diego Unified	San Diego	Franklin Elementary	57/68338-00-250	01/25/19	\$ 1,202,796	\$ -	
San Diego Unified	San Diego	Vista Grande Elementary	57/68338-00-251	01/25/19	\$ 520,128	\$ -	
San Diego Unified	San Diego	De Portola Middle	57/68338-00-252	01/25/19	\$ 3,561,465	\$ -	

SFP APPLICATIONS
 Modernization School Facilities Program
 - Workload as of May 31, 2019 -

District	County	Site Name	Application Number	OPSC Date Received	Estimated State Grant (a)	Financial Hardship (b)	Notification Occurred**
San Diego Unified	San Diego	Doyle Elementary	57/68338-00-253	01/25/19	\$ 445,824	\$ -	
San Diego Unified	San Diego	University City High	57/68338-00-254	01/25/19	\$ 2,778,192	\$ -	
San Diego Unified	San Diego	Iftin Charter	57/68338-00-255	01/25/19	\$ 2,674,944	\$ -	
Garden Grove Unified	Orange	Thomas Paine Elementary	57/66522-00-090	01/28/19	\$ 1,038,367	\$ -	
Sonora Elementary	Tuolumne	Sonora Elementary	57/72371-00-005	01/28/19	\$ 1,990,027	\$ -	
Duarte Unified	Los Angeles	Duarte High	57/64469-00-014	01/29/19	\$ 804,640	\$ -	
San Rafael City Elementary	Marin	Laurel Dell Elementary	57/65458-00-013	01/29/19	\$ 1,725,432	\$ -	
Fairfield-Suisun Unified	Solano	K I Jones Elementary	57/70540-00-022	01/29/19	\$ 3,272,209	\$ -	
Waukena Joint Union Elementary	Tulare	Waukena Joint Union Elementary	57/72264-00-001	01/29/19	\$ 170,358	\$ 113,572	
Rescue Union Elementary	El Dorado	Rescue Elementary	57/61978-00-007	01/30/19	\$ 1,130,547	\$ -	
Los Angeles Unified	Los Angeles	Ninety-Third Street Elementary	57/64733-00-709	01/30/19	\$ 3,491,576	\$ -	
Fremont Unified	Alameda	Harvey Green Elementary	57/61176-00-045	01/31/19	\$ 620,916	\$ -	
Fremont Unified	Alameda	Forest Park Elementary	57/61176-00-046	01/31/19	\$ 641,798	\$ -	
Fremont Unified	Alameda	J Haley Durham Elementary	57/61176-00-047	01/31/19	\$ 638,231	\$ -	
Fremont Unified	Alameda	Joshua Chadbourne Elementary	57/61176-00-048	01/31/19	\$ 829,945	\$ -	
Wasco Union High	Kern	Wasco High	57/63859-00-001	01/31/19	\$ 1,200,674	\$ -	
Brittan Elementary	Sutter	Brittan Elementary	57/71357-00-003	01/31/19	\$ 1,386,987	\$ 924,658	
Fremont Unified	Alameda	Warwick Elementary	57/61176-00-049	02/01/19	\$ 836,828	\$ -	
West Contra Costa Unified	Contra Costa	Crespi Junior High	57/61796-00-053	02/01/19	\$ 3,482,164	\$ -	
Edison Elementary	Kern	Orangewood Elementary	57/63438-00-003	02/01/19	\$ 69,429	\$ 46,286	
Edison Elementary	Kern	Edison Middle	57/63438-00-004	02/01/19	\$ 4,563,812	\$ -	
Newport-Mesa Unified	Orange	College Park Elementary	57/66597-00-044	02/01/19	\$ 1,189,179	\$ -	
Newport-Mesa Unified	Orange	Pomona Elementary	57/66597-00-045	02/01/19	\$ 1,357,631	\$ -	
Santa Ana Unified	Orange	Martin Luther King Jr Elementary	57/66670-00-059	02/01/19	\$ 1,006,950	\$ -	
San Diego Unified	San Diego	Foster Elementary	57/68338-00-256	02/01/19	\$ 292,572	\$ -	
San Diego Unified	San Diego	Chesterton Elementary	57/68338-00-257	02/01/19	\$ 2,509,653	\$ -	
San Diego Unified	San Diego	Garfield Elementary	57/68338-00-258	02/01/19	\$ 3,189,468	\$ -	
San Diego Unified	San Diego	Bethune K-8	57/68338-00-259	02/01/19	\$ 2,544,969	\$ -	
San Diego Unified	San Diego	Millennial Tech Middle	57/68338-00-260	02/01/19	\$ 1,864,990	\$ -	
San Diego Unified	San Diego	Mira Mesa High	57/68338-00-261	02/01/19	\$ 154,698	\$ -	
San Diego Unified	San Diego	Oak Park Elementary	57/68338-00-262	02/01/19	\$ 250,776	\$ -	
San Diego Unified	San Diego	Perry Elementary	57/68338-00-263	02/01/19	\$ 2,544,969	\$ -	
San Diego Unified	San Diego	Millennial Tech Middle	57/68338-00-264	02/01/19	\$ 1,086,696	\$ -	
San Diego Unified	San Diego	Holmes Elementary	57/68338-00-265	02/01/19	\$ 928,800	\$ -	
Livermore Valley Joint Unified	Alameda	Emma C Smith Elementary	57/61200-00-021	02/04/19	\$ 806,840	\$ -	
Livermore Valley Joint Unified	Alameda	Sunset Elementary	57/61200-00-022	02/04/19	\$ 954,394	\$ -	
Livermore Valley Joint Unified	Alameda	Livermore High	57/61200-00-023	02/04/19	\$ 6,138,167	\$ -	
Livermore Valley Joint Unified	Alameda	Granada High	57/61200-00-024	02/04/19	\$ 14,488,238	\$ -	
Livermore Valley Joint Unified	Alameda	Junction K-8	57/61200-00-025	02/04/19	\$ 1,042,102	\$ -	
Livermore Valley Joint Unified	Alameda	Rancho Las Positas Elementary	57/61200-00-026	02/04/19	\$ 731,931	\$ -	
Livermore Valley Joint Unified	Alameda	Jackson Avenue Elementary	57/61200-00-027	02/04/19	\$ 425,578	\$ -	
Livermore Valley Joint Unified	Alameda	Leo R Croce Elementary	57/61200-00-028	02/04/19	\$ 1,635,895	\$ -	
Livermore Valley Joint Unified	Alameda	Arroyo Seco Elementary	57/61200-00-029	02/04/19	\$ 1,029,485	\$ -	
Los Angeles Unified	Los Angeles	Alain Leroy Locke College Preparatory Academy	57/64733-00-710	02/04/19	\$ 567,652	\$ -	
Los Angeles Unified	Los Angeles	Serrania Avenue Elementary	57/64733-00-711	02/04/19	\$ 3,722,787	\$ -	
Los Angeles Unified	Los Angeles	Thirty-Second Street USC Performing Arts	57/64733-00-712	02/04/19	\$ 7,480,405	\$ -	
Los Angeles Unified	Los Angeles	Belvedere Middle	57/64733-09-011	02/04/19	\$ 2,652,764	\$ -	
Los Angeles Unified	Los Angeles	Palisades Charter Elementary	57/64733-47-012	02/04/19	\$ 1,028,847	\$ -	

SFP APPLICATIONS
 Modernization School Facilities Program
 - Workload as of May 31, 2019 -

District	County	Site Name	Application Number	OPSC Date Received	Estimated State Grant (a)	Financial Hardship (b)	Notification Occurred**
San Bernardino City Unified	San Bernardino	Sierra High	57/67876-00-109	02/04/19	\$ 1,263,683	\$ -	
Fremont Unified	Alameda	Tom Maloney Elementary	57/61176-00-050	02/05/19	\$ 619,428	\$ -	
Fremont Unified	Alameda	Cabrillo Elementary	57/61176-00-051	02/05/19	\$ 590,224	\$ -	
Los Angeles Unified	Los Angeles	Chatsworth Charter High	57/64733-00-713	02/05/19	\$ 3,303,498	\$ -	
William S. Hart Union High	Los Angeles	William S Hart High	57/65136-00-013	02/05/19	\$ 2,375,446	\$ -	
San Diego Unified	San Diego	Tierrasanta Elementary	57/68338-00-266	02/05/19	\$ 3,742,898	\$ -	
Lucia Mar Unified	San Luis Obispo	Nipomo Elementary	57/68759-00-016	02/05/19	\$ 694,190	\$ -	
Garden Grove Unified	Orange	Bryant Elementary	57/66522-00-091	02/06/19	\$ 645,227	\$ -	
Garden Grove Unified	Orange	Woodbury Elementary	57/66522-00-092	02/06/19	\$ 856,739	\$ -	
San Juan Unified	Sacramento	Del Paso Manor Elementary	57/67447-00-069	02/06/19	\$ 492,636	\$ -	
Morgan Hill Unified	Santa Clara	Lewis H Britton Middle	57/69583-00-014	02/06/19	\$ 806,252	\$ -	
Alameda Unified	Alameda	Lincoln Middle	57/61119-00-022	02/08/19	\$ 338,327	\$ -	
Fountain Valley Elementary	Orange	Plavan (Urbain H) Elementary	57/66498-00-013	02/08/19	\$ 410,145	\$ -	
Red Bluff Joint Union High	Tehama	Red Bluff High	57/71639-00-003	02/08/19	\$ 8,377,107	\$ -	
Temecula Valley Unified	Riverside	Vail Elementary	57/75192-00-015	02/08/19	\$ 2,704,612	\$ -	
Berkeley Unified	Alameda	Washington Elementary	57/61143-00-023	02/11/19	\$ 1,601,011	\$ -	
Bakersfield City	Kern	Voorhies Elementary	57/63321-00-017	02/11/19	\$ 412,895	\$ 275,263	
Los Angeles Unified	Los Angeles	Northridge Middle	57/64733-00-714	02/11/19	\$ 4,850,619	\$ -	
Los Angeles Unified	Los Angeles	Sylmar High	57/64733-00-715	02/11/19	\$ 539,095	\$ -	
Los Angeles Unified	Los Angeles	Carpenter Community Charter	57/64733-00-716	02/11/19	\$ 8,172,218	\$ -	
Los Angeles Unified	Los Angeles	John Muir Middle	57/64733-14-004	02/11/19	\$ 1,985,912	\$ -	
Corning Union High	Tehama	Corning High	57/71506-00-002	02/11/19	\$ 8,160,549	\$ -	
Davis Joint Unified	Yolo	North Davis Elementary	57/72678-00-016	02/11/19	\$ 669,113	\$ -	
Davis Joint Unified	Yolo	Valley Oak Elementary	57/72678-00-017	02/11/19	\$ 951,148	\$ -	
Del Norte County Unified	Del Norte	Pine Grove Elementary	57/61820-00-009	02/12/19	\$ 156,735	\$ 104,490	
Del Norte County Unified	Del Norte	Bess Maxwell Elementary	57/61820-00-010	02/12/19	\$ 193,436	\$ 128,957	
Del Norte County Unified	Del Norte	Mary Peacock Elementary	57/61820-00-011	02/12/19	\$ 248,274	\$ 165,516	
Monterey Peninsula Unified	Monterey	Los Arboles Middle	57/66092-00-029	02/12/19	\$ 157,663	\$ -	
Etiwanda Elementary	San Bernardino	Caryn Elementary	57/67702-00-002	02/12/19	\$ 2,676,097	\$ -	
Fremont Unified	Alameda	Niles Elementary	57/61176-00-052	02/14/19	\$ 525,412	\$ -	
Fresno Unified	Fresno	Irwin O Addicott Elementary	57/62166-00-142	02/14/19	\$ 889,302	\$ -	
Fresno Unified	Fresno	Fresno High	57/62166-00-143	02/14/19	\$ 417,237	\$ -	
Monterey Peninsula Unified	Monterey	Central Coast High	57/66092-00-030	02/14/19	\$ 828,437	\$ -	
Monterey Peninsula Unified	Monterey	Stilwell (Joseph W) Elementary	57/66092-00-031	02/14/19	\$ 621,034	\$ -	
Redwood City Elementary	San Mateo	North Star Academy	57/69005-00-006	02/14/19	\$ 480,530	\$ -	
East Side Union High	Santa Clara	Foothill High	57/69427-00-038	02/14/19	\$ 5,996,563	\$ -	
Brawley Elementary	Imperial	Barbara Worth Junior High	57/63073-00-004	02/15/19	\$ 259,394	\$ 172,929	
Brawley Elementary	Imperial	Miguel Hidalgo Elementary	57/63073-00-005	02/15/19	\$ 107,415	\$ 71,610	
Brawley Elementary	Imperial	Phil D Swing Elementary	57/63073-00-006	02/15/19	\$ 323,175	\$ 215,450	
Brawley Elementary	Imperial	Myron D Witter Elementary	57/63073-00-007	02/15/19	\$ 738,805	\$ 492,537	
Brawley Elementary	Imperial	J W Oakley Elementary	57/63073-00-008	02/15/19	\$ 4,528,560	\$ -	
Napa Valley Unified	Napa	El Centro Elementary	57/66266-00-032	02/15/19	\$ 1,080,941	\$ -	
San Bernardino City Unified	San Bernardino	North Park Elementary	57/67876-00-110	02/15/19	\$ 1,727,012	\$ -	
Davis Joint Unified	Yolo	Oliver Wendell Holmes Junior High	57/72678-00-018	02/15/19	\$ 1,513,033	\$ -	
Temecula Valley Unified	Riverside	James L Day Middle	57/75192-00-016	02/15/19	\$ 3,086,295	\$ -	
Del Norte County Unified	Del Norte	Mountain Elementary	57/61820-00-012	02/19/19	\$ 81,194	\$ 54,130	
Del Norte County Unified	Del Norte	Redwood Elementary	57/61820-00-013	02/19/19	\$ 132,303	\$ 88,202	
Del Norte County Unified	Del Norte	Smith River Elementary	57/61820-00-014	02/19/19	\$ 105,975	\$ 70,650	

SFP APPLICATIONS
 Modernization School Facilities Program
 - Workload as of May 31, 2019 -

District	County	Site Name	Application Number	OPSC Date Received	Estimated State Grant (a)	Financial Hardship (b)	Notification Occurred**
Centinela Valley Union High	Los Angeles	Hawthorne High	57/64352-00-008	02/19/19	\$ 2,440,923	\$ -	
Downey Unified	Los Angeles	Rio San Gabriel Elementary	57/64451-00-032	02/19/19	\$ 3,102,815	\$ -	
Los Angeles Unified	Los Angeles	Corona Avenue Elementary	57/64733-00-717	02/19/19	\$ 853,629	\$ -	
Los Angeles Unified	Los Angeles	Manchester Avenue Elementary	57/64733-00-718	02/19/19	\$ 5,588,324	\$ -	
Moreno Valley Unified	Riverside	Landmark Middle	57/67124-00-011	02/19/19	\$ 2,343,802	\$ -	
Atascadero Unified	San Luis Obispo	Creston Elementary	57/68700-00-009	02/19/19	\$ 1,371,741	\$ -	
Dublin Unified	Alameda	Frederiksen Elementary	57/75093-00-016	02/19/19	\$ 532,488	\$ -	
West Park Elementary	Fresno	West Park Elementary	57/62539-00-001	02/20/19	\$ 591,616	\$ 394,410	
Wasco Union High	Kern	Westside High (Continuation)	57/63859-00-002	02/20/19	\$ 900,114	\$ -	
Fountain Valley Elementary	Orange	Cox (James H) Elementary	57/66498-00-014	02/20/19	\$ 684,338	\$ -	
Fountain Valley Elementary	Orange	Oka (Isojiro) Elementary	57/66498-00-015	02/20/19	\$ 513,322	\$ -	
Ocean View	Orange	College View Elementary	57/66613-00-024	02/20/19	\$ 4,421,914	\$ -	
South San Francisco Unified	San Mateo	Alta Loma Middle	57/69070-00-022	02/20/19	\$ 3,465,601		
Montecito Union Elementary	Santa Barbara	Montecito Union	57/69252-00-001	02/20/19	\$ 1,048,606	\$ -	
Rosemead Elementary	Los Angeles	Emma W Shuey Elementary	57/64931-00-013	02/21/19	\$ 2,744,406	\$ -	
Rosemead Elementary	Los Angeles	Encinita Elementary	57/64931-00-014	02/21/19	\$ 4,608,312	\$ -	
San Rafael City Elementary	Marin	James B Davidson Middle	57/65458-00-014	02/21/19	\$ 1,342,919	\$ -	
Castro Valley Unified	Alameda	Castro Valley High	57/61150-00-027	02/22/19	\$ 4,392,880	\$ -	
Los Angeles Unified	Los Angeles	Christopher Columbus Middle	57/64733-00-719	02/22/19	\$ 5,499,604	\$ -	
Los Angeles Unified	Los Angeles	Phineas Banning Senior High	57/64733-00-720	02/22/19	\$ 13,126,327	\$ -	
Westminster Elementary	Orange	DeMille Elementary	57/66746-00-019	02/22/19	\$ 9,190,283	\$ -	
San Diego Unified	San Diego	Pacific Beach Middle	57/68338-00-267	02/22/19	\$ 3,593,476	\$ -	
San Diego Unified	San Diego	Longfellow K-8	57/68338-00-268	02/22/19	\$ 609,289	\$ -	
Los Angeles Unified	Los Angeles	San Pedro Senior High	57/64733-20-021	02/25/19	\$ 14,715,719	\$ -	
Los Angeles Unified	Los Angeles	University High	57/64733-21-035	02/25/19	\$ 696,398	\$ -	
Garden Grove Unified	Orange	Brookhurst Elementary	57/66522-00-093	02/25/19	\$ 2,214,508	\$ -	
Roseville Joint Union High	Placer	Roseville High	57/66928-00-005	02/25/19	\$ 6,394,314	\$ -	
Barstow Unified	San Bernardino	Montara Elementary	57/67611-00-005	02/25/19	\$ 2,595,452	\$ -	
San Rafael City Elementary	Marin	San Pedro Elementary	57/65458-00-015	02/26/19	\$ 1,104,890	\$ -	
Chula Vista Elementary	San Diego	Harborside Elementary	57/68023-00-018	02/26/19	\$ 1,603,654	\$ -	
Chula Vista Elementary	San Diego	Sunnyside Elementary	57/68023-00-019	02/26/19	\$ 171,453	\$ -	
Grossmont Union High	San Diego	Mount Miguel High	57/68130-00-034	02/26/19	\$ 334,368	\$ -	
San Ramon Valley Unified	Contra Costa	San Ramon Valley High	57/61804-00-042	02/27/19	\$ 1,466,180	\$ -	
Newport-Mesa Unified	Orange	Newport Heights Elementary	57/66597-00-046	02/27/19	\$ 137,761	\$ -	
Riverside Unified	Riverside	Highgrove Elementary	57/67215-00-036	02/27/19	\$ 3,154,346	\$ -	
Ceres Unified	Stanislaus	Caswell Elementary	57/71043-00-016	02/27/19	\$ 1,533,448	\$ -	
Reef-Sunset Unified	Kings	Reef Sunset Middle	57/73932-00-010	02/27/19	\$ 1,683,520	\$ 1,122,347	
Castro Valley Unified	Alameda	Palomares Elementary	57/61150-00-028	02/28/19	\$ 219,553	\$ -	
San Ramon Valley Unified	Contra Costa	California High	57/61804-00-041	02/28/19	\$ 1,593,117	\$ -	
Sanger Unified	Fresno	Washington Academic Middle	57/62414-00-018	02/28/19	\$ 1,338,565	\$ -	
Los Angeles Unified	Los Angeles	Crenshaw Senior High	57/64733-00-721	02/28/19	\$ 530,839	\$ -	
Los Angeles Unified	Los Angeles	San Fernando Senior High	57/64733-73-006	02/28/19	\$ 6,818,888	\$ -	
Mountain View Elementary	Los Angeles	Baker Elementary	57/64816-00-001	02/28/19	\$ 2,822,355	\$ -	
Mountain View Elementary	Los Angeles	Willard F Payne Elementary	57/64816-00-002	02/28/19	\$ 3,924,977	\$ -	
Mountain View Elementary	Los Angeles	Parkview Elementary	57/64816-00-003	02/28/19	\$ 4,447,828	\$ -	
Mountain View Elementary	Los Angeles	Maxson Elementary	57/64816-00-004	02/28/19	\$ 2,991,065	\$ -	
Mountain View Elementary	Los Angeles	Alfred S Madrid Middle	57/64816-00-005	02/28/19	\$ 2,713,876	\$ -	
Mountain View Elementary	Los Angeles	Twin Lakes Elementary	57/64816-00-006	02/28/19	\$ 1,803,109	\$ -	

SFP APPLICATIONS
 Modernization School Facilities Program
 - Workload as of May 31, 2019 -

District	County	Site Name	Application Number	OPSC Date Received	Estimated State Grant (a)	Financial Hardship (b)	Notification Occurred**
Mountain View Elementary	Los Angeles	La Primaria Elementary	57/64816-00-007	02/28/19	\$ 3,198,061	\$ -	
Mountain View Elementary	Los Angeles	Jerry Voorhis Elementary	57/64816-00-008	02/28/19	\$ 2,236,172	\$ -	
Manhattan Beach Unified	Los Angeles	Mira Costa High	57/75333-00-007	02/28/19	\$ 2,548,471	\$ -	
Lassen View Union Elementary	Tehama	Lassen View Elementary	58/71563-00-001	04/04/19	\$ 111,308	\$ -	
San Bernardino City Unified	San Bernardino	North Park Elementary	58/67876-00-004	04/05/19	\$ 3,757,622	\$ -	
Sebastopol Union Elementary	Sonoma	Brook Haven Middle	58/70938-00-001	04/30/19	\$ 340,736	\$ -	
Roseville Joint Union High	Placer	Roseville High	58/66928-00-001*	05/10/19	\$ 4,175,785	\$ -	
Elk Grove Unified	Sacramento	Elk Grove High	58/67314-00-002	05/13/19	\$ 822,000	\$ -	
Templeton Unified	San Luis Obispo	Vineyard Elementary	58/68841-00-001	05/13/19	\$ 225,860	\$ -	
Campbell Union High School	Santa Clara	Branham High	58/69401-00-001*	05/30/19	\$ 66,066	\$ -	
Greenfiled Elementary	Monterey	Vista Verde Middle	58/66035-00-001	05/31/19	\$ 769,200	\$ -	
Greenfiled Elementary	Monterey	Mary Chapa Academy	58/66035-00-002	05/31/19	\$ 934,200	\$ -	
Greenfiled Elementary	Monterey	Oak Avenue Elementary	58/66035-00-003	05/31/19	\$ 775,800	\$ -	
Lucia Mar Unified	San Luis Obispo	Arroyo Grande HS	58/68759-00-002	05/31/19	\$ 397,613	\$ -	

\$ 2,399,533,156	\$ 54,594,923
\$	2,454,128,079

MODERNIZATION FUNDING SUBTOTALS	\$ 2,386,692,084	\$ 54,594,923
MODERNIZATION FACILITY HARDSHIP - NON SEISMIC	\$ 8,134,339	
TOTAL MODERNIZATION FUNDING	\$	2,449,421,346
MODERNIZATION FACILITY HARDSHIP - SEISMIC	\$ 4,706,732	\$ -

(a) Represents estimated 60% state share of project including excessive cost grants. Sesimic Mitigation Program projects represents the estimated 50% state share of project. Amounts shown have not been reviewed by OPSC for compliance with all School Facility Program requirements.

(b) Represents estimated financial hardship. Amounts shown have not been reviewed by OPSC for compliance with all School Facility Program requirements.

*Facility Hardship project requesting Seismic Mitigation Program funding.

**School districts have been notified that the Office of Public School Construction will begin processing the district's application in the near future.

CHARTER SCHOOL FACILITIES PROGRAM (CSFP)
 Remaining Unfunded In-House CSFP Applications as of May 31, 2019
 Listed in Alphabetical Order by County

County	District	Charter School	Received Date	Status
Alameda	Hayward Unified	Golden Oak Montessori of Hayward*	06/05/17	Beyond Authority
Alameda	Hayward Unified	Golden Oak Montessori of Hayward*	06/05/17	Beyond Authority
Alameda	Hayward Unified	Silver Oak High*	06/05/17	Beyond Authority
Alameda	Oakland Unified	American Indian Public High*	06/05/17	Beyond Authority
Alameda	Oakland Unified	Aspire Public Schools - Aspire College Academy*	06/01/17	Beyond Authority
Alameda	Oakland Unified	Envision Education - Envision Academy of Arts and Technology*	06/05/17	Beyond Authority
Alameda	Oakland Unified	Oakland School for the Arts*	06/05/17	Beyond Authority
Alameda	Oakland Unified	Oakland Unity High*	05/26/17	Beyond Authority
Alameda	San Lorenzo Unified	KIPP Summit Academy*	06/05/17	Beyond Authority
Butte	Chico Unified	Inspire School of Arts and Sciences*	05/30/17	Beyond Authority
Butte	Chico Unified	Inspire School of Arts and Sciences*	05/30/17	Beyond Authority
Butte	Oroville City Elementary	STREAM Charter *	06/05/17	Beyond Authority
El Dorado	Camino Union	Camino Science and Natural Resources Charter*	06/02/17	Beyond Authority
El Dorado	Camino Union	Camino Science and Natural Resources Charter*	06/02/17	Beyond Authority
Fresno	Clovis Unified	Clovis Online Charter (Sunnyside-Herndon)*	06/05/17	Beyond Authority
Fresno	Clovis Unified	Clovis Online Charter (Sunnyside-Herndon)*	06/05/17	Beyond Authority
Fresno	Clovis Unified	Clovis Online Charter (Fowler-Herndon)*	06/05/17	Beyond Authority
Fresno	Clovis Unified	Clovis Online Charter (Fowler-Herndon)*	06/05/17	Beyond Authority
Fresno	Kings Canyon Unified	Reedley Middle College High *	06/05/17	Beyond Authority
Fresno	Sanger Unified	Hallmark Charter*	06/05/17	Beyond Authority
Fresno	Sanger Unified	Hallmark Charter*	06/05/17	Beyond Authority
Imperial	Imperial County Office of Education	Imperial Pathways Charter - Del Rio Campus*	06/05/17	Beyond Authority
Imperial	Imperial County Office of Education	Imperial Pathways Charter - Valley Campus*	06/05/17	Beyond Authority
Kings	Lemoore Union High	Lemoore Middle College High*	06/05/17	Beyond Authority
Los Angeles	Inglewood Unified	ICEF Inglewood Elementary Charter*	06/05/17	Beyond Authority
Los Angeles	Inglewood Unified	ICEF Inglewood Middle Charter*	06/05/17	Beyond Authority
Los Angeles	Inglewood Unified	Today's Fresh Start - Inglewood*	06/05/17	Beyond Authority
Los Angeles	Los Angeles Unified	Academia Avance*	06/05/17	Beyond Authority
Los Angeles	Los Angeles Unified	Aspire Public Schools - Aspire Centennial College Preparatory*	06/01/17	Beyond Authority
Los Angeles	Los Angeles Unified	Birmingham Community Charter High*	05/31/17	Beyond Authority
Los Angeles	Los Angeles Unified	Bright Star Secondary Charter Academy*	05/30/17	Beyond Authority
Los Angeles	Los Angeles Unified	Citizens of the World 2 (Silver Lake)*	06/05/17	Beyond Authority
Los Angeles	Los Angeles Unified	Citizens of the World 3 (Mar Vista)*	06/05/17	Beyond Authority
Los Angeles	Los Angeles Unified	Citizens of the World Hollywood Charter*	06/05/17	Beyond Authority
Los Angeles	Los Angeles Unified	City Charter*	06/05/17	Beyond Authority
Los Angeles	Los Angeles Unified	Colfax Elementary*	06/05/17	Beyond Authority
Los Angeles	Los Angeles Unified	Extera Public Schools #1*	06/05/17	Beyond Authority
Los Angeles	Los Angeles Unified	Extera Public Schools #2*	06/05/17	Beyond Authority
Los Angeles	Los Angeles Unified	Gabriella Charter*	06/05/17	Beyond Authority
Los Angeles	Los Angeles Unified	Gabriella Charter #2*	06/05/17	Beyond Authority
Los Angeles	Los Angeles Unified	Granada Hills Charter (Devonshire Campus)*	06/05/17	Beyond Authority
Los Angeles	Los Angeles Unified	Granada Hills Charter (New Media Center)*	06/05/17	Beyond Authority
Los Angeles	Los Angeles Unified	Grover Cleveland Charter High*	06/05/17	Beyond Authority
Los Angeles	Los Angeles Unified	ICEF Vista Elementary Charter Academy*	06/05/17	Beyond Authority
Los Angeles	Los Angeles Unified	ICEF Vista Middle Charter Academy*	06/05/17	Beyond Authority
Los Angeles	Los Angeles Unified	LA Promise Fund High*	06/05/17	Beyond Authority
Los Angeles	Los Angeles Unified	Magnolia Science Academy - 2*	06/05/17	Beyond Authority
Los Angeles	Los Angeles Unified	Magnolia Science Academy - 3*	06/05/17	Beyond Authority
Los Angeles	Los Angeles Unified	Magnolia Science Academy - 5*	06/05/17	Beyond Authority
Los Angeles	Los Angeles Unified	Marquez Charter*	06/05/17	Beyond Authority
Los Angeles	Los Angeles Unified	New Heights Charter*	05/31/17	Beyond Authority
Los Angeles	Los Angeles Unified	Palisades Charter High*	05/30/17	Beyond Authority
Los Angeles	Los Angeles Unified	Stella Elementary Charter Academy*	05/30/17	Beyond Authority
Los Angeles	Los Angeles Unified	Stella Middle Charter Academy*	05/30/17	Beyond Authority
Los Angeles	Los Angeles Unified	Synergy Charter Academy*	05/30/17	Beyond Authority
Los Angeles	Los Angeles Unified	Synergy Charter Kinetic*	05/30/17	Beyond Authority
Los Angeles	Los Angeles Unified	Synergy Charter Quantum Academy*	05/30/17	Beyond Authority
Los Angeles	Los Angeles Unified	Taft Charter High*	06/05/17	Beyond Authority
Los Angeles	Los Angeles Unified	Today's Fresh Start - Compton*	06/05/17	Beyond Authority
Los Angeles	Los Angeles Unified	USC College Preparatory - Blue Campus*	06/02/17	Beyond Authority
Los Angeles	Los Angeles Unified	USC College Preparatory - Orange Campus*	06/02/17	Beyond Authority
Los Angeles	Los Angeles Unified	Valor Academy Elementary*	05/30/17	Beyond Authority
Los Angeles	Los Angeles Unified	Vaughn Elementary School Arts Center*	04/12/17	Beyond Authority
Los Angeles	Los Angeles Unified	Vaughn High School Arts Center*	04/12/17	Beyond Authority
Los Angeles	Los Angeles Unified	Vaughn Middle School Arts Center*	04/12/17	Beyond Authority
Los Angeles	Los Angeles Unified	Westside Innovative School House Charter Community School*	06/05/17	Beyond Authority
Los Angeles	Los Angeles Unified	Westside Innovative School House Charter High*	06/05/17	Beyond Authority
Los Angeles	Long Beach Unified	Intellectual Virtues Academy High*	06/05/17	Beyond Authority
Madera	Chawanakee Unified	Minarets Charter High*	06/01/17	Beyond Authority
Napa	Napa Valley Unified	River Charter*	06/05/17	Beyond Authority
Napa	Napa Valley Unified	River Charter*	06/05/17	Beyond Authority

CHARTER SCHOOL FACILITIES PROGRAM (CSFP)
 Remaining Unfunded In-House CSFP Applications as of May 31, 2019
 Listed in Alphabetical Order by County

Napa	Napa Valley Unified	Stone Bridge Charter*	06/05/17	Beyond Authority
Nevada	Grass Valley Elementary	Grass Valley Charter*	06/05/17	Beyond Authority
Nevada	Grass Valley Elementary	Grass Valley Charter*	06/05/17	Beyond Authority
Nevada	Grass Valley Elementary	Nevada City School of the Arts*	06/01/17	Beyond Authority
Orange	Orange Unified	El Rancho Charter*	04/20/17	Beyond Authority
Riverside	Riverside County Office of Education	Riverside County Education Academy*	06/05/17	Beyond Authority
Sacramento	Elk Grove Unified	Elk Grove Charter School*	06/05/17	Beyond Authority
Sacramento	Natomas Unified	Westlake K-8 Charter*	05/22/17	Beyond Authority
Sacramento	Sacramento City Unified	Aspire Public Schools - Aspire Capitol Heights Academy*	06/01/17	Beyond Authority
Sacramento	Sacramento City Unified	Capitol Collegiate Academy*	06/05/17	Beyond Authority
Sacramento	San Juan Unified	California Montessori Project - San Juan Campus (Orangevale)*	06/05/17	Beyond Authority
Sacramento	San Juan Unified	Golden Valley Orchard Charter*	06/05/17	Beyond Authority
Sacramento	San Juan Unified	Golden Valley River Charter*	06/05/17	Beyond Authority
Sacramento	Twin Rivers Unified	Creative Connections Arts Academy*	06/05/17	Beyond Authority
Sacramento	Twin Rivers Unified	Creative Connections Arts Academy*	06/05/17	Beyond Authority
Sacramento	Twin Rivers Unified	Smythe Academy*	06/05/17	Beyond Authority
Sacramento	Twin Rivers Unified	Smythe Academy*	06/05/17	Beyond Authority
Sacramento	Twin Rivers Unified	Westside Preparatory Academy*	06/05/17	Beyond Authority
Sacramento	Twin Rivers Unified	Westside Preparatory Academy*	06/05/17	Beyond Authority
San Benito	Hollister Elementary	Navigator Schools - Hollister Preparatory*	06/05/17	Beyond Authority
San Benito	Hollister Elementary	Navigator Schools - Hollister Preparatory*	06/05/17	Beyond Authority
San Diego	Chula Vista Elementary	Arroyo Vista Charter*	06/05/17	Beyond Authority
San Diego	Chula Vista Elementary	Chula Vista Learning Community*	06/05/17	Beyond Authority
San Diego	Chula Vista Elementary	Chula Vista Learning Community*	06/05/17	Beyond Authority
San Diego	Chula Vista Elementary	Discovery Charter*	06/05/17	Beyond Authority
San Diego	Chula Vista Elementary	Discovery Charter*	06/05/17	Beyond Authority
San Diego	Chula Vista Elementary	Feaster Charter*	06/05/17	Beyond Authority
San Diego	Chula Vista Elementary	Feaster Charter*	06/05/17	Beyond Authority
San Diego	Chula Vista Elementary	Mueller Charter*	06/05/17	Beyond Authority
San Diego	Chula Vista Elementary	Mueller Charter*	06/05/17	Beyond Authority
San Diego	Grossmont Union High	Liberty Charter High *	06/05/17	Beyond Authority
San Diego	San Diego Unified	Health Sciences High and Middle College*	05/18/17	Beyond Authority
San Diego	San Diego Unified	Innovations Academy*	05/18/17	Beyond Authority
San Diego	San Diego Unified	Museum School*	05/18/17	Beyond Authority
San Diego	South Bay Union	Nestor Charter*	06/05/17	Beyond Authority
San Joaquin	New Jerusalem Elementary	Delta Charter School*	06/05/17	Beyond Authority
San Joaquin	Stockton Unified	Aspire Public School - Aspire APEX Academy*	06/01/17	Beyond Authority
San Joaquin	Tracy Unified	Tracy Learning Center - Discovery Charter*	06/05/17	Beyond Authority
San Mateo	San Carlos Elementary	Charter Learning Center*	06/02/17	Beyond Authority
San Mateo	San Carlos Elementary	Charter Learning Center*	06/02/17	Beyond Authority
Santa Clara	East Side Union High	Alpha Public Schools - Cindy Avitia High *	06/05/17	Beyond Authority
Santa Clara	Gilroy Unified	Navigator Schools - Gilroy Preparatory*	06/05/17	Beyond Authority
Shasta	Enterprise Elementary	Pace Academy*	06/05/17	Beyond Authority
Shasta	Enterprise Elementary	Pace Academy*	06/05/17	Beyond Authority
Solano	Vallejo Unified	MIT Academy Middle School *	05/22/17	Beyond Authority
Solano	Vallejo Unified	MIT Academy Middle School *	05/22/17	Beyond Authority
Sonoma	Old Adobe Union	Loma Vista Immersion Academy*	06/05/17	Beyond Authority
Sonoma	Petaluma City Elementary	Live Oak Charter*	06/05/17	Beyond Authority
Sonoma	Sebastopol Union	Sebastopol Independent Charter*	06/05/17	Beyond Authority
Sonoma	Twin Hills Union	Twin Hills Charter Middle School*	05/26/17	Beyond Authority
Sonoma	Windsor Unified	Cali Calmecac Language Academy*	05/25/17	Beyond Authority
Sonoma	Windsor Unified	Cali Calmecac Language Academy *	05/25/17	Beyond Authority
Ventura	Ventura Unified	Ventura Charter School*	05/26/17	Beyond Authority
Yolo	Washington Unified	Washington Middle College High School*	06/05/17	Beyond Authority

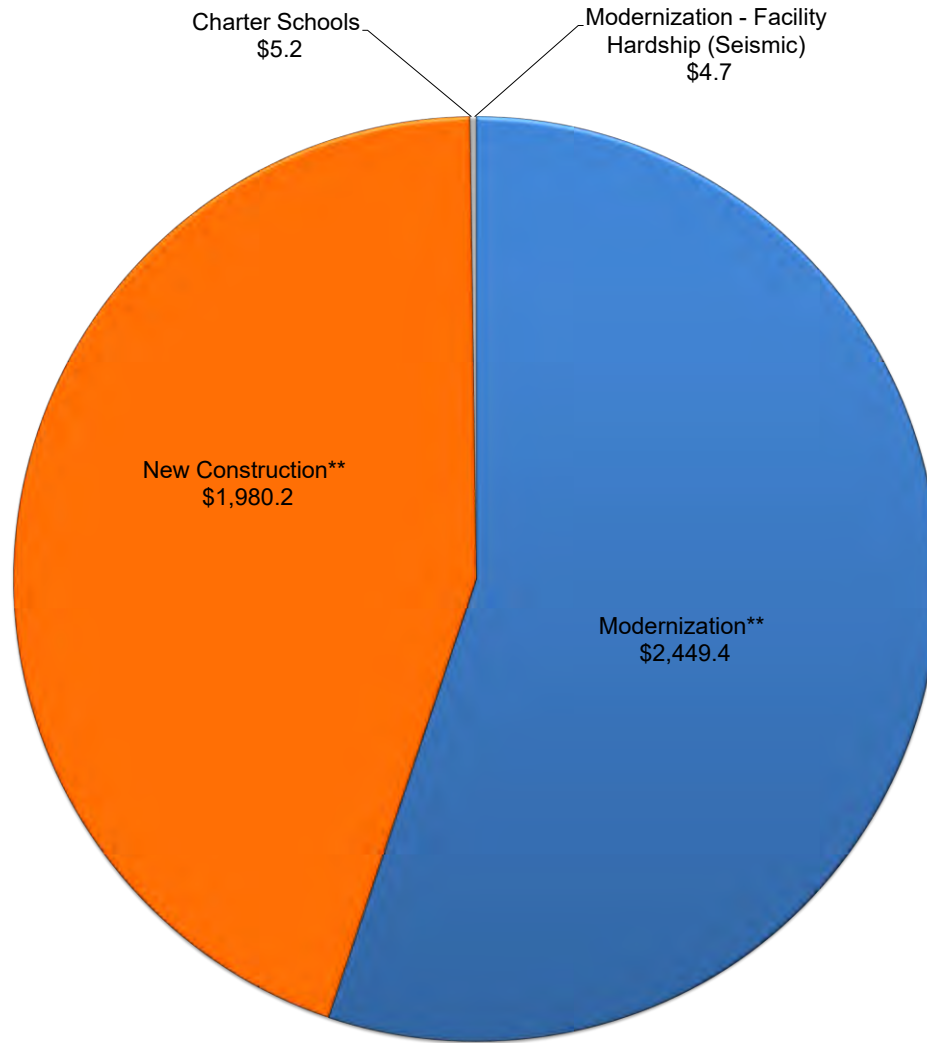
*CSFP applications that did not receive a Preliminary Charter School Apportionment will be retained through the end of 2018 to enable the Board to continue awarding Preliminary Charter School Apportionments during that time, provided additional bond authority returns. Applications on this list will require a complete review by OPSC and the California School Finance Authority to be eligible for funding.

SFP APPLICATIONS
 Overcrowding Relief Grant - School Facilities Program
 - Workload as of May 31, 2019 -

District	County	Site	Application Number	50-04 Date Received	ORG State Share	Status
Covina Valley Unified	Riverside	Sierra Vista Middle	56/64436-01-001*	7/29/2013	\$ 4,311,517	Beyond Authority
Chaffey Joint Union	San Bernardino	Ontario High	56/67652-00-003*	7/25/2013	\$ 8,739,582	Beyond Authority
					\$ 13,051,099	

* Overcrowding Relief Grant applications received by OPSC for the 2013 Filing Round. OPSC has not yet reviewed the total grant requested and the total number of projects exceed available bond authority. Placement on this list does not confirm funding.

School Facility Program Applications within Bond Authority*
- in millions of dollars, as of May 31, 2019-



*The projects on this report only represents completed applications that are awaiting Office of Public School Construction (OPSC) processing and scheduling to the State Allocation Board. It does not reflect the OPSC's complete workload or guarantee the project is within available bond authority.

** Includes Facility Hardship Non-Seismic applications.

This list includes future workload that is identified as:

- Pending reflects workload that has been processed by OPSC but awaiting further information/documentation from the district.
- Reviewing reflects currently being processed by OPSC.

INFORMATION ITEM

SCHOOL FACILITY PROGRAM APPLICATIONS RECEIVED BEYOND BOND AUTHORITY LIST (as of May 31, 2019)

The applications on this list represent School Facility Program (SFP) New Construction and Modernization projects in date order received that were received on or after September 13, 2018 through May 31, 2019. These applications have been received, but not reviewed, by the Office of Public School Construction (OPSC). This list is presented to the State Allocation Board for acknowledgement, but not approval pursuant to SFP Regulation Section 1859.95.1.

Published monthly in the SAB Agenda.

This report is also on OPSC's Website at:

www.dgs.ca.gov/OPSC/Resources

SFP APPLICATIONS
New Construction Acknowledged Applications Received Past Existing Authority as of May 31, 2019

District	County	Site Name	DSA Number	50-04 Date Received	Estimated State Grant (a)	Estimated Financial Hardship (b)
Imperial County Office of Education	Imperial	La Paloma Middle	04-116828	09/14/18	\$ 1,442,651	\$ 1,442,651
Winters Joint Unified	Yolo	Winters High	02-115475	09/14/18	\$ 2,188,077	\$ -
Plaza Elementary	Glenn	Plaza Elementary	02-116764	09/18/18	\$ 2,672,913	\$ 2,672,913
Gustine Unified	Merced	Gustine High	02-116135	09/19/18	\$ 4,814,849	\$ 4,814,849
Corona-Norco Unified	Riverside	Roosevelt High	04-115480	09/21/18	\$ 15,085,368	\$ -
Round Valley Unified	Mendocino	Round Valley High	01-117277	09/24/18	\$ 2,353,745	\$ 2,353,745
Live Oak Unified	Sutter	Live Oak Middle	02-116511	09/24/18	\$ 1,776,402	\$ -
Corona-Norco Unified	Riverside	Garretson Elementary	04-115277	10/01/18	\$ 3,682,897	\$ -
Lammersville Joint Unified	San Joaquin	Cordes Elementary	02-116707	10/04/18	\$ 14,117,100	\$ -
San Benito High	San Benito	San Benito High	01-117136	10/08/18	\$ 6,418,818	\$ -
Fairfield-Suisun Unified	Solano	E Ruth Sheldon Academy of Innovative Learning	02-116436	10/10/18	\$ 1,574,262	\$ -
Grossmont Union High	San Diego	Granite Hills High	04-116776	10/12/18	\$ 966,051	\$ -
El Centro Elementary	Imperial	Harding Elementary	04-117257	10/15/18	\$ 1,656,420	\$ -
Wasco Union Elementary	Kern	James A Forrest Elementary	03-117605	10/15/18	\$ 11,839,197	\$ 11,839,197
Alview-Dairyland Union Elementary	Madera	Alview Elementary	Site/Design	10/16/18	\$ 122,877	\$ 122,877
Alview-Dairyland Union Elementary	Madera	Dairyland Elementary	Site/Design	10/16/18	\$ 122,877	\$ 122,877
Kings River Union Elementary	Tulare	Kings River Elementary	Site/Design	10/16/18	\$ 1,869,396	\$ 1,869,396
Fremont Union High	Santa Clara	Homestead High	01-116560	10/23/18	\$ 3,185,692	\$ -
Fremont Unified	Alameda	G M Walters Junior High	01-115744	10/24/18	\$ 7,741,378	\$ -
Grossmont Union High	San Diego	El Capitan High	04-116979	10/25/18	\$ 2,379,500	\$ -
Corning Union High	Tehama	Corning High	02-116489	10/26/18	\$ 3,546,223	\$ -
Castro Valley Unified	Alameda	Castro Valley High	01-116720	10/29/18	\$ 1,380,830	\$ -
Castro Valley Unified	Alameda	Castro Valley High	01-116816	10/29/18	\$ 1,625,897	\$ -
Grossmont Union High	San Diego	Monte Vista High	04-116978	10/29/18	\$ 1,536,016	\$ -
West Park Elementary	Fresno	West Park Elementary	02-116848	10/30/18	\$ 3,948,406	\$ 3,948,406
Campbell Union High	Santa Clara	Leigh High	01-117171	10/30/18	\$ 4,203,090	\$ -
Central Union High	Imperial	Central Union High	04-116825	10/31/18	\$ 11,738,874	\$ 11,738,874
Pajaro Valley Unified	Santa Cruz	Pajaro Valley High	01-116514	10/31/18	\$ 1,905,424	\$ -
Fairfield-Suisun Unified	Solano	E Ruth Sheldon Academy of Innovative Learning	02-116436	10/31/18	\$ 4,711,065	\$ -
Fresno County Office of Education	Fresno	Selma High	02-116799	11/06/18	\$ 295,279	\$ -
Jurupa Unified	Riverside	West Riverside Elementary	04-115786	11/09/18	\$ 4,338,436	\$ -
Sunnyside Union Elementary	Tulare	Sunnyside Elementary	Site/Design	11/14/18	\$ 4,562,914	\$ 4,562,914
Santa Maria-Bonita	Santa Barbara	Measure T Elementary	03-118839	11/16/18	\$ 11,229,282	\$ -
Williams Unified	Colusa	Williams Elementary	Site/Design	11/19/18	\$ 867,525	\$ 867,525
Williams Unified	Colusa	Williams High	Site/Design	11/19/18	\$ 1,429,051	\$ 1,429,051
Pierce Joint Unified	Colusa	Arbuckle Elementary	02-116802	11/20/18	\$ 1,941,453	\$ -
Los Angeles Unified	Los Angeles	International Studies Learning Center	03-117730	11/26/18	\$ 8,212,769	\$ -
William S. Hart Union High	Los Angeles	William S Hart High	03-118530	11/29/18	\$ 9,813,917	\$ -
Oxnard	Ventura	Seabridge Elementary	03-118672	12/07/18	\$ 13,517,344	\$ -
Oxnard	Ventura	Seabridge Elementary	03-118672	12/07/18	\$ 786,556	\$ -
Porterville Unified	Tulare	Porterville Military Academy	02-115851	12/07/18	\$ 2,092,468	\$ -
Arvin Union	Kern	Bear Mountain Elementary	03-119081	12/14/18	\$ 3,118,320	\$ -
Meadows Union Elementary	Imperial	Meadows Elementary	04-116690	12/20/18	\$ 2,874,742	\$ -

SFP APPLICATIONS

New Construction Acknowledged Applications Received Past Existing Authority as of May 31, 2019

District	County	Site Name	DSA Number	50-04 Date Received	Estimated State Grant (a)	Estimated Financial Hardship (b)
Blochman Union Elementary	Santa Barbara	Benjamin Foxen Elementary	03-119221	12/21/18	\$ 1,308,316	\$ -
Sanger Unified	Fresno	Washington Academic Middle	02-117046	12/24/18	\$ 560,664	\$ -
Etiwanda Elementary	San Bernardino	John L Golden Elementary	04-116718	01/15/19	\$ 1,331,474	\$ -
Tulare Joint Union High	Tulare	Tulare Union High	02-116884	01/15/19	\$ 4,426,098	\$ -
Lemoore Union High	Kings	Lemoore High	02-116535	01/18/19	\$ 5,710,055	\$ -
South Pasadena Unified	Los Angeles	South Pasadena Senior High	03-117509	01/18/19	\$ 1,814,372	\$ -
South Pasadena Unified	Los Angeles	South Pasadena Senior High	03-118006	01/18/19	\$ 478,063	\$ -
Etiwanda Elementary	San Bernardino	David W Long Elementary	04-117113	01/18/19	\$ 1,296,904	\$ -
Hope Elementary	Tulare	Hope Elementary	Site/Design	01/18/19	\$ 885,316	\$ 885,316
Kings Canyon Joint Unified	Fresno	Reedley Middle College High	02-115465	01/28/19	\$ 3,851,979	\$ -
Etiwanda Elementary	San Bernardino	Caryn Elementary	04-117369	02/12/19	\$ 1,366,064	\$ -
Hanford Elementary	Kings	Lincoln Elementary	02-117050	02/27/19	\$ 1,641,316	\$ -
Ceres Unified	Stanislaus	Caswell Elementary	02-116128	02/27/19	\$ 1,519,834	\$ -
Ceres Unified	Stanislaus	Caswell Elementary	02-116128	02/27/19	\$ 714,666	\$ -
Sanger Unified	Fresno	Sanger High	02-117029	03/12/19	\$ 453,990	\$ -
Huntington Beach City Elementary	Orange	Ethel Dwyer Middle	04-116716	03/13/19	\$ 1,602,035	\$ -
Elk Grove Unified	Sacramento	Pleasant Grove High	02-116618	03/14/19	\$ 1,089,046	\$ -
William S. Hart Union High	Los Angeles	Sierra Vista Junior High	03-117759	03/19/19	\$ 3,277,471	\$ -
Robla Elementary	Sacramento	Taylor Street Elementary	02-116689	03/19/19	\$ 1,493,548	\$ -
Sonora Elementary	Tuolumne	Sonora Elementary	02-114452	03/19/19	\$ 1,799,125	\$ -
Soquel Union Elementary	Santa Cruz	New Brighton Middle	01-117113	03/21/19	\$ 1,199,142	\$ -
Pittsburg Unified	Contra Costa	Parkside Elementary	01-117089	03/28/19	\$ 3,724,122	\$ -
Panama-Buena Vista Union	Kern	Panama Elementary	03-118288	04/02/19	\$ 8,150,119	\$ -
Soquel Union Elementary	Santa Cruz	Santa Cruz Gardens Elementary	01-117493	04/02/19	\$ 1,400,353	\$ -
Riverside Unified	Riverside	Harrison Elementary	04-117796	04/04/19	\$ 1,936,737	\$ -
Riverside Unified	Riverside	Jefferson Elementary	04-117816	04/05/19	\$ 2,518,888	\$ -
Capistrano Unified	Orange	Aliso Niguel High	04-117480	04/10/19	\$ 3,773,236	\$ -
Capistrano Unified	Orange	Newhart Middle	04-117479	04/10/19	\$ 4,318,962	\$ -
Riverside Unified	Riverside	Highgrove Elementary	04-117600	04/12/19	\$ 4,568,978	\$ -
Long Beach Unified	Los Angeles	Eunice Sato Academy of Math & Science	03-118586	04/15/19	\$ 8,094,645	\$ -
Riverside Unified	Riverside	Madison Elementary	04-117805	04/18/19	\$ 2,934,170	\$ -
Grossmont Union High	San Diego	Santana High	04-116449	04/19/19	\$ 2,172,279	\$ -
Walnut Valley Unified	Los Angeles	Collegewood Elementary	03-118931	04/24/19	\$ 4,680,284	\$ -
Freshwater Elementary	Humboldt	Freshwater Elementary	Site/Design	04/30/19	\$ 159,972	\$ 159,972
Escalon Unified	San Joaquin	Dent Elementary	02-116870	05/03/19	\$ 4,671,640	\$ -
Fairfield-Suisun Unified	Solano	Suisun Valley Elementary	02-116558	05/08/19	\$ 1,308,175	\$ -
					\$ 277,918,390	\$ 48,830,564
					\$ 326,748,953	

SFP APPLICATIONS
New Construction Acknowledged Applications Received Past Existing Authority as of May 31, 2019

District	County	Site Name	DSA Number	50-04 Date Received	Estimated State Grant (a)	Estimated Financial Hardship (b)
Moreno Valley Unified	Riverside	Moreno Valley High	04-114833	03/01/19	\$ 7,827,616	\$ -
Atascadero Unified	San Luis Obispo	Atascadero High	03-117825	03/01/19	\$ 7,108,925	\$ -
Los Angeles Unified	Los Angeles	One Hundred Thirty-Fifth Street Elementary	03-118219	03/04/19	\$ 2,209,982	\$ -
Garden Grove Unified	Orange	Excelsior Elementary	04-116422	03/04/19	\$ 422,067	\$ -
Franklin-McKinley Elementary	Santa Clara	Santee Elementary	01-117034	03/04/19	\$ 519,956	\$ -
Fresno Unified	Fresno	Slater Elementary	02-115550	03/05/19	\$ 5,193,147	\$ -
Stockton Unified	San Joaquin	Edison High	02-115414	03/06/19	\$ 944,567	\$ -
Temecula Valley Unified	Riverside	Vail Ranch Middle	04-117890	03/06/19	\$ 5,073,700	\$ -
Los Angeles Unified	Los Angeles	Thomas A Edison Middle	03-116609	03/07/19	\$ 9,317,708	\$ -
Garden Grove Unified	Orange	Genevieve M Crosby Elementary	04-116372	03/08/19	\$ 887,314	\$ -
Garden Grove Unified	Orange	Alamitos Intermediate	04-114039	03/08/19	\$ 319,123	\$ -
Atascadero Unified	San Luis Obispo	Fine Arts Academy	03-117570	03/08/19	\$ 1,152,837	\$ -
Los Angeles Unified	Los Angeles	David Starr Jordan Senior High	03-118627	03/11/19	\$ 3,876,338	\$ -
Visalia Unified	Tulare	Redwood High	02-113431	03/13/19	\$ 1,463,385	\$ -
Reef-Sunset Unified	Kings	Kettleman City Elementary	02-116806	03/13/19	\$ 1,028,235	\$ 685,490
Culver City Unified	Los Angeles	El Marino Elementary	03-117814	03/15/19	\$ 741,980	\$ -
Fountain Valley Elementary	Orange	Courreges (Roch) Elementary	04-116586	03/18/19	\$ 608,684	\$ -
Fountain Valley Elementary	Orange	Fulton (Harry C) Middle	04-117590	03/18/19	\$ 2,686,984	\$ -
Robla Elementary	Sacramento	Taylor Street Elementary	02-116689	03/19/19	\$ 2,097,086	\$ -
Moreno Valley Unified	Riverside	Sunnymead Middle	04-117813	03/20/19	\$ 6,321,857	\$ -
Sonora Elementary	Tuolumne	Sonora Elementary	02-114452	03/20/19	\$ 1,993,496	\$ -
Santa Paula Unified	Ventura	Isbell Middle	03-117726	03/20/19	\$ 5,947,976	\$ -
Williams Unified	Colusa	Williams Junior Senior High	Site/Design	03/21/19	\$ 3,405,269	\$ 2,270,179
Novato Unified	Marin	San Jose Middle	01-117262	03/21/19	\$ 1,326,577	\$ -
Soquel Union Elementary	Santa Cruz	Capitola Elementary	01-117113	03/21/19	\$ 1,293,610	\$ -
Soquel Union Elementary	Santa Cruz	Capitola Elementary	01-117113	03/21/19	\$ 3,326,753	\$ -
Glendale Unified	Los Angeles	Crescenta Valley High	03-115497	03/22/19	\$ 4,988,862	\$ -
Pope Valley Union Elementary	Napa	Pope Valley Elementary	01-117294	03/22/19	\$ 322,239	\$ -
Fairfield-Suisun Unified	Solano	Suisun Valley Elementary	02-115701	03/25/19	\$ 2,430,878	\$ -
Azusa Unified	Los Angeles	Center Middle	03-118262	03/27/19	\$ 2,285,349	\$ -
Azusa Unified	Los Angeles	Charles H Lee Elementary	03-118035	03/27/19	\$ 6,076,635	\$ -
Pittsburg Unified	Contra Costa	Parkside Elementary	01-117089	03/28/19	\$ 2,120,250	\$ -
South Fork Union	Kern	South Fork Elementary	Site/Design	04/02/19	\$ 191,565	\$ 127,710
Los Angeles Unified	Los Angeles	George K Porter Middle	03-114965	04/02/19	\$ 7,598,046	\$ -
Chowchilla Elementary	Madera	Merle L Fuller Elementary	02-116478	04/02/19	\$ 2,416,860	\$ -
Huntington Beach City Elementary	Orange	S A Moffett Elementary	04-116538	04/02/19	\$ 424,168	\$ -
Tahoe-Truckee Unified	Placer	Tahoe Truckee High	02-115331	04/02/19	\$ 3,467,947	\$ -
Soquel Union Elementary	Santa Cruz	Main Street Elementary	01-117139	04/02/19	\$ 2,095,486	\$ -
Templeton Unified	San Luis Obispo	Templeton Elementary	03-117573	04/03/19	\$ 1,957,550	\$ -
Armona Union Elementary	Kings	Armona Elementary	02-117025	04/04/19	\$ 2,854,069	\$ 1,902,713
Riverside Unified	Riverside	Harrison Elementary	04-117796	04/04/19	\$ 1,458,062	\$ -
Temecula Valley Unified	Riverside	Helen Hunt Jackson Elementary	04-117950	04/04/19	\$ 1,522,390	\$ -
Riverside Unified	Riverside	Jefferson Elementary	04-117816	04/05/19	\$ 1,110,222	\$ -

SFP APPLICATIONS

New Construction Acknowledged Applications Received Past Existing Authority as of May 31, 2019

District	County	Site Name	DSA Number	50-04 Date Received	Estimated State Grant (a)	Estimated Financial Hardship (b)
Fresno Unified	Fresno	Florence E Rata	02-116111	04/08/19	\$ 819,553	\$ -
Guerneville Elementary	Sonoma	Guerneville Elementary	01-117460	04/08/19	\$ 421,564	\$ -
Moreno Valley Unified	Riverside	Palm Middle	04-117812	04/09/19	\$ 6,732,139	\$ -
Downey Unified	Los Angeles	Downey High	03-118501	04/11/19	\$ 18,649,535	\$ -
Downey Unified	Los Angeles	Old River Elementary	03-118264	04/11/19	\$ 467,316	\$ -
Downey Unified	Los Angeles	Unsworth (Edith) Elementary	03-118550	04/11/19	\$ 1,821,033	\$ -
Santa Paula Unified	Ventura	Blanchard Elementary	03-117337	04/12/19	\$ 647,211	\$ -
Fremont Unified	Alameda	Mission Valley Elementary	01-117258	04/15/19	\$ 1,367,183	\$ -
Riverside Unified	Riverside	Sunshine Special Education	04-117554	04/15/19	\$ 303,327	\$ -
Fremont Unified	Alameda	Oliveira Elementary	01-117218	04/16/19	\$ 2,381,856	\$ -
Kelseyville Unified	Lake	Kelseyville Elementary	01-111111	04/17/19	\$ 2,020,798	\$ 1,347,199
Azusa Unified	Los Angeles	Paramount Elementary	03-119621	04/17/19	\$ 2,097,086	\$ -
Riverside Unified	Riverside	Madison Elementary	04-117805	04/18/19	\$ 2,213,564	\$ -
Richgrove Elementary	Tulare	Richgrove Elementary	02-117127	04/18/19	\$ 1,293,545	\$ 862,363
Moreno Valley Unified	Riverside	Seneca Elementary	04-117868	04/23/19	\$ 2,519,257	\$ -
Moreno Valley Unified	Riverside	Butterfield Elementary	04-117819	04/23/19	\$ 4,465,560	\$ -
Duarte Unified	Los Angeles	Maxwell Academy (PK-8)	03-118014	04/24/19	\$ 1,196,426	\$ -
Hermosa Beach City Elementary	Los Angeles	North Elementary	03-118625	04/24/19	\$ 2,762,013	\$ -
Grossmont Union High	San Diego	West Hills High	04-116370	04/24/19	\$ 1,903,755	\$ -
San Rafael City Elementary	Marin	Venetia Valley K-8	01-117438	04/25/19	\$ 880,542	\$ -
Capistrano Unified	Orange	Harold Ambuehl Elementary	04-118034	04/25/19	\$ 3,674,147	\$ -
Simi Valley Unified	Ventura	Royal High	03-117455	04/25/19	\$ 1,090,764	\$ -
Parlier Unified	Fresno	Mathew J Brletic Elementary	Site/Design	04/30/19	\$ 318,346	\$ 212,231
Parlier Unified	Fresno	Cesar E Chavez Elementary	Site/Design	04/30/19	\$ 148,376	\$ 98,917
Parlier Unified	Fresno	John C Martinez Elementary	Site/Design	04/30/19	\$ 341,334	\$ 227,556
Parlier Unified	Fresno	Parlier High	Site/Design	04/30/19	\$ 366,567	\$ 244,378
Parlier Unified	Fresno	Parlier Junior High	Site/Design	04/30/19	\$ 159,149	\$ 106,099
Parlier Unified	Fresno	San Joaquin Valley High	Site/Design	04/30/19	\$ 70,419	\$ 46,946
Santa Ana Unified	Orange	Wallace R Davis Elementary	57/66670-00-060	05/01/19	\$ 1,431,326	\$ -
Santa Ana Unified	Orange	Martin R Heninger Elementary	57/66670-00-061	05/01/19	\$ 1,709,223	\$ -
Orange Unified	Orange	Villa Park Elementary	57/66621-00-057	05/02/19	\$ 14,189,194	\$ -
Cupertino Union	Santa Clara	William Faria Elementary	57/69419-00-031	05/02/19	\$ 2,277,380	\$ -
Cupertino Union	Santa Clara	Abraham Lincoln Elementary	57/69419-00-032	05/02/19	\$ 1,935,966	\$ -
Cupertino Union	Santa Clara	Dwight D Eisenhower Elementary	57/69419-00-033	05/02/19	\$ 982,152	\$ -
Cupertino Union	Santa Clara	Chester W Nimitz Elementary	57/69419-00-034	05/02/19	\$ 534,543	\$ -
Center Joint Unified	Sacramento	North Country Elementary	57/73973-00-005	05/02/19	\$ 3,124,267	\$ 2,082,845
Ontario-Montclair	San Bernardino	Elderberry Elementary	57/67819-00-035	05/03/19	\$ 551,893	\$ -
Ontario-Montclair	San Bernardino	Corona Elementary	57/67819-00-036	05/03/19	\$ 568,368	\$ -
Escalon Unified	San Joaquin	Dent Elementary	57/68502-00-004	05/03/19	\$ 5,066,054	\$ -
Whittier City Elementary	Los Angeles	Wallen L Andrews Elementary	57/65110-00-015	05/06/19	\$ 2,226,525	\$ -
Ontario-Montclair	San Bernardino	Del Norte Elementary	57/67819-00-037	05/06/19	\$ 636,744	\$ -
Ontario-Montclair	San Bernardino	Vernon Middle	57/67819-00-038	05/06/19	\$ 307,389	\$ -
Templeton Unified	San Luis Obispo	Templeton High	57/68841-00-005	05/06/19	\$ 3,459,192	\$ -

SFP APPLICATIONS
New Construction Acknowledged Applications Received Past Existing Authority as of May 31, 2019

District	County	Site Name	DSA Number	50-04 Date Received	Estimated State Grant (a)	Estimated Financial Hardship (b)
Mesa Union Elementary	Ventura	Mesa Elementary	57/72470-00-002	05/06/19	\$ 220,709	\$ 147,140
Azusa Unified	Los Angeles	Henry Dalton Elementary	57/64279-00-025	05/07/19	\$ 629,912	\$ -
Mountain View Elementary	Los Angeles	Cogswell Elementary	57/64816-00-009	05/07/19	\$ 5,784,370	\$ -
Mountain View Elementary	Los Angeles	Monte Vista Elementary	57/64816-00-010	05/07/19	\$ 5,959,609	\$ -
Mountain View Elementary	Los Angeles	Charles T Kranz Intermediate	57/64816-00-011	05/07/19	\$ 7,017,104	\$ -
Mountain View Elementary	Los Angeles	Miramonte Elementary	57/64816-00-012	05/07/19	\$ 3,115,962	\$ -
Mountain View Elementary	Los Angeles	Miramonte Elementary	57/64816-00-013	05/07/19	\$ 2,793,804	\$ -
Riverside Unified	Riverside	Sierra Middle	57/67215-00-041	05/08/19	\$ 98,997	\$ -
Redding Elementary	Shasta	Manzanita Elementary	57/70110-00-007	05/08/19	\$ 705,100	\$ -
Grossmont Union High	San Diego	El Capitan High	57/68130-00-036	05/09/19	\$ 155,309	\$ -
Templeton Unified	San Luis Obispo	Templeton High	57/68841-00-006	05/09/19	\$ 1,467,363	\$ -
Edison Elementary	Kern	Orangewood Elementary	57/63438-00-005	05/10/19	\$ 740,114	\$ 493,409
Paramount Unified	Los Angeles	Lakewood Elementary	57/64873-00-012	05/15/19	\$ 2,643,486	\$ -
Folsom-Cordova Unified	Sacramento	Theodore Judah Elementary	57/67330-00-007	05/16/19	\$ 1,638,194	\$ -
Capistrano Unified	Orange	Palisades Elementary	57/66464-00-024	05/20/19	\$ 3,509,415	\$ -
Saddleback Valley Unified	Orange	Lake Forest Elementary	57/73635-00-041	05/20/19	\$ 4,906,308	\$ -
Coachella Valley Unified	Riverside	Palm View Elementary	57/73676-00-006	05/20/19	\$ 2,729,876	\$ -
El Tejon Unified	Kern	Frazier Park Elementary	57/75168-00-001	05/20/19	\$ 234,941	\$ 156,627
El Tejon Unified	Kern	Frazier Mountain High	57/75168-00-002	05/20/19	\$ 253,703	\$ 169,135
El Tejon Unified	Kern	El Tejon Elementary	57/75168-00-003	05/20/19	\$ 194,246	\$ 129,498
Island Union Elementary	Kings	Island Elementary	57/63933-00-002	05/23/19	\$ 252,264	\$ 168,176
Downey Unified	Los Angeles	Lewis (Ed C) Elementary	57/64451-00-036	05/23/19	\$ 1,209,734	\$ -
Novato Unified	Marin	Loma Verde Elementary	57/65417-00-023	05/23/19	\$ 472,056	\$ -
Novato Unified	Marin	Lynwood Elementary	57/65417-00-024	05/23/19	\$ 1,184,380	\$ -
Folsom-Cordova Unified	Sacramento	Folsom Hills Elementary	57/67330-00-008	05/23/19	\$ 3,060,565	\$ -
Oxnard	Ventura	Christa McAuliffe Elementary	57/72538-00-031	05/29/19	\$ 119,762	\$ -
Greenfield Union Elementary	Monterey	Vista Verde Middle	57/66035-00-004	05/31/19	\$ 174,974	\$ 116,649
Greenfield Union Elementary	Monterey	Mary Chapa Academy	57/66035-00-005	05/31/19	\$ 342,363	\$ 228,242
Greenfield Union Elementary	Monterey	Oak Avenue Elementary	57/66035-00-006	05/31/19	\$ 235,195	\$ 156,797
Capistrano Unified	Orange	Aliso Niguel High	57/66464-00-025	05/31/19	\$ 2,455,487	\$ -
Santa Ynez Valley Union High	Santa Barbara	Santa Ynez Valley Union High	57/69328-00-003	05/31/19	\$ 1,583,921	\$ -
Tustin Unified	Orange	C C Lambert Elementary	57/73643-00-023	05/31/19	\$ 563,209	\$ -
Tustin Unified	Orange	C E Utt Middle	57/73643-00-024	05/31/19	\$ 1,823,626	\$ -
Tustin Unified	Orange	Robert Heideman Elementary	57/73643-00-025	05/31/19	\$ 921,615	\$ -
Tustin Unified	Orange	Tustin High	57/73643-00-026	05/31/19	\$ 2,301,359	\$ -
Tustin Unified	Orange	Tustin High	57/73643-00-027	05/31/19	\$ 2,301,359	\$ -
Manhattan Beach Unified	Los Angeles	Pacific Elementary	57/75333-00-008	05/31/19	\$ 2,064,634	\$ -
Manhattan Beach Unified	Los Angeles	Mira Costa High	57/75333-00-009	05/31/19	\$ 1,769,028	\$ -
					\$ 288,182,384	\$ 11,980,299
					\$ 300,162,682	

Section 1859.81. Financial Hardship.

Except for Joint-Use Projects and Career Technical Education Facilities Projects, a district is eligible for financial hardship to fund all or a portion of its matching share requirement after demonstrating the requirements of (a), (c), and (d) below:

- (a) The district is financially unable to provide all necessary matching funds for an eligible project. To determine this, an analysis shall be made of the district's financial records by the OPSC including data and records maintained by the CDE and the County Office of Education. The analysis shall consist of a review of the district's latest Independent Audit regarding funds available from all capital facility accounts, including, but not limited to, developer fees, funds generated from capital facility certificates of participation, federal grants, redevelopment funds, sale proceeds from surplus property, the appraised value of facilities approved for replacement pursuant to Section 1859.82, bond funds either encumbered, unencumbered or authorized but unsold, and savings from other SFP projects. All funds thus identified that have not been expended or encumbered by a contractual agreement for a specific capital outlay purpose prior to the initial request for financial hardship status shall be deemed available as a matching contribution.

After the initial request for financial hardship status is granted, no further encumbrances will be approved by the OPSC and all prospective revenue made available to the district's capital facility accounts shall be deemed available as matching contribution on the subsequent financial hardship review, with the exception of:

- (1) Approved interim housing expenditures.
- (2) Funding to pay for previously recognized multi-year encumbrances approved at the initial financial hardship approval.
- (3) Funding that is transferred into a Special Reserve Fund and is used for the express purpose of the Federal Renovation Program when the amount expended out of that fund does not exceed the maximum Federal Renovation Grant amount.
- (4) Funding that is transferred into a Special Reserve Fund and is used for the express purpose of the School Facilities Needs Assessment Grant Program or Emergency Repair Program when the amount expended out of that fund does not exceed the maximum grant amount apportioned.
- (5) Funding that is transferred into a Special Reserve Fund and is used for the express purpose of the Career Technical Education Facilities Program when the amount expended out of that fund does not exceed the applicant's share of the maximum grant amount apportioned.
- (6) Funding that is transferred into a Special Reserve Fund and used for the express purpose of the Overcrowding Relief Grant when the amount expended out of that fund does not exceed the amount of the site acquisition and design costs of the project and the district has submitted an approved Form SAB 50-11.
- (7) Funding that is used for the express purpose of reimbursing the State a proportionate share of financial hardship received when there has been a transfer of a special education program and title to the facility. In addition, the funding was used within five years of the title transfer.
- (8) Funding to pay for obtaining a structural report pursuant to Section 1859.82 for an approvable and funded seismic mitigation project.
- (9) All other capital facility funding for a period of three years when no subsequent financial hardship request is made during this period, with the exception of the funding identified in (6). The three-year period begins with the date of the most recent financial hardship new construction or modernization adjusted grant funding apportionment.

When Overcrowding Relief Grant funding is set aside pursuant to (6) and the School District has not submitted, or the OPSC has not accepted, a Form SAB 50-04 for an Overcrowding Relief Grant within three years from the date of deposit into the Special Reserve Fund, or the School District has not met the requirements in Sections 1859.90 or 1859.105, remaining funds plus interest accrued at the Pooled Money Investment Board rate at that time period shall be deemed available as matching contribution on a subsequent financial hardship project or be captured through an audit adjustment pursuant to Section 1859.106.

The financial hardship analysis is subject to approval by the Board.

- (b) From the funds deemed available as a matching contribution, the district may retain \$19,776 per classroom in each enrollment reporting period for the cost to provide interim housing for the currently unhoused pupils of the district. The amount shown shall be adjusted annually in the manner prescribed in Section 1859.71. The

number of classrooms needed for interim housing for the currently unhoused pupils shall be the sum of the positive numbers determined in (b)(7) as follows:

- (1) Determine the current enrollment of the district by grade level as shown on the latest Form SAB 50-01.
- (2) Determine the New Construction Grants apportioned by grade level for all SFP projects and LPP funded under the provisions of Sections 1859.12 or 1859.13 where the district has submitted Form SAB 50-06 indicating that the project is 100 percent complete.
- (3) Subtract (b)(2) from (b)(1).
- (4) Determine the number of classrooms by grade level reported in Part 1, Line 8 on Form SAB 50-02.
- (5) Multiply the classrooms determined in (b)(4) by 25 for K-6, 27 for 7-12, 13 for Non-Severe and 9 for Severe.
- (6) Subtract the product determined in (b)(5) from the difference determined in (b)(3) by grade level.
- (7) Divide the difference by grade level determined in (b)(6) by 25 for K-6, 27 for 7-12, 13 for Non-Severe and 9 for Severe and round up to the nearest whole number.

From the funds deemed available as a matching contribution, the district may also retain \$19,776 per portable toilet unit in each reporting period for the cost to provide necessary interim toilet facilities for the currently unhoused pupils of the district. The amount shown shall be adjusted annually in the manner prescribed in Section 1859.71. The number of toilet facilities needed for interim housing shall be the sum of the positive numbers determined in (b)(7) divided by eight rounded up to the nearest whole number.

From the funds deemed available as a matching contribution, the district may also retain \$19,776 per classroom in each reporting period for the cost to provide necessary interim housing for the currently unhoused pupils displaced as a result of a SAB approved seismic mitigation project pursuant to Section 1859.82. The amount shown shall be adjusted annually in the manner prescribed in Section 1859.71. The number of classrooms needed for interim housing shall be the quotient of the displaced pupils by 25 for K-6, 27 for 7-12, 13 for Non-Severe and 9 for Severe and round up to the nearest whole number.

If the district's available funds, as determined by the OPSC analysis less costs for interim housing, is less than its matching share, the district will be deemed to have met the requirements of this Subsection.

- (c) The district has made all reasonable efforts to fund its matching share of the project by demonstrating it is levying the developer fee justified under law or an alternative revenue source equal to or greater than the developer fee otherwise justified under law at the time of request for hardship and the district meets at least one of the following:
 - (1) The current outstanding bonded indebtedness of the district issued for the purpose of constructing school facilities in accordance with Education Code Section 17072.35 or 17074.25 as appropriate, at the time of request for financial hardship status, is at least 60 percent of the district's total bonding capacity. Outstanding bonded indebtedness includes that part of general obligation bonds, Mello-Roos Bonds, School Facility Improvement District Bonds and certificates of participation which the district is paying a debt service that was issued for capital outlay school facility purposes.
 - (2) The district had a successful registered voter bond election for at least the maximum amount allowed under Proposition 39 within the previous two years from the date of request for financial hardship status. The proceeds from the bond election that represent the maximum amount allowed under the provisions of Proposition 39 must be used to fund the district's matching share requirement for SFP project(s).
 - (3) It is a County Superintendent of Schools.
 - (4) The district's total bonding capacity at the time of the request for financial hardship status is \$5 million or less.
 - (5) Other evidence of reasonable effort as approved by the SAB.

If the district's request for financial hardship status is denied by the Board, the district may be deemed eligible for rental payments of \$2,000 per year per classroom under the Emergency School Classroom Law of 1979 for a two year period when relocatable classroom buildings are available and the district provides financial documentation that it is unable to afford the full rental amount and any other information satisfactory to the Board that the rental reduction is necessary. The number of classrooms eligible for the \$2,000 rental payments shall be the sum of the numbers determined in (c)(5)(B) as follows:

- (A) Determine the number of pupils by grade level that the district requested a New Construction Grant on the Form SAB 50-04 that were denied financial hardship status.

- (B) Divide the number by grade level determined in (c)(5)(A) by 25 for K-6, 27 for 7-12, 13 for Non-Severe and 9 for Severe and round up to the nearest whole number.
- (d) The district has not signed a contract for acquisition or construction of classrooms that replace existing facility(ies), which were included in the determination of the district's new construction eligibility pursuant to Education Code Section 17071.75, in a locally funded project during the five-year period immediately preceding the district's application for financial hardship assistance. This restriction may be lifted if the Board finds that unforeseen and extenuating circumstances existed that required the district to use local funds to replace the facility(ies).
- (e) If the district meets the financial hardship requirements in this Section, the amount of financial hardship is equal to the district's matching share less funds deemed available in (a).
- (1) Once a district has been notified by OPSC that it meets the requirements of financial hardship in this Section, the district may file Form SAB 50-04 under the provisions of financial hardship anytime within a period of 180 calendar days from the date of the OPSC notification.
- (2) If the district does not submit Form SAB 50-04 under the provisions of financial hardship within 180 calendar days of the OPSC notification of approval of financial hardship status, the district must re-qualify for financial hardship status under the provisions of this Section by submittal of a new request for financial hardship status.
- (3) If the project(s) has been included on an unfunded list for more than 180 calendar days, a review of the district's funds pursuant to (a) will be made to determine if additional district funds are available to fund the district's matching share of the project(s).

Financial hardship approval status by the OPSC for a separate design and/or site apportionment does not apply to any subsequent funding for the project(s).

- (f) If the district submits Form SAB 50-04 within 180 calendar days of the OPSC notification of approval of financial hardship and the project(s) has been included on the "Unfunded List (Lack of AB 55 Loans)" for more than 180 calendar days as a result of the State of California's inability to provide interim financing from the Pooled Money Investment Account (AB 55 loans), the Board may suspend the unfunded review requirement as defined in Regulation Section 1859.81(e). Projects added to any other unfunded list shall be subject to the review detailed in Regulation Section 1859.81(e). Regulation Section 1859.81(f) shall become inoperative July 1, 2011.
- (g) A project added to an unfunded list on or after July 1, 2011 will be subject to the review detailed in section (e)(3). For projects added to an unfunded list between February 25, 2009 and June 30, 2011, only the district's financial records on or after July 1, 2011 will be considered in calculating any adjustment to the district's matching share.
- (h) On or after September 22, 2017, a district may submit a request for funding in advance of obtaining a determination of Financial Hardship.
 - (1) To be considered for Financial Hardship, the district must check the box on the Form SAB 50-04 requesting Financial Hardship pursuant to this subsection when submitting a request for funding.
 - (2) Prior to processing an application OPSC will notify the district in writing to submit the necessary documentation for a Financial Hardship analysis pursuant to (a), (b), (c) and (d). OPSC will not accept any documents for a Financial Hardship analysis in advance of the notification. Failure to submit the requested documentation within 60 calendar days of OPSC's notification will result in either a. or b.:
 - a. District may amend their Form SAB 50-04 to exclude the request for Financial Hardship determination.
 - b. OPSC will return the request for funding and related materials to the district.
 - (3) Upon notification of Financial Hardship approval, any Form SAB 50-04 processed within 180 calendar days of the approval date will be included in the approval.
 - (4) For any Form SAB 50-04 processed more than 180 calendar days after the date of the Financial Hardship approval the district shall re-qualify for Financial Hardship status.

Note: Authority cited: Sections 17070.35, 17075.15, 17078.72 and 17592.73, Education Code.

Reference: Sections 17071.75, 17075.10, 17075.15, and 17079.20, Education Code.